


HKEX Fact Book 2017



Contents of HKEX Fact Book 2017

- Market Performance in 2017
- Major events of the Hong Kong securities and derivatives market 2017
- Market highlights
- Securities market – Main Board
 - market indices
 - listing statistics
 - market capitalisation
 - trading statistics and analysis
 - short selling
 - listed companies
 - equity warrants
 - derivative warrants
 - callable bull/bear contracts
 - debt securities
 - unit trusts and mutual funds
 - trading only stock
 - RMB securities products
 - Shanghai-Hong Kong Stock Connect
 - Shenzhen-Hong Kong Stock Connect
 - historical section
 - world stock markets
- Securities market – GEM
 - market indices
 - listing statistics
 - market capitalisation
 - trading statistics and analysis
 - listed companies
 - warrants
- Derivatives market
 - equity index products
 - interest rate products
 - equity products
 - commodity products
 - currency products
 - historical section
- LME commodities market
- Clearing statistics
- Exchange participants
- Clearing participants/members
- Hong Kong securities and derivatives markets historical events
- Appendices

Market Performance in 2017

	2016	2017	Change (%)
Stock Market			
No. of listed companies	1,973	2,118	7.35
Main Board	1,713	1,794	4.73
GEM	260	324	24.62
No. of listed securities	8,591	12,803	49.03
Main Board	8,330	12,478	49.80
GEM	261	325	24.52
No. of new listed companies ⁽¹⁾	126	174	38.10
Main Board	81	94	16.05
Transfer of listing from GEM	6	13	116.67
GEM	45	80	77.78
Total market capitalisation (HK\$mil)	24,761,306.37	33,998,836.61	37.31
Main Board	24,450,434.51	33,717,995.17	37.90
GEM	310,871.86	280,841.44	(9.66)
Total turnover value (HK\$mil) ⁽²⁾	16,396,424.97	21,709,160.48	32.40
Average daily	66,924.18	88,248.62	31.86
Main Board	66,448.88	87,642.68	31.89
GEM	475.30	605.94	27.49
Highest	117,309.69 (09/09)	172,500.80 (30/11)	
Lowest	44,177.04 (23/05)	49,493.99 (02/02)	
Equity funds raised (HK\$bil)	490.05	581.39	18.64
IPO	195.32	128.54	(34.19)
Main Board	190.72	122.60	(35.72)
GEM	4.59	5.94	29.35
Post-IPO	294.74	452.85	53.64
Main Board	280.45	444.80	58.61
GEM	14.29	8.05	(43.70)
Mainland Enterprises			
No. of Mainland enterprises	1,002	1,051	4.89
Main Board	920	956	3.91
H shares	218	228	4.59
Red chips	147	153	4.08
Mainland private enterprises	555	575	3.60
GEM	82	95	15.85
H shares	23	24	4.35
Red chips	6	6	0.00
Mainland private enterprises	53	65	22.64
No. of new listed H-shares ⁽¹⁾	15	13	(13.33)
Main Board	15	11	(26.67)
Transfer of listing from GEM	0	0	-
GEM	0	2	-
Market capitalisation (HK\$mil) (% of market total)	15,663,894.95 (63.26%)	22,522,059.94 (66.24%)	43.78
Main Board	15,574,322.38 (63.70%)	22,423,619.04 (66.50%)	43.98
H shares	5,316,159.06	6,758,944.23	27.14
Red chips	4,898,947.36	5,726,457.33	16.89
Mainland private enterprises	5,359,215.97	9,938,217.48	85.44
GEM	89,572.57 (28.81%)	98,440.90 (35.05%)	9.90
H shares	6,963.00	8,926.84	28.20
Red chips	13,400.09	12,398.68	(7.47)
Mainland private enterprises	69,209.47	77,115.39	11.42
Total turnover value (HK\$mil) (% of equity turnover)	7,886,802.27 (70.59%)	12,328,783.72 (76.09%)	56.32

	2016	2017	Change (%)
Stock price indices			
Hang Seng Index (31 July 1964 = 100)	22000.56	29919.15	35.99
HSI – Finance	30308.31	40829.50	34.71
HSI – Utilities	50037.47	55654.73	11.23
HSI – Properties	28991.74	40088.36	38.28
HSI – Commerce & Industry	12884.63	18156.20	40.91
Hang Seng China Enterprises Index (3 January 2000 = 2000)	9394.87	11709.30	24.64
Hang Seng China-Affiliated Corporations Index (3 January 2000 = 2000)	3587.99	4426.25	23.36
S&P/HKEX LargeCap Index (28 February 2003 = 10000)	27926.13	38884.61	39.24
S&P/HKEX GEM Index (28 February 2003 = 1000)	358.53	263.81	(26.42)
Equity warrants			
No. of newly issued	6	4	(33.33)
Main Board	5	4	(20.00)
GEM	1	0	(100.00)
Total premium of newly issued equity warrants (HK\$mil)	0.00	0.00	–
Main Board	0.00	0.00	–
GEM	0.00	0.00	–
No. of equity warrants	9	8	(11.11)
Main Board	8	7	(12.50)
GEM	1	1	0.00
Total turnover value (HK\$mil)	354.12	197.11	(44.34)
Main Board	311.39	196.28	(36.97)
GEM	42.73	0.84	(98.04)
Debt securities			
No. of debt securities	892	1,047	17.38
RMB bonds	135	84	(37.78)
Total turnover value (HK\$mil)	21,278.25	60,496.31	184.31
No. of newly listed debt securities	211	316	49.76
RMB bonds	12	8	(33.33)
Total fund raised (HK\$bil)	774.61	1,190.67	53.71
Aggregated principal amount of new listed RMB bonds (RMB bil)	29.00	18.00	(37.93)
iBond turnover value (HK\$mil) (% of debt securities)	10,408.75 (48.92%)	6,072.26 (10.04%)	(41.66)
Unit trusts and mutual funds			
No. of listed units trusts and mutual funds	157	145	(7.64)
ETFs	133	106	(20.30)
L&I Products	12	27	125.00
REITs	11	11	0.00
Total turnover value (HK\$mil) (% of Main Board total)	1,103,113.77 (6.78%)	1,249,163.57 (5.79%)	13.24
ETFs	1,011,412.89	1,065,380.88	5.34
L&I Products	505.32	94,095.00	18,520.71
REITs	91,086.25	89,410.35	(1.84)
Average daily turnover value (HK\$mil)	4,502.51	5,077.90	12.78
ETFs	4,128.22	4,330.82	4.91
L&I Products	2.06	382.50	18,445.02
REITs	371.78	363.46	(2.24)
No. of new listed unit trusts and mutual funds	34	22	(35.29)
ETFs	22	3	(86.36)
Multiple-counter ETFs	10	0	(100.00)
Trading value in RMB			
% of total multiple-counter ETFs	2.20	1.12	
Trading value of A-share ETFs (HK\$bil) (% of ETFs)	398.84 (39.43%)	360.37 (33.83%)	(9.65)

	2016	2017	Change (%)
Structured products			
Derivatives warrants (DWs)			
No. of listed DWs	3,705	6,094	64.48
No. of new listed DWs	4,875	7,989	63.88
Total notional value of new listed DWs (HK\$bil)	105.84	156.96	48.31
Total turnover value (HK\$mil) (% of Main Board total)	2,726,995.81 (16.75%)	3,007,655.35 (13.95%)	10.29
Callable bull/bear contracts (CBBCs)			
No. of listed CBBCs	1,844	3,374	82.97
No. of new listed CBBCs	8,896	13,235	48.77
Total notional value of new listed CBBCs (HK\$bil)	363.74	433.47	19.17
Total turnover value (HK\$mil) (% of Main Board total)	1,371,572.74 (8.42%)	1,189,171.77 (5.52%)	(13.30)
RMB-traded securities products			
No. of RMB-traded securities	179	129	(27.93)
Equities	2	2	0.00
Debt securities	135	84	(37.78)
DWs	0	0	-
ETFs	41	42	2.44
REITs	1	1	0.00
No. of multiple-counter securities	41	42	2.44
Equities	1	1	0.00
ETFs	40	41	2.50
Total turnover value (RMB mil)	11,883.00	11,660.07	(1.88)
Equities (% of total)	59.07 (0.50%)	51.95 (0.45%)	(12.06)
DWs (% of total)	0.00 (0.00%)	0.00 (0.00%)	-
ETFs (% of total)	9,139.66 (76.91%)	6,290.62 (53.95%)	(31.17)
REITs (% of total)	2,331.38 (19.62%)	2,751.78 (23.60%)	18.03
Debt securities (% of total)	352.89 (2.97%)	2,565.73 (22.00%)	627.07
Trading-only market			
No. of ETFs	2	0	(100.00)
No. of NASDAQ stocks	6	6	0.00
Total turnover value (HK\$mil)	0.47	0.58	24.40
Shanghai-Hong Kong Stock Connect			
Southbound trading			
Number of eligible stocks	316	311	
Total trading value (HK\$mil)	826,775.84	1,724,405.37	108.57
Average daily	3,626.21	7,497.41	106.76
Northbound trading			
Number of eligible stocks	574	791	
Both buy and sell	434	576	
Sell only	140	215	
Margin trading	408	383	
Total trading value (RMB mil)	745,272.91	1,314,621.81	76.39
Average daily	3,212.38	5,594.14	74.14
Shenzhen-Hong Kong Stock Connect			
Southbound trading			
Number of eligible stocks	417	445	
Total trading value (HK\$mil)	9,164.4	535,300.39	5,741.10
Average daily	509.1	2,327.39	357.13
Northbound trading			
Number of eligible stocks	881	1,028	
Both buy and sell	881	881	
Sell only	-	84	
Margin trading	391	393	
Total trading value (RMB mil)	26,190.4	950,705.18	3,529.97
Average daily	1,540.6	4,045.55	162.59

	2016	2017	Change (%)
Derivatives market			
No. of stock futures classes (as at the year end)	74	72	(2.70)
No. of stock options classes (as at the year end)	84	86	2.38
Total contract volume	188,150,672	214,845,348	14.19
Average daily	761,744	869,819	14.19
All futures products	84,100,129	77,060,327	(8.37)
All options products	104,050,543	137,785,021	32.42
Top three contract volume contributor in futures market			
HSI Futures			
Contract volume (% of futures total)	32,313,994 (38.42%)	31,486,965 (40.86%)	(2.56)
Open Interest	123,004	144,659	17.61
Hang Seng China Enterprises Index Futures			
Contract volume (% of futures total)	33,031,130 (39.28%)	28,852,655 (37.44%)	(12.65)
Open Interest	322,024	233,591	(27.46)
Mini-HSI Futures			
Contract volume (% of futures total)	12,477,552 (14.84%)	11,487,207 (14.91%)	(7.94)
Open Interest	9,572	9,863	3.04
Key index options products			
Hang Seng China Enterprises Index Options			
Contract volume (% of options total)	19,475,726 (18.72%)	19,777,920 (14.35%)	1.55
Open Interest	2,066,340	1,982,347	(4.06)
HSI Options			
Contract volume (% of options total)	9,353,749 (8.99%)	10,129,325 (7.35%)	8.29
Open Interest	249,699	344,084	37.80
Mini-HSI Options			
Contract volume (% of options total)	1,424,379 (1.37%)	1,640,881 (1.19%)	15.20
Open Interest	11,917	9,108	(23.57)
Commodity market			
LME futures and options contract volume	156,512,730	157,369,044	0.55
In value (US\$tril)	10.3	12.7	23.30
Tonnes of material (bil)	3.5	3.5	0.00
Average daily	618,627	624,480	0.95

Notes:

- (1) Figures includes the number of companies for transfer of listing from GEM.
- (2) Turnover values have been adjusted for late reported and rejected sales.

Major Events of the Hong Kong Securities and Derivatives Markets 2017

Month	Event
January	<p>On 16 January, Volatility Control Mechanism (VCM) was launched in the derivatives market covering major index futures products. The initiative represents the major microstructure upgrades for the derivatives market to enhance HKEX's overall competitiveness.</p> <p>On 20 January, the Securities and Futures Commission (SFC) and the Stock Exchange of Hong Kong (SEHK) issued a joint statement regarding the price volatility of stocks listed on the Growth Enterprise Market (GEM) as an initial step to address some of the concerns with GEM initial public offering (IPO) placings while the SFC and the SEHK continued to work on a broader GEM reform. On the same day, the SFC issued a guideline to provide guidance to sponsors, underwriters and placing agents on the standards of conduct that is expected of them in the listing and placing of GEM IPO stocks.</p>
February	<p>On 17 February, the SEHK announced revised themes for enforcement of the Listing Rules and published a revised policy statement on its approach to enforcement.</p>
March	<p>On 14 March, the first batch of leveraged and inverse (L&I) products on the Hang Seng Index and Hang Seng China Enterprises Index were listed. Four issuers listed a total of 16 products on the day, setting a new exchange record for the most L&I Product listings in Asia on a single day.</p> <p>On 15 March, the Premier of the State Council of the People's Republic of China, Li Keqiang, announced the trial implementation of bond market links between Hong Kong and Mainland China (Bond Connect) in the year of 2017, allowing for the first time foreign capital to buy domestic bonds in the Mainland from outside Mainland China.</p> <p>On 20 March, HKEX introduced Renminbi (RMB) Currency Options. The US dollar-Offshore RMB (USD/CNH) Options contract became the first currency options traded at HKEX.</p> <p>On 21 March, the SFC published conclusions to a consultation to expand the scope of the position limit regime. It said the proposals set out in the consultation would be implemented. These included a 300% cap on the excess position limit that may be authorised by the SFC, a statutory position limit of 150,000 contracts for stock options as well as new excess position limits for index arbitrage activities, asset managers and market makers of exchange-traded funds. The amended rules took effect on 1 June 2017.</p> <p>On 21 March, OTC Clearing Hong Kong Ltd (OTC Clear), a subsidiary of HKEX, launched a client clearing service which provides over the counter (OTC) derivatives market participants that may prefer not to become Clearing Members of OTC Clear with the means to fulfil their mandated regulatory obligations along with the credit and capital efficiency benefits of central clearing through the establishment of a "client clearing" relationship with an existing Clearing Member of OTC Clear that will act as an intermediary, or "broker". OTC Clear also said it would accept certain types of high-quality, non-cash collateral from its clearing participants to satisfy their margin requirements to OTC Clear. Initially, it accepted US Treasuries, Hong Kong Exchange Bills and Notes and offshore bonds issued by the Ministry of Finance of the People's Republic of China.</p>

Month	Event
	<p>On 31 March, the SEHK launched a new series of quarterly director training webcasts to assist directors in understanding their roles and responsibilities as a director of a Hong Kong listed company.</p>
April	<p>On 10 April, HKEX introduced 5-year China Ministry of Finance Treasury Bond (MOF T-Bond) Futures as a pilot scheme for foreign investors to hedge against interest rate volatility of RMB assets. MOF T-Bond Futures was the offshore markets' first futures on domestic Chinese government bonds. Trading in 5-Year MOF T-Bond Futures was suspended from 8 December 2017. Subject to regulatory development, HKEX would consider launching new RMB interest rate products that are complementary to Bond Connect at an appropriate time.</p> <p>On 10 April, HKEX introduced 3 new stock options on Hang Seng Index constituents — AAC Technologies, Geely Automobile and Link REIT. The Link options became HKEX's first options on a Real Estate Investment Trust (REIT).</p> <p>On 11 April, the SFC issued a statement which sets out risk mitigation factors that the SFC will take into account when reviewing the proposed listing of infrastructure project companies, such as those falling within the Belt and Road Initiative of the Central Government, in Hong Kong.</p>
May	<p>On 15 May, the SFC issued a guidance note on directors' duties and a circular to financial advisers regarding valuations in corporate transactions together with a statement on the liability of valuers for disclosure of false or misleading information.</p> <p>On 16 May, the People's Bank of China (PBoC) and the Hong Kong Monetary Authority (HKMA) jointly announced that they have approved China Foreign Exchange Trade System & National Interbank Funding Centre (CFETS), China Central Depository & Clearing Co., Ltd, Shanghai Clearing House, together with HKEX and Central Moneymarkets Unit of the HKMA, to collaborate in establishing mutual bond market access between Hong Kong and Mainland China (Bond Connect).</p> <p>On 19 May, Shanghai Clearing House (SCH) and the Central Moneymarkets Unit (CMU) of Hong Kong Monetary Authority (HKMA) jointly issued an announcement on the mutual access arrangement regarding custody and settlement under the Bond Connect. SCH and CMU will jointly provide the custody and settlement service for the Bond Connect through a connection between the two infrastructures.</p> <p>On 23 May, HKEX announced that it would introduce its revised stock option position limit model on 1 June 2017. The model includes a three-tier framework for position limit which is based on the underlying stock's market capitalisation, liquidity and other factors. Each stock option class is assigned to one of the three tiers comprising limits of 50,000, 100,000 and 150,000 contracts. Review mechanisms are introduced to ensure the relevance of the individual position limits at HKEX in the long run.</p>

Month	Event
June	<p>On 7 June, CFETS and HKEX announced the formation of a joint venture company in Hong Kong, Bond Connect Company Ltd (BCCL), to support Bond Connect related trading services.</p> <p>On 9 June, OTC Clear was awarded the “Best OTC Clearing and Risk Management System Implementation” in The Asian Banker Financial Markets Technology Implementation of the Year Awards 2017 in recognition of its Cross Currency Swap (CCS) propositions.</p> <p>On 16 June, the SEHK launched a consultation to seek public feedback on a package of proposals to broaden capital markets access in Hong Kong and strengthen Hong Kong’s listing regime through two separate papers: (1) the New Board Concept Paper; and (2) the Consultation Paper on the Review of GEM and Changes to the GEM and Main Board Listing Rules.</p> <p>On 21 June, MSCI announced that it will include Mainland China A shares in the MSCI Emerging Markets Index beginning in June 2018.</p> <p>On 27 June, the HKMA and the SFC published conclusions on a joint consultation paper which proposed adjusting the scope of “OTC derivative product” under the OTC derivatives regulatory regime. They said the proposed adjustments would be implemented to prescribe certain additional markets and clearing houses so that products traded and cleared through them will not be regarded as “OTC derivative products”; and to exclude Delta One Warrants from the definition of “OTC derivative product”.</p> <p>On 28 June, HKEX announced the appointment of China Exchanges Services Company Ltd (CESC), a joint venture of HKEX, Shanghai Stock Exchange and Shenzhen Stock Exchange, to explore a Belt & Road Index in response to the market’s interest in a barometer for the Mainland’s Belt & Road Initiative.</p> <p>On 28 June, the Mainland and Hong Kong governments signed the Investment Agreement and Agreement on Economic and Technical Cooperation under the framework of the Mainland and Hong Kong Closer Economic Partnership Arrangement (CEPA) in Hong Kong. They said the latest CEPA agreements would facilitate promotion and protection of investments between Hong Kong and the Mainland, including further expansion of the mutual market access schemes.</p> <p>On 28 June, HKEX published a consultation paper to seek views on its proposed after-hours trading (AHT) enhancements.</p> <p>On 29 June, HKEX and the Chinese Gold and Silver Exchange Society (CGSE) in Hong Kong signed a Memorandum of Understanding (MOU) to consider cooperation on matters ranging from product promotion to storage vaults.</p>

Month	Event
July	<p data-bbox="367 224 1410 448">On 2 July, PBoC and the HKMA issued a joint announcement that they have approved China Foreign Exchange Trade System & National Interbank Funding Centre, China Central Depository & Clearing Co., Ltd, Shanghai Clearing House, together with HKEX and Central Moneymarkets Unit to launch mutual bond market access between Hong Kong SAR and Mainland China (Bond Connect). Trial operation of Northbound trading commenced on 3 July 2017.</p> <p data-bbox="367 492 1410 649">On 3 July, Bond Connect was launched, which is a mutual bond market access programme between HKSAR and Mainland China with Northbound trading link initially and Southbound trading link to be added later. The Bond Connect Company Ltd (BCCL) commenced operations on the same day.</p> <p data-bbox="367 694 1410 896">On 10 July, HKEX introduced Offshore Renminbi (CNH) and US dollar (USD) Gold Futures, the first time HKEX launched futures in two currencies. It became the first pair of commodity futures that can be physically delivered in Hong Kong. London Metal Exchange (LME), a wholly-owned subsidiary of HKEX, introduced its own gold futures on the same day. It became the first exchange to offer spot to five-year loco London futures.</p> <p data-bbox="367 940 1410 1097">On 17 July, HKEX introduced China Connect Central Gateway (CCCG) and Orion Market Data for China Connect (OMD-CC) platforms to facilitate Northbound trading through its mutual stock market access programmes with the exchanges in Shanghai and Shenzhen (Stock Connect).</p> <p data-bbox="367 1142 1410 1254">On 21 July, the SEHK published the inaugural Enforcement Newsletter summarising news and updates on enforcement activities and highlighting specific areas or conduct that might impact on rule compliance.</p> <p data-bbox="367 1299 1410 1456">On 24 July, HKEX launched Phase 2 of the Closing Auction Session (CAS) in its securities market. CAS Phase 2 expanded the coverage to include constituents of the Hang Seng Composite SmallCap Index and introduced regulated short-selling orders during the CAS, provided it is at a price not lower than the CAS Reference Price.</p>
August	<p data-bbox="367 1500 1410 1612">On 11 August, HKEX published consultation conclusions on its proposed after-hours trading (AHT) enhancements and announced the enhancements would be introduced in three phases. subject to regulatory approval.</p> <p data-bbox="367 1657 1410 1930">On 17 August, Hang Seng Indexes Company Ltd (HSICL) announced details for the inclusion of Red chips and Mainland private enterprises, or P chips, into the Hang Seng China Enterprises Index (HSCEI). It said a collective total of 10 Red chips and P chips would be added to the HSCEI while H-share constituents remained at 40, thereby increasing the total number of constituents from 40 to 50. HSICL said the 10 Red-chip and P-chip constituents would be added to the HSCEI progressively in 5 phases over a period of 12 months from March 2018 to March 2019.</p>

Month	Event
September	On 15 September, the SFC and the SEHK published the conclusions to their joint consultation on proposed enhancements to the SEHK's decision-making and governance structure for listing regulation. The SFC and the SEHK have decided to adopt the way forward as set out in the conclusions including establishing a new Listing Policy Panel and enhancing governance within the SEHK's structure for reviewing the Listing Committee's decisions. Under the enhanced structure, the SEHK would remain listed issuers' primary frontline regulator and its Listing Committee would continue to make decisions under the Listing Rules, including decisions on suitability for listing.
	On 22 September, the SEHK published two consultation papers to seek public views and comments on: (1) capital raisings by listed issuers; and (2) delisting and other Rule amendments.
	On 26 September, OTC Clear was awarded the "Clearing House of the Year" by Asia Risk in recognition of its CCS propositions.
October	On 27 October, HKEX held a gathering in its Trading and Exchange Exhibition Hall to mark the last day of floor trading in its securities market.
November	On 3 November, SEHK published two consultation papers to seek public views and comments on: (1) proposed changes to the Corporate Governance Code and Corporate Governance Report, as well as related amendments to its Listing Rules; and (2) proposed changes to documentary requirements relating to listed issuers and other minor amendments to its Listing Rules.
	On 6 November, HKEX announced that Realtime Delivery versus Payment money settlement in Renminbi, Hong Kong dollars and US dollars would be introduced for the Northbound related transactions of Stock Connect, its mutual market access programmes with the Shanghai and Shenzhen stock exchanges, on 20 November 2017.
	On 6 November, HKEX introduced the first phase of its after-hours trading (AHT) enhancements. The close of the T+1 Session for Hang Seng Index (HSI), Hang Seng China Enterprises Index (HHI), Mini-HSI and Mini-HHI futures was extended from 11:45 pm to 1 am the following day.
	On 6 November, HKEX unveiled a new website for its Hong Kong markets at www.hkex.com.hk , introducing a fresh new look and enhanced functionality for website visitors.
	On 13 November, HKEX launched its first ferrous metal product — cash-settled TSI Iron Ore Fines 62% Fe CFR China Futures, or Iron Ore Futures.
	From 14 to 17 November, HKEX, together with ChinaClear, Central Depository Company Pakistan and National Securities Depository India, co-organised the World Forum of Central Securities Depositories (WFC 2017) in Hong Kong. Over 250 delegates from 58 regions around the world attended, exchanging ideas on the business development, application of fintech and market outlook of the CSD industry.

Month	Event
	<p>On 17 November, the SEHK published a consultation paper on a proposed Listing Rule exemption for aircraft leasing activities.</p> <p>On 29 November, HKEX opened an office of its subsidiaries, the SEHK and the HKFE, in Singapore. It became the first overseas office of SEHK and HKFE.</p> <p>On 30 November, the SFC announced that it had reached an agreement with the China Securities Regulatory Commission (CSRC) on proposals to introduce an investor identification regime for Northbound trading under Mainland-Hong Kong Stock Connect. They also agreed to introduce a similar investor identification regime for Southbound trading as soon as possible after implementation of the regime for Northbound trading and to aim to have the investor identification regime covering all trading on the SEHK in the longer term.</p> <p>Accordingly, HKEX published an information paper for the investor identification model of the regime on the same date. The investor ID model was tentatively scheduled to be implemented in Q3 2018.</p>
December	<p>On 15 December, the SEHK announced the conclusions to its New Board Concept Paper. Drawing on the feedback received in response to the New Board Concept Paper and subsequent regulatory discussions with the SFC, the SEHK issued the conclusions to the New Board Concept Paper in December 2017 setting out the proposed way forward to expand the existing listing regime to facilitate the listing of companies from emerging and innovative sectors, subject to appropriate safeguards.</p> <p>On 15 December, the SEHK published the conclusions to its Consultation Paper on the Review of GEM and Changes to the GEM and Main Board Listing Rules (GEM Consultation Paper). Based on the responses received on the proposals in the public consultation and discussions with the SFC, the SEHK decided to implement substantially all of the proposals in the GEM Consultation Paper.</p> <p>On 29 December, the CSRC and the SFC jointly announced that they had entered into a Memorandum of Understanding on Supervisory and Enforcement Cooperation on Matters concerning Futures (MoU). They said the MoU would facilitate regulatory and enforcement cooperation in the Mainland and Hong Kong futures markets, and enhances supervisory assistance, enforcement cooperation and information exchange on various matters including cross-boundary derivatives, futures exchanges and futures brokers. They also said it would facilitate the healthy development of the Mainland and Hong Kong futures markets.</p>

Stock market highlights – Main Board

	Year		
	2015	2016	2017
Listed securities (as at year end)			
No. of listed companies	1,644	1,713	1,794
No. of listed securities	8,792	8,330	12,478
No. of new listed companies ⁽¹⁾	104	81	94
New listing companies	90	75	81
Transfer of listing from GEM	14	6	13
Total market capitalisation (HK\$mil)	24,425,554.96	24,450,434.51	33,717,995.17
Equity funds raised (HK\$mil)	1,093,551.48	471,171.95	567,401.46
Trading			
No. of trading days	247	245	246
Total turnover value (HK\$mil) ⁽²⁾			
Annual	25,835,958.29	16,279,975.48	21,560,099.47
Average daily	104,599.02	66,448.88	87,642.68
Total turnover volume (mil. shs)			
Annual	53,091,013.41	45,177,508.51	43,805,184.04
Average daily	214,943.37	184,397.99	178,069.85
Total number of trades (deals)			
Annual	349,425,144	261,400,789	300,296,509
Average daily	1,414,677	1,066,942	1,220,718
Stock price indices			
S&P/HKEX LargeCap Index (28 February 2003 = 10000)			
High	34685.39	30155.18	38939.55
Low	25245.78	22539.49	28044.77
Year-end	27007.12	27926.13	38884.61
Hang Seng Index (31 July 1964 = 100)			
High	28442.75	24099.70	30003.49
Low	20556.60	18319.58	22134.47
Year-end	21914.40	22000.56	29919.15
Market ratios ⁽³⁾			
Average dividend yield (%)	3.46	3.24	2.79
Average P/E ratio (times)	9.90	10.53	16.34
Annual turnover velocity (%)	70.53	45.22	47.61
Number of Exchange participants	550	592	654

Notes:

- (1) Figures includes the number of companies for transfer of listing from GEM.
- (2) Turnover values have been adjusted for late reported and rejected sales.
- (3) Calculations are based on year-end figures of all listed stocks.

Stock market highlights – GEM

	Year		
	2015	2016	2017
Listed securities (as at year end)			
No. of listed companies	222	260	324
No. of listed securities	223	261	325
No. of new listed companies	34	45	80
Total market capitalisation (HK\$mil)	258,175.74	310,871.86	280,841.44
Equity funds raised (HK\$mil)	22,091.25	18,882.06	13,984.10
Trading			
No. of trading days	247	245	246
Total turnover value (HK\$mil) ⁽¹⁾			
Annual	254,663.27	116,449.49	149,061.01
Average daily	1,031.03	475.30	605.94
Total turnover volume (mil. shs)			
Annual	602,894.91	434,388.56	477,690.71
Average daily	2,440.87	1,773.01	1,941.83
Total number of trades (deals)			
Annual	6,324,001	3,449,127	4,785,031
Average daily	25,603	14,078	19,451
Stock price indices			
S&P/HKEX GEM Index (28 February 2003 = 1000)			
High	822.36	462.53	366.25
Low	422.09	340.88	254.65
Year-end	476.79	358.53	263.81
Market ratios⁽²⁾			
Average dividend yield (%)	0.30	0.25	0.38
Average P/E ratio (times)	76.93	71.31	36.65
Annual turnover velocity (%)	98.62	37.45	53.08

Notes:

(1) Turnover values have been adjusted for late reported and rejected sales.

(2) Calculations are based on year-end figures of GEM stocks.

Stock market highlights – Main Board and GEM

	Year																		
	1999	2000	2001	2002	2003	2004	2005	2006	2007	2008	2009	2010	2011	2012	2013	2014	2015	2016	2017
Listed securities (as at year end)																			
No. of listed companies	708	790	867	978	1,037	1,096	1,135	1,173	1,241	1,261	1,319	1,413	1,496	1,547	1,643	1,752	1,866	1,973	2,118
No. of listed securities	1,212	1,349	1,189	1,586	1,785	2,176	2,649	3,383	6,092	5,831	6,616	7,900	6,723	6,903	8,522	9,060	9,015	8,591	12,803
No. of new listed companies ⁽¹⁾	38	90	88	117	73	70	67	62	84	49	73	113	101	64	110	122	138	126	174
New listing Companies	38	90	88	115	67	68	65	60	80	31	69	101	89	62	102	115	124	120	161
Transfer of listing from GEM	-	-	-	2	6	2	2	2	4	18	4	12	12	2	8	7	14	6	13
Total market capitalisation (HK\$bil)	4,734.76	4,862.44	3,946.31	3,611.32	5,547.85	6,695.09	8,179.94	13,337.71	20,697.54	10,298.75	17,874.31	21,076.96	17,537.26	21,950.13	24,042.81	25,071.83	24,683.73	24,761.31	33,998.84
Equity funds raised (HK\$bil)	149.70	467.34	64.43	110.51	213.76	281.80	301.71	524.54	590.85	427.25	642.12	858.72	490.39	305.36	378.86	942.72	1,115.64	490.05	581.39
Initial public offers	17.14	132.12	25.71	51.98	59.14	97.16	165.65	333.85	292.44	65.98	248.23	449.48	259.79	90.04	168.96	232.52	263.09	195.32	128.54
Secondary market	132.56	335.22	38.71	58.53	154.62	184.64	136.06	190.69	298.41	361.27	393.89	409.24	230.60	215.32	209.90	710.20	852.55	294.74	452.85
Trading																			
No. of trading days	247	247	243	247	248	249	247	247	246	245	249	249	246	247	244	247	247	245	246
Total turnover value (HK\$bil) ⁽²⁾																			
Annual	1,919.55	3,131.85	1,989.50	1,643.05	2,583.83	3,974.11	4,520.43	8,376.31	21,665.53	17,652.80	15,515.25	17,210.08	17,154.07	13,301.05	15,264.63	17,155.73	26,090.62	16,396.42	21,709.16
Average daily	7.77	12.68	8.19	6.65	10.42	15.96	18.30	33.91	88.07	72.05	62.31	69.12	69.73	53.85	62.56	69.46	105.63	66.92	88.25
Total turnover volume (bil. shs)																			
Annual	1,393.78	2,354.69	1,532.37	1,611.93	2,410.38	4,023.55	5,779.81	9,481.27	23,163.37	27,104.29	24,793.87	34,991.18	39,907.28	33,967.55	34,439.74	34,286.67	53,693.91	45,611.90	44,282.87
Average daily	5.64	9.53	6.31	6.53	9.72	16.16	23.40	38.39	94.16	110.63	99.57	140.53	162.22	137.52	141.15	138.81	217.38	186.17	180.01
Total number of trades (deals)																			
Annual	23,063,257	36,871,325	24,123,635	20,536,648	28,803,397	37,243,835	36,956,081	64,077,041	151,585,525	141,394,810	177,641,518	193,940,737	214,853,621	191,608,513	229,470,737	262,437,450	355,749,145	264,849,916	305,081,540
Average daily	93,374	149,277	99,274	83,144	116,143	149,574	149,620	259,421	616,201	577,122	713,420	778,878	873,389	775,743	940,454	1,062,500	1,440,280	1,081,020	1,240,169
Trading by products (HK\$bil)																			
Equities	1,776.78	2,944.41	1,860.43	1,515.26	2,304.81	3,422.93	3,609.92	6,466.94	16,670.57	12,683.92	11,639.95	12,411.31	12,068.96	9,529.07	11,221.86	12,636.75	17,482.24	11,173.11	16,202.48
Equity warrants	10.38	8.05	3.22	1.75	1.16	2.92	2.28	2.71	5.13	1.13	0.52	1.81	0.93	0.08	0.08	3.06	3.98	0.35	0.20
Derivative warrants	119.79	159.36	105.00	112.78	264.01	524.48	856.61	1,790.06	4,693.86	3,433.74	1,654.89	2,692.46	2,629.89	1,646.44	1,783.31	2,044.51	4,504.08	2,727.00	3,007.66
CBBCs	-	-	-	-	-	-	-	11.34	71.38	1,039.56	1,676.06	1,455.40	1,852.14	1,533.15	1,269.23	1,229.96	1,836.85	1,371.57	1,188.17
ELIs	-	-	-	0.33	0.48	0.24	0.00	-	-	-	-	-	-	-	-	-	-	-	-
Debt securities	0.14	0.06	0.04	0.03	0.02	0.04	0.01	0.01	0.01	0.01	0.00	0.00	0.84	2.77	4.46	6.09	9.38	21.28	60.50
Unit trusts and mutual funds	12.45	19.97	20.81	12.91	13.34	23.50	51.61	105.26	224.58	494.45	543.81	649.09	601.32	589.54	985.69	1,235.36	2,254.09	1,103.11	1,249.16
ETFs	12.45	19.97	20.81	12.91	13.34	23.50	20.70	57.82	160.57	441.10	499.69	604.46	545.30	522.08	903.13	1,167.68	2,170.96	1,011.41	1,065.38
L&I Products	-	-	-	-	-	-	-	-	-	-	-	-	-	-	-	-	-	0.51	94.09
REITs	-	-	-	-	-	-	30.91	47.44	51.50	51.49	43.08	43.89	55.52	67.15	82.36	67.42	82.03	91.09	89.41
Others	0.00	0.00	0.00	0.00	0.00	0.00	0.00	0.00	12.52	1.85	1.05	0.74	0.50	0.31	0.20	0.27	1.10	0.11	0.28
Market ratios⁽³⁾																			
Average dividend yield (%)	2.20	1.99	2.09	3.36	2.92	2.83	2.87	2.19	2.20	5.37	2.32	2.30	3.30	2.80	2.98	3.42	3.42	3.21	2.77
Average P/E ratio (times)	26.77	12.95	12.30	14.98	19.08	18.80	15.61	17.39	22.56	7.27	18.19	16.72	9.71	10.52	11.28	10.94	9.99	10.64	16.42
Annual turnover velocity (%)	37.53	60.55	47.14	41.96	41.54	51.12	44.13	48.49	80.54	123.16	65.12	58.89	68.82	43.41	46.67	50.40	70.82	45.12	47.66

Notes:

- (1) Figures includes the number of companies for transfer of listing from GEM.
- (2) Turnover values have been adjusted for late reported and rejected sales.
- (3) Calculations are based on year-end figures of all listed stocks.

Market highlights – Derivatives market highlights

	Year		
	2015	2016	2017
All futures and options products (excluding stock options)			
No. of trading days	247	247	247
Contract volume	97,360,884	114,568,558	109,006,169
Equity index products	96,313,589	113,768,466	107,930,810
Equity products	729,013	225,978	121,532
Bond Futures *	-	-	8,539
Interest rates products	96	52	588
RMB Currency products	262,433	544,891	757,625
Gold Futures #	-	-	166,135
Iron Ore Futures ^	-	-	18,230
London Metal Mini Futures	55,753	29,171	2,710
Average daily	394,174	463,840	441,321
Open interest at the year end	2,439,302	2,968,607	2,851,073
Equity index products	2,395,818	2,915,908	2,815,844
Equity products	20,088	5,365	5,555
Bond Futures *	-	-	0
Interest rates products	0	40	470
RMB Currency products	23,046	47,241	28,331
Gold Futures #	-	-	422
Iron Ore Futures ^	-	-	424
London Metal Mini Futures	350	53	27
* Trading in Bond Futures commenced on 10 Apr 2017 and suspended with effect from 08 Dec 2017			
# Trading in Gold Futures commenced on 10 Jul 2017			
^ Trading in Iron Ore Futures commenced on 13 Nov 2017			
Stock options			
No. of stock options classes at the year end	84	84	86
No. of stock options series at the year end	29,876	31,080	31,186
No. of newly introduced stock options classes	5	0	3
No. of trading days	247	247	247
Contract volume			
Annual total	92,463,479	73,582,114	105,839,179
Average daily	374,346	297,903	428,499
Premium (HK\$mil)			
Annual total	80,303	38,700	62,024
Average daily	325	157	251
Number of trades			
Annual total	3,980,695	2,948,718	3,917,966
Average daily	16,116	11,938	15,862
Open interest at the year end	4,827,678	6,327,503	8,304,697
Contracts exercised	10,993,293	7,465,188	9,615,449
Average premium per contract (HK\$)	868	526	586
Average contract per trade (contracts)	23	25	27
No. of market makers	31	31	28
Put volume/call volume	0.93	0.99	0.80
Average daily contract volume/open interest	7.8%	4.7%	5.2%
All futures and options products			
Contract volume	189,824,363	188,150,672	214,845,348
Open interest at the year end	7,266,980	9,296,110	11,155,770

Market highlights – Clearing and Settlement

	Year		
	2015	2016	2017
CCASS Statistics			
Average Daily Exchange Trades Handled by CCASS			
– Number of trades	1,397,853	1,081,017	1,240,145
– Value of trades (HK\$bil)	102.8	66.9	88.0
– Share quantity Involved (bil. shs)	216.8	186.2	180.0
Average Daily Settlement Instructions (“SIs”) Settled by CCASS			
– Number of SIs	101,029	83,194	92,459
– Value of SIs (HK\$bil)	254.7	181.9	220.5
– Share quantity involved (bil. shs)	55.9	46.8	48.0
Average Daily Investor SIs (“ISIs”) Settled by CCASS			
– Number of ISIs	443	277	337
– Value of ISIs (HK\$mil)	199.8	136.5	271.6
– Share quantity involved (mil. shs)	134.4	87.3	182.3
Average Daily Settlement Efficiency of CNS Stock Positions			
on Due Day (T+2) (%)	99.91	99.91	99.91
Average Daily Settlement Efficiency of CNS Stock Positions			
on the Day following the Due Day (T+3) (%)	99.99	99.99	99.99
Average Daily Buy-ins Executed on T+3			
– Number of brokers involved	5	3	3
– Number of buy-ins	5	3	4
– Value of buy-ins (HK\$mil)	3.7	2.3	2.0
Shares Deposited in the CCASS Depository			
– Number of shares (bil. shs)	5,467.2	5,878.9	6,404.2
– Percentage of total issued shares of the admitted securities	74.50	74.27	75.30
– Value of shares (HK\$bil)	15,071.2	15,381.5	21,768.7
– Percentage of the total market capitalisation of the admitted securities	56.58	56.60	58.70
DCASS Statistics			
Open Interest as at the year end (contracts)			
– Equity Index Futures	573,542	572,757	475,151
– Stock Futures	20,088	5,365	5,555
– 5-Year MOF T-Bond Futures [^]	–	–	–
– Interest Rates Futures	0	40	470
– RMB Currency Futures	23,046	47,241	25,218
– Gold Futures ⁺	–	–	422
– Iron Ore Futures ^{^^}	–	–	424
– London Metal Mini Futures	350	53	27
– Equity Index Options	1,822,276	2,343,151	2,340,693
– Stock Options	4,827,678	6,327,503	8,304,697
– RMB Currency Options [#]	–	–	3,113
Cumulative Stock Options Exercised			
– Share quantity involved (mil. shs)	13,272	7,984	9,184
– Value of shares (HK\$bil)	235	129	205

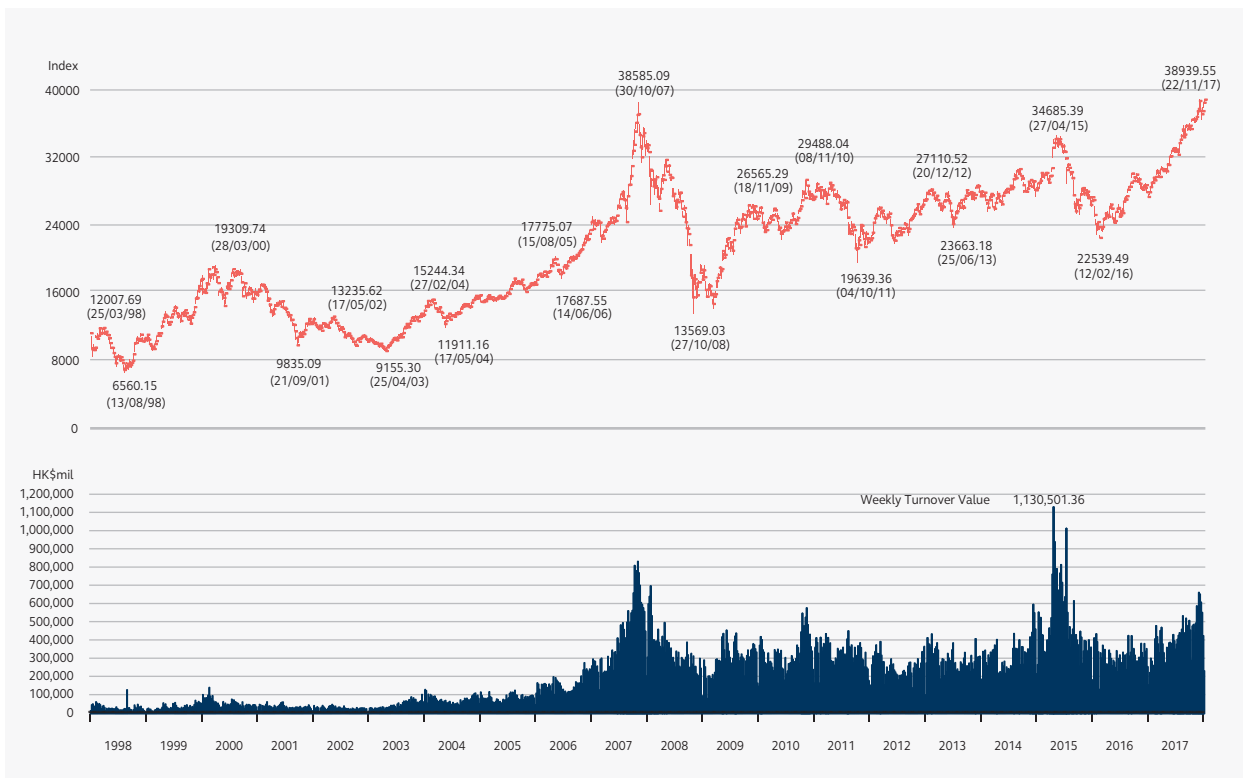
[^] Trading in 5-Year MOF T-Bond Futures commenced on 10 Apr 2017 and suspended with effect from 08 Dec 2017

⁺ Trading in Gold Futures commenced on 10 Jul 2017

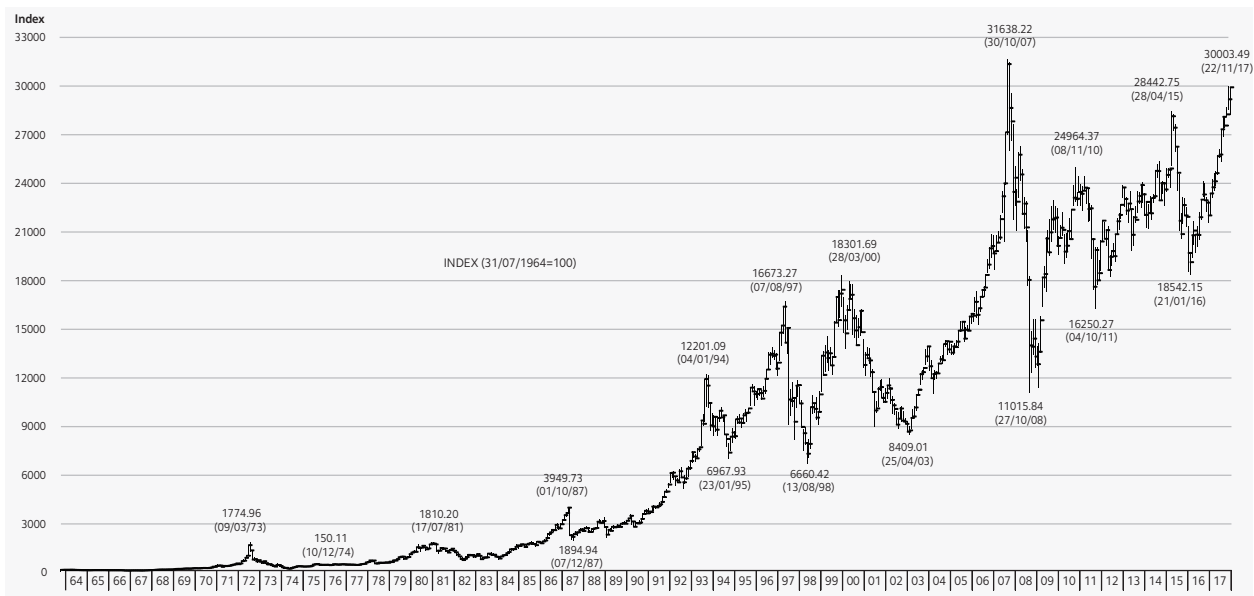
^{^^} Trading in Iron Ore Futures commenced on 13 Nov 2017

[#] Trading in RMB Currency Options commenced on 20 Mar 2017

S&P/HKEX LargeCap Index, weekly movement 1998-2017



Hang Seng Index, monthly movement 1964-2017



S&P/HKEX LargeCap Index, daily closing (2017)

28 February 2003 = 10000

Date	Jan	Feb	Mar	Apr	May	Jun	Jul	Aug	Sep	Oct	Nov	Dec
1	-	29594.74	29962.14	-	-	32934.08	-	35417.02	35807.79	-	36823.78	37538.90
2	-	29405.01	29915.84	-	31345.51	33055.72	-	35426.72	-	-	36728.39	-
3	28078.55	29330.65	29737.91	30602.84	-	-	32994.07	35321.79	-	36196.74	36842.13	-
4	28044.77	-	-	-	31367.18	-	32477.14	35351.58	35535.84	36440.96	-	37617.49
5	28486.27	-	-	30792.08	31151.06	32958.05	32623.05	-	35525.91	-	-	37190.82
6	28540.00	29632.35	29781.40	30634.51	-	33128.21	32534.99	-	35381.75	36519.19	36843.73	36479.24
7	-	29568.22	29898.74	30631.46	-	33074.44	32367.65	35557.35	35210.50	-	37374.69	36680.22
8	-	29689.37	29997.77	-	31268.22	33163.70	-	35808.94	35390.88	-	37226.13	37147.64
9	28625.23	29689.72	29669.97	-	31686.28	33141.93	-	35609.02	-	36346.82	37528.52	-
10	28839.20	29752.95	29747.15	30629.09	31839.18	-	32604.29	35200.99	-	36558.30	37506.18	-
11	29090.99	-	-	30415.77	32043.81	-	33099.38	34422.55	35813.95	36464.59	-	37662.00
12	28934.03	-	-	30734.96	32127.21	32730.14	33343.89	-	35850.27	36528.91	-	37427.09
13	29055.60	29916.29	30041.83	30637.93	-	32918.75	33720.11	-	35764.39	36535.73	37588.97	38004.05
14	-	29931.07	30009.03	-	-	33019.96	33743.81	34933.30	35626.44	-	37507.80	37944.40
15	-	30296.12	29979.56	-	32412.87	32606.13	-	34844.39	35657.51	-	37138.42	37519.16
16	28768.56	30500.42	30607.31	-	32366.64	32711.09	-	35149.60	-	36824.49	37429.07	-
17	28951.35	30446.32	30674.91	-	32289.05	-	33811.86	35107.87	-	36813.11	37780.84	-
18	29272.52	-	-	30214.98	32119.70	-	33874.77	34751.93	36081.20	36847.58	-	37844.13
19	29236.27	-	-	30087.52	32192.03	33120.29	34086.33	-	35969.24	36165.40	-	38151.80
20	29041.80	30588.92	30928.27	30405.29	-	33034.08	34159.66	-	36029.72	36549.71	37932.94	38069.00
21	-	30275.81	31046.22	30394.38	-	32833.82	34144.24	34826.82	36048.80	-	38712.95	38260.30
22	-	30539.36	30685.15	-	32529.59	32813.08	-	35119.50	35803.25	-	38939.55	38517.24
23	29041.22	30399.34	30650.90	-	32545.82	32783.74	-	-	-	36328.23	38504.16	-
24	29077.50	30214.63	30675.21	30535.09	32539.23	-	34335.02	35287.93	-	36165.39	38722.14	-
25	29241.17	-	-	30966.30	32794.63	-	34411.41	35735.82	35413.25	36338.48	-	-
26	29653.15	-	-	31139.98	32819.27	33024.26	34534.36	-	35402.22	36191.75	-	-
27	29637.21	30150.73	30505.02	31329.53	-	32990.47	34817.88	-	35527.25	36568.28	38503.23	38477.13
28	-	29903.28	30703.61	31210.40	-	32777.04	34593.65	35669.93	35236.39	-	38489.24	38797.11
29	-	-	30796.62	-	32841.81	33232.85	-	35517.06	35398.29	-	38369.61	38884.61
30	-	-	30672.56	-	-	32988.66	-	35961.40	-	36452.82	37755.03	-
31	-	-	30437.39	-	32739.28	-	35123.22	35858.87	-	36319.97	-	-
High	29653.15	30588.92	31046.22	31329.53	32841.81	33232.85	35123.22	35961.40	36081.20	36847.58	38939.55	38884.61
Low	28044.77	29330.65	29669.97	30087.52	31151.06	32606.13	32367.65	34422.55	35210.50	36165.39	36728.39	36479.24
Avg	28927.13	29991.27	30309.76	30668.36	32150.92	32956.39	33685.75	35312.74	35641.66	36457.82	37738.52	37800.65

S&P/HKEX LargeCap Index, daily movement (2017)



Hang Seng Index, daily closing (2017)

31 July 1964 = 100

Date	Jan	Feb	Mar	Apr	May	Jun	Jul	Aug	Sep	Oct	Nov	Dec
1	-	23318.39	23776.49	-	-	25809.22	-	27540.23	27953.16	-	28594.06	29074.24
2	-	23184.52	23728.07	-	24696.13	25924.05	-	27607.38	-	-	28518.64	-
3	22150.40	23129.21	23552.72	24261.48	-	-	25784.17	27531.01	-	28173.21	28603.61	-
4	22134.47	-	-	-	24683.88	-	25389.01	27562.68	27740.26	28379.18	-	29138.28
5	22456.69	-	-	24400.80	24476.35	25862.99	25521.97	-	27741.35	-	-	28842.80
6	22503.01	23348.24	23596.28	24273.72	-	25997.14	25465.22	-	27613.76	28458.04	28596.80	28224.80
7	-	23331.57	23681.07	24267.30	-	25974.16	25340.85	27690.36	27522.92	-	28994.34	28303.19
8	-	23485.13	23782.27	-	24577.91	26063.06	-	27854.91	27668.47	-	28907.60	28639.85
9	22558.69	23525.14	23501.56	-	24889.03	26030.29	-	27757.09	-	28326.59	29136.57	-
10	22744.85	23574.98	23568.67	24262.18	25015.42	-	25500.06	27444.00	-	28490.83	29120.92	-
11	22935.35	-	-	24088.46	25125.55	-	25877.64	26883.51	27955.13	28389.57	-	28965.29
12	22829.02	-	-	24313.50	25156.34	25708.04	26043.64	-	27972.24	28459.03	-	28793.88
13	22937.38	23710.98	23829.67	24261.66	-	25852.10	26346.17	-	27894.08	28476.43	29182.18	29222.10
14	-	23703.01	23827.95	-	-	25875.90	26389.23	27250.23	27777.20	-	29152.12	29166.38
15	-	23994.87	23792.85	-	25371.59	25565.34	-	27174.96	27807.59	-	28851.69	28848.11
16	22718.15	24107.70	24288.28	-	25335.94	25626.49	-	27409.07	-	28692.80	29018.76	-
17	22840.97	24033.74	24309.93	-	25293.63	-	26470.58	27344.22	-	28697.49	29199.04	-
18	23098.26	-	-	23924.54	25136.52	-	26524.94	27047.57	28159.77	28711.76	-	29050.41
19	23049.96	-	-	23825.88	25174.87	25924.55	26672.16	-	28051.41	28159.09	-	29253.66
20	22885.91	24146.08	24501.99	24056.98	-	25843.04	26740.21	-	28127.80	28487.24	29260.31	29234.09
21	-	23963.63	24593.12	24042.02	-	25694.58	26706.09	27154.68	28110.33	-	29818.07	29367.06
22	-	24201.96	24320.41	-	25391.34	25674.53	-	27401.67	27880.53	-	30003.49	29578.01
23	22898.52	24114.86	24327.70	-	25403.15	25670.05	-	-	-	28305.88	29707.94	-
24	22949.86	23965.70	24358.27	24139.48	25428.50	-	26846.83	27518.60	-	28154.97	29866.32	-
25	23049.12	-	-	24455.94	25630.78	-	26852.05	27848.16	27500.34	28302.89	-	-
26	23374.17	-	-	24578.43	25639.27	25871.89	26941.02	-	27513.01	28202.38	-	-
27	23360.78	23925.05	24193.70	24698.48	-	25839.99	27131.17	-	27642.43	28438.85	29686.19	29597.66
28	-	23740.73	24345.87	24615.13	-	25683.50	26979.39	27863.29	27421.60	-	29680.85	29863.71
29	-	-	24392.05	-	25701.63	25965.42	-	27765.01	27554.30	-	29623.83	29919.15
30	-	-	24301.09	-	-	25764.58	-	28094.61	-	28336.19	29177.35	-
31	-	-	24111.59	-	25660.65	-	27323.99	27970.30	-	28245.54	-	-
High	23374.17	24201.96	24593.12	24698.48	25701.63	26063.06	27323.99	28094.61	28159.77	28711.76	30003.49	29919.15
Low	22134.47	23129.21	23501.56	23825.88	24476.35	25565.34	25340.85	26883.51	27421.60	28154.97	28518.64	28224.80
Avg	22814.50	23725.27	24029.63	24262.70	25189.42	25828.22	26326.02	27532.43	27790.84	28394.40	29213.67	29109.61

Note: HSI is compiled by Hang Seng Indexes Company Limited

Hang Seng Index, daily movement (2017)



HSI Volatility Index, daily closing (2017)

Date	Jan	Feb	Mar	Apr	May	Jun	Jul	Aug	Sep	Oct	Nov	Dec
1	-	13.60	13.21	-	-	11.62	-	13.50	16.75	-	14.39	16.71
2	-	13.61	13.30	-	12.52	11.92	-	13.72	-	-	14.18	-
3	16.49	13.72	13.41	12.54	-	-	13.60	13.97	-	14.34	13.78	-
4	15.72	-	-	-	13.06	-	14.00	14.02	18.00	13.71	-	16.45
5	15.22	-	-	12.23	13.87	11.90	13.58	-	17.64	-	-	16.58
6	14.63	14.35	13.14	12.74	-	11.98	13.66	-	17.63	13.93	14.49	18.30
7	-	14.06	12.46	13.41	-	12.12	14.34	14.02	16.80	-	13.96	17.79
8	-	14.46	12.36	-	13.39	11.95	-	13.78	16.61	-	13.92	16.23
9	14.82	14.17	12.97	-	12.90	11.36	-	14.76	-	14.39	14.31	-
10	14.24	13.81	13.07	13.96	12.78	-	14.05	16.91	-	14.28	14.32	-
11	14.25	-	-	14.87	12.77	-	13.61	19.59	15.35	14.22	-	15.86
12	14.21	-	-	14.47	12.37	12.45	13.97	-	14.96	14.06	-	15.46
13	13.80	14.37	13.63	14.70	-	12.16	13.50	-	14.88	13.70	14.67	15.03
14	-	13.90	13.58	-	-	12.20	12.98	17.82	14.69	-	14.63	14.46
15	-	13.76	13.92	-	12.57	12.79	-	17.53	15.09	-	15.22	14.93
16	14.67	13.58	13.24	-	12.82	12.23	-	16.57	-	13.92	14.64	-
17	14.18	13.20	12.68	-	12.84	-	13.30	16.19	-	13.50	14.29	-
18	13.79	-	-	16.10	13.69	-	12.88	17.19	15.08	13.24	-	15.03
19	13.93	-	-	15.56	13.25	12.88	12.64	-	14.83	15.06	-	14.63
20	13.98	13.59	12.94	14.90	-	12.67	12.36	-	14.67	13.83	14.24	14.59
21	-	13.70	13.19	15.27	-	12.63	12.20	17.12	14.00	-	14.01	14.18
22	-	13.20	13.81	-	12.93	12.57	-	16.14	14.41	-	15.08	13.74
23	12.84	13.19	13.47	-	12.62	12.52	-	-	-	14.38	15.19	-
24	12.72	13.34	13.29	13.46	12.00	-	12.12	15.71	-	15.02	14.89	-
25	12.50	-	-	12.24	11.93	-	11.51	15.90	14.99	14.60	-	-
26	12.98	-	-	12.08	11.81	12.55	11.67	-	15.14	14.83	-	-
27	12.76	13.67	13.89	12.05	-	12.29	11.87	-	14.54	15.07	15.65	14.73
28	-	14.01	13.51	11.68	-	12.91	13.63	16.28	15.05	-	16.78	14.92
29	-	-	12.95	-	11.60	12.87	-	17.17	14.01	-	17.27	14.60
30	-	-	12.66	-	-	14.01	-	17.18	-	16.50	17.69	-
31	-	-	12.56	-	11.92	-	13.43	17.33	-	15.04	-	-
High	16.49	14.46	13.92	16.10	13.87	14.01	14.34	19.59	18.00	16.50	17.69	18.30
Low	12.50	13.19	12.36	11.68	11.60	11.36	11.51	13.50	14.00	13.24	13.78	13.74
Avg	14.09	13.76	13.18	13.66	12.68	12.39	13.09	16.02	15.48	14.38	14.89	15.49

Note: VHSI is compiled by Hang Seng Indexes Company Limited

HSI Volatility Index, daily movement (2017)



Hang Seng China Enterprises Index, daily closing (2017)

3 January 2000 = 2000

Date	Jan	Feb	Mar	Apr	May	Jun	Jul	Aug	Sep	Oct	Nov	Dec
1	-	9756.61	10287.98	-	-	10619.88	-	11024.13	11285.55	-	11636.49	11449.43
2	-	9696.32	10246.89	-	10173.62	10666.43	-	11055.42	-	-	11598.36	-
3	9459.55	9683.23	10144.47	10314.52	-	-	10412.48	11002.20	-	11305.38	11602.40	-
4	9440.99	-	-	-	10088.02	-	-	11003.08	11182.67	11397.17	-	11518.07
5	9598.68	-	-	10365.32	9926.26	10597.05	10380.73	-	11191.59	-	-	11484.69
6	9611.05	9840.26	10171.10	10276.41	-	10606.26	10346.32	-	11128.77	11459.09	11524.64	11162.58
7	-	9846.06	10229.68	10273.80	-	10611.46	10251.83	11054.41	11098.72	-	11645.53	11150.73
8	-	9955.34	10280.31	-	9982.42	10649.90	-	11079.79	11149.64	-	11576.13	11289.57
9	9602.32	10075.17	10095.79	-	10128.99	10592.17	-	10962.60	-	11385.38	11744.54	-
10	9664.19	10125.21	10069.10	10253.79	10227.42	-	10214.58	10782.20	-	11418.76	11745.81	-
11	9733.90	-	-	10165.98	10257.63	-	10416.20	10572.97	11221.13	11411.41	-	11431.62
12	9723.05	-	-	10208.31	10282.65	10485.85	10517.37	-	11242.06	11500.34	-	11312.57
13	9787.34	10257.84	10258.71	10204.34	-	10525.74	10677.44	-	11187.07	11519.81	11684.51	11519.79
14	-	10254.44	10315.23	-	-	10514.91	10728.07	10707.24	11101.14	-	11601.69	11531.73
15	-	10436.04	10272.83	-	10450.35	10346.15	-	10738.00	11067.55	-	11412.75	11365.92
16	9666.09	10455.02	10526.46	-	10433.69	10384.89	-	10817.88	-	11602.92	11533.96	-
17	9702.19	10360.13	10513.52	-	10383.14	-	10783.19	10801.42	-	11568.31	11608.73	-
18	9802.86	-	-	10043.52	10271.35	-	10755.28	10693.65	11195.98	11621.95	-	11415.13
19	9792.37	-	-	9983.73	10267.39	10520.80	10860.52	-	11125.71	11357.45	-	11541.88
20	9715.72	10445.48	10583.98	10056.17	-	10468.48	10846.83	-	11173.51	11558.35	11538.28	11505.88
21	-	10408.56	10644.15	10050.02	-	10393.59	10787.13	10751.54	11198.32	-	11874.37	11596.94
22	-	10537.58	10456.96	-	10374.32	10402.76	-	10954.92	11109.00	-	11958.63	11653.08
23	9726.82	10521.53	10487.45	-	10395.28	10430.04	-	-	-	11491.07	11737.06	-
24	9759.26	10418.66	10477.81	10107.63	10390.87	-	10820.95	11051.00	-	11405.55	11908.19	-
25	9742.32	-	-	10272.07	10571.60	-	10782.74	11288.36	10912.46	11493.30	-	-
26	9854.36	-	-	10317.63	10579.67	10530.66	10831.50	-	10968.39	11446.21	-	-
27	9804.05	10330.85	10362.02	10261.25	-	10498.07	10858.19	-	11035.78	11643.57	11772.27	11617.75
28	-	10297.96	10425.89	10219.89	-	10408.19	10756.08	11342.07	10874.52	-	11705.58	11683.99
29	-	-	10437.51	-	10619.34	10432.02	-	11296.08	10910.04	-	11647.98	11709.30
30	-	-	10355.71	-	-	10365.22	-	11374.46	-	11563.38	11475.72	-
31	-	-	10273.67	-	10602.97	-	10827.84	11295.44	-	11507.72	-	-
High	9854.36	10537.58	10644.15	10365.32	10619.34	10666.43	10860.52	11374.46	11285.55	11643.57	11958.63	11709.30
Low	9440.99	9683.23	10069.10	9983.73	9926.26	10346.15	10214.58	10572.97	10874.52	11305.38	11412.75	11150.73
Avg	9694.06	10185.11	10344.23	10198.49	10320.35	10502.30	10626.73	10984.04	11112.36	11482.86	11660.62	11470.56

Note: HSCEI is compiled by Hang Seng Indexes Company Limited

Hang Seng China Enterprises Index, daily movement (2017)



Hang Seng China-Affiliated Corporations Index, daily closing (2017)

3 January 2000 = 2000

Date	Jan	Feb	Mar	Apr	May	Jun	Jul	Aug	Sep	Oct	Nov	Dec
1	-	3760.60	3859.00	-	-	4084.33	-	4249.07	4343.49	-	4415.50	4302.80
2	-	3747.97	3871.88	-	3915.25	4083.54	-	4267.81	-	-	4423.06	-
3	3601.35	3759.17	3851.82	4005.78	-	-	4016.75	4264.26	-	4362.22	4417.33	-
4	3611.08	-	-	-	3902.81	-	3964.21	4294.51	4301.82	4367.66	-	4321.56
5	3653.38	-	-	4021.84	3840.88	4094.06	3971.44	-	4305.77	-	-	4304.86
6	3652.13	3795.57	3862.02	4002.21	-	4107.85	3975.65	-	4281.95	4410.35	4404.28	4210.95
7	-	3809.91	3880.62	4036.14	-	4108.07	3954.17	4313.81	4312.08	-	4441.42	4181.19
8	-	3880.48	3911.60	-	3838.84	4114.01	-	4318.65	4320.49	-	4442.74	4220.28
9	3677.79	3910.37	3860.62	-	3883.56	4065.82	-	4302.29	-	4374.10	4462.06	-
10	3690.93	3920.18	3856.11	4016.58	3908.05	-	3955.55	4271.06	-	4376.25	4437.03	-
11	3721.62	-	-	3979.86	3920.29	-	4007.14	4199.44	4329.46	4363.23	-	4253.81
12	3721.27	-	-	4014.17	3918.91	4019.63	4007.82	-	4349.61	4374.05	-	4251.25
13	3743.98	3943.73	3908.87	4012.12	-	4023.73	4074.15	-	4345.63	4379.00	4417.27	4278.14
14	-	3927.24	3924.17	-	-	4022.43	4132.99	4240.04	4336.69	-	4409.44	4300.49
15	-	3929.54	3919.00	-	3944.83	3974.20	-	4222.91	4361.81	-	4360.25	4238.98
16	3698.48	3915.64	4006.64	-	3979.38	3986.87	-	4265.25	-	4390.51	4350.19	-
17	3722.11	3863.10	4027.45	-	3977.47	-	4172.46	4255.40	-	4396.24	4324.05	-
18	3773.78	-	-	3930.40	3949.72	-	4166.61	4210.56	4446.55	4402.37	-	4239.23
19	3754.83	-	-	3910.91	3967.82	4015.98	4206.75	-	4428.13	4334.35	-	4276.37
20	3711.83	3896.80	4024.00	3933.28	-	4002.80	4223.99	-	4450.40	4395.40	4297.56	4284.25
21	-	3873.14	4046.99	3925.97	-	3989.08	4231.29	4250.31	4437.01	-	4356.25	4302.88
22	-	3930.93	4003.56	-	4011.06	4008.45	-	4297.43	4362.89	-	4395.51	4371.46
23	3719.64	3906.88	3975.85	-	4011.02	4023.24	-	-	-	4394.17	4367.67	-
24	3722.76	3888.45	3985.61	3924.23	4028.12	-	4247.97	4307.64	-	4377.63	4381.67	-
25	3728.75	-	-	3964.61	4071.40	-	4210.00	4313.35	4236.02	4423.64	-	-
26	3779.29	-	-	3968.27	4056.22	4038.95	4232.59	-	4258.52	4411.13	-	-
27	3768.56	3871.46	3947.43	3953.09	-	4016.98	4261.03	-	4298.84	4395.65	4340.32	4386.41
28	-	3853.31	3967.78	3941.47	-	3998.10	4232.43	4298.91	4258.07	-	4342.49	4409.53
29	-	-	3952.13	-	4078.50	4023.54	-	4288.49	4298.97	-	4357.77	4426.25
30	-	-	3949.87	-	-	4005.23	-	4328.17	-	4377.07	4293.74	-
31	-	-	3938.32	-	4084.68	-	4267.33	4338.70	-	4382.78	-	-
High	3779.29	3943.73	4046.99	4036.14	4084.68	4114.01	4267.33	4338.70	4450.40	4423.64	4462.06	4426.25
Low	3601.35	3747.97	3851.82	3910.91	3838.84	3974.20	3954.17	4199.44	4236.02	4334.35	4293.74	4181.19
Avg	3708.08	3869.22	3936.15	3973.00	3964.44	4036.68	4119.63	4277.18	4336.39	4384.39	4383.53	4292.67

Note: HSCCI is compiled by Hang Seng Indexes Company Limited

Hang Seng China-Affiliated Corporations Index, daily movement (2017)



Number of securities by type, 2013-2017

Type	Year				
	2013	2014	2015	2016	2017
Ordinary shares	1,452	1,549	1,645	1,714	1,795
Preference shares	3	6	8	10	16
Equity warrants	8	10	12	8	7
Derivative warrants	4,715	4,938	4,590	3,705	6,094
Equity linked instruments	0	0	0	0	0
Callable bull/bear contracts	1,620	1,579	1,630	1,844	3,374
Unit trusts/Mutual funds	129	134	145	157	145
– Exchange Traded Funds (ETFs)	116	122	133	133	106
– Leveraged and Inverse Products (L&I products)	–	–	–	12	27
– Real Estate Investment Trusts (REITs)	11	11	11	11	11
– Others	2	1	1	1	1
Debt securities	403	640	762	892	1,047
Total	8,330	8,856	8,792	8,330	12,478

Number of newly listed securities, 2013-2017

Type	Year				
	2013	2014	2015	2016	2017
Ordinary shares *	87	103	104	81	94
– Newly listed companies	79	96	90	75	81
– Transfer of listing from GEM	8	7	14	6	13
Preference shares	0	4	2	3	7
Equity warrants	3	7	7	5	4
Derivative warrants	7,264	7,560	6,336	4,875	7,989
Equity link instruments	0	0	0	0	0
Callable bull/bear contracts	8,948	9,983	11,213	8,896	13,235
Unit trusts/Mutual funds	18	12	14	34	22
– Exchange Traded Funds (ETFs)	16	12	14	22	3
– Leveraged and Inverse Products (L&I products)	–	–	–	12	19
– Real Estate Investment Trusts (REITs)	2	0	0	0	0
– Others	0	0	0	0	0
Debt securities	170	281	177	211	316
Total	16,490	17,950	17,853	14,105	21,667

* Includes the number of companies for transfer of listing from GEM

Number of delisted securities, 2013-2017

Type	Year				
	2013	2014	2015	2016	2017
Ordinary shares	4	6	8	12	13
Preference shares	0	0	0	1	1
Equity warrants	5	5	5	9	5
Derivative warrants	6,296	7,337	6,684	5,760	5,600
Equity linked instruments	0	0	0	0	0
Callable bull/bear contracts	8,542	10,024	11,162	8,682	11,705
Unit trusts/mutual funds	0	7	3	22	34
– Exchange Traded Funds (ETFs)	0	6	3	22	30
– Leveraged and Inverse Products (L&I products)	–	–	–	0	4
– Real Estate Investment Trusts (REITs)	0	0	0	0	0
– Others	0	1	0	0	0
Debt securities	36	44	55	81	161
Total	14,883	17,423	17,917	14,567	17,519

Total market capitalisation by Hang Seng Industry Classification System

HK\$mil

Industry Classification *	2017											
	Jan	Feb	Mar	Apr	May	Jun	Jul	Aug	Sep	Oct	Nov	Dec
Energy	1,049,998.73	1,020,109.81	1,023,152.90	1,006,345.98	991,794.95	952,369.06	986,656.88	1,010,391.26	1,036,865.08	1,063,854.98	1,059,619.88	1,126,395.36
Materials	582,346.07	587,027.58	551,033.24	533,359.71	533,571.19	550,838.29	602,374.54	642,700.02	665,068.20	667,385.77	638,303.53	670,690.26
Industrials	940,181.06	981,259.37	992,988.04	990,041.19	985,456.19	1,033,183.90	1,107,404.95	1,163,963.07	1,232,462.37	1,251,449.47	1,228,730.38	1,252,367.74
Consumer Goods	2,852,566.21	2,942,652.92	2,986,161.08	3,018,164.66	3,090,338.98	3,170,886.11	3,196,009.47	3,325,874.56	3,509,045.27	3,655,442.50	3,689,197.77	3,924,645.30
Consumer Services	1,813,147.54	1,826,692.61	1,923,201.25	1,966,048.55	1,962,206.47	1,974,266.15	1,966,662.32	1,974,933.03	2,100,102.92	2,097,977.72	2,138,751.63	2,255,873.90
Telecommunications	2,262,880.74	2,218,510.32	2,227,492.77	2,173,075.10	2,275,925.91	2,209,384.82	2,222,345.13	2,208,419.08	2,113,784.61	2,100,831.16	2,201,386.17	2,178,878.31
Utilities	1,425,400.62	1,453,300.03	1,486,025.64	1,515,828.97	1,549,210.59	1,542,136.57	1,627,048.83	1,603,821.97	1,622,489.40	1,665,050.16	1,653,374.37	1,647,343.55
Financials	7,556,969.79	7,771,781.05	7,747,246.57	7,857,713.15	8,160,538.91	8,208,701.56	8,739,115.25	8,919,496.14	8,728,955.53	9,100,041.18	9,317,780.65	9,549,225.13
Properties & Construction	3,629,864.12	3,825,841.92	4,038,817.72	4,099,504.65	4,277,457.81	4,288,107.22	4,665,075.49	4,785,391.78	4,941,470.81	4,976,633.06	4,875,611.01	5,099,505.48
Information Technology	2,648,146.94	2,687,958.82	2,898,100.81	3,122,518.65	3,285,106.23	3,404,210.79	3,787,111.44	3,998,699.84	4,074,084.88	4,254,171.51	4,839,591.33	4,912,952.91
Conglomerates	1,034,857.58	1,039,792.62	1,037,352.81	1,053,252.06	1,108,466.13	1,078,758.70	1,097,992.65	1,118,986.15	1,116,470.83	1,138,097.94	1,082,433.68	1,100,117.23
Total	25,796,359.40	26,354,927.06	26,911,572.81	27,335,852.68	28,220,073.34	28,412,843.17	29,997,796.95	30,752,676.90	31,140,799.89	31,970,935.45	32,724,780.40	33,717,995.17

Note: Month-end figures.

* Hang Seng Industry Classification System (HSICS) is provided by Hang Seng Indexes Company Limited

Market capitalisation trends by Hang Seng Industry Classification System, 2013-2017

HK\$mil

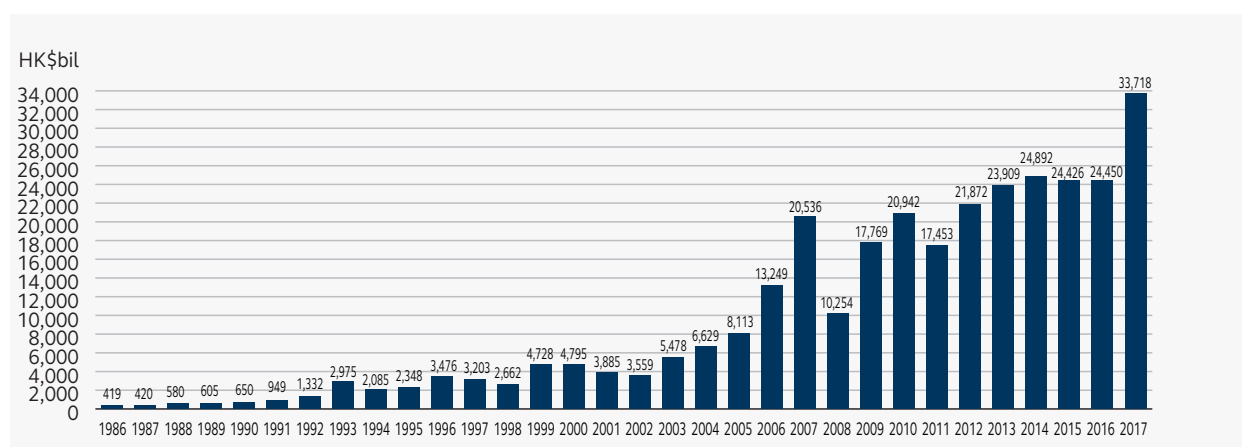
Industry Classification *	2013	2014	2015	2016	2017
Energy	1,482,756.24 (6.20%)	1,170,235.26 (4.70%)	863,905.93 (3.54%)	991,645.57 (4.06%)	1,126,395.36 (3.34%)
Materials	469,275.05 (1.96%)	528,765.91 (2.12%)	430,567.63 (1.76%)	504,699.55 (2.06%)	670,690.26 (1.99%)
Industrials	855,994.96 (3.58%)	1,053,163.18 (4.23%)	1,140,245.89 (4.67%)	879,441.65 (3.60%)	1,252,367.74 (3.71%)
Consumer Goods	2,808,608.74 (11.75%)	2,753,058.96 (11.06%)	2,793,120.90 (11.44%)	2,744,318.81 (11.22%)	3,924,645.30 (11.64%)
Consumer Services	2,535,067.31 (10.60%)	1,961,301.81 (7.88%)	1,527,830.15 (6.26%)	1,729,378.86 (7.07%)	2,255,873.90 (6.69%)
Telecommunications	2,070,962.55 (8.66%)	2,331,548.30 (9.37%)	2,257,393.20 (9.24%)	2,124,893.20 (8.69%)	2,178,878.31 (6.46%)
Utilities	1,291,040.67 (5.40%)	1,500,944.84 (6.03%)	1,459,610.16 (5.98%)	1,356,818.08 (5.55%)	1,647,343.55 (4.89%)
Financials	6,945,428.14 (29.05%)	7,457,460.92 (29.96%)	7,180,570.15 (29.40%)	7,229,788.27 (29.57%)	9,549,225.13 (28.32%)
Properties & Construction	3,221,695.40 (13.47%)	3,454,253.90 (13.88%)	3,519,996.21 (14.41%)	3,420,399.56 (13.99%)	5,099,505.48 (15.12%)
Information Technology	1,428,651.93 (5.98%)	1,629,885.93 (6.55%)	2,101,788.22 (8.60%)	2,488,198.39 (10.18%)	4,912,952.91 (14.57%)
Conglomerates	799,322.80 (3.34%)	1,051,800.01 (4.23%)	1,150,526.51 (4.71%)	980,852.56 (4.01%)	1,100,117.23 (3.26%)
Equity total	23,908,803.80 (100.00%)	24,892,419.04 (100.00%)	24,425,554.96 (100.00%)	24,450,434.51 (100.00%)	33,717,995.17 (100.00%)

() % of equity market total

Note: Year-end figures

* Hang Seng Industry Classification System (HSICS) is provided by Hang Seng Indexes Company Limited

Market capitalisation, 1986-2017



50 leading companies in market capitalisation

End of 2017

Rank	Code	Company	Issued capital (shares)	Closing price (HK\$)	Market capitalisation (HK\$mil)	% of equity total
1	00700	Tencent Holdings Ltd.	9,498,989,956	406.000	3,856,589.92	11.44
2	00939	China Construction Bank Corporation – H Shares	240,417,319,880	7.200	1,731,004.70	5.13
3	00005	HSBC Holdings plc	20,320,207,716	79.950	1,624,600.61	4.82
4	00941	China Mobile Ltd.	20,475,482,897	79.250	1,622,682.02	4.81
5	01299	AIA Group Ltd.	12,074,541,456	66.650	804,768.19	2.39
6	02318	Ping An Insurance (Group) Co. of China, Ltd. – H Shares	7,447,576,912	81.350	605,860.38	1.80
7	01398	Industrial and Commercial Bank of China Ltd. – H Shares	86,794,044,550	6.290	545,934.54	1.62
8	00805	Glencore plc *	13,263,405,466	40.300	-	534,515.24 N.A.
9	02378	Prudential plc *	2,587,175,445	196.000	-	507,086.39 N.A.
10	00883	CNOOC Ltd.	44,647,455,984	11.220	500,944.46	1.49
11	02388	BOC Hong Kong (Holdings) Ltd.	10,572,780,266	39.600	418,682.10	1.24
12	00001	CK Hutchison Holdings Ltd.	3,857,678,500	98.100	378,438.26	1.12
13	00016	Sun Hung Kai Properties Ltd.	2,896,749,274	130.400	377,736.11	1.12
14	00011	Hang Seng Bank Ltd.	1,911,842,736	194.000	370,897.49	1.10
15	03333	China Evergrande Group	13,162,878,900	26.950	354,739.59	1.05
16	00267	CITIC Ltd.	29,090,262,630	11.280	328,138.16	0.97
17	01928	Sands China Ltd.	8,073,548,115	40.350	325,767.67	0.97
18	00945	Manulife Financial Corporation *	1,981,665,774	163.700	-	324,398.69 N.A.
19	00762	China Unicom (Hong Kong) Ltd.	30,598,124,345	10.560	323,116.19	0.96
20	03988	Bank of China Ltd. – H Shares	83,622,276,395	3.840	321,109.54	0.95
21	02007	Country Garden Holdings Co. Ltd.	21,279,888,782	14.900	317,070.34	0.94
22	00388	Hong Kong Exchanges and Clearing Ltd.	1,239,809,477	239.800	297,306.31	0.88
23	00688	China Overseas Land & Investment Ltd.	10,956,201,535	25.150	275,548.47	0.82
24	00066	MTR Corporation Ltd.	6,006,954,802	45.800	275,118.53	0.82
25	00027	Galaxy Entertainment Group Ltd.	4,307,169,268	62.700	270,059.51	0.80
26	02888	Standard Chartered PLC	3,296,322,648	81.200	267,661.40	0.79
27	01113	CK Asset Holdings Ltd.	3,697,498,500	68.300	252,539.15	0.75
28	00175	Geely Automobile Holdings Ltd.	8,970,514,540	27.100	243,100.94	0.72
29	00003	Hong Kong and China Gas Co. Ltd., The	13,987,646,483	15.320	214,290.74	0.64
30	00012	Henderson Land Development Co. Ltd.	4,001,146,284	51.500	206,059.03	0.61
31	03328	Bank of Communications Co., Ltd. – H Shares	35,011,862,630	5.800	203,068.80	0.60
32	00002	CLP Holdings Ltd.	2,526,450,570	79.950	201,989.72	0.60
33	02628	China Life Insurance Co. Ltd. – H Shares	7,441,175,000	24.550	182,680.85	0.54
34	01038	CK Infrastructure Holdings Ltd.	2,650,676,042	67.150	177,992.90	0.53
35	02018	AAC Technologies Holdings Inc.	1,222,000,000	139.400	170,346.80	0.51
36	01109	China Resources Land Ltd.	6,930,939,579	23.000	159,411.61	0.47
37	01997	Wharf Real Estate Investment Co. Ltd.	3,036,227,327	52.000	157,883.82	0.47
38	00656	Fosun International Ltd.	8,588,822,344	17.320	148,758.40	0.44
39	01972	Swire Properties Ltd.	5,850,000,000	25.200	147,420.00	0.44
40	00386	China Petroleum & Chemical Corporation – H Shares	25,513,438,600	5.730	146,192.00	0.43
41	03968	China Merchants Bank Co., Ltd. – H Shares	4,590,901,172	31.100	142,777.03	0.42
42	01918	Sunac China Holdings Ltd.	4,396,454,009	32.350	142,225.29	0.42
43	00006	Power Assets Holdings Ltd.	2,134,261,654	65.950	140,754.56	0.42
44	00288	WH Group Ltd.	14,659,644,111	8.820	129,298.06	0.38
45	01128	Wynn Macau, Ltd.	5,196,017,000	24.750	128,601.42	0.38
46	00960	Longfor Properties Co. Ltd.	5,906,886,105	19.580	115,656.83	0.34
47	00017	New World Development Co. Ltd.	9,838,057,954	11.740	115,498.80	0.34
48	00857	PetroChina Co. Ltd. – H Shares	21,098,900,000	5.450	114,989.01	0.34
49	00020	Wheelock and Co. Ltd.	2,041,749,287	55.800	113,929.61	0.34
50	01288	Agricultural Bank of China Ltd. – H Shares	30,738,823,096	3.640	111,889.32	0.33
Total					20,061,129.18	59.50
Equity total					33,717,995.17	100.00

* Figures is not included in Total

20 Stocks with largest price changes (increase)

Rank	Stock Code	Stock Name	Closing price (HK\$)		% up
			2016	2017	
1	00612	CHINA INV FUND	0.611 A	8.570	1,302.62
2	03333	EVERGRANDE	4.830	26.950	457.97
3	01548	GENSCRIPT BIO	3.700	19.980	440.00
4	00581	CHINA ORIENTAL	1.110 A	5.830	425.23
5	01918	SUNAC	6.450	32.350	401.55
6	03326	PERFECT GROUP	0.683 A	3.360	391.95
7	00059	SKYFAME REALTY	0.880	4.090	364.77
8	00189	DONGYUE GROUP	1.370	5.460	298.54
9	01609	CHONG KIN GP	0.480	1.910	297.92
10	02303	HENGXING GOLD	2.250	8.330	270.22
11	01617	NANFANG COMM	1.500	5.530	268.67
12	00175	GEELY AUTO	7.410	27.100	265.72
13	01728	ZHENGTONGAUTO	2.260	7.910	250.00
14	00120	COSMOPOL INT'L	0.285	0.980	243.86
15	02007	COUNTRY GARDEN	4.340	14.900	243.32
16	06128	EARTHASIA	1.040	3.520	238.46
17	02183	SANSHENG HLDG	3.000	10.000	233.33
18	02662	CAMSING INTL	1.980	6.580	232.32
19	00582	LANDING INTL	0.094 A	0.310	229.79
20	01079	PINE TECH	0.380	1.250	228.95

Note: (A) Adjusted

20 Stocks with largest price changes (decrease)

Rank	Stock Code	Stock Name	Closing Prices (HK\$)		% down
			2016	2017	
1	01027	CHINA JICHENG	3.780 A	0.112	97.04
2	00149	CH AGRI-PROD EX	0.905 A	0.087	90.39
3	01389	MAJOR HLDGS	1.200	0.145	87.92
4	01315	VISION FAME	2.440	0.305	87.50
5	01633	SHEUNG YUE GP	3.860	0.485	87.44
6	00577	THE 13 HOLDINGS	2.270	0.315	86.12
7	06863	HUIZHAN DAIRY	3.010	0.420	86.05
8	00904	CHINA GREEN	0.184	0.030	83.70
9	01192	TITAN PETROCHEM	0.616 A	0.103	83.28
10	00875	CHINA FIN INV	0.201	0.035	82.59
11	00364	BLOCKCHAIN GP	0.062	0.011	82.26
12	00630	AMCO UNITED	0.590	0.108	81.69
13	00091	INT'L STD RES	0.200 A	0.037	81.50
14	02324	CAPITAL VC	0.228 A	0.047	79.39
15	00559	DETAI NEWENERGY	0.360	0.075	79.17
16	01087	INVESTECH HLDGS	1.680	0.360	78.57
17	00243	QPL INT'L	0.465	0.104	77.63
18	01094	C P PROCUREMENT	0.700 A	0.173	75.29
19	00401	WANJIA GROUP	0.800	0.200	75.00
20	00205	SEEC MEDIA	0.127	0.032	74.80

Note: (A) Adjusted

Trading value and volume, 2013-2017

Year/Month	No. of trading days	Value (HK\$mil)		Volume (mil of shares)		Deals		
		Total	Average daily	Total	Average daily	Total	Average daily	
2013	244	15,185,792.16	62,236.85	34,210,452.09	140,206.77	227,229,216	931,267	
2014	247	16,990,272.09	68,786.53	33,929,018.76	137,364.45	258,091,086	1,044,903	
2015	247	25,835,958.29	104,599.02	53,091,013.41	214,943.37	349,425,144	1,414,677	
2016	245	16,279,975.49	66,448.88	45,177,508.51	184,397.99	261,400,789	1,066,942	
2017	246	21,560,099.47	87,642.68	43,805,184.04	178,069.85	300,296,509	1,220,718	
2017	Jan	19	1,080,328.73	56,859.41	3,283,637.88	172,823.05	17,274,679	909,194
	Feb	20	1,623,619.22	81,180.96	4,609,988.96	230,499.45	24,020,024	1,201,001
	Mar	23	1,876,776.40	81,598.97	4,572,920.55	198,822.63	27,723,303	1,205,361
	Apr	17	1,250,088.61	73,534.62	2,748,136.80	161,655.11	19,256,653	1,132,744
	May	20	1,565,219.28	78,260.96	2,947,539.97	147,377.00	22,499,583	1,124,979
	Jun	22	1,733,305.18	78,786.60	3,357,245.83	152,602.08	24,812,791	1,127,854
	Jul	21	1,778,042.12	84,668.67	3,031,171.91	144,341.52	24,083,980	1,146,856
	Aug	22	2,164,963.59	98,407.44	3,839,232.17	174,510.55	28,378,337	1,289,924
	Sep	21	1,987,448.39	94,640.40	3,556,613.17	169,362.53	28,168,551	1,341,360
	Oct	20	1,902,970.94	95,148.55	3,653,909.36	182,695.47	26,071,753	1,303,588
	Nov	22	2,622,252.96	119,193.32	4,537,999.16	206,272.69	32,388,818	1,472,219
	Dec	19	1,975,084.05	103,951.79	3,666,788.29	192,988.86	25,618,037	1,348,318

Notes: Turnover value traded in non-HKD currency securities have been included start from 29 November 2010.

Trading value and volume of depositary receipts, 2013-2017

Year/Month	No. of trading days	No. of listed companies	No. of issues	Value (HK\$thousand)		Volume (thousands of shares)		Deals	
				Total	Average daily	Total	Average daily	Total	Average daily
2013	244	3	4	49,392.92	202.43	1,813.28	7.43	1,432	6
2014	247	3	4	450,589.20	1,824.25	16,073.36	65.07	9,211	37
2015	247	3	4	268,288.54	1,086.19	7,746.53	31.36	7,518	30
2016	245	2	2	119,050.48	485.92	4,478.40	18.28	4,510	18
2017	246	2	2	116,360.88	473.01	4,451.21	18.09	3,518	14
2017	Jan	19	2	5,968.43	314.13	236.20	12.43	237	12
	Feb	20	2	4,791.12	239.56	195.00	9.75	178	9
	Mar	23	2	4,559.88	198.26	186.30	8.10	161	7
	Apr	17	2	3,076.27	180.96	122.70	7.22	140	8
	May	20	2	2,498.21	124.91	95.60	4.78	109	5
	Jun	22	2	5,697.17	258.96	218.50	9.93	97	4
	Jul	21	2	9,391.50	447.21	390.61	18.60	341	16
	Aug	22	2	6,749.76	306.81	291.90	13.27	225	10
	Sep	21	2	4,162.14	198.20	181.80	8.66	152	7
	Oct	20	2	25,874.48	1,293.72	1,007.40	50.37	726	36
	Nov	22	2	30,514.87	1,387.04	1,098.20	49.92	806	37
	Dec	19	2	13,077.07	688.27	427.00	22.47	346	18

Trading value by type of securities, 2017

Month	Equities		Warrants	ELI	CBBC	Unit trusts	Debt securities	iShare	Market total
	Mil of shares	HK\$mil	HK\$mil	HK\$mil	HK\$mil	HK\$mil	HK\$mil	HK\$mil	HK\$mil
Jan	212,194.17	743,152.97	199,626.54	0.00	73,235.61	62,223.12	2,090.49	0.00	1,080,328.73
Feb	331,539.33	1,156,046.55	268,076.71	0.00	100,209.58	95,611.20	3,675.18	0.00	1,623,619.22
Mar	336,715.46	1,362,522.79	257,511.19	0.00	109,013.18	144,501.34	3,227.89	0.00	1,876,776.40
Apr	250,751.36	939,246.82	136,715.32	0.00	61,006.76	106,053.50	7,066.21	0.00	1,250,088.61
May	280,082.27	1,188,201.92	182,279.17	0.00	76,722.26	110,267.25	7,748.68	0.00	1,565,219.28
Jun	357,711.71	1,292,259.71	215,420.91	0.00	83,110.31	133,571.90	8,942.35	0.00	1,733,305.18
Jul	271,981.37	1,348,054.66	221,341.21	0.00	84,231.59	118,010.51	6,404.16	0.00	1,778,042.12
Aug	295,856.17	1,616,894.68	308,776.09	0.00	123,073.71	110,313.29	5,905.82	0.00	2,164,963.59
Sep	393,706.00	1,538,390.59	265,166.10	0.00	94,867.85	83,454.93	5,568.73	0.18	1,987,448.39
Oct	341,309.71	1,453,628.32	256,955.51	0.00	103,248.84	85,947.35	3,190.82	0.10	1,902,970.94
Nov	318,858.70	1,943,583.00	415,043.06	0.00	149,037.95	111,406.91	3,181.96	0.09	2,622,252.96
Dec	245,617.48	1,471,433.83	280,939.81	0.00	131,414.12	87,802.28	3,494.02	0.00	1,975,084.05
Total	3,636,323.74	16,053,415.83	3,007,851.63	0.00	1,189,171.77	1,249,163.57	60,496.31	0.37	21,560,099.47

Notes:

1. Turnover values and shares have been adjusted for late reported and rejected sales.
2. Figures may not add up to total due to rounding.
3. Turnover for equities included the trading only of NASDAQ stocks transaction.

Trading value by Hang Seng Industry Classification System, 2017

Industry Classification *	No. of issue #	Equity turnover		Annual Turnover velocity (%)
		HK\$mil	% of total	
Energy	72	717,919.27	4.47	63.74
Materials	129	492,672.44	3.07	73.46
Industrials	213	844,734.77	5.26	67.45
Consumer Goods	439	2,248,354.01	14.01	57.29
Consumer Services	202	864,714.24	5.39	38.33
Telecommunications	16	549,956.36	3.43	25.24
Utilities	64	611,517.69	3.81	37.12
Financials	191	4,662,580.60	29.04	48.83
Properties & Construction	328	2,173,981.29	13.54	42.63
Information Technology	137	2,624,313.21	16.35	53.42
Conglomerates	20	262,671.72	1.64	23.88
Sub-total	1,811	16,053,415.61	100.00	47.61
NASDAQ stocks	6	0.21	0.00	n.a.
Equity total	1,817	16,053,415.83	100.00	n.a.

Notes:

- (1) Equity turnover values have been adjusted for late reported and rejected sales.
- (2) Figures may not add up to total due to rounding.

Year-end figures

* Industry Classification is provided by Hang Seng Indexes Company Limited.

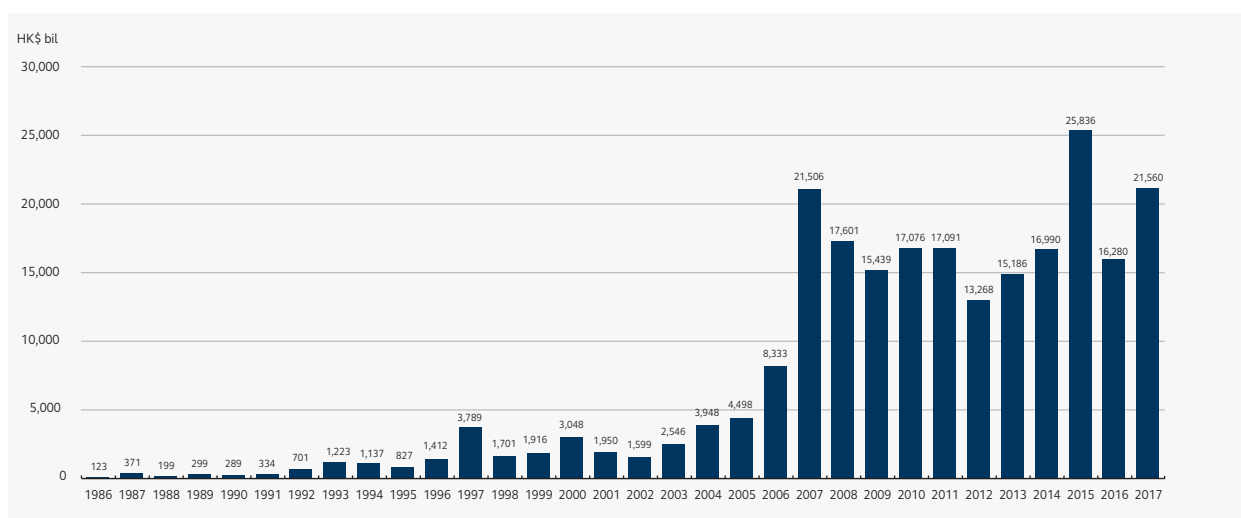
20 most active stocks (in dollars)

Rank	Stock Code	Stock Name	Turnover (HK\$mil)	% of equity total
1	00700	TENCENT	1,536,795.93	9.57
2	02318	PING AN	593,140.08	3.69
3	00939	CCB	454,316.42	2.83
4	00005	HSBC HOLDINGS	431,130.67	2.69
5	01398	ICBC	389,574.42	2.43
6	03988	BANK OF CHINA	311,101.78	1.94
7	00388	HKEX	307,466.89	1.92
8	00941	CHINA MOBILE	305,028.95	1.90
9	01299	AIA	295,599.91	1.84
10	02628	CHINA LIFE	271,971.77	1.69
11	00175	GEELY AUTO	265,196.23	1.65
12	03333	EVERGRANDE	190,365.40	1.19
13	02382	SUNNY OPTICAL	174,136.96	1.08
14	00883	CNOOC	167,667.93	1.04
15	01918	SUNAC	161,301.10	1.00
16	00027	GALAXY ENT	157,024.42	0.98
17	02018	AAC TECH	155,056.77	0.9
18	00857	PETROCHINA	145,751.09	0.91
19	02333	GREATWALL MOTOR	138,751.29	0.86
20	01928	SANDS CHINA LTD	135,702.59	0.85
		Total	6,587,080.61	41.03
		Equity total	16,053,415.83	100.00

20 most active stocks (in shares)

Rank	Stock Code	Stock Name	Turnover (mil of shares)	% of equity total
1	00136	HENG TEN NET	159,206.11	4.38
2	00582	LANDING INTL	86,350.47	2.37
3	03988	BANK OF CHINA	80,646.79	2.22
4	01398	ICBC	70,604.04	1.94
5	00364	BLOCKCHAIN GP	70,099.56	1.93
6	00939	CCB	70,074.07	1.93
7	01027	CHINA JICHENG	64,547.39	1.78
8	00061	GREEN LEADER	54,978.65	1.51
9	03800	GCL-POLY ENERGY	37,409.18	1.03
10	00875	CHINA FIN INV	34,909.36	0.96
11	00997	CHINLINK INTL	34,854.29	0.96
12	01288	ABC	33,272.64	0.92
13	00261	CCT LAND	32,633.24	0.90
14	00904	CHINA GREEN	32,192.16	0.89
15	00857	PETROCHINA	27,141.53	0.75
16	00493	GOME RETAIL	25,111.91	0.69
17	01239	TEAMWAY INTL GP	23,855.25	0.66
18	01250	BE CLEAN ENERGY	22,772.64	0.63
19	00386	SINOPEC CORP	21,443.56	0.59
20	00572	FUTURE WORLD FH	19,213.44	0.53
		Total	1,001,316.27	27.54
		Equity total	3,636,323.74	100.00

Trading value, 1986-2017



Market capitalisation and trading value of listed companies by incorporation place

End of 2017

Country	No. of listed companies ⁽¹⁾	Market capitalisation (HK\$mil) ⁽²⁾	% of total	Turnover (HK\$mil)	% of equity total
Bermuda	475	2,857,554.87	8.47	1,040,028.32	6.48
British Virgin Islands	9	21,057.53	0.06	6,362.46	0.04
Canada	5	7,820.93	0.02	5,917.73	0.04
Cayman Islands	843	12,109,721.52	35.91	5,766,925.21	35.92
England	4	1,892,262.01	5.61	468,322.97	2.92
Hong Kong	207	9,785,378.49	29.02	3,108,716.25	19.36
Israel	1	2,896.12	0.01	1,336.29	0.01
Italy	1	72,414.72	0.21	14,541.97	0.09
Japan	3	9,623.89	0.03	2,234.76	0.01
Jersey	3	89,602.08	0.27	25,323.74	0.16
Luxembourg	2	72,189.89	0.21	30,477.14	0.19
PRC	228	6,758,944.23	20.05	5,573,360.39	34.72
Singapore	12	38,528.90	0.11	9,867.50	0.06
USA	1	-	-	0.87	0.00
USA - Nasdaq stocks**	6	-	-	0.21	0.00
Total	1,794	33,717,995.17	100.00	16,053,415.83	100.00

Notes:

- (1) Total no. of listed companies are excluded the NASDAQ Stocks.
- (2) Foreign companies not solely listed in Hong Kong and stock suspended over 1 year are excluded.
- (3) NASDAQ stocks are quoted on the Exchange for trading only.

Statistics on Hang Seng Index Stocks, 2017

End of 2017

Sector	Stock code	Stock name	Turnover (HK\$mil)	% of equity total + REIT total	Market capitalisation (HK\$mil)	% of equity total	Closing price (HK\$)	Change* (%)	P/E ratio (times)
Finance (12)									
	00939	CCB	454,316.42	2.81	1,731,004.70	5.13	7.200	20.60	6.93
	00005	HSBC HOLDINGS	431,130.67	2.67	1,624,600.61	4.82	79.950	28.43	155.79
	01299	AIA	295,599.91	1.83	804,768.19	2.39	66.650	52.34	24.57
	02318	PING AN	593,140.08	3.67	605,860.38	1.80	81.350	109.66	20.64
	01398	ICBC	389,574.42	2.41	545,934.54	1.62	6.290	35.27	7.24
	02388	BOC HONG KONG	102,326.89	0.63	418,682.10	1.24	39.600	43.05	7.54
	00011	HANG SENG BANK	41,456.04	0.26	370,897.49	1.10	194.000	34.44	23.37
	03988	BANK OF CHINA	311,101.78	1.93	321,109.54	0.95	3.840	11.63	6.30
	00388	HKEX	307,466.89	1.90	297,306.31	0.88	239.800	30.90	50.40
	03328	BANKCOMM	41,547.88	0.26	203,068.80	0.60	5.800	3.39	5.77
	02628	CHINA LIFE	271,971.77	1.68	182,680.85	0.54	24.550	21.53	32.15
	00023	BANK OF E ASIA	12,100.97	0.07	93,612.02	0.28	33.850	13.97	27.98
Utilities (5)									
	00003	HK & CHINA GAS	37,764.76	0.23	214,290.74	0.64	15.320	22.65	29.20
	00002	CLP HOLDINGS	46,987.11	0.29	201,989.72	0.60	79.950	12.21	15.89
	01038	CKI HOLDINGS	35,090.14	0.22	177,992.90	0.53	67.150	8.83	17.56
	00006	POWER ASSETS	56,344.47	0.35	140,754.56	0.42	65.950	14.15	21.93
	00836	CHINA RES POWER	24,669.71	0.15	70,040.06	0.21	14.560	18.18	9.01
Properties (12)									
	00016	SHK PPT	111,077.63	0.69	377,736.11	1.12	130.400	33.06	9.04
	02007	COUNTRY GARDEN	103,643.87	0.64	317,070.34	0.94	14.900	243.32	25.33
	00688	CHINA OVERSEAS	128,784.22	0.80	275,548.47	0.82	25.150	22.38	6.92
	01113	CK ASSET	91,329.50	0.57	252,539.15	0.75	68.300	43.64	13.53
	00012	HENDERSON LAND	39,346.14	0.24	206,059.03	0.61	51.500	37.33	9.40
	01109	CHINA RES LAND	70,054.00	0.43	159,411.61	0.47	23.000	31.88	8.17
	01997	WHARF REIC	7,824.47	0.05	157,883.82	0.47	52.000	n.a.	-
	00017	NEW WORLD DEV	44,291.97	0.27	115,498.80	0.34	11.740	43.17	14.61
	00083	SINO LAND	14,714.56	0.09	89,246.72	0.26	13.840	19.10	11.63
	00101	HANG LUNG PPT	24,779.28	0.15	85,903.70	0.25	19.100	16.18	13.86
	00004	WHARF HOLDINGS	71,320.05	0.44	81,978.14	0.24	27.000	-47.46	3.82
	00823	LINK REIT	63,242.57	0.39	n.a.	n.a.	72.450	43.75	n.a.
Commerce & Industry (22)									
	00700	TENCENT	1,536,795.93	9.52	3,856,589.92	11.44	406.000	114.02	82.16
	00941	CHINA MOBILE	305,028.95	1.89	1,622,682.02	4.81	79.250	0.03	13.23
	00883	CNOOC	167,667.93	1.04	500,944.46	1.49	11.220	15.67	696.89
	00001	CKH HOLDINGS	117,294.52	0.73	378,438.26	1.12	98.100	11.60	11.47
	00267	CITIC	25,463.53	0.16	328,138.16	0.97	11.280	1.62	7.61
	01928	SANDS CHINA LTD	135,702.59	0.84	325,767.67	0.97	40.350	19.73	34.30
	00762	CHINA UNICOM	120,291.70	0.75	323,116.19	0.96	10.560	16.94	360.41
	00066	MTR CORPORATION	40,163.40	0.25	275,118.53	0.82	45.800	27.12	26.26
	00027	GALAXY ENT	157,024.42	0.97	270,059.51	0.80	62.700	87.82	42.57
	00175	GEELY AUTO	265,196.23	1.64	243,100.94	0.72	27.100	265.72	41.47
	02018	AAC TECH	155,056.77	0.96	170,346.80	0.51	139.400	97.87	37.71
	00386	SINOPEC CORP	127,878.52	0.79	146,192.00	0.43	5.730	4.18	13.18
	00288	WH GROUP	72,097.53	0.45	129,298.06	0.38	8.820	40.67	14.92
	00857	PETROCHINA	145,751.09	0.90	114,989.01	0.34	5.450	-4.44	112.60
	02382	SUNNY OPTICAL	174,136.96	1.08	109,590.30	0.33	99.900	194.26	75.58
	01044	HENGAN INT'L	54,816.50	0.34	104,534.44	0.31	86.750	52.33	26.01
	02319	MENGIU DAIRY	46,594.69	0.29	91,308.86	0.27	23.250	55.62	-
	00151	WANT WANT CHINA	20,971.28	0.13	81,649.94	0.24	6.550	31.79	21.05
	01088	CHINA SHENHUA	100,843.16	0.62	68,821.30	0.20	20.250	62.31	14.37
	00144	CHINA MER PORT	26,621.14	0.16	67,027.31	0.20	20.450	11.88	11.65
	00019	SWIRE PACIFIC A	25,555.07	0.16	65,491.65	0.19	72.350	-2.30	11.28
	00992	LENOVO GROUP	69,985.14	0.43	52,985.23	0.16	4.410	-6.17	11.63
Total (51)			8,113,935.25	50.26	19,449,659.96	57.68			
Total **			16,142,826.18	100.00	33,717,995.17	100.00			

Notes:

* As compared with previous year.

** Total Turnover is the sum of equity total and REIT total whereas Total Market capitalisation includes equities only.

() The number of constituent stocks.

Statistics on Hang Seng China Enterprises Index stocks, 2017

End of 2017

Stock code	Stock name	Turnover (HK\$mil)	% of equity total	Market capitalisation (HK\$mil)	% of equity total	Closing price (HK\$)	Change* (%)	P/E ratio (times)
00939	CCB	454,316.42	2.83	1,731,004.70	5.13	7.200	20.60	6.93
02318	PING AN	593,140.08	3.69	605,860.38	1.80	81.350	109.66	20.64
01398	ICBC	389,574.42	2.43	545,934.54	1.62	6.290	35.27	7.24
03988	BANK OF CHINA	311,101.78	1.94	321,109.54	0.95	3.840	11.63	6.30
03328	BANKCOMM	41,547.88	0.26	203,068.80	0.60	5.800	3.39	5.77
02628	CHINA LIFE	271,971.77	1.69	182,680.85	0.54	24.550	21.53	32.15
00386	SINOPEC CORP	127,878.52	0.80	146,192.00	0.43	5.730	4.18	13.18
03968	CM BANK	133,131.72	0.83	142,777.03	0.42	31.100	71.07	11.20
00857	PETROCHINA	145,751.09	0.91	114,989.01	0.34	5.450	-4.44	112.60
01288	ABC	119,758.56	0.75	111,889.32	0.33	3.640	14.47	5.86
02601	CPIC	108,567.71	0.68	104,212.52	0.31	37.550	38.82	25.00
01658	PSBC	25,232.96	0.16	80,616.04	0.24	4.060	-3.10	6.49
00998	CITIC BANK	67,423.86	0.42	72,922.60	0.22	4.900	-0.61	5.11
02328	PICC P&C	96,642.45	0.60	69,084.93	0.20	15.020	24.34	10.96
01088	CHINA SHENHUA	100,843.16	0.63	68,821.30	0.20	20.250	62.31	14.3
01211	BYD COMPANY	101,625.46	0.63	62,311.50	0.18	68.100	66.71	32.06
01336	NCI	91,140.88	0.57	55,221.33	0.16	53.400	50.00	29.86
01988	MINSHENG BANK	70,550.37	0.44	54,289.93	0.16	7.830	-5.55	5.30
00728	CHINA TELECOM	51,138.48	0.32	51,623.97	0.15	3.720	3.91	14.87
00914	CONCH CEMENT	78,193.17	0.49	47,760.30	0.14	36.750	74.17	20.13
00753	AIR CHINA	22,990.62	0.14	43,254.24	0.13	9.480	91.52	15.18
02202	CHINA VANKE	62,848.48	0.39	41,026.61	0.12	31.200	76.27	14.52
02238	GAC GROUP	87,090.54	0.54	40,990.32	0.12	18.520	97.44	16.82
01099	SINOPHARM	44,153.92	0.28	40,317.00	0.12	33.800	5.79	17.80
01800	CHINA COMM CONS	59,266.71	0.37	39,316.20	0.12	8.880	-0.45	7.86
01359	CHINA CINDA	41,380.57	0.26	38,803.34	0.12	2.860	1.78	5.93
06837	HAITONG SEC	37,600.06	0.23	38,664.51	0.11	11.340	-14.74	14.36
06030	CITIC SEC	54,110.19	0.34	36,726.64	0.11	16.120	2.28	16.71
01766	CRRC	41,165.76	0.26	36,542.11	0.11	8.360	20.11	17.89
01339	PICC GROUP	32,669.21	0.20	33,596.00	0.10	3.850	25.82	10.16
03898	CRRC TIMES ELEC	27,689.70	0.17	27,831.70	0.08	50.850	29.22	18.22
02333	GREATWALL MOTOR	138,751.29	0.86	27,740.88	0.08	8.950	23.62	6.86
00489	DONGFENG GROUP	37,602.73	0.23	27,015.22	0.08	9.460	24.97	5.40
01776	GF SEC	14,602.62	0.09	26,752.24	0.08	15.720	-2.84	13.23
06886	HTSC	30,746.73	0.19	26,748.35	0.08	15.560	5.14	15.76
00390	CHINA RAILWAY	30,392.31	0.19	24,318.71	0.07	5.780	-9.40	9.92
01816	CGN POWER	25,124.95	0.16	23,666.89	0.07	2.120	-0.47	11.77
00902	HUANENG POWER	39,726.29	0.25	23,031.88	0.07	4.900	-4.67	7.78
06881	CGS	36,729.23	0.23	21,260.07	0.06	5.760	-17.60	9.45
01186	CHINA RAIL CONS	26,002.78	0.16	18,811.24	0.06	9.060	-9.22	7.79
		4,270,175.43	26.60	5,408,784.73	16.04			
	Equity total	16,053,415.83	100.00	33,717,995.17	100.00			

* As compared with previous year.

Statistics on Hang Seng China-Affiliated Corporations Index stocks, 2017

End of 2017

Stock code	Stock name	Turnover (HK\$mil)	% of equity total	Market capitalisation (HK\$mil)	% of equity total	Closing price (HK\$)	Change* (%)	P/E ratio (times)
00941	CHINA MOBILE	305,028.95	1.90	1,622,682.02	4.81	79.250	0.03	13.23
00883	CNOOC	167,667.93	1.04	500,944.46	1.49	11.220	15.67	696.89
00267	CITIC	25,463.53	0.16	328,138.16	0.97	11.280	1.62	7.61
00762	CHINA UNICOM	120,291.70	0.75	323,116.19	0.96	10.560	16.94	360.41
00688	CHINA OVERSEAS	128,784.22	0.80	275,548.47	0.82	25.150	22.38	6.92
01109	CHINA RES LAND	70,054.00	0.44	159,411.61	0.47	23.000	31.88	8.17
01114	BRILLIANCE CHI	70,861.24	0.44	105,446.13	0.31	20.900	95.69	25.35
00966	CHINA TAIPING	54,488.52	0.34	105,304.74	0.31	29.300	83.13	23.29
02319	MENGNUI DAIRY	46,594.69	0.29	91,308.86	0.27	23.250	55.62	-
00291	CHINA RES BEER	25,673.44	0.16	90,999.16	0.27	28.050	82.14	114.02
00836	CHINA RES POWER	24,669.71	0.15	70,040.06	0.21	14.560	18.18	9.0
00270	GUANGDONG INV	23,252.61	0.14	68,385.61	0.20	10.460	2.15	15.55
00144	CHINA MER PORT	26,621.14	0.17	67,027.31	0.20	20.450	11.88	11.65
00135	KUNLUN ENERGY	28,480.43	0.18	65,709.26	0.19	8.140	40.34	99.75
03320	CHINARES PHARMA	15,426.11	0.10	63,599.21	0.19	10.120	15.66	17.62
01193	CHINA RES GAS	23,983.90	0.15	63,050.76	0.19	28.350	30.05	18.75
00392	BEIJING ENT	23,507.61	0.15	58,559.27	0.17	46.400	26.60	9.42
00371	BJ ENT WATER	27,755.02	0.17	53,202.59	0.16	6.050	17.25	16.33
00992	LENOVO GROUP	69,985.14	0.44	52,985.23	0.16	4.410	-6.17	11.63
00257	CHINA EB INT'L	24,228.75	0.15	50,027.06	0.15	11.160	26.96	17.97
00817	CHINA JINMAO	17,511.48	0.11	36,723.64	0.11	3.440	68.71	12.81
00152	SHENZHEN INT'L	10,862.29	0.07	30,183.44	0.09	14.880	31.68	13.57
00165	CHINA EB LTD	15,146.06	0.09	29,458.23	0.09	17.480	18.43	7.23
01199	COSCO SHIP PORT	6,597.70	0.04	24,854.33	0.07	8.130	4.36	12.56
00363	SHANGHAI IND H	8,125.06	0.05	24,353.54	0.07	22.400	6.67	8.38
		1,361,061.24	8.48	4,361,059.35	12.93			
Equity total		16,053,415.83	100.00	33,717,995.17	100.00			

* As compared with previous year.

Statistics on China enterprises (H shares), 2013-2017

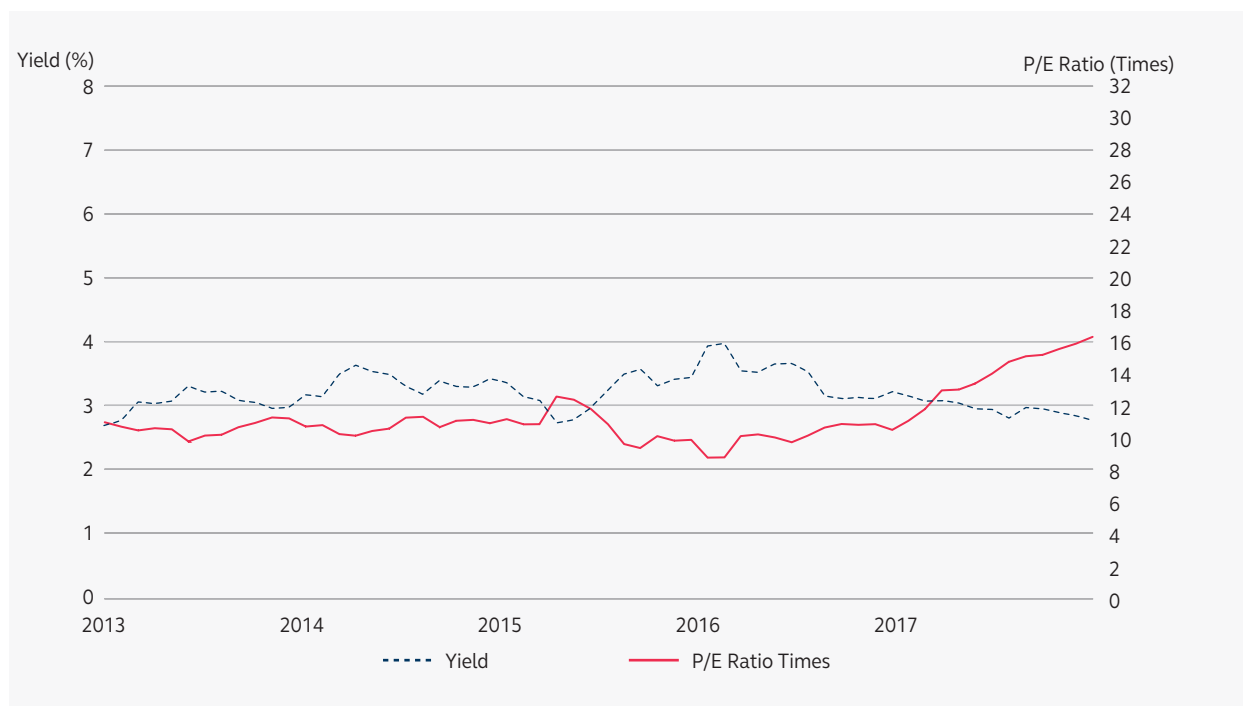
Year/Month	No. of issues	Turnover				Market capitalisation	
		Shares (mil)	% of equity total	Value (HK\$mil)	% of equity total	HK\$mil	% of equity total
2013	158	631,298.16	25.79	4,217,366.31	37.85	4,906,583.21	20.52
2014	179	662,386.88	20.16	4,398,535.08	35.27	5,723,993.53	22.99
2015	206	870,624.56	15.98	6,882,112.86	39.95	5,157,109.86	21.11
2016	218	651,424.90	19.91	3,983,132.61	36.02	5,316,159.06	21.74
2017	228	760,526.96	20.91	5,571,571.42	34.71	6,758,944.23	20.05
2017 Jan	219	39,497.53	18.61	252,325.69	33.95	5,470,723.01	21.21
2017 Feb	219	71,463.05	21.55	457,242.46	39.55	5,818,717.48	22.08
2017 Mar	220	72,638.00	21.57	459,158.82	33.70	5,788,013.20	21.51
2017 Apr	222	53,193.04	21.21	327,190.68	34.84	5,802,103.02	21.23
2017 May	222	56,038.79	20.01	386,867.39	32.56	5,946,189.58	21.07
2017 Jun	222	60,371.99	16.88	436,816.35	33.80	5,817,278.50	20.47
2017 Jul	224	66,146.19	24.32	477,455.81	35.42	6,112,707.40	20.38
2017 Aug	224	81,399.60	27.51	581,724.96	35.98	6,358,301.98	20.68
2017 Sep	225	63,560.02	16.14	494,233.07	32.13	6,198,601.75	19.91
2017 Oct	226	67,325.22	19.73	561,707.11	38.64	6,556,141.88	20.51
2017 Nov	226	74,111.22	23.24	658,172.64	33.86	6,502,808.03	19.87
2017 Dec	228	54,782.32	22.30	478,676.44	32.53	6,758,944.23	20.05

Note: Market capitalisation represents the value of the H shares only, not that of the entire issued capital of the enterprise.

Statistics on red chips stocks, 2013-2017

Year/Month	No. of issues	Turnover				Market capitalisation	
		Shares (mil)	% of equity total	Value (HK\$mil)	% of equity total	HK\$mil	% of equity total
2013	116	251,052.12	10.26	1,704,419.16	15.30	4,815,316.86	20.14
2014	128	281,836.64	8.58	1,897,810.54	15.22	5,214,967.56	20.95
2015	140	400,840.46	7.36	2,415,551.02	14.02	5,137,712.98	21.03
2016	147	264,116.10	8.07	1,564,516.57	14.15	4,898,947.36	20.04
2017	153	280,803.63	7.72	1,915,957.59	11.93	5,726,457.33	16.98
2017 Jan	153	13,718.23	6.46	108,185.44	14.56	5,202,933.41	20.17
2017 Feb	153	21,774.15	6.57	144,136.17	12.47	5,213,267.93	19.78
2017 Mar	152	26,867.05	7.98	188,355.99	13.82	5,256,453.39	19.53
2017 Apr	152	18,858.54	7.52	124,193.78	13.22	5,215,601.25	19.08
2017 May	152	17,587.31	6.28	137,642.08	11.58	5,389,476.46	19.10
2017 Jun	152	18,621.93	5.21	134,862.98	10.44	5,327,107.10	18.75
2017 Jul	152	20,309.47	7.47	159,325.45	11.82	5,528,243.43	18.43
2017 Aug	152	26,692.72	9.02	209,396.32	12.95	5,582,708.39	18.15
2017 Sep	152	35,764.82	9.08	184,524.92	11.99	5,493,805.13	17.64
2017 Oct	152	26,431.77	7.74	166,206.80	11.43	5,562,562.32	17.40
2017 Nov	152	34,707.15	10.88	214,479.25	11.04	5,600,143.71	17.11
2017 Dec	153	19,470.49	7.93	144,648.41	9.83	5,726,457.33	16.98

Average dividend yields and average price earnings ratios movement, 2013-2017



Average dividend yields and average price earning ratios of HSI, HSCEI and HSCCI stocks*, 2013-2017

Year/Month	Average dividend yields (%)			Average price earning ratios (Times)			
	HSI	HSCEI	HSCCI	HSI	HSCEI	HSCCI	
2013	3.20	3.76	2.18	11.43	8.84	12.93	
2014	3.60	3.73	2.66	11.01	8.93	11.23	
2015	4.15	4.30	2.75	8.87	7.07	10.14	
2016	3.77	3.97	5.52	10.86	7.39	10.85	
2017	2.98	3.47	2.35	16.01	9.72	16.23	
2017	Jan	3.55	3.80	5.25	11.52	7.72	11.39
	Feb	3.43	3.62	5.14	12.75	8.10	11.65
	Mar	3.50	4.13	2.75	13.81	8.86	15.09
	Apr	3.44	3.83	2.75	14.22	8.94	15.04
	May	3.30	3.69	2.65	14.75	9.28	14.76
	Jun	3.38	3.83	2.72	14.46	9.04	14.55
	Jul	3.18	3.67	2.55	15.01	9.13	15.41
	Aug	3.11	3.52	2.51	15.36	9.53	15.67
	Sep	3.19	3.66	2.53	14.90	9.19	15.60
	Oct	3.11	3.47	2.49	15.27	9.69	15.90
	Nov	3.03	3.48	2.55	15.67	9.67	15.54
	Dec	2.98	3.47	2.35	16.01	9.72	16.23

* Month-end or year-end figures

Average dividend yields of all listed stocks by Hang Seng Industry Classification System*, 2013-2017

(%)

Year/Month	All listed stocks	Energy	Materials	Industrials	Consumer Goods	Consumer Services	Telecommunications	Utilities	Financials	Properties & Construction	Information Technology	Conglomerates	
2013	2.99	3.56	1.85	2.11	2.01	1.87		3.93	2.25	4.13	3.05	1.02	2.70
2014	3.44	4.41	2.76	1.94	2.45	3.04		3.53	2.39	4.17	4.16	0.79	5.46
2015	3.46	5.18	2.39	2.33	3.40	2.91		3.30	2.89	4.54	3.57	0.94	3.07
2016	3.24	2.60	1.76	2.81	2.34	3.12		3.27	3.46	4.44	3.78	0.71	3.14
2017	2.79	4.01	2.27	2.57	2.16	1.99		6.20	3.91	3.34	2.86	0.40	3.14
2017	Jan	3.17	2.46	1.53	2.63	2.28	3.42	3.11	4.04	4.25	3.68	0.67	2.97
	Feb	3.09	2.53	1.59	2.57	2.21	3.42	3.17	3.98	4.07	3.51	0.66	2.97
	Mar	3.10	3.78	1.92	2.79	2.44	3.26	2.99	3.83	4.05	3.35	0.66	2.90
	Apr	3.06	3.86	1.96	2.80	2.43	3.20	3.06	3.76	3.98	3.35	0.61	2.86
	May	2.97	3.92	1.96	2.83	2.38	3.18	2.93	3.68	3.84	3.21	0.61	2.72
	Jun	2.96	4.10	2.02	2.75	2.32	3.16	3.02	3.73	3.88	3.11	0.59	2.79
	Jul	2.82	3.96	1.85	2.57	2.24	3.19	3.00	3.88	3.66	2.86	0.53	2.74
	Aug	2.99	4.37	1.83	2.73	2.35	2.28	6.12	3.98	3.56	2.94	0.49	2.82
	Sep	2.97	4.25	1.87	2.59	2.21	2.14	6.39	3.94	3.64	2.88	0.48	3.09
	Oct	2.91	4.15	2.22	2.55	2.22	2.14	6.43	3.84	3.49	2.86	0.46	3.04
	Nov	2.86	4.26	2.38	2.62	2.19	2.09	6.14	3.90	3.41	2.99	0.41	3.19
	Dec	2.79	4.01	2.27	2.57	2.16	1.99	6.20	3.91	3.34	2.86	0.40	3.14

Note: Month-end or year-end figures.

* Industry Classification is provided by Hang Seng Indexes Company Limited

New Hang Seng Industry Classification System took effect on 9 September 2013

Average price earnings ratios of all listed stocks by Hang Seng Industry Classification System*, 2013-2017

(Times)

Year/Month	All listed stocks	Energy	Materials	Industrials	Consumer Goods	Consumer Services	Telecommunications	Utilities	Financials	Properties & Construction	Information Technology	Conglomerates	
2013	11.24	8.76	11.94	17.52	19.53	23.34	11.45	18.32	9.53	6.19	36.56	10.19	
2014	10.94	8.32	13.92	17.05	16.79	15.53	12.91	18.30	9.12	7.00	28.74	9.17	
2015	9.90	6.59	12.70	16.58	15.99	12.73	13.54	8.49	8.26	7.21	30.79	6.61	
2016	10.53	20.74	16.75	13.89	17.95	16.84	13.59	13.10	7.58	8.26	36.41	4.26	
2017	16.34	29.02	15.22	17.17	23.60	25.29	15.74	16.76	12.42	11.35	56.74	9.99	
2017	Jan	11.09	21.96	19.40	14.83	18.62	17.66	14.42	13.77	7.92	8.73	38.70	4.50
	Feb	11.83	21.33	18.91	14.92	19.18	18.17	14.13	14.34	9.06	9.23	39.21	4.52
	Mar	12.99	33.53	14.28	14.72	17.70	24.51	16.17	15.95	9.40	9.25	35.52	9.06
	Apr	13.04	29.26	15.22	14.71	18.03	22.18	15.71	16.19	9.27	9.46	38.53	9.58
	May	13.43	28.76	15.22	14.53	18.36	22.60	16.44	16.49	9.63	9.87	38.51	10.08
	Jun	14.04	27.77	15.41	15.00	18.95	22.70	15.96	16.02	10.79	9.77	39.79	9.78
	Jul	14.78	25.83	17.03	16.06	19.06	22.58	16.05	16.85	11.49	10.61	44.07	9.96
	Aug	15.12	26.45	18.17	16.82	19.80	22.34	15.97	16.60	11.68	10.87	46.48	10.23
	Sep	15.21	27.14	16.69	17.00	21.09	23.94	15.28	16.62	11.41	11.10	47.23	10.14
	Oct	15.58	27.85	15.47	17.23	21.97	23.76	15.19	17.05	11.90	11.13	49.52	10.34
	Nov	15.91	27.30	14.48	16.86	22.20	23.99	15.90	16.82	12.18	10.90	56.03	9.83
	Dec	16.34	29.02	15.22	17.17	23.60	25.29	15.74	16.76	12.42	11.35	56.74	9.99

Note: Month-end or year-end figures.

* Industry Classification is provided by Hang Seng Indexes Company Limited

New Hang Seng Industry Classification System took effect on 9 September 2013

Cash dividend payout by Hang Seng Industry Classification System*, 2013-2017

Year/Month	No. of companies declared	No. of companies paid	Energy (HK\$mil)	Materials (HK\$mil)	Industrials (HK\$mil)	Consumer Goods (HK\$mil)	Consumer Services (HK\$mil)	Telecommunications (HK\$mil)	Utilities (HK\$mil)	Financials (HK\$mil)	Properties & Construction (HK\$mil)	Information Technology (HK\$mil)	Conglomerates (HK\$mil)	Total dividend payout (HK\$mil)	
2013	1,372	730	54,436.13	8,381.74	18,694.44	42,662.99	26,009.10	81,408.61	28,931.30	282,270.84	98,550.39	14,222.51	21,552.04	677,120.07	
2014	1,495	789	51,536.68	13,940.46	19,979.17	53,517.15	34,442.43	77,157.11	35,583.22	310,074.59	132,453.44	20,958.67	52,070.06	801,712.98	
2015	1,556	817	44,656.34	8,107.85	24,896.67	85,817.02	32,574.54	78,977.29	41,926.27	321,670.95	126,602.52	13,729.45	37,103.68	816,062.58	
2016	1,644	810	26,078.33	6,803.04	28,975.29	53,013.13	40,070.43	69,540.40	47,160.01	318,548.00	137,952.43	19,235.52	30,765.44	778,142.01	
2017	1,709	849	45,146.40	8,753.74	32,579.36	65,928.51	41,857.75	135,050.53	74,538.82	315,143.80	147,708.02	17,037.87	34,520.12	918,264.92	
2017	Jan	22	13	-	616.69	121.79	1,694.86	196.37	201.13	303.57	11.39	1,484.07	-	-	4,629.86
	Feb	135	60	-	-	596.58	394.28	78.92	-	10,671.31	86.28	4,268.47	-	478.41	16,574.26
	Mar	1,200	599	-	-	-	81.55	15.28	-	2,753.83	6,110.03	4,357.74	77.44	-	13,395.87
	Apr	32	9	-	3.69	319.20	1,240.20	1,463.81	4,483.12	1,777.84	33,244.88	7,829.30	181.02	-	50,543.06
	May	59	25	168.60	705.13	591.23	3,520.62	1,025.24	553.75	8,631.81	9,404.33	16,583.29	94.59	10,469.35	51,747.93
	Jun	275	118	943.20	2,494.58	7,973.04	18,987.93	5,534.16	25,864.07	11,850.85	9,636.05	23,115.35	8,863.56	7,190.88	122,453.66
	Jul	49	17	16,645.69	2,035.12	7,647.73	4,838.90	22,610.49	1,555.52	5,218.22	128,646.18	28,556.93	3,190.85	1,965.96	222,911.58
	Aug	1,291	303	12,011.38	416.93	2,761.71	8,877.22	798.83	-	24,007.87	73,521.85	6,364.99	1,644.38	-	130,405.17
	Sep	62	19	3,011.77	1,787.99	2,656.35	13,653.79	3,527.14	101,246.84	2,855.83	20,767.29	16,348.11	1,538.24	6,934.94	174,328.28
	Oct	29	17	11,230.71	101.46	1,306.02	5,668.28	5,790.09	694.15	4,885.24	14,790.99	12,298.84	280.81	2,084.33	59,130.92
	Nov	326	92	84.30	548.43	5,360.74	1,184.33	419.14	90.59	91.84	18,735.20	14,956.11	801.06	1,043.81	43,315.55
	Dec	25	9	1,050.76	43.73	3,244.98	5,786.53	398.28	361.36	1,490.61	189.33	11,544.83	365.93	4,352.45	28,828.78

* Hang Seng Industry Classification System (HSICS) is provided by Hang Seng Indexes Company Limited

Note: New Hang Seng Industry Classification System took effect on 9 September 2013.

Short selling transactions by designated stock, 2017

Stock code	Name	Short selling turnover* (shares)	Total turnover (shares)	% of total	Short selling Value (HK\$)	Total turnover Value (HK\$)	% of total
01361	361 DEGREES	102,220,000	1,545,924,774	6.61	314,197,880	4,823,272,742	6.51
01530	3SBIO	258,623,000	1,754,289,465	14.74	3,006,994,115	19,059,347,913	15.78
02018	AAC TECH	209,737,000	1,359,620,383	15.43	23,357,400,175	155,056,769,999	15.06
02686	AAG ENERGY	24,000	60,547,884	0.04	22,770	69,996,289	0.03
01288	ABC	6,767,737,160	33,272,641,556	20.34	24,278,609,209	119,758,561,618	20.27
03344	ADDCHANCE	208,000	3,126,130,000	0.01	99,750	2,203,848,080	0.00
03383	AGILE GROUP	640,026,000	3,477,075,688	18.41	5,161,959,500	29,520,777,965	17.49
01131	AGRITRADE RES	3,210,000	765,652,085	0.42	9,037,250	1,500,899,262	0.60
08279	AGTECH HOLDINGS	27,448,000	912,422,023	3.01	39,354,480	1,318,528,709	2.98
01299	AIA	697,619,495	5,339,912,229	13.06	38,866,731,374	295,599,914,366	13.15
00753	AIR CHINA	375,832,000	3,224,690,980	11.65	2,613,209,500	22,990,619,230	11.37
00538	AJISEN (CHINA)	6,227,000	177,405,502	3.51	20,950,450	592,375,995	3.54
00241	ALI HEALTH	658,104,000	3,527,599,787	18.66	2,448,870,340	13,608,563,091	18.00
01060	ALI PICTURES	1,388,860,000	9,755,670,650	14.24	1,760,711,700	12,446,213,927	14.15
00373	ALLIED GROUP	4,000	3,542,630	0.11	204,000	171,512,628	0.12
00056	ALLIED PPT (HK)	1,288,000	473,586,222	0.27	2,298,240	833,892,895	0.28
00630	AMCO UNITED	13,970,000	7,743,646,493	0.18	2,226,590	1,591,294,629	0.14
82843	AMUNDI A50-R	590,000	7,228,600	8.16	6,848,577	90,772,190	7.54
83012	AMUNDI HK35-R	57,500	3,548,500	1.62	1,135,997	72,637,857	1.56
02300	AMVIG HOLDINGS	2,910,000	115,855,512	2.51	6,906,420	272,808,343	2.53
00347	ANGANG STEEL	568,972,000	4,209,639,253	13.52	3,509,133,480	25,959,454,503	13.52
00995	ANHUIEXPRESSWAY	7,880,000	281,417,020	2.80	48,569,420	1,717,411,565	2.83
02020	ANTA SPORTS	181,652,000	1,458,156,158	12.46	4,660,907,150	38,613,632,808	12.07
03337	ANTON OILFIELD	130,524,000	2,266,852,985	5.76	110,615,480	2,026,286,800	5.46
00519	APPLIED DEV	2,710,000	2,072,722,232	0.13	1,787,050	1,276,787,427	0.14
01045	APT SATELLITE	9,025,000	154,720,147	5.83	36,266,970	610,338,902	5.94
00743	ASIA CEMENT CH	46,500	145,601,421	0.03	125,735	359,090,884	0.04
00129	ASIA STANDARD	4,564,000	410,815,172	1.11	10,407,460	883,461,433	1.18
00522	ASM PACIFIC	71,958,300	631,674,949	11.39	7,828,131,855	68,690,615,217	11.40
01717	AUSNUTRIA	366,000	179,700,623	0.20	1,673,830	740,800,707	0.23
00161	AVIC IHL	46,000	410,780,048	0.01	187,620	3,009,064,586	0.01
00232	AVIC INT'L	74,764,000	4,481,083,964	1.67	39,033,890	2,573,668,914	1.52
02357	AVICHINA	372,567,000	2,632,418,686	14.15	1,842,284,080	13,044,516,480	14.12
01958	BAIC MOTOR	410,948,000	3,494,338,514	11.76	3,227,161,990	28,860,951,206	11.18
00874	BAIYUNSHAN PH	13,126,000	426,167,799	3.08	289,648,900	9,420,438,399	3.07
03988	BANK OF CHINA	16,794,139,854	80,646,789,529	20.82	65,154,464,906	311,101,784,913	20.94
00023	BANK OF E ASIA	72,761,048	364,562,013	19.96	2,407,967,844	12,100,966,723	19.90
01578	BANK OF TIANJIN	74,500	105,039,242	0.07	413,175	564,770,504	0.07
03328	BANKCOMM	909,493,440	7,065,752,919	12.87	5,358,671,270	41,547,878,893	12.90
00416	BANKOFJINZHOU	527,000	45,335,619	1.16	4,619,430	394,075,813	1.17
06196	BANKOFZHENGZHOU	85,000	156,384,422	0.05	404,410	642,789,241	0.06
02355	BAOYE GROUP	1,262,000	81,343,196	1.55	7,214,920	461,515,703	1.56
02009	BBMG	909,065,000	10,536,440,299	8.63	3,747,841,740	43,028,202,519	8.71
01963	BCQ	8,018,000	282,863,166	2.83	50,746,920	1,818,177,909	2.79
01250	BE CLEAN ENERGY	166,680,000	22,772,635,930	0.73	35,024,040	5,349,307,513	0.65
08095	BEIDA JADE BIRD	2,408,000	426,932,988	0.56	4,260,190	796,754,242	0.53
00694	BEIJING AIRPORT	121,660,000	1,509,954,804	8.06	1,291,370,980	16,286,543,120	7.93
00392	BEIJING ENT	52,413,500	574,615,653	9.12	2,162,221,875	23,507,608,613	9.20
00588	BEIJING N STAR	18,496,000	576,955,332	3.21	56,097,040	1,725,077,024	3.25
01880	BELLE INT'L	239,707,928	3,337,620,802	7.18	1,290,417,240	19,206,075,505	6.72
02111	BEST PACIFIC	23,008,000	324,397,791	7.09	107,209,580	1,767,229,432	6.07
06828	BG BLUE SKY	79,072,000	4,601,213,116	1.72	43,386,840	2,460,194,808	1.76
02868	BJ CAPITAL LAND	39,660,000	972,300,121	4.08	148,256,180	3,698,514,913	4.01
02389	BJ ENT M&H	95,670,000	2,274,284,421	4.21	46,024,500	1,090,310,033	4.22
00371	BJ ENT WATER	599,280,000	4,566,973,750	13.12	3,604,484,940	27,755,016,274	12.99
01803	BJ SPORTS & ENT	2,297,500	626,165,342	0.37	5,007,475	1,287,240,000	0.39
00963	BLOOMAGE BIOTEC	4,467,500	147,738,750	3.02	59,869,200	2,011,621,969	2.98
03121	BMO AP REAL EST	55,600	1,679,450	3.31	580,560	17,154,304	3.38
03145	BMO ASIA HIGHDV	57,200	12,328,167	0.46	557,902	105,116,498	0.53
03141	BMO ASIA IGBOND	143,000	16,602,324	0.86	2,222,170	256,613,442	0.87
03165	BMO EU QLTQ HDG	48,000	17,042,550	0.28	472,200	176,092,635	0.27
03143	BMO HK BANKS	465,000	3,536,550	13.15	4,314,692	29,941,415	14.41
03160	BMO JAPAN HDG	363,200	18,142,527	2.00	3,705,256	182,249,776	2.03
03086	BMO NASDAQ100	74,600	7,082,712	1.05	852,116	84,172,240	1.01
02588	BOC AVIATION	6,859,700	161,863,800	4.24	282,983,380	6,649,410,632	4.26
02388	BOC HONG KONG	333,929,436	2,869,090,379	11.64	11,631,137,181	102,326,893,313	11.37
03329	BOCOM INTL	1,049,000	488,243,269	0.21	2,671,640	1,258,172,919	0.21
00710	BOE VARITRONIX	3,425,000	274,847,385	1.25	20,165,420	1,380,957,727	1.46
01685	BOER POWER	11,576,000	246,362,587	4.70	33,014,860	651,964,968	5.06
02832	BOSERA FA50	40,600	461,500	8.80	254,445	3,012,266	8.45
82832	BOSERA FA50-R	16,000	337,300	4.74	107,532	2,055,280	5.23
03998	BOSIDENG	16,592,000	1,090,382,158	1.52	11,220,640	711,808,960	1.58
00434	BOYAA	20,025,000	560,038,670	3.58	75,210,980	2,137,557,290	3.52
03866	BQD	7,000	105,053,923	0.01	45,715	512,158,382	0.01
01428	BRIGHT SMART	51,848,000	1,609,859,111	3.22	129,946,500	4,107,894,873	3.16
00933	BRIGHTOIL	57,082,000	523,607,078	10.90	114,539,000	1,160,681,326	9.87
01114	BRILLIANCE CHI	492,576,000	4,195,397,613	11.74	8,096,694,360	70,861,237,725	11.43
01211	BYD COMPANY	304,521,000	1,723,606,102	17.67	18,156,428,125	101,625,459,688	17.87
00285	BYD ELECTRONIC	422,386,500	2,766,710,093	15.27	6,595,671,690	45,049,254,096	14.64
01224	C C LAND	33,671,000	334,667,217	10.06	64,944,230	647,428,466	10.03
00721	C FIN INT INV	85,780,000	2,380,365,390	3.60	29,085,360	722,764,828	4.02
00605	C FIN SERVICES	2,000	492,016,742	0.00	1,400	343,027,032	0.00
01004	C SMARTERENERGY	1,596,000	2,875,739,640	0.06	1,021,640	2,053,308,186	0.05
00658	C TRANSMISSION	89,619,000	1,368,867,868	6.55	804,494,060	12,255,488,378	6.56
01028	C.BANNER	4,331,000	263,471,332	1.64	12,427,010	724,471,577	1.72
00043	C.P. POKPHAND	55,174,000	2,034,754,851	2.71	36,680,720	1,427,245,853	2.57

Short selling transactions by designated stock, 2017 (continued)

Stock code	Name	Short selling turnover* (shares)	Total turnover (shares)	% of total	Short selling Value (HK\$)	Total turnover Value (HK\$)	% of total
00341	CAFE DE CORAL H	9,342,000	107,066,578	8.73	225,846,500	2,643,838,144	8.54
01848	CALC	15,114,000	349,577,885	4.32	131,891,405	3,194,588,275	4.13
03180	CAM CES A80	12,600	353,800	3.56	171,252	5,154,092	3.32
83180	CAM CES A80-R	2,000	324,702	0.62	24,041	4,691,674	0.51
03188	CAM CSI300	688,735,400	2,176,230,411	31.65	30,298,326,790	95,812,762,664	31.62
83188	CAM CSI300-R	23,482,600	69,070,680	34.00	1,025,817,138	3,033,572,667	33.82
02662	CAMSING INTL	2,164,000	426,018,128	0.51	11,885,900	1,729,934,510	0.69
01381	CANVEST ENV	62,965,000	856,065,360	7.36	268,175,270	3,664,994,987	7.32
03989	CAPITAL ENV	38,930,000	3,087,537,586	1.26	10,126,338	955,077,912	1.06
00699	CAR INC	136,828,000	1,239,275,893	11.04	992,775,280	8,864,741,072	11.20
00996	CARNIVAL GROUP	375,010,000	4,386,669,356	8.55	207,278,900	2,505,864,583	8.27
00293	CATHAY PAC AIR	338,378,000	1,898,751,163	17.82	3,916,345,320	22,155,910,512	17.68
01375	CC SECURITIES	85,812,000	902,394,530	9.51	341,016,930	3,557,184,975	9.59
00939	CCB	11,036,412,078	70,074,074,091	15.75	71,150,658,323	454,316,419,248	15.66
00261	CCT LAND	1,440,000	32,633,242,660	0.00	15,840	332,625,225	0.00
01606	CDB LEASING	2,000	53,415,561	0.00	3,620	96,877,429	0.00
00085	CE HUADA TECH	9,942,000	1,076,099,339	0.92	15,433,580	1,574,850,765	0.98
06818	CEB BANK	292,710,000	3,090,899,456	9.47	1,081,481,500	11,463,534,171	9.43
01257	CEB GREENTECH	5,591,000	454,989,417	1.23	38,480,770	2,789,299,182	1.38
01520	CEFC FIN INV	954,000	2,343,903,200	0.04	1,062,720	2,437,540,824	0.04
00832	CENTRAL CHINA	35,207,000	876,592,775	4.02	107,913,270	2,395,762,127	4.50
00798	CEOVU	20,728,000	1,693,252,580	1.22	15,144,600	1,263,397,329	1.20
01811	CGN NEW ENERGY	47,544,000	1,181,704,677	4.02	55,575,540	1,378,502,781	4.03
01816	CGN POWER	1,295,649,161	11,168,157,442	11.60	2,874,899,073	25,124,950,999	11.44
06881	CGS	481,075,000	5,227,223,945	9.20	3,344,454,735	36,729,232,661	9.11
00633	CH ALL ACCESS	8,010,000	204,518,919	3.92	18,692,140	465,336,985	4.02
03966	CH BAOFENG INTL	2,000	35,326,389	0.01	9,800	161,858,002	0.01
00039	CH BEIDAHUANG	30,920,000	1,691,773,505	1.83	12,335,520	658,718,874	1.87
03996	CH ENERGY ENG	7,282,000	533,697,816	1.36	10,516,320	768,777,844	1.37
01117	CH MODERN D	143,123,000	1,318,291,212	10.86	238,224,450	2,337,429,171	10.19
00081	CH OVS G OCEANS	85,227,000	1,499,796,132	5.68	362,918,300	6,609,394,573	5.49
00139	CH SOFT POWER	48,524,000	17,974,553,758	0.27	10,185,770	3,063,406,397	0.33
01573	CH UNIENERGY	374,000	152,283,200	0.25	3,328,560	900,169,776	0.37
02600	CHALCO	1,375,744,000	10,309,068,043	13.34	6,895,308,060	52,757,779,986	13.07
02778	CHAMPION REIT	85,419,000	1,326,166,403	6.44	441,921,250	7,058,753,335	6.26
00951	CHAOWEI POWER	163,866,000	1,061,762,262	15.43	733,165,600	5,000,815,488	14.66
01812	CHENMING PAPER	41,137,000	636,004,876	6.47	498,413,725	7,270,116,005	6.86
00025	CHEVALIER INT'L	16,000	13,009,018	0.12	197,160	175,471,948	0.11
00978	CHI MER LAND	42,664,000	1,813,133,215	2.35	65,506,620	2,727,207,908	2.40
00651	CHI OCEAN IND	308,755,000	17,132,557,868	1.80	44,796,325	2,155,202,454	2.08
00815	CHI SILVER GP	56,042,000	1,302,504,244	4.30	105,496,020	2,522,088,031	4.18
00976	CHIHU ENV	39,040,000	652,092,982	5.99	164,449,600	2,702,418,274	6.09
00031	CHINA AEROSPACE	27,154,000	1,375,314,096	1.97	27,224,620	1,396,405,839	1.95
00606	CHINA AGRI	78,386,000	2,324,306,634	3.37	285,000,190	8,488,465,035	3.36
01566	CHINA ANIMATION	19,407,000	400,817,306	4.84	60,592,180	1,275,180,670	4.75
03883	CHINA AOYUAN	140,077,000	3,110,269,317	4.50	564,521,330	11,435,169,302	4.94
00164	CHINA BAOLI TEC	193,350,000	5,182,847,501	3.73	36,666,925	939,409,091	3.90
03983	CHINA BLUECHEM	113,190,000	1,730,509,655	6.54	269,021,760	4,082,781,696	6.59
00217	CHINA CHENGTONG	9,666,000	759,223,548	1.27	4,991,430	390,332,659	1.28
01359	CHINA CINDA	1,236,768,376	13,724,631,199	9.01	3,744,722,197	41,380,565,946	9.05
01898	CHINA COAL	650,467,000	4,219,629,659	15.42	2,494,035,060	16,124,942,844	15.47
01800	CHINA COMM CONS	512,952,635	5,887,233,930	8.71	5,208,740,520	59,266,710,409	8.79
03969	CHINA CRSC	33,992,000	631,275,932	5.38	203,960,390	3,789,943,374	5.38
03818	CHINA DONGXIANG	184,524,000	2,122,136,792	8.70	275,628,270	3,145,795,625	8.76
00670	CHINA EAST AIR	439,178,000	3,416,082,772	12.86	1,900,929,240	14,980,995,631	12.69
00257	CHINA EB INT'L	478,319,000	2,357,521,618	20.29	4,923,368,650	24,228,754,486	20.32
00165	CHINA EB LTD	87,974,000	883,237,790	9.96	1,520,596,160	15,146,056,010	10.04
01185	CHINA ENERGINE	8,454,000	944,446,615	0.90	4,116,190	566,307,588	0.73
00875	CHINA FIN INV	1,060,000	34,909,355,225	0.00	40,920	2,019,820,856	0.00
00506	CHINA FOODS	184,152,000	1,742,584,227	10.57	736,627,620	6,878,143,348	10.71
00384	CHINA GAS HOLD	254,947,800	1,440,805,430	17.69	4,463,330,890	25,149,781,311	17.75
01282	CHINA GOLDJOY	272,596,000	4,935,719,097	5.52	157,013,020	2,940,869,038	5.34
00904	CHINA GREEN	17,104,000	32,192,155,097	0.05	2,527,272	1,964,534,976	0.13
03788	CHINA HANKING	1,236,000	475,597,581	0.26	1,449,620	580,103,119	0.25
02323	CHINA HKBRIDGE	136,000	134,252,085	0.10	336,060	340,769,507	0.10
02799	CHINA HUARONG	829,845,000	8,306,334,638	9.99	2,782,385,610	28,666,962,182	9.71
01027	CHINA JICHENG	13,130,000	64,547,387,724	0.02	1,084,520	1,648,221,023	0.07
00817	CHINA JINMAO	602,404,000	5,185,747,630	11.62	2,039,954,740	17,511,483,199	11.65
02128	CHINA LESSO	41,320,000	846,687,020	4.88	234,460,720	4,844,272,230	4.84
02628	CHINA LIFE	1,645,328,500	11,089,426,046	14.84	40,320,964,625	271,971,772,597	14.83
01234	CHINA LILANG	8,767,000	250,721,266	3.50	48,750,340	1,383,101,704	3.52
00772	CHINA LIT	1,754,800	348,335,380	0.50	141,427,900	33,589,103,926	0.42
00931	CHINA LNG	387,328,000	8,260,821,058	4.69	115,283,300	2,052,314,336	5.62
00916	CHINA LONGYUAN	486,720,000	3,496,071,110	13.92	2,880,987,140	20,962,878,467	13.74
01371	CHINA LOTSYN	197,080,000	8,305,901,699	2.37	40,327,780	1,672,951,067	2.41
00383	CHINA MED&HCARE	10,560,000	545,921,522	1.93	3,432,350	178,161,480	1.93
00144	CHINA MER PORT	121,582,000	1,177,158,800	10.33	2,768,396,620	26,621,143,670	10.40
00133	CHINA MERCHANTS	626,000	50,782,557	1.23	7,443,760	628,638,604	1.18
00941	CHINA MOBILE	281,771,484	3,658,235,037	7.70	23,520,950,010	305,028,952,613	7.71
00026	CHINA MOTOR BUS	6,800	2,900,388	0.23	728,480	310,018,302	0.23
00715	CHINA OCEANWIDE	55,580,000	1,305,514,599	4.26	36,763,700	890,718,211	4.13
00603	CHINA OIL & GAS	6,720,000	1,279,827,059	0.53	3,835,600	746,213,100	0.51
02883	CHINA OILFIELD	474,720,000	3,259,018,723	14.57	3,387,631,160	23,451,413,182	14.45
00581	CHINA ORIENTAL	40,824,000	1,719,541,413	2.37	229,240,640	7,587,799,736	3.02
00688	CHINA OVERSEAS	781,941,300	5,270,003,772	14.84	19,217,539,335	128,784,224,045	14.92
02669	CHINA OVS PPT	103,735,000	3,555,630,731	2.92	164,544,250	5,886,726,337	2.80

Short selling transactions by designated stock, 2017 (continued)

Stock code	Name	Short selling turnover* (shares)	Total turnover (shares)	% of total	Short selling Value (HK\$)	Total turnover Value (HK\$)	% of total
02380	CHINA POWER	895,196,000	6,011,413,617	14.89	2,277,471,730	15,731,932,054	14.48
01186	CHINA RAIL CONS	331,011,000	2,495,656,700	13.26	3,426,638,735	26,002,782,591	13.18
00390	CHINA RAILWAY	562,435,010	4,681,188,791	12.01	3,628,598,889	30,392,309,951	11.94
01508	CHINA RE	179,479,000	2,675,334,194	6.71	319,786,590	4,775,298,027	6.70
00291	CHINA RES BEER	132,558,000	1,275,394,758	10.39	2,727,207,860	25,673,442,575	10.62
01193	CHINA RES GAS	128,518,000	902,352,984	14.24	3,334,776,800	23,983,895,112	13.90
01109	CHINA RES LAND	661,143,276	3,132,303,821	21.11	14,993,501,364	70,054,001,642	21.40
00836	CHINA RES POWER	159,592,000	1,695,556,646	9.41	2,314,851,360	24,669,707,171	9.38
02198	CHINA SANJIANG	13,640,000	1,028,205,860	1.33	40,564,760	2,868,412,584	1.41
01966	CHINA SCE PPT	116,250,000	3,596,426,697	3.23	416,563,690	12,528,931,809	3.32
00412	CHINA SDHS FIN	38,610,000	3,645,560,300	1.06	15,346,020	1,287,746,307	1.19
01432	CHINA SHENGMU	49,372,000	558,278,015	8.84	76,028,630	920,042,245	8.26
01088	CHINA SHENHUA	562,177,008	5,476,479,917	10.27	10,274,347,995	100,843,162,157	10.19
08325	CHINA SMARTPAY	4,910,000	679,081,443	0.72	6,839,000	804,043,358	0.85
01055	CHINA SOUTH AIR	515,536,000	4,499,508,994	11.46	3,021,416,740	26,553,935,086	11.38
03311	CHINA STATE CON	295,163,499	2,049,248,231	14.40	3,539,009,189	25,080,423,344	14.11
00235	CHINA STRATEGIC	222,610,000	3,714,864,450	5.99	28,640,700	463,652,081	6.18
00956	CHINA SUNTINI	25,657,000	2,456,851,914	1.04	46,333,940	4,325,189,978	1.07
00966	CHINA TAIPING	222,616,000	2,347,470,009	9.48	5,026,213,418	54,488,518,447	9.22
00728	CHINA TELECOM	1,614,583,690	13,431,180,419	12.02	6,175,980,947	51,138,484,499	12.08
01332	CHINA TOUYUN	17,630,000	1,596,311,368	1.10	7,137,360	625,890,592	1.14
00308	CHINA TRAVEL HK	141,668,000	2,603,306,832	5.44	331,400,740	6,423,254,610	5.16
08265	CHINA TRUSTFUL	5,696,000	227,146,223	2.51	18,456,560	739,346,326	2.50
00762	CHINA UNICOM	2,151,072,451	11,159,277,752	19.28	23,337,886,971	120,291,700,180	19.40
02202	CHINA VANKE	190,208,300	2,657,640,191	7.16	4,485,095,632	62,848,480,319	7.14
06166	CHINA VAST	1,091,000	383,917,304	0.28	2,895,100	1,275,686,027	0.23
00855	CHINA WATER	97,334,000	1,188,331,859	8.19	536,290,880	6,441,992,960	8.32
01333	CHINA ZHONGWANG	95,102,000	1,657,746,554	5.74	366,642,780	6,441,533,244	5.69
00552	CHINACOMSERVICE	133,962,000	2,160,688,738	6.20	636,650,940	10,313,084,196	6.17
02099	CHINAGOLDINTL	7,430,800	172,717,119	4.30	101,596,698	2,342,503,779	4.34
00512	CHINAGRANDPHARM	2,884,000	468,766,392	0.62	6,783,760	1,129,603,920	0.60
01378	CHINAHONGQIAO	85,428,500	1,301,302,440	6.56	671,932,870	11,524,860,216	5.83
01278	CHINANEWTON	137,500	486,636,064	0.03	49,898	186,221,473	0.03
01313	CHINARES CEMENT	211,510,000	3,718,660,348	5.69	907,322,220	16,432,890,533	5.52
03320	CHINARES PHARMA	175,064,000	1,618,010,677	10.82	1,729,663,190	15,426,111,432	11.21
00354	CHINASOFT INT'L	271,170,000	3,844,227,399	7.05	1,209,044,600	16,888,006,161	7.16
01668	CHINASOUTHCITY	397,034,000	7,344,547,241	5.41	732,678,780	13,663,977,242	5.36
00127	CHINESE EST H	15,138,000	592,339,039	2.56	194,246,810	7,912,997,274	2.45
01111	CHONG HING BANK	263,000	30,849,361	0.85	4,312,220	502,912,748	0.86
01053	CHONGQING IRON	21,328,000	879,615,420	2.42	33,137,840	1,356,974,058	2.44
02722	CHONGQING M&E	128,000	551,594,860	0.02	113,900	531,216,863	0.02
08207	CHONGSING HLDGS	213,420,000	9,579,059,930	2.23	217,353,400	9,926,473,590	2.19
00116	CHOW SANG SANG	4,925,000	94,883,901	5.19	89,387,030	1,675,597,819	5.33
01929	CHOW TAI FOOK	83,128,200	1,189,104,122	6.99	670,036,370	9,614,687,939	6.97
03908	CICC	96,294,400	1,658,503,022	5.81	1,464,753,288	24,808,388,845	5.90
00884	CIFI HOLD GP	467,962,000	5,059,581,445	9.25	1,789,098,100	19,216,848,627	9.31
02039	CIMC	15,551,700	407,231,165	3.82	220,417,038	5,744,512,627	3.84
03899	CIMC ENRIC	94,646,000	1,106,007,158	8.56	469,046,240	5,530,269,770	8.48
00267	CITIC	325,298,577	2,195,287,380	14.82	3,807,144,292	25,463,532,724	14.95
00998	CITIC BANK	1,720,163,459	13,275,240,445	12.96	8,657,194,379	67,423,863,979	12.84
01205	CITIC RESOURCES	46,294,000	1,259,886,176	3.67	43,333,220	1,215,729,354	3.56
06030	CITIC SEC	390,572,995	3,230,523,628	12.09	6,533,384,516	54,110,185,422	12.07
01883	CITIC TELECOM	34,558,000	984,605,143	3.51	81,811,670	2,320,914,801	3.52
00256	CITYCHAMP	32,272,000	784,706,553	4.11	56,399,020	1,381,780,122	4.08
01113	CK ASSET	128,439,144	1,530,025,017	8.39	7,669,423,724	91,329,503,500	8.40
00001	CKH HOLDINGS	138,573,920	1,195,668,668	11.59	13,616,427,609	117,294,520,264	11.61
01038	CKI HOLDINGS	75,436,500	530,055,609	14.23	4,962,775,300	35,090,143,946	14.14
00775	CKLIFE SCIENCES	3,042,000	911,812,507	0.33	1,937,740	590,393,618	0.33
00100	CLEAR MEDIA	13,000	35,870,143	0.04	115,220	311,134,481	0.04
00002	CLP HOLDINGS	97,030,500	584,602,731	16.60	7,788,384,525	46,987,110,248	16.58
03968	CM BANK	1,001,743,371	5,266,051,849	19.02	25,584,335,993	133,131,720,429	19.22
00726	CM DRAWIN TECH	4,060,000	1,577,731,248	0.26	996,200	390,362,400	0.26
01141	CMBC CAPITAL	681,680,000	14,383,516,089	4.74	332,777,060	6,236,019,292	5.34
01829	CMEC	57,208,000	1,152,668,101	4.96	300,620,090	6,142,499,775	4.89
03993	CMOC	1,504,665,000	18,224,126,459	8.26	5,804,660,850	68,645,695,066	8.46
01636	CMRU	10,092,000	479,979,992	2.10	30,827,320	1,487,804,705	2.07
00867	CMS	131,748,000	1,117,510,822	11.79	1,836,560,220	15,583,167,975	11.79
06099	CMSC	23,599,600	496,401,603	4.75	291,727,284	6,129,391,876	4.76
00245	CN MINSHENG FIN	113,810,000	1,966,546,983	5.79	59,383,100	984,931,603	6.03
03323	CNBM	1,400,301,200	9,420,773,148	14.86	7,686,795,886	51,575,436,767	14.90
01589	CNLP	44,188,000	472,103,104	9.36	122,489,440	1,348,823,527	9.08
00883	CNOOC	2,182,360,566	17,634,079,883	12.38	21,040,652,086	167,667,927,821	12.55
01610	COFCO MEAT	28,358,000	1,118,258,198	2.54	44,112,730	1,845,072,492	2.39
00906	COFCO PACKAGING	30,341,000	547,628,503	5.54	160,624,800	2,712,598,893	5.92
00400	COGOBUY	49,097,000	2,147,533,931	2.29	348,246,100	12,167,681,776	2.86
01778	COLOUR LIFE	20,183,000	320,974,704	6.29	100,163,230	1,586,114,230	6.32
02342	COMBA	101,134,000	2,116,604,042	4.78	145,286,000	2,982,781,918	4.87
00317	COMEC	43,580,000	483,489,645	9.01	625,085,280	7,037,928,708	8.88
00914	CONCH CEMENT	667,315,900	2,705,718,388	24.66	19,113,116,375	78,193,169,799	24.44
00586	CONCH VENTURE	53,764,500	779,863,356	6.89	815,599,610	12,091,415,122	6.75
00182	CONCORD NE	96,420,000	4,729,944,450	2.04	36,719,800	1,740,738,269	2.11
01681	CONSUM PHARMA	5,145,000	280,441,820	1.83	34,423,080	1,695,768,711	2.03
01019	CONVOY	498,054,000	15,573,063,867	3.20	93,701,652	3,055,520,652	3.07
02369	COOLPAD GROUP	120,340,000	1,508,667,541	7.98	89,371,920	1,174,895,775	7.61
00707	CO-PROSPERITY	13,098,000	10,423,834,779	0.13	4,879,670	2,809,465,185	0.17
02866	COSCO SHIP DEV	337,568,000	5,096,506,355	6.62	581,290,130	8,988,233,703	6.47

Short selling transactions by designated stock, 2017 (continued)

Stock code	Name	Short selling turnover* (shares)	Total turnover (shares)	% of total	Short selling Value (HK\$)	Total turnover Value (HK\$)	% of total
01138	COSCO SHIP ENGY	113,146,000	1,651,154,172	6.85	492,558,420	7,312,854,273	6.74
01919	COSCO SHIP HOLD	558,458,000	5,621,945,470	9.93	2,269,833,415	22,921,093,878	9.90
00517	COSCO SHIP INTL	13,052,000	304,819,994	4.28	43,748,420	1,003,468,322	4.36
01199	COSCO SHIP PORT	117,404,000	766,637,523	15.31	1,002,523,480	6,597,699,058	15.20
02298	COSMO LADY	110,938,000	843,305,917	13.16	305,861,950	2,253,828,284	13.57
02007	COUNTRY GARDEN	1,863,169,000	10,473,496,599	17.79	16,580,213,620	103,643,874,280	16.00
01415	COWELL	29,043,000	4,532,176,561	0.64	74,307,200	15,290,736,631	0.49
00735	CP CLEAN ENERGY	7,928,000	255,674,109	3.10	36,619,005	1,207,957,576	3.03
02601	CPIC	425,022,744	3,223,321,386	13.19	14,295,065,035	108,567,708,632	13.17
03618	CQRC BANK	153,675,000	2,230,894,370	6.89	816,199,890	11,829,315,759	6.90
00831	CR ASIA	24,000	179,025,640	0.01	92,120	688,824,982	0.01
01786	CRCCE	45,046,000	656,225,354	6.86	130,996,105	1,914,484,902	6.84
08158	CRMI	129,310,000	8,585,755,877	1.51	28,631,065	2,026,480,749	1.41
00032	CROSS-HAR(HOLD)	99,000	27,258,043	0.36	1,219,620	325,941,615	0.37
00727	CROWNICORP	2,488,000	284,983,000	0.87	3,949,780	402,669,286	0.98
01515	CRPHOENIXHEALTH	142,504,500	1,112,319,434	12.81	1,409,183,545	11,243,235,645	12.53
01766	CRRC	653,869,000	5,571,434,753	11.74	4,783,639,610	41,165,755,179	11.62
03898	CRRC TIMES ELEC	104,624,200	655,977,314	15.95	4,425,375,215	27,689,702,955	15.98
00286	CS HEALTH	3,164,000	1,258,552,334	0.25	1,953,700	812,263,301	0.24
06066	CSC	26,281,500	504,532,848	5.21	185,368,855	3,573,377,089	5.19
00497	CSI PROPERTIES	7,040,000	2,440,648,749	0.29	2,618,300	900,677,569	0.29
03129	CSOP 300SMART	24,000	208,600	11.51	327,680	2,950,340	11.11
83129	CSOP 300SMART-R	11,000	82,600	13.32	151,550	1,186,716	12.77
02822	CSOP A50 ETF	3,027,153,040	10,907,015,673	27.75	41,730,518,862	148,124,451,386	28.17
82822	CSOP A50 ETF-R	53,176,520	210,131,626	25.31	668,983,178	2,744,096,325	24.38
03137	CSOP CES A80	17,600	315,344	5.58	620,190	10,506,658	5.90
83137	CSOP CES A80-R	17,000	186,495	9.12	583,757	6,141,277	9.51
03147	CSOP CHINEXT	957,800	89,558,950	1.07	7,380,428	704,524,868	1.05
03149	CSOP MSCI A I	1,000	469,000	0.21	12,500	5,795,740	0.22
83149	CSOP MSCI A I-R	8,000	323,600	2.47	96,241	3,954,625	2.43
03167	CSOP NEW CHINA	32,100	8,265,107	0.39	1,798,826	591,217,344	0.30
01093	CSPC PHARMA	326,666,000	3,697,333,539	8.84	3,976,385,020	44,606,093,016	8.91
00985	CST GROUP	7,144,000	6,837,702,776	0.10	343,704	331,312,683	0.10
01363	CTEG	385,694,000	4,260,879,228	9.05	534,327,560	5,737,632,877	9.31
00521	CWT INT'L	114,060,000	10,553,051,690	1.08	35,715,620	3,655,057,994	0.98
02016	CZBANK	262,000	254,125,940	0.10	1,102,190	1,070,286,162	0.10
01090	DA MING INT'L	56,000	146,634,005	0.04	189,120	507,865,386	0.04
00440	DAH SING	4,771,600	106,727,756	4.47	275,793,600	6,115,832,197	4.51
02356	DAHSHING BANKING	12,838,400	211,744,429	6.06	212,468,424	3,456,282,752	6.15
03799	DALI FOODS	193,087,000	2,307,955,369	8.37	938,155,435	12,011,458,758	7.81
02880	DALIAN PORT	30,074,000	1,074,621,394	2.80	43,190,540	1,563,533,722	2.76
00915	DAOHE GLOBAL	6,255,000	1,064,554,251	0.59	16,179,040	5,669,669,866	0.29
01103	DASHENG AGR FIN	166,296,000	15,944,243,581	1.04	116,733,280	11,330,890,436	1.03
00991	DATANG POWER	271,824,000	4,594,727,220	5.92	667,779,940	11,325,320,880	5.90
01798	DATANG RENEW	22,703,000	622,672,775	3.65	17,897,690	543,729,138	3.29
02348	DAWNRAYS PHARMA	4,027,000	105,020,542	3.83	18,995,180	485,302,037	3.91
03007	DBFXIC50	4,000	164,630	2.43	1,024,800	43,268,408	2.37
03048	DBMSCIBRAZIL	1,500	718,552	0.21	53,425	23,822,180	0.22
03055	DBMSCICHINA	2,650	34,950	7.58	369,525	4,233,160	8.73
03065	DBMSCISG	5,000	345,300	1.45	53,500	3,625,680	1.48
00861	DC HOLDINGS	155,169,000	1,014,798,770	15.29	883,555,950	5,956,972,056	14.83
01828	DCH HOLDINGS	28,672,000	695,579,316	4.12	104,037,790	2,527,780,385	4.12
03958	DFZQ	21,326,000	696,239,127	3.06	167,677,432	5,549,900,185	3.02
06878	DIFFER GROUP	16,036,000	2,111,549,714	0.76	12,927,160	1,397,657,255	0.92
00547	DIGITAL DOMAIN	757,180,000	12,586,951,929	6.02	203,639,890	3,652,979,910	5.57
00508	DINGYI GP INV	28,685,000	4,719,393,489	0.61	21,511,775	3,509,834,405	0.61
01072	DONGFANG ELEC	36,694,800	437,669,812	8.38	270,135,276	3,304,438,889	8.17
00489	DONGFENG GROUP	632,318,400	4,017,825,569	15.74	5,970,726,905	37,602,734,522	15.88
00895	DONGJIANG ENV	16,675,200	197,702,514	8.43	202,176,084	2,411,557,167	8.38
00189	DONGYUE GROUP	6,670,000	1,927,004,614	0.35	33,482,930	7,949,059,408	0.42
01330	DYNAGREEN ENV	9,831,000	542,528,624	1.81	40,848,080	2,275,406,702	1.80
06889	DYNAM JAPAN	3,643,400	95,982,357	3.80	49,013,688	1,284,267,459	3.82
01635	DZUG	157,000	190,739,000	0.08	559,700	692,655,740	0.08
06178	EB SECURITIES	11,449,600	166,115,451	6.89	124,646,522	1,816,868,228	6.86
03120	EFUND CES 120	12,700	87,900	14.45	174,832	1,317,394	13.27
83120	EFUND CES 120-R	3,000	54,888	5.47	36,019	813,029	4.43
03100	EFUND CSI100	24,000	543,700	4.41	1,159,450	22,049,901	5.26
83100	EFUND CSI100-R	11,900	706,398	1.68	489,342	29,133,317	1.68
00717	EMPEROR CAPITAL	29,988,000	3,313,340,812	0.91	19,758,060	2,240,271,166	0.88
00163	EMPEROR INT'L	8,682,000	473,172,062	1.83	21,856,380	1,191,598,766	1.83
00887	EMPEROR WATCH&J	180,000	976,697,722	0.02	69,250	338,184,963	0.02
00622	ENERCHINA HOLD	341,163,600	6,497,828,730	5.25	82,571,448	1,543,559,766	5.35
02688	ENN ENERGY	143,594,000	769,935,349	18.65	6,876,547,650	35,780,640,918	19.22
00330	ESPRIT HOLDINGS	216,822,400	1,435,897,569	15.10	1,001,067,705	6,834,376,894	14.65
01061	ESSEX BIO-TECH	29,000	60,950,972	0.05	135,930	274,851,157	0.05
00838	EVA HOLDINGS	176,000	894,314,943	0.02	202,500	1,030,559,085	0.02
00202	EVERCHINA INT'L	12,070,000	1,227,656,071	0.98	3,551,825	294,059,594	1.21
00708	EVERG HEALTH	26,380,000	2,323,855,763	1.14	69,638,500	6,526,471,467	1.07
03333	EVERGRANDE	1,115,493,000	12,498,715,227	8.92	16,625,123,120	190,365,399,954	8.73
03135	F CSOP OIL ETF	3,000	32,783,400	0.01	19,440	233,117,531	0.01
03097	F MR OIL ETF	93,000	7,255,500	1.28	407,450	32,930,657	1.24
03124	F SAM HSIF	600	28,400	2.11	7,400	347,112	2.13
03175	F SAMSUNG OIL	654,200	34,395,132	1.90	7,015,318	368,954,572	1.90
00052	FAIRWOOD HOLD	4,210,000	71,905,041	5.85	132,035,075	2,243,284,328	5.89
01777	FANTASIA	29,499,000	1,701,332,462	1.73	34,910,850	1,990,531,042	1.75
00729	FDG EVEHICLES	727,140,000	12,924,533,356	5.63	251,784,000	4,530,015,539	5.56

Short selling transactions by designated stock, 2017 (continued)

Stock code	Name	Short selling turnover* (shares)	Total turnover (shares)	% of total	Short selling Value (HK\$)	Total turnover Value (HK\$)	% of total
00378	FDG KINETIC	41,738,000	3,557,271,592	1.17	54,565,380	4,637,780,720	1.18
00035	FE CONSORT INTL	7,699,000	379,272,941	2.03	32,102,020	1,553,355,254	2.07
03360	FE HORIZON	92,147,000	714,144,527	12.90	654,424,610	5,062,771,877	12.93
07388	FI CSOP HSCEI	9,085,300	725,232,599	1.25	62,006,985	4,932,451,037	1.26
07300	FI CSOP HSI	73,095,600	1,602,897,899	4.56	454,296,342	10,141,226,774	4.48
07302	FI EFUND YT HSI	1,239,100	40,025,299	3.10	9,875,088	384,410,282	2.57
07362	FI MR HSCEI	11,703,500	157,469,200	7.43	161,186,308	2,180,264,803	7.39
07336	FI MR HSI	11,418,100	133,829,900	8.53	150,092,766	1,790,075,720	8.38
07326	FI SAMSUNGK200	50,400	546,400	9.22	556,744	5,665,788	9.83
07311	FI SAMSUNGTOPIX	146,600	634,200	23.12	1,461,864	6,264,216	23.34
07341	FICAMDXNHSCEI	13,920,100	476,320,910	2.92	101,210,654	3,560,964,844	2.84
07321	FICAMDXNHSI	10,834,500	441,204,300	2.46	76,901,403	3,127,911,102	2.46
07331	FICAMDXNNDQ100	69,300	4,039,899	1.72	838,060	51,655,946	1.62
02038	FIH	211,613,000	2,081,259,108	10.17	537,025,480	5,532,855,398	9.71
00142	FIRST PACIFIC	64,966,000	659,721,252	9.85	381,580,560	3,846,924,051	9.92
00227	FIRST SHANGHAI	496,000	564,827,892	0.09	581,440	631,120,113	0.09
00038	FIRST TRACTOR	30,876,000	411,404,431	7.51	120,201,100	1,723,666,189	6.97
07328	FL2SAMSUNGHSCFI	11,418,400	264,391,000	4.32	62,287,762	1,491,713,640	4.18
07312	FISAMSUNGHSI	5,701,800	131,025,400	4.35	29,149,702	698,565,568	4.17
07288	FL2 CSOP HSCEI	88,709,900	1,614,525,899	5.49	724,800,310	12,901,377,522	5.62
07200	FL2 CSOP HSI	31,550,900	1,444,560,699	2.18	281,818,908	12,367,791,013	2.28
07230	FL2 MR HSCEI	51,506,600	515,690,266	9.99	756,615,151	8,133,244,896	9.30
07231	FL2 MR HSI	31,723,400	451,413,400	7.03	486,048,258	7,605,560,401	6.39
07225	FL2 MR TOPIX	170,400	2,864,000	5.95	2,248,912	37,778,884	5.95
07267	FL2CAMDXNHSCEI	44,961,800	769,528,600	5.84	385,718,147	6,787,931,614	5.68
07221	FL2CAMDXNHSI	23,016,300	546,176,300	4.21	219,804,777	5,129,763,673	4.28
07261	FL2CAMDXNNDQ100	7,900	1,665,800	0.47	144,926	34,404,827	0.42
07202	FL2CSOP NIFTY50	14,100	622,500	2.27	205,650	10,030,688	2.05
07242	FL2EFUND YT HSI	338,000	18,957,500	1.78	2,249,887	127,693,480	1.76
07228	FL2SAMSUNGHSCFI	37,250,000	1,441,561,600	2.58	268,119,976	10,140,309,072	2.64
07205	FL2SAMSUNGHSI	13,757,400	291,475,600	4.72	112,915,178	2,161,617,086	5.22
07255	FL2SAMSUNGTOPIX	107,600	1,236,000	8.71	1,671,948	19,535,532	8.56
01632	FOODWISE HLDG	948,000	532,317,837	0.18	13,688,040	7,511,784,531	0.18
02399	FORDOO	768,000	206,588,111	0.37	5,025,160	1,391,712,640	0.36
00778	FORTUNE REIT	42,758,000	598,870,040	7.14	396,263,540	5,514,372,358	7.19
01039	FORTUNET E-COMM	412,000	777,079,390	0.05	466,660	1,017,381,129	0.05
00656	FOSUN INTL	327,057,000	3,548,596,883	9.22	4,476,258,530	50,665,044,750	8.84
02196	FOSUN PHARMA	86,110,500	576,095,240	14.95	2,840,900,800	18,807,108,704	15.11
00500	FRONTIER SER	11,000	486,052,172	0.00	17,110	693,688,521	0.00
01448	FU SHOU YUAN	31,618,000	744,294,545	4.25	159,456,510	3,865,014,792	4.13
01349	FUDANZHANGJIANG	8,409,000	179,995,775	4.67	44,798,200	891,491,409	5.03
00546	FUFENG GROUP	186,971,000	1,513,068,260	12.36	940,002,710	7,734,149,106	12.15
00607	FULLSHARE	1,476,077,500	9,814,876,135	15.04	4,600,838,050	31,421,318,889	14.64
01030	FUTURE LAND	264,630,000	3,927,184,205	6.74	861,404,080	12,818,645,607	6.72
03606	FUYAO GLASS	71,842,400	422,305,436	17.01	1,963,902,880	11,641,729,645	16.87
02238	GAC GROUP	593,212,000	5,752,052,586	10.31	8,611,663,460	87,090,538,251	9.89
00027	GALAXY ENT	349,928,800	3,425,613,314	10.22	15,582,215,570	157,024,424,468	9.92
00468	GAPACK	21,712,000	752,224,644	2.89	97,194,590	3,494,215,666	2.78
08193	GC PRO SER	1,125,000	13,394,587,200	0.01	716,820	1,267,194,945	0.06
00451	GCL NEWENERGY	329,200,000	7,058,289,919	4.66	158,584,590	3,652,374,514	4.34
03800	GCL-POLY ENERGY	2,975,187,984	37,409,178,948	7.95	3,108,371,338	40,470,439,258	7.68
00175	GEELY AUTO	1,978,223,500	16,406,337,193	12.06	30,249,332,730	265,196,228,754	11.41
00535	GEMDALE PPT	133,372,000	5,921,558,693	2.25	110,157,000	4,550,896,979	2.42
01548	GEMSCRIPT BIO	68,488,000	2,877,885,176	2.38	541,668,860	22,654,753,066	2.39
00678	GENTING HK	612,000	27,728,745	2.21	1,391,950	61,421,634	2.27
00064	GET NICE	20,112,000	4,790,279,775	0.42	6,496,440	1,507,068,490	0.43
01776	GF SEC	86,407,600	889,348,513	9.72	1,410,987,336	14,602,623,661	9.66
03156	GFI MSCI A I	2,000	1,108,600	0.18	17,220	9,571,548	0.18
83156	GFI MSCI A I-R	19,000	1,581,800	1.20	189,041	13,962,865	1.35
00709	GIORDANO INT'L	29,560,000	440,303,484	6.71	123,862,580	1,889,180,091	6.56
00787	GLOBAL BRANDS	407,760,000	8,739,311,075	4.67	334,844,360	7,335,738,644	4.56
00845	GLORIOUS PPT H	43,001,000	940,317,676	4.57	36,205,680	803,068,932	4.51
03308	GOLDEN EAGLE	4,129,000	107,838,186	3.83	43,944,210	1,134,400,942	3.87
00801	GOLDEN MEDITECH	17,932,000	777,613,221	2.31	21,822,280	938,507,082	2.33
01462	GOLD-FIN HLDG	13,344,000	4,271,917,005	0.31	37,285,700	10,604,421,230	0.35
00530	GOLDIN FIN HOLD	34,544,000	2,265,056,900	1.53	116,243,760	7,893,475,070	1.47
00283	GOLDIN PPT	1,018,000	110,835,246	0.92	7,685,520	853,153,583	0.90
03315	GOLDPAC GROUP	725,000	185,244,179	0.39	1,710,620	447,764,142	0.38
02208	GOLDWIND	128,682,800	1,059,821,410	12.14	1,415,121,860	11,894,812,494	11.90
00493	GOME RETAIL	2,416,088,000	25,111,906,636	9.62	2,268,107,100	24,751,120,544	9.16
01086	GOODBABY INTL	51,375,000	605,783,529	8.48	186,702,270	2,300,103,616	8.12
00109	GOODRESOURCES	24,320,000	1,071,984,476	2.27	11,243,850	470,729,019	2.39
01293	GRAND BAOXIN	140,445,500	2,155,969,889	6.51	549,213,090	8,242,869,649	6.66
01551	GRCB	107,000	180,796,997	0.06	565,370	925,329,227	0.06
00041	GREAT EAGLE H	2,992,000	54,491,570	5.49	117,360,100	2,134,819,836	5.50
02333	GREATWALL MOTOR	3,049,955,325	14,684,660,136	20.77	28,578,428,411	138,751,287,050	20.60
01253	GREENLAND BROAD	24,212,000	731,122,036	3.31	38,996,400	1,169,591,533	3.33
00337	GREENLAND HK	69,374,000	1,501,666,372	4.62	197,248,850	4,242,807,349	4.65
03900	GREENTOWN CHINA	256,903,000	1,538,164,696	16.70	2,218,777,810	13,760,828,386	16.12
02869	GREENTOWN SER	97,920,000	1,769,978,344	5.53	400,131,980	7,001,684,343	5.71
01051	G-RESOURCES	128,145,000	6,306,809,967	2.03	16,033,884	782,461,490	2.05
00989	GROUND INTL DEV	5,280,000	586,008,840	0.90	10,097,300	1,134,331,451	0.89
02611	GTJA	7,755,800	442,790,289	1.75	135,638,448	7,353,046,457	1.84
00270	GUANGDONG INV	155,648,000	2,133,068,874	7.30	1,728,227,440	23,252,613,729	7.43
00525	GUANGSHEN RAIL	157,948,000	1,214,613,613	13.00	700,498,520	5,473,122,942	12.80
00053	GUOCO GROUP	42,000	9,554,754	0.44	4,492,450	1,027,799,088	0.44

Short selling transactions by designated stock, 2017 (continued)

Stock code	Name	Short selling turnover* (shares)	Total turnover (shares)	% of total	Short selling Value (HK\$)	Total turnover Value (HK\$)	% of total
01456	GUOLIAN SEC	165,000	136,764,306	0.12	666,970	550,118,913	0.12
02329	GUORUI PPT	13,056,000	422,041,546	3.09	31,541,920	1,033,017,530	3.05
01788	GUOTAI JUNAN I	518,794,000	5,178,901,312	10.02	1,308,403,280	13,216,414,315	9.90
01112	H&H INTL HLDG	23,177,000	347,963,882	6.66	676,515,600	10,041,614,378	6.74
00044	HAECO	151,600	12,247,597	1.24	8,143,500	643,784,504	1.26
02255	HAICHANG HLDG	17,585,000	352,197,953	4.99	31,721,120	627,051,308	5.06
01169	HAIER ELEC	93,654,000	1,205,594,855	7.77	1,833,005,710	23,062,002,044	7.95
01882	HAITIAN INT'L	27,695,000	405,723,160	6.83	564,126,290	8,375,413,011	6.74
00665	HAITONG INT'L	470,878,000	3,966,657,801	11.87	2,154,517,980	18,180,433,534	11.85
06837	HAITONG SEC	378,466,860	2,909,561,245	13.01	4,891,606,293	37,600,057,456	13.01
00010	HANG LUNG GROUP	17,837,000	208,749,831	8.54	536,039,100	6,269,120,532	8.55
00101	HANG LUNG PPT	124,771,000	1,296,923,801	9.62	2,379,575,480	24,779,281,155	9.60
00011	HANG SENG BANK	37,676,815	244,685,375	15.40	6,361,467,823	41,456,042,790	15.35
06826	HAOHAI BIOTEC	105,700	15,558,465	0.68	4,170,515	606,656,942	0.69
06138	HARBIN BANK	1,277,000	352,157,837	0.36	3,073,640	852,089,317	0.36
01133	HARBIN ELECTRIC	19,838,000	788,572,209	2.52	80,691,560	3,208,264,272	2.52
00051	HARBOUR CENTRE	7,000	8,995,786	0.08	101,760	131,298,719	0.08
01509	HARMONICARE	7,331,000	196,733,648	3.73	27,862,170	755,143,825	3.69
03836	HARMONY AUTO	251,034,500	2,717,729,041	9.24	966,567,110	10,763,185,759	8.98
02280	HC INTL	66,317,500	670,905,205	9.88	417,404,985	4,309,358,925	9.69
01558	HEC PHARM	1,409,800	178,265,819	0.79	32,702,650	3,455,214,642	0.95
00012	HENDERSON LAND	100,218,686	803,225,551	12.48	4,937,674,780	39,346,144,286	12.55
01044	HENGAN INT'L	165,990,800	845,055,630	19.64	10,685,911,099	54,816,502,106	19.49
03389	HENGDELI	93,964,000	3,299,660,110	2.85	86,468,560	2,397,659,896	3.61
00136	HENGTEEN NET	2,059,976,000	159,206,105,384	1.29	362,206,948	42,212,100,069	0.86
03118	HGI MSCI CN A	23,000	5,362,464	0.43	357,020	78,893,130	0.45
83118	HGI MSCI CN A-R	36,300	1,937,949	1.87	572,307	29,211,740	1.96
03136	HGI MSCIA50	200	195,200	0.10	3,084	2,793,288	0.11
83136	HGI MSCIA50-R	2,000	186,600	1.07	33,171	2,565,020	1.29
00818	HI SUN TECH	26,607,000	998,029,578	2.67	40,644,030	1,532,189,105	2.65
01623	HILONG	19,692,000	926,310,000	2.13	27,097,550	1,340,540,542	2.02
00921	HISENSE KELON	37,402,000	594,076,563	6.30	379,462,750	5,949,342,187	6.38
00003	HK & CHINA GAS	474,012,847	2,507,607,617	18.90	7,109,346,522	37,764,760,950	18.83
00050	HK FERRY (HOLD)	5,000	17,921,994	0.03	44,910	160,407,821	0.03
00045	HK&S HOTELS	26,209,000	436,087,524	6.01	346,473,490	5,598,569,424	6.19
01310	HKBN	39,285,000	384,063,753	10.23	327,835,705	3,303,356,684	9.92
02638	HKELECTRIC-SS	302,698,000	1,532,608,418	19.75	2,122,410,835	10,701,761,366	19.83
00388	HKEX	124,493,900	1,433,536,964	8.68	26,251,943,650	307,466,890,130	8.54
00687	HKICIM GROUP	1,156,000	428,278,403	0.27	3,683,200	1,468,671,911	0.25
00480	HKR INT'L	5,839,200	259,663,224	2.25	28,896,328	1,279,579,250	2.26
06823	HKT-SS	238,100,000	3,989,017,686	5.97	2,415,847,520	40,304,756,293	5.99
08078	HMV DIGIT CHINA	59,980,000	4,321,817,558	1.39	18,074,880	1,236,670,182	1.46
00958	HN RENEWABLES	881,688,000	6,963,596,703	12.66	2,280,841,100	17,826,407,461	12.79
08137	HONBRIDGE	49,570,000	1,830,560,247	2.71	76,344,980	2,357,994,544	3.24
00196	HONGHUA GROUP	63,495,000	2,066,932,838	3.07	44,889,810	1,526,281,685	2.94
06858	HONMAGOLF	356,000	166,953,817	0.21	2,718,290	1,206,324,102	0.23
02226	HONWORLD GP	1,321,000	97,304,705	1.36	5,297,590	395,983,395	1.34
00054	HOPEWELL HOLD	6,573,500	106,322,386	6.18	192,835,050	3,092,365,779	6.24
00737	HOPEWELL INFR	12,759,000	484,672,745	2.63	57,569,070	2,228,412,807	2.58
00754	HOPSON DEV HOLD	7,822,000	222,268,509	3.52	60,854,560	1,762,129,416	3.45
02200	HOSA INT'L	3,750,000	169,263,630	2.22	9,434,120	400,088,067	2.36
03128	HS AINDTOPETF	158,200	2,678,503	5.91	8,363,480	145,652,683	5.74
83128	HS AINDTOPETF-R	40,000	2,061,100	1.94	1,963,449	99,679,308	1.97
02838	HS FC150 ETF	200	841,977	0.02	40,720	157,780,468	0.03
02828	HS H ETF	461,840,800	2,512,143,879	18.38	50,238,552,520	270,521,942,065	18.57
82828	HS H ETF-R	290,400	1,317,000	22.05	31,315,621	142,123,826	22.03
02833	HS HSI ETF	56,400	16,004,957	0.35	9,447,665	2,416,107,577	0.39
82833	HS HSI ETF-R	11,900	200,200	5.94	2,918,909	47,292,404	6.17
00005	HSBC HOLDINGS	863,693,965	6,027,386,660	14.33	62,033,427,093	431,130,669,083	14.39
00404	HSIN CHONG GP	8,420,000	318,514,734	2.64	3,265,820	122,783,022	2.66
02811	HT CSI300 ETF	7,400	3,642,100	0.20	106,780	54,435,382	0.20
82811	HT CSI300 ETF-R	44,600	533,400	8.36	752,684	9,002,851	8.36
06886	HTSC	167,549,600	1,907,517,941	8.78	2,707,532,816	30,746,727,355	8.81
01347	HUA HONG SEMI	25,277,000	756,451,977	3.34	312,348,000	9,225,690,350	3.39
00336	HUABAO INTL	35,022,000	1,052,575,152	3.33	157,881,150	4,480,378,709	3.52
00816	HUADIAN FUXIN	341,312,000	3,416,694,651	9.99	601,949,460	6,189,429,612	9.73
01071	HUADIAN POWER	276,318,000	3,250,795,932	8.50	923,214,820	10,918,688,071	8.46
00377	HUAJUN HOLD	16,000	331,074,900	0.00	9,920	176,161,689	0.01
00902	HUANENG POWER	876,648,920	7,466,018,358	11.74	4,606,071,668	39,726,285,874	11.59
01003	HUANXI MEDIA	11,470,000	782,971,592	1.46	25,416,800	1,688,360,230	1.51
01101	HUARONG ENERGY	382,000	628,600,045	0.06	167,940	240,047,310	0.07
00993	HUARONG INT FIN	3,723,000	227,266,192	1.64	10,774,110	653,705,373	1.65
02277	HUARONG INV	690,000	941,107,008	0.07	909,500	995,389,956	0.09
00419	HUAYI TENCENT	358,990,000	8,670,483,131	4.14	141,465,900	3,733,705,894	3.79
87001	HUI XIAN REIT	6,574,000	888,808,412	0.74	23,175,892	3,135,716,775	0.74
01303	HUILI RES	488,000	119,270,025	0.41	520,980	111,212,315	0.47
06863	HUIZHAN DAIRY	60,634,000	1,514,342,312	4.00	170,733,435	2,573,388,695	6.63
03698	HUIZHANG BANK	8,711,000	464,083,834	1.88	33,773,720	1,808,124,269	1.87
01280	HUIYIN SMARTCOM	70,000	433,399,361	0.02	51,220	326,269,597	0.02
01886	HUIYUAN JUICE	33,056,500	559,752,899	5.91	85,026,445	1,429,230,333	5.95
00215	HUTCHTEL HK	229,786,000	2,656,401,391	8.65	647,755,900	7,459,200,797	8.68
01188	HYBRID KINETIC	86,110,000	2,986,991,227	2.88	17,080,864	569,762,488	3.00
00014	HYSAN DEV	25,134,000	252,468,026	9.96	940,783,850	9,342,597,978	10.07
00999	I.T	970,000	166,091,760	0.58	3,674,460	599,199,228	0.61
00147	IB SETTLEMENT	11,565,000	2,222,291,176	0.52	12,266,150	2,323,251,412	0.53
01398	ICBC	14,258,747,288	70,604,041,295	20.20	79,405,538,333	389,574,415,575	20.38

Short selling transactions by designated stock, 2017 (continued)

Stock code	Name	Short selling turnover* (shares)	Total turnover (shares)	% of total	Short selling Value (HK\$)	Total turnover Value (HK\$)	% of total
00799	IGG	353,500,000	5,360,762,692	6.59	3,559,467,180	55,845,607,864	6.37
01970	IMAX CHINA	40,381,100	278,923,543	14.48	1,042,858,692	7,797,810,169	13.37
01076	IMPERIAL PAC	249,040,000	15,854,937,940	1.57	33,445,440	2,100,177,464	1.59
08083	INNOVATIONPAY	112,312,000	3,081,799,898	3.64	54,647,500	1,484,816,996	3.68
01833	INTIME	46,956,500	946,515,595	4.96	453,032,850	9,120,041,514	4.97
01029	IRC	41,586,000	7,314,771,694	0.57	12,125,766	2,477,694,172	0.49
02823	ISHARES A50	1,862,368,350	8,159,496,057	22.82	24,182,329,973	105,822,785,969	22.85
82823	ISHARES A50-R	230,600	1,571,050	14.68	3,246,201	22,569,863	14.38
03010	ISHARES AXJ	172,300	60,055,381	0.29	9,228,345	2,829,301,472	0.33
83010	ISHARES AXJ-R	95,500	307,200	31.09	4,876,401	14,670,225	33.24
09010	ISHARES AXJ-U	212,900	18,227,440	1.17	11,076,690	917,589,068	1.21
02801	ISHARES CHINA	480,000	43,745,094	1.10	12,594,300	1,093,524,331	1.15
02802	ISHARES EM ASIA	11,400	3,665,181	0.31	644,820	180,966,043	0.36
02836	ISHARES INDIA	109,400	23,909,955	0.46	2,460,324	514,885,173	0.48
82836	ISHARES INDIA-R	140,000	3,106,400	4.51	2,992,590	67,133,052	4.46
09836	ISHARES INDIA-U	25,000	1,439,720	1.74	496,497	31,686,512	1.57
02846	ISHARESCSI300	180,300	5,241,015	3.44	5,607,405	145,335,015	3.86
82846	ISHARESCSI300-R	35,100	363,000	9.67	904,899	10,612,107	8.53
09846	ISHARESCSI300-U	1,600	68,700	2.33	46,594	2,040,482	2.28
03146	ISHARESDAX	5,000	4,593,905	0.11	54,800	44,804,706	0.12
83146	ISHARESDAX-R	10,000	3,486,400	0.29	108,577	33,655,634	0.32
09146	ISHARESDAX-U	40,000	685,900	5.83	427,882	6,642,268	6.44
03155	ISHARESE50	265,800	5,487,347	4.84	2,659,090	51,795,045	5.13
83155	ISHARESE50-R	40,000	3,198,300	1.25	397,757	29,533,897	1.35
02847	ISHARESE50-U	10,000	2,044,400	0.49	89,900	17,940,633	0.50
09847	ISHARESE50-R	200	253,500	0.08	1,882	2,174,782	0.09
03115	ISHARESHSI	52,600	20,709,641	0.25	5,393,095	1,922,960,566	0.28
09115	ISHARESHSI-U	21,000	9,305,659	0.23	2,218,284	867,128,735	0.26
83170	ISHARESKS200-R	5,000	1,905,300	0.26	57,591	19,520,681	0.30
03074	ISHAREMSCITW	25,000	5,075,651	0.49	234,200	50,667,484	0.46
83074	ISHAREMSCITW-R	15,000	4,427,998	0.34	138,979	44,723,306	0.31
09074	ISHAREMSCITW-U	538,500	7,965,250	6.76	5,425,191	81,181,839	6.68
02834	ISHARESD100	226,700	4,186,900	5.41	2,358,988	45,464,916	5.19
82834	ISHARESD100-R	142,000	846,200	16.78	1,545,467	8,808,024	17.55
09834	ISHARESD100-U	61,400	369,100	16.64	655,110	3,851,490	17.01
00199	ITC PROPERTIES	118,000	116,767,754	0.10	354,490	361,408,240	0.10
01366	JIANGNAN GP	107,934,000	3,508,232,553	3.08	88,892,570	2,688,034,997	3.31
00177	JIANGSU EXPRESS	82,866,000	735,383,489	11.27	934,357,240	8,141,855,997	11.48
00358	JIANGXI COPPER	449,660,000	2,858,212,029	15.73	5,673,602,840	36,490,460,222	15.55
02768	JIAYUAN INTL	29,828,000	1,128,268,519	2.64	146,656,300	5,131,867,067	2.86
02362	JINCHUAN INTL	44,083,000	4,126,870,971	1.07	52,873,190	4,686,470,764	1.13
02006	JINJIANG HOTELS	92,488,000	1,444,674,819	6.40	214,288,580	3,499,743,565	6.12
06139	JINMAO HOTEL-SS	19,500	91,385,292	0.02	83,040	427,400,377	0.02
06122	JIUTAI RCB	1,000	126,561,015	0.00	4,830	623,266,251	0.00
00579	JNCEC	71,690,000	1,262,687,689	5.68	161,628,840	2,874,813,043	5.62
00179	JOHNSON ELEC H	11,627,500	202,130,894	5.75	316,811,560	5,585,277,038	5.67
00207	JOY CITY PPT	89,578,000	2,245,860,115	3.99	111,695,540	2,793,357,803	4.00
03336	JU TENG INTL	54,394,000	758,249,476	7.17	162,032,920	2,255,190,181	7.18
00173	K. WAH INT'L	17,875,000	1,028,080,750	1.74	82,808,930	4,754,321,624	1.74
06136	KANGDA ENV	9,451,000	684,709,953	1.38	17,339,570	1,221,518,414	1.42
00496	KASEN	728,000	660,320,000	0.11	943,240	866,041,083	0.11
01888	KB LAMINATES	79,547,000	1,682,838,039	4.73	918,432,940	18,129,294,220	5.07
00636	KERRY LOG NET	6,851,500	228,143,286	3.00	74,389,535	2,442,694,836	3.05
00683	KERRY PPT	65,311,500	513,586,639	12.72	1,935,815,650	14,892,975,027	13.00
00148	KINGBOARD CHEM	46,226,000	661,871,585	6.98	1,820,220,250	24,184,929,703	7.53
00268	KINGDEE INT'L	450,718,000	4,911,969,058	9.18	1,605,160,820	17,557,071,866	9.14
03888	KINGSOFT	307,261,000	2,362,974,888	13.00	6,328,303,020	48,226,449,033	13.12
01031	KINGSTON FIN	239,826,000	2,596,595,666	9.24	1,270,103,680	12,266,491,659	10.35
03709	KORADIOR	219,000	21,337,638	1.03	1,799,460	172,862,788	1.04
00034	KOWLOON DEV	8,977,000	123,361,991	7.28	72,177,090	1,033,355,319	6.98
00439	KUANGCHI	45,462,000	949,804,767	4.79	136,452,460	2,825,201,741	4.83
00135	KUNLUN ENERGY	1,104,622,280	4,009,897,435	27.55	7,845,091,947	28,480,425,253	27.55
01559	KWAN ON HLDGS	120,000	241,232,020	0.05	160,400	392,095,939	0.04
01813	KWG PROPERTY	366,182,500	3,199,434,164	11.45	2,418,892,585	20,938,406,663	11.55
06116	LA CHAPELLE	3,400	98,601,172	0.00	33,158	859,965,172	0.00
00488	LAI SUN DEV	80,264,100	4,249,030,603	1.89	49,370,487	2,639,432,775	1.87
00191	LAI SUN INT'L	23,000	88,088,335	0.03	355,380	268,881,161	0.13
00582	LANDING INTL	756,965,000	86,350,469,644	0.88	55,227,160	12,632,376,513	0.44
01270	LANGHAM-SS	2,566,500	298,012,773	0.86	8,645,940	993,246,179	0.87
02488	LAUNCH TECH	1,318,000	94,867,259	1.39	13,638,265	942,562,371	1.45
02314	LEE & MAN PAPER	173,237,000	3,086,580,258	5.61	1,403,967,590	24,486,294,965	5.73
00950	LEE'S PHARM	1,410,000	138,297,854	1.02	9,644,415	942,505,344	1.02
03396	LEGENDHOLDING	20,777,700	366,574,987	5.67	492,214,351	8,224,492,020	5.98
00992	LENOVO GROUP	2,341,733,370	14,634,590,578	16.00	11,037,931,106	69,985,135,763	15.77
01089	LEYOU TECH H	85,975,000	2,687,652,649	3.20	143,634,750	4,472,670,231	3.21
00494	LI & FUNG	1,358,530,380	7,857,015,784	17.29	4,675,423,093	27,139,442,207	17.23
08102	LI BAO GE GP	860,000	1,146,552,080	0.08	5,698,050	2,246,267,520	0.25
02331	LI NING	307,931,000	2,615,498,659	11.77	1,722,922,600	14,757,149,248	11.68
00980	LIANHUA	17,532,000	359,541,483	4.88	56,204,600	1,237,169,272	4.54
02136	LIFESTYLE CHI	4,886,500	223,791,995	2.18	12,459,945	533,042,345	2.34
01212	LIFESTYLE INT'L	4,025,000	177,332,002	2.27	42,932,500	1,897,688,845	2.26
01302	LIFETECH SCI	176,682,000	1,644,319,682	10.74	335,274,600	3,127,525,668	10.72
08237	LINK HOLDINGS	102,000	512,762,041	0.02	88,420	426,998,098	0.02
00823	LINK REIT	124,562,500	1,049,091,455	11.87	7,474,114,075	63,242,565,626	11.82
02824	LIPPO HK&M PROP	14,200	201,880	7.03	770,715	12,652,059	6.09
00526	LISI GP HOLD	8,420,000	996,687,120	0.84	9,463,900	1,054,267,699	0.90

Short selling transactions by designated stock, 2017 (continued)

Stock code	Name	Short selling turnover* (shares)	Total turnover (shares)	% of total	Short selling Value (HK\$)	Total turnover Value (HK\$)	% of total
00194	LIU CHONG HING	256,000	38,181,780	0.67	3,268,560	469,180,919	0.70
01513	LIVZON PHARMA	3,873,000	90,827,555	4.26	197,870,515	4,540,465,503	4.36
00973	L'OCCITANE	18,201,750	168,284,196	10.82	275,716,045	2,637,693,036	10.45
03380	LOGAN PPT	258,650,000	2,761,148,427	9.37	1,819,213,860	17,694,188,912	10.28
00960	LONGFOR PPT	217,879,500	1,531,132,726	14.23	3,380,296,030	24,777,905,984	13.64
03339	LONGKING	205,837,000	3,319,462,341	6.20	568,907,030	8,720,789,043	6.52
00988	LOUDONG GN RES	13,473,000	1,681,323,355	0.80	5,170,140	594,452,161	0.87
00590	LUK FOOK HOLD	10,513,000	219,336,168	4.79	288,259,800	6,158,149,785	4.68
08058	LUOXIN PHARMA	316,000	73,755,627	0.43	4,478,120	1,152,709,817	0.39
01108	LUOYANG GLASS	7,940,000	408,119,311	1.95	39,732,920	2,044,192,970	1.94
02186	LUYE PHARMA	364,523,500	3,225,351,103	11.30	1,688,559,870	15,632,284,467	10.80
00095	LVGEM CHINA	17,232,000	741,629,982	2.32	37,132,240	1,680,261,979	2.21
00323	MAANSHAN IRON	637,400,000	6,548,840,603	9.73	2,145,020,600	22,358,318,370	9.59
01680	MACAU LEGEND	109,884,000	1,275,169,880	8.62	151,705,210	1,782,463,871	8.51
08057	MADISON HLDG	4,136,000	354,559,643	1.17	7,725,880	673,974,688	1.15
01389	MAJOR HLDGS	13,968,000	4,764,328,231	0.29	12,342,256	1,908,343,362	0.65
01999	MAN WAH HLDGS	337,270,400	2,817,176,337	11.97	2,297,233,288	18,830,312,848	12.20
00848	MAOYE INT'L	13,704,000	938,896,848	1.46	11,139,740	785,248,772	1.42
01317	MAPLELEAF EDU	111,396,000	1,402,908,768	7.94	762,651,680	9,807,146,191	7.78
00273	MASON GP HOLD	316,080,000	13,798,992,165	2.29	40,514,840	1,699,242,142	2.38
00275	MASTER GLORY GP	141,290,000	11,441,069,735	1.23	23,992,070	1,677,887,835	1.43
01618	MCC	143,333,000	3,102,437,212	4.62	382,858,570	8,559,832,399	4.47
01360	MEGAEXPO HLDG	10,300,000	2,382,750,450	0.43	19,506,150	3,333,526,411	0.59
01357	MEITU	247,000	8,497,373,858	0.00	2,562,630	97,104,128,087	0.00
00200	MELCO INT'L DEV	90,612,000	1,429,248,963	6.34	1,587,988,960	26,083,533,155	6.09
02319	MENGIU DAIRY	323,546,664	2,644,991,275	12.23	5,497,263,416	46,594,691,536	11.80
02282	MGM CHINA	384,134,234	1,747,271,476	21.98	6,601,932,317	30,228,819,754	21.84
00853	MICROPORT	22,060,000	382,305,061	5.77	163,116,130	2,661,457,986	6.13
00222	MIN XIN HOLD	972,000	121,531,710	0.80	5,356,040	686,503,534	0.78
00230	MINMETALS LAND	7,450,000	936,359,263	0.80	9,304,040	1,063,369,346	0.87
01988	MINSHENG BANK	1,624,052,590	9,049,790,389	17.95	12,794,239,079	70,550,368,362	18.13
01569	MINSHENG EDU	11,574,000	3,044,676,563	0.38	18,674,860	4,943,226,946	0.38
00425	MINTH GROUP	108,076,600	915,108,935	11.81	3,736,072,500	31,125,694,210	12.00
00071	MIRAMAR HOTEL	2,829,000	37,330,017	7.58	49,999,960	638,911,334	7.83
01208	MMG	383,936,000	4,043,379,694	9.50	1,208,216,200	13,173,719,584	9.17
03600	MODERN DENTAL	393,000	198,664,034	0.20	1,188,300	541,083,710	0.22
01107	MODERN LAND	2,262,000	624,962,884	0.36	3,589,740	948,742,271	0.38
03153	MR A HEALTH ETF	11,400	670,600	1.70	129,960	7,263,494	1.79
03127	MR CSI300 ETF	6,000	713,700	0.84	89,808	11,090,032	0.81
83127	MR CSI300 ETF-R	2,000	229,000	0.87	26,246	3,346,530	0.78
03110	MR HS HDIVY ETF	170,000	4,967,700	3.42	4,884,185	131,896,330	3.70
02835	MR KOSPI200 ETF	10,000	335,500	2.98	201,000	8,047,895	2.50
03040	MR MSCI CN ETF	138,900	3,819,375	3.64	4,217,985	112,403,570	3.75
00066	MTR CORPORATION	173,179,705	907,061,193	19.09	7,656,385,654	40,163,401,861	19.06
01194	MUNSUN CAPITAL	643,294,000	17,536,818,377	3.67	84,872,824	2,172,228,451	3.91
03918	NAGACORP	124,966,000	1,281,911,783	9.75	573,233,080	5,969,550,471	9.60
00680	NAN HAI CORP	394,750,000	7,831,217,240	5.04	98,805,800	1,994,526,511	4.95
00553	NANJING PANDA	554,000	162,575,548	0.34	3,723,880	853,762,568	0.44
01236	NATIONAL AGRI	17,520,000	266,811,094	6.57	25,150,380	394,082,799	6.38
01518	NC HEALTHCARE	5,500	40,053,354	0.01	47,785	324,417,095	0.01
01336	NCI	246,638,760	1,972,426,547	12.50	11,447,473,425	91,140,881,973	12.56
02689	ND PAPER	442,671,000	4,284,331,314	10.33	4,983,216,730	49,222,041,312	10.12
00777	NETDRAGON	27,649,500	513,072,849	5.39	689,817,910	13,005,927,256	5.30
02001	NEW HIGHER EDU	1,932,000	667,187,755	0.29	8,819,120	2,543,225,056	0.35
00472	NEW SILKROAD	130,000	250,373,939	0.05	151,000	305,935,439	0.05
00299	NEW SPORTS-NEW	208,140,000	15,244,176,086	1.37	14,715,210	768,779,844	1.91
00017	NEW WORLD DEV	413,340,208	4,216,036,581	9.80	4,387,672,321	44,291,968,900	9.91
00342	NEWOCEAN ENERGY	40,632,000	536,065,377	7.58	99,410,780	1,316,587,700	7.55
01316	NEXTEER	155,936,000	1,472,477,917	10.59	2,181,618,360	19,458,065,171	11.21
00433	NORTH MINING	185,740,000	3,993,329,039	4.65	28,961,360	635,756,279	4.56
02326	NPE HOLDINGS	269,340,000	2,311,274,023	11.65	86,814,810	666,326,866	13.03
01011	NT PHARMA	730,000	454,148,725	0.16	1,160,370	821,228,840	0.14
00659	NWS HOLDINGS	44,273,000	409,342,883	10.82	654,900,140	6,034,318,006	10.85
00860	O LUXE HOLD	69,516,000	3,013,187,745	2.31	107,485,320	4,182,110,449	2.57
00952	OCEANWIDE FIN	3,760,000	1,316,077,632	0.29	3,859,200	1,540,057,524	0.25
00877	O-NET TECH GP	75,207,000	1,429,844,958	5.26	351,617,870	7,412,462,254	4.74
00316	OIL	32,334,000	381,715,774	8.47	1,716,271,875	22,822,683,849	7.52
01140	OP FIN INV	6,572,000	604,331,871	1.09	16,368,680	1,477,117,700	1.11
06899	OURGAME	4,690,000	397,693,241	1.18	11,836,050	984,870,914	1.20
02014	OZNER WATER	10,500,000	436,086,423	2.41	20,821,830	891,556,130	2.34
02343	PACIFIC BASIN	660,479,000	6,082,170,936	10.86	1,113,522,410	10,198,123,190	10.92
00543	PACIFIC ONLINE	600,000	169,482,765	0.35	1,137,210	279,002,546	0.41
01382	PACIFIC TEXTILES	41,405,000	408,246,705	10.14	351,521,790	3,470,595,700	10.13
00686	PANDA GREEN	319,246,000	5,733,729,754	5.57	347,383,840	6,125,275,108	5.67
03368	PARKSON GROUP	30,289,000	926,609,533	3.27	30,173,825	987,471,208	3.06
00327	PAX GLOBAL	157,679,000	1,055,723,820	14.94	695,864,690	4,707,115,018	14.78
00008	PCCW	323,450,000	2,550,399,936	12.68	1,473,397,050	11,540,446,998	12.77
00857	PETROCHINA	3,018,436,000	27,141,529,032	11.12	16,070,804,820	145,751,094,296	11.03
02008	PHOENIX TV	6,482,000	280,295,580	2.31	8,170,980	343,540,296	2.38
01339	PICC GROUP	747,302,190	9,124,188,254	8.19	2,718,782,149	32,669,213,023	8.32
02328	PICC P&C	955,086,286	7,142,822,208	13.37	13,105,213,393	96,642,445,992	13.56
00752	PICO FAR EAST	964,000	226,718,872	0.43	3,015,400	684,081,458	0.44
02318	PING AN	2,282,581,928	10,025,522,453	22.77	134,262,379,061	593,140,077,449	22.64
03080	PING AN CGB	1,000	1,000	100.00	120,000	120,000	100.00
01345	PIONEER PHARM	778,000	453,166,476	0.17	2,144,850	1,204,345,814	0.18
03636	POLY CULTURE	1,655,500	71,426,455	2.32	30,972,571	1,322,946,922	2.34

Short selling transactions by designated stock, 2017 (continued)

Stock code	Name	Short selling turnover* (shares)	Total turnover (shares)	% of total	Short selling Value (HK\$)	Total turnover Value (HK\$)	% of total
00119	POLY PROPERTY	175,871,000	3,222,470,783	5.46	632,898,180	11,774,904,188	5.37
03813	POU SHENG INT'L	310,502,000	2,463,198,628	12.61	487,223,990	3,914,312,610	12.45
00006	POWER ASSETS	110,206,534	802,598,868	13.73	7,825,533,245	56,344,472,858	13.89
01238	POWERLONG	39,271,000	1,089,443,793	3.60	138,671,430	3,700,615,925	3.75
01913	PRADA	45,452,200	491,180,779	9.25	1,298,253,290	14,541,972,451	8.93
02803	PREMIA BEDROCK	375,000	14,604,000	2.57	3,125,300	121,819,360	2.57
03173	PREMIA NEW ECON	1,620,000	15,957,200	10.15	13,482,200	132,070,621	10.21
00808	PROSPERITY REIT	14,537,000	412,423,297	3.52	46,415,590	1,345,013,416	3.45
01658	PSBC	491,504,000	5,527,095,084	8.89	2,289,119,240	25,232,955,168	9.07
01358	PW MEDTECH	3,876,000	433,530,741	0.89	7,144,850	773,768,458	0.92
01478	Q TECH	102,507,000	2,951,771,404	3.47	1,330,837,470	37,191,573,193	3.58
03369	QHD PORT	20,820,500	661,727,686	3.15	53,524,965	1,684,900,492	3.18
00911	QIANHAI HEALTH	175,250,000	12,297,179,969	1.43	18,797,700	1,303,516,885	1.44
06198	QINGDAO PORT	17,141,000	452,034,681	3.79	79,963,640	2,113,367,310	3.78
01122	QINGLING MOTORS	1,892,000	198,285,944	0.95	4,893,900	508,186,246	0.96
00243	QPL INT'L	711,000	7,378,338,040	0.01	106,641	1,600,833,938	0.01
02777	R&F PROPERTIES	230,167,600	2,221,316,972	10.36	3,301,715,692	32,635,662,197	10.12
01196	REALORD GROUP	5,884,000	511,834,751	1.15	28,314,300	2,408,714,429	1.18
01622	REDCO PPT	32,988,000	1,375,238,647	2.40	116,036,760	4,517,227,752	2.57
00078	REGAL INT'L	1,300,000	198,126,961	0.66	7,879,880	1,151,480,503	0.68
01881	REGAL REIT	2,252,000	170,595,328	1.32	5,345,730	391,750,649	1.36
02199	REGINA MIRACLE	20,201,000	331,940,783	6.09	130,201,970	2,186,108,017	5.96
01387	RENHE COMM	195,814,000	3,678,114,727	5.32	41,071,950	795,665,065	5.16
00885	RENTIAN TECH	42,810,000	1,989,637,299	2.15	17,922,050	770,628,410	2.33
00555	REXLOT HOLDINGS	50,425,000	14,470,795,681	0.35	5,666,250	1,653,937,328	0.34
00932	RM GROUP	21,536,000	8,767,982,956	0.25	143,080,840	38,885,022,422	0.37
01098	ROAD KING INFRA	5,803,000	308,705,630	1.88	66,998,540	3,335,359,675	2.01
03301	RONSHINECHINA	21,430,000	816,993,244	2.62	158,970,715	6,335,351,933	2.51
01528	RS MACALLINE	21,266,000	493,187,051	4.31	196,642,480	4,489,389,439	4.38
00527	RUIFENG RENEW	4,052,000	660,181,845	0.61	2,854,640	515,020,920	0.55
00486	RUSAL	127,036,000	3,673,187,956	3.46	640,728,810	17,779,443,947	3.60
00178	SA SA INT'L	177,220,000	1,272,602,816	13.93	542,848,800	3,968,957,950	13.68
01910	SAMSONITE	115,221,000	946,289,315	12.18	3,347,176,830	27,839,446,144	12.02
01928	SANDS CHINA LTD	654,025,650	3,790,347,888	17.26	23,470,283,621	135,702,594,700	17.30
00631	SANY INT'L	16,383,000	620,599,221	2.64	25,241,120	892,600,089	2.83
00251	SEA HOLDINGS	2,446,000	48,086,543	5.09	37,551,520	601,699,940	6.24
08127	SEASON PACIFIC	104,000	1,965,596,774	0.01	141,500	1,629,843,354	0.01
01165	SFCE	134,430,000	4,112,148,924	3.27	79,265,220	2,208,594,296	3.59
02727	SH ELECTRIC	522,056,000	4,180,742,306	12.49	1,846,165,240	15,090,514,146	12.23
00563	SH IND URBAN	54,472,000	1,359,163,930	4.01	98,254,080	2,494,021,000	3.94
02607	SH PHARMA	70,939,400	693,452,931	10.23	1,433,882,743	14,200,303,478	10.10
01385	SHANGHAI FUDAN	894,000	57,898,238	1.54	5,360,540	353,345,697	1.52
00363	SHANGHAI IND H	14,034,000	353,978,558	3.96	322,900,100	8,125,064,764	3.97
00338	SHANGHAI PECHEM	356,362,000	3,537,147,266	10.07	1,609,999,780	16,066,475,684	10.02
02345	SHANGHAI PRIME	190,000	505,675,600	0.04	277,060	798,177,984	0.03
00069	SHANGRI-LA ASIA	75,472,000	680,031,746	11.10	1,054,537,160	9,257,155,187	11.39
02066	SHENGJINGBANK	8,019,000	90,537,208	8.86	58,582,885	642,296,211	9.12
00829	SHENGUAN HLDGS	52,000	264,730,232	0.02	31,100	135,213,333	0.02
00218	SHENWANHONGYUAN	15,325,000	282,119,726	5.43	45,983,450	872,772,836	5.27
00152	SHENZHEN INT'L	48,278,000	798,405,648	6.05	674,718,500	10,862,291,538	6.21
00604	SHENZHEN INVEST	182,608,000	3,233,794,447	5.65	639,332,940	11,456,436,729	5.58
00548	SHENZHENEXPRESS	25,198,000	611,912,217	4.12	188,438,360	4,488,067,763	4.20
02313	SHENZHOU INTL	118,864,000	660,287,021	18.00	6,618,075,250	37,841,379,767	17.49
00813	SHIMAO PROPERTY	115,496,500	1,561,720,158	7.40	1,667,337,110	22,680,657,221	7.35
02877	SHINWAY PHARM	9,099,000	175,227,921	5.19	70,566,140	1,382,742,793	5.10
00016	SHK PPT	143,645,270	927,169,132	15.49	17,149,824,936	111,077,626,246	15.44
00697	SHOUGANG INT'L	51,944,000	2,786,244,500	1.86	12,742,328	714,335,391	1.78
00639	SHOUGANG RES	209,664,000	2,817,912,168	7.44	339,507,300	4,605,388,020	7.37
00272	SHUI ON LAND	290,807,500	3,965,445,986	7.33	575,030,500	7,596,256,331	7.57
00242	SHUN TAK HOLD	56,850,000	1,143,871,063	4.97	176,065,600	3,689,790,856	4.77
00107	SICHUAN EXPRESS	17,770,000	412,160,492	4.31	57,409,100	1,322,133,711	4.34
00460	SIHUAN PHARM	770,408,000	6,379,774,563	12.08	2,390,972,860	19,187,138,486	12.46
00171	SILVER GRANT	7,768,000	544,016,790	1.43	9,361,680	653,061,290	1.43
00716	SINGMAS CONT	66,924,000	1,884,823,515	3.55	110,693,460	2,838,494,479	3.90
00750	SINGYES SOLAR	112,925,000	833,562,748	13.55	355,602,740	2,642,250,209	13.46
01177	SINO BIOPHARM	587,388,000	4,826,891,491	12.17	4,407,326,210	38,208,454,185	11.53
01106	SINO HAIJING	3,100,000	10,365,356,787	0.03	550,240	1,938,307,440	0.03
00083	SINO LAND	160,288,000	1,103,161,067	14.53	2,132,993,760	14,714,564,826	14.50
00702	SINO OIL & GAS	55,250,000	5,489,244,274	1.01	9,298,835	896,354,514	1.04
00297	SINOFERT	229,332,000	3,916,194,323	5.86	269,240,440	4,827,700,578	5.58
01168	SINOLINK HOLD	158,072,000	2,588,181,603	6.11	212,198,480	3,480,132,496	6.10
01893	SINOMA	70,097,000	1,828,956,041	3.83	240,597,060	6,608,154,229	3.64
03377	SINO-OCEAN GP	232,976,500	2,905,454,157	8.02	1,033,663,405	13,099,007,730	7.89
00386	SINOPEC CORP	3,415,826,539	21,443,559,273	15.93	20,600,627,490	127,878,517,039	16.11
00934	SINOPEC KANTONS	94,404,000	1,272,955,669	7.42	413,712,480	5,526,925,795	7.49
02386	SINOPEC SEG	143,419,500	1,153,429,770	12.43	983,763,585	8,096,931,359	12.15
01033	SINOPEC SSC	167,206,000	2,499,509,596	6.69	235,822,740	3,495,139,573	6.75
01099	SINOPHARM	142,534,000	1,281,527,678	11.12	4,885,838,440	44,153,921,612	11.07
01297	SINOSOFT TECH	45,928,000	742,430,236	6.19	111,637,400	1,814,069,850	6.15
00598	SINOTRANS	275,565,000	3,611,992,191	7.63	1,014,386,850	13,718,123,455	7.39
00368	SINOTRANS SHIP	172,206,000	1,754,699,385	9.81	354,801,240	3,556,624,974	9.98
03808	SINOTRUK	195,866,500	1,227,745,304	15.95	1,513,321,970	9,592,254,730	15.78
01308	SITC	58,075,000	483,421,190	12.01	391,089,260	3,011,295,333	12.99
00880	SJM HOLDINGS	466,265,000	2,945,250,203	15.83	3,222,471,210	20,367,815,845	15.82
00751	SKYWORTHDIGITAL	502,234,000	3,343,106,703	15.02	2,061,631,680	14,394,575,749	14.32
00315	SMARTONE TELE	72,316,500	346,373,825	20.88	715,330,555	3,482,607,500	20.54

Short selling transactions by designated stock, 2017 (continued)

Stock code	Name	Short selling turnover* (shares)	Total turnover (shares)	% of total	Short selling Value (HK\$)	Total turnover Value (HK\$)	% of total
00198	SMI HOLDINGS	141,968,000	2,140,435,450	6.63	193,338,776	3,294,354,777	5.87
00981	SMIC	1,715,840,000	10,527,409,689	16.30	17,119,941,975	110,657,700,013	15.47
00410	SOHO CHINA	315,628,000	2,623,296,281	12.03	1,393,805,170	11,476,377,468	12.14
01166	SOLARTECH INT'L	16,100,000	5,349,625,696	0.30	9,992,000	2,614,867,492	0.38
00878	SOUNDWILL HOLD	272,500	56,768,326	0.48	4,720,355	1,002,635,259	0.47
02840	SPDR GOLD TRUST	4,090	3,899,453	0.10	3,582,455	3,654,225,540	0.10
03073	SPDR GREATCHINA	400	6,902,000	0.01	12,860	253,968,185	0.01
01426	SPRING REIT	3,553,000	246,978,487	1.44	11,605,760	813,418,146	1.43
01700	SPRINGLAND	1,012,000	447,419,117	0.23	1,579,510	669,975,748	0.24
01207	SRE GROUP	1,858,000	1,757,222,834	0.11	361,476	356,409,165	0.10
02005	SSY GROUP	39,128,000	980,430,593	3.99	145,033,940	3,469,863,051	4.18
02888	STANCHART	51,502,850	488,825,036	10.54	3,914,734,701	37,019,676,104	10.57
01616	STARRISE MEDIA	1,672,000	268,129,570	0.62	1,853,160	262,891,881	0.70
01836	STELLA HOLDINGS	8,599,500	113,616,547	7.57	107,344,570	1,439,600,399	7.46
00102	SUMMIT ASCENT	94,828,000	2,100,758,325	4.51	191,919,180	3,328,969,583	5.77
00086	SUN HUNG KAI CO	2,054,000	201,076,359	1.02	10,619,630	1,025,119,709	1.04
00580	SUN.KING ELEC	7,964,000	868,126,206	0.92	14,115,780	1,517,132,434	0.93
01918	SUNAC	1,208,541,000	7,682,114,032	15.73	23,220,761,810	161,301,096,747	14.40
06808	SUNART RETAIL	393,081,000	2,848,204,864	13.80	2,891,692,145	21,239,580,745	13.61
01383	SUNCITY GROUP	7,790,000	4,267,497,534	0.18	4,910,750	2,378,366,299	0.21
01063	SUNCORP TECH	32,670,000	8,195,819,996	0.40	1,847,700	321,133,649	0.58
08008	SUNEVISION	5,966,000	257,577,191	2.32	30,632,970	1,271,595,758	2.41
00435	SUNLIGHT REIT	4,448,000	217,422,679	2.05	21,651,760	1,092,661,612	1.98
02382	SUNNY OPTICAL	188,554,000	1,965,958,401	9.59	16,490,701,250	174,136,955,778	9.47
02608	SUNSHINE 100	2,745,000	201,489,083	1.36	10,087,720	703,144,695	1.43
00019	SWIRE PACIFIC A	57,078,500	331,734,157	17.21	4,408,984,900	25,555,068,194	17.25
01972	SWIREPROPERTIES	79,811,400	538,012,697	14.83	2,024,214,830	13,733,400,653	14.74
00088	TAI CHEUNG HOLD	215,000	51,121,322	0.42	1,653,940	402,313,517	0.41
00718	TAI UNITED HOLD	5,815,000	902,849,195	0.64	7,578,300	1,288,752,844	0.59
00621	TAUNG GOLD	27,910,000	5,141,479,862	0.54	2,281,140	393,190,429	0.58
01136	TCC INT'L HOLD	17,308,000	1,175,187,061	1.47	56,951,260	3,857,405,434	1.48
01070	TCL MULTIMEDIA	21,510,000	371,131,984	5.80	84,187,660	1,491,334,832	5.65
01206	TECHNOVATOR	26,498,000	494,395,924	5.36	72,119,640	1,298,902,485	5.55
00669	TECHTRONIC IND	100,902,500	926,107,800	10.90	3,462,641,300	32,586,741,029	10.63
00700	TENCENT	530,328,442	5,065,313,988	10.47	161,973,383,925	1,536,795,933,076	10.54
01219	TENWOW INT'L	17,916,000	620,983,373	2.89	31,164,410	1,073,772,346	2.90
02678	TEXHONG TEXTILE	13,995,000	218,045,422	6.42	138,724,030	2,215,495,368	6.26
00321	TEXWINCA HOLD	48,330,000	483,780,508	9.99	226,003,880	2,291,893,231	9.86
00577	THE 13 HOLDINGS	16,987,000	968,419,985	1.75	28,674,095	735,148,494	3.90
00028	TIAN AN	1,400,000	211,337,575	0.66	8,361,610	1,122,422,098	0.74
01600	TIAN LUN GAS	2,029,500	202,379,045	1.00	10,751,415	1,103,992,660	0.97
02118	TIAN SHAN DEV	316,000	26,604,000	1.19	972,160	81,477,120	1.19
01980	TIANGE	86,655,000	1,858,856,835	4.66	491,370,290	10,555,737,135	4.66
00826	TIANGONG INT'L	4,940,000	843,314,293	0.59	4,015,820	765,875,360	0.52
01065	TIANJIN CAPITAL	48,194,000	805,809,581	5.98	242,080,620	3,991,197,555	6.07
00882	TIANJIN DEV	14,040,000	375,085,864	3.74	60,605,180	1,620,726,013	3.74
03382	TIANJINPORT DEV	21,550,000	1,525,347,113	1.41	28,256,020	2,050,797,760	1.38
00819	TIANNENG POWER	82,934,000	968,216,848	8.57	556,651,740	6,814,354,608	8.17
01115	TIBET WATER	138,573,000	1,291,720,174	10.73	424,021,450	4,175,618,794	10.15
01233	TIMES PPT	35,531,000	926,096,317	3.84	254,332,450	5,381,945,559	4.73
00322	TINGYI	371,562,000	1,962,108,870	18.94	3,760,032,960	20,505,241,961	18.34
01192	TITAN PETROCHEM	53,000,000	11,912,469,821	0.44	5,729,740	1,292,196,041	0.44
02383	TOM GROUP	1,464,000	140,093,219	1.05	2,794,100	274,433,735	1.02
00258	TOMSON GROUP	452,000	150,952,370	0.30	1,540,680	552,939,613	0.28
01666	TONG REN TANG	49,067,000	391,998,930	12.52	566,809,230	4,591,025,503	12.35
00698	TONGDA GROUP	1,842,692,886	13,599,693,210	13.55	4,355,765,739	31,968,470,822	13.63
08138	TONGRENTANGCM	2,289,000	115,471,378	1.98	24,592,200	1,241,687,846	1.98
03886	TOWN HEALTH	160,432,000	1,936,492,379	8.28	157,691,880	1,944,851,027	8.11
01083	TOWNGAS CHINA	45,396,000	712,508,867	6.37	222,934,330	3,612,442,081	6.17
00903	TPV TECHNOLOGY	7,810,000	447,905,978	1.74	14,423,580	809,282,068	1.78
02800	TRACKER FUND	5,273,998,000	15,959,064,521	33.05	136,285,031,475	411,806,550,539	33.09
00570	TRAD CHI MED	199,972,000	2,099,456,403	9.52	828,043,520	8,886,311,231	9.32
00062	TRANSPORT INT'L	156,800	32,646,594	0.48	3,883,540	808,187,647	0.48
00696	TRAVELSKY TECH	57,040,000	823,581,727	6.93	1,163,115,160	16,704,562,862	6.96
01300	TRIGRIANT	1,172,000	170,529,890	0.69	1,161,180	191,313,291	0.61
00732	TRULY INT'L	477,160,000	5,375,852,019	8.88	1,452,829,000	17,216,196,410	8.44
00168	TSINGTAO BREW	77,394,000	405,489,398	19.09	2,652,168,800	13,705,521,128	19.35
00511	TVB	16,329,300	146,354,572	11.16	462,784,315	4,314,335,464	10.73
01599	UCD	2,798,000	254,690,395	1.10	13,552,670	1,208,924,988	1.12
02211	UNI HEALTH	14,310,000	4,310,512,530	0.33	4,235,057	952,422,603	0.44
02666	UNI MEDICAL	111,246,000	1,529,135,776	7.28	770,763,755	10,683,114,231	7.21
03933	UNITED LAB	149,606,000	1,092,172,312	13.70	855,088,940	6,083,936,124	14.05
00467	UNITEDENERGY GP	9,840,000	2,086,370,302	0.47	4,122,124	802,928,026	0.51
00220	U-PRESID CHINA	189,876,000	1,234,118,985	15.39	1,120,789,430	7,546,012,067	14.85
00082	V1 GROUP	4,152,000	2,306,208,533	0.18	1,354,500	631,885,333	0.21
03095	VALUE A SHARE	1,531,000	21,453,375	7.14	12,071,230	162,681,750	7.42
83095	VALUE A SHARE-R	208,500	2,345,500	8.89	1,627,696	17,938,360	9.07
03046	VALUE CHINA ETF	24,600	2,257,697	1.09	956,235	92,219,852	1.04
03084	VALUE JAPAN ETF	3,900	1,460,740	0.27	58,806	20,519,640	0.29
03041	VALUE KOREA ETF	4,000	492,500	0.81	114,700	15,226,134	0.75
00806	VALUE PARTNERS	219,501,000	1,815,231,282	12.09	1,612,782,130	13,699,599,987	11.77
03060	VALUE TW ETF	4,000	245,600	1.63	145,450	9,192,175	1.58
03081	VALUEGOLD ETF	597,700	21,872,927	2.73	18,056,300	667,794,376	2.70
83081	VALUEGOLD ETF-R	24,400	43,400	56.22	748,366	1,308,247	57.20
09081	VALUEGOLD ETF-U	2,700	2,700	100.00	85,014	85,014	100.00
02805	VG FTSE ASIAJ	72,600	4,239,608	1.71	1,721,405	96,871,064	1.78

Short selling transactions by designated stock, 2017 (continued)

Stock code	Name	Short selling turnover* (shares)	Total turnover (shares)	% of total	Short selling Value (HK\$)	Total turnover Value (HK\$)	% of total
03101	VG FTSE DEV EUR	81,600	9,014,301	0.91	1,433,914	168,037,517	0.85
03126	VG FTSE JAPAN	8,600	2,937,100	0.29	198,725	72,609,250	0.27
03140	VG S&P 500	38,700	14,626,326	0.26	675,120	254,809,319	0.26
03085	VGFTSEASIAJHDY	108,200	3,984,041	2.72	2,343,025	85,121,147	2.75
03331	VINDA INT'L	4,752,000	91,089,450	5.22	70,903,600	1,361,523,195	5.21
01315	VISION FAME	82,746,000	2,897,092,578	2.86	78,009,020	2,195,433,205	3.55
00862	VISION VALUES	295,000	1,356,034,586	0.02	187,700	706,696,227	0.03
00345	VITASOY INT'L	13,036,000	178,393,630	7.31	208,230,680	3,009,863,980	6.92
08032	VIVA CHINA	18,424,000	620,229,666	2.97	15,309,520	485,273,421	3.15
01608	VPOWER GROUP	1,115,000	150,177,572	0.74	5,616,010	667,684,619	0.84
00856	VSTEC	5,154,000	240,700,695	2.14	19,517,840	767,149,544	2.54
00303	VTECH HOLDINGS	12,090,400	92,800,020	13.03	1,179,970,135	9,621,261,014	12.26
01243	WANG ON PPT	12,292,000	2,372,184,765	0.52	17,343,760	3,458,558,670	0.50
00151	WANT WANT CHINA	801,693,886	3,756,559,507	21.34	4,454,850,034	20,971,279,238	21.24
03393	WASION GROUP	74,894,000	552,859,074	13.55	289,665,520	2,141,154,891	13.53
01129	WATER INDUSTRY	24,368,000	1,133,624,058	2.15	39,682,600	1,773,542,053	2.24
02338	WEICHAI POWER	487,249,000	2,739,231,819	17.79	5,009,901,500	27,119,811,262	18.47
01066	WEIGAO GROUP	76,360,000	939,830,741	8.12	427,885,760	5,262,082,039	8.13
02698	WEIQIAO TEXTILE	362,000	199,213,083	0.18	1,962,330	890,798,113	0.22
00382	WELLING HOLDING	5,370,000	501,335,800	1.07	9,615,740	874,704,310	1.10
02233	WESTCHINACEMENT	91,594,000	5,567,627,470	1.65	101,838,000	6,241,566,761	1.63
00288	WH GROUP	961,550,500	9,784,744,959	9.83	7,285,959,710	72,097,526,320	10.11
00004	WHARF HOLDINGS	191,446,000	1,288,086,427	14.86	10,135,033,650	71,320,045,305	14.21
01997	WHARF REIC	5,501,000	156,644,064	3.51	274,716,650	7,824,465,037	3.51
00020	WHEELLOCK	35,233,000	261,622,664	13.47	1,974,724,000	14,785,004,488	13.36
00289	WING ON CO	10,000	5,887,834	0.17	259,350	158,144,524	0.16
00369	WING TAI PPT	24,000	54,375,895	0.04	128,480	287,718,074	0.04
06068	WISDOM EDU INTL	9,422,000	1,322,926,445	0.71	41,104,600	4,028,670,683	1.02
01661	WISDOM SPORTS	58,103,000	1,116,014,055	5.21	98,115,740	1,612,326,977	6.09
02827	WISE CSI300 ETF	120,200	68,151,526	0.18	4,269,020	2,367,238,608	0.18
02825	WISECSIHK100ETF	9,200	2,935,200	0.31	182,690	60,693,538	0.30
08021	WLS HOLDINGS	2,230,000	20,419,201,234	0.01	49,800	881,391,576	0.01
02269	WUXI BIO	11,330,000	560,602,549	2.02	490,979,550	19,573,017,248	2.51
01128	WYNN MACAU	393,890,000	2,592,986,054	15.19	6,653,154,664	45,167,117,786	14.73
03049	X DBCSI300	600	28,476,791	0.00	4,698	191,772,541	0.00
03045	X DBMSCIINDIA	1,000	167,150	0.60	84,075	12,646,998	0.66
03099	X DBMSCIINDO	3,250	391,800	0.83	378,175	44,126,979	0.86
03106	X DBMSCIPAKIST	36,500	1,927,500	1.89	725,345	37,358,180	1.94
03027	X DBMSCIRUSSIA	500	11,017,475	0.00	9,690	204,460,246	0.00
03020	X DBMSCIUSA	390	148,246	0.26	185,913	74,004,231	0.25
03019	X DBMSCIWORLD	16,250	1,812,323	0.90	632,437	75,511,827	0.84
03015	X DBNIFTY50	3,010	32,900	9.15	3,553,650	37,405,773	9.50
07322	XI MR S&P500	57,700	2,050,199	2.81	753,426	27,663,786	2.72
00520	XIABUXIABU	12,892,500	429,263,819	3.00	134,419,395	3,897,681,798	3.45
03378	XIAMEN PORT	3,196,000	605,670,843	0.53	4,934,100	938,052,838	0.53
03161	XIE CHIMER ETF	758,000	39,809,800	1.90	8,096,228	447,620,329	1.81
03102	XIE GARY ETF	87,200	9,259,000	0.94	862,664	85,419,714	1.01
03116	XIE GOLD MINERS	242,200	25,716,800	0.94	2,106,328	227,511,170	0.93
01899	XINGDA INT'L	48,398,000	774,611,474	6.25	151,530,350	2,459,732,725	6.16
00811	XINHUA WINSHARE	17,089,000	315,403,549	5.42	116,248,020	2,115,599,511	5.49
00868	XINYI GLASS	260,772,000	2,873,184,754	9.08	1,942,047,920	22,171,622,825	8.76
00968	XINYI SOLAR	578,968,000	4,024,614,246	14.39	1,454,601,260	10,421,639,154	13.96
07210	XL2 XIE CHIMER	375,000	12,216,200	3.07	4,422,950	186,130,514	2.38
01368	XTEP INT'L	131,753,000	899,352,583	14.65	390,659,605	2,713,794,096	14.40
01585	YADEA	64,038,000	1,679,885,073	3.81	153,032,220	3,461,083,534	4.42
00346	YANCHANG PETRO	550,000	1,066,075,415	0.05	115,200	177,669,934	0.06
01171	YANZHOU COAL	469,404,000	4,175,254,384	11.24	3,279,687,880	29,739,963,127	11.03
01230	YASHILI INT'L	47,023,000	467,764,484	10.05	71,723,540	719,777,370	9.96
03708	YAT SING HLDG	1,950,000	513,483,672	0.38	6,541,150	2,172,975,759	0.30
00259	YEEBO (INT'L H)	3,762,000	366,959,166	1.03	14,200,420	1,488,566,790	0.95
02393	YESTAR HEALTH	29,397,500	515,747,877	5.70	112,096,425	1,958,525,223	5.72
01579	YIHAI INTL	3,389,000	260,053,914	1.30	16,953,570	1,280,389,913	1.32
02168	YINGDE GASES	29,359,000	1,093,440,021	2.69	153,154,560	6,125,272,456	2.50
03948	YITAI COAL	32,800	37,509,610	0.09	256,268	298,056,299	0.09
06869	YOFU	27,602,000	488,389,965	5.65	654,801,780	12,798,352,790	5.12
03669	YONGDA AUTO	166,841,000	1,621,761,938	10.29	1,409,652,335	13,887,902,023	10.15
02268	YOUYUAN HLDGS	14,564,000	1,629,441,162	0.89	55,747,910	4,743,343,705	1.18
01431	YST DAIRY	731,000	1,030,837,168	0.07	316,710	499,655,120	0.06
00332	YUANHENG GAS	3,092,000	1,282,522,183	0.24	2,544,520	908,976,024	0.28
00551	YUE YUEN IND	52,201,500	523,840,873	9.97	1,570,858,350	15,865,502,301	9.90
00123	YUEXIU PROPERTY	201,256,000	8,155,848,234	2.47	275,314,140	11,501,146,266	2.39
00405	YUEXIU REIT	46,019,000	1,405,830,232	3.27	214,211,710	6,682,782,755	3.21
01052	YUEXIUTRANSPORT	38,810,000	256,348,773	15.14	221,646,220	1,448,292,658	15.30
06169	YUHUA EDU	75,838,000	2,765,875,391	2.74	271,893,260	8,666,288,109	3.14
00376	YUNFENG FIN	2,174,000	147,855,368	1.47	12,426,160	892,895,615	1.39
06839	YUNNAN WATER	6,739,000	278,663,811	2.42	22,065,280	955,189,838	2.31
01068	YURUN FOOD	45,866,000	784,675,869	5.85	47,474,570	857,002,526	5.54
08005	YUXING INFOTECH	2,550,000	315,163,553	0.81	2,946,640	318,642,177	0.92
01628	YUZHOU PPT	150,382,000	3,154,864,419	4.77	603,386,940	12,823,505,186	4.71
06060	ZA ONLINE	6,864,500	519,716,023	1.32	504,975,675	40,379,729,052	1.25
02098	ZALL GROUP	16,392,000	2,453,889,561	0.67	102,761,820	13,545,494,070	0.76
01818	ZHAOJIN MINING	289,866,500	2,056,547,350	14.09	1,950,355,900	13,937,878,424	13.99
00576	ZHEJIANGEXPRESS	148,468,000	1,060,493,912	14.00	1,396,880,940	9,942,392,088	14.05
01728	ZHENGTONGAUTO	319,006,000	3,065,681,820	10.41	1,972,570,955	18,864,079,804	10.46
08370	ZHI SHENG GP	120,000	203,015,002	0.06	444,800	699,584,538	0.06
00672	ZHONGAN REALEST	41,239,000	3,009,537,602	1.37	40,734,540	4,136,442,240	0.98

Short selling transactions by designated stock, 2017 (continued)

Stock code	Name	Short selling turnover* (shares)	Total turnover (shares)	% of total	Short selling turnover* Value (HK\$)	Total turnover Value (HK\$)	% of total
00881	ZHONGSHENG HLDG	116,627,500	941,880,087	12.38	1,649,196,480	12,907,075,269	12.78
03633	ZHONGYU GAS	314,000	217,460,252	0.14	1,472,500	899,400,654	0.16
01458	ZHOU HEI YA	107,627,000	1,507,217,767	7.14	838,311,645	11,955,051,376	7.01
01176	ZHUGUANG HOLD	18,452,000	1,678,774,392	1.10	16,939,960	1,613,923,941	1.05
02899	ZIJIN MINING	905,634,031	9,401,194,606	9.63	2,526,015,911	26,199,176,904	9.64
01157	ZOOMLION	332,860,600	3,000,283,324	11.09	1,244,107,892	11,357,844,023	10.95
00763	ZTE	303,128,400	3,045,998,583	9.95	6,961,069,684	66,709,933,283	10.43
Total		210,865,588,478	2,699,253,104,158	7.81	2,218,369,835,424	16,821,617,522,360	13.19

* Figures are adjusted for late report.

Note: Turnover value traded in non-HKD currency securities have been included.

Monthly short selling transactions, 2017

Month	No. of designated securities (month-end figure)	Number of shares*	Value of transactions* (HK\$)	No. of designated securities recording short selling
Jan	879	11,516,325,277	103,768,954,667	688
Feb	921	18,816,795,573	164,190,125,697	724
Mar	939	22,617,747,017	208,038,882,699	743
Apr	938	15,660,635,703	150,849,991,536	716
May	941	17,871,730,932	180,573,877,915	762
Jun	940	15,886,724,547	172,928,902,937	725
Jul	939	16,252,421,357	178,980,105,025	717
Aug	934	20,630,813,962	213,824,897,651	751
Sep	911	18,884,808,003	196,294,685,276	720
Oct	913	17,838,361,847	199,063,534,545	721
Nov	913	19,795,615,660	252,963,133,414	762
Dec	911	15,093,608,600	196,892,744,062	744
Total		210,865,588,478	2,218,369,835,424	

* Figures are adjusted for late report.

Note: Turnover value traded in non-HKD currency securities have been included.

Newly listed companies

Ordinary companies

Code	Company	Listing method/ Industry Classification *	No. of shares offered	Offer price (HK\$)	Funds raised (HK\$mill)	Listing date/ subscription rate (times)	Sponsor
01637	SH Group (Holdings) Ltd.	Offer for subscription Offer for sales Offer for placing Properties & Construction - Construction	50,000,000 (a) 20,000,000 (b) 30,000,000 (b)	1.20 1.20 1.20	60.00 24.00 36.00	2017/01/03 799.7	Innovax Capital Ltd.
01536	Yuk Wing Group Holdings Ltd.	Offer for subscription Offer for sales Industrials - Industrial Engineering	80,000,000 (a) 20,000,000 (a)	1.15 1.15	92.00 23.00	2017/01/11 2.076	Octal Capital Ltd.
01656	ISDN Holdings Ltd.	Offer for subscription Offer for placing Industrials - Industrial Engineering	20,000,000 (a) 20,000,000 (b)	1.25 1.25	25.00 25.00	2017/01/12 1,892	Shenwan Hongyuan Capital (H.K.) Ltd.
06122	Jilin Jiutai Rural Commercial Bank Corporation Ltd. - H Shs	Offer for subscription Offer for sales Offer for placing Financials - Banks	66,000,000 (a) 69,000,000 (b) 624,000,000 (b)	4.56 4.56 4.56	300.96 314.64 2,845.44	2017/01/12 1.09	Guotai Junan Capital Ltd.
01575	Morris Holdings Ltd.	Offer for subscription Offer for placing Consumer Goods - Household Goods & Electronics	25,000,000 (a) 225,000,000 (b)	1.05 1.05	26.25 236.25	2017/01/12 5.90	Sinolink Securities (Hong Kong) Co. Ltd.
01518	New Century Healthcare Holding Co. Ltd.	Offer for subscription Offer for placing Consumer Services - Healthcare Services	12,000,000 (a) 118,025,000 (b)	7.36 7.36	88.32 868.66	2017/01/18 1.23	Merrill Lynch Far East Ltd. China International Capital Corporation Hong Kong Securities Ltd.
06068	Wisdom Education International Holdings Co. Ltd.	Offer for subscription Offer for placing Consumer Services - Support Services	50,000,000 (a) 487,154,000 (b)	1.70 1.70	85.00 828.16	2017/01/26 1.50	BNP Paribas Securities (Asia) Ltd.
03789	Royal Deluxe Holdings Ltd.	Offer for subscription Offer for sales Offer for placing Properties & Construction - Construction	150,000,000 (a) 84,000,000 (b) 66,000,000 (b)	0.56 0.56 0.56	84.00 47.04 36.96	2017/02/08 350	Frontpage Capital Ltd.
02266	Lai Si Enterprise Holding Ltd.	Offer for subscription Offer for placing Properties & Construction - Construction	50,000,000 (a) 50,000,000 (b)	1.15 1.15	57.50 57.50	2017/02/10 187.70	Messis Capital Ltd.
01660	Sanroc International Holdings Ltd.	Offer for subscription Offer for sales Offer for placing Industrials - Industrial Engineering	180,000,000 (a) 60,000,000 (b) 159,000,000 (b)	0.40 0.40 0.40	72.00 24.00 63.60	2017/02/10 356.92	Ample Capital Ltd.
01989	Pine Care Group Ltd.	Offer for subscription Offer for sales Offer for placing Consumer Services - Support Services	129,600,000 (a) 43,200,000 (b) 125,280,000 (b)	0.69 0.69 0.69	89.42 29.81 86.44	2017/02/15 796.5	Guotai Junan Capital Ltd.
01627	Able Engineering Holdings Ltd.	Offer for subscription Offer for placing Properties & Construction - Construction	150,000,000 (a) 350,000,000 (b)	1.10 1.10	165.00 385.00	2017/02/20 5.54	Ample Capital Ltd.
06169	China YuHua Education Corporation Ltd.	Offer for subscription Offer for sale Offer for placing Consumer Services - Support Services	75,000,000 (a) 112,500,000 (b) 675,000,000 (b)	2.05 2.05 2.05	153.75 230.63 1,383.75	2017/02/28 1.53	CITIC CLSA Capital Markets Ltd.
02293 *	Bamboos Health Care Holdings Ltd.	Transfer of Listing Consumer Services - Healthcare Services	n.a.	n.a.	n.a.	2017/03/01 + n.a.	n.a.
01985	Microware Group Ltd.	Offer for subscription Offer for placing Information Technology - Software & Services	30,000,000 (a) 30,000,000 (b)	1.46 1.46	43.80 43.80	2017/03/08 1,177.8	Innovax Capital Ltd.
03395	Persta Resources Inc.	Offer for subscription Offer for placing Energy - Oil & Gas	6,958,000 (a) 62,622,000 (b)	3.16 3.16	21.99 197.89	2017/03/10 2.55	Changjiang Corporate Finance (HK) Ltd.
03869	Hospital Corporation of China Ltd.	Offer for subscription Offer for placing Consumer Services - Healthcare Services	3,333,600 (a) 35,000,400 (b)	12.80 12.80	42.67 448.01	2017/03/16 3.58	China International Capital Corporation Hong Kong Securities Ltd.
01569	Minsheng Education Group Co. Ltd.	Offer for subscription Offer for placing Consumer Services - Support Services	100,000,000 (a) 917,720,000 (b)	1.38 1.38	138.00 1,266.45	2017/03/22 2.06	Citigroup Global Markets Asia Ltd. Macquarie Capital Ltd.
01647	SHIS Ltd.	Offer for subscription Offer for sales Offer for placing Properties & Construction - Construction	125,000,000 (a) 75,000,000 (b) 87,500,000 (b)	0.70 0.70 0.70	87.50 52.50 61.25	2017/03/30 128	Dakin Capital Ltd.

Newly listed companies (continued)

Ordinary companies

Code	Company	Listing method/ Industry Classification *	No. of shares offered	Offer price (HK\$)	Funds raised (HK\$mil)	Listing date/ subscription rate (times)	Sponsor
02017	Chanhigh Holdings Ltd.	Offer for subscription Offer for placing Properties & Construction - Construction	60,000,000 (a) 108,502,000 (b)	2.17 2.17	130.20 235.45	2017/03/31 64.54	Essence Corporate Finance (Hong Kong) Ltd.
02281	Luzhou Xinglu Water (Group) Co., Ltd. - H Shares	Offer for subscription Offer for sales Offer for placing Utilities - Utilities	21,494,000 (a) 19,540,000 (b) 173,906,000 (b)	2.30 2.30 2.30	49.44 44.94 399.98	2017/03/31 6.12	BOCOM International (Asia) Ltd.
03768	Kunming Dianchi Water Treatment Co., Ltd. - H Shares	Offer for subscription Offer for sales Offer for placing Utilities - Utilities	33,943,000 (a) 30,912,000 (b) 275,168,000 (b)	3.91 3.91 3.91	132.72 120.87 1,075.91	2017/04/06 1.19	Morgan Stanley Asia Ltd.
01667	Milestone Builder Holdings Ltd.	Offer for subscription Offer for placing Properties & Construction - Construction	100,000,000 (a) 100,000,000 (b)	0.52 0.52	52.00 52.00	2017/04/07 588.2	Ample Capital Ltd.
02611	Guotai Junan Securities Co., Ltd. - H Shares	Offer for subscription Offer for placing Financials - Other Financials	52,000,000 (a) 1,036,933,800 (b)	15.84 15.84	823.68 16,425.03	2017/04/11 3.61	Guotai Junan Capital Ltd. Goldman Sachs (Asia) L.L.C. Merrill Lynch Far East Ltd. SPDB International Capital Ltd.
02001	China New Higher Education Group Ltd.	Offer for subscription Offer for placing Consumer Services - Support Services	28,622,000 (a) 257,598,000 (b)	2.78 2.78	79.57 716.12	2017/04/19 1.97	BNP Paribas Securities (Asia) Ltd.
01257	China Everbright Greentech Ltd.	Offer for subscription Offer for placing Utilities - Utilities	56,000,000 (a) 570,078,000 (b)	5.40 5.40	302.40 3,078.42	2017/05/08 2.39	China International Capital Corporation Hong Kong Securities Ltd. CEB International Capital Corporation Ltd.
06033 #	Telecom Digital Holdings Ltd.	Transfer of Listing Telecommunications - Telecommunications	n.a.	n.a.	n.a.	2017/05/10 n.a.	+ n.a.
01655	Okura Holdings Ltd.	Offer for subscription Offer for placing Consumer Services - Hotels, Casinos, Restaurants & Leisure Facilities	62,500,000 (a) 62,500,000 (b)	1.20 1.20	75.00 75.00	2017/05/15 1,017.60	Altus Capital Ltd.
03329	BOCOM International Holdings Co. Ltd.	Offer for subscription Offer for placing Financials - Other Financials	66,668,000 (a) 667,724,000 (b)	2.68 2.68	178.67 1,789.50	2017/05/19 2.53	BOCOM International (Asia) Ltd. China International Capital Corporation Hong Kong Securities Ltd. Haitong International Capital Ltd. China Securities (International) Corporate Finance Co. Ltd.
00804 #	Pinestone Capital Ltd.	Transfer of Listing Financials - Other Financials	n.a.	n.a.	n.a.	2017/06/08 n.a.	+ n.a.
01679	Risecomm Group Holdings Ltd.	Offer for subscription Offer for placing Industrials - Industrial Engineering	20,000,000 (a) 190,000,000 (b)	1.00 1.00	20.00 190.00	2017/06/09 14.22	China Galaxy International Securities (Hong Kong) Co., Ltd.
06038	G & M Holdings Ltd.	Offer for subscription Offer for placing Properties & Construction - Construction	125,000,000 (a) 125,000,000 (b)	0.41 0.41	51.25 51.25	2017/06/13 742.3	Messis Capital Ltd.
02269	WuXi Biologics (Cayman) Inc.	Offer for subscription Offer for sales Offer for placing Consumer Goods - Healthcare	57,895,000 (a) 22,864,443 (b) 141,170,057 (b)	20.60 20.60 20.60	1,192.64 471.01 2,908.10	2017/06/13 37.46	Merrill Lynch Far East Ltd. Morgan Stanley Asia Ltd. China Merchants Securities (HK) Co., Ltd.
01630	Kin Shing Holdings Ltd.	Offer for subscription Offer for sales Offer for placing Properties & Construction - Construction	37,500,000 (a) 120,000,000 (b) 217,500,000 (b)	0.38 0.38 0.38	14.25 45.60 82.65	2017/06/16 5.80	Dakin Capital Ltd.
01551	Guangzhou Rural Commercial Bank Co., Ltd. - H Shares	Offer for subscription Offer for sales Offer for placing Financials - Banks	53,300,000 (a) 165,485,000 (b) 1,601,550,000 (b)	5.10 5.10 5.10	271.83 843.97 8,167.90	2017/06/20 0.45	China International Capital Corporation Hong Kong Securities Ltd. China Merchants Securities (HK) Co., Ltd. CCB International Capital Ltd. ABCI Capital Ltd.
01631 #	REF Holdings Ltd.	Transfer of Listing Industrials - Commercial & Professional Services	n.a.	n.a.	n.a.	2017/06/20 n.a.	+ n.a.
01571	Xin Point Holdings Ltd.	Offer for subscription Offer for placing Consumer Goods - Automobiles	100,000,000 (a) 156,487,000 (b)	3.42 3.42	342.00 535.19	2017/06/28 59.99	BNP Paribas Securities (Asia) Ltd.
01932	CPM Group Ltd.	Offer for subscription Offer for placing Materials - Basic Materials	86,404,000 (a) 163,596,000 (b)	0.86 0.86	74.31 140.69	2017/07/10 3.5	Innovax Capital Ltd.

Newly listed companies (continued)

Ordinary companies

Code	Company	Listing method/ Industry Classification *	No. of shares offered	Offer price (HK\$)	Funds raised (HK\$mil)	Listing date/ subscription rate (times)	Sponsor
01826*	FDB Holdings Ltd.	Transfer of Listing Properties & Construction - Construction	n.a.	n.a.	n.a.	2017/07/10 n.a.	+ n.a.
01702	Dongguang Chemical Ltd.	Offer for subscription Offer for placing Materials - Basic Materials	16,000,000 (a) 144,000,000 (b)	1.06 1.06	16.96 152.64	2017/07/11 3.6798	KGI Capital Asia Ltd.
01695	S&P International Holding Ltd.	Offer for subscription Offer for placing Consumer Goods - Food & Beverages	27,000,000 (a) 243,000,000 (b)	0.48 0.48	12.96 116.64	2017/07/11 9.40	Dongxing Securities (Hong Kong) Co. Ltd.
01962	Evergreen Products Group Ltd.	Offer for subscription Offer for sales Offer for placing Consumer Goods - Textiles, Clothing & Personal Care	18,450,000 (a) 30,750,000 (b) 135,300,000 (b)	1.65 1.65 1.65	30.44 50.74 223.25	2017/07/12 1.08	CIMB Securities Ltd.
06113	UTS Marketing Solutions Holdings Ltd.	Offer for subscription Offer for placing Consumer Services - Media & Entertainment	10,000,000 (a) 90,000,000 (b)	1.38 1.38	13.80 124.20	2017/07/12 8.43	CLC International Ltd.
06088	FIT Hon Teng Ltd.	Offer for subscription Offer for placing Information Technology - IT Hardware	99,006,000 (a) 1,039,563,000 (b)	2.70 2.70	267.32 2,806.82	2017/07/13 2.39	China International Capital Corporation Hong Kong Securities Ltd. Credit Suisse (Hong Kong) Ltd. Merrill Lynch Far East Ltd.
00994	Win Win Way Construction Holdings Ltd.	Offer for subscription Offer for placing Properties & Construction - Construction	64,000,000 (a) 64,000,000 (b)	0.86 0.86	55.04 55.04	2017/07/17 417.90	KGI Capital Asia Ltd.
01676	China Shenghai Food Holdings Co. Ltd.	Offer for subscription Offer for placing Consumer Goods - Food & Beverages	25,000,000 (a) 225,000,000 (b)	0.66 0.66	16.50 148.50	2017/07/18 9.23	Dongxing Securities (Hong Kong) Co. Ltd.
01649	Inner Mongolia Energy Engineering Co., Ltd. - H Shares	Offer for subscription Offer for sales Offer for placing Properties & Construction - Construction	36,312,000 (a) 37,343,048 (b) 710,548,952 (b)	1.60 1.60 1.60	58.10 59.75 1,136.88	2017/07/18 0.49	China International Capital Corporation Hong Kong Securities Ltd.
01216	Zhongyuan Bank Co., Ltd. - H Shares	Offer for subscription Offer for sales Offer for placing Financials - Banks	127,490,000 (a) 345,000,000 (b) 3,322,510,000 (b)	2.45 2.45 2.45	312.35 845.25 8,140.15	2017/07/19 0.39	CITIC CLSA Capital Markets Ltd. J.P. Morgan Securities (Far East) Ltd. CCB International Capital Ltd. CMB International Capital Ltd.
02203*	Top Dynamic International Holdings Ltd.	Transfer of Listing Information Technology - Semiconductors	n.a.	n.a.	n.a.	2017/07/21 n.a.	+ n.a.
03848	Wealthy Way Group Ltd.	Offer for subscription Offer for placing Financials - Other Financials	3,600,000 (a) 32,400,000 (b)	5.56 5.56	20.02 180.14	2017/07/21 4.60	Ample Capital Ltd.
01693	BGMC International Ltd.	Offer for subscription Offer for placing Properties & Construction - Construction	135,000,000 (a) 315,000,000 (b)	0.70 0.70	94.50 220.50	2017/08/09 30.37	Fortune Financial Capital Ltd.
02863	Golden Faith Group Holdings Ltd.	Offer for subscription Offer for sales Offer for placing Properties & Construction - Construction	67,500,000 (a) 45,000,000 (b) 22,500,000 (b)	0.86 0.86 0.86	58.05 38.70 19.35	2017/08/11 473.21	Guoyuan Capital (Hong Kong) Ltd.
01552	BHCC Holding Ltd.	Offer for subscription Offer for placing Properties & Construction - Construction	100,000,000 (a) 100,000,000 (b)	0.50 0.50	50.00 50.00	2017/09/12 550.80	Vinco Capital Ltd.
03728*	Ching Lee Holdings Ltd.	Transfer of Listing Properties & Construction - Construction	n.a.	n.a.	n.a.	2017/09/18 n.a.	+ n.a.
01696	Sisram Medical Ltd.	Offer for subscription Offer for sales Offer for placing Consumer Goods - Healthcare	33,000,000 (a) 22,000,000 (b) 57,155,600 (b)	8.88 8.88 8.88	293.04 195.36 507.54	2017/09/19 17.58	China International Capital Corporation Hong Kong Securities Ltd. Jefferies Hong Kong Ltd.
03830	Kiddieland International Ltd.	Offer for subscription Offer for placing Consumer Goods - Household Goods & Electronics	125,000,000 (a) 125,000,000 (b)	0.48 0.48	60.00 60.00	2017/09/21 1,053.33	WAG Worldsec Corporate Finance Ltd.
01651	Precision Tsugami (China) Corporation Ltd.	Offer for subscription Offer for sales Offer for placing Industrials - Industrial Engineering	9,000,000 (a) 30,000,000 (b) 64,500,000 (b)	5.60 5.60 5.60	50.40 168.00 361.20	2017/09/25 6.60	Halcyon Capital Ltd.

Newly listed companies (continued)

Ordinary companies

Code	Company	Listing method/ Industry Classification *	No. of shares offered	Offer price (HK\$)	Funds raised (HK\$mil)	Listing date/ subscription rate (times)	Sponsor
01709*	Season Pacific Holdings Ltd.	Transfer of Listing Consumer Goods – Textiles, Clothing & Personal Care	n.a.	n.a.	n.a.	2017/09/27 n.a.	+ n.a.
06060	ZhongAn Online P & C Insurance Co., Ltd. – H Shares	Offer for subscription Offer for placing Financials – Insurance	39,858,800 (a) 189,329,100 (b)	59.70 59.70	2,379.57 11,302.95	2017/09/28 392.74	J.P. Morgan Securities (Far East) Ltd. Credit Suisse (Hong Kong) Ltd. UBS Securities Hong Kong Ltd. CMB International Capital Ltd.
06885	Henan Jinma Energy Co. Ltd. – H Shares	Offer for subscription Offer for placing Energy – Coal	40,002,000 (a) 95,419,000 (b)	3.00 3.00	120.01 286.26	2017/10/10 43.64	Haitong International Capital Ltd.
01707	Geotech Holdings Ltd.	Offer for subscription Offer for sales Offer for placing Properties & Construction – Construction	175,000,000 (a) 100,000,000 (b) 75,000,000 (b)	0.42 0.42 0.42	73.50 42.00 31.50	2017/10/12 190.80	RHB Capital Hong Kong Ltd.
02337	United Strength Power Holdings Ltd.	Offer for subscription Offer for placing Utilities – Utilities	23,452,000 (a) 35,174,000 (b)	2.68 2.68	62.85 94.27	2017/10/16 59.63	GF Capital (Hong Kong) Ltd.
02225	Kakiko Group Ltd.	Offer for subscription Offer for sales Offer for placing Consumer Services – Support Services	153,750,000 (a) 107,500,000 (b) 46,250,000 (b)	0.52 0.52 0.52	79.95 55.90 24.05	2017/10/17 170.41	Dakin Capital Ltd.
06080	Wing Chi Holdings Ltd.	Offer for subscription Offer for placing Properties & Construction – Construction	112,500,000 (a) 146,250,000 (b)	0.52 0.52	58.50 76.05	2017/10/20 308.50	Dakin Capital Ltd.
02663*	KPa-BM Holdings Ltd.	Transfer of Listing Properties & Construction – Construction	n.a.	n.a.	n.a.	2017/10/24 n.a.	+ n.a.
01546*	Thelloy Development Group Ltd.	Transfer of Listing Properties & Construction – Construction	n.a.	n.a.	n.a.	2017/10/26 n.a.	+ n.a.
02232	Crystal International Group Ltd.	Offer for subscription Offer for placing Consumer Goods – Textiles, Clothing & Personal Care	50,930,000 (a) 481,950,000 (b)	7.50 7.50	381.98 3,614.63	2017/11/03 10.38	Morgan Stanley Asia Ltd. HSBC Corporate Finance (Hong Kong) Ltd.
00772	China Literature Ltd.	Offer for subscription Offer for sales Offer for placing Information Technology – Software & Services	49,952,800 (a) 38,114,690 (b) 86,009,910 (b)	55.00 55.00 55.00	2,747.40 2,096.31 4,730.55	2017/11/08 625.95	Morgan Stanley Asia Ltd. Merrill Lynch Far East Ltd. Credit Suisse (Hong Kong) Ltd.
01720	Putian Communication Group Ltd.	Offer for subscription Offer for placing Information Technology – IT Hardware	27,500,000 (a) 247,500,000 (b)	0.66 0.66	18.15 163.35	2017/11/09 10.86	SPDB International Capital Ltd.
03919*	Golden Power Group Holdings Ltd.	Transfer of Listing Industrials – Industrial Engineering	n.a.	n.a.	n.a.	2017/11/10 n.a.	+ n.a.
02122	Kidsland International Holdings Ltd.	Offer for subscription Offer for placing Consumer Goods – Household Goods & Electronics	20,000,000 (a) 180,000,000 (b)	1.55 1.55	31.00 279.00	2017/11/10 12.30	Haitong International Capital Ltd.
01337	Razer Inc.	Offer for subscription Offer for placing Information Technology – IT Hardware	531,800,000 (a) 691,340,000 (b)	3.88 3.88	2,063.38 2,682.40	2017/11/13 291.24	Credit Suisse (Hong Kong) Ltd. UBS Securities Hong Kong Ltd.
01706	Shuang Yun Holdings Ltd.	Offer for subscription Offer for placing Properties & Construction – Construction	75,000,000 (a) 175,000,000 (b)	0.56 0.56	42.00 98.00	2017/11/15 16.19	Dakin Capital Ltd.
06083*	World-Link Logistics (Asia) Holding Ltd.	Transfer of Listing Industrials – Industrial Transportation	n.a.	n.a.	n.a.	2017/11/15 n.a.	+ n.a.
03358	Bestway Global Holding Inc.	Offer for subscription Offer for placing Consumer Services – Hotels, Casinos, Restaurants & Leisure Facilities	26,460,000 (a) 238,138,000 (b)	4.38 4.38	115.89 1,043.04	2017/11/16 7.68	Morgan Stanley Asia Ltd.
01975	Sun Hing Printing Holdings Ltd.	Offer for subscription Offer for placing Industrials – Commercial & Professional Services	36,000,000 (a) 84,000,000 (b)	1.38 1.38	49.68 115.92	2017/11/16 45.12	Kingsway Capital Ltd.
02858	Yixin Group Ltd.	Offer for subscription Offer for placing Financials – Other Financials	307,538,000 (a) 571,142,000 (b)	7.70 7.70	2,368.04 4,397.79	2017/11/16 561.22	Citigroup Global Markets Asia Ltd. Credit Suisse (Hong Kong) Ltd.

Newly listed companies (continued)

Ordinary companies

Code	Company	Listing method/ Industry Classification *	No. of shares offered	Offer price (HK\$)	Funds raised (HK\$mil)	Listing date/ subscription rate (times)	Sponsor
01710	Trio Industrial Electronics Group Ltd.	Offer for subscription Offer for placing Industrials - Industrial Engineering	125,000,000 (a) 125,000,000 (b)	0.62 0.62	77.50 77.50	2017/11/23 592.97	Halcyon Capital Ltd.
01997	Wharf Real Estate Investment Co. Ltd.	Introduction Properties & Construction - Properties	n.a.	n.a.	n.a.	2017/11/23 n.a.	HSBC Corporate Finance (Hong Kong) Ltd. Sommerley Capital Ltd.
01697	Shandong International Trust Co., Ltd. - H Shares	Offer for subscription Offer for sales Offer for placing Financials - Other Financials	64,708,000 (a) 58,825,000 (b) 523,542,000 (b)	4.56 4.56 4.56	295.07 268.24 2,387.35	2017/12/08 1.06	CCB International Capital Ltd. BOCOM International (Asia) Ltd. Haitong International Capital Ltd.
01475	Nissin Foods Co. Ltd.	Offer for subscription Offer for placing Consumer Goods - Food & Beverages	80,574,000 (a) 188,006,000 (b)	3.54 3.54	285.23 665.54	2017/12/11 33.65	Nomura International (Hong Kong) Ltd.
01417	Riverine China Holdings Ltd.	Offer for subscription Offer for placing Properties & Construction - Properties	50,000,000 (a) 55,000,000 (b)	1.55 1.55	77.50 85.25	2017/12/11 210.19	China Industrial Securities International Capital Ltd.
02227	Solis Holdings Ltd.	Offer for subscription Offer for placing Properties & Construction - Construction	105,000,000 (a) 105,000,000 (b)	0.85 0.85	89.25 89.25	2017/12/11 112.90	Altus Capital Ltd.
06090	Centurion Corporation Ltd.	Offer for subscription Offer for placing Properties & Construction - Properties	10,800,000 (a) 25,200,000 (b)	3.18 3.18	34.34 80.14	2017/12/12 18.76	VBG Capital Ltd.
00839	China Education Group Holdings Ltd.	Offer for subscription Offer for placing Consumer Services - Support Services	50,000,000 (a) 470,202,000 (b)	6.45 6.45	322.50 3,032.80	2017/12/15 4.01	BNP Paribas Securities (Asia) Ltd.
02022	Digital Hollywood Interactive Ltd.	Offer for subscription Offer for placing Information Technology - Software & Services	50,000,000 (a) 450,000,000 (b)	0.63 0.63	31.50 283.50	2017/12/15 8.91	China Securities (International) Corporate Finance Co. Ltd.
01727	Hebei Construction Group Corporation Ltd. - H Shares	Offer for subscription Offer for placing Properties & Construction - Construction	42,761,000 (a) 418,622,500 (b)	4.46 4.46	190.71 1,867.06	2017/12/15 0.99	China International Capital Corporation Hong Kong Securities Ltd. CMB International Capital Ltd.
01722	Kin Pang Holdings Ltd.	Offer for subscription Offer for sales Offer for placing Properties & Construction - Construction	75,000,000 (a) 50,000,000 (b) 125,000,000 (b)	0.48 0.48 0.48	36.00 24.00 60.00	2017/12/15 40.77	Red Sun Capital Ltd.
06877*	KVB Kunlun Financial Group Ltd.	Transfer of Listing Financials - Other Financials	n.a. n.a.	n.a.	n.a.	2017/12/15 +	n.a.
01789	AK Medical Holdings Ltd.	Offer for subscription Offer for placing Consumer Goods - Healthcare	75,000,000 (a) 212,500,000 (b)	1.75 1.75	131.25 371.88	2017/12/20 21.49	Goldman Sachs (Asia) L.L.C.
03878	Vicon Holdings Ltd.	Offer for subscription Offer for placing Properties & Construction - Construction	30,000,000 (a) 70,000,000 (b)	1.20 1.20	36.00 84.00	2017/12/22 39.25	Innovax Capital Ltd.
02708	IBO Technology Co. Ltd.	Offer for subscription Offer for placing Information Technology - Software & Services	10,000,000 (a) 90,000,000 (b)	1.50 1.50	15.00 135.00	2017/12/28 14.90	Innovax Capital Ltd.
00784	Ling Yui Holdings Ltd.	Offer for subscription Offer for sales Offer for placing Properties & Construction - Construction	60,000,000 (a) 60,000,000 (b) 80,000,000 (b)	0.50 0.50 0.50	30.00 30.00 40.00	2017/12/28 23.40	Frontpage Capital Ltd.
01730	LHN Ltd.	Offer for subscription Offer for placing Properties & Construction - Properties	4,200,000 (a) 37,800,000 (b)	1.90 1.90	7.98 71.82	2017/12/29 5.93	Fortune Financial Capital Ltd.
Total					122,597.62		

(a) Hong Kong offers

(b) International offers

* Industry Classification is provided by Hang Seng Indexes Company Limited.
New Hang Seng Industry Classification System took effect on 9 September 2013.

Transfers of listing from GEM to Main Board pursuant to the revised Rule 9.24 of the GEM Listing Rules and to the new Chapter 9A of the Main Board Listing Rules effective from 1 July 2008.

+ Effective date of the transfer of listing from GEM to Main Board

Withdrawal of listed companies

Code	Company	Last trading date	Delisted date
00930	China Forestry Holdings Co., Ltd.	2011/01/26	2017/02/24
03668	Chinalco Mining Corporation International	2017/03/06	2017/03/16
01833	Intime Retail (Group) Co. Ltd.	2017/05/10	2017/05/22
00549	Jilin Qifeng Chemical Fiber Co., Ltd. – H Shares	2017/06/12	2017/06/16
01880	Belle International Holdings Ltd.	2017/07/18	2017/07/28
00283	Goldin Properties Holdings Ltd.	2017/05/25	2017/08/18
02168	Yingde Gases Group Co. Ltd.	2017/05/04	2017/08/21
00319	China Metal International Holdings Inc.	2017/09/22	2017/10/09
01163	Dejin Resources Group Co. Ltd.	2014/05/15	2017/10/27
00963	Bloomage BioTechnology Corporation Ltd.	2017/10/17	2017/11/02
00170	China Assets (Holdings) Ltd.	2017/10/26	2017/11/07
01136	TCC International Holdings Ltd.	2017/09/19	2017/11/20
03868	Qunxing Paper Holdings Co. Ltd.	2011/03/29	2017/11/30

Company name changes

Code	Former name	New name	Effective date	Adoption date
00583	Armada Holdings Ltd.	Great Wall Pan Asia Holdings Ltd.	2016/12/08	2017/01/16
00650	Shun Cheong Holdings Ltd.	IDG Energy Investment Group Ltd.	2016/12/16	2017/01/16
00348	Haier Healthwise Holdings Ltd.	China Healthwise Holdings Ltd.	2016/12/16	2017/01/17
06828	Blue Sky Power Holdings Ltd.	Beijing Gas Blue Sky Holdings Ltd.	2016/12/09	2017/02/03
02393	Yestar International Holdings Co. Ltd.	Yestar Healthcare Holdings Co. Ltd.	2017/01/11	2017/02/03
01372	Excel Development (Holdings) Ltd.	Bisu Technology Group International Ltd.	2017/01/16	2017/02/09
00865	First Mobile Group Holdings Ltd.	Jiande International Holdings Ltd.	2017/01/06	2017/02/10
01332	China Opto Holdings Ltd.	China Touyun Tech Group Ltd.	2017/01/18	2017/02/15
01365	China Greenland Rundong Auto Group Ltd.	China Rundong Auto Group Ltd.	2017/01/27	2017/02/27
01386	Walker Group Holdings Ltd.	Vestate Group Holdings Ltd.	2017/01/19	2017/02/28
02323	Topsearch International (Holdings) Ltd.	China HKBridge Holdings Ltd.	2017/01/25	2017/03/02
00802	RCG Holdings Ltd.	China e-Wallet Payment Group Ltd.	2016/12/28	2017/03/08
00334	TCL Display Technology Holdings Ltd.	China Display Optoelectronics Technology Holdings Ltd.	2017/01/04	2017/03/10
01466	Man Sang Jewellery Holdings Ltd.	Affluent Partners Holdings Ltd.	2017/02/01	2017/03/15
00628	Sino Credit Holdings Ltd.	Gome Finance Technology Co., Ltd.	2017/02/15	2017/03/17
03638	Goldenmars Technology Holdings Ltd.	Huabang Financial Holdings Ltd.	2017/03/09	2017/04/07
01683	LC Group Holdings Ltd.	Royal China International Holdings Ltd.	2017/03/17	2017/04/28
01293	Baoxin Auto Group Ltd.	Grand Baoxin Auto Group Ltd.	2017/04/06	2017/05/10
02327	U-Home Group Holdings Ltd.	Meilleure Health International Industry Group Ltd.	2017/03/21	2017/05/15
00789	Artini China Co. Ltd.	Primeview Holdings Ltd.	2017/03/14	2017/05/19
01383	Sun Century Group Ltd.	Suncity Group Holdings Ltd.	2017/04/11	2017/05/23
02309	Birmingham International Holdings Ltd.	Birmingham Sports Holdings Ltd.	2017/04/06	2017/05/24
01020	Sinoref Holdings Ltd.	Cybernaut International Holdings Co. Ltd.	2017/04/20	2017/05/31
01341	Clear Lift Holdings Ltd.	Hao Tian International Construction Investment Group Ltd.	2017/05/09	2017/06/01
01141	Skyway Securities Group Ltd.	CMBC Capital Holdings Ltd.	2017/05/15	2017/06/05
01112	Biostime International Holdings Ltd.	Health and Happiness (H&H) International Holdings Ltd.	2017/05/12	2017/06/08
00928	Tack Fiori International Group Ltd.	Life Healthcare Group Ltd.	2017/05/02	2017/06/08
01127	1010 Printing Group Ltd.	Lion Rock Group Ltd.	2017/05/02	2017/06/12
01038	Cheung Kong Infrastructure Holdings Ltd. *	CK Infrastructure Holdings Ltd.	2017/05/10	2017/06/12
00918	Takson Holdings Ltd.	State Energy Group International Assets Holdings Ltd.	2017/05/18	2017/06/21
00271	Dan Form Holdings Co. Ltd.	Asiasec Properties Ltd.	2017/06/09	2017/06/22
00372	ITC Corporation Ltd.	PT International Development Corporation Ltd.	2017/05/31	2017/06/22
00976	Chiho-Tiande Group Ltd.	Chiho Environmental Group Ltd.	2017/05/25	2017/06/23
00673	China HealthCare Holdings Ltd.	China Health Group Ltd.	2015/10/13	2017/06/23
00844	Grand Concord International Holdings Ltd.	Greatime International Holdings Ltd.	2017/05/31	2017/06/29
00491	See Corporation Ltd.	Emperor Culture Group Ltd.	2017/05/16	2017/06/30
03623	China Success Finance Group Holdings Ltd. #	China Success Finance Group Holdings Ltd.	2017/06/06	2017/07/05
00329	Dragonite International Ltd.	OCI International Holdings Ltd.	2017/06/12	2017/07/06
01329	Beijing Capital Juda Ltd. *	Beijing Capital Grand Ltd.	2017/06/07	2017/07/07
00574	Pa Shun Pharmaceutical International Holdings Ltd.	Pa Shun International Holdings Ltd.	2017/06/12	2017/07/07
03330	Lingbao Gold Co. Ltd. - H Shares	Lingbao Gold Group Co. Ltd. - H Shares	2017/05/09	2017/07/10
00686	United Photovoltaics Group Ltd.	Panda Green Energy Group Ltd.	2017/05/17	2017/07/11
00273	Mason Financial Holdings Ltd.	Mason Group Holdings Ltd.	2017/07/12	2017/07/19
00265	Orient Victory China Holdings Ltd.	Orient Victory Travel Group Co. Ltd.	2017/06/16	2017/07/20
02371	China Chuanglian Education Group Ltd.	China Chuanglian Education Financial Group Ltd.	2017/06/28	2017/07/27
00176	United Pacific Industries Ltd.	Superactive Group Co. Ltd.	2017/07/10	2017/07/27
02340	Synergis Holdings Ltd. #	Synergis Holdings Ltd.	2017/05/25	2017/08/01
00710	Varitronix International Ltd.	BOE Varitronix Ltd.	2017/06/28	2017/08/01
00674	Culture Landmark Investment Ltd.	China Tangshang Holdings Ltd.	2017/06/13	2017/08/03
01439	China Packaging Holdings Development Ltd.	Mobile Internet (China) Holdings Ltd.	2017/07/13	2017/08/04
00856	VST Holdings Ltd.	VSTEC Holdings Ltd.	2017/06/28	2017/08/07
03666	Xiao Nan Guo Restaurants Holdings Ltd.	TANSH Global Food Group Co., Ltd	2017/06/20	2017/08/07
00593	SkyOcean International Holdings Ltd.	DreamEast Group Ltd.	2017/06/21	2017/08/08
00952	Quam Ltd.	China Oceanwide International Financial Ltd.	2017/07/21	2017/08/18
02086	Advanced Card Systems Holdings Ltd.	HNA Technology Investments Holdings Ltd.	2017/08/03	2017/08/24
01522	China City Railway Transportation Technology Hldgs Co. Ltd.	BIJ Railway Transportation Technology Holdings Co. Ltd.	2017/07/25	2017/08/24
02183	Lifestyle Properties Development Ltd.	Sansheng Holdings (Group) Co. Ltd.	2017/08/08	2017/08/29
01159	Jimei International Entertainment Group Ltd.	Starlight Culture Entertainment Group Ltd.	2017/07/06	2017/08/30
00550	Cinderella Media Group Ltd.	KK Culture Holdings Ltd.	2017/06/05	2017/08/31
00493	GOME Electrical Appliances Holding Ltd.	GOME Retail Holdings Ltd.	2017/08/09	2017/08/31
01191	Yueshou Environmental Holdings Ltd.	China Gem Holdings Ltd.	2017/07/14	2017/09/07
01145	Courage Marine Group Ltd.	Courage Investment Group Ltd.	2017/07/10	2017/09/15
00143	Global Tech (Holdings) Ltd.	Guoan International Ltd.	2017/08/21	2017/09/19
01113	Cheung Kong Property Holdings Ltd.	CK Asset Holdings Ltd.	2017/08/24	2017/09/20
00085	China Electronics Corporation Holdings Co. Ltd.	China Electronics Huada Technology Co. Ltd.	2017/08/02	2017/09/20
01239	Jin Bao Bao Holdings Ltd.	Teamway International Group Holdings Ltd.	2017/08/17	2017/10/04
01246	Ngai Shun Holdings Ltd.	Boill Healthcare Holdings Ltd.	2017/09/12	2017/10/04
00070	Neptune Group Ltd.	Rich Goldman Holdings Ltd.	2017/09/27	2017/10/09
00985	NetMind Financial Holdings Ltd.	CST Group Ltd.	2017/09/22	2017/10/16
00412	China Innovative Finance Group Ltd.	China Shandong Hi-Speed Financial Group Ltd.	2017/09/14	2017/10/19
00061	North Asia Resources Holdings Ltd.	Green Leader Holdings Group Ltd.	2017/09/01	2017/10/24
01520	Runway Global Holdings Co. Ltd.	CEFC Hong Kong Financial Investment Co. Ltd.	2017/10/09	2017/11/01
01616	Silverman Holdings Ltd.	Starrise Media Holdings Ltd.	2017/09/18	2017/11/03
01889	Wuyi International Pharmaceutical Co. Ltd.	Sanai Health Industry Group Co. Ltd.	2017/09/25	2017/11/07
02326	BEP International Holdings Ltd.	New Provenance Everlasting Holdings Ltd.	2017/11/06	2017/11/20
00442	KTL International Holdings Group Ltd.	Hifood Group Holdings Co., Ltd.	2017/10/24	2017/11/23
00364	Ping Shan Tea Group Ltd.	Blockchain Group Co. Ltd.	2017/10/27	2017/11/23
01470	Tic Tac International Holdings Co. Ltd.	Prosper One International Holdings Co. Ltd.	2017/10/26	2017/11/28
00195	L'sea Resources International Holdings Ltd.	Greentech Technology International Ltd.	2017/10/20	2017/12/01

Company name changes *(continued)*

Code	Former name	New name	Effective date	Adoption date
06388	Coach, Inc. – RS	Tapestry, Inc. – RS	2017/10/31	2017/12/04
00521	HNA Holding Group Co. Ltd.	CWT International Ltd.	2017/12/11	2017/12/20
00982	iOne Holdings Ltd.	HJ Capital (International) Holdings Co. Ltd.	2017/10/25	2017/12/21
01367	Hanbo Enterprises Holdings Ltd.	SFund International Holdings Ltd.	2017/11/16	2017/12/21
00486	United Company RUSAL Plc #	United Company RUSAL Plc	2017/11/22	2017/12/22
00557	City e-Solutions Ltd.	China Tian Yuan Healthcare Group Ltd.	2017/11/14	2017/12/29

* Change of English name only

Change of Chinese name only

Investment companies as at the end of 2017

Code	Name	Classification	Incorporation	Listing date
02324	Capital VC Ltd.	Financials	Cayman Islands	2003/10/27
01062	China Development Bank International Investment Ltd.	Financials	Cayman Islands	1994/05/10
00721	China Financial International Investments Ltd.	Financials	Bermuda	2001/06/08
02312	China Financial Leasing Group Ltd.	Financials	Cayman Islands	2002/10/28
01217	China Innovation Investment Ltd.	Financials	Cayman Islands	2002/08/28
00810	China Internet Investment Finance Holdings Ltd.	Financials	Bermuda	2002/02/28
01226	China Investment and Finance Group Ltd.	Financials	Cayman Islands	2002/09/19
00204	China Investment Development Ltd.	Financials	Bermuda	2000/12/12
00612	China Investment Fund International Holdings Ltd.	Financials	Cayman Islands	2002/01/02
00133	China Merchants China Direct Investments Ltd.	Financials	Hong Kong	1993/07/22
00080	China New Economy Fund Ltd.	Financials	Cayman Islands	2011/01/06
00356	DT Capital Ltd.	Financials	Cayman Islands	2002/06/07
00901	Eagle Ride Investment Holdings Ltd.	Financials	Cayman Islands	2002/02/28
00339	Earnest Investments Holdings Ltd.	Financials	Bermuda	2000/07/26
00905	Global Mastermind Capital Ltd.	Financials	Bermuda	1998/07/17
01160	Grand Investment International Ltd.	Financials	Bermuda	2004/04/02
00428	Huge China Holdings Ltd.	Financials	Cayman Islands	1993/12/14
01227	National Investments Fund Ltd.	Financials	Cayman Islands	2002/09/27
01140	OP Financial Investments Ltd.	Financials	Cayman Islands	2003/03/20
00310	Prosperity Investment Holdings Ltd.	Financials	Bermuda	1992/12/21
00770	Shanghai International Shanghai Growth Investment Ltd.	Financials	Cayman Islands	1993/11/30
00666	SHK Hong Kong Industries Ltd.	Financials	Hong Kong	1990/12/21
00768	UBA Investments Ltd.	Financials	Cayman Islands	2000/01/18
00913	Unity Investments Holdings Ltd.	Financials	Cayman Islands	1999/10/27

Secondary listing stocks as at the end of 2017

Code	Name	Classification	Incorporation	Listing date	Primary list Exchange
00945	Manulife Financial Corporation	Financials	Canada	1999/09/27	Toronto
01878	SouthGobi Resources Ltd.	Energy	Canada	2010/01/29	Toronto
01021	Midas Holdings Ltd.	Materials	Singapore	2010/10/06	Singapore
00805	Glencore plc	Materials	Jersey	2011/05/25	London
00847	KAZ Minerals PLC	Materials	England	2011/06/29	London
06388	Tapestry, Inc. – RS	Consumer Goods	USA	2011/12/01	New York
06288	Fast Retailing Co., Ltd. – DR	Consumer Goods	Japan	2014/03/05	Tokyo

Reorganisations/demergers

Code	Company	Particulars	Proposed date Completed/EGM date
00015	Vantage International (Holdings) Ltd. (Vantage)	Vantage proposed spin-off and separate listing of Able Engineering Holdings Ltd. (Able) by way of new issue and placing. Shareholders of Vantage entitled to participate in the preferential offer 1 Able share for 35 Vantage shares at a price of HK\$1.10 per share. The shares of Able would be listed on the Stock Exchange.	2016/09/21 2017/02/20
00257	China Everbright International Ltd. (China EB Int'l)	China EB Int'l proposed spin-off and separate listing of China Everbright Greentech Ltd. (CEGL) by way of new issue and placing. Shareholders of China EB Int'l entitled to participate in the preferential offer 1 CEGL share for 81 China EB Int'l shares at a price of HK\$5.40 per share. The shares of CEGL would be listed on the Stock Exchange.	2016/06/08 2017/05/08
00182	Concord New Energy Group Ltd. (Concord NE)	Concord NE proposed spin-off of Concord Power Consulting & Design (Beijing) Corp., Ltd. to be quoted on the National Equities Exchange and Quotations System.	2016/05/06 2017/05/09
03328	Bank of Communications Co., Ltd. – H Shares (Bank of Comm)	Bank of Comm proposed spin-off and separate listing of BOCOM International Holdings Co. Ltd. (BOCOM) by way of new issue and placing. Shareholders of Bank of Comm entitled to participate in the preferential offer 1 BOCOM share for 500 Bank of Comm shares at a price of HK\$2.68 per share. The shares of BOCOM would be listed on the Stock Exchange.	2016/08/25 2017/05/19
00268	Kingdee International Software Group Co. Ltd. (Kingdee Int'l)	Kingdee Int'l proposed spin-off of Shenzhen Kingdee Tianyan Middleware Co., Ltd. to be quoted on the National Equities Exchange and Quotations System.	2016/11/29 2017/06/14
00576	Zhejiang Expressway Co. Ltd. – H Shares (Zhejiang Expressway)	Zhejiang Expressway proposed spin-off and separate listing of Zhesang Securities Co., Ltd. (Zhesang Securities) by way of new issue and placing. Shareholders of Zhejiang Expressway entitled to receive compensation payment HK\$0.03874 per H share. The A shares of Zhesang Securities would be listed on the Shanghai Stock Exchange.	2013/05/07 2017/06/26
00701	CNT Group Ltd. (CNT)	CNT proposed spin-off and separate listing of CPM Group Ltd. (CPM) by way of new issue and placing. Shareholders of CNT entitled to participate in the preferential offer 1 CPM share for 57 CNT shares at a price of HK\$0.86 per share. The shares of CPM would be listed on the Stock Exchange.	2016/11/23 2017/07/10
00735	China Power New Energy Development Co. Ltd.(CP New Energy)	By a scheme of arrangement, CP New Energy became a wholly-owned subsidiary of China Power Clean Energy Development Co. Ltd. (CP Clean Energy). Shareholders of CP New Energy received 1 CP Clean Energy share in exchange for 1 CP New Energy share. The listing of the shares of CP New Energy would be withdrawn and the shares of CP Clean Energy would be listed on the Stock Exchange by way of introduction.	2017/06/14 2017/07/18
00750	China Singyes Solar Technologies Holdings Ltd. (Singyes Solar)	Singyes Solar proposed spin-off and separate listing of China Singyes New Materials Holdings Ltd. (Singyes NM) by way of new issue and placing. Shareholders of Singyes Solar entitled to participate in the preferential offer 1 Singyes NM share for 69 Singyes Solar shares at a price of HK\$1.00 per share. The shares of Singyes NM would be listed on the Stock Exchange.	2016/09/15 2017/07/21
00853	MicroPort Scientific Corporation (MicroPort Sci)	MicroPort Sci proposed spin-off of Shanghai Microport EP Medtech Co., Ltd. to be quoted on the National Equities Exchange and Quotations System.	2016/08/29 2017/08/15
00656	Fosun International Ltd. (Fosun)	Fosun proposed spin-off and separate listing of Sisram Medical Ltd. (Sisram) by way of new issue and placing. Shareholders of Fosun entitled to participate in the preferential offer 1 Sisram share for 1,560 Fosun shares at a price of HK\$8.88 per share. The shares of Sisram would be listed on the Stock Exchange.	2017/06/06 2017/09/19
00700	Tencent Holdings Ltd. (Tencent)	Tencent proposed spin-off and separate listing of China Literature Ltd. (China Lit) by way of new issue and placing. Shareholders of Tencent entitled to participate in the preferential offer 1 China Lit share for 1,256 Tencent shares at a price of HK\$55.00 per share. The shares of China Lit would be listed on the Stock Exchange.	2017/06/30 2017/11/08
00004	The Wharf (Holdings) Ltd. (Wharf Holdings)	Wharf Holdings proposed spin-off and separate listing of Wharf Real Estate Investment Co. Ltd. (Wharf REIC) by way of introduction. Shareholders of Wharf Holdings entitled to receive distribution in specie of 1 Wharf REIC share for 1 Wharf Holdings share. The shares of Wharf REIC would be listed on the Stock Exchange.	2017/09/04 2017/11/23
00161	AVIC International Holdings Ltd. – H Shares (AVIC)	AVIC proposed spin-off and separate listing of Shennan Circuits Co., Ltd. (Shennan Circuits) by way of new issue and placing. The A shares of Shennan Circuits would be listed on the Shenzhen Stock Exchange.	2016/06/21 2017/12/13

Privatisations by major shareholder

Code	Company	Particulars	Last trading date	Delisted date
03668	Chinalco Mining Corporation International	Cash offer HK\$1.39 for each share	2017/03/06	2017/03/16
01833	Intime Retail (Group) Co. Ltd.	Cash offer HK\$10.00 for each share	2017/05/10	2017/05/22
01880	Belle International Holdings Ltd.	Cash offer HK\$6.30 for each share	2017/07/18	2017/07/28
00283	Goldin Properties Holdings Ltd.	Cash offer HK\$9.00 for each share, cash offer (the difference between share offer price and the exercise price of the relevant option) for each option	2017/05/25	2017/08/18
00319	China Metal International Holdings Inc.	Cash offer HK\$3.01 for each share	2017/09/22	2017/10/09
00963	Bloomage BioTechnology Corporation Ltd.	Cash offer HK\$16.30 for each share	2017/10/17	2017/11/02
00170	China Assets (Holdings) Ltd.	Cash offer HK\$6.80 for each share	2017/10/26	2017/11/07
01136	TCC International Holdings Ltd.	Cash offer HK\$3.60 or 0.42 Taiwan Cement Corporation share for each ordinary share	2017/09/19	2017/11/20

Change of domicile

Code	Former company	New company	Place of incorporation	Effective date
00362	China Zenith Chemical Group Ltd.	China Zenith Chemical Group Ltd.	Bermuda	2017/04/24
00735	China Power New Energy Development Co. Ltd.	China Power Clean Energy Development Co. Ltd.	Hong Kong	2017/07/18
00402	Peace Map Holding Ltd.	Peace Map Holding Ltd.	Bermuda	2017/07/25
01194	Munsun Capital Group Ltd.	Munsun Capital Group Ltd.	Bermuda	2017/12/12

Companies under suspension as at the end of 2017

Code	Stock	Last closing price		Date of suspension
		(HK\$)	(Date)	
01149	Anxin-China Holdings Ltd.	0.385	(2015/03/31)	2015/04/01
00835	Asia Coal Ltd.	0.056	(2017/09/29)	2017/10/03
00073	Asian Citrus Holdings Ltd.	0.600	(2016/09/28)	2016/09/29
00761	Bel Global Resources Holdings Ltd.	0.143	(2011/06/30)	2011/07/04
01698	Boshiwa International Holding Ltd.	1.680	(2012/03/15)	2012/03/15
00933	Brightoil Petroleum (Holdings) Ltd.	1.500	(2017/09/29)	2017/10/03
02228	CECEP COSTIN New Materials Group Ltd.	0.600	(2016/08/15)	2016/08/15
02229	Changgang Dunxin Enterprise Co. Ltd.	0.510	(2016/01/19)	2016/01/20
01073	China Agrotech Holdings Ltd.	0.245	(2014/09/18)	2014/09/18
00940	China Animal Healthcare Ltd.	5.200	(2015/03/27)	2015/03/30
03777	China Fiber Optic Network System Group Ltd.	0.700	(2016/10/12)	2016/10/13
00591	China High Precision Automation Group Ltd.	1.240	(2012/08/21)	2012/08/22
00692	China Household Holdings Ltd.	0.510	(2017/06/21)	2017/06/22
06863	China Huishan Dairy Holdings Co. Ltd.	0.420	(2017/03/24)	2017/03/24
01863	China Longevity Group Co. Ltd.	1.370	(2013/02/14)	2013/02/14
00067	China Lumena New Materials Corp.	1.250	(2014/03/25)	2014/03/25
00691	China Shanshui Cement Group Ltd.	6.290	(2015/04/15)	2015/04/16
00155	China Solar Energy Holdings Ltd.	0.180	(2013/08/16)	2013/08/16
00873	China Taifeng Beddings Holdings Ltd.	1.080	(2015/02/26)	2015/02/26
00648	China Wah Yan Healthcare Ltd.	0.380	(2017/11/24)	2017/11/27
01019	Convoy Global Holdings Ltd.	0.167	(2017/12/07)	2017/12/07
02369	Coolpad Group Ltd.	0.720	(2017/03/30)	2017/03/31
00985	CST Group Ltd.	0.041	(2017/12/22)	2017/12/27
01007	Daqing Dairy Holdings Ltd.	1.680	(2012/03/21)	2012/03/22
03335	DBA Telecommunication (Asia) Holdings Ltd.	2.030	(2013/06/05)	2013/06/06
00828	Dynasty Fine Wines Group Ltd.	1.440	(2013/03/21)	2013/03/22
01998	Flyke International Holdings Ltd.	0.380	(2014/03/28)	2014/03/31
01819	Fuguiniao Co., Ltd. – H Shares	3.880	(2016/08/31)	2016/09/01
01353	Fujian Nuoqi Co., Ltd. – H Shares	1.000	(2014/07/23)	2014/07/23
02123	Golden Shield Holdings (Industrial) Ltd.	0.224	(2014/03/31)	2014/04/01
01318	Greens Holdings Ltd.	0.630	(2015/06/01)	2015/06/02
01187	Han Tang International Holdings Ltd.	2.610	(2014/03/31)	2014/04/01
00566	Hanergy Thin Film Power Group Ltd.	3.910	(2015/05/20)	2015/05/20
00404	Hsin Chong Group Holdings Ltd.	0.350	(2017/03/31)	2017/04/03
00587	Hua Han Health Industry Holdings Ltd.	0.530	(2016/09/26)	2016/09/27
01225	Lerado Financial Group Co. Ltd.	0.127	(2017/06/06)	2017/06/06
02898	Longrun Tea Group Co. Ltd.	0.380	(2017/06/14)	2017/06/15
00311	Luen Thai Holdings Ltd.	1.770	(2017/02/14)	2017/02/15
01116	Mayer Holdings Ltd.	0.123	(2012/01/06)	2012/01/09
00846	Mingfa Group (International) Co. Ltd.	1.890	(2016/03/31)	2016/04/01
00233	Mingyuan Medicare Development Co. Ltd.	0.230	(2015/03/31)	2015/04/01
01236	National Agricultural Holdings Ltd.	1.190	(2017/03/27)	2017/03/28
00254	National United Resources Holdings Ltd.	0.142	(2016/07/29)	2016/08/01
00462	Natural Dairy (NZ) Holdings Ltd.	2.200	(2010/09/06)	2010/09/07
06108	New Ray Medicine International Holding Ltd.	0.425	(2017/10/04)	2017/10/06
02889	Nickel Resources International Holdings Co. Ltd.	0.244	(2015/03/31)	2015/04/01
06123	On Time Logistics Holdings Ltd.	4.000	(2017/12/01)	2017/12/04
01174	Pacific Andes International Holdings Ltd.	0.146	(2015/11/25)	2015/11/26
02078	PanAsialum Holdings Co. Ltd.	0.860	(2014/12/16)	2014/12/17
00789	Primeview Holdings Ltd.	0.100	(2017/06/30)	2017/07/03
00246	Real Gold Mining Ltd.	8.860	(2011/05/26)	2011/05/27
01399	Scud Group Ltd.	1.040	(2015/03/25)	2015/03/26
00300	Shenji Group Kunming Machine Tool Co. Ltd. – H Shares	2.490	(2017/03/22)	2017/03/23
00967	Sound Global Ltd.	2.980	(2016/04/12)	2016/04/13
01228	Superb Summit International Group Ltd.	1.460	(2014/11/20)	2014/11/20

Companies under suspension as at the end of 2017 *(continued)*

Code	Stock	Last closing price		Date of suspension
		(HK\$)	(Date)	
03823	Tech Pro Technology Development Ltd.	0.068	(2017/11/08)	2017/11/09
01619	Tianhe Chemicals Group Ltd.	1.170	(2015/03/26)	2015/03/26
03886	Town Health International Medical Group Ltd.	0.690	(2017/11/24)	2017/11/27
02468	Trony Solar Holdings Co. Ltd.	0.630	(2012/06/20)	2012/06/21
00307	Up Energy Development Group Ltd.	0.129	(2016/06/29)	2016/06/30
01048	Yorkshire Holdings Ltd.	2.950	(2017/07/31)	2017/08/01
00909	Zhongda International Holdings Ltd.	0.425	(2011/09/02)	2011/09/05

Takeovers and mergers

Code	Company	Proposed date Offer closing date
01305	Wai Chi Holdings Co. Ltd. Voluntary unconditional cash offer was made by Rexell Technology Co. Ltd. at a price of HK\$2.00 for each share	2016/12/13 2017/01/03
03708	Yat Sing Holdings Ltd. Mandatory unconditional cash offer was made by Smart Paradise International Ltd. at a price of HK\$0.94 for each share	2016/12/23 2017/01/13
02239	SMIT Holdings Ltd. Mandatory unconditional cash offer was made by Green Flourish Ltd. at a price of HK\$2.25 for each share, HK\$2.1414 for each share option with an exercise price of HK\$0.1086, HK\$1.932 for each share option with an exercise price of HK\$0.3180, HK\$1.1952 for each share option with an exercise price of HK\$1.0548, HK\$0.000156 for each share option with an exercise price of HK\$3.1567, HK\$4.2038, HK\$4.3589, HK\$4.7777, HK\$4.7855, HK\$5.7782, HK\$8.2524 and HK\$9.4080	2016/12/28 2017/01/18
00674	Culture Landmark Investment Ltd. (Name changed to China Tangshang Holdings Ltd.) Mandatory conditional cash offer was made by Grand Nice International Ltd. at a price of HK\$0.33 for each share, HK\$0.001 for each share option with an exercise price of HK\$0.513	2016/12/02 2017/01/23
00970	Sparkle Roll Group Ltd. Mandatory conditional cash offer was made by Sparkle Roll Holdings Ltd. at a price of HK\$0.45 for each share	2016/12/23 2017/01/24
00336	Huabao International Holdings Ltd. Voluntary conditional cash offer was made by Raise Sino Investments Ltd. and Resourceful Link International Ltd. at a price of HK\$3.30 for each share, HK\$0.0001 for each share option with an exercise price of HK\$6.65	2016/12/22 2017/01/26
00711	Asia Allied Infrastructure Holdings Ltd. Mandatory unconditional cash offer was made by GT Winners Ltd. at a price of HK\$1.08 for each share, HK\$0.6924 for each HK\$1 face value of the 2015 convertible bonds, HK\$1.50 for each HK\$1 face value of the 2016 convertible bonds	2017/01/12 2017/02/02
02340	Synergis Holdings Ltd. Mandatory unconditional cash offer was made by Champ Key Holdings Ltd. at a price of HK\$1.12 for each share, HK\$0.168 for each share option with an exercise price of HK\$0.952, HK\$0.26 for each share option with an exercise price of HK\$0.86	2017/01/13 2017/02/03
00176	United Pacific Industries Ltd. (Name changed to Superactive Group Co. Ltd.) Voluntary conditional cash offer was made by Super Fame Holdings Ltd. at a price of HK\$0.493 for each share	2016/12/23 2017/02/08
01683	LC Group Holdings Ltd. (Name changed to Royal China International Holdings Ltd.) Mandatory unconditional cash offer was made by State Energy HK Ltd., a wholly-owned subsidiary of National Business Holdings Group Co., Ltd. at a price of HK\$1.728 for each share	2017/01/20 2017/02/10
00311	Luen Thai Holdings Ltd. Voluntary conditional cash offer was made by Shangtex (Hong Kong) Ltd., an indirect wholly-owned subsidiary of Shangtex Holding Co., Ltd. at a price of HK\$1.80 for each share	2017/01/24 2017/02/14
00442	KTL International Holdings Group Ltd. (Name changed to Hifood Group Holdings Co., Ltd.) Mandatory unconditional cash offer was made by HNA Aviation Investment Holding Co. Ltd., an indirect non-wholly owned subsidiary of HNA Group Co., Ltd. at a price of HK\$6.05 for each share	2017/01/27 2017/02/17
00952	Quam Ltd. (Name changed to China Oceanwide International Financial Ltd.) Mandatory unconditional cash offer was made by Oceanwide Holdings International Financial Development Co., Ltd. at a price of HK\$1.38 for each share, HK\$0.88 for each warrant with an exercise price of HK\$0.50, HK\$0.6177 for each share option with an exercise price of HK\$0.7623, HK\$0.5460 for each share option with an exercise price of HK\$0.8340	2017/02/02 2017/02/23
01353	Fujian Nuoqi Co., Ltd. – H Shares Mandatory unconditional cash offer was made by Hao Tian Investment (China) Co. Ltd. and Hao Tian Corporation Ltd., indirect wholly-owned subsidiaries of Hao Tian Development Group Ltd. at a price of HK\$0.5626 for each H share, RMB0.4835 for each domestic share	2017/02/08 2017/03/01
01341	Clear Lift Holdings Ltd. (Name changed to Hao Tian International Construction Investment Group Ltd.) Mandatory unconditional cash offer was made by Hao Tian Management (China) Ltd., an indirect wholly-owned subsidiary of Hao Tian Development Group Ltd. at a price of HK\$0.79 for each share	2017/02/20 2017/03/13
01626	Jia Yao Holdings Ltd. Mandatory unconditional cash offer was made by China Civil Aviation (Cayman) Investment Group Ltd., an indirect non-wholly owned subsidiary of HWA Group Co., Ltd. at a price of HK\$2.00 for each share	2017/02/24 2017/03/17
01117	China Modern Dairy Holdings Ltd. Mandatory conditional cash offer was made by China Mengniu Dairy Co. Ltd. at a price of HK\$1.94 or US\$0.25 for each share, HK\$1.94 or US\$0.25 for each option with an exercise price lower than the offer price, HK\$0.0001 or US\$0.000013 for each option with an exercise price above the offer price	2017/02/14 2017/03/21
02086	Advanced Card Systems Holdings Ltd. (Name changed to HNA Technology Investments Holdings Ltd.) Mandatory unconditional cash offer was made by HNA EcoTech Pioneer Acquisition at a price of HK\$2.66 for each share	2017/03/01 2017/03/22

Takeovers and mergers (continued)

Code	Company	Proposed date Offer closing date
00372	ITC Corporation Ltd. (Name changed to PT International Development Corporation Ltd.) Mandatory unconditional cash offer was made by Ace Pride Holdings Ltd. at a price of HK\$0.52 for each share	2017/03/07 2017/03/28
00801	Golden Meditech Holdings Ltd. Voluntary conditional cash offer was made by Magnum Opus 3 International Holdings Ltd. at a price of HK\$1.25 for each share, HK\$880,681.82 for every US\$100,000 face value of the convertible notes, HK\$0.001 for each option	2017/03/10 2017/04/10
02277	Huarong Investment Stock Corporation Ltd. Mandatory unconditional cash offer was made by Right Select International Ltd., a wholly-owned subsidiary of China Huarong International Holdings Ltd. at a price of HK\$1.31 for each share	2017/03/22 2017/04/12
01808	Enterprise Development Holdings Ltd. Voluntary conditional cash offer was made by Luck Success Development Ltd., a wholly-owned subsidiary of Rentian Technology Holdings Ltd. at a price of HK\$1.00 for each share	2017/03/24 2017/04/27
02168	Yingde Gases Group Co. Ltd. Voluntary conditional cash offer was made by PAGAC II-2 Ltd. at a price of HK\$6.00 for each share, HK\$6.00 less the exercise price for each option with an exercise price lower than the share offer price, HK\$0.001 for each option with an exercise price above the share offer price	2017/03/10 2017/05/04
00929	IPE Group Ltd. Mandatory unconditional cash offer was made by Baoan Technology Co. Ltd. at a price of HK\$1.95 for each share, HK\$0.13 for each option with an exercise price of HK\$1.82, HK\$1.24 for each option with an exercise price of HK\$0.71, HK\$1.39 for each option with an exercise price of HK\$0.56, HK\$1.49 for each option with an exercise price of HK\$0.46	2017/04/18 2017/05/09
00283	Goldin Properties Holdings Ltd. Voluntary conditional cash offer was made by Silver Starlight Ltd. at a price of HK\$9.00 for each share, the difference between share offer price and the exercise price of the relevant option for each option	2017/04/19 2017/05/25
01160	Grand Investment International Ltd. Mandatory unconditional cash offer was made by Blue Canary Consulting Group Ltd. at a price of HK\$1.82 for each share	2017/05/05 2017/05/26
00542	Generic (Holdings) Ltd. Voluntary conditional cash offer was made by All Great International Holdings Ltd. at a price of HK\$0.178 for each share	2017/05/02 2017/05/31
01520	Runway Global Holdings Co. Ltd. (Name changed to CEFC Hong Kong Financial Investment Co. Ltd.) Mandatory unconditional cash offer was made by New Seres CEFC Investment Fund LP at a price of HK\$0.745 for each share	2017/05/09 2017/05/31
01159	Jimei International Entertainment Group Ltd. (Name changed to Starlight Culture Entertainment Group Ltd.) Mandatory unconditional cash offer was made by Cosmic Leader Holdings Ltd. at a price of HK\$1.20 for each share, HK\$24,000 for every HK\$100,000 face value of the convertible bonds	2017/05/10 2017/05/31
02183	Lifestyle Properties Development Ltd. (Name changed to Sansheng Holdings (Group) Co. Ltd.) Mandatory unconditional cash offer was made by Mega Regal Ltd. at a price of HK\$5.18 for each share	2017/05/10 2017/05/31
01009	International Entertainment Corporation Mandatory unconditional cash offer was made by Brighten Path Ltd. at a price of HK\$1.644 for each share	2017/05/12 2017/06/09
00974	China Shun Ke Long Holdings Ltd. Mandatory unconditional cash offer was made by CCOOP International Holdings Ltd., an indirectly wholly-owned subsidiary of CCOOP Group Co., Ltd. at a price of HK\$3.95 for each share	2017/05/19 2017/06/09
00334	China Display Optoelectronics Technology Holdings Ltd. Mandatory unconditional cash offer was made by High Value Ventures Ltd. at a price of HK\$0.90 for each share, HK\$0.16 for each option at an exercise price of HK\$0.74	2017/05/22 2017/06/12
00834	China Kangda Food Co. Ltd. Mandatory unconditional cash offer was made by China Tian Yuan Manganese Ltd. at a price of HK\$1.34 for each share	2017/05/26 2017/06/16
01089	Leyou Technologies Holdings Ltd. Mandatory unconditional cash offer was made by Port New Ltd. at a price of HK\$1.60 for each share, HK\$0.40 for each option	2017/06/02 2017/06/23
01141	CMBC Capital Holdings Ltd. Mandatory unconditional cash offer was made by CMBC International Investment Ltd., an indirect wholly-owned subsidiary of CMBC International Holdings Ltd. at a price of HK\$0.06 for each share	2017/06/07 2017/06/28
00549	Jilin Qifeng Chemical Fiber Co., Ltd. – H Shares Voluntary conditional cash offer was made by Jilin Top Trading Co. Ltd. and its subsidiary Jilin Fiber Co., Ltd. at a price of HK\$1.097 for each H share	2017/04/03 2017/06/30
01079	Pine Technology Holdings Ltd. Mandatory unconditional cash offer was made by Sage Global Holdings Ltd. at a price of HK\$0.651 for each share, HK\$0.444 for each share option	2017/06/07 2017/07/03
01255	S. Culture International Holdings Ltd. Mandatory unconditional cash offer was made by Shang Ying Financial Holding Co., Ltd. at a price of HK\$4.00 for each share	2017/06/17 2017/07/10

Takeovers and mergers (continued)

Code	Company	Proposed date Offer closing date
00582	Landing International Development Ltd. Mandatory unconditional cash offer was made by Landing International Ltd. at a price of HK\$0.075 for each share	2017/07/06 2017/07/27
01010	PacRay International Holdings Ltd. Voluntary conditional cash offer was made by Glory Genius International Holdings Ltd. at a price of HK\$1.80 for each share	2017/08/10 2017/08/31
01682	Highlight China IoT International Ltd. Mandatory unconditional cash offer was made by Rosy Lane International Ltd. at a price of HK\$0.931 for each share	2017/08/22 2017/09/12
00464	Kenford Group Holdings Ltd. Mandatory unconditional cash offer was made by China Yuen Capital Ltd. at a price of HK\$1.60 for each share	2017/08/22 2017/09/12
01470	Tic Tac International Holdings Co. Ltd. (Name changed to Prosper One International Holdings Co. Ltd.) Mandatory unconditional cash offer was made by Prosper One Enterprises Ltd. at a price of HK\$0.9458 for each share	2017/09/06 2017/09/27
00231	Ping An Securities Group (Holdings) Ltd. Mandatory conditional cash offer was made by Well Up (Hong Kong) Ltd. at a price of HK\$0.096 for each share, HK\$2,400,000 for every HK\$5,000,000 face value of the 2020 Convertible Bonds	2017/09/08 2017/09/29
00767	Pacific Plywood Holdings Ltd. Mandatory unconditional cash offer was made by Huarong Financial Services Asset Management L.P. at a price of HK\$0.30 for each share	2017/09/07 2017/10/06
00596	Inspur International Ltd. Voluntary conditional cash offer was made by Inspur Cloud Computing Investment Ltd. at a price of HK\$2.10 for each share, HK\$0.76 for each option with an exercise price of HK\$1.34, HK\$0.47 for each option with an exercise price of HK\$1.63, HK\$0.39 for each option with an exercise price of HK\$1.71, HK\$0.01 for each option with an exercise price of HK\$3.41	2017/09/07 2017/10/24
01499	LEAP Holdings Group Ltd. Mandatory conditional cash offer was made by Right Star Investment Development Ltd. at a price of HK\$0.1236 for each share	2017/10/20 2017/11/15
00009	Nine Express Ltd. Voluntary conditional cash offer was made by Keyne Holdings Ltd. at a price of HK\$0.27 for each share, HK\$3,375,000 for every HK\$10,000,000 face value of the convertible notes, HK\$0.01 for each option	2017/10/27 2017/12/01
00826	Tiangong International Co. Ltd. Voluntary conditional cash offer was made by Sky Greenfield Investment Ltd. at a price of HK\$0.90 for each share, HK\$0.01 for each option with an exercise price of HK\$1.78, HK\$0.30 for each option with an exercise price of HK\$0.60	2017/10/27 2017/12/01
06123	On Time Logistics Holdings Ltd. Mandatory unconditional cash offer was made by YTO Global Holdings Ltd., an indirect wholly-owned subsidiary of YTO Express Group Co., Ltd. at a price of HK\$4.0698 for each share, HK\$2.4198 for each option with an exercise price of HK\$1.65	2017/11/10 2017/12/01
00888	RoadShow Holdings Ltd. Mandatory unconditional cash offer was made by Bliss Chance Global Ltd. at a price of HK\$1.093 for each share	2017/11/21 2017/12/12
01326	Pegasus Entertainment Holdings Ltd. Mandatory unconditional cash offer was made by Nice Rich Group Ltd. at a price of HK\$0.319 for each share	2017/11/15 2017/12/13
00186	Grande Holdings Ltd., The Mandatory unconditional cash offer was made by Wealth Warrior Global Ltd. at a price of HK\$0.18 for each share	2017/12/01 2017/12/22

Share subdivisions and share consolidations

Code	Stock	Particulars	New par value (HK\$)	Effective date
02324	Capital VC Ltd.	Consolidation 5 into 1	0.0250	2017/02/08
00221	Easy One Financial Group Ltd.	Consolidation 10 into 1	0.0100 *	2017/02/21
00091	International Standard Resources Holdings Ltd.	Consolidation 2 into 1	n.a.	2017/02/24
01269	China First Capital Group Ltd.	Split 1 into 5	0.0200	2017/02/28
00585	Imagi International Holdings Ltd.	Consolidation 8 into 1	0.0400	2017/03/13
00351	Asia Energy Logistics Group Ltd.	Consolidation 10 into 1	n.a.	2017/03/27
00997	Chinlink International Holdings Ltd.	Consolidation 25 into 1	0.3125	2017/03/28
01499	LEAP Holdings Group Ltd.	Split 1 into 2	0.0050	2017/04/24
02728	Yuhua Energy Holdings Ltd.	Split 1 into 2	0.0025	2017/04/27
02213	Yi Hua Holdings Ltd.	Split 1 into 2	0.0050	2017/05/10
00362	China Zenith Chemical Group Ltd.	Consolidation 4 into 1	0.1000 *	2017/05/15
00635	Playmates Holdings Ltd.	Split 1 into 10	0.0100	2017/05/19
01104	APAC Resources Ltd.	Consolidation 10 into 1	1.0000	2017/06/02
00198	SMI Holdings Group Ltd.	Consolidation 5 into 1	0.5000	2017/06/05
00459	Midland IC&I Ltd.	Consolidation 10 into 1	0.1000	2017/06/28
01145	Courage Investment Group Ltd. (Formerly: Courage Marine Group Ltd.)	Split 1 into 3	USD 0.06	2017/07/06
00915	Daohe Global Group Ltd.	Split 1 into 3	USD 0.01333	2017/08/10
00931	China LNG Group Ltd.	Consolidation 10 into 1	0.0200	2017/08/11
01094	China Public Procurement Ltd.	Consolidation 10 into 1	0.1000	2017/08/11
01125	Lai Fung Holdings Ltd.	Consolidation 50 into 1	5.0000	2017/08/15
00488	Lai Sun Development Co. Ltd.	Consolidation 5 into 1	n.a.	2017/08/15
00191	Lai Sun Garment (International) Ltd.	Consolidation 5 into 1	n.a.	2017/08/15
00061	Green Leader Holdings Group Ltd. (Formerly: North Asia Resources Holdings Ltd.)	Consolidation 10 into 1	0.1000	2017/08/28
01192	Titan Petrochemicals Group Ltd.	Consolidation 8 into 1	0.0800	2017/09/05
03326	Perfect Group International Holdings Ltd.	Split 1 into 3	0.0033	2017/09/13
01027	China Jicheng Holdings Ltd.	Consolidation 20 into 1	0.0016	2017/10/10
00948	Z-Obee Holdings Ltd.	Consolidation 20 into 1	USD 0.16	2017/10/17
00092	Champion Technology Holdings Ltd.	Consolidation 20 into 1	0.1000 *	2017/10/26
00622	Enerchina Holdings Ltd.	Consolidation 5 into 1	0.0500	2017/11/07
00648	China Wah Yan Healthcare Ltd.	Consolidation 20 into 1	n.a.	2017/11/20
00932	RM Group Holdings Ltd.	Split 1 into 4	0.0025	2017/12/05
00299	New Sports Group Ltd.	Consolidation 20 into 1	0.0500	2017/12/21

* New par value after capital reorganisation

Bonus issues/bonus warrants

Code	Stock	Particulars	Ex-date
00292	Asia Standard Hotel Group Ltd.	2 for 1 option to elect to receive the Convertible Notes in lieu of all (but not part of)	2017/01/23
00211	Styland Holdings Ltd.	1 wt for 5	2017/01/24
00275	Master Glory Group Ltd.	1 for 1	2017/01/24
00273	Mason Group Holdings Ltd. (Formerly: Mason Financial Holdings Ltd.)	1 for 10	2017/02/15
00091	International Standard Resources Holdings Ltd.	1 wt for 5	2017/04/18
00987	China Renewable Energy Investment Ltd.	1 wt for 5	2017/05/02
01560	Star Properties Group (Cayman Islands) Ltd.	1 for 1	2017/05/04
00771	Automated Systems Holdings Ltd.	1 for 10	2017/05/22
06183	China Greenfresh Group Co., Ltd.	1 for 1	2017/06/01
00833	Alltronics Holdings Ltd.	8 for 10	2017/06/05
00131	Cheuk Nang (Holdings) Ltd.	1 wt for 27	2017/06/06
00012	Henderson Land Development Co. Ltd.	1 for 10	2017/06/07
00003	Hong Kong and China Gas Co. Ltd., The	1 for 10	2017/06/09
06830	Huazhong In-Vehicle Holdings Co. Ltd.	1 for 10	2017/06/09
01986	Tsaker Chemical Group Ltd.	1 for 1	2017/06/23
02338	Weichai Power Co. Ltd. – H Shares	10 for 10	2017/06/23
02208	Xinjiang Goldwind Science & Technology Co., Ltd. – H Shares	3 for 10	2017/07/03
01057	Zhejiang Shibao Co. Ltd. – H Shares	15 for 10	2017/07/04
01513	Livzon Pharmaceutical Group Inc. – H Shares	3 for 10	2017/07/05
00474	Hao Tian Development Group Ltd.	1 for 6	2017/07/12
00417	Tse Sui Luen Jewellery (International) Ltd.	1 for 6	2017/07/24
01271	Grand Ming Group Holdings Ltd.	1 for 10	2017/07/28
00248	HKC International Holdings Ltd.	1 for 4	2017/08/31
00595	AV Concept Holdings Ltd.	1 for 5	2017/08/31
01341	Hao Tian International Construction Investment Group Ltd. (Formerly: Clear Lift Holdings Ltd.)	1 for 1	2017/09/04
01107	Modern Land (China) Co., Ltd.	1 for 10	2017/09/20
01181	Tang Palace (China) Holdings Ltd.	1 for 4	2017/09/28
00672	Zhong An Real Estate Ltd.	1 for 1	2017/09/29

Rights issues/open offers

Code	Stock	Particulars	Funds raised (HK\$mil)	Ex-date payment date
00197	Heng Tai Consumables Group Ltd.	Rts 1 for 1 @\$0.24	216.08	2016/12/06 2017/01/03
00080	China New Economy Fund Ltd.	Rts 3 for 2 @\$0.50 with bonus 2 for 3 rts shs	166.89	2016/12/16 2017/01/12
01340	Huisheng International Holdings Ltd.	Rts 1 for 2 @HKD 0.50	144.75	2016/12/28 2017/01/23
00993	Huarong International Financial Holdings Ltd.	Rts 1.5 for 20 @\$2.63	658.44	2017/01/05 2017/02/01
00273	Mason Group Holdings Ltd. (Formerly: Mason Financial Holdings Ltd.)	Rts 6 for 5 @\$0.13	2,876.22	2017/01/04 2017/02/01
00117	Tianli Holdings Group Ltd.	Open offer 1 for 2 @\$1.50	372.38	2017/01/11 2017/02/03
00771	Automated Systems Holdings Ltd.	Rts 1 for 2 @\$1.10	192.93	2017/01/20 2017/02/17
06108	New Ray Medicine International Holding Ltd.	Rts 3 for 1 @\$0.275	343.57	2017/02/01 2017/02/24
00928	Life Healthcare Group Ltd. (Formerly: Tack Fiori International Group Ltd.)	Rts 1 for 1 @\$0.126	301.18	2017/02/09 2017/03/02
01639	AKM Industrial Co. Ltd.	Rts 1 for 4 @\$0.55	135.78	2017/02/10 2017/03/06
02324	Capital VC Ltd.	Rts 3 for 1 @\$0.20 (after consolidation 5 into 1)	413.23	2017/02/09 2017/03/06
00622	Enerchina Holdings Ltd.	Rts 1 for 2 @\$0.265	953.18	2016/12/23 2017/03/06
00091	International Standard Resources Holdings Ltd.	Rts 1 for 2 @\$0.09 (after consolidation 2 into 1)	143.72	2017/02/27 2017/03/21
00862	Vision Values Holdings Ltd.	Rts 1 for 2 @\$0.18	233.27	2017/02/27 2017/03/21
00166	New Times Energy Corporation Ltd.	Open offer 1 for 2 @\$0.25	738.79	2017/03/17 2017/04/11
00582	Landing International Development Ltd.	Rts 5 for 1 @\$0.05	5,141.47	2017/03/24 2017/04/19
01224	C C Land Holdings Ltd.	Rts 1 for 2 @\$2.00	2,588.22	2017/03/20 2017/04/21
00143	Guoan International Ltd. (Formerly: Global Tech (Holdings) Ltd.)	Rts 1 for 2 @\$0.17	439.11	2017/03/29 2017/04/28
00968	Xinyi Solar Holdings Ltd.	Rts 1 for 10 @\$2.24	1,511.73	2017/05/05 2017/05/31
00222	Min Xin Holdings Ltd.	Rts 3 for 10 @\$6.00	826.97	2017/05/09 2017/06/02
00612	China Investment Fund International Holdings Ltd.	Open offer 1 for 10 @\$0.56	61.99	2017/05/10 2017/06/05
00431	Greater China Financial Holdings Ltd.	Open offer 1 for 2 @\$0.10	228.79	2017/05/18 2017/06/12
00687	Hong Kong Int'l Construction Inv Management Group Co., Ltd.	Rts 2 for 1 @\$4.08	9,254.79	2017/05/22 2017/06/13
00990	Theme International Holdings Ltd.	Rts 1 for 2 @\$0.15	394.71	2017/05/10 2017/06/13
01380	China Kingstone Mining Holdings Ltd.	Rts 5 for 1 @\$0.12	283.21	2017/05/29 2017/06/23
00482	Sandmartin International Holdings Ltd.	Open offer 3 for 2 @\$0.12	236.08	2017/06/19 2017/07/12
01198	Royale Furniture Holdings Ltd.	Open offer 1 for 8 @\$0.455	100.58	2017/07/04 2017/07/27
00952	China Oceanwide International Financial Ltd. (Formerly: Quam Ltd.)	Rts 3 for 1 @\$1.10	5,133.19	2017/07/06 2017/07/28
01097	i-CABLE Communications Ltd.	Open offer 5 for 3 @\$0.21	704.03	2017/08/03 2017/08/24
01250	Beijing Enterprises Clean Energy Group Ltd.	Open offer 1 for 7 @\$0.17	1,329.51	2017/08/08 2017/09/04
01560	Star Properties Group (Cayman Islands) Ltd.	Open offer 2 for 5 @\$0.75	134.40	2017/08/09 2017/09/04
01002	V.S. International Group Ltd.	Rts 1 for 4 @\$0.23	105.79	2017/08/10 2017/09/04
00861	Digital China Holdings Ltd.	Rts 1 for 4 @\$4.00	1,341.81	2017/08/10 2017/09/07
00996	Carnival Group International Holdings Ltd.	Rts 1 for 4 @\$0.40	1,717.77	2017/08/28 2017/09/21
02133	China Polymetallic Mining Ltd.	Rts 1 for 2 @\$0.12	143.19	2017/08/30 2017/09/22
03311	China State Construction International Holdings Ltd.	Rts 1 for 8 @\$11.33	6,356.33	2017/09/07 2017/10/03
00706	Beautiful China Holdings Co. Ltd.	Rts 3 for 4 @\$0.067	263.87	2017/09/12 2017/10/09
00176	Superactive Group Co. Ltd. (Formerly: United Pacific Industries Ltd.)	Open offer 1 for 2 @\$0.50	338.76	2017/09/08 2017/10/20
00876	Mega Medical Technology Ltd.	Rts 1 for 3 @\$0.40	510.16	2017/10/09 2017/11/03
00697	Shougang Concord International Enterprises Co. Ltd.	Open offer 1 for 1 @\$0.225	2,015.53	2017/10/16 2017/11/08
02323	China HKBridge Holdings Ltd. (Formerly: Topsearch International (Holdings) Ltd.)	Rts 1 for 2 @\$2.20	1,610.40	2017/10/25 2017/11/20
00948	Z-Obee Holdings Ltd.	Open offer 2 for 5 @US\$0.16 (after consolidation 20 into 1)	19.04	2017/10/26 2017/11/20
02380	China Power International Development Ltd.	Rts 1 for 3 @\$1.82	4,462.13	2017/11/14 2017/12/08

Rights issues/open offers (continued)

Code	Stock	Particulars	Funds raised (HK\$mil)	Ex-date payment date
00943	eForce Holdings Ltd.	Rts 4 for 1 @\$0.055	317.42	2017/11/17 2017/12/08
00149	China Agri-Products Exchange Ltd.	Rts 5 for 1 @\$0.088	729.89	2017/11/16 2017/12/11
00244	Sincere Co. Ltd., The	Rts 3 for 5 @\$0.27	93.04	2017/11/17 2017/12/11
00495	Paladin Ltd.	Open offer 1 Convertible Note or 1 new share for 5 @\$0.25	19.38 *	2017/11/13 2017/12/12
00515	TC Orient Lighting Holdings Ltd.	Rts 1 for 1 @\$0.13	133.85	2017/11/17 2017/12/12
01227	National Investments Fund Ltd.	Rts 1 for 2 @\$0.035	42.04	2017/11/28 2017/12/21
Total			56,479.59	

* Fund raised amount excludes the portion from convertible notes
Notes: Figures may not add up to total due to rounding.

Placings

Code	Company	New shares placed	Placing price (HK\$)	Funds raised (HK\$mil)	Allotment date
00979	Green Energy Group Ltd.	133,206,000	0.2600	34.63	2017/01/03
01039	Fortunet e-Commerce Group Ltd.	151,515,000	1.9800	300.00	2017/01/06
01227	National Investments Fund Ltd.	160,000,000	0.1000	16.00	2017/01/10
00039	China Beidahuang Industry Group Holdings Ltd.	351,599,550	0.4800	168.77	2017/01/12
01140	OP Financial Investments Ltd.	56,000,000	1.9500	109.20	2017/01/12
01431	YuanShengTai Dairy Farm Ltd.	781,749,400	0.5000	390.87	2017/01/13
00276	Mongolia Energy Corporation Ltd.	60,000,000	0.2600	15.60	2017/01/17
01145	Courage Marine Group Ltd. (Name changed to Courage Investment Group Ltd.)	25,400,000	3.8200	97.03	2017/01/18
00861	Digital China Holdings Ltd.	35,214,000	5.5300	194.73	2017/01/18
00115	Grand Field Group Holdings Ltd.	90,468,877	0.2700	24.43	2017/01/19
00145	Hong Kong Building and Loan Agency Ltd., The	384,416,000	0.3600	138.39	2017/01/20
01483	U Banquet Group Holding Ltd.	93,000,000	1.6100	149.73	2017/01/23
01566	China Animation Characters Co. Ltd.	16,076,000	3.2500	52.25	2017/01/24
01142	Siberian Mining Group Co. Ltd.	123,200,000	0.2170	26.73	2017/01/24
02012	Sunshine Oilsands Ltd.	60,000,000	0.2620	15.72	2017/01/24
03337	Anton Oilfield Services Group	221,619,604	1.0080	223.39	2017/01/25
02014	Ozner Water International Holding Ltd.	316,299,950	1.7100	540.87	2017/01/25
02028	Jolimark Holdings Ltd.	18,000,000	1.6500	29.70	2017/01/26
00110	China Fortune Holdings Ltd.	85,716,000	0.3500	30.00	2017/01/27
00810	China Internet Investment Finance Holdings Ltd.	90,990,000	0.2600	23.66	2017/01/27
00581	China Oriental Group Co. Ltd.	586,284,000	1.3000	762.17	2017/01/27
00030	Ban Loong Holdings Ltd.	534,132,000	0.1100	58.75	2017/02/01
01020	Sinoref Holdings Ltd. (Name changed to Cybnaut International Holdings Co. Ltd.)	595,600,000	0.3000	178.68	2017/02/02
01046	Universe International Financial Holdings Ltd.	106,660,000	0.5190	55.36	2017/02/07
00571	eSun Holdings Ltd.	248,642,433	0.6200	154.16	2017/02/09
01237	China Environmental Technology and Bioenergy Holdings Ltd.	514,500,000	0.1300	66.89	2017/02/10
00789	Artini China Co. Ltd. (Name changed to Primeview Holdings Ltd.)	510,000,000	0.0800	40.80	2017/02/16
02212	Future Bright Mining Holdings Ltd.	170,000,000	0.2050	34.85	2017/02/16
00800	A8 New Media Group Ltd.	931,800,000	0.4100	382.04	2017/02/20
00959	Amax International Holdings Ltd.	13,000,000	0.5000	6.50	2017/02/22
00815	China Silver Group Ltd.	13,800,000	1.5100	20.84	2017/02/23
00141	Great China Holdings Ltd.	52,300,000	1.4400	75.31	2017/02/24
00332	Yuan Heng Gas Holdings Ltd.	331,000,000	0.6800	225.08	2017/02/24
00616	Eminence Enterprise Ltd.	350,000,000	0.1600	56.00	2017/02/27
02277	Huarong Investment Stock Corporation Ltd.	580,000,000	0.4000	232.00	2017/02/28
01227	National Investments Fund Ltd.	110,000,000	0.1420	15.62	2017/03/07
00707	Co-Prosperity Holdings Ltd.	797,184,000	0.2000	159.44	2017/03/09
01430	Suchuang Gas Corporation Ltd.	40,000,000	2.2000	88.00	2017/03/10
00500	Frontier Services Group Ltd.	216,000,000	0.9000	194.40	2017/03/13
01182	Success Dragon International Holdings Ltd.	312,000,000	0.5700	177.84	2017/03/15
02358	Jiu Rong Holdings Ltd.	912,000,000	0.2200	200.64	2017/03/17
00567	Daisho Microline Holdings Ltd.	96,000,000	0.5000	48.00	2017/03/20
00686	United Photovoltaics Group Ltd. (Name changed to Panda Green Energy Group Ltd.)	2,232,978,962	0.5814	1,298.25	2017/03/20
00491	See Corporation Ltd. (Name changed to Emperor Culture Group Ltd.)	1,000,000,000	0.1900	190.00	2017/03/23
03344	Addchance Holdings Ltd.	250,000,000	0.0800	20.00	2017/03/24
02012	Sunshine Oilsands Ltd.	247,350,000	0.2830	70.00	2017/03/24
00518	Tungtex (Holdings) Co. Ltd.	42,000,000	1.0000	42.00	2017/03/24
03344	Addchance Holdings Ltd.	250,000,000	0.0800	20.00	2017/03/27
00164	China Baoli Technologies Holdings Ltd.	552,500,000	0.1810	100.00	2017/03/27
01381	Canvest Environmental Protection Group Co. Ltd.	300,000,000	3.5000	1,050.00	2017/03/28
02012	Sunshine Oilsands Ltd.	40,000,000	0.2900	11.60	2017/03/28
01046	Universe International Financial Holdings Ltd.	213,320,000	0.5190	110.71	2017/03/29
04610	China Zhesang Bank USD 5.45% Non-Cum Perp Offshore Pref Shs	108,750,000	156.0000	16,965.00	2017/03/30
00332	Yuan Heng Gas Holdings Ltd.	503,703,704	0.6750	340.00	2017/03/30
03344	Addchance Holdings Ltd.	3,800,000,000	0.0800	304.00	2017/03/31
02020	ANTA Sports Products Ltd.	175,000,000	21.6700	3,792.25	2017/03/31
01486	C Cheng Holdings Ltd.	79,473,780	1.9900	158.15	2017/04/06
00196	Honghua Group Ltd.	1,388,364,000	0.7700	1,069.04	2017/04/06
01818	Zhaojin Mining Industry Co. Ltd. – H Shares	174,869,000	6.9300	1,211.84	2017/04/06
00575	Regent Pacific Group Ltd.	100,000,000	0.4050	40.50	2017/04/07
00686	United Photovoltaics Group Ltd. (Name changed to Panda Green Energy Group Ltd.)	270,000,000	0.8300	224.10	2017/04/12
02012	Sunshine Oilsands Ltd.	140,874,000	0.2410	33.95	2017/04/13
01246	Ngai Shun Holdings Ltd. (Name changed to Boill Healthcare Holdings Ltd.)	2,600,000,000	0.2000	520.00	2017/04/19
01090	Da Ming International Holdings Ltd.	103,750,000	3.5000	363.13	2017/04/20
00209	Winshine Science Co. Ltd.	680,000,000	0.1800	122.40	2017/04/21
03823	Tech Pro Technology Development Ltd.	489,370,000	0.1280	62.64	2017/04/24
00989	Ground International Development Ltd.	338,351,000	1.2000	406.02	2017/04/27
03344	Addchance Holdings Ltd.	250,000,000	0.0800	20.00	2017/04/28
02362	Jinchuan Group International Resources Co. Ltd.	483,000,000	0.8000	386.40	2017/04/28
00348	China Healthwise Holdings Ltd.	363,636,363	0.1650	60.00	2017/05/02
00196	Honghua Group Ltd.	508,000,000	0.7700	391.16	2017/05/02
01520	Runway Global Holdings Co. Ltd. (Name changed to CEFC Hong Kong Financial Investment Co. Ltd.)	860,000,000	0.2380	204.68	2017/05/02
00546	Fufeng Group Ltd.	140,000,000	5.5500	777.00	2017/05/04
00877	O-Net Technologies (Group) Ltd.	50,000,000	5.2500	262.50	2017/05/05
00139	China Soft Power Technology Holdings Ltd.	1,300,040,000	0.1550	201.51	2017/05/08
02312	China Financial Leasing Group Ltd.	148,000,000	0.2000	29.60	2017/05/10
00498	PYI Corporation Ltd.	915,470,000	0.1560	142.81	2017/05/12
00764	Eternity Investment Ltd.	643,200,000	0.1600	102.91	2017/05/16
00196	Honghua Group Ltd.	217,636,000	0.7700	167.58	2017/05/16

Placings (continued)

Code	Company	New shares placed	Placing price (HK\$)	Funds raised (HK\$mil)	Allotment date
00442	KTL International Holdings Group Ltd. (Name changed to Hifood Group Holdings Co., Ltd.)	12,600,000	5.0600	63.76	2017/05/16
00996	Carnival Group International Holdings Ltd.	300,000,000	0.8000	240.00	2017/05/17
02298	Cosmo Lady (China) Holdings Co. Ltd.	240,000,000	2.5000	600.00	2017/05/17
00058	Sunway International Holdings Ltd.	872,880,000	0.0860	75.07	2017/05/17
00958	Huaneng Renewables Corporation Ltd. – H Shares	838,536,000	2.6100	2,188.58	2017/05/18
01087	InvesTech Holdings Ltd.	156,000,000	0.3600	56.16	2017/05/18
06198	Qingdao Port International Co., Ltd. – H Shares	243,000,000	4.3200	1,049.76	2017/05/18
01986	Tsaker Chemical Group Ltd.	21,000,000	5.1500	108.15	2017/05/18
03669	China Yongda Automobiles Services Holdings Ltd.	135,000,000	6.5800	888.30	2017/05/22
02349	China City Infrastructure Group Ltd.	360,000,000	0.5000	180.00	2017/05/23
02196	Shanghai Fosun Pharmaceutical (Group) Co., Ltd. – H Shares	80,656,500	28.8000	2,322.91	2017/05/24
00705	Ding He Mining Holdings Ltd.	150,000,000	0.0395	5.93	2017/05/25
02133	China Polymetallic Mining Ltd.	397,753,000	0.2060	81.94	2017/05/26
01341	Hao Tian International Construction Investment Group Ltd.	200,000,000	0.6200	124.00	2017/05/26
01141	CMBC Capital Holdings Ltd.	26,950,000,000	0.0320	862.40	2017/05/31
01808	Enterprise Development Holdings Ltd.	25,000,000	1.2300	30.75	2017/06/01
03303	Jutal Offshore Oil Services Ltd.	803,562,111	1.2000	964.27	2017/06/02
00959	Amax International Holdings Ltd.	16,000,000	0.4300	6.88	2017/06/05
00673	China Health Group Ltd.	420,000,000	0.1700	71.40	2017/06/05
02012	Sunshine Oilsands Ltd.	67,511,000	0.2370	16.00	2017/06/07
00348	China Healthwise Holdings Ltd.	819,914,000	0.1400	114.79	2017/06/12
01636	China Metal Resources Utilization Ltd.	74,074,074	2.7000	200.00	2017/06/12
02668	Pak Tak International Ltd.	283,000,000	0.2800	79.24	2017/06/12
00672	Zhong An Real Estate Ltd.	469,716,000	0.5560	261.16	2017/06/12
02222	NVC Lighting Holding Ltd.	368,357,000	0.8000	294.69	2017/06/13
02340	Synergis Holdings Ltd.	69,520,000	1.0900	75.78	2017/06/13
01293	Grand Baoxin Auto Group Ltd.	280,000,000	3.5000	980.00	2017/06/14
01106	Sino Haijing Holdings Ltd.	1,230,560,000	0.1300	159.97	2017/06/14
02098	Zall Group Ltd.	357,141,000	4.2000	1,499.99	2017/06/16
02768	Jiayuan International Group Ltd.	352,500,000	3.3500	1,180.88	2017/06/19
00510	CASH Financial Services Group Ltd.	826,000,000	0.2800	231.28	2017/06/20
00913	Unity Investments Holdings Ltd.	116,000,000	0.1000	11.60	2017/06/20
00926	Besunyen Holdings Co. Ltd.	90,000,000	0.5000	45.00	2017/06/22
00686	Panda Green Energy Group Ltd.	700,000,000	0.9500	665.00	2017/06/22
00881	Zhongsheng Group Holdings Ltd.	120,557,263	11.1506	1,344.29	2017/06/26
01239	Jin Bao Bao Holdings Ltd. (Name changed to Teamway International Group Holdings Ltd.)	833,340,000	0.0600	50.00	2017/06/28
02349	China City Infrastructure Group Ltd.	100,000,000	0.5000	50.00	2017/06/29
00611	China Nuclear Energy Technology Corporation Ltd.	180,000,000	1.0100	181.80	2017/06/29
02011	KEE Holdings Co. Ltd.	30,000,000	1.0000	30.00	2017/06/30
02366	SMI Culture & Travel Group Holdings Ltd.	214,285,000	0.7000	150.00	2017/06/30
00689	EPI (Holdings) Ltd.	651,000,000	0.3080	200.51	2017/07/04
00471	CMMB Vision Holdings Ltd.	375,150,000	0.4000	150.06	2017/07/05
01421	Kingbo Strike Ltd.	152,000,000	0.2660	40.43	2017/07/06
00605	China Financial Services Holdings Ltd.	243,000,000	0.6800	165.24	2017/07/10
00803	Prosperity International Holdings (H.K.) Ltd.	227,272,727	0.1100	25.00	2017/07/11
00885	Rentian Technology Holdings Ltd.	1,000,000,000	0.3600	360.00	2017/07/11
00672	Zhong An Real Estate Ltd.	100,000,000	1.5000	150.00	2017/07/12
00009	Nine Express Ltd.	494,232,000	0.2400	118.62	2017/07/17
00616	Eminence Enterprise Ltd.	325,000,000	0.0800	26.00	2017/07/19
01069	China Agroforestry Low-Carbon Holdings Ltd.	668,913,445	0.1100	73.58	2017/07/20
00712	Comtec Solar Systems Group Ltd.	118,389,897	0.2534	30.00	2017/07/20
06168	China U-Ton Holdings Ltd.	100,000,000	0.8800	88.00	2017/07/21
03313	ArtGo Holdings Ltd.	159,300,000	1.0000	159.30	2017/07/24
00707	Co-Prosperity Holdings Ltd.	956,620,000	0.2500	239.16	2017/07/24
00926	Besunyen Holdings Co. Ltd.	75,000,000	0.5000	37.50	2017/07/25
00852	Strong Petrochemical Holdings Ltd.	353,603,681	0.6580	232.67	2017/07/25
01321	China New City Commercial Development Ltd.	110,012,000	1.8200	200.22	2017/07/26
00622	Enerchina Holdings Ltd.	2,233,753,999	0.1500	335.06	2017/07/26
00065	Grand Ocean Advanced Resources Co. Ltd.	1,000,000,000	0.1100	110.00	2017/07/31
02080	AUX International Holdings Ltd.	60,000,000	0.9100	54.60	2017/08/02
00039	China Beidahuang Industry Group Holdings Ltd.	308,662,450	0.4200	129.64	2017/08/03
00901	Eagle Ride Investment Holdings Ltd.	185,500,000	0.2500	46.38	2017/08/03
01178	Share Economy Group Ltd.	988,850,000	0.0700	69.22	2017/08/03
01918	Sunac China Holdings Ltd.	220,000,000	18.3300	4,032.60	2017/08/03
01280	Huiyin Smart Community Co., Ltd.	339,100,000	0.8100	274.67	2017/08/04
00572	Future World Financial Holdings Ltd.	400,000,000	0.0900	36.00	2017/08/07
00899	Asia Resources Holdings Ltd.	1,000,000,000	0.2500	250.00	2017/08/08
00884	CIFI Holdings (Group) Co. Ltd.	135,000,000	3.8200	515.70	2017/08/09
01468	UKF (Holdings) Ltd.	604,889,000	0.2100	127.03	2017/08/09
00092	Champion Technology Holdings Ltd.	1,266,356,000	0.1050	132.97	2017/08/10
00605	China Financial Services Holdings Ltd.	23,000,000	0.6800	15.64	2017/08/10
01055	China Southern Airlines Co. Ltd. – H Shares	270,606,272	5.7400	1,553.28	2017/08/10
00884	CIFI Holdings (Group) Co. Ltd.	545,000,000	3.5000	1,907.50	2017/08/10
01009	International Entertainment Corporation	190,000,000	1.9000	361.00	2017/08/10
02343	Pacific Basin Shipping Ltd.	186,939,553	1.5900	297.23	2017/08/11
02212	Future Bright Mining Holdings Ltd.	180,000,000	0.2100	37.80	2017/08/18
00821	Value Convergence Holdings Ltd.	132,000,000	0.9100	120.12	2017/08/18
00115	Grand Field Group Holdings Ltd.	158,181,818	0.2200	34.80	2017/08/21
00094	Greenheart Group Ltd.	100,000,000	0.8500	85.00	2017/08/22
00982	iOne Holdings Ltd. (Name changed to HJ Capital (International) Holdings Co. Ltd.)	860,920,000	0.1510	130.00	2017/08/25
00542	Ceneric (Holdings) Ltd.	1,100,000,000	0.1850	203.50	2017/08/31
01079	Pine Technology Holdings Ltd.	43,000,000	0.6000	25.80	2017/09/01
01966	China SCE Property Holdings Ltd.	400,000,000	3.6400	1,456.00	2017/09/06
00928	Life Healthcare Group Ltd.	478,000,000	0.1800	86.04	2017/09/06

Placings (continued)

Code	Company	New shares placed	Placing price (HK\$)	Funds raised (HK\$mil)	Allotment date
00582	Landing International Development Ltd.	24,000,000,000	0.0750	1,800.00	2017/09/14
01628	Yuzhou Properties Co. Ltd.	350,000,000	4.5300	1,585.50	2017/09/14
00572	Future World Financial Holdings Ltd.	427,000,000	0.1400	59.78	2017/09/18
00959	Amax International Holdings Ltd.	16,000,000	0.3500	5.60	2017/09/20
04611	Bank of Qingdao Co. USD 5.50% Non-Cum Perp Offshore Pref Shs	60,150,000	156.0000	9,383.40	2017/09/20
00064	Get Nice Holdings Ltd.	1,610,450,000	0.2600	418.72	2017/09/20
00732	Truly International Holdings Ltd.	160,000,000	2.0200	323.20	2017/09/20
00690	Uni-Bio Science Group Ltd.	1,027,480,000	0.1380	141.79	2017/09/20
02668	Pak Tak International Ltd.	339,600,000	0.2300	78.11	2017/09/22
00519	Applied Development Holdings Ltd.	417,515,000	0.4000	167.01	2017/09/25
01266	Xiwang Special Steel Co. Ltd.	100,000,000	1.5100	151.00	2017/09/25
00907	Elegance Optical International Holdings Ltd.	64,720,000	1.5500	100.32	2017/09/26
01175	Fresh Express Delivery Holdings Group Co., Ltd.	271,660,000	0.2500	67.92	2017/09/27
02312	China Financial Leasing Group Ltd.	177,000,000	0.1200	21.24	2017/09/28
00094	Greenheart Group Ltd.	100,000,000	0.8500	85.00	2017/09/28
01281	LongiTech Smart Energy Holding Ltd.	145,688,000	1.9800	288.46	2017/09/28
04612	Postal Savings Bank USD 4.50% Non-Cum Perp Offshore Pref Shs	362,500,000	156.0000	56,550.00	2017/09/28
00777	NetDragon Websoft Holdings Ltd.	38,500,000	25.4000	977.90	2017/09/29
00860	O Luxe Holdings Ltd.	570,731,706	0.8200	468.00	2017/09/29
01079	Pine Technology Holdings Ltd.	141,316,956	0.6400	90.44	2017/10/11
00959	Amax International Holdings Ltd.	30,000,000	0.3600	10.80	2017/10/12
01682	Highlight China IoT International Ltd.	32,200,000	0.9300	29.95	2017/10/13
00058	Sunway International Holdings Ltd.	1,070,000,000	0.0970	103.79	2017/10/13
01385	Shanghai Fudan Microelectronics Group Co. Ltd. – H Shares	42,000,000	5.3300	223.86	2017/10/16
02198	China Sanjiang Fine Chemicals Co. Ltd.	196,896,000	2.2800	448.92	2017/10/17
00844	Greatime International Holdings Ltd.	82,388,000	0.8500	70.03	2017/10/17
00712	Comtec Solar Systems Group Ltd.	190,912,714	0.2500	47.73	2017/10/18
04613	Bank of Zhengzhou Co USD 5.50% Non-Cum Perp Offshore Pref Sh	59,550,000	156.0000	9,289.80	2017/10/19
01093	CSPC Pharmaceutical Group Ltd.	189,000,000	12.4400	2,351.16	2017/10/20
01089	Leyou Technologies Holdings Ltd.	146,230,000	1.7000	248.59	2017/10/24
04614	China Merchants Bank USD 4.40% Non-Cum Perp Offshore Pref Sh	50,000,000	156.0000	7,800.00	2017/10/26
01559	Kwan On Holdings Ltd.	140,000,000	1.3000	182.00	2017/10/26
00732	Truly International Holdings Ltd.	53,330,000	2.0200	107.73	2017/10/26
00030	Ban Loong Holdings Ltd.	908,025,360	0.2200	199.77	2017/10/27
03818	China Dongxiang (Group) Co., Ltd.	138,410,025	1.2600	174.40	2017/10/27
04615	Bank of Jinzhou Co USD 5.50% Non-Cum Perp Offshore Pref Shs	74,800,000	156.0000	11,668.80	2017/10/30
00547	Digital Domain Holdings Ltd.	1,866,660,000	0.2250	420.00	2017/10/30
01143	China Healthcare Enterprise Group Ltd.	990,000,000	0.3000	297.00	2017/11/01
01681	Consun Pharmaceutical Group Ltd.	43,585,680	6.6000	287.67	2017/11/03
01889	Sanai Health Industry Group Co. Ltd.	451,350,000	0.2400	108.32	2017/11/06
03737	Zhongzhi Pharmaceutical Holdings Ltd.	40,000,000	1.5300	61.20	2017/11/06
01102	Enviro Energy International Holdings Ltd.	1,507,900,000	0.1300	196.03	2017/11/07
03301	Ronshine China Holdings Ltd.	142,452,500	8.5200	1,213.70	2017/11/07
06169	China YuHua Education Corporation Ltd.	253,150,000	3.7000	936.66	2017/11/10
02341	EcoGreen International Group Ltd.	100,000,000	1.5300	153.00	2017/11/10
01282	China Goldjoy Group Ltd.	862,068,000	0.5800	500.00	2017/11/13
00970	Sparkle Roll Group Ltd.	800,000,000	0.5681	454.48	2017/11/13
01094	China Public Procurement Ltd.	268,586,000	0.2370	63.65	2017/11/14
02280	HC International, Inc.	87,642,857	7.0000	613.50	2017/11/17
00992	Lenovo Group Ltd.	906,136,890	4.3100	3,905.45	2017/11/17
00264	Ascent International Holdings Ltd.	34,800,000	0.7050	24.53	2017/11/23
00727	Crown International Corporation Ltd.	310,000,000	1.0800	334.80	2017/11/23
00936	Eagle Legend Asia Ltd.	100,000,000	1.1000	110.00	2017/11/23
01378	China Hongqiao Group Ltd.	806,640,670	6.8000	5,485.16	2017/11/24
03939	Wanguo International Mining Group Ltd.	66,000,000	1.8600	122.76	2017/11/24
00948	Z-Obee Holdings Ltd.	200,846,247	1.2480	250.66	2017/11/27
00762	China Unicom (Hong Kong) Ltd.	6,651,043,262	13.2400	88,059.81	2017/11/28
01580	Da Sen Holdings Group Ltd.	149,400,000	0.6000	89.64	2017/11/28
01803	Beijing Sports and Entertainment Industry Group Ltd.	122,000,000	1.8800	229.36	2017/11/30
00141	Great China Holdings Ltd.	31,390,000	1.5000	47.09	2017/11/30
00627	U-RIGHT International Holdings Ltd.	2,727,280,000	0.2200	600.00	2017/12/01
02221	New Concepts Holdings Ltd.	10,164,000	3.7100	37.71	2017/12/06
00981	Semiconductor Manufacturing International Corporation	241,418,625	10.6500	2,571.11	2017/12/06
00580	Sun.King Power Electronics Group Ltd.	200,000,000	1.7200	344.00	2017/12/06
00922	Anxian Yuan China Holdings Ltd.	460,000,000	0.1000	46.00	2017/12/07
01290	China Huirong Financial Holdings Ltd.	50,000,000	1.1000	55.00	2017/12/14
00221	Easy One Financial Group Ltd.	92,000,000	0.2350	21.62	2017/12/18
00707	Co-Prosperity Holdings Ltd.	1,175,944,000	0.4000	470.38	2017/12/19
01140	OP Financial Investments Ltd.	40,000,000	2.1000	84.00	2017/12/19
02668	Pak Tak International Ltd.	862,400,000	0.2240	193.18	2017/12/19
00339	Earnest Investments Holdings Ltd.	23,200,000	0.6800	15.78	2017/12/20
00766	Sino Prosper (Group) Holdings Ltd.	118,500,000	0.1050	12.44	2017/12/20
02012	Sunshine Oilsands Ltd.	60,606,500	0.2640	16.00	2017/12/20
04616	Bank of Chongqing Co USD5.40% Non-Cum Perp Offshore Pref Shs	37,500,000	156.0000	5,850.00	2017/12/21
00299	New Sports Group Ltd.	340,521,351	0.5500	187.29	2017/12/21
01140	OP Financial Investments Ltd.	700,000,000	2.1000	1,470.00	2017/12/21
01908	C&D International Investment Group Ltd.	196,000,000	4.5100	883.96	2017/12/22
06818	China Everbright Bank Co. Ltd. – H Shares	5,810,000,000	5.3283	30,957.42	2017/12/22
01282	China Goldjoy Group Ltd.	1,666,664,000	0.6300	1,050.00	2017/12/22
01087	InvesTech Holdings Ltd.	195,000,000	0.3300	64.35	2017/12/22
01918	Sunac China Holdings Ltd.	251,500,000	31.1000	7,821.65	2017/12/27
02309	Birmingham Sports Holdings Ltd.	1,214,286,000	0.1400	170.00	2017/12/28
01728	China ZhengTong Auto Services Holdings Ltd.	50,000,000	7.6000	380.00	2017/12/28
00356	DT Capital Ltd.	379,900,000	0.0940	35.71	2017/12/28
02768	Jiayuan International Group Ltd.	232,000,000	6.1100	1,417.52	2017/12/28
06899	Ourgame International Holdings Ltd.	71,351,351	1.8500	132.00	2017/12/28
02608	Sunshine 100 China Holdings Ltd.	235,055,000	3.1000	728.67	2017/12/28

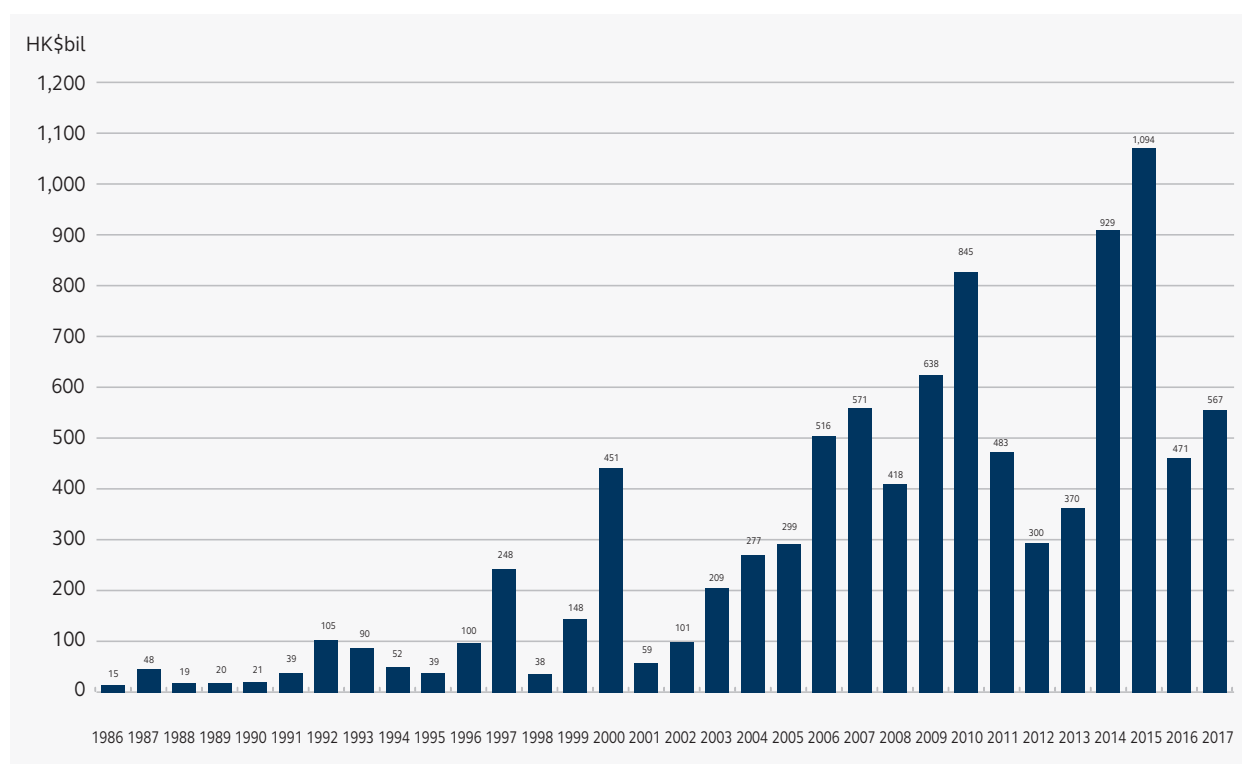
Placings *(continued)*

Code	Company	New shares placed	Placing price (HK\$)	Funds raised (HK\$mil)	Allotment date
01682	Highlight China IoT International Ltd.	103,950,000	0.7000	72.77	2017/12/29
01478	Q Technology (Group) Co. Ltd.	20,000,000	10.8000	216.00	2017/12/29
00860	O Luxe Holdings Ltd.	250,904,000	1.5000	376.36	2017/12/31
Total				335,318.43	

Funds raised by classification, 2013-2017

		HK\$bil				
Type	Listing method	2013	2014	2015	2016	2017
Equities	Offer for subscription	25.52	26.49	32.24	12.17	19.08
	Offer for sale	8.04	10.06	15.81	8.69	6.15
	Offer for placing	132.21	193.81	212.30	169.87	97.37
	Placing	98.00	295.47	428.50	147.10	335.32
	Rights issue	28.02	73.89	99.17	45.86	50.18
	Open offer	2.81	4.74	17.34	7.90	6.30
	Consideration issue	51.31	280.94	264.76	71.20	36.02
	Warrants exercised	1.60	12.06	9.80	1.27	1.93
	Share option scheme	22.30	31.95	13.63	7.10	15.06
	Equities funds raised		369.82	929.40	1,093.55	471.17
Debt securities		576.40	961.35	750.76	774.61	1,190.67
Unit trusts/Mutual funds		3.32	0.49	-	-	-
Derivative warrants – premium		174.94	178.19	182.37	105.84	156.96
Equity warrants – premium		-	0.03	-	-	-
Equity linked instruments – premium		-	-	-	-	-
Callable bull/bear contracts – premium		482.60	472.83	483.53	363.74	433.47

Equity funds raised, 1986-2017



Funds raised by Mainland enterprises H shares, 2013-2017

		HK\$bil				
Type	Listing method	2013	2014	2015	2016	2017
Equities	Offer for subscription	10.25	11.27	23.67	6.39	4.93
	Offer for sale	1.44	3.56	4.28	3.39	2.50
	Offer for placing	78.01	104.77	181.42	121.03	54.03
	Placing	35.73	71.01	103.59	19.80	39.51
	Rights issue	10.20	2.83	0.24	-	-
	Open offer	-	-	-	-	-
	Consideration issue	-	-	17.18	-	-
	Warrants exercised	-	-	-	-	-
	Share option scheme	-	-	-	-	-
	Equities funds raised		135.62	193.44	330.39	150.60

Funds raised by Red Chip stocks, 2013-2017

		HK\$bil				
Type	Listing method	2013	2014	2015	2016	2017
Equities	Offer for subscription	0.93	1.24	1.38	2.10	-
	Offer for sale	-	0.37	-	4.37	-
	Offer for placing	2.25	6.58	2.27	19.29	-
	Placing	22.37	66.80	107.21	10.70	96.19
	Rights issue	1.83	12.69	15.62	13.48	21.69
	Open offer	-	-	0.32	-	3.35
	Consideration issue	34.48	264.79	14.45	31.97	3.24
	Warrants exercised	0.11	-	0.87	-	0.00
	Share option scheme	4.36	12.42	2.67	0.66	1.11
	Equities funds raised		66.32	364.90	144.79	82.57

Newly listed equity warrants, 2017

Code	Warrant	Subscription price per unit (HK\$)	Subscription period	Initial issued amount (HK\$)	Listing date
01482	Styland Holdings Ltd. Warrants 2018	0.100	2017/02/14 – 2018/02/13	95,220,202	2017/02/15
01487	International Standard Resources Holdings Ltd. Warrants 2018	0.093	2017/05/11 – 2018/05/10	89,108,758	2017/05/12
01677	China Renewable Energy Investment Ltd. Warrants 2018	0.230	2017/05/19 – 2018/05/18	108,393,105	2017/05/22
01590	Cheuk Nang (Holdings) Ltd. Warrants 2018	4.400	2017/06/21 – 2018/06/21	86,574,822	2017/06/22

List of expired equity warrants, 2017

Code	Warrant	Last trading date	Delisted date
01153	Skyway Securities Group Ltd. Warrants 2017	2017/02/08	2017/02/14
01493	HengTen Networks Group Ltd. Warrants 2017	2017/02/20	2017/02/24
01457	Cheuk Nang (Holdings) Ltd. Warrants 2017	2017/04/18	2017/04/24
01479	Orient Victory China Holdings Ltd. Warrants 2017	2017/04/26	2017/05/04
01562	Cybernaut International Holdings Co. Ltd. Warrants 2017	2017/07/07	2017/07/13

Market value and trading for equity warrants, 2013-2017

Year/Month	Number *	Market value * (HK\$mil)	Turnover value (HK\$mil)	(%) of market total
2013	8	356.40	80.84	0.00
2014	10	3,031.11	3,058.04	0.02
2015	12	1,836.69	3,936.11	0.02
2016	8	847.55	311.39	0.00
2017	7	236.46	196.28	0.00
2017 Jan	8	632.83	18.27	0.00
2017 Feb	7	519.31	29.81	0.00
2017 Mar	7	550.11	32.99	0.00
2017 Apr	6	540.04	16.18	0.00
2017 May	7	221.51	17.85	0.00
2017 Jun	8	507.43	43.25	0.00
2017 Jul	7	480.20	6.88	0.00
2017 Aug	7	413.68	7.81	0.00
2017 Sep	7	389.34	3.95	0.00
2017 Oct	7	346.25	7.02	0.00
2017 Nov	7	310.96	6.40	0.00
2017 Dec	7	236.46	5.86	0.00

* Month-end or year-end figures.

Newly listed derivative warrants

Code	Issuer	Name of issue	Issue prices (HK\$)	Strike level/ Subscription price (HK\$) per 10 units	Subscription/ exercise period	Unit issued on initial listing	Listing date
15885	BNP Paribas Issuance B.V.	HKEX European Wts Jan 2018 A	0.180	188 per 100 units	2018/01/03	100,000,000	2017/01/03
15884	BNP Paribas Issuance B.V.	HSBC Euro Put Wts Oct 2017 B	0.450	58.0000	2017/10/04	40,000,000	2017/01/03
15883	BNP Paribas Issuance B.V.	Tencent Eu Put Wt Apr 2018 A	0.250	178 per 100 units	2018/04/03	80,000,000	2017/01/03
15932	Credit Suisse AG	AIA European Put Warrants Jul 2017 A	0.250	40.1800	2017/07/04	50,000,000	2017/01/03
15946	Credit Suisse AG	China Cinda European Warrants Jun 2017 A	0.205	2.96 per unit	2017/06/05	50,000,000	2017/01/03
15965	Credit Suisse AG	CITIC European Warrants Jul 2017 A	0.540	12.72 per unit	2017/07/31	40,000,000	2017/01/03
15940	Credit Suisse AG	CKI Holdings European Warrants May 2017 A	0.210	65.9300	2017/05/05	55,000,000	2017/01/03
15920	Credit Suisse AG	China Mobile European Put Wts Jul 2017 A	0.250	70.9800	2017/07/05	50,000,000	2017/01/03
15954	Credit Suisse AG	CNBM European Warrants Jul 2017 A	0.280	4.48 per unit	2017/07/05	36,000,000	2017/01/03
15937	Credit Suisse AG	Ch Overseas European Warrants Nov 2017 A	0.250	21.4800	2017/11/30	50,000,000	2017/01/03
15955	Credit Suisse AG	China Tel European Warrants Jul 2017 A	0.150	4.28 per unit	2017/07/04	70,000,000	2017/01/03
15951	Credit Suisse AG	GF Sec European Warrants Jun 2017 A	0.150	18.0000	2017/06/30	70,000,000	2017/01/03
15950	Credit Suisse AG	HS H-SHARE European Warrants Jun 2017 A	0.365	98.9300	2017/06/05	30,000,000	2017/01/03
15938	Credit Suisse AG	Li & Fung European Warrants Jul 2017 A	0.250	4.08 per unit	2017/07/04	40,000,000	2017/01/03
15943	Credit Suisse AG	Link REIT European Warrants Jun 2017 A	0.200	53.9300	2017/06/02	50,000,000	2017/01/03
15933	Credit Suisse AG	Sands China European Warrants Jul 2017 B	0.250	36.7800	2017/07/05	50,000,000	2017/01/03
15914	Credit Suisse AG	Sands China European Put Wts Jul 2017 A	0.250	29.0800	2017/07/04	50,000,000	2017/01/03
15942	Credit Suisse AG	SPDR Gold Trust European Wts Jul 2017 A	0.440	958 per 100 units	2017/07/04	25,000,000	2017/01/03
15949	Credit Suisse AG	Stanchart European Warrants Jun 2017 A	0.420	68.9300	2017/06/02	25,000,000	2017/01/03
15922	Credit Suisse AG	Tencent Holdings Euro Put Wts Dec 2017 B	0.205	179.90 per 100 units	2017/12/22	100,000,000	2017/01/03
15964	Credit Suisse AG	Zijin Mining European Warrants Jul 2017 A	0.250	2.88 per unit	2017/07/31	40,000,000	2017/01/03
15987	Goldman Sachs SP (Asia)	Agri Bk European Wts Dec 2017 A	0.250	3.50 per unit	2017/12/28	80,000,000	2017/01/03
15829	Goldman Sachs SP (Asia)	CAM CSI300 European Wts Sep 2017 A	0.250	40.0000	2017/09/28	80,000,000	2017/01/03
15832	Goldman Sachs SP (Asia)	CITIC Sec European Wts Dec 2017 A	0.250	17.8000	2017/12/28	80,000,000	2017/01/03
15985	Goldman Sachs SP (Asia)	Ch Overseas European Wts Oct 2017 A	0.150	23.8800	2017/10/09	80,000,000	2017/01/03
15966	Goldman Sachs SP (Asia)	CSOP A50 ETF Euro Wts Jul 2017 A	0.346	11.88 per unit	2017/07/28	80,000,000	2017/01/03
15819	Goldman Sachs SP (Asia)	China Tel European Wts Jun 2017 A	0.200	4.28 per unit	2017/06/28	50,000,000	2017/01/03
15825	Goldman Sachs SP (Asia)	HKEX European Warrants Jun 2017 C	0.150	185.98 per 100 units	2017/06/27	150,000,000	2017/01/03
15820	Goldman Sachs SP (Asia)	Kingsoft European Wts Nov 2017 A	0.250	17.8000	2017/11/29	80,000,000	2017/01/03
15968	Goldman Sachs SP (Asia)	Sands China Euro Wts Jun 2017 A	0.182	36.2800	2017/06/28	60,000,000	2017/01/03
16001	J P Morgan SP BV	Anta Sports European Warrants Aug 2017 A	0.251	25.2500	2017/08/01	60,000,000	2017/01/03
16000	J P Morgan SP BV	HSI European Warrants Jul 2017 B	0.152	21,700 per 9,200 units	2017/07/28	400,000,000	2017/01/03
15853	Macquarie Bank Ltd.	Lenovo European Warrants Aug 2017 A	0.556	4.58 per unit	2017/08/02	18,000,000	2017/01/03
15856	Macquarie Bank Ltd.	PICC Group European Wts Oct 2017 A	0.455	3.28 per unit	2017/10/04	22,000,000	2017/01/03
15835	Macquarie Bank Ltd.	China Vanke European Wts Oct 2017 A	0.250	20.2800	2017/10/04	40,000,000	2017/01/03
15886	SG Issuer	CGS European Warrants Aug 2017 A	0.670	7.88 per unit	2017/08/03	15,000,000	2017/01/03
15888	SG Issuer	CITIC Sec European Warrants Dec 2017 A	0.250	16.9800	2017/12/05	60,000,000	2017/01/03
15857	SG Issuer	China Life European Warrants Jul 2017 C	0.670	25 per unit	2017/07/05	15,000,000	2017/01/03
15859	SG Issuer	China Life European Put Warrants Sep 2017 B	0.250	20.0000	2017/09/05	150,000,000	2017/01/03
15887	SG Issuer	Ch Mob European Warrants Jul 2017 D	0.470	83.2500	2017/07/05	60,000,000	2017/01/03
15862	SG Issuer	CNOOC European Warrants Aug 2017 A	1.000	10 per unit	2017/08/03	20,000,000	2017/01/03
15881	SG Issuer	HKEX European Warrants Nov 2017 A	0.250	180.88 per 100 units	2017/11/03	200,000,000	2017/01/03
15889	SG Issuer	HS H-SHARE European Warrants Aug 2017 B	0.510	96.8800	2017/08/03	30,000,000	2017/01/03

Newly listed derivative warrants (continued)

Code	Issuer	Name of issue	Issue prices (HK\$)	Strike level/ Subscription price (HK\$) per 10 units	Subscription/ exercise period	Unit issued on initial listing	Listing date
15891	SG Issuer	HS H-SH European Put Warrants Aug 2017 C	0.590	88.0000	2017/08/03	30,000,000	2017/01/03
15892	SG Issuer	Ping An European Warrants Aug 2017 B	0.285	39.5000	2017/08/03	100,000,000	2017/01/03
15894	UBS AG	BYD European Warrants May 2017 A	0.315	48.9300	2017/05/26	40,000,000	2017/01/03
15913	UBS AG	China Life European Warrants Aug 2017 A	0.173	20.6800	2017/08/28	100,000,000	2017/01/03
15895	UBS AG	Greatwall Motor European Warrants Jul 2017 A	0.333	9.08 per unit	2017/07/03	40,000,000	2017/01/03
15897	UBS AG	HS H-SHARE European Warrants May 2017 A	0.302	103.9800	2017/05/24	50,000,000	2017/01/03
16207	Credit Suisse AG	AIA European Warrants Oct 2017 A	0.180	50.9300	2017/10/04	60,000,000	2017/01/04
16278	Credit Suisse AG	CC Bank European Warrants Jul 2017 B	0.197	5.81 per unit	2017/07/31	55,000,000	2017/01/04
16295	Credit Suisse AG	CITIC Sec European Warrants Dec 2017 A	0.250	16.8000	2017/12/29	50,000,000	2017/01/04
16179	Credit Suisse AG	China Mobile European Warrants Jun 2017 B	0.250	90.9300	2017/06/19	50,000,000	2017/01/04
16167	Credit Suisse AG	CNOOC European Warrants Jul 2017 A	0.250	11.88 per unit	2017/07/05	40,000,000	2017/01/04
16245	Credit Suisse AG	CPIC European Warrants Jul 2017 A	0.250	30.3800	2017/07/31	40,000,000	2017/01/04
16352	Credit Suisse AG	CSOP A50 ETF European Warrants Jul 2017 A	0.250	12.42 per unit	2017/07/05	40,000,000	2017/01/04
16244	Credit Suisse AG	HKEX European Warrants Dec 2017 A	0.150	203.93 per 100 units	2017/12/11	70,000,000	2017/01/04
16209	Credit Suisse AG	HKEX European Put Warrants Oct 2017 B	0.150	168.80 per 100 units	2017/10/03	100,000,000	2017/01/04
16347	Credit Suisse AG	HSBC European Put Warrants Jul 2017 A	0.250	55.1800	2017/07/05	40,000,000	2017/01/04
16292	Credit Suisse AG	Haitong Sec European Warrants Oct 2017 A	0.150	15.2200	2017/10/31	70,000,000	2017/01/04
16277	Credit Suisse AG	ICBC European Warrants Jul 2017 B	0.168	5 per unit	2017/07/31	60,000,000	2017/01/04
16213	Credit Suisse AG	Lenovo European Warrants May 2017 A	0.250	5.29 per unit	2017/05/25	50,000,000	2017/01/04
16204	Credit Suisse AG	PetroChina European Warrants Jun 2017 B	0.260	6.67 per unit	2017/06/19	40,000,000	2017/01/04
16297	Credit Suisse AG	Ping An European Put Warrants Aug 2017 A	0.250	34.2800	2017/08/04	50,000,000	2017/01/04
16241	Credit Suisse AG	SHK Ppt European Warrants May 2017 A	0.270	108.1000	2017/05/31	40,000,000	2017/01/04
16218	Credit Suisse AG	Sunny Optical European Warrants Jul 2017 A	0.275	38.2800	2017/07/07	40,000,000	2017/01/04
16197	Credit Suisse AG	Tencent Holdings European Wts Jul 2017 F	0.790	202.8800	2017/07/05	40,000,000	2017/01/04
16160	Credit Suisse AG	Tencent Holdings European Wts Sep 2017 D	0.150	200.10 per 100 units	2017/09/29	150,000,000	2017/01/04
16257	Credit Suisse AG	Tracker Fund European Warrants Jul 2017 A	0.190	21.3300	2017/07/03	55,000,000	2017/01/04
16124	Goldman Sachs SP (Asia)	CITIC Bank European Wts Dec 2017 A	0.250	5.30 per unit	2017/12/28	40,000,000	2017/01/04
16146	Goldman Sachs SP (Asia)	CKH European Wts Oct 2017 A	0.250	98.0000	2017/10/30	50,000,000	2017/01/04
16127	Goldman Sachs SP (Asia)	A50 China European Wts Aug 2017 A	0.296	12 per unit	2017/08/30	80,000,000	2017/01/04
16145	Goldman Sachs SP (Asia)	Galaxy Ent European Wts Sep 2017 A	0.250	38.8000	2017/09/28	60,000,000	2017/01/04
16013	Goldman Sachs SP (Asia)	HSI European Warrants Jul 2017 A	0.150	21,680 per 9,200 units	2017/07/28	200,000,000	2017/01/04
16011	Goldman Sachs SP (Asia)	HSI European Warrants Sep 2017 A	0.150	23,168 per 6,000 units	2017/09/28	200,000,000	2017/01/04
16023	Goldman Sachs SP (Asia)	HSI European Put Wts Apr 2017 D	0.151	21,700 per 6,000 units	2017/04/27	200,000,000	2017/01/04
16019	Goldman Sachs SP (Asia)	HSI European Put Wts Jun 2017 F	0.189	22,300 per 8,500 units	2017/06/29	200,000,000	2017/01/04
16155	Goldman Sachs SP (Asia)	Haitong Sec Euro Wts Oct 2017 A	0.150	15.2000	2017/10/27	80,000,000	2017/01/04
16131	Goldman Sachs SP (Asia)	PetroChina European Wts Jun 2017 A	0.173	6.67 per unit	2017/06/14	80,000,000	2017/01/04
16048	HK Bank	China Mobile European Warrants Jul 2017 A	0.500	81.8000	2017/07/03	40,000,000	2017/01/04
16041	HK Bank	HSI European Warrants Jun 2017 G	0.160	21,300 per 8,000 units	2017/06/29	150,000,000	2017/01/04
16047	HK Bank	HSI European Put Warrants Sep 2017 A	0.170	19,900 per 6,000 units	2017/09/28	150,000,000	2017/01/04
16040	HK Bank	ICBC European Warrants Jul 2017 D	0.250	4.58 per unit	2017/07/31	80,000,000	2017/01/04
16050	HK Bank	PICC European Warrants Jul 2018 A	0.150	13.9000	2018/07/30	80,000,000	2017/01/04
16049	HK Bank	Ping An European Warrants Jul 2017 B	0.250	39.8000	2017/07/03	50,000,000	2017/01/04
16065	J P Morgan SP BV	China Mob European Wts Jul 2017 A	0.411	84.8400	2017/07/31	100,000,000	2017/01/04

Newly listed derivative warrants (continued)

Code	Issuer	Name of issue	Issue prices (HK\$)	Strike level/ Subscription price (HK\$) per 10 units	Subscription/ exercise period	Unit issued on initial listing	Listing date
16062	J P Morgan SP BV	HKEX European Warrants Aug 2017 B	0.150	185 per 100 units	2017/08/01	200,000,000	2017/01/04
16102	J P Morgan SP BV	HSI European Put Warrants Jul 2017 C	0.251	20,500 per 6,500 units	2017/07/28	400,000,000	2017/01/04
16066	J P Morgan SP BV	Ping An European Warrants Jul 2017 B	0.151	43.8000	2017/07/31	200,000,000	2017/01/04
16004	Macquarie Bank Ltd.	Kingdee Int'l European Wts Nov 2017 A	0.590	3.08 per unit	2017/11/16	17,000,000	2017/01/04
16002	Macquarie Bank Ltd.	Tencent European Warrants Jul 2017 F	3.039	160.8800	2017/07/04	10,000,000	2017/01/04
16110	UBS AG	HSI European Put Warrants Jul 2017 B	0.250	20,600 per 6,000 units	2017/07/28	300,000,000	2017/01/04
16117	UBS AG	SMIC European Warrants Nov 2017 A	0.250	11.7800	2017/11/13	60,000,000	2017/01/04
11116#	Credit Suisse AG	Tencent Holdings European Wts Jul 2017 A	0.147	188.98 per 100 units	2017/07/31	150,000,000	2017/01/04
11729#	Credit Suisse AG	HKEX European Warrants Apr 2017 A	0.061	189.88 per 100 units	2017/04/05	165,000,000	2017/01/04
16378	BOCI Asia Ltd.	AIA European Warrants Jul 2017 B	0.250	46.8800	2017/07/31	100,000,000	2017/01/05
16456	BOCI Asia Ltd.	CKP European Warrants Aug 2017 A	0.297	52.0000	2017/08/21	100,000,000	2017/01/05
16488	BOCI Asia Ltd.	China Life European Warrants Aug 2017 C	0.163	20.7000	2017/08/28	200,000,000	2017/01/05
16502	BOCI Asia Ltd.	Minsheng Bank European Warrants Aug 2017 A	0.585	9 per unit	2017/08/28	100,000,000	2017/01/05
16355	BOCI Asia Ltd.	HSI European Warrants Jun 2017 A	0.150	21,800 per 8,000 units	2017/06/29	100,000,000	2017/01/05
16362	BOCI Asia Ltd.	HSI European Warrants Aug 2017 A	0.150	22,800 per 6,000 units	2017/08/30	100,000,000	2017/01/05
16372	BOCI Asia Ltd.	HSI European Put Warrants Sep 2017 A	0.171	20,000 per 6,000 units	2017/09/28	100,000,000	2017/01/05
16437	BOCI Asia Ltd.	Lenovo European Warrants Aug 2017 A	0.271	5.18 per unit	2017/08/28	100,000,000	2017/01/05
16410	BOCI Asia Ltd.	Ping An European Warrants Aug 2017 A	0.250	41.2800	2017/08/07	200,000,000	2017/01/05
16379	BOCI Asia Ltd.	Sands China European Warrants Jul 2017 B	0.250	35.2800	2017/07/17	100,000,000	2017/01/05
16499	BOCI Asia Ltd.	Tencent Holdings European Wts Dec 2017 B	0.250	183.88 per 100 units	2017/12/27	200,000,000	2017/01/05
16820	Goldman Sachs SP (Asia)	BOCL European Warrants Sep 2017 A	0.150	3.66 per unit	2017/09/25	80,000,000	2017/01/05
16587	Goldman Sachs SP (Asia)	Ch Comm Cons Euro Wts Aug 2017 B	0.436	9.50 per unit	2017/08/30	40,000,000	2017/01/05
16555	Goldman Sachs SP (Asia)	CITIC European Warrants Oct 2017 B	0.353	12.67 per unit	2017/10/30	30,000,000	2017/01/05
16779	Goldman Sachs SP (Asia)	CKP European Warrants Nov 2017 A	0.250	51.8800	2017/11/29	40,000,000	2017/01/05
16840	Goldman Sachs SP (Asia)	Minsheng Bank Euro Wts Jul 2017 A	0.250	9.28 per unit	2017/07/31	40,000,000	2017/01/05
16853	Goldman Sachs SP (Asia)	China Unicom Euro Wts Sep 2017 A	0.535	10.50 per unit	2017/09/28	40,000,000	2017/01/05
16518	Goldman Sachs SP (Asia)	HSBC European Warrants Jul 2017 A	0.250	63.8800	2017/07/28	80,000,000	2017/01/05
16845	Goldman Sachs SP (Asia)	Lenovo European Wts Dec 2017 A	0.250	6 per unit	2017/12/28	60,000,000	2017/01/05
16533	Goldman Sachs SP (Asia)	Ping An European Wts Jul 2017 A	0.150	43.8000	2017/07/26	100,000,000	2017/01/05
16589	Goldman Sachs SP (Asia)	Stanchart European Wts Dec 2017 A	0.361	72.8800	2017/12/28	40,000,000	2017/01/05
16766	HK Bank	CKH European Warrants Jul 2017 A	0.250	95.8800	2017/07/04	40,000,000	2017/01/05
16767	HK Bank	Minsheng Bank European Warrants Jul 2017 A	0.450	8.68 per unit	2017/07/31	30,000,000	2017/01/05
16677	HK Bank	Galaxy Ent European Warrants Jul 2017 A	0.250	36.3800	2017/07/04	50,000,000	2017/01/05
16708	HK Bank	Sands China European Warrants Jul 2017 B	0.250	34.8800	2017/07/04	50,000,000	2017/01/05
16946	J P Morgan SP BV	CC Bank European Wts Aug 2017 B	0.156	6.69 per unit	2017/08/01	100,000,000	2017/01/05
17048	J P Morgan SP BV	CC Bank European Put Wts Apr 2017 B	0.156	5.50 per unit	2017/04/05	100,000,000	2017/01/05
16879	J P Morgan SP BV	Ch Molybdenum European Warrants Jul 2017 A	0.258	2.10 per unit	2017/07/31	60,000,000	2017/01/05
16905	J P Morgan SP BV	Haitong Sec European Warrants Nov 2017 A	0.151	15.2000	2017/11/02	100,000,000	2017/01/05
16658	UBS AG	CC Bank European Warrants Jun 2017 A	0.216	6.59 per unit	2017/06/05	70,000,000	2017/01/05
18330	BOCI Asia Ltd.	CC Bank European Warrants Jul 2017 B	0.154	6.69 per unit	2017/07/31	100,000,000	2017/01/06
18234	BOCI Asia Ltd.	CITIC Sec European Warrants Nov 2017 A	0.250	16.8800	2017/11/27	100,000,000	2017/01/06
18254	BOCI Asia Ltd.	Haitong Sec European Warrants Oct 2017 A	0.150	15.2200	2017/10/27	100,000,000	2017/01/06
18160	BOCI Asia Ltd.	Kingsoft European Warrants Sep 2017 A	0.250	17.3800	2017/09/25	100,000,000	2017/01/06

Newly listed derivative warrants (continued)

Code	Issuer	Name of issue	Issue prices (HK\$)	Strike level/ Subscription price (HK\$) per 10 units	Subscription/ exercise period	Unit issued on initial listing	Listing date
18052	BOCI Asia Ltd.	China Vanke European Warrants Jul 2017 A	0.150	20.9300	2017/07/24	100,000,000	2017/01/06
18874	Credit Suisse AG	BOC HK European Warrants Jul 2017 A	0.150	29.9300	2017/07/31	70,000,000	2017/01/06
18767	Credit Suisse AG	BYD European Warrants May 2017 A	0.340	48.9300	2017/05/26	30,000,000	2017/01/06
18783	Credit Suisse AG	China Re European Warrants Jul 2017 A	0.250	1.98 per unit	2017/07/31	40,000,000	2017/01/06
18471	Credit Suisse AG	CKH Holdings European Warrants Jul 2017 A	0.380	92.8800	2017/07/06	40,000,000	2017/01/06
18474	Credit Suisse AG	CKH European Put Warrants Jul 2017 B	0.250	75.8800	2017/07/06	40,000,000	2017/01/06
18759	Credit Suisse AG	China Railway European Warrants Jul 2017A	0.495	7.40 per unit	2017/07/06	25,000,000	2017/01/06
18747	Credit Suisse AG	Geely Auto European Warrants Aug 2018 A	0.150	9.5100	2018/08/20	100,000,000	2017/01/06
18684	Credit Suisse AG	HSBC European Wts Jul 2017 B	0.181	67.5500	2017/07/10	100,000,000	2017/01/06
18421	Credit Suisse AG	HSI European Warrants Jun 2017 A	0.150	21,800 per 8,000 units	2017/06/29	120,000,000	2017/01/06
18437	Credit Suisse AG	HSI European Warrants Jul 2017 A	0.150	22,200 per 8,000 units	2017/07/28	120,000,000	2017/01/06
18438	Credit Suisse AG	HSI European Warrants Aug 2017 A	0.150	22,800 per 6,000 units	2017/08/30	120,000,000	2017/01/06
18444	Credit Suisse AG	HSI European Put Warrants Apr 2017 A	0.165	21,800 per 6,000 units	2017/04/27	120,000,000	2017/01/06
18449	Credit Suisse AG	HSI European Put Warrants May 2017 A	0.155	21,200 per 6,500 units	2017/05/29	120,000,000	2017/01/06
18456	Credit Suisse AG	HSI European Put Warrants Aug 2017 B	0.180	21,000 per 7,000 units	2017/08/30	120,000,000	2017/01/06
18864	Credit Suisse AG	PICC Group European Warrants Jun 2017 B	0.200	3.51 per unit	2017/06/02	50,000,000	2017/01/06
18785	Credit Suisse AG	Tencent Holdings Euro Put Wts Aug 2017 A	0.180	188.78 per 100 units	2017/08/01	100,000,000	2017/01/06
17065	Goldman Sachs SP (Asia)	Tencent European Wt Aug 2017 B	0.150	209.20 per 100 units	2017/08/29	300,000,000	2017/01/06
17214	Goldman Sachs SP (Asia)	Tencent European Wt Nov 2017 A	0.150	210.20 per 100 units	2017/11/28	300,000,000	2017/01/06
18400	HK Bank	China Overseas European Warrants Nov 2017 A	0.180	22.2700	2017/11/23	80,000,000	2017/01/06
18404	HK Bank	Tencent European Put Warrants Dec 2017 B	0.180	179.90 per 100 units	2017/12/22	100,000,000	2017/01/06
17926	Haitong Int'l Sec	Anhui Conch European Warrants Oct 2017 A	0.250	22.8800	2017/10/27	40,000,000	2017/01/06
17509	Haitong Int'l Sec	Ch Overseas European Warrants Aug 2017 A	0.200	20.8800	2017/08/30	50,000,000	2017/01/06
17569	Haitong Int'l Sec	CSDC European Warrants Dec 2017 A	0.260	1.88 per unit	2017/12/11	40,000,000	2017/01/06
17713	Haitong Int'l Sec	Evergrande European Warrants Jul 2017 A	0.480	5 per unit	2017/07/28	25,000,000	2017/01/06
17847	Haitong Int'l Sec	Geely Auto European Warrants Jun 2018 A	0.160	8.2200	2018/06/01	70,000,000	2017/01/06
17527	Haitong Int'l Sec	GWMC European Warrants Jul 2018 A	0.200	7.0000	2018/07/23	50,000,000	2017/01/06
17902	Haitong Int'l Sec	HN Renewables European Wts Aug 2017 A	0.325	3 per unit	2017/08/28	32,000,000	2017/01/06
17659	Haitong Int'l Sec	Zhaojin Mining European Wts Dec 2018 A	0.250	6.2800	2018/12/28	50,000,000	2017/01/06
18875	J P Morgan SP BV	CKI Holdings European Warrants Aug 2017 A	0.254	67.6700	2017/08/02	50,000,000	2017/01/06
17405	Macquarie Bank Ltd.	CC Bank European Warrants Jun 2017 B	0.407	6 per unit	2017/06/02	25,000,000	2017/01/06
17248	Macquarie Bank Ltd.	Tencent European Warrants Aug 2017 A	0.250	285.8800	2017/08/02	40,000,000	2017/01/06
19442	BNP Paribas Issuance B.V.	Tencent Hldgs Eu Wt Jul 2017 E	0.250	300.8800	2017/07/04	40,000,000	2017/01/09
19467	BNP Paribas Issuance B.V.	Tencent Hldgs Eu Wt Jan 2019 A	0.250	250 per 100 units	2019/01/02	40,000,000	2017/01/09
19250	Bank of East Asia	HSBC European Warrants Oct 2017 A	0.250	70.0000	2017/10/09	40,000,000	2017/01/09
19229	Bank of East Asia	ZTE European Warrants Dec 2017 A	0.250	15.8800	2017/12/29	40,000,000	2017/01/09
19198	HK Bank	BOCL European Warrants Aug 2017 B	0.250	3.48 per unit	2017/08/31	60,000,000	2017/01/09
19218	HK Bank	Evergrande European Warrants Sep 2017 A	0.300	5.50 per unit	2017/09/29	40,000,000	2017/01/09
19040	HK Bank	Tencent European Warrants Oct 2017 B	0.150	227.80 per 100 units	2017/10/27	150,000,000	2017/01/09
19928	J P Morgan SP BV	CKP European Warrants Aug 2017 A	0.250	54.5400	2017/08/02	60,000,000	2017/01/09
19552	J P Morgan SP BV	China Mob European Put Wts Aug 2017 A	0.251	73.7300	2017/08/02	100,000,000	2017/01/09
20028	J P Morgan SP BV	GF Sec European Warrants Jun 2017 A	0.156	18.0000	2017/06/28	70,000,000	2017/01/09
19670	J P Morgan SP BV	Li & Fung European Warrants Dec 2017 A	0.265	3.80 per unit	2017/12/29	60,000,000	2017/01/09

Newly listed derivative warrants (continued)

Code	Issuer	Name of issue	Issue prices (HK\$)	Strike level/ Subscription price (HK\$) per 10 units	Subscription/ exercise period	Unit issued on initial listing	Listing date
19609	J P Morgan SP BV	Shimao Property European Wts Jun 2018 A	0.152	11.0000	2018/06/29	70,000,000	2017/01/09
19440	Macquarie Bank Ltd.	Brilliance Chi Euro Wts Feb 2018 A	0.250	12.8800	2018/02/02	40,000,000	2017/01/09
19291	Macquarie Bank Ltd.	Sinopec Corp European Wts Aug 2017 B	0.378	5.98 per unit	2017/08/02	27,000,000	2017/01/09
19038	Macquarie Bank Ltd.	Tencent European Warrants Aug 2017 C	0.625	250.8800	2017/08/02	16,000,000	2017/01/09
19037	Macquarie Bank Ltd.	Tencent European Put Wts Aug 2017 B	1.117	165.8800	2017/08/02	9,000,000	2017/01/09
19538	UBS AG	CC Bank European Put Warrants May 2017 C	0.150	5.19 per unit	2017/05/29	70,000,000	2017/01/09
20114	BOCI Asia Ltd.	CITIC European Warrants Oct 2017 A	0.154	10.8900	2017/10/26	100,000,000	2017/01/10
20121	BOCI Asia Ltd.	Chi Res Land European Warrants Oct 2017 A	0.250	18.8800	2017/10/30	100,000,000	2017/01/10
20120	BOCI Asia Ltd.	China Tel European Warrants Oct 2017 A	0.270	4 per unit	2017/10/30	100,000,000	2017/01/10
20234	BOCI Asia Ltd.	Link REIT European Warrants Oct 2017 A	0.292	55.0000	2017/10/23	100,000,000	2017/01/10
20267	BOCI Asia Ltd.	PICC European Warrants Jul 2018 A	0.155	13.9000	2018/07/30	100,000,000	2017/01/10
20425	BNP Paribas Issuance B.V.	China Life Euro Wts Nov 2017 A	0.200	21.9000	2017/11/02	60,000,000	2017/01/10
20406	BNP Paribas Issuance B.V.	HSBC European Wts Jul 2018 A	0.280	75.0000	2018/07/04	50,000,000	2017/01/10
20396	BNP Paribas Issuance B.V.	HSI Euro Put Wts Aug 2017 D	0.270	22,000 per 6,000 units	2017/08/30	80,000,000	2017/01/10
20407	BNP Paribas Issuance B.V.	Ping An European Wt Jan 2018 A	0.270	45.0000	2018/01/03	40,000,000	2017/01/10
20104	Macquarie Bank Ltd.	AIA European Warrants Aug 2017 A	0.300	47.2800	2017/08/02	34,000,000	2017/01/10
20485	Macquarie Bank Ltd.	Minsheng Bank European Wts Aug 2017 A	0.400	10.48 per unit	2017/08/02	25,000,000	2017/01/10
20113	Macquarie Bank Ltd.	China Mobile European Wts Aug 2017 A	0.349	94.1800	2017/08/02	29,000,000	2017/01/10
20300	Macquarie Bank Ltd.	HSBC European Warrants Aug 2017 A	0.347	64.8800	2017/08/02	29,000,000	2017/01/10
20351	Macquarie Bank Ltd.	HSBC European Warrants Aug 2017 B	1.090	78 per unit	2017/08/02	9,200,000	2017/01/10
20532	UBS AG	China Cinda European Warrants Aug 2017 A	0.203	3.29 per unit	2017/08/29	50,000,000	2017/01/10
20494	UBS AG	CITIC Sec European Warrants Aug 2017 A	0.150	20.0500	2017/08/28	70,000,000	2017/01/10
20551	UBS AG	Link REIT European Warrants Jul 2017 A	0.169	56.3300	2017/07/24	70,000,000	2017/01/10
20967	Haitong Int'l Sec	BOCL European Warrants Sep 2017 A	0.250	3.68 per unit	2017/09/27	40,000,000	2017/01/11
20713	Haitong Int'l Sec	CKH European Warrants Jul 2017 A	0.250	98.8000	2017/07/11	40,000,000	2017/01/11
20805	Haitong Int'l Sec	Sinopec Corp European Wts Sep 2017 A	0.340	6.18 per unit	2017/09/29	30,000,000	2017/01/11
20900	Haitong Int'l Sec	CSOP A50 ETF European Warrants Oct 2018A	0.150	11.7000	2018/10/03	90,000,000	2017/01/11
20961	Haitong Int'l Sec	A50 China European Warrants Jul 2017 A	0.480	11.38 per unit	2017/07/11	25,000,000	2017/01/11
20747	Haitong Int'l Sec	HSBC European Warrants Oct 2017 A	0.250	69.9000	2017/10/03	40,000,000	2017/01/11
20858	Haitong Int'l Sec	ICBC European Warrants Jul 2017 B	0.160	5.08 per unit	2017/07/27	65,000,000	2017/01/11
20816	Haitong Int'l Sec	PetroChina European Warrants Aug 2017 A	0.360	6.38 per unit	2017/08/30	30,000,000	2017/01/11
20872	Haitong Int'l Sec	Ping An European Warrants Nov 2017 A	0.250	48.8800	2017/11/29	40,000,000	2017/01/11
20813	Haitong Int'l Sec	Tencent European Warrants Jun 2017 B	0.150	196.08 per 100 units	2017/06/28	70,000,000	2017/01/11
20552	Macquarie Bank Ltd.	BYD European Warrants Aug 2017 A	0.400	54.8800	2017/08/02	25,000,000	2017/01/11
21092	UBS AG	BOC HK European Warrants Dec 2017 A	0.206	32.0500	2017/12/20	50,000,000	2017/01/11
21023	UBS AG	China National Building European Wts Jun 2017 A	0.250	4.67 per unit	2017/06/26	40,000,000	2017/01/11
21129	UBS AG	Lenovo European Warrants Jul 2017 A	0.316	5.09 per unit	2017/07/24	50,000,000	2017/01/11
21048	UBS AG	PICC European Warrants Jul 2018 A	0.177	13.9000	2018/07/27	60,000,000	2017/01/11
11046#	Goldman Sachs SP (Asia)	HKEX European Warrants Apr 2017 A	0.085	188 per 100 units	2017/04/24	150,000,000	2017/01/11
21347	BOCI Asia Ltd.	China Shenhua European Warrants Oct 2017 A	0.161	16.3500	2017/10/26	100,000,000	2017/01/12
21316	BOCI Asia Ltd.	JIANC European Warrants Nov 2017 A	0.150	13.3000	2017/11/28	100,000,000	2017/01/12
21326	BOCI Asia Ltd.	KECL European Warrants Sep 2017 A	0.320	7 per unit	2017/09/29	100,000,000	2017/01/12
21511	Goldman Sachs SP (Asia)	HKEX European Warrants Nov 2017 A	0.150	208.88 per 100 units	2017/11/28	200,000,000	2017/01/12

Newly listed derivative warrants (continued)

Code	Issuer	Name of issue	Issue prices (HK\$)	Strike level/ Subscription price (HK\$) per 10 units	Subscription/ exercise period	Unit issued on initial listing	Listing date
21384	HK Bank	A50 China European Warrants Jun 2017 B	0.600	11.02 per unit	2017/06/28	30,000,000	2017/01/12
21416	HK Bank	A50 China European Warrants Jul 2017 A	0.400	11.80 per unit	2017/07/31	30,000,000	2017/01/12
21431	HK Bank	HSI European Warrants Jun 2017 H	0.150	22,500 per 8,000 units	2017/06/29	150,000,000	2017/01/12
21450	HK Bank	HSI European Put Warrants Jun 2017 I	0.150	21,398 per 6,000 units	2017/06/29	150,000,000	2017/01/12
21452	HK Bank	HSI European Put Warrants Jul 2017 B	0.150	21,788 per 8,500 units	2017/07/28	150,000,000	2017/01/12
21304	Haitong Int'l Sec	China State Con European Warrants Dec17B	0.154	13.3000	2017/12/22	68,000,000	2017/01/12
21305	Haitong Int'l Sec	GCL-Poly European Warrants Sep 2017 A	0.150	1.09 per unit	2017/09/26	68,000,000	2017/01/12
21212	Haitong Int'l Sec	Lenovo European Warrants Dec 2017 A	0.251	5.88 per unit	2017/12/28	40,000,000	2017/01/12
21284	Haitong Int'l Sec	Mengniu Dairy European Wts Feb 2018 A	0.254	16.8000	2018/02/08	40,000,000	2017/01/12
21286	Haitong Int'l Sec	Sh Electric European Warrants Mar 2018 A	0.625	4.48 per unit	2018/03/28	18,000,000	2017/01/12
21604	J P Morgan SP BV	HSI European Put Warrants Jun 2017 F	0.152	20,700 per 6,000 units	2017/06/29	400,000,000	2017/01/12
21593	J P Morgan SP BV	Lenovo European Warrants May 2017 A	0.151	5.80 per unit	2017/05/02	80,000,000	2017/01/12
21490	Macquarie Bank Ltd.	China Coal European Wts Dec 2017 A	0.478	4.88 per unit	2017/12/04	21,000,000	2017/01/12
21483	Macquarie Bank Ltd.	Sinopec Corp European Wts Oct 2017 A	0.324	6.58 per unit	2017/10/04	31,000,000	2017/01/12
21349	Macquarie Bank Ltd.	HSBC European Warrants Jul 2017 A	0.150	73.5000	2017/07/05	70,000,000	2017/01/12
21501	Macquarie Bank Ltd.	Sands China European Wts Oct 2017 A	0.250	43.6800	2017/10/04	40,000,000	2017/01/12
21379	Macquarie Bank Ltd.	Sands China European Put Wts Sep 2017 A	0.280	28.8800	2017/09/04	36,000,000	2017/01/12
21572	UBS AG	CNOOC European Put Warrants Jul 2017 B	0.400	8.48 per unit	2017/07/11	30,000,000	2017/01/12
21591	UBS AG	HSI European Put Warrants May 2017 D	0.229	22,800 per 6,000 units	2017/05/29	300,000,000	2017/01/12
21536	UBS AG	Sunny Optical European Warrants Jul 2017 A	0.424	43.8800	2017/07/11	30,000,000	2017/01/12
21994	BOCI Asia Ltd.	Sinopec Corp European Warrants Jul 2017 B	0.260	6.58 per unit	2017/07/24	100,000,000	2017/01/13
22007	BOCI Asia Ltd.	PetroChina European Warrants Jun 2017 A	0.301	6.67 per unit	2017/06/21	100,000,000	2017/01/13
21916	BNP Paribas Issuance B.V.	AIA European Wts Jan 2019 A	0.250	62.0000	2019/01/03	40,000,000	2017/01/13
21656	BNP Paribas Issuance B.V.	CC Bank Euro Wts Oct 2018 A	0.250	7.50 per unit	2018/10/03	40,000,000	2017/01/13
21673	BNP Paribas Issuance B.V.	CC Bank Euro Wts Jan 2019 A	0.250	8 per unit	2019/01/03	40,000,000	2017/01/13
21983	BNP Paribas Issuance B.V.	China Life Euro Wts May 2018 A	0.150	28.0000	2018/05/02	70,000,000	2017/01/13
21648	BNP Paribas Issuance B.V.	China Life Euro Wts Jan 2019 A	0.260	30.0000	2019/01/03	60,000,000	2017/01/13
21974	BNP Paribas Issuance B.V.	CSOP A50 ETF Eu Wts Apr 2018 A	0.250	15 per unit	2018/04/04	40,000,000	2017/01/13
21969	BNP Paribas Issuance B.V.	A50 China Euro Wts Apr 2018 A	0.250	14 per unit	2018/04/04	40,000,000	2017/01/13
21606	BNP Paribas Issuance B.V.	HSBC European Wts Jan 2019 A	0.250	81.5000	2019/01/03	40,000,000	2017/01/13
21726	BNP Paribas Issuance B.V.	Lenovo European Wts Jan 2018 A	0.250	6.30 per unit	2018/01/03	40,000,000	2017/01/13
21780	BNP Paribas Issuance B.V.	Lenovo European Wts Jan 2019 A	0.260	7.80 per unit	2019/01/03	40,000,000	2017/01/13
21819	HK Bank	China Life European Warrants Sep 2017 A	0.150	23.0500	2017/09/26	150,000,000	2017/01/13
21816	Macquarie Bank Ltd.	China Life European Wts Aug 2017 A	1.000	25.50 per unit	2017/08/02	10,000,000	2017/01/13
21964	Macquarie Bank Ltd.	Kingsoft European Warrants Aug 2017 A	0.250	18.5800	2017/08/02	40,000,000	2017/01/13
22082	UBS AG	Link REIT European Put Warrants Jul 2017 B	0.250	46.8800	2017/07/12	40,000,000	2017/01/13
22176	Credit Suisse AG	China Life European Warrants Oct 2017 A	0.155	23.0500	2017/10/04	80,000,000	2017/01/16
22089	Haitong Int'l Sec	KECL European Warrants Aug 2017 A	0.250	7.48 per unit	2017/08/18	40,000,000	2017/01/16
22083	Haitong Int'l Sec	Link REIT European Put Warrants Jul 17 A	0.250	46.0000	2017/07/17	40,000,000	2017/01/16
22090	Haitong Int'l Sec	PetroChina European Warrants Jul 2017 A	0.250	7.25 per unit	2017/07/18	40,000,000	2017/01/16
22160	Macquarie Bank Ltd.	HKEX European Warrants Aug 2017 A	0.250	260.8800	2017/08/02	40,000,000	2017/01/16
22198	UBS AG	Ping An European Warrants May 2017 C	0.165	43.0500	2017/05/15	100,000,000	2017/01/16
22249	UBS AG	SMIC European Warrants Jul 2017 A	0.250	10.8800	2017/07/17	60,000,000	2017/01/16

Newly listed derivative warrants (continued)

Code	Issuer	Name of issue	Issue prices (HK\$)	Strike level/ Subscription price (HK\$) per 10 units	Subscription/ exercise period	Unit issued on initial listing	Listing date
22238	UBS AG	SMIC European Warrants Dec 2017 A	0.251	13.3800	2017/12/04	60,000,000	2017/01/16
22285	BOCI Asia Ltd.	Ping An European Warrants Aug 2017 B	0.166	43.8500	2017/08/02	200,000,000	2017/01/17
22359	BNP Paribas Issuance B.V.	AIA European Wts Mar 2018 A	0.250	55.0000	2018/03/02	40,000,000	2017/01/17
22420	BNP Paribas Issuance B.V.	CC Bank Euro Wts Apr 2018 A	0.270	7 per unit	2018/04/04	40,000,000	2017/01/17
22421	BNP Paribas Issuance B.V.	ICBC European Wts Apr 2018 A	0.270	5.60 per unit	2018/04/04	50,000,000	2017/01/17
22761	Credit Suisse AG	KECL European Warrants Jul 2017 A	0.320	6.88 per unit	2017/07/31	35,000,000	2017/01/17
22777	Credit Suisse AG	Ping An European Warrants May 2017 B	0.150	43.2300	2017/05/31	70,000,000	2017/01/17
22757	Credit Suisse AG	SMIC European Warrants Oct 2017 A	0.250	12.3800	2017/10/31	70,000,000	2017/01/17
22863	Goldman Sachs SP (Asia)	HSI European Warrants Jul 2017 B	0.150	23,500 per 6,600 units	2017/07/28	150,000,000	2017/01/17
22854	Goldman Sachs SP (Asia)	HSI European Put Wts May 2017 C	0.150	22,900 per 9,200 units	2017/05/29	150,000,000	2017/01/17
22782	HK Bank	Geely Auto European Warrants Oct 2017 A	0.150	8.5100	2017/10/04	150,000,000	2017/01/17
22466	HK Bank	Tencent European Warrants Aug 2017 A	0.150	208.80 per 100 units	2017/08/30	150,000,000	2017/01/17
22642	Haitong Int'l Sec	China Agri European Warrants Aug 2017 A	0.510	4.18 per unit	2017/08/28	20,000,000	2017/01/17
22568	Haitong Int'l Sec	China EB Ltd European Warrants Dec 2017A	0.250	16.8000	2017/12/28	40,000,000	2017/01/17
22624	Haitong Int'l Sec	China Travel HK European Warrants Dec17A	0.385	2.68 per unit	2017/12/28	30,000,000	2017/01/17
22646	Haitong Int'l Sec	Fosun Intl European Warrants Nov 2017 A	0.150	13.2800	2017/11/30	68,000,000	2017/01/17
22755	Haitong Int'l Sec	Fosun Intl European Put Warrants Jul 18A	0.252	9.8000	2018/07/18	40,000,000	2017/01/17
22750	Haitong Int'l Sec	Guangshen Rail European Warrants Dec 18A	0.250	5.0000	2018/12/31	80,000,000	2017/01/17
22731	Haitong Int'l Sec	Kingdee Int'l European Warrants Dec 17 A	0.540	3.68 per unit	2017/12/28	20,000,000	2017/01/17
22534	Haitong Int'l Sec	Poly Property European Warrants Dec 17 A	0.435	3.18 per unit	2017/12/18	25,000,000	2017/01/17
22719	Haitong Int'l Sec	Stanchart European Warrants Jun 2017 A	0.220	78.9280	2017/06/28	50,000,000	2017/01/17
22622	Haitong Int'l Sec	WH Group European Warrants Jan 2019 A	0.250	7.3000	2019/01/08	50,000,000	2017/01/17
22519	Macquarie Bank Ltd.	HSBC European Warrants Jan 2019 A	0.268	90.8800	2019/01/04	38,000,000	2017/01/17
22473	Macquarie Bank Ltd.	Ping An European Warrants May 2017 C	0.178	41.8800	2017/05/04	60,000,000	2017/01/17
22509	Macquarie Bank Ltd.	Tencent European Warrants Aug 2017 D	1.363	210.8800	2017/08/02	10,000,000	2017/01/17
22357	SG Issuer	Lenovo European Warrants Oct 2017 A	0.335	6.18 per unit	2017/10/06	30,000,000	2017/01/17
23146	Credit Suisse AG	AIA European Warrants Dec 2017 A	0.150	56.0500	2017/12/29	70,000,000	2017/01/18
23164	Credit Suisse AG	China Life European Put Wts Jul 2017 A	0.150	19.9800	2017/07/03	70,000,000	2017/01/18
23125	Credit Suisse AG	China Mobile European Warrants Jul 2017 B	0.160	98.0500	2017/07/04	65,000,000	2017/01/18
23154	Credit Suisse AG	HSI European Warrants Jul 2017 B	0.150	23,500 per 6,600 units	2017/07/28	120,000,000	2017/01/18
23121	Credit Suisse AG	Tencent Holdings European Wts Aug 2017 B	0.155	209.20 per 100 units	2017/08/31	150,000,000	2017/01/18
23010	HK Bank	AIA European Warrants Jun 2017 C	0.160	49.5500	2017/06/28	80,000,000	2017/01/18
23012	HK Bank	Sands China European Warrants Jul 2017 C	0.250	38.0000	2017/07/31	50,000,000	2017/01/18
22964	Haitong Int'l Sec	China Power European Warrants Dec 2017 A	0.363	3.28 per unit	2017/12/18	30,000,000	2017/01/18
22926	Haitong Int'l Sec	Ch South City European Warrants Jan 18 A	0.356	2 per unit	2018/01/29	30,000,000	2017/01/18
22923	Haitong Int'l Sec	SMIC European Warrants Nov 2017 A	0.253	12.1800	2017/11/08	50,000,000	2017/01/18
22954	Haitong Int'l Sec	Goldwind European Warrants Sep 2017 A	0.253	14.8800	2017/09/28	40,000,000	2017/01/18
22991	Haitong Int'l Sec	Zijin Mining European Warrants Aug 2017A	0.250	3.08 per unit	2017/08/08	40,000,000	2017/01/18
22877	J P Morgan SP BV	HSI European Put Warrants Jul 2017 D	0.151	22,000 per 8,500 units	2017/07/28	400,000,000	2017/01/18
22876	J P Morgan SP BV	Tencent European Put Warrants Jul 2017 B	0.150	188.80 per 100 units	2017/07/31	200,000,000	2017/01/18
23031	Macquarie Bank Ltd.	Xinyi Solar European Warrants May 18 A	0.561	3.58 per unit	2018/05/16	18,000,000	2017/01/18
23090	SG Issuer	Ping An European Put Warrants Aug 2017 C	0.250	37.5000	2017/08/03	100,000,000	2017/01/18
23114	SG Issuer	Tencent European Put Warrants Jun 2017 C	0.600	180.8800	2017/06/05	20,000,000	2017/01/18

Newly listed derivative warrants (continued)

Code	Issuer	Name of issue	Issue prices (HK\$)	Strike level/ Subscription price (HK\$) per 10 units	Subscription/ exercise period	Unit issued on initial listing	Listing date
23036	UBS AG	China Life European Put Warrants Aug 2017 B	0.155	19.9800	2017/08/29	70,000,000	2017/01/18
23072	UBS AG	China Mengniu European Warrants Dec 2017 A	0.250	17.1800	2017/12/18	40,000,000	2017/01/18
23042	UBS AG	Wynn Macau European Warrants Jan 2018 A	0.251	14.8800	2018/01/29	70,000,000	2017/01/18
12749#	Credit Suisse AG	Tencent Holdings European Wts Jun 2017 B	0.070	213.88 per 100 units	2017/06/02	150,000,000	2017/01/18
23229	BOCI Asia Ltd.	China Unicom European Warrants Dec 2017 B	0.150	8.9800	2017/12/05	100,000,000	2017/01/19
23168	BOCI Asia Ltd.	Lenovo European Warrants Sep 2017 A	0.254	6 per unit	2017/09/29	100,000,000	2017/01/19
23186	BOCI Asia Ltd.	Sunny Optical European Warrants Jul 2017 A	0.415	45.8800	2017/07/20	100,000,000	2017/01/19
23327	J P Morgan SP BV	Galaxy Ent European Warrants Aug 2017 C	0.251	39.3900	2017/08/01	100,000,000	2017/01/19
23310	J P Morgan SP BV	Sands China European Warrants Sep 2017 A	0.251	38.3800	2017/09/01	100,000,000	2017/01/19
23234	Macquarie Bank Ltd.	CNOOC European Put Warrants Oct 2017 B	0.432	7.88 per unit	2017/10/04	25,000,000	2017/01/19
23230	Macquarie Bank Ltd.	HKEX European Warrants Aug 2017 B	0.910	210.8800	2017/08/02	11,000,000	2017/01/19
23453	Credit Suisse AG	Ch Molybdenum European Warrants Jul 2017A	0.305	2.22 per unit	2017/07/31	35,000,000	2017/01/20
10448	J P Morgan SP BV	N225 Index Euro Wts Sep 2017 A	0.152	22,000 per 420 units	2017/09/08	100,000,000	2017/01/20
10450	J P Morgan SP BV	N225 Index Euro Wts Dec 2017 A	0.256	20,800 per 400 units	2017/12/08	100,000,000	2017/01/20
10449	J P Morgan SP BV	N225 Idx Euro Put Wts Sep 2017 B	0.157	18,000 per 600 units	2017/09/08	100,000,000	2017/01/20
10451	J P Morgan SP BV	N225 Idx Euro Put Wts Dec 2017 B	0.254	17,400 per 400 units	2017/12/08	100,000,000	2017/01/20
23461	J P Morgan SP BV	Techtronic European Warrants Oct 2017 A	0.251	31.3100	2017/10/03	60,000,000	2017/01/20
23469	J P Morgan SP BV	China Vanke European Warrants Aug 2017 A	0.152	23.9000	2017/08/01	100,000,000	2017/01/20
23401	SG Issuer	BOCL European Put Warrants Aug 2017 B	0.260	3.38 per unit	2017/08/03	60,000,000	2017/01/20
23409	SG Issuer	Ch Mob European Warrants Jul 2017 E	0.170	98.0500	2017/07/05	60,000,000	2017/01/20
23450	SG Issuer	Petch European Warrants Aug 2017 B	0.250	7.80 per unit	2017/08/03	60,000,000	2017/01/20
23397	UBS AG	CHALCO European Warrants Jul 2017 A	0.253	4.28 per unit	2017/07/31	40,000,000	2017/01/20
23452	UBS AG	Ch LongYuan European Warrants Jun 2018 A	0.250	6.8800	2018/06/29	40,000,000	2017/01/20
23334	UBS AG	Lenovo European Warrants Jul 2017 B	0.253	6.18 per unit	2017/07/31	50,000,000	2017/01/20
23335	UBS AG	Sunny Optical European Warrants Apr 2017 A	0.151	49.9300	2017/04/24	70,000,000	2017/01/20
23711	Credit Suisse AG	CHALCO European Wts Jul 2017 A	0.290	4.08 per unit	2017/07/24	35,000,000	2017/01/23
23710	Credit Suisse AG	Lenovo European Warrants Aug 2017 A	0.250	6.23 per unit	2017/08/07	40,000,000	2017/01/23
23527	Haitong Int'l Sec	BEA European Put Warrants Dec 2017 A	0.285	28.0000	2017/12/29	36,000,000	2017/01/23
23649	Haitong Int'l Sec	Car Inc European Warrants Dec 2017 A	0.150	8.0800	2017/12/29	68,000,000	2017/01/23
23617	Haitong Int'l Sec	Dongfeng European Warrants Dec 2017 A	0.150	8.8900	2017/12/22	68,000,000	2017/01/23
23682	Haitong Int'l Sec	ENN Energy European Warrants Dec 2017 A	0.451	46.8800	2017/12/22	25,000,000	2017/01/23
23605	Haitong Int'l Sec	Sihuan Pharm European Warrants May 2018A	1.000	2.68 per unit	2018/05/31	15,000,000	2017/01/23
23679	Haitong Int'l Sec	SUNAC European Warrants Nov 2018 A	0.158	7.5880	2018/11/12	68,000,000	2017/01/23
23559	Haitong Int'l Sec	Shenzhen Int'l European Warrants Dec 18A	0.258	13.2800	2018/12/18	50,000,000	2017/01/23
23828	J P Morgan SP BV	Ali Pictures European Warrants Nov 2017 A	0.278	1.50 per unit	2017/11/03	50,000,000	2017/01/23
23790	J P Morgan SP BV	ICBC European Put Wts Aug 2017 A	0.273	4.45 per unit	2017/08/02	100,000,000	2017/01/23
23700	Macquarie Bank Ltd.	Lenovo European Warrants Sep 2017 A	0.250	6.38 per unit	2017/09/04	40,000,000	2017/01/23
23476	SG Issuer	AIA European Warrants Dec 2017 A	0.250	54.8800	2017/12/05	80,000,000	2017/01/23
23478	SG Issuer	HSI European Warrants Dec 2017 C	0.250	23,800 per 8,000 units	2017/12/28	150,000,000	2017/01/23
23705	SG Issuer	HSI European Put Warrants Sep 2017 C	0.250	22,200 per 8,000 units	2017/09/28	150,000,000	2017/01/23
23486	SG Issuer	Tracker Fund European Warrants Apr 2018 A	0.250	23.1500	2018/04/06	100,000,000	2017/01/23
23713	UBS AG	China EB Int'l European Warrants Dec 2017 A	0.150	12.6000	2017/12/11	70,000,000	2017/01/23
23755	UBS AG	HSI European Warrants Jun 2017 C	0.150	22,500 per 8,000 units	2017/06/29	300,000,000	2017/01/23

Newly listed derivative warrants (continued)

Code	Issuer	Name of issue	Issue prices (HK\$)	Strike level/ Subscription price (HK\$) per 10 units	Subscription/ exercise period	Unit issued on initial listing	Listing date
23746	UBS AG	Lenovo European Put Warrants Aug 2017 A	0.375	4.38 per unit	2017/08/07	30,000,000	2017/01/23
23875	Goldman Sachs SP (Asia)	HSI European Put Wts Jul 2017 C	0.150	21,788 per 8,500 units	2017/07/28	200,000,000	2017/01/24
23856	Goldman Sachs SP (Asia)	Ping An European Wts May 2017 B	0.150	43.1800	2017/05/25	120,000,000	2017/01/24
23897	Macquarie Bank Ltd.	CNOOC European Put Warrants Aug 2017 A	0.619	8.88 per unit	2017/08/02	20,000,000	2017/01/24
23926	Macquarie Bank Ltd.	Guotai Junani European Warrants Feb18A	0.628	3.08 per unit	2018/02/02	16,000,000	2017/01/24
23996	Macquarie Bank Ltd.	Tencent European Warrants Aug 2017 E	2.850	180.8800	2017/08/02	10,000,000	2017/01/24
23998	SG Issuer	Evergrande Eu Wt Aug 2017 A	0.375	5.99 per unit	2017/08/03	27,000,000	2017/01/24
23999	SG Issuer	SMIC European Warrants Nov 2017 A	0.205	12.3800	2017/11/03	70,000,000	2017/01/24
24006	SG Issuer	Stanchart European Warrants Jul 2017 A	0.480	78.8800	2017/07/05	21,000,000	2017/01/24
23933	UBS AG	ICBC European Put Warrants Aug 2017 A	0.291	4.38 per unit	2017/08/02	70,000,000	2017/01/24
23837	UBS AG	Ping An European Warrants Apr 2017 E	0.243	39.9300	2017/04/27	100,000,000	2017/01/24
23943	UBS AG	Tencent Holdings European Warrants May 2017 B	0.150	197.38 per 100 units	2017/05/31	300,000,000	2017/01/24
24423	Credit Suisse AG	HSBC European Wts May 2017 B	0.150	68.9300	2017/05/22	100,000,000	2017/01/25
24411	Credit Suisse AG	Techtronic European Warrants Aug 2017 A	0.250	31.8800	2017/08/31	50,000,000	2017/01/25
24011	HK Bank	HSI European Put Warrants Jul 2017 C	0.150	20,500 per 6,000 units	2017/07/28	150,000,000	2017/01/25
24148	Haitong Int'l Sec	Ali Pictures European Warrants Oct 2017A	0.260	1.55 per unit	2017/10/30	40,000,000	2017/01/25
24162	Haitong Int'l Sec	Brilliance Chi European Warrants Jan 18A	0.257	13.3800	2018/01/18	50,000,000	2017/01/25
24012	Haitong Int'l Sec	China Gas Hold European Warrants Dec 17A	0.250	11.8000	2017/12/18	50,000,000	2017/01/25
24319	Haitong Int'l Sec	CICC European Warrants Aug 2017 A	0.170	11.8200	2017/08/25	60,000,000	2017/01/25
24024	Haitong Int'l Sec	CMS European Warrants Mar 2018 A	0.331	15.8800	2018/03/08	36,000,000	2017/01/25
24198	Haitong Int'l Sec	COSCO Ship European Warrants Nov 2017 A	0.590	5.25 per unit	2017/11/30	18,000,000	2017/01/25
24302	Haitong Int'l Sec	Guotai Junani European Warrants Jan 18 A	0.480	3.10 per unit	2018/01/18	25,000,000	2017/01/25
24371	Haitong Int'l Sec	Haitong Sec European Warrants Oct 2017 A	0.157	15.2200	2017/10/30	68,000,000	2017/01/25
24021	Haitong Int'l Sec	Techtronic European Warrants Aug 2017 A	0.250	31.8800	2017/08/18	40,000,000	2017/01/25
24581	J P Morgan SP BV	CKH European Put Warrants Jun 2017 B	0.208	82.0000	2017/06/02	60,000,000	2017/01/25
24604	J P Morgan SP BV	Geely Auto European Warrants Sep 2017 A	0.167	8.5000	2017/09/29	80,000,000	2017/01/25
24528	J P Morgan SP BV	HSBC European Put Warrants Jun 2017 B	0.151	58.0000	2017/06/01	100,000,000	2017/01/25
24592	J P Morgan SP BV	HSI European Put Warrants Jun 2017 G	0.150	22,500 per 8,500 units	2017/06/29	300,000,000	2017/01/25
24387	Macquarie Bank Ltd.	China Agri European Wts Apr 2018 A	0.771	4.68 per unit	2018/04/04	13,000,000	2017/01/25
24383	Macquarie Bank Ltd.	Ch Molybdenum European Wts Feb 2018 A	0.337	2.88 per unit	2018/02/15	30,000,000	2017/01/25
24386	Macquarie Bank Ltd.	Link REIT European Warrants Jan 2018 A	0.380	60.8800	2018/01/03	31,000,000	2017/01/25
24850	Credit Suisse AG	Dongfeng Motor European Warrants Jul 17 A	0.530	10.38 per unit	2017/07/31	25,000,000	2017/01/26
24762	Goldman Sachs SP (Asia)	China Life Euro Wts May 2017 A	0.150	22.5500	2017/05/26	120,000,000	2017/01/26
24726	HK Bank	Geely Auto European Warrants Jun 2018 A	0.250	9.3800	2018/06/29	150,000,000	2017/01/26
24706	HK Bank	Lenovo European Warrants Sep 2017 A	0.280	5.88 per unit	2017/09/29	50,000,000	2017/01/26
24715	HK Bank	SHK Ppt European Warrants Jul 2017 A	0.300	114.8800	2017/07/31	40,000,000	2017/01/26
24839	J P Morgan SP BV	BEA European Warrants Dec 2017 A	0.250	34.3400	2017/12/29	40,000,000	2017/01/26
24844	J P Morgan SP BV	HS Bank European Warrants Aug 2017 A	0.481	168.6800	2017/08/01	30,000,000	2017/01/26
24837	J P Morgan SP BV	Kingdee Intl European Warrants Sep 2017 A	0.308	3.60 per unit	2017/09/29	40,000,000	2017/01/26
24813	Macquarie Bank Ltd.	CRPH European Warrants Apr 2018 A	0.250	13.8800	2018/04/16	40,000,000	2017/01/26
24767	Macquarie Bank Ltd.	SHK Ppt European Put Wts Dec 2017 A	0.695	91.8800	2017/12/04	15,000,000	2017/01/26
24695	Macquarie Bank Ltd.	Tencent European Warrants Sep 2017 A	0.401	270.8800	2017/09/04	25,000,000	2017/01/26
24789	Macquarie Bank Ltd.	Towngas China European Wts Nov 2017 A	0.340	5.33 per unit	2017/11/15	30,000,000	2017/01/26

Newly listed derivative warrants (continued)

Code	Issuer	Name of issue	Issue prices (HK\$)	Strike level/ Subscription price (HK\$) per 10 units	Subscription/ exercise period	Unit issued on initial listing	Listing date
24679	SG Issuer	Geely Auto European Warrants Dec 2018 B	0.200	10.8800	2018/12/31	100,000,000	2017/01/26
24690	SG Issuer	PICC P&C European Warrants Aug 2017 B	0.840	13.50 per unit	2017/08/03	12,000,000	2017/01/26
24667	UBS AG	China Life European Warrants Aug 2017 C	0.150	24.5300	2017/08/29	100,000,000	2017/01/26
24741	UBS AG	Geely Auto European Warrants Jul 2017 B	0.680	12.08 per unit	2017/07/31	40,000,000	2017/01/26
24730	UBS AG	Geely Auto European Put Warrants Jul 2017 A	0.680	7.18 per unit	2017/07/25	20,000,000	2017/01/26
24863	BOCI Asia Ltd.	BOC HK European Warrants Dec 2017 A	0.204	32.0500	2017/12/20	100,000,000	2017/01/27
24879	BOCI Asia Ltd.	China Life European Warrants Jun 2017 A	0.150	22.5500	2017/06/05	200,000,000	2017/01/27
24858	BOCI Asia Ltd.	PetroChina European Warrants Jul 2017 B	0.255	7.20 per unit	2017/07/31	100,000,000	2017/01/27
25001	Credit Suisse AG	Geely Auto European Warrants Jul 2017 A	0.860	11.38 per unit	2017/07/31	25,000,000	2017/01/27
25028	Credit Suisse AG	Geely Auto European Warrants Nov 2018 A	0.250	11.0400	2018/11/30	100,000,000	2017/01/27
25024	Credit Suisse AG	Geely Auto European Put Warrants Jul 17 B	0.620	7.50 per unit	2017/07/31	20,000,000	2017/01/27
24927	Goldman Sachs SP (Asia)	HKEX European Warrants Dec 2017 A	0.150	188 per 100 units	2017/12/20	200,000,000	2017/01/27
24956	Goldman Sachs SP (Asia)	Tencent European Put Wt Jun 2017 F	0.150	200 per 100 units	2017/06/12	80,000,000	2017/01/27
25073	J P Morgan SP BV	China Agri European Warrants Jul 2017 A	0.372	4.28 per unit	2017/07/31	30,000,000	2017/01/27
25065	J P Morgan SP BV	China East Air European Warrants Nov 17 A	0.584	4.68 per unit	2017/11/30	30,000,000	2017/01/27
25175	J P Morgan SP BV	CRPH European Warrants Feb 2018 A	0.255	13.1300	2018/02/28	60,000,000	2017/01/27
25168	J P Morgan SP BV	Foxconn European Warrants Oct 2017 A	0.252	2.88 per unit	2017/10/31	40,000,000	2017/01/27
25217	J P Morgan SP BV	Geely Auto European Warrants Jul 2017 A	0.628	11 per unit	2017/07/31	80,000,000	2017/01/27
25099	J P Morgan SP BV	Guotai Junani European Warrants Dec 2017A	0.458	3 per unit	2017/12/29	40,000,000	2017/01/27
25045	J P Morgan SP BV	SUNAC European Warrants Nov 2018 A	0.160	7.5900	2018/11/09	80,000,000	2017/01/27
25142	J P Morgan SP BV	Travelsky Tech European Warrants Dec 17 A	0.267	20.2000	2017/12/13	60,000,000	2017/01/27
24881	SG Issuer	Geely Auto European Warrants Feb 2018 A	0.250	8.9500	2018/02/05	100,000,000	2017/01/27
24905	SG Issuer	Geely Auto European Warrants May 2018 B	0.250	9.6800	2018/05/21	100,000,000	2017/01/27
24919	UBS AG	China Life European Warrants Oct 2017 A	0.250	22.0000	2017/10/23	100,000,000	2017/01/27
25278	BOCI Asia Ltd.	CC Bank European Warrants Jun 2017 A	0.180	6.29 per unit	2017/06/05	100,000,000	2017/02/01
25355	Credit Suisse AG	Anhui Conch European Warrants Jul 2017 A	0.150	29.9300	2017/07/04	70,000,000	2017/02/01
25352	Credit Suisse AG	CKH Holdings European Warrants Aug 2017 B	0.250	104.8800	2017/08/02	40,000,000	2017/02/01
25346	Credit Suisse AG	HKEX European Warrants Jun 2017 E	0.150	185.98 per 100 units	2017/06/27	100,000,000	2017/02/01
25265	HK Bank	CNOOC European Warrants Jul 2017 A	0.700	10.18 per unit	2017/07/31	40,000,000	2017/02/01
25263	HK Bank	Geely Auto European Warrants Jul 2017 A	0.800	10.50 per unit	2017/07/31	25,000,000	2017/02/01
25238	HK Bank	Sunny Optical European Warrants Jul 2017 A	0.350	46.8800	2017/07/31	50,000,000	2017/02/01
25408	J P Morgan SP BV	AIA European Warrants Aug 2017 A	0.250	52.5200	2017/08/31	100,000,000	2017/02/01
25432	J P Morgan SP BV	CGN Power European Warrants Sep 2017 A	0.251	2.50 per unit	2017/09/01	60,000,000	2017/02/01
25431	J P Morgan SP BV	China Cinda European Warrants Sep 2017 A	0.253	3.08 per unit	2017/09/01	60,000,000	2017/02/01
25419	J P Morgan SP BV	Geely Auto European Warrants Apr 2018 A	0.252	9.5000	2018/04/30	200,000,000	2017/02/01
25424	J P Morgan SP BV	MTRC European Warrants Aug 2017 A	0.150	42.0000	2017/08/01	70,000,000	2017/02/01
25388	Macquarie Bank Ltd.	Cathay Pacific European Wts Jan 2019 A	0.250	11.8800	2019/01/03	40,000,000	2017/02/01
25406	Macquarie Bank Ltd.	Geely Auto European Wts Dec 2017 A	0.897	13.88 per unit	2017/12/15	12,000,000	2017/02/01
25362	SG Issuer	CKH European Warrants Aug 2017 B	0.250	106.8800	2017/08/03	40,000,000	2017/02/01
25219	SG Issuer	CKI Holdings European Warrants Aug 2017 A	0.400	64.8800	2017/08/03	25,000,000	2017/02/01
25383	SG Issuer	CP&CC European Put Warrants Aug 2017 B	0.350	5.55 per unit	2017/08/03	50,000,000	2017/02/01
25370	SG Issuer	Galaxy Ent European Put Warrants Aug 2017 C	0.280	33.0000	2017/08/03	60,000,000	2017/02/01
25372	SG Issuer	PetroChina European Put Warrants Aug 2017 C	0.355	5.68 per unit	2017/08/03	50,000,000	2017/02/01

Newly listed derivative warrants (continued)

Code	Issuer	Name of issue	Issue prices (HK\$)	Strike level/ Subscription price (HK\$) per 10 units	Subscription/ exercise period	Unit issued on initial listing	Listing date
25284	UBS AG	Greatwall Motor European Warrants Feb 2018 A	0.153	9.8900	2018/02/20	100,000,000	2017/02/01
25340	UBS AG	Kingsoft European Warrants Sep 2017 A	0.203	17.4000	2017/09/18	100,000,000	2017/02/01
25718	Credit Suisse AG	AIA European Warrants Aug 2017 A	0.250	53.3800	2017/08/31	70,000,000	2017/02/02
25746	Credit Suisse AG	CHALCO European Wts Aug 2017 A	0.300	4.68 per unit	2017/08/01	35,000,000	2017/02/02
25738	Credit Suisse AG	Ch Molybdenum European Warrants Aug 2017 A	0.260	2.69 per unit	2017/08/01	40,000,000	2017/02/02
25731	Credit Suisse AG	CNOOC European Warrants Aug 2017 A	0.400	10.78 per unit	2017/08/01	40,000,000	2017/02/02
25751	Credit Suisse AG	Greatwall Motor European Wts Feb 2018 A	0.150	9.8900	2018/02/28	100,000,000	2017/02/02
25649	Credit Suisse AG	Jiangxi Copper European Wts Aug 2017 A	0.890	15.08 per unit	2017/08/01	20,000,000	2017/02/02
25459	HK Bank	Geely Auto European Warrants Aug 2017 A	1.600	8.80 per unit	2017/08/01	30,000,000	2017/02/02
25499	HK Bank	Geely Auto European Warrants Aug 2017 B	1.400	9.48 per unit	2017/08/31	30,000,000	2017/02/02
25456	HK Bank	Geely Auto European Warrants Oct 2017 B	0.250	7.8800	2017/10/31	100,000,000	2017/02/02
25437	HK Bank	Jiangxi Copper European Warrants Dec 2017 A	0.160	13.4000	2017/12/01	100,000,000	2017/02/02
25515	Haitong Int'l Sec	Anhui Conch European Warrants Sep 2017 A	0.250	30.8800	2017/09/25	40,000,000	2017/02/02
25556	Haitong Int'l Sec	CHALCO European Warrants Aug 2017 A	0.310	4.68 per unit	2017/08/03	35,000,000	2017/02/02
25520	Haitong Int'l Sec	BBMG European Warrants Aug 2017 A	0.350	4.08 per unit	2017/08/18	30,000,000	2017/02/02
25519	Haitong Int'l Sec	Ch Molybdenum European Warrants Aug 17 A	0.280	2.68 per unit	2017/08/08	40,000,000	2017/02/02
25581	Haitong Int'l Sec	Tencent European Warrants Aug 2017 A	0.150	209.20 per 100 units	2017/08/29	70,000,000	2017/02/02
25530	Haitong Int'l Sec	Travelsky Tech European Warrants Dec 17 A	0.250	21.8000	2017/12/20	40,000,000	2017/02/02
25815	J P Morgan SP BV	CHALCO European Warrants Sep 2017 A	0.350	4.50 per unit	2017/09/01	60,000,000	2017/02/02
25816	J P Morgan SP BV	China Coal European Warrants Aug 2017 A	0.259	5 per unit	2017/08/02	40,000,000	2017/02/02
25771	J P Morgan SP BV	CNOOC European Warrants Aug 2017 A	0.263	11.50 per unit	2017/08/02	100,000,000	2017/02/02
25800	J P Morgan SP BV	Sinopec Corp European Warrants Jun 2017 A	0.150	6.99 per unit	2017/06/30	100,000,000	2017/02/02
25812	J P Morgan SP BV	JX Copper European Warrants Mar 2018 A	0.196	15.0000	2018/03/01	60,000,000	2017/02/02
25817	J P Morgan SP BV	PICC European Warrants Jul 2018 A	0.154	13.9000	2018/07/31	100,000,000	2017/02/02
25768	J P Morgan SP BV	China Vanke European Put Warrants Aug 17 B	0.251	18.5000	2017/08/02	60,000,000	2017/02/02
25555	Macquarie Bank Ltd.	Chinares Cement European Wt Mar 2018 A	0.399	4.88 per unit	2018/03/02	26,000,000	2017/02/02
25592	Macquarie Bank Ltd.	Chi Res Land European Wts Jul 2018 A	0.250	21.8800	2018/07/04	40,000,000	2017/02/02
25542	Macquarie Bank Ltd.	Hang Seng Bank European Wts Jan 2018 A	0.705	181.8100	2018/01/03	15,000,000	2017/02/02
25586	Macquarie Bank Ltd.	New World Dev European Wts Aug 2018 A	1.106	9.88 per unit	2018/08/02	10,000,000	2017/02/02
25500	Macquarie Bank Ltd.	Tencent European Warrants Sep 2017 B	1.000	230.8800	2017/09/04	10,000,000	2017/02/02
25503	Macquarie Bank Ltd.	Tencent European Warrants Sep 2017 C	1.973	195.8800	2017/09/04	10,000,000	2017/02/02
25615	SG Issuer	CHALCO European Warrants Sep 2017 A	0.400	4.38 per unit	2017/09/05	25,000,000	2017/02/02
25637	SG Issuer	CCoal European Warrants Sep 2017 A	0.400	4.80 per unit	2017/09/05	25,000,000	2017/02/02
25506	UBS AG	CKH European Warrants May 2017 A	0.158	103.9800	2017/05/29	70,000,000	2017/02/02
25513	UBS AG	China National Building European Wts Aug 2017 A	0.336	5.30 per unit	2017/08/01	40,000,000	2017/02/02
25879	Credit Suisse AG	China Coal European Warrants Aug 2017 A	0.270	5.02 per unit	2017/08/02	38,000,000	2017/02/03
25875	Credit Suisse AG	CNBM European Warrants Aug 2017 A	0.385	5.39 per unit	2017/08/02	26,000,000	2017/02/03
25884	Credit Suisse AG	Tencent Holdings Euro Put Wts Jun 2017 D	0.150	200 per 100 units	2017/06/12	100,000,000	2017/02/03
25880	Credit Suisse AG	Tencent Holdings Euro Put Wts Mar 2018 A	0.150	174.90 per 100 units	2018/03/27	100,000,000	2017/02/03
25851	HK Bank	China Mobile European Warrants Sep 2017 A	0.250	96.8800	2017/09/29	50,000,000	2017/02/03
25863	HK Bank	Geely Auto European Put Warrants Apr 2018 A	0.250	9.1800	2018/04/30	100,000,000	2017/02/03
25920	J P Morgan SP BV	AIA European Put Warrants Sep 2017 A	0.254	45.4500	2017/09/01	100,000,000	2017/02/03
25925	J P Morgan SP BV	Ch Molybdenum European Warrants Aug 2017 A	0.253	2.70 per unit	2017/08/02	60,000,000	2017/02/03

Newly listed derivative warrants (continued)

Code	Issuer	Name of issue	Issue prices (HK\$)	Strike level/ Subscription price (HK\$) per 10 units	Subscription/ exercise period	Unit issued on initial listing	Listing date
25934	J P Morgan SP BV	Nine Dragons European Warrants Dec 2018 A	0.252	10.8800	2018/12/31	100,000,000	2017/02/03
25911	J P Morgan SP BV	Tencent European Warrants May 2017 B	0.349	230.8800	2017/05/02	100,000,000	2017/02/03
25865	Macquarie Bank Ltd.	CHALCO European Warrants Jan 2018 A	0.574	4.88 per unit	2018/01/03	18,000,000	2017/02/03
25864	Macquarie Bank Ltd.	Stanchart European Warrants Sep 2017 A	0.400	90.8800	2017/09/04	25,000,000	2017/02/03
25872	SG Issuer	Stanchart European Warrants Aug 2017 B	0.500	85.0000	2017/08/03	20,000,000	2017/02/03
25833	UBS AG	Ping An European Put Warrants May 2017 D	0.150	36.3800	2017/05/26	70,000,000	2017/02/03
26100	BOCI Asia Ltd.	Geely Auto European Warrants Feb 2018 A	0.250	8.8800	2018/02/05	100,000,000	2017/02/06
26128	BNP Paribas Issuance B.V.	CNOOC European Wts Oct 2017 B	0.610	11.20 per unit	2017/10/04	40,000,000	2017/02/06
26125	BNP Paribas Issuance B.V.	HSBC European Wts Sep 2017 A	0.260	70.0000	2017/09/04	50,000,000	2017/02/06
26145	BNP Paribas Issuance B.V.	Stanchart Euro Wts Jan 2018 A	0.500	92.0000	2018/01/03	40,000,000	2017/02/06
26120	BNP Paribas Issuance B.V.	SUNAC European Warrants Apr19A	0.250	7.7000	2019/04/02	120,000,000	2017/02/06
26208	Credit Suisse AG	AIA European Put Warrants Aug 2017 B	0.250	44.8800	2017/08/31	50,000,000	2017/02/06
26202	Credit Suisse AG	China Mobile European Put Wts Jul 2017 C	0.227	80.0000	2017/07/03	45,000,000	2017/02/06
25982	Goldman Sachs SP (Asia)	AIA European Warrants Aug 2017 A	0.250	53.4800	2017/08/08	80,000,000	2017/02/06
25973	Goldman Sachs SP (Asia)	China Life Euro Put Wts Jun 2017 C	0.150	19.9800	2017/06/27	80,000,000	2017/02/06
25963	Goldman Sachs SP (Asia)	CNOOC European Warrants May 2017 A	0.250	10.68 per unit	2017/05/08	50,000,000	2017/02/06
25938	Goldman Sachs SP (Asia)	PetroChina European Wts Jul 2017 A	0.250	7 per unit	2017/07/28	50,000,000	2017/02/06
26079	HK Bank	CM Bank European Warrants Aug 2017 A	0.150	20.9300	2017/08/31	80,000,000	2017/02/06
26099	HK Bank	HSI European Put Warrants May 2017 B	0.150	22,900 per 6,000 units	2017/05/29	150,000,000	2017/02/06
26096	HK Bank	HSI European Put Warrants Jun 2017 J	0.150	22,400 per 6,000 units	2017/06/29	150,000,000	2017/02/06
26075	HK Bank	Stanchart European Warrants Sep 2017 A	0.400	88.0000	2017/09/29	40,000,000	2017/02/06
26267	J P Morgan SP BV	HSI European Put Warrants Sep 2017 A	0.152	21,500 per 8,000 units	2017/09/28	300,000,000	2017/02/06
26286	J P Morgan SP BV	Stanchart European Warrants Sep 2017 A	0.323	89.8900	2017/09/01	60,000,000	2017/02/06
26278	J P Morgan SP BV	Tencent European Put Warrants May 2017 C	0.361	180.8000	2017/05/31	100,000,000	2017/02/06
26275	J P Morgan SP BV	Tencent European Put Warrants Mar 2018 A	0.151	175 per 100 units	2018/03/29	200,000,000	2017/02/06
26161	Macquarie Bank Ltd.	China Life European Wts Sep 2017 A	0.500	28.88 per unit	2017/09/04	20,000,000	2017/02/06
26186	Macquarie Bank Ltd.	China Tel European Warrants May 2018 A	0.287	4.68 per unit	2018/05/03	35,000,000	2017/02/06
26181	Macquarie Bank Ltd.	A50 China European Warrants Oct 2017 A	0.538	12.88 per unit	2017/10/04	19,000,000	2017/02/06
26189	Macquarie Bank Ltd.	HSBC European Warrants Sep 2017 C	0.770	85.88 per unit	2017/09/04	13,000,000	2017/02/06
26172	Macquarie Bank Ltd.	Tencent European Warrants Sep 2017 D	0.250	300.8800	2017/09/04	40,000,000	2017/02/06
26241	SG Issuer	JIANC European Warrants Sep 2017 A	1.080	16.99 per unit	2017/09/05	10,000,000	2017/02/06
26073	UBS AG	HSBC European Put Warrants Jun 2017 C	0.189	59.5400	2017/06/26	100,000,000	2017/02/06
25987	UBS AG	Sands China European Warrants Jun 2017 B	0.151	36.8300	2017/06/28	70,000,000	2017/02/06
26029	UBS AG	Stanchart European Put Warrants Aug 2017 A	0.350	66.8800	2017/08/07	30,000,000	2017/02/06
26053	UBS AG	Tencent Holdings European Warrants May 2017 C	0.388	231.0800	2017/05/05	50,000,000	2017/02/06
26058	UBS AG	Tencent Holdings European Put Warrants May 2017 D	0.629	180.7800	2017/05/26	50,000,000	2017/02/06
26305	Goldman Sachs SP (Asia)	HSBC European Warrants Jun 2017 D	0.150	73.5500	2017/06/28	80,000,000	2017/02/07
26351	J P Morgan SP BV	Ping An European Warrants Jun 2017 D	0.150	44.8000	2017/06/30	200,000,000	2017/02/07
26337	J P Morgan SP BV	Zall Group European Warrants Dec 2018 A	0.251	6.6000	2018/12/31	80,000,000	2017/02/07
26316	UBS AG	CHALCO European Warrants Aug 2017 A	0.322	4.88 per unit	2017/08/07	40,000,000	2017/02/07
26330	UBS AG	HSBC European Warrants Aug 2017 A	0.151	78.4300	2017/08/29	100,000,000	2017/02/07
26380	Credit Suisse AG	Angang Steel European Warrants Aug 2017 A	0.600	6.98 per unit	2017/08/08	25,000,000	2017/02/08
26404	Goldman Sachs SP (Asia)	Tencent European Wt May 2017 D	0.250	231.0800	2017/05/08	40,000,000	2017/02/08

Newly listed derivative warrants (continued)

Code	Issuer	Name of issue	Issue prices (HK\$)	Strike level/ Subscription price (HK\$) per 10 units	Subscription/ exercise period	Unit issued on initial listing	Listing date
26433	J P Morgan SP BV	Anhui Conch European Warrants Oct 2017 A	0.251	30.8800	2017/10/31	100,000,000	2017/02/08
26418	J P Morgan SP BV	Angang Steel European Warrants Dec 2018 A	0.251	6.5000	2018/12/31	80,000,000	2017/02/08
26435	J P Morgan SP BV	JX Copper European Warrants Aug 2018 A	0.251	18.0000	2018/08/02	100,000,000	2017/02/08
26427	J P Morgan SP BV	PSBC European Warrants Aug 2017 A	0.302	5.28 per unit	2017/08/07	40,000,000	2017/02/08
26410	J P Morgan SP BV	Sands China European Warrants Aug 2017 A	0.253	36.3600	2017/08/07	100,000,000	2017/02/08
26367	Macquarie Bank Ltd.	PICC P&C European Warrants Sep 2017 A	0.668	13.33 per unit	2017/09/04	15,000,000	2017/02/08
26383	UBS AG	PetroChina European Warrants Jul 2017 A	0.150	7.26 per unit	2017/07/11	70,000,000	2017/02/08
26515	BOCI Asia Ltd.	Tencent Holdings European Put Wts Oct 2017 B	0.150	189.90 per 100 units	2017/10/30	200,000,000	2017/02/09
26663	Credit Suisse AG	Angang Steel European Warrants Nov 2018 A	0.250	6.5200	2018/11/30	100,000,000	2017/02/09
26638	Credit Suisse AG	Ping An European Warrants Jul 2017 C	0.190	40.7300	2017/07/03	70,000,000	2017/02/09
26655	Credit Suisse AG	PSBC European Warrants Aug 2017 A	0.250	5.33 per unit	2017/08/08	50,000,000	2017/02/09
26635	Credit Suisse AG	Tencent Holdings European Wts Jul 2017 G	0.455	238.1000	2017/07/03	40,000,000	2017/02/09
26660	Credit Suisse AG	Tencent Holdings European Wts Oct 2017 B	0.150	228.20 per 100 units	2017/10/04	150,000,000	2017/02/09
26625	Bank of East Asia	HKEX European Warrants Oct 2018 A	0.250	200 per 100 units	2018/10/05	40,000,000	2017/02/09
26626	Bank of East Asia	HKEX European Put Warrants Oct 2018 B	0.250	170 per 100 units	2018/10/05	40,000,000	2017/02/09
26624	Bank of East Asia	HSBC European Put Warrants Jan 2018 A	0.336	55.0000	2018/01/05	30,000,000	2017/02/09
26633	Bank of East Asia	Yanzhou Coal European Wts Aug 2017 A	0.490	7.88 per unit	2017/08/18	21,000,000	2017/02/09
26632	Bank of East Asia	Zhaojin Mining European Wts Sep 2018 A	0.250	6.8800	2018/09/28	40,000,000	2017/02/09
26714	Goldman Sachs SP (Asia)	CC Bank European Wts Aug 2017 A	0.250	6.38 per unit	2017/08/30	80,000,000	2017/02/09
26464	Goldman Sachs SP (Asia)	China Life Euro Wts Sep 2017 B	0.150	23.0500	2017/09/26	150,000,000	2017/02/09
26701	Goldman Sachs SP (Asia)	HS H-SHARE European Wts Dec 2017 B	0.313	108.0000	2017/12/28	40,000,000	2017/02/09
26448	Goldman Sachs Sp (Asia)	ICBC European Warrants Jul 2017 C	0.150	5.18 per unit	2017/07/28	80,000,000	2017/02/09
26537	HK Bank	Ping An European Warrants Jul 2017 C	0.150	43.7500	2017/07/27	80,000,000	2017/02/09
26522	HK Bank	SMIC European Warrants Nov 2017 A	0.150	12.2000	2017/11/01	80,000,000	2017/02/09
26523	HK Bank	Tencent European Put Warrants Jun 2017 C	0.150	204.80 per 100 units	2017/06/30	80,000,000	2017/02/09
26584	Haitong Int'l Sec	Angang Steel European Warrants Dec 2018A	0.250	6.5800	2018/12/18	80,000,000	2017/02/09
26603	Haitong Int'l Sec	China Hongqiao European Warrants Dec18A	0.254	8.8800	2018/12/18	60,000,000	2017/02/09
26600	Haitong Int'l Sec	China Shenhua European Put Wts Dec17A	0.250	15.0000	2017/12/29	60,000,000	2017/02/09
26618	Haitong Int'l Sec	Foxconn European Warrants Sep 2017 A	0.250	3.088 per unit	2017/09/29	40,000,000	2017/02/09
26607	Haitong Int'l Sec	PSBC European Warrants Aug 2017 A	0.250	5.38 per unit	2017/08/09	40,000,000	2017/02/09
26587	Haitong Int'l Sec	Xinyi Solar European Warrants Dec 2017 A	0.510	3.38 per unit	2017/12/29	20,000,000	2017/02/09
26694	J P Morgan SP BV	CC Bank European Wts May 2017 A	0.189	6 per unit	2017/05/19	100,000,000	2017/02/09
26695	J P Morgan SP BV	China Mob European Wts Sep 2017 A	0.252	98.9800	2017/09/15	100,000,000	2017/02/09
26622	Macquarie Bank Ltd.	CPIC European Warrants Dec 2017 A	0.250	30.8800	2017/12/04	40,000,000	2017/02/09
26581	Macquarie Bank Ltd.	HKEX European Warrants Sep 2017 A	0.500	230.8800	2017/09/04	20,000,000	2017/02/09
26623	Macquarie Bank Ltd.	Ping An European Warrants Sep 2017 A	0.250	43.0000	2017/09/04	40,000,000	2017/02/09
26568	Macquarie Bank Ltd.	Tencent European Put Wts Sep 2017 E	1.517	195.8800	2017/09/04	10,000,000	2017/02/09
26486	SG Issuer	Ping An European Warrants Aug 2017 D	0.150	43.8500	2017/08/03	100,000,000	2017/02/09
26504	SG Issuer	Sands China European Warrants Sep 2017 A	0.170	38.3800	2017/09/05	60,000,000	2017/02/09
26619	SG Issuer	Tencent European Warrants Jun 2017 D	0.335	250.9800	2017/06/05	30,000,000	2017/02/09
26679	UBS AG	Jiangxi Copper European Warrants Jan 2018 A	0.250	15.3800	2018/01/22	40,000,000	2017/02/09
26765	BNP Paribas Issuance B.V.	Ch Mobile Euro Wts Jan 2018 A	0.370	100.0000	2018/01/03	40,000,000	2017/02/10
26750	BNP Paribas Issuance B.V.	HSBC European Wts Jan 2018 A	0.280	72.0000	2018/01/03	50,000,000	2017/02/10

Newly listed derivative warrants (continued)

Code	Issuer	Name of issue	Issue prices (HK\$)	Strike level/ Subscription price (HK\$) per 10 units	Subscription/ exercise period	Unit issued on initial listing	Listing date
26751	BNP Paribas Issuance B.V.	Ping An European Wt Jul 2018 A	0.270	48.0000	2018/07/04	60,000,000	2017/02/10
26732	BNP Paribas Issuance B.V.	Tencent Hldgs Eu Wt Jan 2019 B	0.270	225 per 100 units	2019/01/03	80,000,000	2017/02/10
26910	Credit Suisse AG	HS H-SHARE European Warrants Aug 2017 A	0.290	106.8800	2017/08/09	35,000,000	2017/02/10
26907	Credit Suisse AG	PCCW European Warrants Aug 2017 A	0.250	5.48 per unit	2017/08/09	40,000,000	2017/02/10
26913	Credit Suisse AG	Zhaojin Mining European Warrants Aug 17 A	0.690	8.88 per unit	2017/08/09	20,000,000	2017/02/10
26794	Goldman Sachs SP (Asia)	CC Bank European Wts Jul 2017 B	0.162	5.96 per unit	2017/07/26	80,000,000	2017/02/10
26929	Goldman Sachs SP (Asia)	HSBC European Warrants Jul 2017 B	0.158	68.9300	2017/07/28	100,000,000	2017/02/10
26928	Goldman Sachs SP (Asia)	Tencent European Wt Sep 2017 D	0.150	228.20 per 100 units	2017/09/27	250,000,000	2017/02/10
26798	HK Bank	Ping An European Warrants Jun 2017 A	0.150	41.8300	2017/06/30	80,000,000	2017/02/10
26922	J P Morgan SP BV	HKEX European Warrants Jun 2017 C	0.533	211.0000	2017/06/01	100,000,000	2017/02/10
26924	J P Morgan SP BV	HTSC European Warrants Mar 2018 A	0.251	17.1700	2018/03/02	80,000,000	2017/02/10
26766	Macquarie Bank Ltd.	HKEX European Warrants Sep 2017 B	1.535	190.8800	2017/09/04	10,000,000	2017/02/10
26799	Macquarie Bank Ltd.	HSBC European Put Warrants Jul 2018 A	0.299	48.8800	2018/07/04	34,000,000	2017/02/10
26845	Macquarie Bank Ltd.	Sinopec Seg European Wts Dec 2019 A	0.250	7.3800	2019/12/16	40,000,000	2017/02/10
26777	Macquarie Bank Ltd.	Tencent European Warrants Jan 2020 A	0.250	288.88 per 100 units	2020/01/03	40,000,000	2017/02/10
26892	SG Issuer	AGBK European Warrants Jan 2018 A	0.185	3.50 per unit	2018/01/04	80,000,000	2017/02/10
26906	SG Issuer	SHK P European Warrants Sep 2017 A	0.500	118.0000	2017/09/05	20,000,000	2017/02/10
26889	UBS AG	Anhui Conch European Warrants Jun 2017 A	0.151	29.9300	2017/06/27	70,000,000	2017/02/10
26859	UBS AG	CKI Holdings European Warrants Aug 2017 A	0.276	70.8800	2017/08/09	40,000,000	2017/02/10
26881	UBS AG	China Tel European Warrants Jun 2017 A	0.154	4.29 per unit	2017/06/28	70,000,000	2017/02/10
26863	UBS AG	Li & Fung European Warrants Sep 2017 A	0.251	3.88 per unit	2017/09/25	40,000,000	2017/02/10
26855	UBS AG	New World European Warrants Aug 2017 A	0.267	10.38 per unit	2017/08/09	40,000,000	2017/02/10
22782 [#]	HK Bank	Geely Auto European Warrants Oct 2017 A	0.255	8.5100	2017/10/04	150,000,000	2017/02/10
27004	BOCI Asia Ltd.	China Life European Warrants Jan 2018 A	0.180	26.3300	2018/01/30	200,000,000	2017/02/13
26942	BOCI Asia Ltd.	China Mobile European Warrants Jul 2017 C	0.285	94.2300	2017/07/31	100,000,000	2017/02/13
26941	BOCI Asia Ltd.	China Mobile European Warrants Aug 2017 A	0.250	96.8800	2017/08/21	100,000,000	2017/02/13
26938	BOCI Asia Ltd.	Geely Auto European Warrants Jul 2017 A	0.853	11.40 per unit	2017/07/25	100,000,000	2017/02/13
26952	BOCI Asia Ltd.	HKEX European Warrants Jan 2018 A	0.150	200.20 per 100 units	2018/01/29	200,000,000	2017/02/13
27006	BOCI Asia Ltd.	Ping An European Warrants Oct 2017 A	0.250	45.3800	2017/10/27	200,000,000	2017/02/13
27102	Credit Suisse AG	CKI Holdings European Warrants Aug 2017 A	0.250	71.3800	2017/08/14	40,000,000	2017/02/13
27088	Credit Suisse AG	China Life European Warrants Jun 2017 B	0.540	26.90 per unit	2017/06/02	25,000,000	2017/02/13
27101	Credit Suisse AG	China Life European Warrants Jun 2017 C	0.410	28.30 per unit	2017/06/05	25,000,000	2017/02/13
27104	Goldman Sachs SP (Asia)	China Life Euro Wts Jan 2018 A	0.151	26.3300	2018/01/29	100,000,000	2017/02/13
26967	HK Bank	CHALCO European Warrants Aug 2017 A	0.300	4.58 per unit	2017/08/31	40,000,000	2017/02/13
27086	HK Bank	Geely Auto European Warrants Dec 2017 A	0.250	10.0800	2017/12/29	180,000,000	2017/02/13
26975	HK Bank	Zhaojin Mining European Warrants Dec 2017 A	0.150	9.1700	2017/12/27	80,000,000	2017/02/13
26989	Haitong Int'l Sec	China Mobile European Warrants Sep 2017A	0.250	99.8800	2017/09/18	40,000,000	2017/02/13
26980	Haitong Int'l Sec	Geely Auto European Warrants Aug 2018 A	0.250	11.2800	2018/08/08	60,000,000	2017/02/13
26981	Haitong Int'l Sec	Geely Auto European Put Warrants Apr 18A	0.209	9.1700	2018/04/24	50,000,000	2017/02/13
26992	Haitong Int'l Sec	Ping An European Warrants Sep 2017 A	0.278	40.8800	2017/09/28	40,000,000	2017/02/13
26990	Haitong Int'l Sec	Sands China European Warrants Aug 2017 A	0.166	38.4280	2017/08/28	80,000,000	2017/02/13
26983	Haitong Int'l Sec	Tianneng Power European Warrants Aug 18A	0.250	7.8800	2018/08/30	60,000,000	2017/02/13
27108	J P Morgan SP BV	China Life European Warrants Jun 2017 B	0.495	26.88 per unit	2017/06/01	60,000,000	2017/02/13

Newly listed derivative warrants (continued)

Code	Issuer	Name of issue	Issue prices (HK\$)	Strike level/ Subscription price (HK\$) per 10 units	Subscription/ exercise period	Unit issued on initial listing	Listing date
27107	J P Morgan SP BV	China Life European Warrants Dec 2017 C	0.153	25.0000	2017/12/01	100,000,000	2017/02/13
27106	J P Morgan SP BV	China Life European Put Wts Sep 2017 B	0.251	21.2100	2017/09/04	100,000,000	2017/02/13
27122	J P Morgan SP BV	CPIC European Warrants Oct 2017 A	0.253	34.3400	2017/10/03	60,000,000	2017/02/13
27118	J P Morgan SP BV	China Taiping European Wts Oct 2017 A	0.252	21.2100	2017/10/03	60,000,000	2017/02/13
27135	J P Morgan SP BV	Geely Auto European Warrants Sep 2017 B	0.895	12.88 per unit	2017/09/01	60,000,000	2017/02/13
27127	J P Morgan SP BV	Geely Auto European Warrants Sep 2018 A	0.250	12.1200	2018/09/03	200,000,000	2017/02/13
27116	J P Morgan SP BV	Ping An European Warrants Nov 2017 A	0.151	51.0000	2017/11/01	100,000,000	2017/02/13
27117	J P Morgan SP BV	Ping An European Put Warrants Aug 2017 B	0.151	37.5000	2017/08/02	100,000,000	2017/02/13
27074	Macquarie Bank Ltd.	Kingsoft European Warrants Oct 2017 A	0.250	16.8800	2017/10/04	40,000,000	2017/02/13
26997	Macquarie Bank Ltd.	Ping An European Warrants Sep 2017 B	0.250	44.3800	2017/09/04	40,000,000	2017/02/13
27057	Macquarie Bank Ltd.	Sands China European Wts Sep 2017 B	0.250	36.6800	2017/09/04	41,000,000	2017/02/13
26953	SG Issuer	China Life European Warrants Oct 2017 B	0.160	23.0500	2017/10/06	120,000,000	2017/02/13
26955	SG Issuer	China Life European Put Warrants Oct 2017 C	0.265	22.0000	2017/10/06	120,000,000	2017/02/13
27036	SG Issuer	Ping An European Warrants Nov 2017 B	0.150	51.0500	2017/11/03	100,000,000	2017/02/13
27007	SG Issuer	Ping An European Warrants Dec 2017 A	0.150	48.8800	2017/12/05	100,000,000	2017/02/13
27085	UBS AG	AIA European Warrants Aug 2017 A	0.202	53.5300	2017/08/01	100,000,000	2017/02/13
27083	UBS AG	Stanchart European Warrants Aug 2017 B	0.404	90.8800	2017/08/28	50,000,000	2017/02/13
10452	BNP Paribas Issuance B.V.	AUD/USD European Wts Dec 2017 A	0.250	0.79 per 1 units	2017/12/22	50,000,000	2017/02/14
10453	BNP Paribas Issuance B.V.	AUD/USD Euro Put Wts Dec 2017 B	0.250	0.72 per 1 units	2017/12/22	50,000,000	2017/02/14
27227	BNP Paribas Issuance B.V.	BOCL European Wts Apr 2018 A	0.270	3.80 per unit	2018/04/04	50,000,000	2017/02/14
27229	BNP Paribas Issuance B.V.	CC Bank Euro Wts Apr 2018 B	0.300	6.50 per unit	2018/04/04	50,000,000	2017/02/14
27219	BNP Paribas Issuance B.V.	ICBC European Wts Feb 2018 A	0.270	5.30 per unit	2018/02/02	50,000,000	2017/02/14
27274	Credit Suisse AG	BOCL European Warrants Jul 2017 A	0.150	3.66 per unit	2017/07/27	70,000,000	2017/02/14
27251	Credit Suisse AG	China Life European Put Wts Sep 2017 C	0.250	22.4800	2017/09/05	50,000,000	2017/02/14
27259	Credit Suisse AG	CPIC European Warrants Sep 2017 A	0.250	34.8800	2017/09/29	40,000,000	2017/02/14
27233	Credit Suisse AG	Geely Auto European Warrants Aug 2018 B	0.250	12.5600	2018/08/30	100,000,000	2017/02/14
27260	Credit Suisse AG	Kingsoft European Warrants Jul 2017 A	0.150	19.4000	2017/07/03	70,000,000	2017/02/14
27149	Goldman Sachs SP (Asia)	Ping An European Wts Jun 2017 A	0.150	44.8000	2017/06/27	100,000,000	2017/02/14
27150	Goldman Sachs SP (Asia)	Ping An European Wts Sep 2017 A	0.150	47.5000	2017/09/26	100,000,000	2017/02/14
27148	Goldman Sachs SP (Asia)	Tencent European Wt Jun 2017 G	0.150	212.20 per 100 units	2017/06/30	200,000,000	2017/02/14
27199	HK Bank	CGS European Warrants Dec 2018 A	0.150	8.2900	2018/12/20	100,000,000	2017/02/14
27176	HK Bank	Geely Auto European Warrants Sep 2017 A	0.250	9.0800	2017/09/04	200,000,000	2017/02/14
27172	HK Bank	Geely Auto European Warrants Nov 2017 A	0.250	9.7800	2017/11/30	200,000,000	2017/02/14
27195	HK Bank	Haitong Sec European Warrants Oct 2017 A	0.150	15.1800	2017/10/31	100,000,000	2017/02/14
27297	J P Morgan SP BV	BOCL European Warrants Sep 2017 A	0.157	3.69 per unit	2017/09/29	100,000,000	2017/02/14
27302	J P Morgan SP BV	BOCL European Warrants Dec 2017 A	0.251	3.88 per unit	2017/12/29	100,000,000	2017/02/14
27294	J P Morgan SP BV	ICBC European Warrants Dec 2017 A	0.167	5.18 per unit	2017/12/01	100,000,000	2017/02/14
27291	J P Morgan SP BV	Kingsoft European Warrants Nov 2017 A	0.251	20.2000	2017/11/02	60,000,000	2017/02/14
27292	J P Morgan SP BV	Ping An European Warrants Sep 2017 B	0.253	46.4600	2017/09/01	100,000,000	2017/02/14
27276	J P Morgan SP BV	Sunny Optical European Warrants Sep 2017A	0.373	56.5600	2017/09/01	60,000,000	2017/02/14
27164	Macquarie Bank Ltd.	Geely Auto European Wts Oct 2017 A	0.271	9.0000	2017/10/04	37,000,000	2017/02/14
27198	Macquarie Bank Ltd.	Li Ning European Warrants Jan 2018 A	1.000	6.68 per unit	2018/01/16	10,000,000	2017/02/14
27163	Macquarie Bank Ltd.	Sunny Optical European Warrants Jan18A	0.712	60.0000	2018/01/15	15,000,000	2017/02/14

Newly listed derivative warrants (continued)

Code	Issuer	Name of issue	Issue prices (HK\$)	Strike level/ Subscription price (HK\$) per 10 units	Subscription/ exercise period	Unit issued on initial listing	Listing date
27165	SG Issuer	Geely Auto European Warrants Nov 2017 A	0.270	8.6800	2017/11/03	100,000,000	2017/02/14
27209	UBS AG	China Life European Warrants Jun 2017 B	0.562	28.33 per unit	2017/06/09	20,000,000	2017/02/14
27210	UBS AG	Chi Res Land European Warrants Mar 2018 A	0.214	24.3800	2018/03/28	50,000,000	2017/02/14
27213	UBS AG	PICC Group European Warrants Aug 2017 A	0.284	3.48 per unit	2017/08/14	40,000,000	2017/02/14
27143	UBS AG	Ping An European Warrants Jun 2017 A	0.155	44.8300	2017/06/27	100,000,000	2017/02/14
27144	UBS AG	Ping An European Warrants Sep 2017 A	0.154	47.5500	2017/09/27	100,000,000	2017/02/14
27345	BOCI Asia Ltd.	AIA European Warrants Sep 2017 A	0.190	52.0500	2017/09/26	100,000,000	2017/02/15
27338	BOCI Asia Ltd.	Galaxy Ent European Warrants Aug 2017 A	0.250	38.3800	2017/08/21	100,000,000	2017/02/15
27355	BOCI Asia Ltd.	HSI European Warrants Jan 2018 A	0.151	24,500 per 8,000 units	2018/01/30	100,000,000	2017/02/15
27357	BOCI Asia Ltd.	HSI European Put Warrants Aug 2017 B	0.150	21,900 per 6,000 units	2017/08/30	100,000,000	2017/02/15
27499	BNP Paribas Issuance B.V.	HKEX European Wts Jun 2018 A	0.150	228 per 100 units	2018/06/04	80,000,000	2017/02/15
27468	Credit Suisse AG	Chi Res Land European Warrants Dec 2017 A	0.250	25.0800	2017/12/29	40,000,000	2017/02/15
27442	Credit Suisse AG	China Taiping European Warrants Sep 2017A	0.250	22.1800	2017/09/29	40,000,000	2017/02/15
27429	Credit Suisse AG	HKEX European Put Warrants Aug 2017 A	0.150	189.90 per 100 units	2017/08/01	100,000,000	2017/02/15
27444	Credit Suisse AG	ICBC European Warrants Oct 2017 A	0.250	5.52 per unit	2017/10/31	50,000,000	2017/02/15
27428	Credit Suisse AG	Ping An European Warrants Oct 2017 A	0.150	47.5500	2017/10/03	70,000,000	2017/02/15
27430	Credit Suisse AG	SHK Ppt European Warrants Aug 2017 B	0.310	120.0000	2017/08/02	35,000,000	2017/02/15
27500	Goldman Sachs SP (Asia)	China Life Euro Wts Dec 2017 A	0.250	26.8000	2017/12/28	150,000,000	2017/02/15
27307	HK Bank	Geely Auto European Put Warrants Dec 2017 B	0.250	10.1800	2017/12/29	180,000,000	2017/02/15
27392	Haitong Int'l Sec	China Life European Warrants Nov 2017 A	0.250	26.2800	2017/11/28	40,000,000	2017/02/15
27411	Haitong Int'l Sec	China Life European Put Warrants Oct 17A	0.250	22.0000	2017/10/03	40,000,000	2017/02/15
27376	Haitong Int'l Sec	CPIC European Warrants Sep 2017 A	0.250	34.8800	2017/09/29	40,000,000	2017/02/15
27378	Haitong Int'l Sec	China Taiping European Warrants Sep 17 A	0.250	21.6800	2017/09/28	40,000,000	2017/02/15
27390	Haitong Int'l Sec	Ping An European Warrants Jun 2017 A	0.150	44.8000	2017/06/30	70,000,000	2017/02/15
27515	J P Morgan SP BV	BOC HK European Warrants May 2018 A	0.250	35.3500	2018/05/02	100,000,000	2017/02/15
27506	J P Morgan SP BV	CC Bank European Put Wts Sep 2017 A	0.252	5.28 per unit	2017/09/01	100,000,000	2017/02/15
27516	J P Morgan SP BV	Ch Overseas European Put Wts Oct 2017 A	0.254	22.2200	2017/10/03	100,000,000	2017/02/15
27517	J P Morgan SP BV	Chi Res Land European Warrants Dec 2017 A	0.258	24.2400	2017/12/29	80,000,000	2017/02/15
27534	J P Morgan SP BV	R&F Ppt European Warrants Mar 2018 A	0.152	12.8800	2018/03/26	70,000,000	2017/02/15
27543	J P Morgan SP BV	HKEX European Warrants Jun 2018 A	0.152	228.20 per 100 units	2018/06/01	200,000,000	2017/02/15
27546	J P Morgan SP BV	HSI European Put Warrants Oct 2017 A	0.151	20,900 per 6,000 units	2017/10/30	200,000,000	2017/02/15
27505	Macquarie Bank Ltd.	AIA European Warrants Oct 2017 A	0.251	54.0800	2017/10/04	40,000,000	2017/02/15
27502	SG Issuer	CNBM European Warrants Sep 2017 A	0.500	5.99 per unit	2017/09/05	20,000,000	2017/02/15
27504	SG Issuer	Geely Auto European Warrants Aug 2017 B	1.800	9.88 per unit	2017/08/15	10,000,000	2017/02/15
27419	SG Issuer	HSCEI European Put Warrants Sep 2017 C	0.250	9,800 per 4,000 units	2017/09/28	150,000,000	2017/02/15
27472	UBS AG	HKEX European Warrants Jun 2017 C	0.201	240.2000	2017/06/27	50,000,000	2017/02/15
13170#	Credit Suisse AG	Tencent Holdings European Wts Jul 2017 B	0.061	228.28 per 100 units	2017/07/05	170,000,000	2017/02/15
27765	Credit Suisse AG	BOC HK European Warrants Jan 2018 A	0.250	35.6800	2018/01/31	70,000,000	2017/02/16
27801	Credit Suisse AG	CC Bank European Warrants Jun 2017 B	0.201	6.29 per unit	2017/06/05	50,000,000	2017/02/16
27782	Credit Suisse AG	China Life European Warrants Jan 2018 A	0.250	27.4800	2018/01/30	70,000,000	2017/02/16
27778	Credit Suisse AG	CNBM European Warrants Aug 2017 B	0.465	6.38 per unit	2017/08/31	25,000,000	2017/02/16
27803	Credit Suisse AG	Geely Auto European Warrants Aug 2017 A	1.930	9.30 per unit	2017/08/31	10,000,000	2017/02/16
27784	Credit Suisse AG	HKEX European Warrants Jun 2017 F	0.163	245.2000	2017/06/06	65,000,000	2017/02/16

Newly listed derivative warrants (continued)

Code	Issuer	Name of issue	Issue prices (HK\$)	Strike level/ Subscription price (HK\$) per 10 units	Subscription/ exercise period	Unit issued on initial listing	Listing date
27779	Credit Suisse AG	CRRC Times European Warrants Aug 2017 A	0.275	51.8800	2017/08/15	40,000,000	2017/02/16
27566	Goldman Sachs SP (Asia)	BOCL European Warrants Jul 2017 B	0.150	3.79 per unit	2017/07/24	80,000,000	2017/02/16
27804	Goldman Sachs SP (Asia)	CC Bank European Wts May 2017 B	0.150	6.59 per unit	2017/05/26	80,000,000	2017/02/16
27567	Goldman Sachs SP (Asia)	HKEX European Warrants Nov 2017 B	0.150	212 per 100 units	2017/11/27	200,000,000	2017/02/16
27810	Goldman Sachs SP (Asia)	HSI European Put Wts Aug 2017 A	0.150	22,000 per 6,000 units	2017/08/30	200,000,000	2017/02/16
27724	HK Bank	CITIC Sec European Warrants Dec 2017 A	0.160	17.8200	2017/12/19	80,000,000	2017/02/16
27729	HK Bank	HKEX European Warrants Sep 2017 D	0.150	199.90 per 100 units	2017/09/12	150,000,000	2017/02/16
27689	HK Bank	HKEX European Warrants Nov 2017 A	0.150	211.80 per 100 units	2017/11/30	150,000,000	2017/02/16
27702	HK Bank	Kingsoft European Warrants Sep 2017 A	0.250	19.0000	2017/09/29	40,000,000	2017/02/16
27713	HK Bank	SUNAC European Warrants Nov 2018 A	0.180	7.5700	2018/11/23	80,000,000	2017/02/16
27720	HK Bank	Zijin Mining European Warrants Sep 2017 A	0.250	3.18 per unit	2017/09/29	40,000,000	2017/02/16
27808	J P Morgan SP BV	BOCL European Put Wts Sep 2017 B	0.253	3.50 per unit	2017/09/04	100,000,000	2017/02/16
27809	J P Morgan SP BV	CM Bank European Warrants Apr 2018 A	0.158	22.0000	2018/04/03	100,000,000	2017/02/16
27598	J P Morgan SP BV	HSCEI European Put Warrants Dec 2017 A	0.252	9,500 per 4,000 units	2017/12/28	200,000,000	2017/02/16
27576	J P Morgan SP BV	HSI European Put Warrants Aug 2017 B	0.252	23,000 per 8,000 units	2017/08/30	300,000,000	2017/02/16
27590	J P Morgan SP BV	HSI European Put Warrants Sep 2017 B	0.250	23,500 per 10,000 units	2017/09/28	300,000,000	2017/02/16
27647	Macquarie Bank Ltd.	China Life European Put Warrants Jan18A	0.250	21.8800	2018/01/03	40,000,000	2017/02/16
27648	Macquarie Bank Ltd.	CNBM European Warrants Oct 2017 A	0.417	7.08 per unit	2017/10/04	24,000,000	2017/02/16
27667	Macquarie Bank Ltd.	CNOOC European Warrants Dec 2017 B	0.481	11.88 per unit	2017/12/04	21,000,000	2017/02/16
27757	Macquarie Bank Ltd.	Longfor PPT European Wts Feb 2018 A	0.250	13.8800	2018/02/15	40,000,000	2017/02/16
27734	SG Issuer	China Res Land European Warrants Dec 2017 A	0.250	24.8800	2017/12/05	60,000,000	2017/02/16
27739	SG Issuer	A50 China European Warrants Sep 2017 A	0.250	12.88 per unit	2017/09/05	40,000,000	2017/02/16
27744	SG Issuer	Ping An European Warrants Jul 2017 A	0.150	46.0000	2017/07/05	100,000,000	2017/02/16
27750	SG Issuer	Ping An European Warrants Oct 2017 A	0.165	47.5000	2017/10/06	100,000,000	2017/02/16
27638	UBS AG	CC Bank European Warrants Jul 2017 A	0.168	6.21 per unit	2017/07/24	70,000,000	2017/02/16
27611	UBS AG	HKEX European Warrants Feb 2018 A	0.197	218.90 per 100 units	2018/02/26	300,000,000	2017/02/16
27615	UBS AG	HKEX European Put Warrants May 2017 B	0.150	199.90 per 100 units	2017/05/25	100,000,000	2017/02/16
27601	UBS AG	HSI European Put Warrants Aug 2017 A	0.250	23,200 per 8,500 units	2017/08/30	300,000,000	2017/02/16
27623	UBS AG	Tencent Holdings European Warrants Jun 2017 D	0.510	238.2000	2017/06/27	50,000,000	2017/02/16
14663 [#]	Credit Suisse AG	HKEX European Warrants Jun 2017 D	0.060	216.08 per 100 units	2017/06/28	170,000,000	2017/02/16
23036 [#]	UBS AG	China Life European Put Warrants Aug 2017 B	0.072	19.9800	2017/08/29	140,000,000	2017/02/16
27846	BOCI Asia Ltd.	BOCL European Warrants Aug 2017 C	0.150	4.01 per unit	2017/08/29	100,000,000	2017/02/17
27847	BOCI Asia Ltd.	Geely Auto European Warrants Aug 2017 A	1.716	9.68 per unit	2017/08/17	100,000,000	2017/02/17
27823	BOCI Asia Ltd.	HKEX European Warrants Nov 2017 A	0.150	209 per 100 units	2017/11/28	200,000,000	2017/02/17
27825	BOCI Asia Ltd.	HKEX European Warrants Feb 2018 A	0.150	219 per 100 units	2018/02/26	200,000,000	2017/02/17
27834	BOCI Asia Ltd.	Sands China European Warrants Oct 2017 A	0.250	37.2800	2017/10/30	100,000,000	2017/02/17
28058	BNP Paribas Issuance B.V.	Ch Comm Cons Eur Wt Dec 2017 A	0.160	10.7600	2017/12/04	100,000,000	2017/02/17
28044	BNP Paribas Issuance B.V.	CITIC Sec Euro Wts Oct 2018 A	0.250	19.0000	2018/10/03	60,000,000	2017/02/17
28032	BNP Paribas Issuance B.V.	CKH European Wts Jan 2018 A	0.400	102.0000	2018/01/03	40,000,000	2017/02/17
28031	BNP Paribas Issuance B.V.	Chi Res Land Eu Wt Jan 2018 A	0.250	24.5000	2018/01/03	60,000,000	2017/02/17
28048	BNP Paribas Issuance B.V.	CSOP A50 ETF Eu Wts Jan 2018 A	0.320	13 per unit	2018/01/03	40,000,000	2017/02/17
28057	BNP Paribas Issuance B.V.	Ch Unicom Euro Wt Oct 2017 A	0.520	11.20 per unit	2017/10/04	50,000,000	2017/02/17
28047	BNP Paribas Issuance B.V.	A50 China Euro Wts Oct 2017 A	0.280	12.80 per unit	2017/10/04	40,000,000	2017/02/17

Newly listed derivative warrants (continued)

Code	Issuer	Name of issue	Issue prices (HK\$)	Strike level/ Subscription price (HK\$) per 10 units	Subscription/ exercise period	Unit issued on initial listing	Listing date
28028	BNP Paribas Issuance B.V.	Greatwall Motor Eu Wt Nov 18 A	0.160	11.8800	2018/11/02	80,000,000	2017/02/17
28054	BNP Paribas Issuance B.V.	HS H-SHARE Euro Wts Jan 2018 A	0.360	118.0000	2018/01/03	40,000,000	2017/02/17
28045	BNP Paribas Issuance B.V.	Haitong Sec Eu Wts Oct 2018 A	0.250	16.0000	2018/10/03	60,000,000	2017/02/17
28040	BNP Paribas Issuance B.V.	PetroCh Euro Wts Apr 2018 A	0.530	6.90 per unit	2018/04/04	40,000,000	2017/02/17
28030	BNP Paribas Issuance B.V.	Sands China Euro Wt Jan 2018 A	0.250	37.5000	2018/01/03	50,000,000	2017/02/17
28061	Credit Suisse AG	HKEX European Warrants Dec 2017 B	0.150	212.20 per 100 units	2017/12/01	150,000,000	2017/02/17
28069	Credit Suisse AG	China Mengniu European Wts Dec 2017 A	0.250	17.7200	2017/12/29	50,000,000	2017/02/17
28063	Credit Suisse AG	Ping An European Warrants Aug 2017 B	0.150	49.0500	2017/08/01	70,000,000	2017/02/17
27992	Goldman Sachs SP (Asia)	HKEX European Warrants Aug 2017 A	0.150	200 per 100 units	2017/08/01	200,000,000	2017/02/17
27820	Goldman Sachs SP (Asia)	HKEX European Warrants Feb 2018 A	0.150	218.98 per 100 units	2018/02/26	200,000,000	2017/02/17
27863	HK Bank	CC Bank European Warrants Aug 2017 C	0.250	6.48 per unit	2017/08/31	60,000,000	2017/02/17
27873	HK Bank	Country Garden European Warrants Dec 2017 A	0.400	6 per unit	2017/12/29	25,000,000	2017/02/17
27853	HK Bank	China Overseas European Warrants Dec 2017 A	0.250	26.8800	2017/12/29	80,000,000	2017/02/17
27864	HK Bank	Galaxy Ent European Warrants Jul 2017 B	0.180	40.0500	2017/07/28	60,000,000	2017/02/17
27912	HK Bank	Ping An European Warrants Jun 2017 B	0.150	46.0500	2017/06/30	80,000,000	2017/02/17
27879	HK Bank	Sands China European Warrants Aug 2017 A	0.250	33.2800	2017/08/31	50,000,000	2017/02/17
27937	Haitong Int'l Sec	Agile Ppt European Warrants Sep 2017 A	0.361	5.18 per unit	2017/09/29	30,000,000	2017/02/17
27944	Haitong Int'l Sec	CM Bank European Warrants Mar 2018 A	0.150	22.0500	2018/03/27	70,000,000	2017/02/17
27951	Haitong Int'l Sec	CNBM European Warrants Nov 2017 A	0.430	6.28 per unit	2017/11/17	25,000,000	2017/02/17
27924	Haitong Int'l Sec	Chi Res Land European Warrants Nov 2017A	0.250	24.9800	2017/11/24	40,000,000	2017/02/17
27915	Haitong Int'l Sec	Evergrande European Warrants Aug 2017 A	0.335	6.98 per unit	2017/08/31	30,000,000	2017/02/17
27936	Haitong Int'l Sec	HKEX European Warrants Dec 2017 B	0.150	208.80 per 100 units	2017/12/04	70,000,000	2017/02/17
27939	Haitong Int'l Sec	Tencent European Warrants Oct 2017 A	0.150	219.80 per 100 units	2017/10/04	70,000,000	2017/02/17
28086	J P Morgan SP BV	Country Garden European Warrants Oct 17 A	0.322	6.28 per unit	2017/10/03	60,000,000	2017/02/17
28084	J P Morgan SP BV	China Life European Put Wts Dec 2017 D	0.251	23.2300	2017/12/01	100,000,000	2017/02/17
28112	J P Morgan SP BV	COSCO Ship Port Euro Wts Dec 2018 A	0.252	9.8800	2018/12/31	60,000,000	2017/02/17
28113	J P Morgan SP BV	CSDC European Warrants Aug 2017 A	0.156	2.28 per unit	2017/08/03	70,000,000	2017/02/17
28097	J P Morgan SP BV	COSCO Sh Hold European Warrants Sep 2017A	0.351	4.28 per unit	2017/09/01	60,000,000	2017/02/17
28094	J P Morgan SP BV	HSBC European Warrants Jul 2017 C	0.151	71.8500	2017/07/03	100,000,000	2017/02/17
28095	J P Morgan SP BV	HSBC European Put Warrants Sep 2017 B	0.353	62.6200	2017/09/04	100,000,000	2017/02/17
28087	J P Morgan SP BV	Tencent European Warrants Jul 2017 C	0.291	238.0000	2017/07/03	100,000,000	2017/02/17
28078	J P Morgan SP BV	Zijin Mining European Warrants Dec 2017 A	0.253	3.50 per unit	2017/12/04	60,000,000	2017/02/17
28001	SG Issuer	BOCL European Warrants Dec 2017 A	0.150	4.39 per unit	2017/12/05	80,000,000	2017/02/17
28010	SG Issuer	CCB European Warrants Dec 2017 A	0.150	7.50 per unit	2017/12/05	80,000,000	2017/02/17
28009	SG Issuer	CCB European Put Warrants Sep 2017 A	0.420	5.60 per unit	2017/09/05	60,000,000	2017/02/17
28005	SG Issuer	CCCCL European Warrants Dec 2017 A	0.840	12.88 per unit	2017/12/05	12,000,000	2017/02/17
28011	SG Issuer	CMB European Warrants Sep 2017 B	0.150	20.8800	2017/09/05	100,000,000	2017/02/17
28014	SG Issuer	China Railway European Warrants Oct 2017 A	0.630	8.88 per unit	2017/10/06	16,000,000	2017/02/17
27993	SG Issuer	CSOP A50 ETF European Warrants Sep 2017 A	0.335	13.50 per unit	2017/09/05	30,000,000	2017/02/17
28016	SG Issuer	HKEX European Warrants Jul 2017 D	0.400	239.9900	2017/07/05	25,000,000	2017/02/17
28017	SG Issuer	HSBC European Warrants Sep 2017 A	0.150	75.8000	2017/09/05	100,000,000	2017/02/17
27997	SG Issuer	HS H-SHARE European Warrants Sep 2017 A	0.435	110.0000	2017/09/05	30,000,000	2017/02/17
28019	SG Issuer	ICBC European Warrants Nov 2017 A	0.250	5.68 per unit	2017/11/03	80,000,000	2017/02/17

Newly listed derivative warrants (continued)

Code	Issuer	Name of issue	Issue prices (HK\$)	Strike level/ Subscription price (HK\$) per 10 units	Subscription/ exercise period	Unit issued on initial listing	Listing date
27955	UBS AG	HSI European Warrants Jan 2018 A	0.154	24,400 per 8,000 units	2018/01/30	200,000,000	2017/02/17
27990	UBS AG	HSI European Put Warrants Aug 2017 B	0.251	24,000 per 9,600 units	2017/08/30	200,000,000	2017/02/17
27979	UBS AG	HSI European Put Warrants Sep 2017 A	0.151	22,200 per 8,000 units	2017/09/28	200,000,000	2017/02/17
27960	UBS AG	PetroChina European Put Warrants Jun 2017 B	0.200	5.49 per unit	2017/06/26	50,000,000	2017/02/17
27991	UBS AG	Sands China European Warrants Jul 2017 C	0.150	34.9300	2017/07/04	70,000,000	2017/02/17
13897#	Credit Suisse AG	HKEX European Warrants Jul 2017 A	0.052	229 per 100 units	2017/07/18	200,000,000	2017/02/17
28171	BOCI Asia Ltd.	China Life European Warrants Apr 2018 A	0.250	29.3000	2018/04/23	200,000,000	2017/02/20
28180	BOCI Asia Ltd.	China Life European Put Warrants Sep 2017 B	0.150	21.9500	2017/09/27	100,000,000	2017/02/20
28166	BNP Paribas Issuance B.V.	CSDC European Warrants Jan18 A	0.250	2.20 per unit	2018/01/03	60,000,000	2017/02/20
28170	BNP Paribas Issuance B.V.	Fosun Intl European Wts Apr18A	0.250	14.0000	2018/04/04	60,000,000	2017/02/20
28169	BNP Paribas Issuance B.V.	GAC European Warrants Apr 18 A	0.250	15.0000	2018/04/04	70,000,000	2017/02/20
28204	Credit Suisse AG	CC Bank European Put Warrants Aug 2017 A	0.250	5.22 per unit	2017/08/31	40,000,000	2017/02/20
28223	Credit Suisse AG	China Life European Put Wts Aug 2017 B	0.250	23.5800	2017/08/31	70,000,000	2017/02/20
28200	Credit Suisse AG	Ch Overseas European Warrants Dec 2017 A	0.250	26.9800	2017/12/29	50,000,000	2017/02/20
28209	Credit Suisse AG	China Railway European Warrants Aug 2017A	0.475	8.88 per unit	2017/08/31	25,000,000	2017/02/20
28213	Credit Suisse AG	Zijin Mining European Warrants Aug 2017 A	0.250	3.59 per unit	2017/08/31	40,000,000	2017/02/20
28116	Goldman Sachs SP (Asia)	HSI European Warrants Aug 2017 B	0.150	24,600 per 6,000 units	2017/08/30	200,000,000	2017/02/20
28145	HK Bank	Agricultural Bank European Warrants Dec 2017 A	0.180	3.51 per unit	2017/12/19	80,000,000	2017/02/20
28150	HK Bank	AIA European Warrants Aug 2017 A	0.150	53.4300	2017/08/28	80,000,000	2017/02/20
28153	HK Bank	BOCL European Warrants Sep 2017 B	0.250	3.88 per unit	2017/09/29	80,000,000	2017/02/20
28141	HK Bank	China Life European Warrants Sep 2017 B	0.250	25.8800	2017/09/29	80,000,000	2017/02/20
28162	HK Bank	Chi Res Land European Warrants Dec 2017 A	0.250	23.3800	2017/12/29	50,000,000	2017/02/20
28140	HK Bank	Jiangxi Copper European Warrants Dec 2017 B	0.250	15.8800	2017/12/29	50,000,000	2017/02/20
28149	HK Bank	Ping An European Warrants Sep 2017 B	0.150	47.5500	2017/09/26	80,000,000	2017/02/20
28163	HK Bank	Sands China European Put Warrants Sep 2017 A	0.250	28.0000	2017/09/29	50,000,000	2017/02/20
28255	J P Morgan SP BV	CITIC Bank European Warrants Nov 2017 A	0.251	6 per unit	2017/11/30	100,000,000	2017/02/20
28260	J P Morgan SP BV	CKH European Warrants Aug 2017 A	0.330	99.9900	2017/08/31	100,000,000	2017/02/20
28271	J P Morgan SP BV	HSI European Warrants Aug 2017 C	0.151	24,600 per 6,000 units	2017/08/30	300,000,000	2017/02/20
28252	J P Morgan SP BV	Lenovo European Warrants Sep 2017 A	0.253	6 per unit	2017/09/01	100,000,000	2017/02/20
28139	Macquarie Bank Ltd.	China Life European Wts May 2018 A	0.250	28.8800	2018/05/03	40,000,000	2017/02/20
28137	Macquarie Bank Ltd.	HKEX European Warrants Sep 2017 C	0.402	270.8800	2017/09/04	25,000,000	2017/02/20
28136	Macquarie Bank Ltd.	Huaneng Power European Wts Dec 2017 A	0.386	6.33 per unit	2017/12/04	26,000,000	2017/02/20
28187	SG Issuer	China Life European Warrants Jul 2017 D	0.560	29.93 per unit	2017/07/03	18,000,000	2017/02/20
28194	SG Issuer	China Life European Warrants Nov 2017 B	0.250	26.7500	2017/11/03	120,000,000	2017/02/20
28188	SG Issuer	China Life European Put Warrants Sep 2017 C	0.250	24.0000	2017/09/05	120,000,000	2017/02/20
28195	SG Issuer	CP&CC European Warrants Aug 2017 C	0.360	6.50 per unit	2017/08/03	60,000,000	2017/02/20
28197	SG Issuer	Geely Auto European Warrants Jul 2017 B	1.300	11.40 per unit	2017/07/24	10,000,000	2017/02/20
28125	SG Issuer	HSI European Put Warrants Aug 2017 D	0.250	24,000 per 8,000 units	2017/08/30	150,000,000	2017/02/20
28126	SG Issuer	HSI European Put Warrants Sep 2017 D	0.250	23,400 per 8,000 units	2017/09/28	150,000,000	2017/02/20
28135	SG Issuer	HSI European Put Warrants Oct 2017 B	0.250	22,600 per 8,000 units	2017/10/30	150,000,000	2017/02/20
28198	SG Issuer	ICBC European Put Wt Aug 2017 B	0.210	4.45 per unit	2017/08/03	60,000,000	2017/02/20
28250	UBS AG	BEA European Warrants Oct 2017 A	0.250	36.8800	2017/10/30	70,000,000	2017/02/20
28235	UBS AG	China Life European Put Warrants Sep 2017 A	0.150	21.2600	2017/09/05	70,000,000	2017/02/20

Newly listed derivative warrants (continued)

Code	Issuer	Name of issue	Issue prices (HK\$)	Strike level/ Subscription price (HK\$) per 10 units	Subscription/ exercise period	Unit issued on initial listing	Listing date
28249	UBS AG	Geely Auto European Warrants Jul 2018 B	0.252	13.1800	2018/07/09	70,000,000	2017/02/20
28240	UBS AG	Geely Auto European Put Warrants Apr 2018 A	0.169	9.1700	2018/04/24	70,000,000	2017/02/20
28238	UBS AG	HKEX European Warrants Aug 2017 A	0.250	288.0000	2017/08/21	50,000,000	2017/02/20
28114	UBS AG	HSBC European Warrants Jul 2017 B	0.152	73.5500	2017/07/05	100,000,000	2017/02/20
28117	UBS AG	HSCEI European Put Warrants Sep 2017 B	0.250	9,800 per 4,500 units	2017/09/28	100,000,000	2017/02/20
28228	UBS AG	Sunny Optical European Warrants Aug 2017 A	0.436	60.8800	2017/08/21	30,000,000	2017/02/20
15144 [#]	UBS AG	HSBC European Warrants Jun 2017 B	0.100	72.8800	2017/06/15	100,000,000	2017/02/20
28380	BOCI Asia Ltd.	Geely Auto European Put Warrants Aug 2017 B	0.954	9.38 per unit	2017/08/21	100,000,000	2017/02/21
28381	BOCI Asia Ltd.	ICBC European Warrants Oct 2017 A	0.250	5.68 per unit	2017/10/23	100,000,000	2017/02/21
28294	BNP Paribas Issuance B.V.	China Life Euro Wts Apr 2018 B	0.270	27.0000	2018/04/04	60,000,000	2017/02/21
28440	Credit Suisse AG	BAIC Motor European Warrants Mar 2018 A	0.250	9.8000	2018/03/29	100,000,000	2017/02/21
28445	Credit Suisse AG	Car Inc European Warrants May 2018 A	0.150	8.8900	2018/05/11	70,000,000	2017/02/21
28434	Credit Suisse AG	ChiUnicom European Warrants Jul 2017 B	0.280	11.40 per unit	2017/07/31	40,000,000	2017/02/21
28444	Credit Suisse AG	Galaxy Ent European Warrants Jun 2017 C	0.170	41.9300	2017/06/27	60,000,000	2017/02/21
28439	Credit Suisse AG	Sands China European Warrants Sep 2017 A	0.250	37.3800	2017/09/04	40,000,000	2017/02/21
28273	Goldman Sachs SP (Asia)	China Life Euro Put Wts Aug 2017 B	0.150	21.1800	2017/08/28	80,000,000	2017/02/21
28315	Goldman Sachs SP (Asia)	CNOOC European Warrants Jul 2017 A	0.150	11.88 per unit	2017/07/24	80,000,000	2017/02/21
28277	Goldman Sachs SP (Asia)	Ping An European Wts Nov 2017 A	0.150	48.8800	2017/11/27	100,000,000	2017/02/21
28325	HK Bank	CITIC Bank European Warrants Aug 2017 A	0.250	5.78 per unit	2017/08/31	40,000,000	2017/02/21
28322	HK Bank	China Life European Warrants Nov 2017 A	0.250	27.3800	2017/11/30	80,000,000	2017/02/21
28318	HK Bank	Geely Auto European Warrants Feb 2018 A	0.250	12.0000	2018/02/28	200,000,000	2017/02/21
28323	HK Bank	Sands China European Warrants Aug 2017 B	0.250	35.8800	2017/08/31	50,000,000	2017/02/21
28363	Haitong Int'l Sec	China Cinda European Warrants Aug 2017 A	0.250	3.10 per unit	2017/08/22	40,000,000	2017/02/21
28362	Haitong Int'l Sec	CITIC Bank European Warrants Nov 2017 A	0.298	6.01 per unit	2017/11/08	35,000,000	2017/02/21
28403	Haitong Int'l Sec	CITIC Sec European Warrants Jul 2018 A	0.170	20.0500	2018/07/03	60,000,000	2017/02/21
28366	Haitong Int'l Sec	China Life European Warrants Dec 2017 B	0.251	28.0000	2017/12/18	80,000,000	2017/02/21
28373	Haitong Int'l Sec	China Life European Put Warrants Sep 17B	0.150	21.2100	2017/09/04	68,000,000	2017/02/21
28338	Haitong Int'l Sec	Galaxy Ent European Warrants Aug 2017 A	0.163	45.0500	2017/08/29	68,000,000	2017/02/21
28337	Haitong Int'l Sec	HSBC European Warrants Sep 2017 A	0.151	75.7500	2017/09/01	68,000,000	2017/02/21
28378	Haitong Int'l Sec	HTSC European Warrants Feb 2018 A	0.267	18.0000	2018/02/26	40,000,000	2017/02/21
28349	Haitong Int'l Sec	Huaneng European Warrants Aug 2017 A	0.250	5.98 per unit	2017/08/22	50,000,000	2017/02/21
28346	Haitong Int'l Sec	Jiangxi Copper European Warrants Dec 17B	0.253	15.8800	2017/12/08	40,000,000	2017/02/21
28347	Haitong Int'l Sec	Li & Fung European Warrants Dec 2017 A	0.250	3.88 per unit	2017/12/08	68,000,000	2017/02/21
28361	Haitong Int'l Sec	Lenovo European Warrants Aug 2017 A	0.156	6.24 per unit	2017/08/01	68,000,000	2017/02/21
28365	Haitong Int'l Sec	Ping An European Warrants Oct 2017 A	0.168	51.0500	2017/10/27	60,000,000	2017/02/21
28399	Haitong Int'l Sec	Ping An European Put Warrants Dec 2017 A	0.273	36.8800	2017/12/29	40,000,000	2017/02/21
28348	Haitong Int'l Sec	Tencent European Warrants Oct 2017 B	0.150	228.20 per 100 units	2017/10/16	68,000,000	2017/02/21
28432	J P Morgan SP BV	CNBM European Warrants Sep 2017 A	0.313	6.60 per unit	2017/09/04	60,000,000	2017/02/21
28426	J P Morgan SP BV	CSOP A50 ETF European Warrants Sep 2017 A	0.263	13.13 per unit	2017/09/01	100,000,000	2017/02/21
28429	J P Morgan SP BV	Geely Auto European Put Warrants Apr 18 B	0.173	9.1700	2018/04/30	60,000,000	2017/02/21
28410	J P Morgan SP BV	Sands China European Put Wts Oct 2017 B	0.250	29.2900	2017/10/03	100,000,000	2017/02/21
28383	Macquarie Bank Ltd.	PetroChina European Wts Sep 2017 A	0.590	6.28 per unit	2017/09/04	17,000,000	2017/02/21
28390	SG Issuer	Geely Auto European Warrants Sep 2017 B	2.000	10.79 per unit	2017/09/18	10,000,000	2017/02/21

Newly listed derivative warrants (continued)

Code	Issuer	Name of issue	Issue prices (HK\$)	Strike level/ Subscription price (HK\$) per 10 units	Subscription/ exercise period	Unit issued on initial listing	Listing date
28392	SG Issuer	Greatwall Motor European Warrants Oct 2017 A	0.840	10.88 per unit	2017/10/06	12,000,000	2017/02/21
28398	SG Issuer	HKEX European Warrants Aug 2017 D	0.400	260.9800	2017/08/03	25,000,000	2017/02/21
28396	SG Issuer	HSI European Warrants Nov 2017 A	0.250	24,000 per 8,000 units	2017/11/29	150,000,000	2017/02/21
28311	UBS AG	AAC Tech European Warrants Nov 2017 A	0.151	98.93 per 100 units	2017/11/28	70,000,000	2017/02/21
28407	UBS AG	AIA European Warrants Jun 2017 D	0.163	49.5500	2017/06/28	100,000,000	2017/02/21
28310	UBS AG	CITIC Bank European Warrants Aug 2017 A	0.250	5.88 per unit	2017/08/21	40,000,000	2017/02/21
28299	UBS AG	CNOOC European Warrants Jul 2017 C	0.150	11.90 per unit	2017/07/03	70,000,000	2017/02/21
27235 [#]	Credit Suisse AG	Lenovo European Warrants May 2018 A	0.038	6.5900	2018/05/03	265,000,000	2017/02/21
28518	BOCI Asia Ltd.	BOCL European Warrants Dec 2017 B	0.250	4.68 per unit	2017/12/18	100,000,000	2017/02/22
28521	BOCI Asia Ltd.	CC Bank European Warrants Nov 2017 A	0.176	7.51 per unit	2017/11/27	100,000,000	2017/02/22
28528	BOCI Asia Ltd.	China Life European Warrants Dec 2017 C	0.250	29.4800	2017/12/29	200,000,000	2017/02/22
28525	BOCI Asia Ltd.	Ping An European Warrants Sep 2017 A	0.175	47.5500	2017/09/26	200,000,000	2017/02/22
28572	Credit Suisse AG	BOCL European Warrants Oct 2017 A	0.250	4.40 per unit	2017/10/04	50,000,000	2017/02/22
28565	Credit Suisse AG	CC Bank European Warrants Aug 2017 B	0.250	7.12 per unit	2017/08/31	50,000,000	2017/02/22
28590	Credit Suisse AG	China Cinda European Warrants Sep 2017 A	0.250	3.47 per unit	2017/09/08	40,000,000	2017/02/22
28586	Credit Suisse AG	HSBC European Put Warrants Aug 2017 B	0.250	62.4800	2017/08/31	70,000,000	2017/02/22
28570	Credit Suisse AG	Huaneng Power European Warrants Aug 2017A	0.285	6.38 per unit	2017/08/22	40,000,000	2017/02/22
28581	Credit Suisse AG	ICBC European Warrants Nov 2017 A	0.250	6.02 per unit	2017/11/02	50,000,000	2017/02/22
28589	Credit Suisse AG	Jiangxi Copper European Wts Dec 2017 A	0.250	16.0200	2017/12/29	100,000,000	2017/02/22
28573	Credit Suisse AG	Li & Fung European Warrants Aug 2017 A	0.250	3.98 per unit	2017/08/22	40,000,000	2017/02/22
28560	Goldman Sachs SP (Asia)	AIA European Warrants Jun 2017 B	0.150	49.5500	2017/06/28	80,000,000	2017/02/22
28563	Goldman Sachs SP (Asia)	BOCL European Warrants Nov 2017 A	0.150	4.39 per unit	2017/11/29	80,000,000	2017/02/22
28564	Goldman Sachs SP (Asia)	China Life Euro Wts Jun 2017 D	0.415	29.88 per unit	2017/06/30	25,000,000	2017/02/22
28561	Goldman Sachs SP (Asia)	HSBC European Warrants Sep 2017 A	0.150	75.8000	2017/09/01	80,000,000	2017/02/22
28558	Goldman Sachs Sp (Asia)	ICBC European Warrants Jul 2017 D	0.150	5.59 per unit	2017/07/24	80,000,000	2017/02/22
28458	Goldman Sachs SP (Asia)	Ping An European Wts Jul 2017 B	0.150	49.0000	2017/07/26	100,000,000	2017/02/22
28476	HK Bank	HSCEI European Warrants Dec 2017 B	0.150	10,988 per 4,000 units	2017/12/28	180,000,000	2017/02/22
28474	HK Bank	HSCEI European Put Warrants Sep 2017 B	0.150	9,758 per 4,000 units	2017/09/28	180,000,000	2017/02/22
28464	HK Bank	HSI European Warrants Aug 2017 A	0.150	24,600 per 6,000 units	2017/08/30	180,000,000	2017/02/22
28459	HK Bank	HSI European Put Warrants May 2017 C	0.150	24,888 per 12,000 units	2017/05/29	180,000,000	2017/02/22
28546	J P Morgan SP BV	Agricultural Bk Euro Warrants Jan 2018 A	0.255	4.04 per unit	2018/01/31	100,000,000	2017/02/22
28538	J P Morgan SP BV	BOCL European Warrants Dec 2017 B	0.184	4.38 per unit	2017/12/01	100,000,000	2017/02/22
28536	J P Morgan SP BV	CC Bank European Wts Oct 2017 A	0.257	7.07 per unit	2017/10/31	100,000,000	2017/02/22
28547	J P Morgan SP BV	Minsheng Bank European Wts Aug 2017 A	0.273	10.50 per unit	2017/08/01	60,000,000	2017/02/22
28548	J P Morgan SP BV	HKEX European Warrants Jun 2017 D	0.358	240.0000	2017/06/30	100,000,000	2017/02/22
28531	J P Morgan SP BV	HSCEI European Wts Dec 2017 B	0.152	11,200 per 4,000 units	2017/12/28	200,000,000	2017/02/22
28535	J P Morgan SP BV	HSCEI European Put Warrants Sep 2017 B	0.151	9,800 per 4,000 units	2017/09/28	200,000,000	2017/02/22
28529	J P Morgan SP BV	HSI European Put Warrants Aug 2017 D	0.250	24,400 per 10,000 units	2017/08/30	300,000,000	2017/02/22
28502	SG Issuer	AGBK European Warrants Dec 2017 A	0.250	3.95 per unit	2017/12/05	80,000,000	2017/02/22
28505	SG Issuer	BOCom European Warrants Oct 2017 A	0.400	7 per unit	2017/10/06	25,000,000	2017/02/22
28461	SG Issuer	CCB European Warrants Jun 2017 C	0.150	6.59 per unit	2017/06/05	80,000,000	2017/02/22
28511	SG Issuer	CCB European Warrants Sep 2017 B	0.250	7 per unit	2017/09/05	80,000,000	2017/02/22
28506	SG Issuer	CITIC Bank European Warrants Oct 2017 A	0.290	6.10 per unit	2017/10/06	35,000,000	2017/02/22

Newly listed derivative warrants (continued)

Code	Issuer	Name of issue	Issue prices (HK\$)	Strike level/ Subscription price (HK\$) per 10 units	Subscription/ exercise period	Unit issued on initial listing	Listing date
28517	SG Issuer	Minsheng Bank European Warrants Sep 2017 B	0.670	9.99 per unit	2017/09/05	15,000,000	2017/02/22
28462	SG Issuer	HKEX European Put Warrants Oct 2017 C	0.150	188.80 per 100 units	2017/10/06	200,000,000	2017/02/22
28463	SG Issuer	ICBC European Warrants Jun 2017 C	0.150	5.38 per unit	2017/06/05	80,000,000	2017/02/22
28478	UBS AG	BOCL European Warrants Nov 2017 A	0.162	4.39 per unit	2017/11/27	70,000,000	2017/02/22
28454	UBS AG	BOCL European Put Warrants Aug 2017 B	0.253	3.48 per unit	2017/08/21	70,000,000	2017/02/22
28500	UBS AG	CC Bank European Put Warrants Aug 2017 A	0.257	5.48 per unit	2017/08/21	70,000,000	2017/02/22
28494	UBS AG	China Life European Warrants Oct 2017 B	0.250	27.5800	2017/10/09	100,000,000	2017/02/22
28481	UBS AG	Geely Auto European Put Warrants Aug 2017 A	0.624	8.28 per unit	2017/08/21	20,000,000	2017/02/22
13347#	Credit Suisse AG	China Life European Warrants Sep 2017 A	0.188	24.3800	2017/09/08	70,000,000	2017/02/22
18785#	Credit Suisse AG	Tencent Holdings Euro Put Wts Aug 2017 A	0.053	188.78 per 100 units	2017/08/01	190,000,000	2017/02/22
28665	BOCI Asia Ltd.	CC Bank European Warrants Aug 2017 A	0.156	7.19 per unit	2017/08/28	100,000,000	2017/02/23
28672	BOCI Asia Ltd.	CKH European Warrants Aug 2017 A	0.250	105.0000	2017/08/28	100,000,000	2017/02/23
28673	BOCI Asia Ltd.	HKEX European Warrants Nov 2017 B	0.150	235.20 per 100 units	2017/11/28	200,000,000	2017/02/23
28668	BOCI Asia Ltd.	HSBC European Warrants Aug 2017 A	0.150	78.4300	2017/08/29	200,000,000	2017/02/23
28767	Credit Suisse AG	Tencent Holdings European Wts Jun 2017 E	0.375	251.0800	2017/06/02	40,000,000	2017/02/23
28762	Credit Suisse AG	Tencent Holdings Euro Put Wts Oct 2017 C	0.250	210.98 per 100 units	2017/10/31	150,000,000	2017/02/23
28768	Goldman Sachs SP (Asia)	CC Bank European Wts Aug 2017 B	0.250	7.20 per unit	2017/08/30	80,000,000	2017/02/23
28727	HK Bank	Agricultural Bank European Warrants Oct 2017 A	0.250	3.98 per unit	2017/10/31	80,000,000	2017/02/23
28730	HK Bank	BOCL European Warrants Aug 2017 C	0.250	4.25 per unit	2017/08/31	80,000,000	2017/02/23
28724	HK Bank	BOCL European Warrants Sep 2017 C	0.250	4.48 per unit	2017/09/29	80,000,000	2017/02/23
28722	HK Bank	CC Bank European Warrants Aug 2017 D	0.250	7.08 per unit	2017/08/31	80,000,000	2017/02/23
28713	HK Bank	Greatwall Motor European Warrants Feb 2018 A	0.150	9.8700	2018/02/27	80,000,000	2017/02/23
28733	HK Bank	HSI European Put Warrants Aug 2017 B	0.250	23,800 per 8,000 units	2017/08/30	180,000,000	2017/02/23
28738	HK Bank	HSI European Put Warrants Sep 2017 B	0.180	23,388 per 10,000 units	2017/09/28	250,000,000	2017/02/23
28716	HK Bank	ICBC European Warrants Aug 2017 B	0.260	5.33 per unit	2017/08/31	80,000,000	2017/02/23
28728	HK Bank	PetroChina European Warrants Sep 2017 A	0.540	6.08 per unit	2017/09/29	40,000,000	2017/02/23
28721	HK Bank	Yanzhou Coal European Warrants Aug 2018 A	0.150	6.6700	2018/08/30	80,000,000	2017/02/23
28657	Haitong Int'l Sec	BAIC Motor European Warrants Mar 2018 A	0.250	9.8100	2018/03/23	40,000,000	2017/02/23
28659	Haitong Int'l Sec	BOCL European Warrants Nov 2017 A	0.250	4.38 per unit	2017/11/06	40,000,000	2017/02/23
28639	Haitong Int'l Sec	Car Inc European Warrants May 2018 A	0.160	8.8900	2018/05/11	70,000,000	2017/02/23
28626	Haitong Int'l Sec	Sinopec Corp European Wts Oct 2017 B	0.360	6.68 per unit	2017/10/03	30,000,000	2017/02/23
28630	Haitong Int'l Sec	China Railway European Warrants Oct 17 A	0.607	8.28 per unit	2017/10/24	20,000,000	2017/02/23
28660	Haitong Int'l Sec	HKEX European Warrants Sep 2017 A	0.420	288.0000	2017/09/07	25,000,000	2017/02/23
28651	Haitong Int'l Sec	ICBC European Warrants Nov 2017 A	0.250	5.78 per unit	2017/11/28	40,000,000	2017/02/23
28656	Haitong Int'l Sec	Sands China European Warrants Nov 2017 A	0.250	36.8000	2017/11/27	40,000,000	2017/02/23
28753	Haitong Int'l Sec	Tencent European Warrants Aug 2017 B	0.400	288.0000	2017/08/25	25,000,000	2017/02/23
28788	J P Morgan SP BV	BankComm European Warrants Sep 2017 A	0.356	7.28 per unit	2017/09/01	60,000,000	2017/02/23
28782	J P Morgan SP BV	CC Bank European Wts Dec 2017 A	0.257	7.50 per unit	2017/12/01	100,000,000	2017/02/23
28785	J P Morgan SP BV	CC Bank European Put Wts Nov 2017 A	0.493	5.88 per unit	2017/11/03	100,000,000	2017/02/23
28771	J P Morgan SP BV	Geely Auto European Warrants Dec 2017 A	0.250	11.5000	2017/12/29	200,000,000	2017/02/23
28773	J P Morgan SP BV	Sunny Optical European Warrants Dec 2017 A	0.655	62.6200	2017/12/01	60,000,000	2017/02/23
28772	J P Morgan SP BV	Tencent European Put Warrants Jul 2017 D	0.150	205 per 100 units	2017/07/05	200,000,000	2017/02/23
28712	Macquarie Bank Ltd.	Agricultural Bk Euro Warrants Dec 2017 A	0.250	4.18 per unit	2017/12/04	40,000,000	2017/02/23

Newly listed derivative warrants (continued)

Code	Issuer	Name of issue	Issue prices (HK\$)	Strike level/ Subscription price (HK\$) per 10 units	Subscription/ exercise period	Unit issued on initial listing	Listing date
28690	Macquarie Bank Ltd.	CC Bank European Warrants Sep 2017 A	0.301	7.11 per unit	2017/09/04	34,000,000	2017/02/23
28739	Macquarie Bank Ltd.	CM Bank European Warrants Sep 2018 A	0.250	25.8800	2018/09/04	40,000,000	2017/02/23
28683	Macquarie Bank Ltd.	CNOOC European Warrants Feb 2018 A	0.428	12.88 per unit	2018/02/02	24,000,000	2017/02/23
28708	Macquarie Bank Ltd.	ICBC European Warrants Nov 2017 A	0.260	5.98 per unit	2017/11/02	39,000,000	2017/02/23
28711	Macquarie Bank Ltd.	Jiangxi Copper European Wts Jul 2018 A	0.272	17.1800	2018/07/03	37,000,000	2017/02/23
28685	Macquarie Bank Ltd.	NCI European Warrants Dec 2017 A	0.250	52.3300	2017/12/04	40,000,000	2017/02/23
28678	Macquarie Bank Ltd.	PICC Group European Wts Jan 2018 A	0.323	3.98 per unit	2018/01/03	31,000,000	2017/02/23
28694	Macquarie Bank Ltd.	Sh Electric European Wts Feb 2018 A	0.638	4.88 per unit	2018/02/14	16,000,000	2017/02/23
28741	SG Issuer	AIA European Warrants Aug 2017 B	0.150	53.5000	2017/08/03	80,000,000	2017/02/23
28742	SG Issuer	CGS European Warrants Oct 2017 A	0.770	8.99 per unit	2017/10/06	13,000,000	2017/02/23
28744	SG Issuer	HSBC European Put Warrants Sep 2017 B	0.315	63.0000	2017/09/05	80,000,000	2017/02/23
28745	SG Issuer	Huaneng Power European Warrants Nov 2017 A	0.340	6.50 per unit	2017/11/03	30,000,000	2017/02/23
28615	SG Issuer	ICBC European Warrants Dec 2017 A	0.150	6.29 per unit	2017/12/05	80,000,000	2017/02/23
28618	SG Issuer	Tencent European Put Warrants Oct 2017 E	0.250	213.88 per 100 units	2017/10/06	200,000,000	2017/02/23
28758	UBS AG	AIA European Warrants Dec 2017 A	0.155	56.0500	2017/12/21	100,000,000	2017/02/23
28612	UBS AG	CC Bank European Warrants Aug 2017 B	0.150	7.19 per unit	2017/08/28	70,000,000	2017/02/23
28598	UBS AG	HKEX European Warrants Sep 2017 C	0.150	220.20 per 100 units	2017/09/05	300,000,000	2017/02/23
28750	UBS AG	HSI European Warrants Sep 2017 B	0.250	25,000 per 6,000 units	2017/09/28	200,000,000	2017/02/23
28757	UBS AG	Tencent Holdings European Warrants May 2017 F	0.390	251.0800	2017/05/26	50,000,000	2017/02/23
28751	UBS AG	Tencent Holdings European Warrants Jul 2017 B	0.150	220.20 per 100 units	2017/07/27	300,000,000	2017/02/23
28613	UBS AG	Tencent Holdings European Put Warrants May 2017 E	0.150	209.80 per 100 units	2017/05/26	200,000,000	2017/02/23
28824	BOCI Asia Ltd.	Sunny Optical European Warrants Sep 2017 A	0.495	63.5000	2017/09/11	100,000,000	2017/02/24
28851	Credit Suisse AG	AIA European Warrants Oct 2017 B	0.250	54.8800	2017/10/04	80,000,000	2017/02/24
28849	Credit Suisse AG	China Mobile European Warrants Sep 2017 A	0.250	100.8800	2017/09/06	70,000,000	2017/02/24
28852	Credit Suisse AG	Henganintl European Warrants Aug 2017 A	0.350	79.9800	2017/08/23	30,000,000	2017/02/24
28861	Credit Suisse AG	Lenovo European Warrants Aug 2017 B	0.250	4.90 per unit	2017/08/23	40,000,000	2017/02/24
28812	HK Bank	BOC HK European Warrants Jan 2018 A	0.150	35.7300	2018/01/24	80,000,000	2017/02/24
28822	HK Bank	China Mobile European Warrants Sep 2017 B	0.400	90.3800	2017/09/29	50,000,000	2017/02/24
28804	HK Bank	Sinopec Corp European Warrants Sep 2017 A	0.250	6.80 per unit	2017/09/29	50,000,000	2017/02/24
28794	HK Bank	Geely Auto European Warrants Dec 2017 C	0.250	11.2800	2017/12/29	200,000,000	2017/02/24
28815	HK Bank	Galaxy Ent European Put Warrants Aug 2017 A	0.250	33.8800	2017/08/31	50,000,000	2017/02/24
28818	HK Bank	Sunny Optical European Warrants Sep 2017 A	0.500	58.8800	2017/09/29	30,000,000	2017/02/24
28826	Haitong Int'l Sec	HSI European Warrants Aug 2017 A	0.159	24,600 per 6,000 units	2017/08/30	200,000,000	2017/02/24
28828	Haitong Int'l Sec	HSI European Put Warrants Sep 2017 A	0.151	23,383 per 10,000 units	2017/09/28	200,000,000	2017/02/24
28863	J P Morgan SP BV	Lenovo European Warrants Jul 2017 A	0.211	5.08 per unit	2017/07/31	80,000,000	2017/02/24
28864	J P Morgan SP BV	Yanzhou Coal European Warrants Sep 2017 B	0.688	7.50 per unit	2017/09/04	20,000,000	2017/02/24
28799	Macquarie Bank Ltd.	BOCL European Warrants Dec 2017 A	0.250	4.50 per unit	2017/12/04	40,000,000	2017/02/24
28842	Macquarie Bank Ltd.	Minsheng Bank European Wts Oct 2017 A	0.437	11.58 per unit	2017/10/04	23,000,000	2017/02/24
28844	Macquarie Bank Ltd.	Galaxy Ent European Wts Jan 2018 A	0.278	45.3000	2018/01/03	36,000,000	2017/02/24
28846	Macquarie Bank Ltd.	HSBC European Warrants Oct 2017 B	1.540	88.88 per unit	2017/10/04	6,800,000	2017/02/24
28847	SG Issuer	AIA European Put Warrants Sep 2017 B	0.235	45.4000	2017/09/05	80,000,000	2017/02/24
28830	SG Issuer	China EB Ltd European Warrants Mar 2018 A	0.250	18.2800	2018/03/05	60,000,000	2017/02/24
28829	SG Issuer	CITIC Bank European Warrants Nov 2017 A	0.335	6 per unit	2017/11/03	30,000,000	2017/02/24

Newly listed derivative warrants (continued)

Code	Issuer	Name of issue	Issue prices (HK\$)	Strike level/ Subscription price (HK\$) per 10 units	Subscription/ exercise period	Unit issued on initial listing	Listing date
28831	SG Issuer	CITIC Sec European Warrants Jan 2018 A	0.250	18.8800	2018/01/04	60,000,000	2017/02/24
28834	SG Issuer	Lenovo European Warrants Oct 2017 B	0.335	5.20 per unit	2017/10/06	30,000,000	2017/02/24
28837	SG Issuer	Tencent European Warrants Jul 2017 G	0.350	271.0800	2017/07/05	30,000,000	2017/02/24
26330#	UBS AG	HSBC European Warrants Aug 2017 A	0.065	78.4300	2017/08/29	160,000,000	2017/02/24
28903	BOCI Asia Ltd.	AIA European Warrants Oct 2017 A	0.250	57.0000	2017/10/30	200,000,000	2017/02/27
28872	BNP Paribas Issuance B.V.	HSI European Wts Jan 2018 A	0.170	24,400 per 8,000 units	2018/01/30	80,000,000	2017/02/27
28871	BNP Paribas Issuance B.V.	HSI European Wts Mar 2018 A	0.250	24,800 per 6,000 units	2018/03/28	80,000,000	2017/02/27
28875	BNP Paribas Issuance B.V.	HSI Euro Put Wts Sep 2017 C	0.260	23,700 per 6,000 units	2017/09/28	80,000,000	2017/02/27
28877	BNP Paribas Issuance B.V.	HSI Euro Put Wts Dec 2017 A	0.260	23,200 per 6,000 units	2017/12/28	80,000,000	2017/02/27
28922	Goldman Sachs SP (Asia)	CC Bank European Wts Jul 2017 C	0.160	6.69 per unit	2017/07/27	80,000,000	2017/02/27
28918	Goldman Sachs SP (Asia)	China Mobile Euro Wts Jun 2017 C	0.166	98.0000	2017/06/28	65,000,000	2017/02/27
28923	Goldman Sachs SP (Asia)	HSI European Put Wts Aug 2017 C	0.150	23,900 per 9,600 units	2017/08/30	200,000,000	2017/02/27
28920	Goldman Sachs SP (Asia)	Tencent European Wt Oct 2017 B	0.150	248 per 100 units	2017/10/31	200,000,000	2017/02/27
28910	Haitong Int'l Sec	AIA European Warrants Jun 2017 B	0.293	49.5500	2017/06/29	40,000,000	2017/02/27
28909	Haitong Int'l Sec	AIA European Warrants Aug 2017 A	0.201	53.5300	2017/08/01	60,000,000	2017/02/27
28886	Haitong Int'l Sec	BEA European Warrants Oct 2017 A	0.206	36.9280	2017/10/30	50,000,000	2017/02/27
28905	Haitong Int'l Sec	CC Bank European Warrants Nov 2017 A	0.250	7.50 per unit	2017/11/28	40,000,000	2017/02/27
28891	Haitong Int'l Sec	CGN Power European Warrants Aug 2017 A	0.330	2.68 per unit	2017/08/28	68,000,000	2017/02/27
28890	Haitong Int'l Sec	COSCO Ship Port European Warrants Dec18A	0.186	9.8900	2018/12/24	68,000,000	2017/02/27
28892	Haitong Int'l Sec	COSCO Sh Hold European Warrants Aug 17 A	0.370	4.38 per unit	2017/08/28	30,000,000	2017/02/27
28894	Haitong Int'l Sec	R&F Ppt European Warrants Mar 2018 A	0.151	12.8880	2018/03/26	68,000,000	2017/02/27
28907	Haitong Int'l Sec	Henganintl European Warrants Aug 2017 A	0.262	82.0000	2017/08/28	40,000,000	2017/02/27
28885	Haitong Int'l Sec	HS Bank European Put Warrants Jun 2019 A	0.250	140 per 100 units	2019/06/28	40,000,000	2017/02/27
28887	Haitong Int'l Sec	Kingdee Int'l European Warrants Jun 18 A	0.740	4 per unit	2018/06/29	15,000,000	2017/02/27
28899	Haitong Int'l Sec	Kingsoft European Warrants Oct 2017 A	0.169	20.2500	2017/10/27	68,000,000	2017/02/27
28901	Haitong Int'l Sec	Kingsoft European Warrants Jan 2018 A	0.219	22.9280	2018/01/29	50,000,000	2017/02/27
28906	Haitong Int'l Sec	Lenovo European Warrants Aug 2017 B	0.250	5.28 per unit	2017/08/28	40,000,000	2017/02/27
28893	Haitong Int'l Sec	PICC European Warrants Jul 2018 A	0.152	13.9000	2018/07/27	68,000,000	2017/02/27
28939	J P Morgan SP BV	BOCL European Warrants Sep 2017 C	0.255	4.20 per unit	2017/09/01	100,000,000	2017/02/27
28933	J P Morgan SP BV	China Life European Warrants Oct 2017 A	0.154	26.8000	2017/10/31	100,000,000	2017/02/27
28937	J P Morgan SP BV	A50 China European Warrants Aug 2017 A	0.302	12.50 per unit	2017/08/01	100,000,000	2017/02/27
28926	J P Morgan SP BV	HSBC European Warrants Dec 2017 A	0.156	80.0000	2017/12/04	100,000,000	2017/02/27
28941	J P Morgan SP BV	HSI European Warrants Nov 2017 A	0.251	25,700 per 6,000 units	2017/11/29	300,000,000	2017/02/27
28930	J P Morgan SP BV	Stanchart European Warrants Aug 2017 A	0.214	85.0000	2017/08/01	60,000,000	2017/02/27
28879	SG Issuer	AIA European Warrants Jul 2017 D	0.170	51.9300	2017/07/05	80,000,000	2017/02/27
28882	SG Issuer	BOCHK European Warrants Feb 2018 A	0.180	35.7300	2018/02/05	56,000,000	2017/02/27
28911	SG Issuer	Ch Mob European Warrants Aug 2017 B	0.245	94.2300	2017/08/03	60,000,000	2017/02/27
28913	SG Issuer	HSI European Put Warrants Aug 2017 E	0.150	23,000 per 8,000 units	2017/08/30	150,000,000	2017/02/27
28914	SG Issuer	ICBC European Warrants Aug 2017 C	0.150	5.59 per unit	2017/08/03	80,000,000	2017/02/27
28915	SG Issuer	Lenovo European Warrants Aug 2017 A	0.290	5.09 per unit	2017/08/03	35,000,000	2017/02/27
28916	UBS AG	CGS European Warrants Aug 2017 A	0.500	9.38 per unit	2017/08/28	20,000,000	2017/02/27
28917	UBS AG	China Mobile European Warrants Sep 2017 A	0.180	99.0300	2017/09/08	100,000,000	2017/02/27
13344#	Credit Suisse AG	Tencent Holdings European Wts Sep 2017 C	0.097	238.28 per 100 units	2017/09/05	150,000,000	2017/02/27

Newly listed derivative warrants (continued)

Code	Issuer	Name of issue	Issue prices (HK\$)	Strike level/ Subscription price (HK\$) per 10 units	Subscription/ exercise period	Unit issued on initial listing	Listing date
14448#	UBS AG	HSBC European Warrants May 2017 A	0.091	68.8800	2017/05/22	110,000,000	2017/02/27
15182#	Credit Suisse AG	HSBC European Wts Jun 2017 B	0.047	74.9800	2017/06/23	215,000,000	2017/02/27
29000	BNP Paribas Issuance B.V.	BOCL European Wts Jun 2018 A	0.270	4.68 per unit	2018/06/04	50,000,000	2017/02/28
29001	BNP Paribas Issuance B.V.	BYD European Wts Jan 2018 A	0.530	58.0000	2018/01/03	40,000,000	2017/02/28
28996	BNP Paribas Issuance B.V.	Geely Auto Euro Wts Jul 2018 A	0.260	12.8000	2018/07/04	70,000,000	2017/02/28
28997	BNP Paribas Issuance B.V.	Sunny Optical Eu Wt Oct 2017 B	0.400	70.0000	2017/10/04	40,000,000	2017/02/28
29007	Credit Suisse AG	HSBC European Wts Sep 2017 B	0.250	76.6800	2017/09/07	100,000,000	2017/02/28
29008	Credit Suisse AG	HSBC European Wts Nov 2017 A	0.250	81.9800	2017/11/30	100,000,000	2017/02/28
28960	HK Bank	CKH European Warrants Sep 2017 A	0.250	101.8800	2017/09/29	40,000,000	2017/02/28
28965	HK Bank	Greatwall Motor European Warrants Oct 2018 A	0.160	11.9000	2018/10/26	80,000,000	2017/02/28
28964	HK Bank	Lenovo European Warrants Sep 2017 B	0.250	5.38 per unit	2017/09/29	40,000,000	2017/02/28
29006	HK Bank	SHK Ppt European Warrants Sep 2017 A	0.300	121.8800	2017/09/29	40,000,000	2017/02/28
28958	Haitong Int'l Sec	AIA European Warrants Oct 2017 A	0.250	57.2500	2017/10/30	40,000,000	2017/02/28
28953	Haitong Int'l Sec	Crphoenixhealth European Warrants Feb18A	0.170	13.1480	2018/02/21	60,000,000	2017/02/28
28947	Haitong Int'l Sec	Geely Auto European Warrants Jul 2018 A	0.294	12.2800	2018/07/18	50,000,000	2017/02/28
28949	Haitong Int'l Sec	Geely Auto European Put Warrants Dec17 A	0.182	10.1680	2017/12/21	55,000,000	2017/02/28
29010	Haitong Int'l Sec	GWMC European Warrants Oct 2018 A	0.250	10.6800	2018/10/18	80,000,000	2017/02/28
28952	Haitong Int'l Sec	Sino Biopharm European Warrants Jul 19 A	0.250	6.8800	2019/07/30	60,000,000	2017/02/28
28950	Haitong Int'l Sec	Weigao Group European Warrants Dec 2018A	0.250	5.2500	2018/12/31	80,000,000	2017/02/28
28957	Haitong Int'l Sec	Sh Pharma European Warrants Jun 2018 A	0.480	25.0000	2018/06/29	25,000,000	2017/02/28
29014	J P Morgan SP BV	Greatwall Motor European Wts Oct 2018 A	0.169	11.8800	2018/10/31	100,000,000	2017/02/28
29011	J P Morgan SP BV	SHK Ppt European Warrants Sep 2017 A	0.323	125.0000	2017/09/04	100,000,000	2017/02/28
28945	Macquarie Bank Ltd.	Greatwall Motor European Wts Jul 2018 A	0.250	10.3300	2018/07/04	40,000,000	2017/02/28
28943	Macquarie Bank Ltd.	Sinopharm European Warrants Apr 2018 A	0.770	45.8800	2018/04/18	13,000,000	2017/02/28
28944	Macquarie Bank Ltd.	Tencent European Warrants Oct 2017 A	0.500	285.8800	2017/10/04	20,000,000	2017/02/28
28975	SG Issuer	BOCom European Warrants Sep 2017 A	0.335	7.30 per unit	2017/09/05	30,000,000	2017/02/28
28977	SG Issuer	CKP European Warrants Sep 2017 A	0.250	58.8800	2017/09/05	40,000,000	2017/02/28
28984	SG Issuer	HSBC European Warrants Dec 2017 B	0.250	75.0000	2017/12/05	80,000,000	2017/02/28
28985	SG Issuer	HSBC European Warrants Jul 2018 A	0.250	85.8800	2018/07/05	80,000,000	2017/02/28
28986	SG Issuer	NewWorld Dev Eu Wt Sep 2017 A	0.670	10 per unit	2017/09/05	15,000,000	2017/02/28
28995	SG Issuer	SHK P European Warrants Nov 2017 A	0.400	128.8800	2017/11/03	25,000,000	2017/02/28
28967	UBS AG	BankComm European Warrants Aug 2017 A	0.250	7.38 per unit	2017/08/28	40,000,000	2017/02/28
28971	UBS AG	BYD European Warrants Jun 2017 A	0.250	53.9300	2017/06/28	40,000,000	2017/02/28
28969	UBS AG	Greatwall Motor European Warrants Aug 2017 A	0.613	12.08 per unit	2017/08/28	40,000,000	2017/02/28
29016	UBS AG	HSBC European Warrants Jun 2017 D	0.156	67.0500	2017/06/01	100,000,000	2017/02/28
28966	UBS AG	Ping An European Put Warrants May 2017 E	0.150	40.4500	2017/05/31	70,000,000	2017/02/28
29015	UBS AG	SMIC European Warrants Aug 2017 A	0.250	9.3800	2017/08/28	60,000,000	2017/02/28
28970	UBS AG	SMIC European Warrants Oct 2017 A	0.150	12.4000	2017/10/24	70,000,000	2017/02/28
29019	BOCI Asia Ltd.	CNOOC European Warrants Sep 2017 A	0.331	11.28 per unit	2017/09/28	100,000,000	2017/03/01
29018	BOCI Asia Ltd.	HSBC European Warrants Sep 2017 B	0.251	70.8800	2017/09/11	200,000,000	2017/03/01
29020	BOCI Asia Ltd.	SHK Ppt European Warrants Sep 2017 A	0.288	128.0000	2017/09/29	100,000,000	2017/03/01
29054	BNP Paribas Issuance B.V.	BOCHK European Wts Apr 2018 A	0.260	35.0000	2018/04/04	50,000,000	2017/03/01
10455	BNP Paribas Issuance B.V.	EUR/USD Euro Wts Dec 2017 A	0.250	1.12 per 1 units	2017/12/22	50,000,000	2017/03/01

Newly listed derivative warrants (continued)

Code	Issuer	Name of issue	Issue prices (HK\$)	Strike level/ Subscription price (HK\$) per 10 units	Subscription/ exercise period	Unit issued on initial listing	Listing date
10456	BNP Paribas Issuance B.V.	EUR/USD Euro Put Wt Dec 2017 B	0.250	1 per 1 units	2017/12/22	50,000,000	2017/03/01
10454	BNP Paribas Issuance B.V.	GBP/USD European Wts Dec 2017A	0.250	1.35 per 1 units	2017/12/22	50,000,000	2017/03/01
10457	BNP Paribas Issuance B.V.	Oil Futures Euro Wt May 2018 A	0.250	60 per 300 units	2018/05/18	50,000,000	2017/03/01
10458	BNP Paribas Issuance B.V.	Oil Futures Eu Put Wt May 18 B	0.250	52 per 300 units	2018/05/18	50,000,000	2017/03/01
29100	Credit Suisse AG	China Mobile European Warrants Jul 2017 D	0.230	94.2300	2017/07/31	60,000,000	2017/03/01
29095	Credit Suisse AG	GAC European Warrants Dec 2017 A	0.250	15.6800	2017/12/28	50,000,000	2017/03/01
29107	Credit Suisse AG	Geely Auto European Warrants Aug 2017 B	1.240	12.98 per unit	2017/08/31	25,000,000	2017/03/01
29105	Credit Suisse AG	Greatwall Motor European Wts Aug 2017 A	0.770	12.18 per unit	2017/08/31	20,000,000	2017/03/01
29096	Credit Suisse AG	HSBC European Wts Jun 2017 D	0.150	67.0500	2017/06/01	100,000,000	2017/03/01
29056	Goldman Sachs SP (Asia)	China Life Euro Wts Jun 2017 E	0.448	28.30 per unit	2017/06/02	25,000,000	2017/03/01
29055	Goldman Sachs SP (Asia)	Tencent European Wt Jun 2017 H	0.476	238.1000	2017/06/27	30,000,000	2017/03/01
29089	J P Morgan SP BV	BYD European Warrants Sep 2017 B	0.251	55.5000	2017/09/04	100,000,000	2017/03/01
29090	J P Morgan SP BV	Ch Molybdenum European Warrants Oct 2017A	0.367	3.60 per unit	2017/10/03	100,000,000	2017/03/01
29093	J P Morgan SP BV	Ch Overseas European Warrants Mar 2018 A	0.250	28.2800	2018/03/01	100,000,000	2017/03/01
29086	J P Morgan SP BV	HSBC European Warrants Jun 2017 C	0.160	67.0000	2017/06/05	100,000,000	2017/03/01
29091	J P Morgan SP BV	New World Dev European Wts Oct 2017 A	0.302	11.50 per unit	2017/10/03	40,000,000	2017/03/01
29071	Macquarie Bank Ltd.	Angang Steel European Wts Jan 2019 A	0.250	7.5000	2019/01/17	40,000,000	2017/03/01
29040	Macquarie Bank Ltd.	BankComm European Warrants Mar 2018 A	0.429	8 per unit	2018/03/02	24,000,000	2017/03/01
29082	Macquarie Bank Ltd.	BYD European Warrants Oct 2017 A	0.625	49.8800	2017/10/04	16,000,000	2017/03/01
29079	Macquarie Bank Ltd.	Ch Molybdenum European Wts Feb 2019 A	0.926	3.68 per unit	2019/02/15	11,000,000	2017/03/01
29049	Macquarie Bank Ltd.	China Overseas European Put Wts Jan18A	0.250	22.0000	2018/01/03	40,000,000	2017/03/01
29039	Macquarie Bank Ltd.	China Taiping European Wts Nov 2017 A	0.267	22.8800	2017/11/02	38,000,000	2017/03/01
29076	Macquarie Bank Ltd.	Nine Dragons European Wts May 2018 A	0.250	11.8800	2018/05/17	40,000,000	2017/03/01
29051	SG Issuer	Link REIT European Warrants Nov 2017 A	0.315	58.0000	2017/11/03	32,000,000	2017/03/01
29108	UBS AG	HSBC European Put Warrants Aug 2017 B	0.260	58.8800	2017/08/31	100,000,000	2017/03/01
29111	UBS AG	Ping An European Warrants Jul 2017 A	0.150	49.0500	2017/07/26	100,000,000	2017/03/01
29109	UBS AG	SHK Ppt European Warrants Aug 2017 A	0.270	130.0000	2017/08/31	40,000,000	2017/03/01
29196	Credit Suisse AG	Ch Molybdenum European Warrants Sep 2017A	0.320	3.82 per unit	2017/09/01	35,000,000	2017/03/02
29208	Credit Suisse AG	New World Dev European Wts Sep 2017 A	0.470	11.58 per unit	2017/09/01	25,000,000	2017/03/02
29131	Credit Suisse AG	Tencent Holdings European Wts Sep 2017 E	0.150	242 per 100 units	2017/09/29	150,000,000	2017/03/02
29115	Goldman Sachs SP (Asia)	China Life Euro Wts Sep 2017 C	0.150	27.6000	2017/09/28	100,000,000	2017/03/02
29159	Haitong Int'l Sec	BYD European Warrants Sep 2017 B	0.255	56.0000	2017/09/04	40,000,000	2017/03/02
29160	Haitong Int'l Sec	China Cinda European Warrants Sep 2017 A	0.250	3.50 per unit	2017/09/29	40,000,000	2017/03/02
29158	Haitong Int'l Sec	China Mobile European Warrants Aug 2017A	0.212	96.9280	2017/08/18	60,000,000	2017/03/02
29163	Haitong Int'l Sec	Ch Molybdenum European Warrants Sep 17 A	0.310	3.618 per unit	2017/09/28	35,000,000	2017/03/02
29146	Haitong Int'l Sec	Ch Overseas European Warrants Oct 2017 A	0.218	23.9280	2017/10/09	50,000,000	2017/03/02
29149	Haitong Int'l Sec	Ch Overseas European Warrants Dec 2017 A	0.210	25.0280	2017/12/22	50,000,000	2017/03/02
29169	Haitong Int'l Sec	GAC European Warrants Dec 2017 A	0.250	15.6800	2017/12/28	40,000,000	2017/03/02
29144	Haitong Int'l Sec	Gome European Warrants Aug 2018 A	0.290	1.18 per unit	2018/08/08	50,000,000	2017/03/02
29164	Haitong Int'l Sec	HKEX European Warrants Nov 2017 A	0.150	212 per 100 units	2017/11/28	68,000,000	2017/03/02
29170	Haitong Int'l Sec	HSBC European Warrants Sep 2017 B	0.165	72.9280	2017/09/27	68,000,000	2017/03/02
29174	Haitong Int'l Sec	HSBC European Put Warrants Dec 2017 A	0.250	55.0000	2017/12/29	40,000,000	2017/03/02
29132	Haitong Int'l Sec	Poly Property European Warrants Dec 17 B	0.480	3.88 per unit	2017/12/08	25,000,000	2017/03/02

Newly listed derivative warrants (continued)

Code	Issuer	Name of issue	Issue prices (HK\$)	Strike level/ Subscription price (HK\$) per 10 units	Subscription/ exercise period	Unit issued on initial listing	Listing date
29134	Haitong Int'l Sec	Sh Petrochem European Warrants Dec 2017A	0.570	5.88 per unit	2017/12/18	20,000,000	2017/03/02
29155	Haitong Int'l Sec	Tencent European Warrants Sep 2017 D	0.156	220.20 per 100 units	2017/09/25	65,000,000	2017/03/02
29222	J P Morgan SP BV	China Mob European Wts Jun 2017 C	0.151	92.9200	2017/06/12	100,000,000	2017/03/02
29218	J P Morgan SP BV	Tencent European Warrants Jun 2017 F	0.207	251.0000	2017/06/02	100,000,000	2017/03/02
29220	J P Morgan SP BV	Tencent European Warrants Oct 2017 C	0.152	241.80 per 100 units	2017/10/03	200,000,000	2017/03/02
29221	J P Morgan SP BV	Tencent European Warrants Jan 2018 A	0.250	222.22 per 100 units	2018/01/03	100,000,000	2017/03/02
29219	J P Morgan SP BV	Tencent European Warrants Mar 2018 B	0.150	250 per 100 units	2018/03/01	200,000,000	2017/03/02
29175	Macquarie Bank Ltd.	HKEX European Warrants Oct 2017 D	0.436	290.8800	2017/10/04	23,000,000	2017/03/02
29184	Macquarie Bank Ltd.	SUNAC European Warrants Nov 2017 A	0.834	10.88 per unit	2017/11/13	12,000,000	2017/03/02
29188	SG Issuer	BOCL European Warrants Oct 2017 A	0.150	4.49 per unit	2017/10/06	80,000,000	2017/03/02
29195	SG Issuer	HSI European Warrants Mar 2018 B	0.250	25,600 per 8,000 units	2018/03/28	150,000,000	2017/03/02
29118	SG Issuer	Tencent European Warrants Mar 2018 B	0.150	250 per 100 units	2018/03/05	200,000,000	2017/03/02
29240	Credit Suisse AG	AIA European Warrants Oct 2017 C	0.250	58.2800	2017/10/31	70,000,000	2017/03/03
29242	Goldman Sachs SP (Asia)	AIA European Warrants Sep 2017 A	0.250	55.2800	2017/09/29	80,000,000	2017/03/03
29247	Goldman Sachs SP (Asia)	HSI European Put Wts Aug 2017 D	0.150	23,000 per 8,000 units	2017/08/30	200,000,000	2017/03/03
29228	Macquarie Bank Ltd.	Kingdee Int'l European Wts Jan 2018 B	0.460	3.88 per unit	2018/01/16	22,000,000	2017/03/03
29229	SG Issuer	China Life European Warrants Apr 2018 A	0.250	30.0000	2018/04/06	120,000,000	2017/03/03
29225	UBS AG	AIA European Put Warrants Aug 2017 B	0.170	44.8300	2017/08/24	70,000,000	2017/03/03
29227	UBS AG	China Vanke European Warrants Aug 2017 B	0.150	23.8800	2017/08/07	70,000,000	2017/03/03
12771 #	BOCI Asia Ltd.	Tencent Holdings European Wts Sep 2017 C	0.133	220 per 100 units	2017/09/29	100,000,000	2017/03/03
29268	BOCI Asia Ltd.	China Unicom European Warrants Oct 2017 A	0.360	11.80 per unit	2017/10/16	100,000,000	2017/03/06
29270	Credit Suisse AG	HSBC European Wts Jun 2017 E	0.220	64.9300	2017/06/26	100,000,000	2017/03/06
29285	Goldman Sachs SP (Asia)	HSI European Put Wts Sep 2017 B	0.150	23,400 per 10,000 units	2017/09/28	200,000,000	2017/03/06
29278	Goldman Sachs SP (Asia)	Ping An European Wts Jun 2017 B	0.150	46.0000	2017/06/27	100,000,000	2017/03/06
29266	Haitong Int'l Sec	AIA European Put Warrants Aug 2017 B	0.172	44.8380	2017/08/31	60,000,000	2017/03/06
29261	Haitong Int'l Sec	CKH European Warrants Oct 2017 A	0.251	112.0000	2017/10/04	40,000,000	2017/03/06
29265	Haitong Int'l Sec	China Telecom European Warrants Sep 17 A	0.250	4.08 per unit	2017/09/29	40,000,000	2017/03/06
29262	Haitong Int'l Sec	HSBC European Warrants Sep 2017 C	0.250	66.8800	2017/09/06	40,000,000	2017/03/06
29269	Haitong Int'l Sec	Tencent European Warrants Jun 2017 C	0.150	212.20 per 100 units	2017/06/28	68,000,000	2017/03/06
29264	Haitong Int'l Sec	Tencent European Warrants Jan 2018 A	0.250	222.22 per 100 units	2018/01/03	80,000,000	2017/03/06
29254	Macquarie Bank Ltd.	COSCO Sh Hold European Wts Dec 2017 A	0.636	4.68 per unit	2017/12/04	16,000,000	2017/03/06
29256	Macquarie Bank Ltd.	HKEX European Warrants Oct 2017 E	1.539	210.8800	2017/10/04	6,500,000	2017/03/06
29259	Macquarie Bank Ltd.	Tencent European Warrants Oct 2017 B	1.000	250.8800	2017/10/04	10,000,000	2017/03/06
24058 #	Credit Suisse AG	Ping An European Warrants Sep 2017 A	0.044	86 per 100 units	2017/09/29	230,000,000	2017/03/06
29295	BNP Paribas Issuance B.V.	China Life Euro Wts Oct 2017 C	0.170	25.8800	2017/10/04	80,000,000	2017/03/07
29292	BNP Paribas Issuance B.V.	China Life Eu Put Wt Jul 2018A	0.250	21.5000	2018/07/04	60,000,000	2017/03/07
29290	BNP Paribas Issuance B.V.	HKEX Euro Put Wts Jan 2018 B	0.170	185 per 100 units	2018/01/03	60,000,000	2017/03/07
29291	BNP Paribas Issuance B.V.	Ping An Eur Put Wts Jan 2018 B	0.250	38.0000	2018/01/03	60,000,000	2017/03/07
29343	Credit Suisse AG	China Life European Warrants Sep 2017 D	0.150	25.9300	2017/09/29	80,000,000	2017/03/07
29335	Goldman Sachs SP (Asia)	HKEX European Put Wts Aug 2017 B	0.150	190 per 100 units	2017/08/01	100,000,000	2017/03/07
29336	Goldman Sachs SP (Asia)	HSBC European Warrants Jun 2017 E	0.150	64.9300	2017/06/23	100,000,000	2017/03/07
29297	Haitong Int'l Sec	BJ Ent Water European Warrants Aug 2019A	0.254	6.1800	2019/08/08	100,000,000	2017/03/07
29312	Haitong Int'l Sec	Ch Comm Cons European Warrants Oct 2019A	0.250	11.1800	2019/10/30	80,000,000	2017/03/07

Newly listed derivative warrants (continued)

Code	Issuer	Name of issue	Issue prices (HK\$)	Strike level/ Subscription price (HK\$) per 10 units	Subscription/ exercise period	Unit issued on initial listing	Listing date
29307	Haitong Int'l Sec	Ch LongYuan European Warrants May 2019 A	0.254	8.0000	2019/05/31	80,000,000	2017/03/07
29317	Haitong Int'l Sec	CNBM European Warrants Sep 2017 A	0.390	6.68 per unit	2017/09/07	26,000,000	2017/03/07
29318	Haitong Int'l Sec	CQRC Bank European Warrants Jan 2018 A	0.660	6.28 per unit	2018/01/31	20,000,000	2017/03/07
29298	Haitong Int'l Sec	China Railway European Warrants Oct 19 A	0.250	6.1800	2019/10/30	80,000,000	2017/03/07
29310	Haitong Int'l Sec	CRCC European Warrants Dec 2018 A	0.256	12.0000	2018/12/31	40,000,000	2017/03/07
29311	Haitong Int'l Sec	CRRC European Warrants Dec 2019 A	0.250	7.9800	2019/12/31	80,000,000	2017/03/07
29325	Haitong Int'l Sec	CSOP A50 ETF European Warrants Sep 2017A	0.280	13.68 per unit	2017/09/07	40,000,000	2017/03/07
29309	Haitong Int'l Sec	China Shenhua European Warrants Oct 17 A	0.171	16.3500	2017/10/26	65,000,000	2017/03/07
29320	Haitong Int'l Sec	A50 China European Warrants Jul 2017 B	0.290	12.52 per unit	2017/07/26	40,000,000	2017/03/07
29358	J P Morgan SP BV	AIA European Warrants Aug 2017 B	0.154	53.5300	2017/08/01	100,000,000	2017/03/07
29347	J P Morgan SP BV	JX Copper European Warrants Sep 2017 A	0.559	17 per unit	2017/09/01	30,000,000	2017/03/07
29296	Macquarie Bank Ltd.	Anta Sports European Wts Jan 2018 A	0.359	30.0000	2018/01/15	28,000,000	2017/03/07
29288	Macquarie Bank Ltd.	HSBC European Warrants Oct 2017 C	0.332	68.8800	2017/10/04	31,000,000	2017/03/07
29289	SG Issuer	AIA European Warrants Nov 2017 A	0.250	58.8800	2017/11/03	80,000,000	2017/03/07
29361	UBS AG	CKH European Warrants Jun 2017 C	0.150	111.9800	2017/06/23	70,000,000	2017/03/07
29363	UBS AG	Sands China European Warrants Jul 2017 D	0.150	36.3300	2017/07/05	70,000,000	2017/03/07
29379	BOCI Asia Ltd.	China Life European Warrants Sep 2017 C	0.150	27.6300	2017/09/29	200,000,000	2017/03/08
29412	BNP Paribas Issuance B.V.	CKI Holdings Euro Wts Jan 18 A	0.350	75.0000	2018/01/03	30,000,000	2017/03/08
29401	BNP Paribas Issuance B.V.	CM Bank Euro Warrants Oct 18 A	0.270	23.8000	2018/10/03	40,000,000	2017/03/08
29407	BNP Paribas Issuance B.V.	Evergrande Euro Wts Feb 2018 A	0.600	7 per unit	2018/02/02	25,000,000	2017/03/08
29397	BNP Paribas Issuance B.V.	SHK Ppt Euro Warrants Jan 18 A	0.480	136.0000	2018/01/03	30,000,000	2017/03/08
29434	Credit Suisse AG	Galaxy Ent European Put Wts Sep 2017 A	0.250	34.7800	2017/09/07	50,000,000	2017/03/08
29459	Goldman Sachs SP (Asia)	BOCL European Warrants Aug 2017 B	0.150	4.26 per unit	2017/08/28	80,000,000	2017/03/08
29388	Goldman Sachs SP (Asia)	Galaxy Ent European Wts Jun 2017 B	0.167	41.9300	2017/06/27	60,000,000	2017/03/08
29435	Goldman Sachs SP (Asia)	Tencent European Wt Oct 2017 C	0.150	220 per 100 units	2017/10/03	250,000,000	2017/03/08
29386	HK Bank	China Tel European Warrants Sep 2017 A	0.250	3.75 per unit	2017/09/29	50,000,000	2017/03/08
29383	HK Bank	HSI European Warrants Sep 2017 C	0.150	25,088 per 6,000 units	2017/09/28	180,000,000	2017/03/08
29384	HK Bank	HSI European Warrants Nov 2017 A	0.150	25,800 per 6,000 units	2017/11/29	180,000,000	2017/03/08
29385	HK Bank	HSI European Put Warrants Oct 2017 A	0.150	22,688 per 8,000 units	2017/10/30	180,000,000	2017/03/08
29415	Haitong Int'l Sec	China Life European Warrants Jun 2017 A	0.150	24.0500	2017/06/23	70,000,000	2017/03/08
29416	Haitong Int'l Sec	CNOOC European Warrants Jul 2018 A	0.150	8.8800	2018/07/31	70,000,000	2017/03/08
29422	Haitong Int'l Sec	ZTE European Warrants Jul 2017 A	0.150	13.6000	2017/07/27	70,000,000	2017/03/08
29483	J P Morgan SP BV	BJ Ent Water European Warrants Mar 2019 A	0.250	6.0000	2019/03/01	100,000,000	2017/03/08
29495	J P Morgan SP BV	Ch Comm Cons European Warrants Oct 2017 A	0.560	13.13 per unit	2017/10/03	60,000,000	2017/03/08
29482	J P Morgan SP BV	CNOOC European Warrants Aug 2017 B	0.295	10.20 per unit	2017/08/01	100,000,000	2017/03/08
29465	J P Morgan SP BV	Galaxy Ent European Warrants Nov 2017 A	0.251	48.4800	2017/11/01	100,000,000	2017/03/08
29480	J P Morgan SP BV	Galaxy Ent European Put Wts Oct 2017 A	0.330	37.3700	2017/10/04	100,000,000	2017/03/08
29481	J P Morgan SP BV	Sands China European Warrants Dec 2017 A	0.253	41.4100	2017/12/04	100,000,000	2017/03/08
29496	J P Morgan SP BV	ZTE European Warrants Dec 2017 B	0.152	15.8000	2017/12/04	70,000,000	2017/03/08
29393	Macquarie Bank Ltd.	Foxconn European Warrants Dec 2017 A	0.345	3.78 per unit	2017/12/04	30,000,000	2017/03/08
29396	Macquarie Bank Ltd.	ZTE European Warrants Feb 2018 A	0.250	15.3800	2018/02/12	40,000,000	2017/03/08
29502	UBS AG	Galaxy Ent European Warrants Oct 2017 A	0.250	49.8800	2017/10/11	50,000,000	2017/03/08
29497	UBS AG	ZTE European Warrants Jul 2017 A	0.150	13.6000	2017/07/27	70,000,000	2017/03/08

Newly listed derivative warrants (continued)

Code	Issuer	Name of issue	Issue prices (HK\$)	Strike level/ Subscription price (HK\$) per 10 units	Subscription/ exercise period	Unit issued on initial listing	Listing date
29565	BOCI Asia Ltd.	Galaxy Ent European Warrants Aug 2017 B	0.211	45.0500	2017/08/28	100,000,000	2017/03/09
29585	BOCI Asia Ltd.	Galaxy Ent European Put Warrants Aug 2017 C	0.171	33.8300	2017/08/24	100,000,000	2017/03/09
29586	BOCI Asia Ltd.	Sands China European Put Wts Aug 2017 A	0.164	28.8300	2017/08/28	100,000,000	2017/03/09
29617	Credit Suisse AG	Ch Comm Cons European Warrants Oct 2017 B	0.560	13.58 per unit	2017/10/03	25,000,000	2017/03/09
29618	Credit Suisse AG	Galaxy Ent European Warrants Oct 2017 A	0.250	49.3800	2017/10/06	50,000,000	2017/03/09
29620	Bank of East Asia	Ch Comm Cons European Wts Nov 2018 A	0.255	11.8800	2018/11/28	50,000,000	2017/03/09
29619	Bank of East Asia	CNBM European Warrants Oct 2017 A	0.512	7.28 per unit	2017/10/03	20,000,000	2017/03/09
29621	Goldman Sachs SP (Asia)	China Mobile Euro Wts Jul 2017 B	0.168	94.2300	2017/07/26	60,000,000	2017/03/09
29527	Goldman Sachs SP (Asia)	HSBC European Warrants Jun 2017 F	0.150	66.5500	2017/06/28	120,000,000	2017/03/09
29562	Goldman Sachs SP (Asia)	HSBC European Warrants Aug 2017 A	0.150	70.6800	2017/08/28	120,000,000	2017/03/09
29564	Goldman Sachs SP (Asia)	HSBC European Warrants Sep 2017 B	0.150	72.9300	2017/09/27	120,000,000	2017/03/09
29524	Goldman Sachs SP (Asia)	Tencent European Wt Aug 2017 C	0.150	220 per 100 units	2017/08/28	250,000,000	2017/03/09
29522	Goldman Sachs SP (Asia)	Tencent European Wt Nov 2017 B	0.150	238.88 per 100 units	2017/11/28	250,000,000	2017/03/09
29626	J P Morgan SP BV	Tencent European Warrants Jun 2017 G	0.498	231.0000	2017/06/30	100,000,000	2017/03/09
29604	Macquarie Bank Ltd.	ASM Pacific European Wts Oct 2018 A	0.358	118.88 per 100 units	2018/10/16	28,000,000	2017/03/09
29615	Macquarie Bank Ltd.	GAC European Wts Apr 2018 B	0.250	16.8800	2018/04/04	41,000,000	2017/03/09
29613	Macquarie Bank Ltd.	ICBC European Warrants Oct 2017 A	0.251	5.55 per unit	2017/10/04	41,000,000	2017/03/09
29635	BOCI Asia Ltd.	HSI European Warrants Sep 2017 B	0.150	25,100 per 6,000 units	2017/09/28	100,000,000	2017/03/10
29637	BOCI Asia Ltd.	HSI European Warrants Nov 2017 A	0.150	25,800 per 6,000 units	2017/11/29	100,000,000	2017/03/10
29646	BOCI Asia Ltd.	HSI European Put Warrants Oct 2017 A	0.150	22,500 per 8,000 units	2017/10/30	100,000,000	2017/03/10
29742	HK Bank	HKEX European Warrants Dec 2017 A	0.150	204.08 per 100 units	2017/12/27	100,000,000	2017/03/10
29739	HK Bank	KECL European Warrants Sep 2017 A	0.350	7.68 per unit	2017/09/29	40,000,000	2017/03/10
29719	Haitong Int'l Sec	HSI European Warrants Sep 2017 B	0.212	23,300 per 6,000 units	2017/09/28	150,000,000	2017/03/10
29702	Haitong Int'l Sec	HSI European Warrants Jan 2018 A	0.153	24,400 per 8,000 units	2018/01/30	150,000,000	2017/03/10
29716	Haitong Int'l Sec	HSI European Warrants Mar 2018 A	0.202	24,800 per 6,000 units	2018/03/28	150,000,000	2017/03/10
29698	Haitong Int'l Sec	HSI European Warrants Dec 2018 A	0.251	24,200 per 8,000 units	2018/12/28	150,000,000	2017/03/10
29729	Haitong Int'l Sec	HSI European Put Warrants Dec 2017 A	0.250	22,200 per 6,000 units	2017/12/28	150,000,000	2017/03/10
29748	J P Morgan SP BV	Huaneng Power European Wts Dec 2017 A	0.292	6.60 per unit	2017/12/01	60,000,000	2017/03/10
29665	Macquarie Bank Ltd.	CM Bank European Put Warrants Apr 18 B	0.250	18.8800	2018/04/04	40,000,000	2017/03/10
29694	Macquarie Bank Ltd.	Tencent European Warrants Oct 2017 C	1.863	210.8800	2017/10/04	10,000,000	2017/03/10
29870	Credit Suisse AG	KECL European Warrants Sep 2017 A	0.300	8.38 per unit	2017/09/14	35,000,000	2017/03/13
29825	HK Bank	CNOOC European Warrants Sep 2017 A	0.500	9.48 per unit	2017/09/29	30,000,000	2017/03/13
29833	HK Bank	Sinopec Corp European Warrants Sep 2017 B	0.400	6.08 per unit	2017/09/29	30,000,000	2017/03/13
29834	HK Bank	CSOP A50 ETF European Warrants Sep 2017 A	0.300	12.48 per unit	2017/09/29	35,000,000	2017/03/13
29793	Haitong Int'l Sec	Agricultural Bk European Warrants Dec17A	0.250	3.68 per unit	2017/12/29	80,000,000	2017/03/13
29780	Haitong Int'l Sec	Agricultural Bk European Warrants Jan18A	0.170	4.05 per unit	2018/01/24	68,000,000	2017/03/13
29795	Haitong Int'l Sec	Ch Comm Cons European Warrants Sep 2017B	0.420	13.68 per unit	2017/09/18	25,000,000	2017/03/13
29774	Haitong Int'l Sec	Cathay Pacific European Warrants Dec18 A	0.250	12.2800	2018/12/28	68,000,000	2017/03/13
29770	Haitong Int'l Sec	Guangdong Inv European Warrants Dec 18 A	0.255	12.8800	2018/12/28	50,000,000	2017/03/13
29753	Haitong Int'l Sec	Galaxy Ent European Warrants Sep 2017 A	0.301	41.8800	2017/09/29	35,000,000	2017/03/13
29754	Haitong Int'l Sec	Galaxy Ent European Warrants Dec 2017 A	0.187	50.0500	2017/12/21	55,000,000	2017/03/13
29809	Haitong Int'l Sec	Sino-Ocean Gp European Warrants Apr2018A	0.610	5 per unit	2018/04/30	20,000,000	2017/03/13
29775	Haitong Int'l Sec	Sinotrans European Warrants Aug 2018 A	0.620	5.18 per unit	2018/08/08	20,000,000	2017/03/13

Newly listed derivative warrants (continued)

Code	Issuer	Name of issue	Issue prices (HK\$)	Strike level/ Subscription price (HK\$) per 10 units	Subscription/ exercise period	Unit issued on initial listing	Listing date
29765	Haitong Int'l Sec	Want Want China European Warrants Dec17A	0.360	6.48 per unit	2017/12/18	30,000,000	2017/03/13
29880	J P Morgan SP BV	Foxconn European Warrants Dec 2017 A	0.251	3.80 per unit	2017/12/29	40,000,000	2017/03/13
29842	Macquarie Bank Ltd.	China Res Gas European Wts Feb 2018 A	0.530	30.8800	2018/02/20	20,000,000	2017/03/13
29868	Macquarie Bank Ltd.	Techtronic Ind European Wts Jan 2018 A	0.278	38.8800	2018/01/16	36,000,000	2017/03/13
29869	SG Issuer	SMIC European Warrants Aug 2017 A	0.195	9.3900	2017/08/21	70,000,000	2017/03/13
11071	BNP Paribas Issuance B.V.	China Tel Euro Wts Feb 2018 A	0.260	4 per unit	2018/02/02	40,000,000	2017/03/14
11068	BNP Paribas Issuance B.V.	Jiangxi Copper Eu Wt Jan 2018A	0.200	15.4000	2018/01/29	80,000,000	2017/03/14
11067	Credit Suisse AG	Cathay Pacific European Warrants Oct 17 A	0.670	14.28 per unit	2017/10/04	15,000,000	2017/03/14
11075	Goldman Sachs SP (Asia)	CNOOC European Warrants Jul 2017 B	0.169	10.20 per unit	2017/07/27	60,000,000	2017/03/14
29944	Haitong Int'l Sec	BOC HK European Warrants Nov 2017 A	0.252	32.2800	2017/11/30	40,000,000	2017/03/14
29943	Haitong Int'l Sec	BOC HK European Put Warrants Mar 2018 A	0.257	26.8800	2018/03/29	40,000,000	2017/03/14
11059	Haitong Int'l Sec	BOCL European Warrants Aug 2018 A	0.260	4.25 per unit	2018/08/28	68,000,000	2017/03/14
29939	Haitong Int'l Sec	China Gas Hold European Warrants Nov 17A	0.151	15.0200	2017/11/28	68,000,000	2017/03/14
29940	Haitong Int'l Sec	Gome European Warrants May 2018 A	0.260	1.288 per unit	2018/05/28	80,000,000	2017/03/14
11044	Haitong Int'l Sec	HKEX European Put Warrants Mar 2019 A	0.250	168.88 per 100 units	2019/03/28	80,000,000	2017/03/14
29921	Haitong Int'l Sec	HSBC European Warrants Sep 2017 D	0.381	62.8800	2017/09/28	28,000,000	2017/03/14
29922	Haitong Int'l Sec	HSBC European Put Warrants Jun 2018 A	0.275	50.8800	2018/06/29	40,000,000	2017/03/14
29941	Haitong Int'l Sec	Ping An European Warrants Oct 2017 B	0.200	45.4280	2017/10/23	50,000,000	2017/03/14
11045	Haitong Int'l Sec	Sh Electric European Warrants Feb 2018 A	0.650	4.98 per unit	2018/02/08	18,000,000	2017/03/14
11088	J P Morgan SP BV	China Tel European Warrants Nov 2017 A	0.151	4 per unit	2017/11/01	80,000,000	2017/03/14
11098	J P Morgan SP BV	Evergrande European Warrants Sep 2017 A	0.221	6.99 per unit	2017/09/04	60,000,000	2017/03/14
11108	J P Morgan SP BV	HSI European Put Warrants Oct 2017 C	0.156	22,600 per 8,000 units	2017/10/30	300,000,000	2017/03/14
11102	J P Morgan SP BV	PetroChina European Warrants Oct 2017 A	0.258	6.60 per unit	2017/10/03	100,000,000	2017/03/14
11042	Macquarie Bank Ltd.	HKEX European Warrants Oct 2017 F	0.436	250.8800	2017/10/04	23,000,000	2017/03/14
29946	Macquarie Bank Ltd.	HN Renewables European Wts Jan 2018 A	0.500	3.28 per unit	2018/01/16	20,000,000	2017/03/14
11063	SG Issuer	Li & Fung European Warrants Nov 2017 A	0.290	4.20 per unit	2017/11/03	35,000,000	2017/03/14
11064	SG Issuer	ZTE European Warrants Sep 2017 A	0.200	12.2800	2017/09/22	60,000,000	2017/03/14
12892#	Credit Suisse AG	Car Inc European Warrants Dec 2017 A	0.101	8.0800	2017/12/29	100,000,000	2017/03/14
11197	Credit Suisse AG	Yuexiu Property European Wts Feb 2018 A	0.250	1.55 per unit	2018/02/28	40,000,000	2017/03/15
11115	Goldman Sachs SP (Asia)	HSI European Warrants Sep 2017 C	0.150	25,100 per 6,000 units	2017/09/28	200,000,000	2017/03/15
11129	Haitong Int'l Sec	CNOOC European Warrants Jul 2017 A	0.160	10.80 per unit	2017/07/28	68,000,000	2017/03/15
11141	Haitong Int'l Sec	CNOOC European Warrants Sep 2017 A	0.150	11.298 per unit	2017/09/25	68,000,000	2017/03/15
11160	Haitong Int'l Sec	Huaneng European Warrants Sep 2017 A	0.380	5.68 per unit	2017/09/18	28,000,000	2017/03/15
11162	Haitong Int'l Sec	Li & Fung European Warrants Dec 2017 B	0.260	4.20 per unit	2017/12/18	40,000,000	2017/03/15
11163	Haitong Int'l Sec	Lenovo European Warrants Jul 2017 A	0.195	5.09 per unit	2017/07/24	60,000,000	2017/03/15
11167	Haitong Int'l Sec	Sunny Optical European Warrants Sep 17 A	0.550	63.8800	2017/09/18	40,000,000	2017/03/15
11228	J P Morgan SP BV	PSBC European Warrants Oct 2017 A	0.251	5.68 per unit	2017/10/03	40,000,000	2017/03/15
11188	SG Issuer	Geely Auto European Warrants Aug 2017 C	1.230	12.99 per unit	2017/08/24	10,000,000	2017/03/15
11193	SG Issuer	Geely Auto European Warrants Sep 2017 C	1.000	15 per unit	2017/09/27	10,000,000	2017/03/15
11196	SG Issuer	Kingsoft European Warrants Nov 2017 A	0.170	20.2500	2017/11/03	60,000,000	2017/03/15
11112	SG Issuer	PICC European Warrants Oct 2017 A	0.265	3.39 per unit	2017/10/06	38,000,000	2017/03/15
11211	UBS AG	Evergrande European Warrants Sep 2017 A	0.250	7.33 per unit	2017/09/14	40,000,000	2017/03/15
14149#	UBS AG	CNOOC European Warrants May 2018 B	0.054	10.9000	2018/05/28	200,000,000	2017/03/15

Newly listed derivative warrants (continued)

Code	Issuer	Name of issue	Issue prices (HK\$)	Strike level/ Subscription price (HK\$) per 10 units	Subscription/ exercise period	Unit issued on initial listing	Listing date
11242	Credit Suisse AG	CNOOC European Warrants Jul 2017 B	0.250	10 per unit	2017/07/27	50,000,000	2017/03/16
11241	Goldman Sachs SP (Asia)	China Tel European Wts Sep 2017 A	0.200	4.09 per unit	2017/09/27	50,000,000	2017/03/16
11234	Goldman Sachs Sp (Asia)	ICBC European Warrants Aug 2017 A	0.150	5.33 per unit	2017/08/28	80,000,000	2017/03/16
11265	J P Morgan SP BV	China Gas Hold European Wts Nov 2017 A	0.151	15.0000	2017/11/27	70,000,000	2017/03/16
11259	J P Morgan SP BV	CITIC Sec European Warrants Dec 2017 A	0.152	18.8800	2017/12/29	70,000,000	2017/03/16
11254	J P Morgan SP BV	CNOOC European Warrants Oct 2017 A	0.468	9.50 per unit	2017/10/03	100,000,000	2017/03/16
11244	J P Morgan SP BV	HSI European Warrants Oct 2017 D	0.251	24,200 per 6,600 units	2017/10/30	300,000,000	2017/03/16
11266	J P Morgan SP BV	PICC Group European Warrants Dec 2017 A	0.254	3.73 per unit	2017/12/04	60,000,000	2017/03/16
11229	SG Issuer	CNOOC European Warrants Oct 2017 A	0.500	9.68 per unit	2017/10/06	20,000,000	2017/03/16
11270	UBS AG	China National Building European Wts Aug 2017 B	0.249	6.69 per unit	2017/08/31	50,000,000	2017/03/16
11268	UBS AG	PetroChina European Warrants Aug 2017 A	0.238	6.39 per unit	2017/08/23	50,000,000	2017/03/16
11297	BOCI Asia Ltd.	CC Bank European Warrants Aug 2017 B	0.190	6.49 per unit	2017/08/24	100,000,000	2017/03/17
11401	Credit Suisse AG	CITIC Sec European Warrants Dec 2017 B	0.150	18.9000	2017/12/28	70,000,000	2017/03/17
11379	Credit Suisse AG	China Shenhua European Wts Oct 2017 B	0.150	16.3500	2017/10/26	70,000,000	2017/03/17
11402	Credit Suisse AG	PetroChina European Warrants Aug 2017 A	0.197	6.39 per unit	2017/08/23	55,000,000	2017/03/17
11310	Goldman Sachs SP (Asia)	AIA European Warrants Sep 2017 B	0.250	52.2800	2017/09/28	80,000,000	2017/03/17
11304	Goldman Sachs SP (Asia)	China Life Euro Wts Sep 2017 D	0.150	25.9300	2017/09/26	100,000,000	2017/03/17
11528	Goldman Sachs SP (Asia)	CNOOC European Warrants Sep 2017 A	0.250	9.78 per unit	2017/09/29	60,000,000	2017/03/17
11532	Goldman Sachs SP (Asia)	Sinopec Corp European Wts Sep 2017 A	0.250	6.38 per unit	2017/09/29	60,000,000	2017/03/17
11522	Goldman Sachs SP (Asia)	HKEX European Warrants Oct 2017 A	0.150	180.98 per 100 units	2017/10/27	200,000,000	2017/03/17
11303	Goldman Sachs SP (Asia)	HKEX European Warrants Dec 2017 B	0.150	203.93 per 100 units	2017/12/11	200,000,000	2017/03/17
11481	Goldman Sachs SP (Asia)	HSI European Warrants Aug 2017 E	0.150	22,888 per 8,000 units	2017/08/30	200,000,000	2017/03/17
11283	Goldman Sachs SP (Asia)	HSI European Put Wts Sep 2017 D	0.150	22,100 per 8,000 units	2017/09/28	200,000,000	2017/03/17
11492	Goldman Sachs SP (Asia)	HSI European Put Wts Oct 2017 A	0.150	22,500 per 8,000 units	2017/10/30	200,000,000	2017/03/17
11529	Goldman Sachs SP (Asia)	PetroChina European Wts Jul 2017 B	0.168	6.50 per unit	2017/07/31	60,000,000	2017/03/17
11511	Goldman Sachs SP (Asia)	Ping An European Wts Jun 2017 C	0.156	41.8800	2017/06/27	100,000,000	2017/03/17
11298	Goldman Sachs SP (Asia)	Sands China Euro Wts Jul 2017 A	0.168	38.0000	2017/07/28	60,000,000	2017/03/17
11366	HK Bank	Geely Auto European Put Warrants Dec 2017 D	0.250	11.2800	2017/12/29	100,000,000	2017/03/17
11466	J P Morgan SP BV	Geely Auto European Warrants Mar 2018 A	0.258	14.1400	2018/03/01	200,000,000	2017/03/17
11473	J P Morgan SP BV	Geely Auto European Put Warrants Dec 17 B	0.154	10.1800	2017/12/29	70,000,000	2017/03/17
11472	J P Morgan SP BV	Wharf European Warrants Oct 2017 A	0.307	77.7700	2017/10/03	60,000,000	2017/03/17
11370	Macquarie Bank Ltd.	CNOOC European Warrants Oct 2017 C	0.336	10.50 per unit	2017/10/04	30,000,000	2017/03/17
11290	Macquarie Bank Ltd.	Lenovo European Warrants Nov 2017 A	0.346	5.48 per unit	2017/11/02	29,000,000	2017/03/17
11461	Macquarie Bank Ltd.	Ping An European Put Warrants Oct 17 B	0.250	37.8800	2017/10/04	40,000,000	2017/03/17
11447	Macquarie Bank Ltd.	Ping An European Put Warrants Jan 18 B	0.250	36.3300	2018/01/03	40,000,000	2017/03/17
11324	Macquarie Bank Ltd.	Wharf European Warrants Feb 2018 A	0.568	79.8800	2018/02/02	18,000,000	2017/03/17
11322	SG Issuer	Stanchart European Warrants Oct 2017 A	0.630	75.8800	2017/10/06	16,000,000	2017/03/17
11339	UBS AG	CKP European Warrants Sep 2017 A	0.164	60.0500	2017/09/26	70,000,000	2017/03/17
11326	UBS AG	Sinopec Corp European Warrants Jul 2017 A	0.151	6.59 per unit	2017/07/17	70,000,000	2017/03/17
11439	UBS AG	Geely Auto European Warrants Sep 2017 B	0.544	16.08 per unit	2017/09/18	40,000,000	2017/03/17
11363	UBS AG	HKEX European Warrants Dec 2017 B	0.150	204.08 per 100 units	2017/12/11	300,000,000	2017/03/17
11347	UBS AG	SPDR Gold Trust European Warrants Sep 2017 A	0.257	1,088 per 100 units	2017/09/18	40,000,000	2017/03/17
11342	UBS AG	Sunny Optical European Warrants Sep 2017 A	0.377	72.8800	2017/09/18	30,000,000	2017/03/17

Newly listed derivative warrants (continued)

Code	Issuer	Name of issue	Issue prices (HK\$)	Strike level/ Subscription price (HK\$) per 10 units	Subscription/ exercise period	Unit issued on initial listing	Listing date
11542	BOCI Asia Ltd.	Geely Auto European Warrants Feb 2018 B	0.250	14.1800	2018/02/26	100,000,000	2017/03/20
11565	BNP Paribas Issuance B.V.	AIA European Wts Oct 2018 A	0.260	60.0000	2018/10/03	40,000,000	2017/03/20
11557	BNP Paribas Issuance B.V.	CITIC Bank Euro Wts Jul 2018 A	0.300	6 per unit	2018/07/04	40,000,000	2017/03/20
11584	BNP Paribas Issuance B.V.	Galaxy Ent Euro Wts Jan 2018 B	0.250	46.8000	2018/01/03	40,000,000	2017/03/20
11590	BNP Paribas Issuance B.V.	HS H-SHARE Euro Wts Oct 2017 A	0.310	110.0000	2017/10/04	40,000,000	2017/03/20
11581	BNP Paribas Issuance B.V.	Li & Fung Euro Wts Jul 2018 A	0.310	4.30 per unit	2018/07/04	40,000,000	2017/03/20
11609	Credit Suisse AG	Geely Auto European Warrants Feb 2018 A	0.250	14.9800	2018/02/28	100,000,000	2017/03/20
11616	Goldman Sachs SP (Asia)	CC Bank European Wts Jul 2017 D	0.227	6.21 per unit	2017/07/24	80,000,000	2017/03/20
11627	Goldman Sachs SP (Asia)	CC Bank European Wts Aug 2017 C	0.182	6.49 per unit	2017/08/28	80,000,000	2017/03/20
11637	Goldman Sachs SP (Asia)	China Mobile Euro Wts Jul 2017 C	0.150	90.0000	2017/07/28	80,000,000	2017/03/20
11641	Goldman Sachs SP (Asia)	China Mobile Euro Wts Aug 2017 A	0.150	96.8800	2017/08/14	80,000,000	2017/03/20
11614	Goldman Sachs SP (Asia)	Tencent European Put Wt Sep 2017 E	0.150	213.80 per 100 units	2017/09/28	100,000,000	2017/03/20
11544	HK Bank	Geely Auto European Warrants Jan 2018 A	0.250	13.3800	2018/01/31	150,000,000	2017/03/20
11612	J P Morgan SP BV	Country Garden European Warrants Oct 17 B	0.553	8 per unit	2017/10/03	40,000,000	2017/03/20
11554	Macquarie Bank Ltd.	Country Garden European Wts Dec 2017 A	0.557	8.33 per unit	2017/12/04	18,000,000	2017/03/20
11548	Macquarie Bank Ltd.	Shimao Ppt European Wts Nov 2018 A	0.250	15.3300	2018/11/19	40,000,000	2017/03/20
11541	SG Issuer	China Overseas European Put Warrants Oct 2017 A	0.255	24.0000	2017/10/06	40,000,000	2017/03/20
11603	SG Issuer	Evergrande European Warrants Oct 2017 B	0.480	8 per unit	2017/10/06	21,000,000	2017/03/20
11728	UBS AG	CC Bank European Warrants Jul 2017 B	0.153	6.69 per unit	2017/07/27	70,000,000	2017/03/20
11718	UBS AG	Evergrande European Warrants Sep 2017 B	0.422	8.08 per unit	2017/09/21	40,000,000	2017/03/20
11696	UBS AG	HSBC European Warrants Jul 2017 C	0.168	67.5500	2017/07/10	100,000,000	2017/03/20
11694	UBS AG	ICBC European Warrants Oct 2017 A	0.154	5.69 per unit	2017/10/16	70,000,000	2017/03/20
11678	UBS AG	Kingsoft European Warrants Oct 2017 A	0.179	20.2500	2017/10/26	100,000,000	2017/03/20
11679	UBS AG	ZTE European Warrants Nov 2017 A	0.196	15.8000	2017/11/28	70,000,000	2017/03/20
11783	BOCI Asia Ltd.	AAC Tech European Warrants Nov 2017 A	0.150	87.90 per 100 units	2017/11/27	100,000,000	2017/03/21
11889	Credit Suisse AG	ZTE European Warrants Dec 2017 A	0.250	16.4000	2017/12/29	50,000,000	2017/03/21
11898	Goldman Sachs SP (Asia)	BOCL European Warrants Sep 2017 B	0.150	4.41 per unit	2017/09/26	80,000,000	2017/03/21
11900	Goldman Sachs Sp (Asia)	ICBC European Warrants Oct 2017 A	0.150	6.03 per unit	2017/10/30	80,000,000	2017/03/21
11848	Macquarie Bank Ltd.	Brilliance Chi Euro Wts Jun 2018 A	0.296	18.6800	2018/06/04	34,000,000	2017/03/21
11864	Macquarie Bank Ltd.	Sinopec Corp Euro Put Wts Dec 2017 A	0.306	5.08 per unit	2017/12/04	33,000,000	2017/03/21
11841	Macquarie Bank Ltd.	Geely Auto European Wts Jul 2018 A	0.258	16.8800	2018/07/03	39,000,000	2017/03/21
11809	Macquarie Bank Ltd.	HSBC European Warrants Nov 2017 B	0.257	73.8800	2017/11/02	40,000,000	2017/03/21
11807	Macquarie Bank Ltd.	Kingsoft European Warrants Dec 2017 A	0.250	19.8800	2017/12/04	40,000,000	2017/03/21
11794	Macquarie Bank Ltd.	Tencent European Warrants Oct 2017 D	0.250	315.8800	2017/10/04	40,000,000	2017/03/21
11888	UBS AG	Agricultural Bank European Warrants Oct 2017 A	0.151	3.99 per unit	2017/10/24	70,000,000	2017/03/21
11865	UBS AG	BOCL European Warrants Aug 2017 C	0.151	4.26 per unit	2017/08/24	70,000,000	2017/03/21
11879	UBS AG	Galaxy Ent European Warrants Jun 2017 B	0.153	43.9300	2017/06/23	70,000,000	2017/03/21
11885	UBS AG	Sands China European Warrants Aug 2017 A	0.151	38.4300	2017/08/25	70,000,000	2017/03/21
11961	Credit Suisse AG	R&F Ppt European Warrants Aug 2017 A	0.150	14.3000	2017/08/31	70,000,000	2017/03/22
12103	J P Morgan SP BV	CKH European Put Warrants Oct 2017 A	0.361	87.8700	2017/10/03	60,000,000	2017/03/22
11985	J P Morgan SP BV	HSI European Warrants Mar 2018 A	0.152	25,500 per 8,000 units	2018/03/28	300,000,000	2017/03/22
11981	J P Morgan SP BV	HSI European Put Warrants May 2018 A	0.152	20,500 per 8,000 units	2018/05/30	300,000,000	2017/03/22
11979	J P Morgan SP BV	HSI European Put Warrants Sep 2018 A	0.152	19,600 per 8,000 units	2018/09/27	300,000,000	2017/03/22

Newly listed derivative warrants (continued)

Code	Issuer	Name of issue	Issue prices (HK\$)	Strike level/ Subscription price (HK\$) per 10 units	Subscription/ exercise period	Unit issued on initial listing	Listing date
12101	J P Morgan SP BV	PetroChina European Warrants Aug 2017 A	0.219	6.27 per unit	2017/08/31	100,000,000	2017/03/22
11907	Macquarie Bank Ltd.	China Life European Wts Oct 2017 A	0.500	31.88 per unit	2017/10/04	20,000,000	2017/03/22
11904	Macquarie Bank Ltd.	China Mobile Euro Put Wts Jan 2018 A	0.271	69.8800	2018/01/03	37,000,000	2017/03/22
11957	Macquarie Bank Ltd.	Chi Res Power European Wts Jul 2018 A	0.271	18.8800	2018/07/09	37,000,000	2017/03/22
11917	Macquarie Bank Ltd.	Ping An European Warrants Oct 2017 C	0.385	42.3300	2017/10/04	26,000,000	2017/03/22
11941	Macquarie Bank Ltd.	PSBC European Warrants Dec 2017 A	0.254	5.88 per unit	2017/12/04	40,000,000	2017/03/22
11913	Macquarie Bank Ltd.	Weigao Group European Wts Feb 2020 A	0.250	5.5800	2020/02/18	40,000,000	2017/03/22
12105	UBS AG	China Unicom European Warrants Nov 2017 A	0.150	8.9900	2017/11/28	70,000,000	2017/03/22
12117	UBS AG	Stanchart European Warrants Sep 2017 A	0.412	78.8800	2017/09/21	30,000,000	2017/03/22
12137	BOCI Asia Ltd.	CNOOC European Warrants Sep 2017 B	0.321	10 per unit	2017/09/28	100,000,000	2017/03/23
12119	BOCI Asia Ltd.	Sinopec Corp European Warrants Sep 2017 A	0.252	6.38 per unit	2017/09/28	100,000,000	2017/03/23
12123	BOCI Asia Ltd.	HKEX European Warrants Sep 2017 C	0.346	228.0000	2017/09/25	100,000,000	2017/03/23
12156	BOCI Asia Ltd.	Kingsoft European Warrants Oct 2017 A	0.205	20.2500	2017/10/26	100,000,000	2017/03/23
12136	BOCI Asia Ltd.	PetroChina European Warrants Aug 2017 A	0.183	6.39 per unit	2017/08/23	100,000,000	2017/03/23
12154	BOCI Asia Ltd.	Tencent Holdings European Put Wts Oct 2017 C	0.150	210.98 per 100 units	2017/10/24	100,000,000	2017/03/23
12185	Credit Suisse AG	China Cinda European Warrants Sep 2017 B	0.250	3.98 per unit	2017/09/29	40,000,000	2017/03/23
12178	Credit Suisse AG	China Tel European Warrants Nov 2017 A	0.250	4.40 per unit	2017/11/30	40,000,000	2017/03/23
12181	Credit Suisse AG	Lenovo European Warrants Aug 2017 C	0.150	5.49 per unit	2017/08/31	70,000,000	2017/03/23
12184	Credit Suisse AG	Tencent Holdings European Wts Jul 2017 H	0.315	271.0800	2017/07/03	50,000,000	2017/03/23
12171	J P Morgan SP BV	China Cinda European Warrants Oct 2017 A	0.257	3.68 per unit	2017/10/03	60,000,000	2017/03/23
12170	J P Morgan SP BV	China Unicom European Warrants Oct 2017 A	0.269	12.28 per unit	2017/10/03	100,000,000	2017/03/23
12139	Macquarie Bank Ltd.	China East Air European Wts Feb 2018 A	0.750	6.38 per unit	2018/02/05	14,000,000	2017/03/23
12138	Macquarie Bank Ltd.	SHK Ppt European Warrants Dec 2017 B	0.338	145.0000	2017/12/04	30,000,000	2017/03/23
12141	UBS AG	China Cinda European Warrants Jul 2017 A	0.152	3.89 per unit	2017/07/26	70,000,000	2017/03/23
12147	UBS AG	China Unicom European Warrants Jul 2017 A	0.464	11.39 per unit	2017/07/27	30,000,000	2017/03/23
12157	UBS AG	Tencent Holdings European Warrants Jun 2017 E	0.461	270.9800	2017/06/27	50,000,000	2017/03/23
12161	UBS AG	Tencent Holdings European Put Warrants Sep 2017 A	0.157	213.68 per 100 units	2017/09/29	200,000,000	2017/03/23
12291	BNP Paribas Issuance B.V.	HSI European Wts Sep 2017 D	0.150	25,100 per 6,000 units	2017/09/28	80,000,000	2017/03/24
12320	BNP Paribas Issuance B.V.	HSI European Wts Mar 2018 B	0.160	25,600 per 8,000 units	2018/03/28	80,000,000	2017/03/24
12323	BNP Paribas Issuance B.V.	HSI Euro Put Wts Dec 2017 B	0.290	24,000 per 6,000 units	2017/12/28	80,000,000	2017/03/24
12335	BNP Paribas Issuance B.V.	HSI Euro Put Wts Mar 2018 C	0.250	23,000 per 6,000 units	2018/03/28	80,000,000	2017/03/24
12351	BNP Paribas Issuance B.V.	Tencent Hldgs Eu Wt Apr 2019 A	0.220	288.90 per 100 units	2019/04/02	80,000,000	2017/03/24
12383	Credit Suisse AG	Anhui Conch European Warrants Oct 2017 A	0.250	32.8800	2017/10/03	50,000,000	2017/03/24
12429	Credit Suisse AG	China EB Ltd European Warrants Mar 2018 A	0.250	18.9800	2018/03/29	40,000,000	2017/03/24
12411	Credit Suisse AG	CGS European Warrants Aug 2017 A	0.450	9.39 per unit	2017/08/28	25,000,000	2017/03/24
12385	Credit Suisse AG	CKH Holdings European Warrants Oct 2017 A	0.250	117.3800	2017/10/13	50,000,000	2017/03/24
12406	Credit Suisse AG	HS H-SHARE European Warrants Aug 2017 B	0.150	119.9800	2017/08/03	70,000,000	2017/03/24
12380	Credit Suisse AG	Kingsoft European Warrants Nov 2017 A	0.250	22.3800	2017/11/30	50,000,000	2017/03/24
12378	Credit Suisse AG	PICC European Warrants Sep 2017 A	0.350	15.18 per unit	2017/09/29	30,000,000	2017/03/24
12432	Credit Suisse AG	SHK Ppt European Warrants Aug 2017 C	0.315	130.1000	2017/08/31	35,000,000	2017/03/24
12364	Goldman Sachs SP (Asia)	HSI European Warrants Nov 2017 A	0.150	25,800 per 6,000 units	2017/11/29	200,000,000	2017/03/24
12194	Goldman Sachs SP (Asia)	Tencent European Wt Sep 2017 F	0.150	242 per 100 units	2017/09/28	200,000,000	2017/03/24
12199	Goldman Sachs SP (Asia)	Tencent European Wt Feb 2018 A	0.150	250 per 100 units	2018/02/28	200,000,000	2017/03/24

Newly listed derivative warrants (continued)

Code	Issuer	Name of issue	Issue prices (HK\$)	Strike level/ Subscription price (HK\$) per 10 units	Subscription/ exercise period	Unit issued on initial listing	Listing date
12252	HK Bank	Sunny Optical European Warrants Sep 2017 B	0.400	65.8800	2017/09/29	25,000,000	2017/03/24
12232	HK Bank	Tencent European Warrants Nov 2017 A	0.150	239.08 per 100 units	2017/11/24	100,000,000	2017/03/24
12229	HK Bank	Tencent European Put Warrants Sep 2017 E	0.150	213.68 per 100 units	2017/09/27	80,000,000	2017/03/24
12367	J P Morgan SP BV	Tencent European Warrants Jun 2017 H	0.201	271.0000	2017/06/30	100,000,000	2017/03/24
12285	Macquarie Bank Ltd.	CNBM European Warrants Dec 2017 B	0.400	8.78 per unit	2017/12/04	25,000,000	2017/03/24
12290	Macquarie Bank Ltd.	Samsonite European Warrants May 2018 A	0.437	33.8800	2018/05/16	23,000,000	2017/03/24
12282	Macquarie Bank Ltd.	Tencent European Put Wts Oct 2017 E	0.250	225.88 per 100 units	2017/10/04	40,000,000	2017/03/24
12204	SG Issuer	China Cinda European Warrants Oct 2017 A	0.250	3.69 per unit	2017/10/06	40,000,000	2017/03/24
12258	SG Issuer	China Overseas European Warrants Dec 2017 A	0.250	26.5000	2017/12/05	50,000,000	2017/03/24
12261	SG Issuer	Geely Auto European Warrants Nov 2017 B	0.250	11.7800	2017/11/27	100,000,000	2017/03/24
12214	SG Issuer	Galaxy Ent European Put Warrants Oct 2017 A	0.280	36.0000	2017/10/06	60,000,000	2017/03/24
12273	SG Issuer	HSI European Warrants Dec 2017 D	0.250	24,800 per 8,000 units	2017/12/28	150,000,000	2017/03/24
12216	SG Issuer	Sands China European Put Warrants Oct 2017 A	0.265	32.0000	2017/10/06	60,000,000	2017/03/24
12280	SG Issuer	Tencent European Warrants Jul 2017 H	0.700	238.2000	2017/07/05	20,000,000	2017/03/24
12217	SG Issuer	Tencent European Warrants Oct 2017 F	0.150	242 per 100 units	2017/10/06	200,000,000	2017/03/24
12257	UBS AG	Galaxy Ent European Put Warrants Oct 2017 B	0.293	36.8800	2017/10/06	70,000,000	2017/03/24
12256	UBS AG	Tencent Holdings European Warrants Sep 2017 B	0.151	242 per 100 units	2017/09/22	300,000,000	2017/03/24
12434	BOCI Asia Ltd.	Tencent Holdings European Wts Oct 2017 D	0.150	248.20 per 100 units	2017/10/31	200,000,000	2017/03/27
12592	Credit Suisse AG	China Life European Warrants Dec 2017 A	0.172	29.5000	2017/12/28	80,000,000	2017/03/27
12633	Credit Suisse AG	China Mobile European Warrants Oct 2017 A	0.250	108.8800	2017/10/09	50,000,000	2017/03/27
12594	Credit Suisse AG	Ping An European Put Warrants Oct 2017 B	0.280	42.0800	2017/10/04	50,000,000	2017/03/27
12626	Credit Suisse AG	Sands China European Warrants Oct 2017 A	0.150	43.7000	2017/10/04	70,000,000	2017/03/27
12587	Credit Suisse AG	Sands China European Put Wts Sep 2017 B	0.340	34.5800	2017/09/29	50,000,000	2017/03/27
12584	Credit Suisse AG	Tencent Holdings Euro Put Wts Nov 2017 A	0.250	223 per 100 units	2017/11/03	150,000,000	2017/03/27
12550	J P Morgan SP BV	China Mob European Wts Nov 2017 A	0.253	103.0300	2017/11/02	100,000,000	2017/03/27
12547	J P Morgan SP BV	China Mob European Put Wts Oct 2017 A	0.380	82.8200	2017/10/03	100,000,000	2017/03/27
12528	J P Morgan SP BV	HSI European Put Warrants Nov 2017 B	0.250	23,200 per 7,500 units	2017/11/29	300,000,000	2017/03/27
12564	J P Morgan SP BV	Tencent European Warrants Aug 2018 A	0.150	300 per 100 units	2018/08/01	200,000,000	2017/03/27
12537	J P Morgan SP BV	Tencent European Put Warrants Oct 2017 D	0.151	214 per 100 units	2017/10/04	200,000,000	2017/03/27
12454	Macquarie Bank Ltd.	BOCHK European Warrants May 2018 A	0.250	35.3300	2018/05/03	40,000,000	2017/03/27
12467	Macquarie Bank Ltd.	JNCEC European Warrants Dec 2017 A	0.435	2.98 per unit	2017/12/18	23,000,000	2017/03/27
12450	Macquarie Bank Ltd.	Ping An European Warrants Dec 2017 A	0.251	46.8800	2017/12/04	40,000,000	2017/03/27
12485	SG Issuer	Ch Mob European Warrants Sep 2017 A	0.195	100.9800	2017/09/05	60,000,000	2017/03/27
12489	SG Issuer	CMob European Put Warrants Oct 2017 A	0.350	84.0000	2017/10/06	60,000,000	2017/03/27
12492	SG Issuer	Galaxy Ent European Warrants Nov 2017 A	0.250	53.8800	2017/11/03	60,000,000	2017/03/27
12498	SG Issuer	HSCEI European Put Warrants Nov 2017 A	0.250	10,300 per 4,000 units	2017/11/29	150,000,000	2017/03/27
12505	SG Issuer	HSI European Put Warrants Sep 2017 E	0.250	24,600 per 8,000 units	2017/09/28	150,000,000	2017/03/27
12525	SG Issuer	Kingsoft European Warrants Dec 2017 A	0.250	23.3800	2017/12/05	50,000,000	2017/03/27
12513	UBS AG	China Mobile European Warrants Jul 2017 B	0.262	94.2300	2017/07/26	100,000,000	2017/03/27
12523	UBS AG	Wynn Macau European Warrants Sep 2017 B	0.176	18.9000	2017/09/27	70,000,000	2017/03/27
13576#	Credit Suisse AG	Tencent Holdings European Wts Oct 2017 A	0.104	251.08 per 100 units	2017/10/06	150,000,000	2017/03/27
13897#	Credit Suisse AG	HKEX European Warrants Jul 2017 A	0.027	229 per 100 units	2017/07/18	375,000,000	2017/03/27
12690	BOCI Asia Ltd.	Sunny Optical European Warrants Sep 2017 B	0.360	74.8800	2017/09/29	100,000,000	2017/03/28

Newly listed derivative warrants (continued)

Code	Issuer	Name of issue	Issue prices (HK\$)	Strike level/ Subscription price (HK\$) per 10 units	Subscription/ exercise period	Unit issued on initial listing	Listing date
12666	BNP Paribas Issuance B.V.	Ch Mobile Euro Wts Apr 2018 A	0.490	97.0000	2018/04/04	40,000,000	2017/03/28
12674	BNP Paribas Issuance B.V.	CNOOC European Wts Jan 2018 A	0.480	10.50 per unit	2018/01/03	30,000,000	2017/03/28
12675	BNP Paribas Issuance B.V.	Ch Unicom Euro Wt Jan 2018 B	0.460	12.50 per unit	2018/01/03	40,000,000	2017/03/28
12679	BNP Paribas Issuance B.V.	Lenovo European Wts Apr 2018 A	0.270	5.80 per unit	2018/04/04	40,000,000	2017/03/28
12722	Credit Suisse AG	Ping An European Warrants Sep 2017 B	0.150	53.3500	2017/09/29	70,000,000	2017/03/28
12740	Goldman Sachs SP (Asia)	BYD European Warrants Sep 2017 A	0.250	48.0000	2017/09/28	40,000,000	2017/03/28
12900	J P Morgan SP BV	China Life European Warrants Jul 2017 C	0.277	29.92 per unit	2017/07/03	100,000,000	2017/03/28
12796	J P Morgan SP BV	China Life European Warrants Dec 2017 E	0.151	28.0000	2017/12/11	100,000,000	2017/03/28
12786	J P Morgan SP BV	HSI European Warrants Dec 2017 A	0.251	26,000 per 6,300 units	2017/12/28	300,000,000	2017/03/28
12814	J P Morgan SP BV	ICBC European Warrants Nov 2017 A	0.153	6.03 per unit	2017/11/01	100,000,000	2017/03/28
12797	J P Morgan SP BV	Tencent European Warrants Sep 2017 E	0.277	287.8700	2017/09/01	100,000,000	2017/03/28
12824	J P Morgan SP BV	Tracker Fund European Warrants Aug 2018 A	0.253	26.0000	2018/08/01	100,000,000	2017/03/28
12830	J P Morgan SP BV	Tracker Fund European Put Warrants Aug18B	0.251	23.5000	2018/08/01	100,000,000	2017/03/28
12680	Macquarie Bank Ltd.	BBMG European Warrants Dec 2017 A	0.589	5.08 per unit	2017/12/18	17,000,000	2017/03/28
12641	Macquarie Bank Ltd.	China Mobile European Wts Oct 2017 A	0.363	99.9900	2017/10/04	28,000,000	2017/03/28
12686	Macquarie Bank Ltd.	GCL-Poly Energy European Wts Oct 2018 A	0.250	1.28 per unit	2018/10/02	40,000,000	2017/03/28
12696	SG Issuer	HSBC European Put Warrants Sep 2017 C	0.190	58.8300	2017/09/05	80,000,000	2017/03/28
12650	SG Issuer	Ping An European Put Warrants Oct 2017 B	0.250	41.5000	2017/10/06	100,000,000	2017/03/28
12655	SG Issuer	Tencent European Warrants Sep 2017 B	0.155	232 per 100 units	2017/09/05	200,000,000	2017/03/28
12899	UBS AG	AIA European Warrants Sep 2017 A	0.201	55.2300	2017/09/22	100,000,000	2017/03/28
12846	UBS AG	BOCL European Warrants Sep 2017 A	0.151	4.49 per unit	2017/09/22	70,000,000	2017/03/28
12832	UBS AG	CC Bank European Warrants Nov 2017 A	0.183	7.51 per unit	2017/11/27	70,000,000	2017/03/28
12867	UBS AG	China Life European Warrants Dec 2017 A	0.174	29.5300	2017/12/20	100,000,000	2017/03/28
12890	UBS AG	China Life European Put Warrants Nov 2017 A	0.174	23.1800	2017/11/24	70,000,000	2017/03/28
12836	UBS AG	ICBC European Warrants Oct 2017 B	0.155	6.03 per unit	2017/10/26	70,000,000	2017/03/28
12863	UBS AG	Ping An European Warrants Sep 2017 B	0.151	53.3800	2017/09/27	100,000,000	2017/03/28
12886	UBS AG	Ping An European Put Warrants Sep 2017 C	0.338	41.8800	2017/09/27	70,000,000	2017/03/28
13003	Credit Suisse AG	Tencent Holdings European Wts Jul 2017 I	0.340	286.0800	2017/07/31	40,000,000	2017/03/29
12916	Credit Suisse AG	Tencent Holdings European Wts Oct 2017 D	0.150	248.20 per 100 units	2017/10/31	150,000,000	2017/03/29
12982	HK Bank	CKP European Warrants Oct 2017 A	0.250	56.8800	2017/10/04	40,000,000	2017/03/29
12989	HK Bank	China Life European Warrants Oct 2017 C	0.150	26.8000	2017/10/27	100,000,000	2017/03/29
12984	HK Bank	Galaxy Ent European Warrants Oct 2017 A	0.250	45.8800	2017/10/31	50,000,000	2017/03/29
12987	HK Bank	HKEX European Warrants Feb 2018 A	0.150	219.08 per 100 units	2018/02/28	100,000,000	2017/03/29
13002	HK Bank	HSI European Put Warrants Aug 2017 C	0.150	24,288 per 10,000 units	2017/08/30	180,000,000	2017/03/29
12994	HK Bank	Tencent European Warrants Jul 2018 A	0.150	300.18 per 100 units	2018/07/27	150,000,000	2017/03/29
12952	Macquarie Bank Ltd.	Henderson Land Dev Euro Wts Mar 2018 A	0.297	58.8800	2018/03/02	34,000,000	2017/03/29
12965	Macquarie Bank Ltd.	PetroChina European Wts Nov 2017 A	0.589	5.78 per unit	2017/11/02	17,000,000	2017/03/29
12932	SG Issuer	HSI European Warrants Jan 2018 B	0.250	25,000 per 8,000 units	2018/01/30	150,000,000	2017/03/29
12941	SG Issuer	HSI European Warrants Apr 2018 A	0.250	26,200 per 8,000 units	2018/04/27	150,000,000	2017/03/29
13004	BOCI Asia Ltd.	HSBC European Warrants Sep 2017 C	0.151	68.9300	2017/09/26	200,000,000	2017/03/30
13011	BOCI Asia Ltd.	Ping An European Put Warrants Oct 2017 B	0.250	39.8800	2017/10/30	100,000,000	2017/03/30
13027	Credit Suisse AG	BYD European Warrants Oct 2017 A	0.300	52.8800	2017/10/03	35,000,000	2017/03/30
13023	Credit Suisse AG	HKEX European Warrants Feb 2018 A	0.150	219.08 per 100 units	2018/02/26	150,000,000	2017/03/30

Newly listed derivative warrants (continued)

Code	Issuer	Name of issue	Issue prices (HK\$)	Strike level/ Subscription price (HK\$) per 10 units	Subscription/ exercise period	Unit issued on initial listing	Listing date
13021	Credit Suisse AG	WH Group European Warrants Oct 2017 A	0.500	8.78 per unit	2017/10/03	20,000,000	2017/03/30
13036	J P Morgan SP BV	Henderson Land Dev European Wt Jan 2018 A	0.251	56.5600	2018/01/03	60,000,000	2017/03/30
13013	Macquarie Bank Ltd.	CC Bank European Warrants Oct 2017 A	0.427	6.45 per unit	2017/10/04	24,000,000	2017/03/30
13014	Macquarie Bank Ltd.	CC Bank European Put Wts Nov 2017 A	0.484	5.98 per unit	2017/11/02	21,000,000	2017/03/30
13016	Macquarie Bank Ltd.	Geely Auto European Wts Oct 2017 B	1.926	12.38 per unit	2017/10/04	6,000,000	2017/03/30
13028	Macquarie Bank Ltd.	Haitong Sec European Wts Sep 2018 A	0.250	15.3300	2018/09/04	40,000,000	2017/03/30
13020	SG Issuer	CKH European Warrants Oct 2017 A	0.250	115.0000	2017/10/06	40,000,000	2017/03/30
13034	UBS AG	Sinopec Corp European Warrants Jul 2017 B	0.150	7.29 per unit	2017/07/26	70,000,000	2017/03/30
13029	UBS AG	PetroChina European Warrants Jun 2017 C	0.253	6.01 per unit	2017/06/30	40,000,000	2017/03/30
13111	BOCI Asia Ltd.	China Mobile European Warrants Sep 2017 A	0.316	90.4300	2017/09/29	100,000,000	2017/03/31
13127	Credit Suisse AG	China Mobile European Warrants Aug 2017 A	0.150	96.9300	2017/08/14	70,000,000	2017/03/31
13077	Haitong Int'l Sec	China Life European Warrants Aug 2017 A	0.170	24.5300	2017/08/29	60,000,000	2017/03/31
13057	Haitong Int'l Sec	Geely Auto European Warrants Nov 2017 A	0.230	11.8000	2017/11/20	100,000,000	2017/03/31
13088	Haitong Int'l Sec	Ping An European Warrants Sep 2017 B	0.167	47.5500	2017/09/26	60,000,000	2017/03/31
13128	J P Morgan SP BV	AAC Tech European Warrants Oct 2018 A	0.252	112.12 per 100 units	2018/10/03	100,000,000	2017/03/31
13137	J P Morgan SP BV	GAC European Warrants Dec 2017 A	0.150	15.6800	2017/12/22	100,000,000	2017/03/31
13047	Macquarie Bank Ltd.	AAC Tech European Wts Apr 2019 A	0.250	118.88 per 100 units	2019/04/16	40,000,000	2017/03/31
13125	Macquarie Bank Ltd.	AIA European Warrants Nov 2017 A	0.200	58.8800	2017/11/02	50,000,000	2017/03/31
13124	Macquarie Bank Ltd.	AIA European Put Warrants Sep 2017 A	0.239	45.5000	2017/09/04	42,000,000	2017/03/31
13051	Macquarie Bank Ltd.	Kingsoft European Warrants Nov 2017 A	0.250	24.8800	2017/11/02	40,000,000	2017/03/31
13138	BOCI Asia Ltd.	Tencent Holdings European Wts Nov 2017 A	0.154	239.08 per 100 units	2017/11/27	200,000,000	2017/04/03
13164	Credit Suisse AG	AAC Tech European Warrants Aug 2018 A	0.250	110.88 per 100 units	2018/08/31	100,000,000	2017/04/03
13182	Credit Suisse AG	Ch Overseas European Warrants Dec 2017 B	0.150	25.0500	2017/12/22	70,000,000	2017/04/03
13194	Credit Suisse AG	Galaxy Ent European Warrants Aug 2017 A	0.230	45.0500	2017/08/28	50,000,000	2017/04/03
13160	HK Bank	AAC Tech European Warrants Feb 2018 A	0.150	102.98 per 100 units	2018/02/28	80,000,000	2017/04/03
13154	HK Bank	Kingsoft European Warrants Oct 2017 A	0.250	23.8800	2017/10/31	40,000,000	2017/04/03
13267	J P Morgan SP BV	CITIC Bank European Warrants Sep 2017 A	0.168	5.68 per unit	2017/09/04	100,000,000	2017/04/03
13271	J P Morgan SP BV	CKI Holdings European Warrants Dec 2017 A	0.251	70.7000	2017/12/29	60,000,000	2017/04/03
13251	J P Morgan SP BV	China Mob European Wts Aug 2017 B	0.167	94.2300	2017/08/01	100,000,000	2017/04/03
13196	J P Morgan SP BV	Ch Overseas European Warrants Dec 2017 A	0.156	25.0000	2017/12/29	100,000,000	2017/04/03
13259	J P Morgan SP BV	HSBC European Warrants Oct 2017 B	0.251	65.6500	2017/10/03	100,000,000	2017/04/03
13273	J P Morgan SP BV	HSI European Warrants Sep 2017 C	0.154	25,100 per 6,000 units	2017/09/28	300,000,000	2017/04/03
13264	J P Morgan SP BV	Kingsoft European Warrants Jan 2018 A	0.253	24.2400	2018/01/02	60,000,000	2017/04/03
13272	J P Morgan SP BV	PWR Assets European Warrants Dec 2017 A	0.252	71.7100	2017/12/29	60,000,000	2017/04/03
13195	UBS AG	China Overseas European Warrants Dec 2017 A	0.150	27.0300	2017/12/22	70,000,000	2017/04/03
13352	Credit Suisse AG	Brilliance Chi European Wts Dec 2017 A	0.250	16.4800	2017/12/29	50,000,000	2017/04/05
13368	Credit Suisse AG	Tencent Holdings European Wts Jul 2018 A	0.150	300.20 per 100 units	2018/07/27	150,000,000	2017/04/05
13320	HK Bank	AIA European Put Warrants Oct 2017 A	0.250	46.8800	2017/10/04	40,000,000	2017/04/05
13341	HK Bank	Galaxy Ent European Put Warrants Sep 2017 A	0.200	37.3200	2017/09/26	60,000,000	2017/04/05
13325	HK Bank	HKEX European Warrants May 2018 A	0.150	228.20 per 100 units	2018/05/31	100,000,000	2017/04/05
13333	HK Bank	HSCEI European Put Warrants Nov 2017 A	0.200	10,250 per 4,000 units	2017/11/29	150,000,000	2017/04/05
13327	HK Bank	HSI European Warrants Mar 2018 A	0.150	25,488 per 8,000 units	2018/03/28	150,000,000	2017/04/05
13343	HK Bank	Sands China European Put Warrants Sep 2017 B	0.200	31.9500	2017/09/27	60,000,000	2017/04/05

Newly listed derivative warrants (continued)

Code	Issuer	Name of issue	Issue prices (HK\$)	Strike level/ Subscription price (HK\$) per 10 units	Subscription/ exercise period	Unit issued on initial listing	Listing date
13373	J P Morgan SP BV	CSDC European Warrants Jan 2018 A	0.254	2 per unit	2018/01/03	60,000,000	2017/04/05
13370	J P Morgan SP BV	Galaxy Ent European Put Wts Nov 2017 B	0.277	40.4000	2017/11/02	100,000,000	2017/04/05
13371	J P Morgan SP BV	Melco Int'l Dev European Wts Apr 2018 A	0.251	16.1600	2018/04/06	60,000,000	2017/04/05
13377	J P Morgan SP BV	Ping An European Put Warrants Oct 2017 A	0.256	41.4100	2017/10/06	100,000,000	2017/04/05
13337	Macquarie Bank Ltd.	Bank of EA European Wts Feb 2018 A	0.262	38.8800	2018/02/02	40,000,000	2017/04/05
13280	Macquarie Bank Ltd.	Chinasoft Int'l European Wt Mar 2018 A	0.718	5.88 per unit	2018/03/12	14,000,000	2017/04/05
13338	Macquarie Bank Ltd.	Chow Tai Fook European Wts Jul 2019 A	0.250	9.1800	2019/07/04	40,000,000	2017/04/05
13295	Macquarie Bank Ltd.	Sino Biopharm European Wts Jan 2020 A	0.250	7.8800	2020/01/16	40,000,000	2017/04/05
13307	UBS AG	Galaxy Ent European Put Warrants Aug 2017 A	0.150	34.7300	2017/08/31	70,000,000	2017/04/05
13407	Haitong Int'l Sec	HSI European Warrants Sep 2017 C	0.152	25,000 per 6,000 units	2017/09/28	200,000,000	2017/04/06
13410	Haitong Int'l Sec	HSI European Warrants Nov 2017 A	0.150	25,700 per 6,000 units	2017/11/29	200,000,000	2017/04/06
13391	Haitong Int'l Sec	HSI European Warrants Jan 2018 B	0.172	24,500 per 8,000 units	2018/01/30	200,000,000	2017/04/06
13409	Haitong Int'l Sec	HSI European Warrants Mar 2018 B	0.157	25,500 per 8,000 units	2018/03/28	200,000,000	2017/04/06
13416	Haitong Int'l Sec	HSI European Put Warrants Aug 2017 B	0.155	24,400 per 10,000 units	2017/08/30	200,000,000	2017/04/06
13414	Haitong Int'l Sec	HSI European Put Warrants Sep 2017 D	0.222	23,688 per 6,000 units	2017/09/28	200,000,000	2017/04/06
13418	Macquarie Bank Ltd.	Goldwind European Warrants Jun 2018 A	0.334	15.8800	2018/06/19	30,000,000	2017/04/06
13424	UBS AG	Lenovo European Warrants Jul 2017 C	0.206	5.56 per unit	2017/07/05	50,000,000	2017/04/06
13422	UBS AG	SHK Ppt European Put Warrants Oct 2017 B	0.334	100.0000	2017/10/11	30,000,000	2017/04/06
13462	Credit Suisse AG	Galaxy Ent European Put Wts Oct 2017 B	0.260	38.8800	2017/10/06	50,000,000	2017/04/07
13460	Credit Suisse AG	SMIC European Warrants Mar 2018 A	0.250	10.0800	2018/03/29	60,000,000	2017/04/07
13440	HK Bank	Evergrande European Warrants Oct 2017 A	0.400	8.28 per unit	2017/10/31	30,000,000	2017/04/07
13441	HK Bank	Sands China European Warrants Oct 2017 A	0.250	38.8800	2017/10/31	40,000,000	2017/04/07
13432	Macquarie Bank Ltd.	R&F Ppt European Warrants Dec 2017 A	1.031	16.18 per unit	2017/12/04	10,000,000	2017/04/07
13442	Macquarie Bank Ltd.	HSBC European Put Warrants Nov 2017 C	0.380	58.8800	2017/11/02	27,000,000	2017/04/07
13456	Macquarie Bank Ltd.	PetroChina European Put Wts Nov 2017 B	0.500	5.51 per unit	2017/11/02	20,000,000	2017/04/07
13458	SG Issuer	Ch Mob European Warrants Oct 2017 B	0.255	91.8800	2017/10/06	60,000,000	2017/04/07
13434	SG Issuer	Li & Fung European Warrants Dec 2017 A	0.490	3.60 per unit	2017/12/05	25,000,000	2017/04/07
13467	UBS AG	HKEX European Put Warrants Oct 2017 A	0.150	188.78 per 100 units	2017/10/03	100,000,000	2017/04/07
13469	BOCI Asia Ltd.	CC Bank European Warrants Oct 2017 A	0.201	7.08 per unit	2017/10/24	100,000,000	2017/04/10
13480	BNP Paribas Issuance B.V.	Ch Railway Euro Wts Dec 2017 B	0.430	8.50 per unit	2017/12/04	80,000,000	2017/04/10
13471	Macquarie Bank Ltd.	China Unicom European Wts Mar 2018 A	0.500	15 per unit	2018/03/02	20,000,000	2017/04/10
13478	Macquarie Bank Ltd.	GAC European Put Warrants May 2018 A	0.250	10.5800	2018/05/02	40,000,000	2017/04/10
13496	BOCI Asia Ltd.	AAC Tech European Warrants Feb 2018 A	0.150	102.98 per 100 units	2018/02/28	100,000,000	2017/04/11
13493	BOCI Asia Ltd.	Evergrande European Warrants Oct 2017 A	0.620	8.38 per unit	2017/10/16	20,000,000	2017/04/11
13504	BOCI Asia Ltd.	Galaxy Ent European Warrants Oct 2017 A	0.280	49.8800	2017/10/06	100,000,000	2017/04/11
13505	BOCI Asia Ltd.	Sands China European Warrants Nov 2017 A	0.201	41.4500	2017/11/27	100,000,000	2017/04/11
13539	Credit Suisse AG	Sinopec Corp European Warrants Oct 2017 A	0.250	7.18 per unit	2017/10/31	50,000,000	2017/04/11
13531	Credit Suisse AG	Kingsoft European Warrants Dec 2017 A	0.250	26.4800	2017/12/08	50,000,000	2017/04/11
13528	Credit Suisse AG	Lenovo European Warrants Sep 2017 A	0.250	5.89 per unit	2017/09/29	50,000,000	2017/04/11
13515	Haitong Int'l Sec	BBMG European Warrants Dec 2018 A	0.253	5.3800	2018/12/31	150,000,000	2017/04/11
13485	Haitong Int'l Sec	China Mobile European Warrants Jul 2017 A	0.151	94.2280	2017/07/26	100,000,000	2017/04/11
13482	Haitong Int'l Sec	Galaxy Ent European Put Warrants Sep 17B	0.200	36.8600	2017/09/29	100,000,000	2017/04/11
13483	Haitong Int'l Sec	Tencent European Put Warrants Oct 2017 C	0.150	210.88 per 100 units	2017/10/26	150,000,000	2017/04/11

Newly listed derivative warrants (continued)

Code	Issuer	Name of issue	Issue prices (HK\$)	Strike level/ Subscription price (HK\$) per 10 units	Subscription/ exercise period	Unit issued on initial listing	Listing date
13492	Macquarie Bank Ltd.	Lenovo European Put Warrants Dec 2017A	0.528	4.58 per unit	2017/12/04	19,000,000	2017/04/11
13486	Macquarie Bank Ltd.	Tencent European Warrants Nov 2017 A	0.455	300.8800	2017/11/02	22,000,000	2017/04/11
13522	UBS AG	BOC HK European Warrants Jan 2018 A	0.174	35.7300	2018/01/24	60,000,000	2017/04/11
13523	UBS AG	GAC European Warrants Dec 2017 A	0.250	14.7800	2017/12/28	40,000,000	2017/04/11
13524	UBS AG	KECL European Warrants Oct 2017 A	0.500	8.88 per unit	2017/10/16	20,000,000	2017/04/11
13559	BNP Paribas Issuance B.V.	CKP European Wts Jan 2018 A	0.250	63.0000	2018/01/03	40,000,000	2017/04/12
13558	BNP Paribas Issuance B.V.	Sinopec Corp Eu Wts Nov 2017 A	0.250	6.90 per unit	2017/11/02	40,000,000	2017/04/12
13557	BNP Paribas Issuance B.V.	China Tel Euro Wts Apr 2018 A	0.250	4.60 per unit	2018/04/04	40,000,000	2017/04/12
13561	BNP Paribas Issuance B.V.	Galaxy Ent Euro Wts May 2018 A	0.250	55.0000	2018/05/03	40,000,000	2017/04/12
13542	BNP Paribas Issuance B.V.	HKEX European Wts Feb 2018 A	0.150	200 per 100 units	2018/02/02	80,000,000	2017/04/12
13541	BNP Paribas Issuance B.V.	Tencent Hldgs Eu Wt Apr 2019 B	0.250	268 per 100 units	2019/04/02	80,000,000	2017/04/12
13604	Credit Suisse AG	Lenovo European Warrants Oct 2017 A	0.250	6.48 per unit	2017/10/11	50,000,000	2017/04/12
13593	Haitong Int'l Sec	China Shenhua European Warrants Dec 17 B	0.253	21.2800	2017/12/29	100,000,000	2017/04/12
13568	Haitong Int'l Sec	China Telecom European Warrants Jan 18 A	0.250	4.48 per unit	2018/01/31	100,000,000	2017/04/12
13563	Haitong Int'l Sec	Jiangxi Copper European Warrants Dec 17C	0.158	13.4000	2017/12/01	150,000,000	2017/04/12
13584	Haitong Int'l Sec	Lenovo European Warrants Aug 2017 C	0.210	6.01 per unit	2017/08/30	100,000,000	2017/04/12
13592	Haitong Int'l Sec	Sihuan Pharm European Warrants Jun 2018A	0.790	3.88 per unit	2018/06/29	50,000,000	2017/04/12
13632	J P Morgan SP BV	CC Bank European Wts Aug 2017 C	0.209	6.49 per unit	2017/08/31	100,000,000	2017/04/12
13658	J P Morgan SP BV	Sinopec Corp Eu Put Wt Oct 2017 A	0.251	5.80 per unit	2017/10/31	100,000,000	2017/04/12
13665	J P Morgan SP BV	Lenovo European Warrants Nov 2017 A	0.251	6.38 per unit	2017/11/03	100,000,000	2017/04/12
13602	Macquarie Bank Ltd.	HKEX European Warrants Nov 2017 A	0.279	265.8800	2017/11/02	36,000,000	2017/04/12
13625	UBS AG	Anhui Conch European Warrants Sep 2017 A	0.175	32.9300	2017/09/26	70,000,000	2017/04/12
13605	UBS AG	Ch Comm Cons European Warrants Oct 2017 A	0.673	13.98 per unit	2017/10/11	15,000,000	2017/04/12
13624	UBS AG	Evergrande European Warrants Oct 2017 A	0.862	8.68 per unit	2017/10/11	20,000,000	2017/04/12
13621	UBS AG	Sands China European Put Warrants Sep 2017 A	0.185	31.9500	2017/09/27	70,000,000	2017/04/12
13672	BOCI Asia Ltd.	CKP European Warrants Oct 2017 A	0.168	60.0500	2017/10/04	100,000,000	2017/04/13
13669	BOCI Asia Ltd.	Kingsoft European Warrants Oct 2017 B	0.250	24.2500	2017/10/31	100,000,000	2017/04/13
13668	BOCI Asia Ltd.	Lenovo European Warrants Aug 2017 B	0.150	6.39 per unit	2017/08/31	80,000,000	2017/04/13
13755	BNP Paribas Issuance B.V.	Ch Shenhua Euro Wts Jan 2018 A	0.270	21.0000	2018/01/03	60,000,000	2017/04/13
13746	BNP Paribas Issuance B.V.	Geely Auto Euro Wts Dec 2017 A	0.200	11.8000	2017/12/04	100,000,000	2017/04/13
13738	BNP Paribas Issuance B.V.	Geely Auto Euro Wts Mar 2018 A	0.230	12.0000	2018/03/02	100,000,000	2017/04/13
13678	HK Bank	Anhui Conch European Warrants Sep 2017 A	0.180	30.9300	2017/09/29	60,000,000	2017/04/13
13677	HK Bank	CNOOC European Warrants Oct 2017 A	0.280	10.38 per unit	2017/10/31	40,000,000	2017/04/13
13679	HK Bank	Foxconn European Warrants Oct 2017 A	0.250	3 per unit	2017/10/31	40,000,000	2017/04/13
13675	HK Bank	Geely Auto European Warrants Dec 2017 E	0.250	12.4800	2017/12/29	150,000,000	2017/04/13
13766	J P Morgan SP BV	China Tel European Warrants Dec 2017 A	0.166	4.40 per unit	2017/12/01	80,000,000	2017/04/13
13762	J P Morgan SP BV	NCI European Warrants Dec 2017 A	0.255	42.4200	2017/12/04	60,000,000	2017/04/13
13736	Macquarie Bank Ltd.	CNOOC European Warrants Apr 2018 A	0.500	12.33 per unit	2018/04/04	24,000,000	2017/04/13
13724	Macquarie Bank Ltd.	Galaxy Ent European Wts Dec 2017 A	0.250	53.8800	2017/12/04	40,000,000	2017/04/13
13737	Macquarie Bank Ltd.	Tencent European Put Wts Nov 2017 B	0.500	180.8800	2017/11/02	20,000,000	2017/04/13
13820	Credit Suisse AG	Geely Auto European Warrants Nov 2017 A	0.190	11.8000	2017/11/20	100,000,000	2017/04/18
13795	HK Bank	CAM CSI300 European Warrants Aug 2017 A	0.150	43.4800	2017/08/31	80,000,000	2017/04/18
13793	HK Bank	CITIC Bank European Warrants Oct 2017 A	0.250	5.38 per unit	2017/10/31	40,000,000	2017/04/18

Newly listed derivative warrants (continued)

Code	Issuer	Name of issue	Issue prices (HK\$)	Strike level/ Subscription price (HK\$) per 10 units	Subscription/ exercise period	Unit issued on initial listing	Listing date
13794	HK Bank	Evergrande European Warrants Apr 2018 A	0.150	9.0100	2018/04/26	100,000,000	2017/04/18
13792	Haitong Int'l Sec	CC Bank European Warrants Aug 2017 A	0.170	6.49 per unit	2017/08/24	100,000,000	2017/04/18
13771	Haitong Int'l Sec	HKEX European Warrants May 2018 A	0.150	228.20 per 100 units	2018/05/30	250,000,000	2017/04/18
13784	Haitong Int'l Sec	Tencent European Warrants Jul 2018 A	0.150	300 per 100 units	2018/07/30	150,000,000	2017/04/18
13796	Haitong Int'l Sec	Tencent European Put Warrants Oct 2017 D	0.150	213.88 per 100 units	2017/10/03	150,000,000	2017/04/18
13819	Macquarie Bank Ltd.	BYD European Put Warrants Dec 2017 A	0.557	41.8800	2017/12/04	18,000,000	2017/04/18
13817	Macquarie Bank Ltd.	Foxconn European Warrants Jan 2018 A	0.358	2.98 per unit	2018/01/03	28,000,000	2017/04/18
13797	Macquarie Bank Ltd.	SUNAC European Warrants Oct 2018 A	0.250	15.0800	2018/10/18	40,000,000	2017/04/18
13831	UBS AG	CC Bank European Warrants Aug 2017 C	0.150	6.49 per unit	2017/08/24	70,000,000	2017/04/18
13829	UBS AG	Galaxy Ent European Warrants Jul 2017 A	0.205	46.9300	2017/07/27	50,000,000	2017/04/18
13834	UBS AG	PetroChina European Warrants Sep 2017 A	0.152	6.61 per unit	2017/09/26	70,000,000	2017/04/18
13950	Credit Suisse AG	BOCL European Warrants Jan 2018 A	0.250	4.08 per unit	2018/01/30	50,000,000	2017/04/19
13955	Credit Suisse AG	CC Bank European Warrants Sep 2017 A	0.200	6.69 per unit	2017/09/22	50,000,000	2017/04/19
13975	Credit Suisse AG	CKP European Warrants Oct 2017 A	0.250	62.2800	2017/10/30	40,000,000	2017/04/19
13967	Credit Suisse AG	PetroChina European Warrants Oct 2017 A	0.200	6.51 per unit	2017/10/04	50,000,000	2017/04/19
13882	HK Bank	HSCEI European Put Warrants Dec 2017 C	0.150	9,458 per 4,000 units	2017/12/28	150,000,000	2017/04/19
13878	HK Bank	China Vanke European Warrants Dec 2017 A	0.250	23.3800	2017/12/29	40,000,000	2017/04/19
13977	J P Morgan SP BV	Sinopec Corp European Warrants Dec 2017 A	0.258	7.35 per unit	2017/12/04	100,000,000	2017/04/19
13987	J P Morgan SP BV	KECL European Warrants Nov 2017 A	0.266	9.35 per unit	2017/11/01	40,000,000	2017/04/19
13976	J P Morgan SP BV	Tencent European Warrants Jul 2017 E	0.444	250.9000	2017/07/31	100,000,000	2017/04/19
13848	Macquarie Bank Ltd.	CITIC Sec European Warrants Aug 2018 A	0.250	18.3800	2018/08/02	40,000,000	2017/04/19
13884	Macquarie Bank Ltd.	China Life European Wts Nov 2017 A	2.000	23.88 per unit	2017/11/02	5,000,000	2017/04/19
13850	Macquarie Bank Ltd.	CRRC European Warrants Jul 2018 A	1.304	9.18 per unit	2018/07/04	8,000,000	2017/04/19
13837	Macquarie Bank Ltd.	Huadian Fuxin European Warrants May18A	0.369	1.98 per unit	2018/05/15	28,000,000	2017/04/19
13895	Macquarie Bank Ltd.	MTRC European Warrants Mar 2018 A	0.250	50.8800	2018/03/02	40,000,000	2017/04/19
13899	Macquarie Bank Ltd.	PICC P&C European Warrants Dec 2017 A	0.557	14.33 per unit	2017/12/04	18,000,000	2017/04/19
13886	Macquarie Bank Ltd.	Tencent European Warrants Nov 2017 C	0.836	270.8800	2017/11/02	12,000,000	2017/04/19
13853	Macquarie Bank Ltd.	China Vanke European Wts Jan 2018 A	0.250	25.0800	2018/01/03	40,000,000	2017/04/19
13863	SG Issuer	CNOOC European Warrants Oct 2017 B	0.250	11.30 per unit	2017/10/06	40,000,000	2017/04/19
13930	SG Issuer	CSOP A50 ETF European Warrants Oct 2017 A	0.350	12.50 per unit	2017/10/06	30,000,000	2017/04/19
13940	SG Issuer	A50 China European Warrants Nov 2017 A	0.440	12 per unit	2017/11/03	30,000,000	2017/04/19
13875	SG Issuer	Petch European Warrants Nov 2017 A	0.250	6.80 per unit	2017/11/03	60,000,000	2017/04/19
13944	SG Issuer	Tracker Fund European Warrants Aug 2018 A	0.150	26.0500	2018/08/03	100,000,000	2017/04/19
13926	UBS AG	Evergrande European Warrants Apr 2018 A	0.150	9.0100	2018/04/26	100,000,000	2017/04/19
13920	UBS AG	HSBC European Warrants Aug 2017 C	0.163	66.9300	2017/08/30	100,000,000	2017/04/19
13922	UBS AG	HS H-SHARE European Warrants Dec 2017 A	0.292	118.0000	2017/12/29	50,000,000	2017/04/19
13909	UBS AG	Haitong Sec European Warrants Aug 2018 A	0.250	15.4800	2018/08/20	70,000,000	2017/04/19
13916	UBS AG	Sands China European Warrants Sep 2017 B	0.151	45.0500	2017/09/26	70,000,000	2017/04/19
13917	UBS AG	Zijin Mining European Warrants Dec 2017 A	0.336	3.68 per unit	2017/12/29	30,000,000	2017/04/19
14037	BNP Paribas Issuance B.V.	Agricultural Bank Eu Wt Dec17A	0.160	3.95 per unit	2017/12/04	80,000,000	2017/04/20
14031	BNP Paribas Issuance B.V.	CITIC Sec Euro Wts Dec 2017 B	0.150	17.0000	2017/12/04	80,000,000	2017/04/20
14022	BNP Paribas Issuance B.V.	Evergrande Euro Wts May 2018 A	0.160	9.0000	2018/05/03	120,000,000	2017/04/20
14045	BNP Paribas Issuance B.V.	HSI European Wts Jun 2018 A	0.300	24,200 per 6,000 units	2018/06/28	80,000,000	2017/04/20

Newly listed derivative warrants (continued)

Code	Issuer	Name of issue	Issue prices (HK\$)	Strike level/ Subscription price (HK\$) per 10 units	Subscription/ exercise period	Unit issued on initial listing	Listing date
14050	BNP Paribas Issuance B.V.	HSI Euro Put Wts Feb 2018 A	0.280	23,500 per 6,000 units	2018/02/27	80,000,000	2017/04/20
14035	BNP Paribas Issuance B.V.	Haitong Sec Eu Wts Dec 2017 A	0.650	15 per unit	2017/12/04	40,000,000	2017/04/20
14023	BNP Paribas Issuance B.V.	SUNAC European Warrants Oct18A	0.260	13.0000	2018/10/03	100,000,000	2017/04/20
14080	Credit Suisse AG	Henderson Land European Warrants Dec 17 A	0.250	57.8800	2017/12/29	40,000,000	2017/04/20
13998	HK Bank	China Shenhua European Warrants Oct 2017 A	0.150	20.4300	2017/10/24	80,000,000	2017/04/20
14092	J P Morgan SP BV	CSOP A50 ETF European Warrants Aug 2017 A	0.169	12.42 per unit	2017/08/01	60,000,000	2017/04/20
14087	J P Morgan SP BV	A50 China European Warrants Sep 2017 A	0.229	12 per unit	2017/09/01	60,000,000	2017/04/20
14052	Macquarie Bank Ltd	Skyworth Digital European Wts Mar 2018 A	1.000	5.58 per unit	2018/03/16	10,000,000	2017/04/20
14062	SG Issuer	Evergrande European Warrants May 2018 A	0.150	9.0100	2018/05/04	100,000,000	2017/04/20
14014	SG Issuer	Evergrande European Warrants Jun 2018 A	0.250	7.4000	2018/06/05	100,000,000	2017/04/20
13997	SG Issuer	KECL European Warrants Nov 2017 A	0.720	8.18 per unit	2017/11/03	14,000,000	2017/04/20
14021	SG Issuer	PICC P&C European Warrants Nov 2017 A	0.840	12.68 per unit	2017/11/03	12,000,000	2017/04/20
14079	UBS AG	AAC Tech European Warrants Feb 2018 A	0.150	102.98 per 100 units	2018/02/26	70,000,000	2017/04/20
14078	UBS AG	CAM CSI300 European Warrants Aug 2017 A	0.150	43.4800	2017/08/28	70,000,000	2017/04/20
14077	UBS AG	CSOP A50 ETF European Warrants Aug 2017 A	0.192	13.15 per unit	2017/08/25	70,000,000	2017/04/20
14068	UBS AG	A50 China European Warrants Aug 2017 A	0.161	12.90 per unit	2017/08/29	70,000,000	2017/04/20
14095	BOCI Asia Ltd.	China Mobile European Warrants Oct 2017 A	0.250	95.0000	2017/10/23	100,000,000	2017/04/21
14208	Credit Suisse AG	China Mobile European Warrants Oct 2017 B	0.190	91.9300	2017/10/04	70,000,000	2017/04/21
14217	Credit Suisse AG	HSBC European Wts Aug 2017 C	0.150	66.9300	2017/08/30	100,000,000	2017/04/21
14221	Credit Suisse AG	New World Dev European Wts Aug 2017 A	0.335	10.38 per unit	2017/08/02	30,000,000	2017/04/21
14220	Credit Suisse AG	Tencent Holdings European Wts Nov 2017 B	0.150	239.08 per 100 units	2017/11/28	150,000,000	2017/04/21
14232	Credit Suisse AG	Yanzhou Coal European Warrants Nov 2017 A	0.550	8.98 per unit	2017/11/02	20,000,000	2017/04/21
14274	Goldman Sachs SP (Asia)	BOCL European Warrants Sep 2017 C	0.150	3.89 per unit	2017/09/22	80,000,000	2017/04/21
14259	Goldman Sachs SP (Asia)	China Mobile Euro Wts Jul 2017 D	0.247	84.8800	2017/07/24	80,000,000	2017/04/21
14256	Goldman Sachs SP (Asia)	HKEX European Warrants Jan 2018 A	0.150	200.20 per 100 units	2018/01/29	200,000,000	2017/04/21
14269	Goldman Sachs SP (Asia)	HSBC European Warrants Aug 2017 B	0.150	66.9300	2017/08/30	80,000,000	2017/04/21
14260	Goldman Sachs SP (Asia)	HSBC European Warrants Sep 2017 C	0.150	68.9300	2017/09/26	80,000,000	2017/04/21
14282	Goldman Sachs SP (Asia)	HSI European Warrants Oct 2017 B	0.150	24,300 per 6,600 units	2017/10/30	200,000,000	2017/04/21
14278	Goldman Sachs SP (Asia)	HSI European Warrants Mar 2018 A	0.150	25,680 per 8,000 units	2018/03/28	200,000,000	2017/04/21
14283	Goldman Sachs SP (Asia)	HSI European Put Wts Aug 2017 F	0.150	24,300 per 10,000 units	2017/08/30	200,000,000	2017/04/21
14270	Goldman Sachs Sp (Asia)	ICBC European Warrants Sep 2017 A	0.150	5.56 per unit	2017/09/26	80,000,000	2017/04/21
14264	Goldman Sachs SP (Asia)	Tencent European Wt Aug 2017 D	0.150	232.20 per 100 units	2017/08/28	200,000,000	2017/04/21
14157	HK Bank	BBMG European Warrants Dec 2018 A	0.150	5.3900	2018/12/24	80,000,000	2017/04/21
14173	HK Bank	China Mobile European Warrants Oct 2017 A	0.350	85.8800	2017/10/31	40,000,000	2017/04/21
14175	HK Bank	HSI European Warrants Oct 2017 B	0.150	24,288 per 6,600 units	2017/10/30	150,000,000	2017/04/21
14161	HK Bank	Ping An European Warrants Aug 2017 A	0.150	44.4300	2017/08/31	80,000,000	2017/04/21
14166	HK Bank	Ping An European Warrants Oct 2017 A	0.260	42.0000	2017/10/31	40,000,000	2017/04/21
14115	Haitong Int'l Sec	BOCL European Warrants Jan 2018 A	0.250	4.088 per unit	2018/01/31	100,000,000	2017/04/21
14112	Haitong Int'l Sec	CC Bank European Warrants Dec 2017 A	0.250	6.88 per unit	2017/12/29	100,000,000	2017/04/21
14109	Haitong Int'l Sec	CNOOC European Warrants Jul 2017 B	0.170	10.20 per unit	2017/07/31	100,000,000	2017/04/21
14102	Haitong Int'l Sec	Sinopec Corp European Wts Nov 2017 A	0.280	7.38 per unit	2017/11/02	100,000,000	2017/04/21
14119	Haitong Int'l Sec	CSOP A50 ETF European Warrants Jul 2017A	0.240	12.42 per unit	2017/07/31	50,000,000	2017/04/21
14118	Haitong Int'l Sec	CSOP A50 ETF European Warrants Mar 2018A	0.310	13.88 per unit	2018/03/29	50,000,000	2017/04/21

Newly listed derivative warrants (continued)

Code	Issuer	Name of issue	Issue prices (HK\$)	Strike level/ Subscription price (HK\$) per 10 units	Subscription/ exercise period	Unit issued on initial listing	Listing date
14107	Haitong Int'l Sec	Ch Unicom European Warrants Sep 2017 A	0.470	12.30 per unit	2017/09/29	100,000,000	2017/04/21
14113	Haitong Int'l Sec	Evergrande European Warrants Apr 2018 A	0.151	9.0100	2018/04/25	150,000,000	2017/04/21
14124	Haitong Int'l Sec	A50 China European Warrants Aug 2017 A	0.270	12.02 per unit	2017/08/28	50,000,000	2017/04/21
14131	Haitong Int'l Sec	A50 China European Warrants Mar 2018 A	0.250	14.18 per unit	2018/03/29	50,000,000	2017/04/21
14108	Haitong Int'l Sec	PetroChina European Warrants Sep 2017 A	0.150	6.608 per unit	2017/09/29	100,000,000	2017/04/21
14154	Haitong Int'l Sec	Tencent European Warrants Jul 2017 B	0.451	251.0000	2017/07/31	100,000,000	2017/04/21
14255	J P Morgan SP BV	BBMG European Warrants Dec 2018 A	0.250	5.5500	2018/12/31	100,000,000	2017/04/21
14200	Macquarie Bank Ltd.	Beijing Air European Wts Aug 2018 A	0.264	14.8800	2018/08/15	38,000,000	2017/04/21
14101	Macquarie Bank Ltd.	CSOP A50 ETF European Wts Nov 2017 A	0.289	13.28 per unit	2017/11/03	35,000,000	2017/04/21
14193	Macquarie Bank Ltd.	Haier Elec European Wts Mar 2018 A	0.335	21.8800	2018/03/16	30,000,000	2017/04/21
14182	Macquarie Bank Ltd.	HKEX European Warrants Nov 2017 B	0.501	230.8800	2017/11/02	20,000,000	2017/04/21
14195	Macquarie Bank Ltd.	NCI European Warrants Mar 2018 A	0.292	43.8800	2018/03/02	35,000,000	2017/04/21
14332	BOCI Asia Ltd.	Tencent Holdings European Wts Aug 2017 C	0.425	288.2000	2017/08/30	30,000,000	2017/04/24
14304	BNP Paribas Issuance B.V.	Tencent Hldgs Eu Wt Dec 2017 B	0.190	238.90 per 100 units	2017/12/04	100,000,000	2017/04/24
14305	BNP Paribas Issuance B.V.	Tencent Hldgs Eu Wt Aug 2018 B	0.150	300 per 100 units	2018/08/02	100,000,000	2017/04/24
14375	Goldman Sachs SP (Asia)	CC Bank European Wts Oct 2017 A	0.150	7.08 per unit	2017/10/24	80,000,000	2017/04/24
14374	Goldman Sachs SP (Asia)	Lenovo European Wts Aug 2017 A	0.167	5.51 per unit	2017/08/29	60,000,000	2017/04/24
14371	Goldman Sachs SP (Asia)	Tencent European Wt Aug 2017 E	0.336	270.8800	2017/08/30	30,000,000	2017/04/24
14370	J P Morgan SP BV	Tencent European Put Warrants Nov 2017 B	0.151	222.88 per 100 units	2017/11/02	200,000,000	2017/04/24
14325	Macquarie Bank Ltd.	HKEX European Warrants Nov 2017 C	1.430	195.8800	2017/11/02	7,000,000	2017/04/24
14318	Macquarie Bank Ltd.	Tencent European Warrants Aug 2018 A	0.250	268.88 per 100 units	2018/08/02	40,000,000	2017/04/24
14314	SG Issuer	CAM CSI300 European Warrants May 2018 A	0.250	45.0000	2018/05/04	50,000,000	2017/04/24
14288	SG Issuer	Haitong Sec European Warrants Dec 2017 A	1.180	13.50 per unit	2017/12/05	10,000,000	2017/04/24
14299	SG Issuer	Tencent European Warrants Sep 2017 C	0.335	288.2000	2017/09/01	30,000,000	2017/04/24
14316	SG Issuer	Tencent European Put Warrants Nov 2017 D	0.150	222.80 per 100 units	2017/11/03	200,000,000	2017/04/24
14369	UBS AG	China Mobile European Warrants Aug 2017 A	0.151	90.0500	2017/08/03	100,000,000	2017/04/24
14351	UBS AG	Kingsoft European Warrants Nov 2017 A	0.176	23.9300	2017/11/02	100,000,000	2017/04/24
14348	UBS AG	Tencent Holdings European Warrants Aug 2017 B	0.150	238.48 per 100 units	2017/08/29	300,000,000	2017/04/24
14338	UBS AG	Tencent Holdings European Warrants Oct 2017 D	0.150	248.20 per 100 units	2017/10/31	300,000,000	2017/04/24
14359	UBS AG	Tencent Holdings European Put Warrants Sep 2017 C	0.150	225.68 per 100 units	2017/09/26	200,000,000	2017/04/24
14395	BOCI Asia Ltd.	CSOP A50 ETF European Warrants Dec 2017 A	0.240	13.02 per unit	2017/12/29	100,000,000	2017/04/25
14400	BOCI Asia Ltd.	A50 China European Warrants Sep 2017 A	0.150	12.90 per unit	2017/09/26	100,000,000	2017/04/25
14385	BOCI Asia Ltd.	Geely Auto European Warrants Aug 2017 C	0.700	12.90 per unit	2017/08/28	60,000,000	2017/04/25
14390	BOCI Asia Ltd.	Geely Auto European Warrants Dec 2017 B	0.175	11.5000	2017/12/27	100,000,000	2017/04/25
14405	BOCI Asia Ltd.	HS H-SHARE European Warrants Dec 2017 A	0.188	118.0000	2017/12/29	100,000,000	2017/04/25
14382	BOCI Asia Ltd.	Tencent Holdings European Put Wts Sep 2017 D	0.185	225.88 per 100 units	2017/09/29	100,000,000	2017/04/25
14402	BOCI Asia Ltd.	Tracker Fund European Warrants Jul 2018 A	0.150	26.0500	2018/07/25	100,000,000	2017/04/25
14433	Credit Suisse AG	HSBC European Wts Sep 2017 C	0.260	62.9300	2017/09/21	100,000,000	2017/04/25
14442	Goldman Sachs SP (Asia)	Ping An European Wts Aug 2017 B	0.150	44.4300	2017/08/28	80,000,000	2017/04/25
14443	Goldman Sachs SP (Asia)	Ping An European Wts Oct 2017 A	0.150	45.4300	2017/10/20	80,000,000	2017/04/25
14446	Goldman Sachs SP (Asia)	Tencent European Put Wt Sep 2017 G	0.150	225.68 per 100 units	2017/09/26	100,000,000	2017/04/25
14409	HK Bank	Geely Auto European Warrants Nov 2017 B	0.150	11.8000	2017/11/20	100,000,000	2017/04/25
14406	HK Bank	PetroChina European Warrants Oct 2017 A	0.400	5.70 per unit	2017/10/31	40,000,000	2017/04/25

Newly listed derivative warrants (continued)

Code	Issuer	Name of issue	Issue prices (HK\$)	Strike level/ Subscription price (HK\$) per 10 units	Subscription/ exercise period	Unit issued on initial listing	Listing date
14453	J P Morgan SP BV	AAC Tech European Warrants Jan 2018 A	0.251	86.88 per 100 units	2018/01/31	100,000,000	2017/04/25
14452	J P Morgan SP BV	Lenovo European Warrants Dec 2017 A	0.261	5.58 per unit	2017/12/04	100,000,000	2017/04/25
14454	J P Morgan SP BV	Stanchart European Warrants Nov 2017 A	0.314	76.8800	2017/11/01	60,000,000	2017/04/25
14432	Macquarie Bank Ltd.	Anhui Conch European Wts Mar 2018 A	0.351	34.9800	2018/03/02	29,000,000	2017/04/25
14430	Macquarie Bank Ltd.	HKEX European Put Warrants Nov 2017 D	0.911	170.8800	2017/11/02	11,000,000	2017/04/25
14417	Macquarie Bank Ltd.	Tencent European Warrants Nov 2017 D	2.000	230.8800	2017/11/02	10,000,000	2017/04/25
14438	UBS AG	HSBC European Warrants Jul 2017 D	0.170	64.9300	2017/07/26	100,000,000	2017/04/25
14569	BOCI Asia Ltd.	AAC Tech European Warrants Jan 2018 A	0.250	92.88 per 100 units	2018/01/22	100,000,000	2017/04/26
14558	BOCI Asia Ltd.	China Life European Warrants Sep 2017 D	0.150	23.0500	2017/09/26	200,000,000	2017/04/26
14563	BOCI Asia Ltd.	Sinopec Corp European Warrants Oct 2017 A	0.184	6.91 per unit	2017/10/26	100,000,000	2017/04/26
14545	BOCI Asia Ltd.	HKEX European Warrants Dec 2017 D	0.150	188 per 100 units	2017/12/28	200,000,000	2017/04/26
14538	BOCI Asia Ltd.	HSBC European Warrants Sep 2017 D	0.151	65.7000	2017/09/25	200,000,000	2017/04/26
14585	Credit Suisse AG	AAC Tech European Warrants Dec 2017 B	0.250	93.38 per 100 units	2017/12/29	70,000,000	2017/04/26
14584	Credit Suisse AG	AAC Tech European Warrants Feb 2018 A	0.225	102.98 per 100 units	2018/02/26	70,000,000	2017/04/26
14583	Credit Suisse AG	HKEX European Warrants Jan 2018 A	0.150	200.20 per 100 units	2018/01/29	150,000,000	2017/04/26
14580	Credit Suisse AG	Ping An European Warrants Aug 2017 C	0.180	43.0500	2017/08/31	70,000,000	2017/04/26
14633	Goldman Sachs SP (Asia)	AIA European Warrants Jul 2017 A	0.181	49.0000	2017/07/26	80,000,000	2017/04/26
14624	Goldman Sachs SP (Asia)	CSOP A50 ETF Euro Wts Oct 2017 B	0.260	12 per unit	2017/10/30	50,000,000	2017/04/26
14631	Goldman Sachs SP (Asia)	A50 China European Wts Oct 2017 A	0.250	11.80 per unit	2017/10/30	50,000,000	2017/04/26
14521	HK Bank	AAC Tech European Warrants Oct 2017 A	0.260	76.88 per 100 units	2017/10/31	150,000,000	2017/04/26
14529	HK Bank	AAC Tech European Warrants Oct 2017 B	0.180	90.93 per 100 units	2017/10/23	150,000,000	2017/04/26
14532	HK Bank	AAC Tech European Warrants Oct 2017 C	0.150	99.93 per 100 units	2017/10/03	150,000,000	2017/04/26
14524	HK Bank	AAC Tech European Warrants Nov 2017 A	0.250	83.88 per 100 units	2017/11/30	150,000,000	2017/04/26
14586	HK Bank	AAC Tech European Warrants Jan 2018 A	0.250	94.88 per 100 units	2018/01/31	150,000,000	2017/04/26
14518	HK Bank	HKEX European Warrants Dec 2017 B	0.150	188.10 per 100 units	2017/12/27	150,000,000	2017/04/26
14507	Haitong Int'l Sec	AAC Tech European Warrants Nov 2017 A	0.189	98.93 per 100 units	2017/11/28	200,000,000	2017/04/26
14513	Haitong Int'l Sec	AAC Tech European Warrants Jan 2018 A	0.257	88.88 per 100 units	2018/01/30	200,000,000	2017/04/26
14512	Haitong Int'l Sec	AAC Tech European Warrants Feb 2018 A	0.211	102.98 per 100 units	2018/02/27	200,000,000	2017/04/26
14501	Haitong Int'l Sec	BOCL European Warrants Dec 2017 A	0.160	3.89 per unit	2017/12/21	100,000,000	2017/04/26
14478	Haitong Int'l Sec	Ch Comm Cons European Warrants Nov 2017A	0.152	10.7700	2017/11/27	200,000,000	2017/04/26
14485	Haitong Int'l Sec	China Life European Warrants Dec 2017 C	0.161	24.2900	2017/12/20	200,000,000	2017/04/26
14476	Haitong Int'l Sec	China Mobile European Warrants Sep 2017B	0.177	90.4280	2017/09/25	100,000,000	2017/04/26
14475	Haitong Int'l Sec	Galaxy Ent European Warrants Oct 2017 A	0.264	48.6800	2017/10/26	100,000,000	2017/04/26
14455	Haitong Int'l Sec	HSBC European Warrants Sep 2017 E	0.186	65.6680	2017/09/29	100,000,000	2017/04/26
14456	Haitong Int'l Sec	HSBC European Warrants Nov 2017 A	0.160	68.0000	2017/11/28	100,000,000	2017/04/26
14477	Haitong Int'l Sec	ICBC European Warrants Nov 2017 B	0.180	5.188 per unit	2017/11/27	100,000,000	2017/04/26
14481	Haitong Int'l Sec	Sands China European Warrants Nov 2017 B	0.201	41.4600	2017/11/27	100,000,000	2017/04/26
14463	Haitong Int'l Sec	SHK Ppt European Warrants Aug 2017 A	0.476	125.1000	2017/08/29	100,000,000	2017/04/26
14634	J P Morgan SP BV	AAC Tech European Warrants Jul 2018 A	0.259	96.88 per 100 units	2018/07/03	100,000,000	2017/04/26
14638	J P Morgan SP BV	AAC Tech European Put Warrants Jul 2018 B	0.253	87.88 per 100 units	2018/07/03	60,000,000	2017/04/26
14636	J P Morgan SP BV	Link REIT European Warrants Nov 2017 A	0.264	58.8800	2017/11/02	60,000,000	2017/04/26
14635	J P Morgan SP BV	Sunny Optical European Warrants Nov 2017A	0.447	68.6800	2017/11/02	60,000,000	2017/04/26
14576	Macquarie Bank Ltd.	AAC Tech European Wts Jul 2018 A	0.250	109.98 per 100 units	2018/07/04	40,000,000	2017/04/26

Newly listed derivative warrants (continued)

Code	Issuer	Name of issue	Issue prices (HK\$)	Strike level/ Subscription price (HK\$) per 10 units	Subscription/ exercise period	Unit issued on initial listing	Listing date
14577	Macquarie Bank Ltd.	Tencent European Warrants Nov 2017 E	0.276	215.88 per 100 units	2017/11/02	40,000,000	2017/04/26
14516	SG Issuer	AAC Tech European Warrants Mar 2018 A	0.195	102.98 per 100 units	2018/03/05	60,000,000	2017/04/26
14502	SG Issuer	AAC Tech European Warrants Apr 2018 A	0.300	80.88 per 100 units	2018/04/06	60,000,000	2017/04/26
14589	SG Issuer	AAC Tech European Warrants Dec 2018 A	0.250	115.88 per 100 units	2018/12/05	60,000,000	2017/04/26
14505	SG Issuer	Ch Mob European Warrants Nov 2017 A	0.320	86.8800	2017/11/03	60,000,000	2017/04/26
14606	UBS AG	AAC Tech European Warrants Oct 2017 C	0.161	99.93 per 100 units	2017/10/03	70,000,000	2017/04/26
14618	UBS AG	AAC Tech European Warrants Aug 2018 A	0.250	118.88 per 100 units	2018/08/31	70,000,000	2017/04/26
14610	UBS AG	CKH European Warrants Sep 2017 A	0.157	115.1000	2017/09/29	70,000,000	2017/04/26
14602	UBS AG	HKEX European Warrants Dec 2017 C	0.150	188.10 per 100 units	2017/12/20	300,000,000	2017/04/26
14614	UBS AG	Huaneng Power European Warrants Dec 2017 A	0.339	6.38 per unit	2017/12/04	30,000,000	2017/04/26
14590	UBS AG	MTRC European Warrants Feb 2018 A	0.340	53.8800	2018/02/26	30,000,000	2017/04/26
14617	UBS AG	Sunny Optical European Warrants Sep 2017 B	0.557	65.9300	2017/09/25	20,000,000	2017/04/26
14646	BOCI Asia Ltd.	AAC Tech European Warrants Nov 2017 B	0.185	98.93 per 100 units	2017/11/28	100,000,000	2017/04/27
14645	BOCI Asia Ltd.	AAC Tech European Warrants Sep 2018 A	0.250	120 per 100 units	2018/09/28	100,000,000	2017/04/27
14647	BOCI Asia Ltd.	CC Bank European Warrants Aug 2017 D	0.186	6.19 per unit	2017/08/31	100,000,000	2017/04/27
14651	BOCI Asia Ltd.	ICBC European Warrants Nov 2017 A	0.160	5.19 per unit	2017/11/27	100,000,000	2017/04/27
14667	BNP Paribas Issuance B.V.	AAC Tech Euro Wts Jul 2018 A	0.250	113 per 100 units	2018/07/04	100,000,000	2017/04/27
14659	BNP Paribas Issuance B.V.	Geely Auto Euro Wts Feb 2018 A	0.160	13.3800	2018/02/02	100,000,000	2017/04/27
14660	BNP Paribas Issuance B.V.	Geely Auto Euro Wts Oct 2018 A	0.250	14.0000	2018/10/03	100,000,000	2017/04/27
14670	BNP Paribas Issuance B.V.	Sunny Optical Eu Wt Jan 2018 A	0.530	75.0000	2018/01/03	40,000,000	2017/04/27
14691	Credit Suisse AG	AAC Tech European Warrants Oct 2017 C	0.190	90.93 per 100 units	2017/10/23	70,000,000	2017/04/27
14688	Credit Suisse AG	HKEX European Warrants Dec 2017 C	0.150	188.10 per 100 units	2017/12/20	150,000,000	2017/04/27
14690	Credit Suisse AG	Link REIT European Warrants Oct 2017 A	0.250	59.8800	2017/10/31	40,000,000	2017/04/27
14678	Bank of East Asia	AAC Tech European Warrants Oct 2017 A	0.155	99.85 per 100 units	2017/10/16	65,000,000	2017/04/27
14677	Bank of East Asia	AAC Tech European Warrants Aug 2018 A	0.250	118 per 100 units	2018/08/31	60,000,000	2017/04/27
14680	Bank of East Asia	Lenovo European Warrants Jan 2018 A	0.250	5.992 per unit	2018/01/18	40,000,000	2017/04/27
14706	Goldman Sachs SP (Asia)	PetroChina European Wts Aug 2017 A	0.150	6.28 per unit	2017/08/28	70,000,000	2017/04/27
14653	HK Bank	AAC Tech European Warrants Dec 2017 A	0.320	71.88 per 100 units	2017/12/29	80,000,000	2017/04/27
14687	HK Bank	AAC Tech European Warrants Jun 2018 A	0.250	118 per 100 units	2018/06/29	150,000,000	2017/04/27
14694	J P Morgan SP BV	AAC Tech European Warrants Aug 2018 B	0.251	120.18 per 100 units	2018/08/02	100,000,000	2017/04/27
14697	J P Morgan SP BV	CKP European Warrants Sep 2017 A	0.189	58.8800	2017/09/04	80,000,000	2017/04/27
14700	J P Morgan SP BV	ZTE European Warrants Feb 2018 A	0.251	17.2800	2018/02/02	60,000,000	2017/04/27
14681	Macquarie Bank Ltd.	AAC Tech European Wts Jan 2019 A	0.250	135.88 per 100 units	2019/01/03	40,000,000	2017/04/27
14684	Macquarie Bank Ltd.	Tencent European Warrants Nov 2017 F	0.289	330.8800	2017/11/02	35,000,000	2017/04/27
14692	SG Issuer	AAC Tech European Warrants Aug 2018 A	0.250	120.88 per 100 units	2018/08/03	60,000,000	2017/04/27
14693	SG Issuer	Evergrande European Warrants Dec 2018 A	0.250	9.9900	2018/12/05	80,000,000	2017/04/27
14743	BOCI Asia Ltd.	HSI European Warrants Oct 2017 B	0.150	24,200 per 6,600 units	2017/10/30	100,000,000	2017/04/28
14748	BOCI Asia Ltd.	HSI European Put Warrants Sep 2017 C	0.150	23,400 per 8,000 units	2017/09/28	100,000,000	2017/04/28
14733	BOCI Asia Ltd.	Tencent Holdings European Wts Oct 2017 E	0.150	259.08 per 100 units	2017/10/27	200,000,000	2017/04/28
14772	BNP Paribas Issuance B.V.	Greatwall Motor Eu Wt Nov 17 A	0.540	12.50 per unit	2017/11/02	40,000,000	2017/04/28
14773	BNP Paribas Issuance B.V.	Kingsoft Euro Wts Jan 2018 A	0.250	24.0000	2018/01/03	50,000,000	2017/04/28
14780	BNP Paribas Issuance B.V.	ZTE European Wts Feb 2018 A	0.250	17.0000	2018/02/02	700,000,000	2017/04/28
14799	Credit Suisse AG	AAC Tech European Warrants Mar 2018 A	0.250	115.78 per 100 units	2018/03/29	70,000,000	2017/04/28

Newly listed derivative warrants (continued)

Code	Issuer	Name of issue	Issue prices (HK\$)	Strike level/ Subscription price (HK\$) per 10 units	Subscription/ exercise period	Unit issued on initial listing	Listing date
14797	Credit Suisse AG	ICBC European Warrants Nov 2017 B	0.200	5.19 per unit	2017/11/27	50,000,000	2017/04/28
14726	Credit Suisse AG	Tencent Holdings European Wts Oct 2017 E	0.150	259.08 per 100 units	2017/10/27	150,000,000	2017/04/28
14716	Goldman Sachs SP (Asia)	Tencent European Wt Oct 2017 D	0.150	259.08 per 100 units	2017/10/27	200,000,000	2017/04/28
14717	Goldman Sachs SP (Asia)	Tencent European Wt Nov 2017 C	0.150	258.20 per 100 units	2017/11/27	200,000,000	2017/04/28
14750	HK Bank	AAC Tech European Warrants Mar 2018 A	0.250	113.88 per 100 units	2018/03/29	150,000,000	2017/04/28
14749	HK Bank	Tencent European Put Warrants Oct 2017 C	0.150	226 per 100 units	2017/10/03	100,000,000	2017/04/28
14803	J P Morgan SP BV	AAC Tech European Warrants Oct 2017 B	0.180	99.88 per 100 units	2017/10/03	100,000,000	2017/04/28
14722	J P Morgan SP BV	Tencent European Warrants Nov 2017 C	0.150	259 per 100 units	2017/11/01	200,000,000	2017/04/28
14707	Macquarie Bank Ltd.	Sunny Optical European Warrants Dec17A	0.527	80.0000	2017/12/18	19,000,000	2017/04/28
14729	Macquarie Bank Ltd.	Tencent European Put Wts Nov 2017 G	0.250	240.88 per 100 units	2017/11/02	40,000,000	2017/04/28
14754	UBS AG	BYD European Warrants Aug 2017 B	0.168	56.0500	2017/08/28	60,000,000	2017/04/28
14762	UBS AG	CPIC European Warrants Sep 2017 A	0.151	34.3900	2017/09/25	70,000,000	2017/04/28
14756	UBS AG	China Railway European Warrants Oct 2017 A	0.500	8.08 per unit	2017/10/30	20,000,000	2017/04/28
14752	UBS AG	ZTE European Warrants Dec 2017 A	0.250	17.4800	2017/12/11	40,000,000	2017/04/28
14829	Credit Suisse AG	China Mobile European Warrants Nov 2017 C	0.250	88.8800	2017/11/02	70,000,000	2017/05/02
14833	Credit Suisse AG	Stanchart European Warrants Nov 2017 A	0.250	80.8800	2017/11/02	40,000,000	2017/05/02
14868	Goldman Sachs SP (Asia)	AAC Tech Euro Wts Sep 2017 A	0.150	99.90 per 100 units	2017/09/29	80,000,000	2017/05/02
14854	Goldman Sachs SP (Asia)	AAC Tech Euro Wts Dec 2017 A	0.250	88 per 100 units	2017/12/29	60,000,000	2017/05/02
14845	Goldman Sachs SP (Asia)	China Mobile Euro Wts Sep 2017 A	0.150	91.9300	2017/09/27	80,000,000	2017/05/02
14847	Goldman Sachs SP (Asia)	HSBC European Warrants Aug 2017 C	0.150	64.9300	2017/08/02	80,000,000	2017/05/02
14852	Goldman Sachs SP (Asia)	HSBC European Warrants Sep 2017 D	0.150	65.7000	2017/09/25	80,000,000	2017/05/02
14834	J P Morgan SP BV	China Mob European Wts Oct 2017 B	0.152	91.9100	2017/10/03	100,000,000	2017/05/02
14840	J P Morgan SP BV	Tencent European Warrants Nov 2017 D	0.509	279.7900	2017/11/02	100,000,000	2017/05/02
14810	Macquarie Bank Ltd.	Kingsoft European Put Warrants Dec 17B	0.313	19.8800	2017/12/04	32,000,000	2017/05/02
14811	Macquarie Bank Ltd.	Stanchart European Warrants Dec 2017 A	0.372	80.8800	2017/12/04	27,000,000	2017/05/02
14814	SG Issuer	AAC Tech European Warrants Oct 2017 A	0.170	99.93 per 100 units	2017/10/06	70,000,000	2017/05/02
14813	SG Issuer	AAC Tech European Warrants Feb 2018 A	0.250	108 per 100 units	2018/02/05	70,000,000	2017/05/02
14804	SG Issuer	Ping An European Warrants Nov 2017 C	0.250	43.0000	2017/11/03	100,000,000	2017/05/02
14844	UBS AG	Tracker Fund European Warrants Jul 2018 A	0.152	26.0500	2018/07/25	100,000,000	2017/05/02
14917	BNP Paribas Issuance B.V.	CNBM European Wts Jan 2018 A	0.500	6.50 per unit	2018/01/03	40,000,000	2017/05/04
14912	BNP Paribas Issuance B.V.	Evergrande Euro Wts Jan 2018 A	0.890	11.50 per unit	2018/01/03	30,000,000	2017/05/04
14914	BNP Paribas Issuance B.V.	Stanchart Euro Wts May 2018 A	0.390	86.0000	2018/05/03	40,000,000	2017/05/04
14919	Credit Suisse AG	Ping An European Warrants Oct 2017 C	0.150	51.0500	2017/10/26	70,000,000	2017/05/04
14918	Credit Suisse AG	Tencent Holdings European Wts Jan 2018 A	0.250	250.80 per 100 units	2018/01/03	150,000,000	2017/05/04
14972	Goldman Sachs SP (Asia)	Galaxy Ent European Wts Aug 2017 A	0.150	45.5000	2017/08/04	80,000,000	2017/05/04
14962	Goldman Sachs SP (Asia)	HSI European Warrants Dec 2017 A	0.150	24,900 per 8,000 units	2017/12/28	200,000,000	2017/05/04
14964	Goldman Sachs SP (Asia)	HSI European Put Wts Nov 2017 B	0.150	23,100 per 7,500 units	2017/11/29	200,000,000	2017/05/04
14976	Goldman Sachs Sp (Asia)	ICBC European Warrants Oct 2017 B	0.150	5.53 per unit	2017/10/24	80,000,000	2017/05/04
14875	Goldman Sachs SP (Asia)	Ping An European Wts Oct 2017 B	0.150	51.0500	2017/10/26	80,000,000	2017/05/04
14965	Goldman Sachs SP (Asia)	Tencent European Wt Aug 2017 F	0.250	288.2000	2017/08/18	40,000,000	2017/05/04
14971	Goldman Sachs SP (Asia)	Tencent European Wt Sep 2017 H	0.150	252.70 per 100 units	2017/09/22	200,000,000	2017/05/04
14911	HK Bank	HKEX European Put Warrants Dec 2017 C	0.150	184.90 per 100 units	2017/12/29	80,000,000	2017/05/04
14908	HK Bank	Tencent European Warrants Oct 2017 D	0.150	259.08 per 100 units	2017/10/27	100,000,000	2017/05/04

Newly listed derivative warrants (continued)

Code	Issuer	Name of issue	Issue prices (HK\$)	Strike level/ Subscription price (HK\$) per 10 units	Subscription/ exercise period	Unit issued on initial listing	Listing date
14909	HK Bank	Tencent European Warrants Jul 2018 B	0.200	269.08 per 100 units	2018/07/26	100,000,000	2017/05/04
14944	J P Morgan SP BV	Galaxy Ent European Put Wts Dec 2017 A	0.251	35.3500	2017/12/29	100,000,000	2017/05/04
14955	J P Morgan SP BV	HSI European Warrants Dec 2017 C	0.152	24,900 per 8,000 units	2017/12/28	200,000,000	2017/05/04
14954	J P Morgan SP BV	HSI European Put Warrants Dec 2017 B	0.151	22,100 per 6,000 units	2017/12/28	200,000,000	2017/05/04
14949	J P Morgan SP BV	ICBC European Warrants Oct 2017 A	0.151	5.56 per unit	2017/10/03	100,000,000	2017/05/04
14947	J P Morgan SP BV	Sands China European Put Wts Dec 2017 B	0.265	32.3200	2017/12/29	100,000,000	2017/05/04
14941	J P Morgan SP BV	Tencent European Put Warrants Jan 2018 B	0.252	236.36 per 100 units	2018/01/03	200,000,000	2017/05/04
14959	Macquarie Bank Ltd.	HSBC European Warrants Nov 2017 D	0.717	83.88 per unit	2017/11/03	14,000,000	2017/05/04
14892	Macquarie Bank Ltd.	ZTE European Warrants Apr 2018 A	0.251	18.1800	2018/04/09	40,000,000	2017/05/04
14906	SG Issuer	Anhui Conch European Warrants Nov 2017 A	0.200	30.9300	2017/11/03	50,000,000	2017/05/04
14896	SG Issuer	CHALCO European Warrants Dec 2017 A	0.400	4.80 per unit	2017/12/05	25,000,000	2017/05/04
14907	SG Issuer	CNBM European Warrants Dec 2017 A	0.455	6.50 per unit	2017/12/05	22,000,000	2017/05/04
14876	SG Issuer	GAC European Warrants May 2018 A	0.250	12.5000	2018/05/04	70,000,000	2017/05/04
14881	SG Issuer	Kingsoft European Warrants Nov 2017 B	0.250	25.5000	2017/11/03	40,000,000	2017/05/04
14889	SG Issuer	Tencent European Put Warrants Dec 2017 C	0.250	240 per 100 units	2017/12/05	200,000,000	2017/05/04
14930	UBS AG	China Life European Warrants Nov 2017 B	0.151	25.0500	2017/11/28	100,000,000	2017/05/04
14923	UBS AG	Cathay Pacific European Warrants Feb 2019 A	0.250	12.8800	2019/02/27	40,000,000	2017/05/04
14937	UBS AG	HSI European Warrants Mar 2018 A	0.155	25,600 per 8,000 units	2018/03/28	300,000,000	2017/05/04
14939	UBS AG	HSI European Put Warrants Aug 2017 C	0.157	24,400 per 10,000 units	2017/08/30	300,000,000	2017/05/04
14927	UBS AG	PWR Assets European Warrants Dec 2017 A	0.407	76.0800	2017/12/29	25,000,000	2017/05/04
14920	UBS AG	Tencent Holdings European Warrants Aug 2017 C	0.380	300.9800	2017/08/28	50,000,000	2017/05/04
14940	UBS AG	Tencent Holdings European Warrants Oct 2017 E	0.150	259.08 per 100 units	2017/10/27	200,000,000	2017/05/04
14936	UBS AG	Tencent Holdings European Put Warrants Nov 2017 A	0.250	236.88 per 100 units	2017/11/03	100,000,000	2017/05/04
15002	Credit Suisse AG	ChiUnicom European Warrants Nov 2017 B	0.560	11.38 per unit	2017/11/30	30,000,000	2017/05/05
14978	HK Bank	Sunny Optical European Warrants Oct 2018 A	0.250	50.88 per 100 units	2018/10/31	180,000,000	2017/05/05
14979	HK Bank	Tencent European Warrants Aug 2017 B	0.520	271.0800	2017/08/31	20,000,000	2017/05/05
14980	HK Bank	Tencent European Warrants Sep 2017 F	0.420	286.0800	2017/09/26	25,000,000	2017/05/05
15023	J P Morgan SP BV	BankComm European Warrants Dec 2017 A	0.252	6.75 per unit	2017/12/04	60,000,000	2017/05/05
15034	J P Morgan SP BV	China Coal European Warrants Dec 2017 A	0.347	4.40 per unit	2017/12/04	40,000,000	2017/05/05
15024	J P Morgan SP BV	Minsheng Bank European Wts Nov 2017 A	0.300	8.68 per unit	2017/11/06	40,000,000	2017/05/05
15037	J P Morgan SP BV	Ping An European Warrants Dec 2017 A	0.150	48.8400	2017/12/01	100,000,000	2017/05/05
15035	J P Morgan SP BV	China Vanke European Warrants Oct 2017 A	0.152	21.8500	2017/10/04	70,000,000	2017/05/05
15036	J P Morgan SP BV	Wynn Macau European Warrants Feb 2018 A	0.251	21.2100	2018/02/28	60,000,000	2017/05/05
14992	Macquarie Bank Ltd.	Minsheng Bank European Wts Jan 2018 A	0.500	9.88 per unit	2018/01/03	20,000,000	2017/05/05
14997	Macquarie Bank Ltd.	Tencent European Warrants Dec 2017 A	0.250	365.8800	2017/12/04	40,000,000	2017/05/05
14977	SG Issuer	AAC Tech European Warrants Nov 2017 A	0.235	90.93 per 100 units	2017/11/03	60,000,000	2017/05/05
14989	SG Issuer	China Res Land European Warrants Jan 2018 A	0.250	22.8800	2018/01/04	60,000,000	2017/05/05
15021	UBS AG	CC Bank European Warrants Oct 2017 A	0.153	7.08 per unit	2017/10/24	70,000,000	2017/05/05
15005	UBS AG	CM Bank European Warrants Aug 2018 A	0.203	25.9300	2018/08/28	50,000,000	2017/05/05
15003	UBS AG	CNOOC European Warrants Sep 2017 A	0.274	10.52 per unit	2017/09/27	40,000,000	2017/05/05
15012	UBS AG	Henderson Land Dev European Warrants Dec 2017 A	0.288	57.9300	2017/12/20	35,000,000	2017/05/05
15020	UBS AG	Kingsoft European Warrants Dec 2017 A	0.188	26.5300	2017/12/01	100,000,000	2017/05/05
15009	UBS AG	NCI European Warrants Dec 2017 A	0.287	46.8800	2017/12/11	35,000,000	2017/05/05

Newly listed derivative warrants (continued)

Code	Issuer	Name of issue	Issue prices (HK\$)	Strike level/ Subscription price (HK\$) per 10 units	Subscription/ exercise period	Unit issued on initial listing	Listing date
15018	UBS AG	Wynn Macau European Warrants Jan 2018 B	0.250	19.8800	2018/01/15	50,000,000	2017/05/05
15019	UBS AG	Wynn Macau European Put Warrants Dec 2017 A	0.252	15.8800	2017/12/08	40,000,000	2017/05/05
14359#	UBS AG	Tencent Holdings European Put Warrants Sep 2017 C	0.074	225.68 per 100 units	2017/09/26	140,000,000	2017/05/05
15084	BNP Paribas Issuance B.V.	Sands China Euro Wt Apr 2018 A	0.260	41.0000	2018/04/04	40,000,000	2017/05/08
15083	BNP Paribas Issuance B.V.	Tencent Eu Put Wt Apr 2019 C	0.250	215 per 100 units	2019/04/02	100,000,000	2017/05/08
15106	Credit Suisse AG	AIA European Put Warrants Nov 2017 A	0.250	48.7800	2017/11/07	50,000,000	2017/05/08
15116	Credit Suisse AG	China Coal European Warrants Nov 2017 A	0.250	4.38 per unit	2017/11/07	40,000,000	2017/05/08
15111	Credit Suisse AG	CKI Holdings European Warrants Nov 2017 A	0.250	77.8800	2017/11/07	40,000,000	2017/05/08
15138	Credit Suisse AG	CNOOC European Warrants Sep 2017 A	0.320	9.69 per unit	2017/09/29	40,000,000	2017/05/08
15141	Credit Suisse AG	CNOOC European Warrants Nov 2017 A	0.250	10.68 per unit	2017/11/07	40,000,000	2017/05/08
15118	Credit Suisse AG	China Railway European Warrants Nov 2017A	0.335	7.88 per unit	2017/11/07	30,000,000	2017/05/08
15117	Credit Suisse AG	China State Con European Warrants Mar18 A	0.250	15.7800	2018/03/29	40,000,000	2017/05/08
15121	Credit Suisse AG	GCL-Poly Energy European Wts Sep 2018 A	0.172	1.29 per unit	2018/09/28	60,000,000	2017/05/08
15107	Credit Suisse AG	Jiangxi Copper European Wts Dec 2017 B	0.150	13.4000	2017/12/01	100,000,000	2017/05/08
15109	Credit Suisse AG	SPDR Gold Trust European Wts Nov 2017 A	0.450	1,038 per 100 units	2017/11/07	25,000,000	2017/05/08
15114	Credit Suisse AG	Zijin Mining European Warrants Sep 2017 A	0.200	3.19 per unit	2017/09/22	50,000,000	2017/05/08
15149	Goldman Sachs SP (Asia)	AIA European Warrants Oct 2017 A	0.150	58.9300	2017/10/27	80,000,000	2017/05/08
15158	Goldman Sachs SP (Asia)	Galaxy Ent European Wts Oct 2017 A	0.150	49.9300	2017/10/03	80,000,000	2017/05/08
15148	Goldman Sachs SP (Asia)	Ping An European Wts Nov 2017 B	0.165	46.9300	2017/11/27	80,000,000	2017/05/08
15164	Goldman Sachs SP (Asia)	Sands China Euro Wts Nov 2017 A	0.250	39.3800	2017/11/08	80,000,000	2017/05/08
15126	J P Morgan SP BV	AIA European Warrants Oct 2017 B	0.168	58.8500	2017/10/31	100,000,000	2017/05/08
15056	J P Morgan SP BV	AIA European Put Warrants Oct 2017 A	0.151	46.8800	2017/10/04	100,000,000	2017/05/08
15127	J P Morgan SP BV	AIA European Put Warrants Dec 2017 B	0.251	50.5000	2017/12/04	100,000,000	2017/05/08
15136	J P Morgan SP BV	HSBC European Warrants Dec 2017 B	0.194	68.0000	2017/12/01	100,000,000	2017/05/08
15128	J P Morgan SP BV	HSI European Warrants Apr 2018 A	0.153	26,300 per 8,000 units	2018/04/27	300,000,000	2017/05/08
15129	J P Morgan SP BV	HSI European Put Warrants Sep 2017 D	0.158	24,700 per 8,000 units	2017/09/28	300,000,000	2017/05/08
15134	J P Morgan SP BV	ICBC European Put Wts Nov 2017 B	0.251	4.77 per unit	2017/11/07	100,000,000	2017/05/08
15131	J P Morgan SP BV	Tencent European Warrants Apr 2018 A	0.251	268.68 per 100 units	2018/04/03	200,000,000	2017/05/08
15133	J P Morgan SP BV	Tencent European Put Warrants Apr 2018 B	0.251	229.29 per 100 units	2018/04/03	200,000,000	2017/05/08
15073	Macquarie Bank Ltd.	AAC Tech European Wts Jan 2018 A	0.311	88.88 per 100 units	2018/01/03	40,000,000	2017/05/08
15068	Macquarie Bank Ltd.	AIA European Put Warrants Dec 2017 A	0.299	49.8800	2017/12/04	34,000,000	2017/05/08
15074	Macquarie Bank Ltd.	BBMG European Warrants Apr 2018 A	0.716	5.88 per unit	2018/04/17	14,000,000	2017/05/08
15062	SG Issuer	AIA European Put Warrants Dec 2017 B	0.260	48.0000	2017/12/05	80,000,000	2017/05/08
15086	SG Issuer	CCoal European Warrants Dec 2017 A	0.400	4.28 per unit	2017/12/05	25,000,000	2017/05/08
15088	SG Issuer	China Tel European Warrants Dec 2017 A	0.250	4.18 per unit	2017/12/05	40,000,000	2017/05/08
15090	SG Issuer	ChiUnicom European Warrants Dec 2017 C	0.770	11.40 per unit	2017/12/05	13,000,000	2017/05/08
15091	SG Issuer	Galaxy Ent European Warrants Nov 2017 B	0.250	48.9300	2017/11/03	60,000,000	2017/05/08
15094	SG Issuer	HSBC European Warrants Dec 2017 C	0.185	68.0500	2017/12/05	100,000,000	2017/05/08
15063	SG Issuer	MGM China European Warrants Mar 2018 A	0.250	20.0000	2018/03/05	60,000,000	2017/05/08
15096	SG Issuer	NCI European Warrants Dec 2017 A	0.320	45.8800	2017/12/05	32,000,000	2017/05/08
15097	SG Issuer	Sands China European Warrants Dec 2017 A	0.175	41.4600	2017/12/05	60,000,000	2017/05/08
15104	SG Issuer	Yanzhou Coal Eu Wt Dec 2017 A	0.590	8 per unit	2017/12/05	17,000,000	2017/05/08
15105	SG Issuer	ZTE European Warrants Feb 2018 A	0.205	17.3000	2018/02/05	60,000,000	2017/05/08

Newly listed derivative warrants (continued)

Code	Issuer	Name of issue	Issue prices (HK\$)	Strike level/ Subscription price (HK\$) per 10 units	Subscription/ exercise period	Unit issued on initial listing	Listing date
15081	UBS AG	AAC Tech European Put Warrants Mar 2018 A	0.250	91.88 per 100 units	2018/03/26	40,000,000	2017/05/08
15078	UBS AG	AIA European Warrants Oct 2017 A	0.183	58.9300	2017/10/27	100,000,000	2017/05/08
15038	UBS AG	AIA European Put Warrants Sep 2017 B	0.178	46.8300	2017/09/29	70,000,000	2017/05/08
15077	UBS AG	Geely Auto European Warrants Nov 2017 A	0.150	11.8000	2017/11/20	70,000,000	2017/05/08
15041	UBS AG	PetroChina European Warrants Sep 2017 B	0.200	6.09 per unit	2017/09/22	50,000,000	2017/05/08
15080	UBS AG	Ping An European Warrants Aug 2017 A	0.198	44.4300	2017/08/28	100,000,000	2017/05/08
15082	UBS AG	Tencent Holdings European Warrants Aug 2017 D	0.346	288.2000	2017/08/18	30,000,000	2017/05/08
15243	BNP Paribas Issuance B.V.	AAC Tech Euro Wts Apr 2018 A	0.250	130 per 100 units	2018/04/04	120,000,000	2017/05/09
15249	BNP Paribas Issuance B.V.	AAC Tech Euro Wts Jul 2018 B	0.250	148 per 100 units	2018/07/04	120,000,000	2017/05/09
15233	BNP Paribas Issuance B.V.	Tencent Hldgs Eu Wt Jan 2018 C	1.300	280.0000	2018/01/03	30,000,000	2017/05/09
15241	BNP Paribas Issuance B.V.	ZTE European Wts Feb 2018 B	0.250	17.0000	2018/02/02	70,000,000	2017/05/09
15165	Credit Suisse AG	AIA European Warrants Dec 2017 B	0.150	68.9300	2017/12/22	70,000,000	2017/05/09
15218	Credit Suisse AG	BAIC Motor European Warrants Dec 2018 A	0.250	7.8800	2018/12/28	70,000,000	2017/05/09
15220	Credit Suisse AG	CSOP A50 ETF European Warrants Sep 2017 A	0.260	12.50 per unit	2017/09/29	40,000,000	2017/05/09
15219	Credit Suisse AG	A50 China European Warrants Nov 2017 A	0.250	12.38 per unit	2017/11/08	40,000,000	2017/05/09
15216	Credit Suisse AG	Tencent Holdings European Wts Feb 2018 A	0.250	269.98 per 100 units	2018/02/28	150,000,000	2017/05/09
15217	Credit Suisse AG	Tencent Holdings European Wts Jun 2018 A	0.250	290.98 per 100 units	2018/06/29	150,000,000	2017/05/09
15250	Goldman Sachs SP (Asia)	China Life Euro Wts Nov 2017 A	0.150	26.3300	2017/11/21	80,000,000	2017/05/09
15254	Goldman Sachs SP (Asia)	CNOOC European Warrants Oct 2017 A	0.150	10.39 per unit	2017/10/24	80,000,000	2017/05/09
15213	HK Bank	AAC Tech European Warrants Apr 2018 A	0.250	128.88 per 100 units	2018/04/30	150,000,000	2017/05/09
15210	HK Bank	Evergrande European Warrants Nov 2018 A	0.150	10.0000	2018/11/28	100,000,000	2017/05/09
15209	HK Bank	Ping An European Warrants Oct 2017 B	0.150	50.9500	2017/10/31	68,000,000	2017/05/09
15207	HK Bank	Ping An European Warrants Nov 2017 A	0.250	46.0000	2017/11/30	40,000,000	2017/05/09
15166	J P Morgan SP BV	Sinopec Corp European Warrants Oct 2017 B	0.151	6.80 per unit	2017/10/03	100,000,000	2017/05/09
15168	J P Morgan SP BV	PetroChina European Warrants Oct 2017 B	0.154	6.07 per unit	2017/10/03	100,000,000	2017/05/09
15215	J P Morgan SP BV	Sunny Optical European Warrants Oct 2017 A	0.498	74.9000	2017/10/03	80,000,000	2017/05/09
15171	J P Morgan SP BV	Tencent European Warrants Mar 2019 A	0.251	289.89 per 100 units	2019/03/29	200,000,000	2017/05/09
15175	Macquarie Bank Ltd.	AAC Tech European Wts Jul 2018 B	0.423	88.88 per 100 units	2018/07/04	30,000,000	2017/05/09
15174	Macquarie Bank Ltd.	China Mobile European Wts Dec 2017 C	0.417	86.6800	2017/12/04	24,000,000	2017/05/09
15179	Macquarie Bank Ltd.	Kingsoft European Warrants Jan 2018 A	0.250	27.8800	2018/01/03	40,000,000	2017/05/09
15181	SG Issuer	AAC Tech European Warrants Apr 2018 B	0.250	118.88 per 100 units	2018/04/06	70,000,000	2017/05/09
15172	SG Issuer	AIA European Warrants Jan 2018 A	0.250	62.8800	2018/01/04	80,000,000	2017/05/09
15183	SG Issuer	CKI Holdings European Warrants Dec 2017 A	0.420	72.0000	2017/12/05	24,000,000	2017/05/09
15190	SG Issuer	CRRC European Warrants Dec 2017 A	0.560	8.50 per unit	2017/12/05	18,000,000	2017/05/09
15193	SG Issuer	Greatwall Motor European Warrants Dec 2017 A	0.770	9.88 per unit	2017/12/05	13,000,000	2017/05/09
15184	SG Issuer	China Vanke European Warrants Jan 2018 A	0.160	23.4000	2018/01/04	63,000,000	2017/05/09
15202	SG Issuer	Zijin Mining European Warrants Dec 2017 A	0.315	3 per unit	2017/12/05	32,000,000	2017/05/09
15225	UBS AG	AAC Tech European Warrants Mar 2018 B	0.250	128.88 per 100 units	2018/03/05	100,000,000	2017/05/09
15223	UBS AG	CC Bank European Warrants Sep 2017 A	0.150	6.69 per unit	2017/09/22	100,000,000	2017/05/09
15221	UBS AG	Ping An European Warrants Nov 2017 A	0.150	48.9300	2017/11/22	100,000,000	2017/05/09
15227	UBS AG	Sunny Optical European Warrants Nov 2017 A	0.547	82.8800	2017/11/08	20,000,000	2017/05/09
15230	UBS AG	Sunny Optical European Warrants Nov 2018 A	0.250	56.88 per 100 units	2018/11/26	100,000,000	2017/05/09
15293	BNP Paribas Issuance B.V.	Meitu European Warrants Jan18A	0.250	15.0000	2018/01/03	100,000,000	2017/05/10

Newly listed derivative warrants (continued)

Code	Issuer	Name of issue	Issue prices (HK\$)	Strike level/ Subscription price (HK\$) per 10 units	Subscription/ exercise period	Unit issued on initial listing	Listing date
15294	BNP Paribas Issuance B.V.	Meitu European Warrants Jul18A	0.330	17.0000	2018/07/04	100,000,000	2017/05/10
15336	Credit Suisse AG	AAC Tech European Warrants Mar 2018 B	0.250	133.88 per 100 units	2018/03/29	100,000,000	2017/05/10
15339	Credit Suisse AG	ASM Pacific European Warrants Dec 2017 A	0.250	135.88 per 100 units	2017/12/29	100,000,000	2017/05/10
15334	Credit Suisse AG	China Life European Warrants Nov 2017 A	0.150	26.3300	2017/11/28	80,000,000	2017/05/10
15355	Goldman Sachs SP (Asia)	HSBC European Warrants Nov 2017 A	0.150	68.0000	2017/11/27	80,000,000	2017/05/10
15349	Goldman Sachs Sp (Asia)	ICBC European Warrants Nov 2017 A	0.150	5.79 per unit	2017/11/21	80,000,000	2017/05/10
15353	Goldman Sachs SP (Asia)	Tencent European Put Wt Oct 2017 E	0.150	240.68 per 100 units	2017/10/26	150,000,000	2017/05/10
15345	J P Morgan SP BV	Galaxy Ent European Warrants Dec 2017 B	0.302	46.4600	2017/12/04	100,000,000	2017/05/10
15343	J P Morgan SP BV	HSBC European Put Warrants Dec 2017 C	0.251	58.5800	2017/12/04	100,000,000	2017/05/10
15298	J P Morgan SP BV	IGG European Warrants Nov 2017 A	0.310	13.8800	2017/11/09	50,000,000	2017/05/10
15297	J P Morgan SP BV	Meitu European Warrants Nov 2017 A	0.346	13.5700	2017/11/09	50,000,000	2017/05/10
15273	Macquarie Bank Ltd.	CKH European Warrants Dec 2017 A	0.667	99.8800	2017/12/04	15,000,000	2017/05/10
15274	Macquarie Bank Ltd.	CKH European Warrants Jan 2018 A	0.305	115.8800	2018/01/03	33,000,000	2017/05/10
15279	Macquarie Bank Ltd.	CKI Holdings European Warrants Mar18A	0.435	75.0500	2018/03/12	23,000,000	2017/05/10
15290	Macquarie Bank Ltd.	Meitu European Warrants May 2018 A	0.277	15.8800	2018/05/02	37,000,000	2017/05/10
15277	Macquarie Bank Ltd.	Yanzhou Coal European Wts Jan 2018 B	0.862	8.08 per unit	2018/01/03	12,000,000	2017/05/10
15300	SG Issuer	CCB European Warrants Oct 2017 A	0.200	6.46 per unit	2017/10/06	60,000,000	2017/05/10
15302	SG Issuer	CCB European Put Warrants Nov 2017 A	0.375	5.99 per unit	2017/11/03	60,000,000	2017/05/10
15307	SG Issuer	CKH European Warrants Dec 2017 B	0.395	105.0000	2017/12/05	30,000,000	2017/05/10
15309	SG Issuer	CKH European Put Warrants Dec 2017 C	0.520	90.0000	2017/12/05	20,000,000	2017/05/10
15299	SG Issuer	CKP European Warrants Nov 2017 A	0.200	62.2800	2017/11/03	50,000,000	2017/05/10
15305	SG Issuer	China Life European Warrants Dec 2017 C	0.840	28.38 per unit	2017/12/05	12,000,000	2017/05/10
15306	SG Issuer	CP&CC European Warrants Nov 2017 A	0.200	6.91 per unit	2017/11/03	60,000,000	2017/05/10
15257	SG Issuer	HSI European Put Warrants Nov 2017 B	0.250	24,000 per 8,000 units	2017/11/29	150,000,000	2017/05/10
15272	SG Issuer	HSI European Put Warrants Dec 2017 E	0.250	23,600 per 8,000 units	2017/12/28	150,000,000	2017/05/10
15310	SG Issuer	MTRC European Warrants Jan 2018 A	0.325	46.8800	2018/01/04	31,000,000	2017/05/10
15313	SG Issuer	NewWorld Dev Eu Wt Jan 2018 A	0.670	10.50 per unit	2018/01/04	15,000,000	2017/05/10
15314	SG Issuer	Petch European Warrants Dec 2017 A	0.250	6.18 per unit	2017/12/05	60,000,000	2017/05/10
15315	SG Issuer	Tencent European Warrants May 2018 A	0.250	280.88 per 100 units	2018/05/04	200,000,000	2017/05/10
15324	UBS AG	China Coal European Warrants Aug 2018 A	0.668	4.68 per unit	2018/08/21	15,000,000	2017/05/10
15327	UBS AG	Country Garden European Warrants Dec 2017 A	0.701	8.68 per unit	2017/12/18	20,000,000	2017/05/10
15332	UBS AG	China Mobile European Warrants Oct 2017 A	0.218	88.9300	2017/10/26	100,000,000	2017/05/10
15317	UBS AG	Henganintl European Warrants Feb 2018 A	0.515	73.8800	2018/02/27	20,000,000	2017/05/10
15330	UBS AG	Hang Seng Bank European Warrants Dec 2017 A	0.690	178.0000	2017/12/18	15,000,000	2017/05/10
15333	UBS AG	PetroChina European Warrants Oct 2017 A	0.295	5.79 per unit	2017/10/26	40,000,000	2017/05/10
14532#	HK Bank	AAC Tech European Warrants Oct 2017 C	0.179	99.93 per 100 units	2017/10/03	100,000,000	2017/05/10
14585#	Credit Suisse AG	AAC Tech European Warrants Dec 2017 B	0.260	93.38 per 100 units	2017/12/29	40,000,000	2017/05/10
10463	BNP Paribas Issuance B.V.	USD/CAD European Wts Dec 2017A	0.260	1.385 per 1 units	2017/12/18	50,000,000	2017/05/11
10464	BNP Paribas Issuance B.V.	USD/CAD European Put Wts Dec17B	0.260	1.35 per 1 units	2017/12/18	50,000,000	2017/05/11
10459	BNP Paribas Issuance B.V.	USD/CNH European Wts Dec 2017A	0.260	6.95 per 1 units	2017/12/18	50,000,000	2017/05/11
10461	BNP Paribas Issuance B.V.	USD/CNH European Wts Mar 2018A	0.390	6.85 per 1 units	2018/03/19	50,000,000	2017/05/11
10460	BNP Paribas Issuance B.V.	USD/CNH European Put Wts Dec17B	0.250	7.05 per 1 units	2017/12/18	50,000,000	2017/05/11
10462	BNP Paribas Issuance B.V.	USD/CNH European Put Wts Mar18B	0.310	7.15 per 1 units	2018/03/19	50,000,000	2017/05/11

Newly listed derivative warrants (continued)

Code	Issuer	Name of issue	Issue prices (HK\$)	Strike level/ Subscription price (HK\$) per 10 units	Subscription/ exercise period	Unit issued on initial listing	Listing date
15417	Credit Suisse AG	CHALCO European Wts Nov 2017 A	0.250	4.40 per unit	2017/11/10	40,000,000	2017/05/11
15412	Credit Suisse AG	Henganintl European Warrants Nov 2017 A	0.280	66.8800	2017/11/10	40,000,000	2017/05/11
15411	Credit Suisse AG	Meitu European Warrants Nov 2017 A	0.270	13.7800	2017/11/10	70,000,000	2017/05/11
15406	Credit Suisse AG	PetroChina European Warrants Nov 2017 A	0.250	5.79 per unit	2017/11/02	40,000,000	2017/05/11
15396	Credit Suisse AG	Tencent Holdings European Wts Dec 2017 C	0.250	262.60 per 100 units	2017/12/29	150,000,000	2017/05/11
15398	Credit Suisse AG	Tencent Holdings European Wts Feb 2018 B	0.250	273.28 per 100 units	2018/02/28	150,000,000	2017/05/11
15401	Credit Suisse AG	Tencent Holdings Euro Put Wts Oct 2017 F	0.155	236.68 per 100 units	2017/10/31	150,000,000	2017/05/11
15416	Credit Suisse AG	Zhaojin Mining European Warrants Nov 17 A	0.580	7.88 per unit	2017/11/10	20,000,000	2017/05/11
15376	HK Bank	AAC Tech European Put Warrants Feb 2018 B	0.250	100.88 per 100 units	2018/02/28	80,000,000	2017/05/11
15373	HK Bank	AAC Tech European Put Warrants Jun 2018 B	0.210	87.83 per 100 units	2018/06/26	80,000,000	2017/05/11
15378	HK Bank	Sunny Optical European Warrants Nov 2017 A	0.600	71.8800	2017/11/30	20,000,000	2017/05/11
15432	J P Morgan SP BV	HKEX European Warrants Feb 2018 A	0.150	200.20 per 100 units	2018/02/02	200,000,000	2017/05/11
15382	Macquarie Bank Ltd.	China Mobile European Wts Oct 2017 B	0.250	90.3300	2017/10/04	40,000,000	2017/05/11
15380	Macquarie Bank Ltd.	CNBM European Warrants Dec 2017 C	0.625	5.28 per unit	2017/12/04	16,000,000	2017/05/11
15379	Macquarie Bank Ltd.	Tencent European Put Wts Dec 2017 B	1.000	210.8800	2017/12/04	10,000,000	2017/05/11
15385	SG Issuer	CHALCO European Warrants Jan 2018 A	0.500	3.98 per unit	2018/01/04	20,000,000	2017/05/11
15360	SG Issuer	BOCL European Warrants Jan 2018 A	0.250	3.80 per unit	2018/01/04	60,000,000	2017/05/11
15363	SG Issuer	CITIC Bank European Warrants Dec 2017 A	0.305	5.15 per unit	2017/12/05	33,000,000	2017/05/11
15368	SG Issuer	CMB European Warrants Apr 2018 A	0.150	22.0500	2018/04/06	100,000,000	2017/05/11
15369	SG Issuer	Minsheng Bank European Warrants Jan 2018 A	0.500	8.28 per unit	2018/01/04	20,000,000	2017/05/11
15392	SG Issuer	CMob European Put Warrants Dec 2017 B	0.335	78.0000	2017/12/05	60,000,000	2017/05/11
15393	SG Issuer	CNBM European Warrants Jan 2018 A	0.540	5.38 per unit	2018/01/04	20,000,000	2017/05/11
15395	SG Issuer	HSBC European Put Warrants Nov 2017 A	0.185	58.8800	2017/11/03	80,000,000	2017/05/11
15372	SG Issuer	ICBC European Warrants Dec 2017 B	0.255	5.08 per unit	2017/12/05	60,000,000	2017/05/11
15429	UBS AG	IGG European Warrants Nov 2017 A	0.328	14.8800	2017/11/10	50,000,000	2017/05/11
15487	Credit Suisse AG	AAC Tech European Warrants Nov 2018 A	0.250	95.88 per 100 units	2018/11/27	100,000,000	2017/05/12
15510	Credit Suisse AG	Anhui Conch European Warrants Dec 2017 A	0.250	28.8800	2017/12/04	50,000,000	2017/05/12
15500	Credit Suisse AG	Angang Steel European Warrants Nov 2017 A	0.400	5.80 per unit	2017/11/13	25,000,000	2017/05/12
15490	Credit Suisse AG	China Cinda European Warrants Dec 2017 B	0.250	3.18 per unit	2017/12/04	40,000,000	2017/05/12
15508	Credit Suisse AG	CKH Holdings European Warrants Dec 2017 A	0.250	107.2800	2017/12/04	40,000,000	2017/05/12
15488	Credit Suisse AG	CM Bank European Warrants Mar 2018 A	0.150	22.0500	2018/03/26	70,000,000	2017/05/12
15503	Credit Suisse AG	Ch Molybdenum European Warrants Nov 2017A	0.250	2.78 per unit	2017/11/13	40,000,000	2017/05/12
15509	Credit Suisse AG	Sinopec Corp European Warrants Oct 2017 B	0.200	6.59 per unit	2017/10/12	50,000,000	2017/05/12
15485	Credit Suisse AG	HSBC European Wts Sep 2017 D	0.150	70.9300	2017/09/08	100,000,000	2017/05/12
15499	Credit Suisse AG	HTSC European Warrants Apr 2018 A	0.250	15.6800	2018/04/27	40,000,000	2017/05/12
15486	Credit Suisse AG	Tencent Holdings European Wts Aug 2017 C	0.540	270.9800	2017/08/30	50,000,000	2017/05/12
15514	Goldman Sachs SP (Asia)	BOCL European Warrants Dec 2017 A	0.150	3.89 per unit	2017/12/20	80,000,000	2017/05/12
15515	Goldman Sachs SP (Asia)	China Mobile Euro Wts Oct 2017 A	0.177	88.9300	2017/10/26	80,000,000	2017/05/12
15520	J P Morgan SP BV	AIA European Warrants Jan 2018 A	0.250	62.6200	2018/01/03	100,000,000	2017/05/12
15528	J P Morgan SP BV	CITIC Bank European Warrants Dec 2017 A	0.151	5.30 per unit	2017/12/29	100,000,000	2017/05/12
15526	J P Morgan SP BV	CNBM European Warrants Dec 2017 A	0.320	5.50 per unit	2017/12/04	60,000,000	2017/05/12
15525	J P Morgan SP BV	Sinopec Corp European Warrants Dec 2017 B	0.250	6.28 per unit	2017/12/04	100,000,000	2017/05/12
15523	J P Morgan SP BV	PetroChina European Warrants Nov 2017 A	0.151	5.71 per unit	2017/11/02	100,000,000	2017/05/12

Newly listed derivative warrants (continued)

Code	Issuer	Name of issue	Issue prices (HK\$)	Strike level/ Subscription price (HK\$) per 10 units	Subscription/ exercise period	Unit issued on initial listing	Listing date
15531	J P Morgan SP BV	PSBC European Warrants Jan 2018 A	0.272	5.45 per unit	2018/01/03	40,000,000	2017/05/12
15448	Macquarie Bank Ltd.	IGG European Warrants May 2018 A	0.265	13.1800	2018/05/14	38,000,000	2017/05/12
15449	Macquarie Bank Ltd.	Tencent European Warrants Dec 2017 C	0.297	345.8800	2017/12/04	34,000,000	2017/05/12
15450	Macquarie Bank Ltd.	Tencent European Warrants Dec 2017 D	0.559	315.8800	2017/12/04	18,000,000	2017/05/12
15439	SG Issuer	CNOOC European Warrants Dec 2017 B	0.640	9 per unit	2017/12/05	20,000,000	2017/05/12
15452	SG Issuer	China Oilfield European Warrants Oct 2018 A	0.150	7.8800	2018/10/04	100,000,000	2017/05/12
15438	SG Issuer	CP&CC European Warrants Dec 2017 A	0.420	6.20 per unit	2017/12/05	50,000,000	2017/05/12
15457	SG Issuer	CSOP A50 ETF European Warrants Dec 2017 A	0.500	11.88 per unit	2017/12/05	20,000,000	2017/05/12
15440	SG Issuer	Galaxy Ent European Warrants Dec 2017 A	0.420	43.8800	2017/12/05	60,000,000	2017/05/12
15469	SG Issuer	HS H-SHARE European Warrants Dec 2017 A	0.400	105.0000	2017/12/05	25,000,000	2017/05/12
15441	SG Issuer	JIANC European Warrants May 2018 A	0.250	11.6900	2018/05/04	80,000,000	2017/05/12
15454	SG Issuer	Meitu European Warrants Nov 2017 A	0.255	13.5000	2017/11/13	50,000,000	2017/05/12
15442	SG Issuer	Petch European Warrants Jan 2018 A	0.410	5.50 per unit	2018/01/04	50,000,000	2017/05/12
15446	SG Issuer	Sands China European Warrants Nov 2017 A	0.210	37.3300	2017/11/03	60,000,000	2017/05/12
15456	SG Issuer	Wynn European Warrants Jan 2018 A	0.250	16.5000	2018/01/04	60,000,000	2017/05/12
15471	UBS AG	Galaxy Ent European Warrants Aug 2017 B	0.151	45.0500	2017/08/28	70,000,000	2017/05/12
15473	UBS AG	Galaxy Ent European Warrants Sep 2017 A	0.276	41.3800	2017/09/04	50,000,000	2017/05/12
15435	UBS AG	HSBC European Warrants Sep 2017 A	0.150	70.9300	2017/09/04	100,000,000	2017/05/12
15479	UBS AG	HSBC European Put Warrants Aug 2017 D	0.163	62.4300	2017/08/24	100,000,000	2017/05/12
15483	UBS AG	Meitu European Warrants Nov 2017 A	0.263	14.8800	2017/11/13	70,000,000	2017/05/12
15480	UBS AG	Sands China European Warrants Sep 2017 C	0.150	36.7300	2017/09/01	70,000,000	2017/05/12
15540	BOCI Asia Ltd.	AIA European Warrants Oct 2017 B	0.187	58.9300	2017/10/27	200,000,000	2017/05/15
15553	BOCI Asia Ltd.	AIA European Put Warrants Nov 2017 A	0.252	50.8800	2017/11/20	100,000,000	2017/05/15
15586	BOCI Asia Ltd.	BOCL European Warrants Jan 2018 A	0.150	4.098 per unit	2018/01/24	100,000,000	2017/05/15
15585	BOCI Asia Ltd.	CC Bank European Warrants Sep 2017 A	0.150	6.69 per unit	2017/09/22	100,000,000	2017/05/15
15538	BOCI Asia Ltd.	Galaxy Ent European Warrants Nov 2017 A	0.272	43.8800	2017/11/20	100,000,000	2017/05/15
15536	BOCI Asia Ltd.	HSBC European Put Warrants Nov 2017 A	0.253	62.0000	2017/11/27	200,000,000	2017/05/15
15539	BOCI Asia Ltd.	PetroChina European Warrants Oct 2017 A	0.202	5.71 per unit	2017/10/24	100,000,000	2017/05/15
15587	BOCI Asia Ltd.	Tencent Holdings European Wts Nov 2017 B	0.643	316.0800	2017/11/30	200,000,000	2017/05/15
15581	BOCI Asia Ltd.	Tencent Holdings European Wts Feb 2018 A	0.250	270 per 100 units	2018/02/27	200,000,000	2017/05/15
15584	BOCI Asia Ltd.	Tencent Holdings European Wts Apr 2018 A	0.250	280.20 per 100 units	2018/04/23	200,000,000	2017/05/15
15588	Credit Suisse AG	AIA European Warrants Jan 2018 A	0.250	63.3800	2018/01/03	70,000,000	2017/05/15
15606	Goldman Sachs SP (Asia)	BOCL European Warrants Jan 2018 A	0.150	4.09 per unit	2018/01/23	80,000,000	2017/05/15
15608	Goldman Sachs SP (Asia)	HKEK European Put Wts Sep 2017 D	0.150	188.78 per 100 units	2017/09/26	100,000,000	2017/05/15
15604	Goldman Sachs SP (Asia)	Tencent European Wt Jul 2018 A	0.150	300.20 per 100 units	2018/07/27	200,000,000	2017/05/15
15567	HK Bank	AAC Tech European Warrants Nov 2017 B	0.220	98.83 per 100 units	2017/11/29	180,000,000	2017/05/15
15568	HK Bank	AAC Tech European Warrants Dec 2017 B	0.280	88.05 per 100 units	2017/12/20	180,000,000	2017/05/15
15561	HK Bank	AAC Tech European Warrants Jan 2018 B	0.200	108.08 per 100 units	2018/01/29	180,000,000	2017/05/15
15558	HK Bank	Galaxy Ent European Warrants Nov 2017 A	0.300	42.8800	2017/11/30	40,000,000	2017/05/15
15559	HK Bank	Sands China European Warrants Oct 2017 B	0.150	37.3300	2017/10/23	68,000,000	2017/05/15
15592	J P Morgan SP BV	CAM CSI300 European Warrants Apr 2018 A	0.250	41.4100	2018/04/03	100,000,000	2017/05/15
15593	J P Morgan SP BV	Haitong Sec European Warrants Aug 2018 A	0.150	15.5000	2018/08/13	100,000,000	2017/05/15
15575	Macquarie Bank Ltd.	PetroChina European Wts Dec 2017 A	0.556	5.18 per unit	2017/12/04	18,000,000	2017/05/15

Newly listed derivative warrants (continued)

Code	Issuer	Name of issue	Issue prices (HK\$)	Strike level/ Subscription price (HK\$) per 10 units	Subscription/ exercise period	Unit issued on initial listing	Listing date
15577	Macquarie Bank Ltd.	Ping An European Warrants Apr 2018 A	0.251	51.6800	2018/04/04	40,000,000	2017/05/15
15576	Macquarie Bank Ltd.	Tencent European Warrants Dec 2017 E	1.113	280.8800	2017/12/04	9,000,000	2017/05/15
15574	Macquarie Bank Ltd.	Zhaojin Mining Euro Wts May 2018 A	1.305	8.08 per unit	2018/05/02	8,000,000	2017/05/15
15555	SG Issuer	AAC Tech European Warrants Jan 2018 A	0.250	93.50 per 100 units	2018/01/04	70,000,000	2017/05/15
15569	SG Issuer	AAC Tech European Warrants Jan 2018 B	0.250	105 per 100 units	2018/01/04	70,000,000	2017/05/15
15570	SG Issuer	Anhui Conch European Warrants Jan 2018 A	0.250	27.8800	2018/01/04	40,000,000	2017/05/15
15557	SG Issuer	Galaxy Ent European Warrants Sep 2017 A	0.160	45.0500	2017/09/05	70,000,000	2017/05/15
15572	SG Issuer	ICBC European Put Wt Dec 2017 C	0.250	4.60 per unit	2017/12/05	60,000,000	2017/05/15
15602	UBS AG	AIA European Warrants Dec 2017 B	0.252	62.8800	2017/12/11	100,000,000	2017/05/15
15596	UBS AG	BOCL European Warrants Dec 2017 A	0.150	3.89 per unit	2017/12/20	70,000,000	2017/05/15
15598	UBS AG	CITIC Bank European Warrants Dec 2017 A	0.155	5.31 per unit	2017/12/19	70,000,000	2017/05/15
15595	UBS AG	ICBC European Warrants Nov 2017 A	0.157	5.19 per unit	2017/11/27	70,000,000	2017/05/15
14726 [#]	Credit Suisse AG	Tencent Holdings European Wts Oct 2017 E	0.136	259.08 per 100 units	2017/10/27	100,000,000	2017/05/15
15619	BOCI Asia Ltd.	BOC HK European Warrants Jan 2018 A	0.158	35.7300	2018/01/24	100,000,000	2017/05/16
15620	BOCI Asia Ltd.	CM Bank European Warrants Mar 2018 A	0.151	22.0500	2018/03/26	100,000,000	2017/05/16
15613	BOCI Asia Ltd.	CNOOC European Warrants Nov 2017 B	0.362	9.58 per unit	2017/11/20	100,000,000	2017/05/16
15614	BOCI Asia Ltd.	Galaxy Ent European Put Warrants Nov 2017 B	0.254	36.8800	2017/11/20	100,000,000	2017/05/16
15618	BOCI Asia Ltd.	Ping An European Warrants Nov 2017 A	0.261	43.8800	2017/11/20	200,000,000	2017/05/16
15657	Credit Suisse AG	Tencent Holdings European Wts Aug 2017 D	0.325	301.0800	2017/08/28	50,000,000	2017/05/16
15677	Goldman Sachs SP (Asia)	HSI European Put Wts Sep 2017 E	0.150	24,500 per 8,000 units	2017/09/28	200,000,000	2017/05/16
15674	Goldman Sachs SP (Asia)	PetroChina European Wts Oct 2017 A	0.150	5.79 per unit	2017/10/26	80,000,000	2017/05/16
15664	Goldman Sachs SP (Asia)	Tencent European Put Wt Oct 2017 F	0.150	236.68 per 100 units	2017/10/27	150,000,000	2017/05/16
15650	HK Bank	HSI European Warrants Dec 2017 A	0.150	24,888 per 8,000 units	2017/12/28	150,000,000	2017/05/16
15651	HK Bank	HSI European Warrants Dec 2017 B	0.170	23,900 per 8,000 units	2017/12/28	150,000,000	2017/05/16
15648	HK Bank	HSI European Warrants Apr 2018 A	0.150	26,088 per 8,000 units	2018/04/27	150,000,000	2017/05/16
15652	HK Bank	HSI European Put Warrants Sep 2017 D	0.150	24,500 per 8,000 units	2017/09/28	150,000,000	2017/05/16
15653	HK Bank	HSI European Put Warrants Dec 2017 C	0.150	23,088 per 6,000 units	2017/12/28	150,000,000	2017/05/16
15660	J P Morgan SP BV	CKH European Warrants Dec 2017 A	0.254	109.0900	2017/12/29	80,000,000	2017/05/16
15658	J P Morgan SP BV	HKEX European Put Wts Dec 2017 B	0.154	185 per 100 units	2017/12/29	200,000,000	2017/05/16
15659	J P Morgan SP BV	HSI European Put Warrants Nov 2017 C	0.252	25,500 per 10,000 units	2017/11/29	200,000,000	2017/05/16
15654	Macquarie Bank Ltd.	BYD European Warrants Jan 2018 A	0.371	55.8800	2018/01/03	27,000,000	2017/05/16
15656	Macquarie Bank Ltd.	Lenovo European Warrants Jan 2018 B	0.250	5.98 per unit	2018/01/03	40,000,000	2017/05/16
15631	SG Issuer	CGS European Warrants Jan 2018 A	0.670	7.50 per unit	2018/01/04	15,000,000	2017/05/16
15623	SG Issuer	China Overseas European Warrants Dec 2017 B	0.160	22.2700	2017/12/05	63,000,000	2017/05/16
15639	SG Issuer	HKEX European Put Warrants Jan 2018 A	0.150	185 per 100 units	2018/01/04	200,000,000	2017/05/16
15633	SG Issuer	Haitong Sec European Warrants Sep 2018 A	0.170	15.3500	2018/09/05	60,000,000	2017/05/16
15642	SG Issuer	Huaneng Power European Warrants Dec 2017 A	0.500	5.85 per unit	2017/12/05	20,000,000	2017/05/16
15624	SG Issuer	SMIC European Warrants Mar 2018 A	0.180	10.1000	2018/03/22	70,000,000	2017/05/16
15643	SG Issuer	Tencent European Warrants Nov 2017 F	0.620	300.9900	2017/11/03	20,000,000	2017/05/16
15645	SG Issuer	Tencent European Warrants Mar 2018 C	0.190	269.99 per 100 units	2018/03/05	200,000,000	2017/05/16
15630	SG Issuer	Tencent European Put Warrants Nov 2017 E	0.150	236.88 per 100 units	2017/11/03	200,000,000	2017/05/16
15681	UBS AG	CITIC Sec European Warrants Jul 2018 A	0.197	18.4000	2018/07/26	60,000,000	2017/05/16
15684	UBS AG	Minsheng Bank European Warrants Oct 2017 A	0.192	8.69 per unit	2017/10/30	60,000,000	2017/05/16

Newly listed derivative warrants (continued)

Code	Issuer	Name of issue	Issue prices (HK\$)	Strike level/ Subscription price (HK\$) per 10 units	Subscription/ exercise period	Unit issued on initial listing	Listing date
15678	UBS AG	China Mobile European Put Warrants Nov 2017 B	0.366	77.8800	2017/11/15	50,000,000	2017/05/16
15687	UBS AG	Sinopec Corp European Warrants Sep 2017 A	0.157	6.81 per unit	2017/09/22	70,000,000	2017/05/16
15689	UBS AG	HKEX European Warrants Sep 2017 D	0.369	231.0800	2017/09/04	50,000,000	2017/05/16
15700	UBS AG	HSI European Warrants Apr 2018 A	0.151	26,200 per 8,000 units	2018/04/27	200,000,000	2017/05/16
15698	UBS AG	Ping An European Warrants Oct 2017 A	0.155	51.0500	2017/10/26	100,000,000	2017/05/16
15691	UBS AG	Tencent Holdings European Warrants Feb 2018 A	0.250	274 per 100 units	2018/02/02	300,000,000	2017/05/16
15699	UBS AG	Tencent Holdings European Put Warrants Nov 2017 B	0.258	246 per 100 units	2017/11/15	200,000,000	2017/05/16
27990#	UBS AG	HSI European Put Warrants Aug 2017 B	0.055	24,000 per 9,600 units	2017/08/30	200,000,000	2017/05/16
15716	BOCI Asia Ltd.	Ch Comm Cons European Warrants Nov 2018 A	0.183	11.9000	2018/11/21	100,000,000	2017/05/17
15719	BOCI Asia Ltd.	HSBC European Warrants Nov 2017 B	0.151	75.0500	2017/11/28	200,000,000	2017/05/17
15724	BOCI Asia Ltd.	HSI European Warrants Apr 2018 A	0.152	26,300 per 8,000 units	2018/04/27	100,000,000	2017/05/17
15726	BOCI Asia Ltd.	HSI European Put Warrants Sep 2017 D	0.152	24,500 per 8,000 units	2017/09/28	100,000,000	2017/05/17
15718	BOCI Asia Ltd.	Ping An European Warrants Nov 2017 B	0.152	51.0500	2017/11/02	200,000,000	2017/05/17
15717	BOCI Asia Ltd.	Sands China European Put Wts Nov 2017 B	0.255	32.2800	2017/11/27	100,000,000	2017/05/17
15742	Credit Suisse AG	Tencent Holdings European Wts Feb 2018 C	0.250	280.48 per 100 units	2018/02/28	150,000,000	2017/05/17
15743	Credit Suisse AG	Tencent Holdings Euro Put Wts Nov 2017 C	0.250	244.98 per 100 units	2017/11/30	150,000,000	2017/05/17
15744	Goldman Sachs SP (Asia)	AIA European Warrants Nov 2017 A	0.250	63.3800	2017/11/30	60,000,000	2017/05/17
15748	Goldman Sachs SP (Asia)	Tencent European Wt Feb 2018 B	0.180	270.18 per 100 units	2018/02/21	150,000,000	2017/05/17
15769	J P Morgan SP BV	China Life European Warrants Jan 2018 B	0.150	29.4900	2018/01/02	100,000,000	2017/05/17
15764	J P Morgan SP BV	HKEX European Warrants Oct 2017 D	0.233	228.0000	2017/10/03	100,000,000	2017/05/17
15768	J P Morgan SP BV	HSI European Warrants Jan 2018 B	0.250	26,600 per 6,000 units	2018/01/30	300,000,000	2017/05/17
15767	J P Morgan SP BV	HSI European Put Warrants Dec 2017 D	0.154	23,700 per 8,000 units	2017/12/28	300,000,000	2017/05/17
15770	J P Morgan SP BV	Melco Int'l Dev European Wts Jan 2018 A	0.252	20.2000	2018/01/03	60,000,000	2017/05/17
15763	J P Morgan SP BV	Tencent European Warrants Dec 2017 D	0.606	311.1100	2017/12/01	100,000,000	2017/05/17
15736	J P Morgan SP BV	Tencent European Warrants Mar 2018 C	0.251	282.82 per 100 units	2018/03/02	200,000,000	2017/05/17
15702	Macquarie Bank Ltd.	AIA European Warrants Mar 2018 A	0.343	61.8800	2018/03/02	30,000,000	2017/05/17
15737	Macquarie Bank Ltd.	Air China European Warrants Jun 2018 A	1.001	8.88 per unit	2018/06/04	10,000,000	2017/05/17
15740	Macquarie Bank Ltd.	ASM Pacific European Wts Apr 2019 A	0.435	155.88 per 100 units	2019/04/16	23,000,000	2017/05/17
15739	Macquarie Bank Ltd.	CPIC European Warrants Jun 2018 A	0.250	33.8800	2018/06/04	40,000,000	2017/05/17
15741	Macquarie Bank Ltd.	HKEX European Warrants Dec 2017 A	0.250	250.8800	2017/12/04	40,000,000	2017/05/17
15753	Macquarie Bank Ltd.	HSBC European Warrants Dec 2017 B	1.098	88.88 per unit	2017/12/04	10,000,000	2017/05/17
15727	SG Issuer	HKEX European Warrants Oct 2017 D	0.335	228.2000	2017/10/03	30,000,000	2017/05/17
15703	SG Issuer	HSCEI European Put Warrants Jan 2018 A	0.250	10,000 per 4,000 units	2018/01/30	150,000,000	2017/05/17
15708	SG Issuer	HSI European Put Warrants Nov 2017 C	0.250	24,800 per 8,000 units	2017/11/29	150,000,000	2017/05/17
15712	SG Issuer	HSI European Put Warrants Mar 2018 C	0.250	23,400 per 8,000 units	2018/03/28	150,000,000	2017/05/17
15728	SG Issuer	Ping An European Put Warrants Dec 2017 B	0.250	43.0000	2017/12/05	80,000,000	2017/05/17
15729	SG Issuer	Tencent European Warrants Feb 2018 A	0.250	273.88 per 100 units	2018/02/05	200,000,000	2017/05/17
15732	SG Issuer	Tencent European Warrants Apr 2018 B	0.250	288.88 per 100 units	2018/04/06	200,000,000	2017/05/17
15751	UBS AG	HSI European Warrants Nov 2017 A	0.154	25,800 per 6,000 units	2017/11/29	200,000,000	2017/05/17
15749	UBS AG	Tencent Holdings European Warrants Apr 2018 A	0.250	291 per 100 units	2018/04/16	300,000,000	2017/05/17
14936#	UBS AG	Tencent Holdings European Put Warrants Nov 2017 A	0.080	236.88 per 100 units	2017/11/03	150,000,000	2017/05/17
15803	BNP Paribas Issuance B.V.	Ping An European Wt Nov 2017 A	0.150	51.0000	2017/11/02	70,000,000	2017/05/18
15800	BNP Paribas Issuance B.V.	Ping An European Wt Dec 2017 A	0.180	48.8800	2017/12/04	70,000,000	2017/05/18

Newly listed derivative warrants (continued)

Code	Issuer	Name of issue	Issue prices (HK\$)	Strike level/ Subscription price (HK\$) per 10 units	Subscription/ exercise period	Unit issued on initial listing	Listing date
15807	BNP Paribas Issuance B.V.	Ping An European Wt Jun 2018 A	0.260	53.0000	2018/06/04	50,000,000	2017/05/18
15793	BNP Paribas Issuance B.V.	Tencent Hldgs Eu Wt Mar 2018 B	0.210	273.28 per 100 units	2018/03/02	100,000,000	2017/05/18
15794	BNP Paribas Issuance B.V.	Tencent Hldgs Eu Wt May 2018 A	0.220	280.88 per 100 units	2018/05/03	100,000,000	2017/05/18
15809	BNP Paribas Issuance B.V.	Tencent Hldgs Eu Wt Aug 2018 C	0.260	268.88 per 100 units	2018/08/02	100,000,000	2017/05/18
15799	BNP Paribas Issuance B.V.	Tencent Hldgs Eu Wt Nov 2018 A	0.250	310 per 100 units	2018/11/02	100,000,000	2017/05/18
15811	Credit Suisse AG	HKEX European Warrants Oct 2017 C	0.250	228.2000	2017/10/03	50,000,000	2017/05/18
15810	Credit Suisse AG	Techtronic European Warrants Nov 2017 A	0.250	39.8800	2017/11/17	50,000,000	2017/05/18
15775	Goldman Sachs SP (Asia)	HSBC European Warrants Oct 2017 A	0.150	73.9300	2017/10/26	80,000,000	2017/05/18
15827	Goldman Sachs SP (Asia)	HSBC European Put Wts Oct 2017 B	0.150	58.8300	2017/10/26	80,000,000	2017/05/18
15828	Goldman Sachs SP (Asia)	HSI European Put Wts Dec 2017 B	0.150	23,888 per 6,000 units	2017/12/28	200,000,000	2017/05/18
15830	Goldman Sachs SP (Asia)	HSI European Put Wts Dec 2017 C	0.150	23,088 per 6,000 units	2017/12/28	200,000,000	2017/05/18
15824	Goldman Sachs SP (Asia)	Tencent European Wt Sep 2017 I	0.350	316.0800	2017/09/26	30,000,000	2017/05/18
15826	Goldman Sachs SP (Asia)	Tencent European Wt Oct 2017 G	0.350	331.0800	2017/10/26	30,000,000	2017/05/18
15823	Goldman Sachs SP (Asia)	Tencent European Wt Apr 2018 A	0.262	281.08 per 100 units	2018/04/26	150,000,000	2017/05/18
15786	Haitong Int'l Sec	IGG European Warrants Nov 2017 A	0.250	13.9000	2017/11/02	80,000,000	2017/05/18
15789	Haitong Int'l Sec	Meitu European Warrants Nov 2017 A	0.214	13.5880	2017/11/02	70,000,000	2017/05/18
15791	Haitong Int'l Sec	Meitu European Warrants Mar 2018 A	0.355	12.2800	2018/03/28	80,000,000	2017/05/18
15785	Haitong Int'l Sec	Tencent European Warrants Jun 2018 A	0.197	291.18 per 100 units	2018/06/25	200,000,000	2017/05/18
15784	Haitong Int'l Sec	Tencent European Warrants Aug 2018 A	0.286	272 per 100 units	2018/08/08	200,000,000	2017/05/18
15788	Haitong Int'l Sec	Zoomlion European Warrants Dec 2017 A	0.489	4.48 per unit	2017/12/29	25,000,000	2017/05/18
15821	J P Morgan SP BV	Ping An European Put Warrants Nov 2017 B	0.150	39.9300	2017/11/01	100,000,000	2017/05/18
15822	J P Morgan SP BV	SPDR Gold Trust European Wts Dec 2017 A	0.506	999.90 per 100 units	2017/12/05	20,000,000	2017/05/18
15816	J P Morgan SP BV	Tencent European Put Warrants Nov 2017 E	0.152	240.80 per 100 units	2017/11/01	200,000,000	2017/05/18
15776	Macquarie Bank Ltd.	China Cinda European Wts Mar 2018 A	0.373	3.18 per unit	2018/03/02	27,000,000	2017/05/18
15812	Macquarie Bank Ltd.	HKEX European Warrants Dec 2017 B	0.871	215.8800	2017/12/04	11,500,000	2017/05/18
15777	Macquarie Bank Ltd.	Meitu European Warrants Dec 2017 A	0.286	12.9800	2017/12/04	36,000,000	2017/05/18
15778	Macquarie Bank Ltd.	Sands China European Wts Dec 2017 A	0.250	37.8880	2017/12/04	40,000,000	2017/05/18
15792	SG Issuer	China Life European Warrants Jan 2018 B	0.150	29.5300	2018/01/04	120,000,000	2017/05/18
15772	SG Issuer	China Life European Put Warrants Jan 2018 A	0.150	21.8300	2018/01/04	100,000,000	2017/05/18
15783	SG Issuer	HSI European Warrants Feb 2018 B	0.250	25,400 per 8,000 units	2018/02/27	150,000,000	2017/05/18
15813	UBS AG	CGS European Warrants Nov 2017 B	0.507	8.18 per unit	2017/11/17	20,000,000	2017/05/18
15814	UBS AG	China Tel European Warrants Nov 2017 A	0.150	4.41 per unit	2017/11/23	70,000,000	2017/05/18
15848	BOCI Asia Ltd.	Tencent Holdings European Put Wts Oct 2017 F	0.150	240.88 per 100 units	2017/10/26	100,000,000	2017/05/19
15847	BOCI Asia Ltd.	Tencent Holdings European Put Wts Dec 2017 C	0.150	236.36 per 100 units	2017/12/28	100,000,000	2017/05/19
15843	BNP Paribas Issuance B.V.	CKH European Wts Feb 2018 A	0.250	120.0000	2018/02/02	40,000,000	2017/05/19
15841	BNP Paribas Issuance B.V.	HSBC European Wts Feb 2018 A	0.280	75.0000	2018/02/02	50,000,000	2017/05/19
15842	BNP Paribas Issuance B.V.	HSBC European Wts Jun 2018 A	0.280	78.8800	2018/06/04	50,000,000	2017/05/19
15844	BNP Paribas Issuance B.V.	PetroCh Euro Wts Mar 2018 A	0.250	6 per unit	2018/03/02	40,000,000	2017/05/19
15877	Credit Suisse AG	Lenovo European Warrants Nov 2017 A	0.250	5.49 per unit	2017/11/02	50,000,000	2017/05/19
15875	Credit Suisse AG	Sunny Optical European Warrants Sep 2017A	0.580	70.0500	2017/09/29	25,000,000	2017/05/19
15846	Credit Suisse AG	China Vanke European Warrants Dec 2017 A	0.150	23.4300	2017/12/29	70,000,000	2017/05/19
15873	Goldman Sachs Sp (Asia)	ICBC European Warrants Nov 2017 B	0.250	5.30 per unit	2017/11/27	80,000,000	2017/05/19
15870	Goldman Sachs SP (Asia)	Tencent European Wt Nov 2017 D	0.250	264.88 per 100 units	2017/11/30	150,000,000	2017/05/19

Newly listed derivative warrants (continued)

Code	Issuer	Name of issue	Issue prices (HK\$)	Strike level/ Subscription price (HK\$) per 10 units	Subscription/ exercise period	Unit issued on initial listing	Listing date
15871	Goldman Sachs SP (Asia)	Tencent European Wt Jan 2018 A	0.250	276.88 per 100 units	2018/01/31	150,000,000	2017/05/19
15872	Goldman Sachs SP (Asia)	Tencent European Wt Feb 2018 C	0.250	284.88 per 100 units	2018/02/28	150,000,000	2017/05/19
15866	Haitong Int'l Sec	HSI European Warrants Jan 2018 C	0.250	26,688 per 6,000 units	2018/01/30	200,000,000	2017/05/19
15867	Haitong Int'l Sec	HSI European Warrants Mar 2018 D	0.250	26,200 per 8,000 units	2018/03/28	200,000,000	2017/05/19
15855	Haitong Int'l Sec	HSI European Put Warrants Sep 2017 E	0.150	24,600 per 8,000 units	2017/09/28	150,000,000	2017/05/19
15858	Haitong Int'l Sec	HSI European Put Warrants Dec 2017 B	0.150	23,188 per 6,000 units	2017/12/28	150,000,000	2017/05/19
15865	Haitong Int'l Sec	HSI European Put Warrants Dec 2017 C	0.201	23,888 per 6,000 units	2017/12/28	150,000,000	2017/05/19
15860	Haitong Int'l Sec	HSI European Put Warrants Mar 2018 C	0.179	22,888 per 6,000 units	2018/03/28	150,000,000	2017/05/19
15851	J P Morgan SP BV	AAC Tech European Put Warrants Dec 2017 A	0.251	91.68 per 100 units	2017/12/29	50,000,000	2017/05/19
15854	J P Morgan SP BV	IGG European Warrants Mar 2018 A	0.347	15.8800	2018/03/02	50,000,000	2017/05/19
15834	Macquarie Bank Ltd.	Geely Auto European Put Ws Dec 2017 B	0.698	8.98 per unit	2017/12/04	15,000,000	2017/05/19
15836	Macquarie Bank Ltd.	IGG European Warrants Dec 2017 A	0.379	12.1800	2017/12/18	27,000,000	2017/05/19
15839	SG Issuer	CSOP A50 ETF European Warrants Feb 2018 A	0.335	13.88 per unit	2018/02/05	30,000,000	2017/05/19
15837	SG Issuer	HKEX European Warrants Dec 2018 B	0.250	200 per 100 units	2018/12/05	200,000,000	2017/05/19
15831	SG Issuer	HSI European Warrants Nov 2017 D	0.150	25,800 per 6,000 units	2017/11/29	150,000,000	2017/05/19
15838	SG Issuer	Tencent European Put Warrants Apr 2018 C	0.150	229.09 per 100 units	2018/04/06	200,000,000	2017/05/19
15890	UBS AG	AAC Tech European Warrants Nov 2017 B	0.253	84.88 per 100 units	2017/11/20	70,000,000	2017/05/19
15879	UBS AG	AAC Tech European Warrants Dec 2017 A	0.198	93.43 per 100 units	2017/12/29	70,000,000	2017/05/19
15880	UBS AG	HSI European Warrants Jan 2018 B	0.250	26,800 per 6,000 units	2018/01/30	200,000,000	2017/05/19
15882	UBS AG	HSI European Put Warrants Dec 2017 A	0.250	23,800 per 7,000 units	2017/12/28	200,000,000	2017/05/19
15893	UBS AG	SMIC European Warrants Mar 2018 A	0.150	10.0800	2018/03/29	70,000,000	2017/05/19
15878	UBS AG	SMIC European Warrants Apr 2018 A	0.250	8.8800	2018/04/23	60,000,000	2017/05/19
28061 [#]	Credit Suisse AG	HKEX European Warrants Dec 2017 B	0.059	212.20 per 100 units	2017/12/01	170,000,000	2017/05/19
15926	BNP Paribas Issuance B.V.	CC Bank Euro Wts Jun 2018 A	0.250	7.30 per unit	2018/06/04	40,000,000	2017/05/22
15927	BNP Paribas Issuance B.V.	China Life Euro Wts Feb 2018 A	0.190	26.2800	2018/02/02	60,000,000	2017/05/22
15929	BNP Paribas Issuance B.V.	CNOOC European Wts Oct 2017 C	0.280	10 per unit	2017/10/04	40,000,000	2017/05/22
15902	BNP Paribas Issuance B.V.	HSI European Wts Sep 2018 A	0.250	25,500 per 6,000 units	2018/09/27	80,000,000	2017/05/22
15901	BNP Paribas Issuance B.V.	HSI European Wts Dec 2018 A	0.260	25,800 per 6,000 units	2018/12/28	80,000,000	2017/05/22
15903	BNP Paribas Issuance B.V.	HSI European Wts Jun 2019 A	0.270	26,500 per 6,000 units	2019/06/27	80,000,000	2017/05/22
15905	BNP Paribas Issuance B.V.	HSI Euro Put Wts Mar 2018 D	0.260	24,500 per 6,000 units	2018/03/28	80,000,000	2017/05/22
15906	BNP Paribas Issuance B.V.	HSI Euro Put Wts Jun 2018 B	0.280	24,000 per 6,000 units	2018/06/28	80,000,000	2017/05/22
15908	BNP Paribas Issuance B.V.	Tencent Hldgs Eu Wt Jan 2018 D	0.320	333.0000	2018/01/03	40,000,000	2017/05/22
15930	Credit Suisse AG	HSBC European Put Warrants Nov 2017 B	0.250	65.4800	2017/11/30	70,000,000	2017/05/22
15947	Goldman Sachs SP (Asia)	China Life Euro Wts Oct 2017 B	0.150	26.8000	2017/10/27	80,000,000	2017/05/22
15948	Goldman Sachs SP (Asia)	HKEX European Warrants Sep 2017 E	0.286	228.0800	2017/09/18	35,000,000	2017/05/22
15899	Haitong Int'l Sec	Tencent European Put Warrants Oct 2017 E	0.150	240.88 per 100 units	2017/10/30	150,000,000	2017/05/22
15896	Haitong Int'l Sec	Tencent European Put Warrants Dec 2017 A	0.150	236.18 per 100 units	2017/12/28	150,000,000	2017/05/22
15900	Haitong Int'l Sec	Tencent European Put Warrants Dec 2018 A	0.250	220 per 100 units	2018/12/31	150,000,000	2017/05/22
15961	J P Morgan SP BV	BOCL European Warrants Jan 2018 A	0.179	4.09 per unit	2018/01/31	100,000,000	2017/05/22
15956	J P Morgan SP BV	China Mob European Wts Oct 2017 C	0.152	95.0000	2017/10/30	100,000,000	2017/05/22
15959	J P Morgan SP BV	GCL-Poly European Warrants Sep 2018 A	0.157	1.28 per unit	2018/09/28	70,000,000	2017/05/22
15960	J P Morgan SP BV	ICBC European Warrants Feb 2018 A	0.157	5.80 per unit	2018/02/28	100,000,000	2017/05/22
15953	J P Morgan SP BV	PetroChina European Put Warrants Dec 17 A	0.251	4.94 per unit	2017/12/04	100,000,000	2017/05/22

Newly listed derivative warrants (continued)

Code	Issuer	Name of issue	Issue prices (HK\$)	Strike level/ Subscription price (HK\$) per 10 units	Subscription/ exercise period	Unit issued on initial listing	Listing date
15952	J P Morgan SP BV	Tencent European Warrants Mar 2018 D	0.250	291.91 per 100 units	2018/03/02	200,000,000	2017/05/22
15917	Macquarie Bank Ltd.	Tencent European Warrants Dec 2017 G	0.265	255.88 per 100 units	2017/12/04	40,000,000	2017/05/22
15911	Macquarie Bank Ltd.	Tencent European Put Wts Dec 2017 F	0.250	260.88 per 100 units	2017/12/04	40,000,000	2017/05/22
15918	SG Issuer	Ch Mob European Warrants Jan 2018 A	0.150	100.1000	2018/01/04	70,000,000	2017/05/22
15909	SG Issuer	Henganintl Eu Wt Dec 2017 A	0.500	62.8800	2017/12/05	20,000,000	2017/05/22
15919	SG Issuer	HSBC European Put Warrants Dec 2017 D	0.255	64.0000	2017/12/05	80,000,000	2017/05/22
15921	SG Issuer	Ping An European Warrants Oct 2017 C	0.150	53.3800	2017/10/06	100,000,000	2017/05/22
15923	SG Issuer	Tencent European Warrants Oct 2017 G	0.500	316.0800	2017/10/06	20,000,000	2017/05/22
15924	SG Issuer	Tencent European Put Warrants Dec 2017 D	0.250	255 per 100 units	2017/12/05	200,000,000	2017/05/22
15944	UBS AG	AAC Tech European Put Warrants Jan 2018 A	0.250	84.88 per 100 units	2018/01/29	40,000,000	2017/05/22
15945	UBS AG	China Life European Warrants Oct 2017 C	0.150	26.8000	2017/10/27	100,000,000	2017/05/22
15931	UBS AG	HSBC European Warrants Nov 2017 A	0.152	76.9300	2017/11/27	100,000,000	2017/05/22
15936	UBS AG	HSBC European Put Warrants Nov 2017 B	0.357	64.8800	2017/11/21	100,000,000	2017/05/22
15941	UBS AG	Ping An European Put Warrants Nov 2017 B	0.251	43.0000	2017/11/21	70,000,000	2017/05/22
15997	BNP Paribas Issuance B.V.	Meitu European Warrants Nov17A	0.240	13.5800	2017/11/02	100,000,000	2017/05/23
15998	Credit Suisse AG	Tencent Holdings European Wts Jan 2018 B	0.250	285.58 per 100 units	2018/01/31	150,000,000	2017/05/23
16005	Goldman Sachs SP (Asia)	HSI European Warrants Dec 2017 D	0.150	26,088 per 6,300 units	2017/12/28	200,000,000	2017/05/23
16003	Goldman Sachs SP (Asia)	Tencent European Wt Aug 2017 G	0.326	301.0800	2017/08/28	40,000,000	2017/05/23
15971	Haitong Int'l Sec	CRRC European Warrants Nov 2017 A	0.460	8.68 per unit	2017/11/30	25,000,000	2017/05/23
15969	Haitong Int'l Sec	HSBC European Warrants Jan 2018 A	0.250	75.9500	2018/01/22	100,000,000	2017/05/23
15970	Haitong Int'l Sec	HSBC European Warrants Jun 2018 B	0.250	80.0000	2018/06/04	100,000,000	2017/05/23
15973	Haitong Int'l Sec	Kingsoft European Warrants Mar 2018 A	0.250	26.8800	2018/03/28	80,000,000	2017/05/23
15974	Haitong Int'l Sec	ND Paper European Warrants Dec 2018 A	0.220	10.9000	2018/12/20	100,000,000	2017/05/23
15972	Haitong Int'l Sec	Sunny Optical European Warrants Dec 17 A	0.540	80.0500	2017/12/12	25,000,000	2017/05/23
15967	Macquarie Bank Ltd.	CC Bank European Warrants Dec 2017 A	0.343	6.79 per unit	2017/12/04	30,000,000	2017/05/23
15986	Macquarie Bank Ltd.	CNOOC European Warrants Jan 2018 A	0.358	10.88 per unit	2018/01/03	28,000,000	2017/05/23
15980	Macquarie Bank Ltd.	China Shenhua European Wts Jul 2018 A	0.250	22.8800	2018/07/04	40,000,000	2017/05/23
15976	Macquarie Bank Ltd.	GCL-Poly Energy European Wts Dec 2018 A	0.257	0.98 per unit	2018/12/04	39,000,000	2017/05/23
15978	Macquarie Bank Ltd.	NCI European Warrants Jun 2018 A	0.250	55.8800	2018/06/04	40,000,000	2017/05/23
15989	SG Issuer	BOCL European Warrants Jun 2018 A	0.150	4.69 per unit	2018/06/05	80,000,000	2017/05/23
15988	SG Issuer	BOCL European Put Warrants Jan 2018 B	0.250	3.50 per unit	2018/01/04	60,000,000	2017/05/23
15991	SG Issuer	GF Sec European Warrants May 2018 A	0.250	17.8800	2018/05/04	50,000,000	2017/05/23
15992	SG Issuer	HLand European Warrants Dec 2017 A	0.250	55.8800	2017/12/05	40,000,000	2017/05/23
15975	SG Issuer	HSI European Warrants Feb 2018 C	0.250	26,000 per 8,000 units	2018/02/27	150,000,000	2017/05/23
15993	SG Issuer	HTSC European Warrants Feb 2018 A	0.150	18.0200	2018/02/15	67,000,000	2017/05/23
15994	SG Issuer	PetroChina European Put Warrants Dec 2017 B	0.275	5 per unit	2017/12/05	60,000,000	2017/05/23
15996	SG Issuer	Wharf European Warrants Dec 2017 A	0.480	75.8800	2017/12/05	21,000,000	2017/05/23
16012	UBS AG	BYD European Warrants Oct 2017 A	0.254	49.9300	2017/10/03	40,000,000	2017/05/23
16025	UBS AG	China Mobile European Warrants Sep 2017 B	0.152	91.9300	2017/09/27	100,000,000	2017/05/23
16016	UBS AG	China Shenhua European Warrants Dec 2017 A	0.151	21.3300	2017/12/20	70,000,000	2017/05/23
16017	UBS AG	Fosun Intl European Warrants Feb 2018 A	0.150	14.7000	2018/02/23	70,000,000	2017/05/23
16022	UBS AG	HSBC European Warrants Nov 2017 C	0.253	71.8800	2017/11/22	100,000,000	2017/05/23
16021	UBS AG	HSI European Warrants Dec 2017 C	0.152	26,000 per 6,300 units	2017/12/28	200,000,000	2017/05/23

Newly listed derivative warrants (continued)

Code	Issuer	Name of issue	Issue prices (HK\$)	Strike level/ Subscription price (HK\$) per 10 units	Subscription/ exercise period	Unit issued on initial listing	Listing date
16018	UBS AG	HSI European Put Warrants Nov 2017 B	0.176	25,400 per 10,000 units	2017/11/29	200,000,000	2017/05/23
16020	UBS AG	HSI European Put Warrants Dec 2017 B	0.150	23,600 per 8,000 units	2017/12/28	200,000,000	2017/05/23
15963	UBS AG	ICBC European Warrants Nov 2017 B	0.150	5.79 per unit	2017/11/21	100,000,000	2017/05/23
16024	UBS AG	Meitu European Warrants Dec 2017 A	0.250	16.0000	2017/12/18	70,000,000	2017/05/23
16015	UBS AG	Tencent Holdings European Warrants Oct 2017 F	0.490	331.0800	2017/10/26	30,000,000	2017/05/23
16027	UBS AG	Tencent Holdings European Warrants Apr 2018 B	0.250	300.38 per 100 units	2018/04/09	300,000,000	2017/05/23
16039	BOCI Asia Ltd.	AAC Tech European Warrants Feb 2018 B	0.250	82 per 100 units	2018/02/26	100,000,000	2017/05/24
16043	BOCI Asia Ltd.	AAC Tech European Warrants Apr 2018 A	0.197	88.93 per 100 units	2018/04/10	100,000,000	2017/05/24
16036	BOCI Asia Ltd.	CKH European Warrants Nov 2017 A	0.352	110.0000	2017/11/29	100,000,000	2017/05/24
16038	BOCI Asia Ltd.	Meitu European Warrants Nov 2017 A	0.250	14.3800	2017/11/27	50,000,000	2017/05/24
16044	Credit Suisse AG	CC Bank European Warrants Nov 2017 A	0.250	6.88 per unit	2017/11/30	50,000,000	2017/05/24
16053	Credit Suisse AG	Meitu European Warrants Nov 2017 B	0.260	11.4800	2017/11/23	70,000,000	2017/05/24
16035	Macquarie Bank Ltd.	IGG European Warrants Mar 2018 A	0.435	18.1800	2018/03/16	23,000,000	2017/05/24
16031	SG Issuer	CCB European Warrants Dec 2017 B	0.250	6.88 per unit	2017/12/05	80,000,000	2017/05/24
16033	SG Issuer	Link REIT European Warrants Jan 2018 A	0.400	61.8800	2018/01/04	25,000,000	2017/05/24
16032	SG Issuer	Stanchart European Warrants Dec 2017 B	0.630	83.8800	2017/12/05	16,000,000	2017/05/24
16034	SG Issuer	Tencent European Warrants Dec 2017 E	0.250	268.88 per 100 units	2017/12/05	200,000,000	2017/05/24
16054	UBS AG	Lenovo European Warrants Sep 2017 A	0.203	5.89 per unit	2017/09/22	50,000,000	2017/05/24
16056	UBS AG	Link REIT European Warrants Dec 2017 A	0.251	66.8800	2017/12/11	40,000,000	2017/05/24
16055	UBS AG	Stanchart European Warrants Nov 2017 A	0.411	84.8800	2017/11/23	25,000,000	2017/05/24
16078	BOCI Asia Ltd.	Tencent Holdings European Wts Nov 2017 C	0.777	330.6800	2017/11/01	30,000,000	2017/05/25
16077	BOCI Asia Ltd.	Tencent Holdings European Wts Jun 2018 A	0.265	300 per 100 units	2018/06/25	200,000,000	2017/05/25
16080	BOCI Asia Ltd.	Tencent Holdings European Put Wts Dec 2017 D	0.251	259.80 per 100 units	2017/12/04	100,000,000	2017/05/25
16096	Credit Suisse AG	Tencent Holdings European Wts Sep 2017 F	0.600	316.0800	2017/09/26	50,000,000	2017/05/25
16094	Credit Suisse AG	Tencent Holdings European Wts Nov 2017 E	0.250	286.68 per 100 units	2017/11/30	150,000,000	2017/05/25
16095	Credit Suisse AG	Tencent Holdings European Wts Jan 2018 C	0.250	300.68 per 100 units	2018/01/31	150,000,000	2017/05/25
16093	Credit Suisse AG	Tencent Holdings Euro Put Wts Nov 2017 D	0.250	258.68 per 100 units	2017/11/24	150,000,000	2017/05/25
16103	Goldman Sachs SP (Asia)	Greatwall Motor Eur Wts Jan 2018 A	0.549	8.80 per unit	2018/01/02	30,000,000	2017/05/25
16104	Goldman Sachs SP (Asia)	Haitong Sec Euro Wts Jan 2018 A	0.334	14.80 per unit	2018/01/02	30,000,000	2017/05/25
16101	Goldman Sachs SP (Asia)	Kingsoft European Wts Oct 2017 A	0.150	24.8800	2017/10/30	80,000,000	2017/05/25
16099	Goldman Sachs SP (Asia)	Lenovo European Wts Sep 2017 A	0.150	5.89 per unit	2017/09/25	80,000,000	2017/05/25
16100	Goldman Sachs SP (Asia)	Tencent European Put Wt Nov 2017 E	0.250	255 per 100 units	2017/11/30	150,000,000	2017/05/25
16063	HK Bank	AIA European Warrants Oct 2017 B	0.180	58.3300	2017/10/24	80,000,000	2017/05/25
16067	HK Bank	AIA European Put Warrants Nov 2017 A	0.250	51.8800	2017/11/30	40,000,000	2017/05/25
16069	HK Bank	Ping An European Warrants Nov 2017 B	0.250	49.3800	2017/11/30	50,000,000	2017/05/25
16072	HK Bank	Ping An European Put Warrants Nov 2017 C	0.250	43.8800	2017/11/30	40,000,000	2017/05/25
16068	HK Bank	Tencent European Warrants Nov 2017 C	0.900	308.8800	2017/11/24	20,000,000	2017/05/25
16073	HK Bank	Tencent European Warrants Dec 2017 C	0.250	278 per 100 units	2017/12/29	100,000,000	2017/05/25
16061	HK Bank	Tencent European Put Warrants Nov 2017 B	0.150	245.80 per 100 units	2017/11/08	100,000,000	2017/05/25
16092	J P Morgan SP BV	CNOOC European Warrants Dec 2017 A	0.253	10.10 per unit	2017/12/01	100,000,000	2017/05/25
16089	J P Morgan SP BV	Tencent European Warrants Apr 2018 C	0.254	309.09 per 100 units	2018/04/03	200,000,000	2017/05/25
16088	J P Morgan SP BV	Tencent European Warrants Jun 2018 A	0.253	323.23 per 100 units	2018/06/01	200,000,000	2017/05/25
16086	J P Morgan SP BV	Tencent European Put Warrants Dec 2017 E	0.250	255.55 per 100 units	2017/12/01	200,000,000	2017/05/25

Newly listed derivative warrants (continued)

Code	Issuer	Name of issue	Issue prices (HK\$)	Strike level/ Subscription price (HK\$) per 10 units	Subscription/ exercise period	Unit issued on initial listing	Listing date
16060	SG Issuer	PSBC European Warrants Dec 2017 A	0.250	5.18 per unit	2017/12/05	40,000,000	2017/05/25
16074	SG Issuer	Tencent European Warrants Jan 2018 A	0.250	293.88 per 100 units	2018/01/04	200,000,000	2017/05/25
16075	SG Issuer	Tencent European Warrants Sep 2018 A	0.250	350 per 100 units	2018/09/05	200,000,000	2017/05/25
16098	UBS AG	AAC Tech European Warrants Jan 2018 B	0.250	80.88 per 100 units	2018/01/15	100,000,000	2017/05/25
16084	UBS AG	HKEX European Warrants Jan 2018 A	0.152	200.20 per 100 units	2018/01/29	300,000,000	2017/05/25
16058	UBS AG	HSI European Put Warrants Sep 2017 C	0.151	24,600 per 8,000 units	2017/09/28	200,000,000	2017/05/25
16081	UBS AG	Tencent Holdings European Put Warrants Nov 2017 C	0.150	244.78 per 100 units	2017/11/23	200,000,000	2017/05/25
16083	UBS AG	Tencent Holdings European Put Warrants Nov 2017 D	0.250	258.88 per 100 units	2017/11/30	200,000,000	2017/05/25
15699#	UBS AG	Tencent Holdings European Put Warrants Nov 2017 B	0.081	246 per 100 units	2017/11/15	140,000,000	2017/05/25
16108	BNP Paribas Issuance B.V.	Tencent Hldgs Eu Wt Oct 2018 A	0.250	350 per 100 units	2018/10/03	100,000,000	2017/05/26
16109	BNP Paribas Issuance B.V.	Tencent Hldgs Eu Wt Jan 2019 C	0.250	380 per 100 units	2019/01/03	100,000,000	2017/05/26
16126	Credit Suisse AG	BOC HK European Warrants Feb 2018 A	0.250	38.0200	2018/02/28	50,000,000	2017/05/26
16123	Credit Suisse AG	R&F Ppt European Warrants Nov 2017 A	0.600	15.48 per unit	2017/11/27	18,000,000	2017/05/26
16128	Credit Suisse AG	Tencent Holdings European Wts Oct 2017 G	0.600	331.0800	2017/10/26	50,000,000	2017/05/26
16129	Credit Suisse AG	Tencent Holdings European Wts Jun 2018 B	0.250	333.33 per 100 units	2018/06/29	150,000,000	2017/05/26
16142	Goldman Sachs SP (Asia)	HSI European Put Wts Nov 2017 C	0.150	24,680 per 8,000 units	2017/11/29	150,000,000	2017/05/26
16107	Goldman Sachs SP (Asia)	Tencent European Put Wt Nov 2017 F	0.150	244.78 per 100 units	2017/11/23	150,000,000	2017/05/26
16113	HK Bank	CM Bank European Warrants Mar 2018 A	0.180	22.0500	2018/03/26	80,000,000	2017/05/26
16111	HK Bank	A50 China European Warrants Oct 2017 A	0.300	12.02 per unit	2017/10/27	40,000,000	2017/05/26
16115	HK Bank	IGG European Warrants Nov 2017 A	0.250	13.2800	2017/11/29	80,000,000	2017/05/26
16112	HK Bank	Meitu European Warrants Nov 2017 A	0.250	11.8800	2017/11/29	80,000,000	2017/05/26
16118	HK Bank	Stanchart European Warrants Nov 2017 B	0.440	79.8800	2017/11/29	30,000,000	2017/05/26
16137	J P Morgan SP BV	Tencent European Warrants Sep 2017 F	0.531	301.0100	2017/09/04	100,000,000	2017/05/26
16138	J P Morgan SP BV	Tencent European Warrants Nov 2017 F	0.381	331.0000	2017/11/01	100,000,000	2017/05/26
16122	Macquarie Bank Ltd.	China Life European Wts Dec 2017 A	1.000	27.88 per unit	2017/12/04	10,000,000	2017/05/26
16121	Macquarie Bank Ltd.	Tencent European Warrants Dec 2017 H	0.250	399.8800	2017/12/04	40,000,000	2017/05/26
16120	SG Issuer	China Cinda European Warrants Dec 2017 A	0.220	3.19 per unit	2017/12/05	46,000,000	2017/05/26
16136	UBS AG	China East Air European Warrants Jan 2018 A	0.686	5.38 per unit	2018/01/29	15,000,000	2017/05/26
16133	UBS AG	Tencent Holdings European Warrants Nov 2017 E	0.250	287.30 per 100 units	2017/11/27	300,000,000	2017/05/26
16151	BNP Paribas Issuance B.V.	Agile Ppt Euro Wt Feb 2018 A	0.470	8 per unit	2018/02/02	30,000,000	2017/05/29
16154	BNP Paribas Issuance B.V.	BOCHK European Wts Aug 2018 A	0.250	40.0000	2018/08/02	50,000,000	2017/05/29
16152	BNP Paribas Issuance B.V.	Country Garden Eu Wt Feb 2018A	0.730	9.90 per unit	2018/02/02	30,000,000	2017/05/29
16153	BNP Paribas Issuance B.V.	PICC European Wts Feb 2018 A	0.340	15.80 per unit	2018/02/02	40,000,000	2017/05/29
16150	BNP Paribas Issuance B.V.	Tencent Hldgs Eu Wt Jul 2018 B	0.250	320 per 100 units	2018/07/04	100,000,000	2017/05/29
16188	Credit Suisse AG	CNBM European Warrants Dec 2017 A	0.320	5.32 per unit	2017/12/04	32,000,000	2017/05/29
16186	Credit Suisse AG	PICC Group European Warrants Jan 2018 A	0.150	3.99 per unit	2018/01/03	70,000,000	2017/05/29
16190	Credit Suisse AG	Ping An European Put Warrants Nov 2017 A	0.250	44.0800	2017/11/30	50,000,000	2017/05/29
16193	Goldman Sachs SP (Asia)	Ping An European Wts Dec 2017 A	0.250	55.0000	2017/12/28	80,000,000	2017/05/29
16158	HK Bank	CAM CSI300 European Warrants Sep 2017 A	0.150	40.0500	2017/09/29	80,000,000	2017/05/29
16159	HK Bank	Minsheng Bank European Warrants Nov 2017 A	0.300	8 per unit	2017/11/30	38,000,000	2017/05/29
16161	HK Bank	Geely Auto European Warrants Nov 2017 C	0.280	9.2800	2017/11/30	180,000,000	2017/05/29
16166	HK Bank	Sands China European Warrants Nov 2017 A	0.250	34.8800	2017/11/30	40,000,000	2017/05/29
16165	HK Bank	Tencent European Put Warrants Nov 2017 D	0.150	260.68 per 100 units	2017/11/27	100,000,000	2017/05/29

Newly listed derivative warrants (continued)

Code	Issuer	Name of issue	Issue prices (HK\$)	Strike level/ Subscription price (HK\$) per 10 units	Subscription/ exercise period	Unit issued on initial listing	Listing date
16172	Haitong Int'l Sec	CNOOC European Warrants Dec 2017 A	0.310	10.28 per unit	2017/12/08	35,000,000	2017/05/29
16171	Haitong Int'l Sec	HKEX European Warrants Jan 2018 A	0.150	200.20 per 100 units	2018/01/30	200,000,000	2017/05/29
16144	Haitong Int'l Sec	Huadian Fuxin European Warrants Aug 18 A	0.300	2.28 per unit	2018/08/28	50,000,000	2017/05/29
16174	Haitong Int'l Sec	Tencent European Warrants Mar 2018 C	0.250	318 per 100 units	2018/03/29	200,000,000	2017/05/29
16173	Haitong Int'l Sec	Tencent European Warrants Jun 2018 B	0.250	338 per 100 units	2018/06/29	200,000,000	2017/05/29
16147	Haitong Int'l Sec	Tencent European Put Warrants Mar 2018 B	0.250	255 per 100 units	2018/03/29	150,000,000	2017/05/29
16205	J P Morgan SP BV	HSI European Warrants Feb 2018 A	0.252	27,000 per 6,500 units	2018/02/27	300,000,000	2017/05/29
16203	J P Morgan SP BV	HSI European Put Warrants Dec 2017 E	0.252	25,200 per 9,200 units	2017/12/28	300,000,000	2017/05/29
16206	J P Morgan SP BV	MTRC European Warrants Feb 2018 A	0.175	51.51 per 10 units	2018/02/28	60,000,000	2017/05/29
16194	J P Morgan SP BV	Ping An European Warrants Feb 2018 A	0.251	55.5500	2018/02/01	100,000,000	2017/05/29
16195	J P Morgan SP BV	Ping An European Put Warrants Dec 2017 B	0.153	43.0000	2017/12/04	100,000,000	2017/05/29
16202	J P Morgan SP BV	Tencent European Warrants Oct 2017 E	0.645	316.0000	2017/10/03	100,000,000	2017/05/29
16201	J P Morgan SP BV	Tencent European Warrants Dec 2017 G	0.426	350.0000	2017/12/04	100,000,000	2017/05/29
16198	J P Morgan SP BV	Tencent European Put Warrants Dec 2017 F	0.251	268.68 per 100 units	2017/12/04	200,000,000	2017/05/29
16199	J P Morgan SP BV	Tencent European Put Warrants Mar 2018 E	0.251	250.50 per 100 units	2018/03/05	200,000,000	2017/05/29
16170	Macquarie Bank Ltd.	CNOOC European Put Warrants Oct 2018 A	0.501	6.88 per unit	2018/10/03	20,000,000	2017/05/29
16169	Macquarie Bank Ltd.	Ping An European Warrants Dec 2017 B	1.008	58.88 per unit	2017/12/04	10,000,000	2017/05/29
16168	Macquarie Bank Ltd.	Ping An European Warrants Feb 2018 A	0.250	54.0000	2018/02/02	40,000,000	2017/05/29
16148	SG Issuer	HSI European Put Warrants Dec 2017 F	0.250	25,400 per 8,000 units	2017/12/28	150,000,000	2017/05/29
16149	SG Issuer	HSI European Put Warrants Jan 2018 C	0.250	24,400 per 8,000 units	2018/01/30	150,000,000	2017/05/29
16181	SG Issuer	Meitu European Warrants Nov 2017 B	0.250	11.5000	2017/11/28	50,000,000	2017/05/29
16182	SG Issuer	Tencent European Warrants Nov 2017 G	0.680	331.0800	2017/11/03	20,000,000	2017/05/29
16183	SG Issuer	Tencent European Warrants Apr 2018 D	0.250	325 per 100 units	2018/04/06	200,000,000	2017/05/29
16178	UBS AG	Sinopec Corp European Warrants Oct 2017 A	0.152	7.19 per unit	2017/10/24	70,000,000	2017/05/29
16176	UBS AG	Meitu European Warrants Nov 2017 B	0.250	11.8800	2017/11/28	70,000,000	2017/05/29
16175	UBS AG	MTRC European Warrants Nov 2017 A	0.252	47.8800	2017/11/28	40,000,000	2017/05/29
16177	UBS AG	Ping An European Warrants Nov 2017 C	0.250	54.0000	2017/11/28	100,000,000	2017/05/29
16210	BOCI Asia Ltd.	Tencent Holdings European Wts Oct 2017 G	1.500	301.0800	2017/10/26	50,000,000	2017/05/31
16208	BOCI Asia Ltd.	Tencent Holdings European Wts Dec 2017 E	0.250	290 per 100 units	2017/12/11	200,000,000	2017/05/31
16211	BOCI Asia Ltd.	Tencent Holdings European Wts Mar 2018 A	1.203	350.0000	2018/03/29	50,000,000	2017/05/31
16212	BOCI Asia Ltd.	Tencent Holdings European Put Wts Nov 2017 D	0.275	275 per 100 units	2017/11/30	100,000,000	2017/05/31
16217	BNP Paribas Issuance B.V.	Ping An European Wt Jul 2018 B	0.250	58.0000	2018/07/04	50,000,000	2017/05/31
16250	Credit Suisse AG	China Re European Warrants Mar 2018 A	0.250	2.02 per unit	2018/03/15	40,000,000	2017/05/31
16259	Credit Suisse AG	CITIC European Warrants Dec 2017 A	0.370	13.88 per unit	2017/12/04	28,000,000	2017/05/31
16258	Credit Suisse AG	GF Sec European Warrants Apr 2018 A	0.222	17.9000	2018/04/27	50,000,000	2017/05/31
16255	Credit Suisse AG	Li & Fung European Warrants Nov 2017 A	0.150	3.61 per unit	2017/11/30	70,000,000	2017/05/31
16249	Credit Suisse AG	NCI European Warrants Nov 2017 A	0.260	47.2800	2017/11/30	40,000,000	2017/05/31
16253	Credit Suisse AG	PCCW European Warrants Dec 2017 A	0.250	5.08 per unit	2017/12/04	40,000,000	2017/05/31
16242	Credit Suisse AG	Ping An European Warrants Nov 2017 B	0.250	56.3800	2017/11/30	100,000,000	2017/05/31
16246	Credit Suisse AG	Ping An European Warrants Jan 2018 A	0.250	59.8800	2018/01/31	100,000,000	2017/05/31
16247	Credit Suisse AG	Tencent Holdings European Wts Jan 2018 D	0.250	312.28 per 100 units	2018/01/31	150,000,000	2017/05/31
16254	Credit Suisse AG	Tencent Holdings European Wts Mar 2018 B	0.250	324.28 per 100 units	2018/03/29	150,000,000	2017/05/31
16260	Goldman Sachs SP (Asia)	China Mobile Euro Wts Sep 2017 B	0.150	94.0500	2017/09/26	80,000,000	2017/05/31

Newly listed derivative warrants (continued)

Code	Issuer	Name of issue	Issue prices (HK\$)	Strike level/ Subscription price (HK\$) per 10 units	Subscription/ exercise period	Unit issued on initial listing	Listing date
16262	Goldman Sachs SP (Asia)	HSBC European Warrants Nov 2017 B	0.150	76.9300	2017/11/27	80,000,000	2017/05/31
16261	Goldman Sachs SP (Asia)	Ping An European Wts Sep 2017 B	0.150	53.3800	2017/09/26	80,000,000	2017/05/31
16235	HK Bank	BOCL European Warrants Jan 2018 A	0.150	4.08 per unit	2018/01/24	80,000,000	2017/05/31
16238	HK Bank	Geely Auto European Warrants Feb 2018 B	0.150	14.1200	2018/02/22	80,000,000	2017/05/31
16234	HK Bank	ICBC European Warrants Nov 2017 A	0.150	5.31 per unit	2017/11/20	80,000,000	2017/05/31
16237	HK Bank	Ping An European Warrants Sep 2017 C	0.150	53.3800	2017/09/29	80,000,000	2017/05/31
16236	HK Bank	Tencent European Warrants Oct 2017 E	0.600	330.8000	2017/10/26	20,000,000	2017/05/31
16264	J P Morgan SP BV	China Life European Put Wts Feb 2018 A	0.250	24.4200	2018/02/02	100,000,000	2017/05/31
16269	J P Morgan SP BV	Galaxy Ent European Warrants Sep 2017 A	0.224	45.0000	2017/09/04	100,000,000	2017/05/31
16268	J P Morgan SP BV	HSBC European Put Warrants Jan 2018 A	0.331	65.6500	2018/01/02	100,000,000	2017/05/31
16221	Macquarie Bank Ltd.	CM Bank European Warrants Dec 2018 A	0.250	29.8800	2018/12/04	40,000,000	2017/05/31
16240	Macquarie Bank Ltd.	Ping An European Warrants Mar 2018 A	0.251	57.8800	2018/03/02	40,000,000	2017/05/31
16219	Macquarie Bank Ltd.	Tencent European Warrants Jul 2019 A	0.250	388.88 per 100 units	2019/07/03	40,000,000	2017/05/31
16220	Macquarie Bank Ltd.	Tencent European Put Wts Jan 2018 B	0.304	280.88 per 100 units	2018/01/03	33,000,000	2017/05/31
16214	SG Issuer	China Life European Put Warrants Dec 2017 D	0.250	25.0000	2017/12/05	100,000,000	2017/05/31
16232	SG Issuer	CMB European Warrants Dec 2017 A	1.020	26 per unit	2017/12/05	10,000,000	2017/05/31
16229	SG Issuer	Geely Auto European Warrants Feb 2018 B	0.150	13.3800	2018/02/05	80,000,000	2017/05/31
16233	SG Issuer	PICC European Warrants Dec 2017 A	0.220	3.74 per unit	2017/12/05	46,000,000	2017/05/31
16230	SG Issuer	Ping An European Warrants Jan 2018 A	0.250	56.5000	2018/01/04	100,000,000	2017/05/31
16215	SG Issuer	Ping An European Put Warrants Dec 2017 C	0.390	48.0000	2017/12/05	60,000,000	2017/05/31
16231	SG Issuer	Tencent European Warrants Dec 2017 F	0.250	300 per 100 units	2017/12/05	200,000,000	2017/05/31
16228	UBS AG	MTRC European Put Warrants Dec 2017 A	0.250	38.8800	2017/12/18	40,000,000	2017/05/31
16227	UBS AG	Ping An European Put Warrants Dec 2017 A	0.323	46.8800	2017/12/05	70,000,000	2017/05/31
16226	UBS AG	Tencent Holdings European Warrants Sep 2017 D	0.763	316.0800	2017/09/26	30,000,000	2017/05/31
16225	UBS AG	Tencent Holdings European Warrants Dec 2017 A	0.250	303.33 per 100 units	2017/12/11	300,000,000	2017/05/31
16283	BNP Paribas Issuance B.V.	Tencent Eu Put Wt Apr 2018 B	0.250	252 per 100 units	2018/04/04	80,000,000	2017/06/01
16286	Credit Suisse AG	China Mobile European Warrants Oct 2017 C	0.150	94.0500	2017/10/04	70,000,000	2017/06/01
16285	Credit Suisse AG	MTRC European Warrants Dec 2017 A	0.250	48.8800	2017/12/29	40,000,000	2017/06/01
16293	Goldman Sachs SP (Asia)	Ch Overseas European Wts Nov 2017 A	0.150	22.2700	2017/11/23	80,000,000	2017/06/01
16294	Goldman Sachs SP (Asia)	China Unicom Euro Wts Oct 2017 B	0.579	11.82 per unit	2017/10/09	40,000,000	2017/06/01
16296	Goldman Sachs SP (Asia)	Ping An Euro Put Wts Nov 2017 C	0.150	42.9800	2017/11/14	80,000,000	2017/06/01
16273	HK Bank	HSI European Warrants Dec 2017 D	0.150	26,128 per 6,300 units	2017/12/28	100,000,000	2017/06/01
16274	HK Bank	HSI European Warrants Jan 2018 A	0.150	26,928 per 6,000 units	2018/01/30	100,000,000	2017/06/01
16275	HK Bank	HSI European Put Warrants Nov 2017 B	0.150	24,888 per 8,000 units	2017/11/29	100,000,000	2017/06/01
16276	HK Bank	HSI European Put Warrants Nov 2017 C	0.150	25,388 per 10,000 units	2017/11/29	100,000,000	2017/06/01
16301	J P Morgan SP BV	CM Bank European Warrants Aug 2018 A	0.151	25.9000	2018/08/31	100,000,000	2017/06/01
16300	J P Morgan SP BV	HSBC European Warrants Sep 2017 C	0.153	70.7000	2017/09/04	100,000,000	2017/06/01
16303	J P Morgan SP BV	PCCW European Warrants Dec 2017 A	0.251	5.10 per unit	2017/12/01	40,000,000	2017/06/01
16302	J P Morgan SP BV	Techtronic European Warrants Feb 2018 A	0.317	40.4000	2018/02/02	60,000,000	2017/06/01
16282	Macquarie Bank Ltd.	BOCL European Warrants Feb 2018 A	0.251	4.09 per unit	2018/02/02	40,000,000	2017/06/01
16281	Macquarie Bank Ltd.	China Overseas European Wts Apr 2018 A	0.250	23.8800	2018/04/04	40,000,000	2017/06/01
16279	Macquarie Bank Ltd.	Galaxy Ent European Wts Feb 2018 A	0.250	51.8800	2018/02/02	40,000,000	2017/06/01
16290	Macquarie Bank Ltd.	Lenovo European Warrants Mar 2018 A	0.589	4.98 per unit	2018/03/02	17,000,000	2017/06/01

Newly listed derivative warrants (continued)

Code	Issuer	Name of issue	Issue prices (HK\$)	Strike level/ Subscription price (HK\$) per 10 units	Subscription/ exercise period	Unit issued on initial listing	Listing date
16288	Macquarie Bank Ltd.	Tencent European Warrants Jan 2019 A	0.264	340.88 per 100 units	2019/01/03	38,000,000	2017/06/01
16291	SG Issuer	ChiUnicom European Warrants Jan 2018 A	0.670	13.88 per unit	2018/01/04	15,000,000	2017/06/01
16271	SG Issuer	Tencent European Warrants Jan 2019 A	0.250	388.88 per 100 units	2019/01/04	200,000,000	2017/06/01
16299	UBS AG	Cathay Pacific European Warrants Dec 2017 A	0.722	14.88 per unit	2017/12/18	15,000,000	2017/06/01
16323	Credit Suisse AG	Country Garden European Warrants Dec 17 A	0.650	10.28 per unit	2017/12/04	20,000,000	2017/06/02
16324	Credit Suisse AG	China Mobile European Put Wts Oct 2017 D	0.400	83.9500	2017/10/04	40,000,000	2017/06/02
16319	Credit Suisse AG	CSOP A50 ETF European Warrants Dec 2017 A	0.250	13.90 per unit	2017/12/04	40,000,000	2017/06/02
16320	Credit Suisse AG	A50 China European Warrants Dec 2017 A	0.250	13.58 per unit	2017/12/04	40,000,000	2017/06/02
16321	Credit Suisse AG	HS H-SHARE European Warrants Dec 2017 A	0.250	119.8800	2017/12/04	100,000,000	2017/06/02
16339	Goldman Sachs SP (Asia)	CC Bank European Wts Sep 2017 B	0.153	6.46 per unit	2017/09/26	80,000,000	2017/06/02
16340	Goldman Sachs SP (Asia)	CC Bank Euro Put Wts Dec 2017 A	0.250	5.70 per unit	2017/12/04	80,000,000	2017/06/02
16337	Goldman Sachs SP (Asia)	CKH European Wts Dec 2017 A	0.335	108.0000	2017/12/04	30,000,000	2017/06/02
16341	Goldman Sachs SP (Asia)	China Life Euro Wts Dec 2017 B	0.150	29.5300	2017/12/20	80,000,000	2017/06/02
16336	Goldman Sachs SP (Asia)	HSI European Warrants Jan 2018 A	0.150	26,928 per 6,000 units	2018/01/30	150,000,000	2017/06/02
16335	Goldman Sachs SP (Asia)	HSI European Put Wts Nov 2017 D	0.150	25,388 per 10,000 units	2017/11/29	150,000,000	2017/06/02
16309	HK Bank	Agricultural Bank European Warrants Dec 2017 B	0.250	3.78 per unit	2017/12/01	60,000,000	2017/06/02
16314	HK Bank	CAM CSI300 European Warrants Apr 2018 A	0.150	45.0500	2018/04/27	80,000,000	2017/06/02
16310	HK Bank	CKH European Warrants Dec 2017 A	0.300	109.8800	2017/12/01	40,000,000	2017/06/02
16312	HK Bank	CSOP A50 ETF European Warrants Oct 2017 B	0.250	13.30 per unit	2017/10/27	40,000,000	2017/06/02
16313	HK Bank	A50 China European Warrants Dec 2017 B	0.250	13 per unit	2017/12/29	40,000,000	2017/06/02
16311	HK Bank	Galaxy Ent European Warrants Oct 2017 B	0.180	48.7300	2017/10/23	60,000,000	2017/06/02
16325	J P Morgan SP BV	China Life European Warrants Mar 2018 A	0.150	30.0300	2018/03/29	100,000,000	2017/06/02
16330	J P Morgan SP BV	HSCEI European Put Warrants Nov 2017 A	0.161	10,300 per 4,000 units	2017/11/29	200,000,000	2017/06/02
16329	J P Morgan SP BV	HSI European Put Warrants Jan 2018 C	0.252	26,000 per 11,000 units	2018/01/30	300,000,000	2017/06/02
16328	J P Morgan SP BV	HSI European Put Warrants Mar 2018 B	0.151	23,400 per 8,000 units	2018/03/28	300,000,000	2017/06/02
16326	J P Morgan SP BV	Ping An European Warrants Jan 2018 A	0.252	58.5800	2018/01/03	100,000,000	2017/06/02
16327	J P Morgan SP BV	Ping An European Put Warrants Feb 2018 B	0.338	46.4600	2018/02/01	100,000,000	2017/06/02
16307	Macquarie Bank Ltd.	China Tel European Warrants May 2018 B	0.250	4.78 per unit	2018/05/03	40,000,000	2017/06/02
16306	Macquarie Bank Ltd.	Greatwall Motor European Wts Mar 2018 A	0.718	10.48 per unit	2018/03/02	14,000,000	2017/06/02
16305	Macquarie Bank Ltd.	Tencent European Warrants Apr 2018 B	0.313	280.88 per 100 units	2018/04/04	32,000,000	2017/06/02
16304	Macquarie Bank Ltd.	Tencent European Put Wts Apr 2018 A	0.345	280.88 per 100 units	2018/04/04	29,000,000	2017/06/02
16315	SG Issuer	CSOP A50 ETF European Warrants Dec 2017 B	0.335	13.50 per unit	2017/12/05	30,000,000	2017/06/02
16317	SG Issuer	A50 China European Warrants Dec 2017 A	0.295	13.19 per unit	2017/12/05	35,000,000	2017/06/02
16318	SG Issuer	Galaxy Ent European Put Warrants Dec 2017 B	0.250	38.0000	2017/12/05	60,000,000	2017/06/02
16334	SG Issuer	Ping An European Warrants Dec 2017 D	0.250	58.8000	2017/12/05	100,000,000	2017/06/02
16308	SG Issuer	Tencent European Warrants Feb 2018 B	0.195	300.88 per 100 units	2018/02/05	200,000,000	2017/06/02
16342	UBS AG	CC Bank European Warrants Nov 2017 B	0.215	6.89 per unit	2017/11/23	50,000,000	2017/06/02
16344	UBS AG	Ch Railway Cons European Warrants Dec 2018 A	0.172	12.0200	2018/12/20	70,000,000	2017/06/02
16345	UBS AG	CSOP A50 ETF European Warrants Sep 2017 A	0.216	13.70 per unit	2017/09/01	50,000,000	2017/06/02
16343	UBS AG	HSI European Put Warrants Nov 2017 C	0.164	24,800 per 8,000 units	2017/11/29	200,000,000	2017/06/02
16348	UBS AG	Ping An European Warrants Dec 2017 B	0.250	58.6800	2017/12/04	100,000,000	2017/06/02
16349	BOCI Asia Ltd.	CM Bank European Warrants Dec 2017 A	0.974	27.88 per unit	2017/12/05	20,000,000	2017/06/05
16351	BOCI Asia Ltd.	Galaxy Ent European Warrants Dec 2017 A	0.266	47.2800	2017/12/11	100,000,000	2017/06/05

Newly listed derivative warrants (continued)

Code	Issuer	Name of issue	Issue prices (HK\$)	Strike level/ Subscription price (HK\$) per 10 units	Subscription/ exercise period	Unit issued on initial listing	Listing date
16350	BOCI Asia Ltd.	Lenovo European Warrants Dec 2017 A	0.250	5.59 per unit	2017/12/11	100,000,000	2017/06/05
16353	BOCI Asia Ltd.	Ping An European Warrants Dec 2017 A	0.250	55.5000	2017/12/18	200,000,000	2017/06/05
16354	BOCI Asia Ltd.	Ping An European Put Warrants Dec 2017 B	0.251	45.8800	2017/12/11	100,000,000	2017/06/05
16373	BNP Paribas Issuance B.V.	BYD European Wts Apr 2018 A	0.610	48.8000	2018/04/04	40,000,000	2017/06/05
16370	BNP Paribas Issuance B.V.	CM Bank Euro Warrants Oct 18 B	0.270	26.8000	2018/10/03	80,000,000	2017/06/05
16371	BNP Paribas Issuance B.V.	Sinopec Corp Eu Wts Mar 2018 A	0.330	7 per unit	2018/03/02	40,000,000	2017/06/05
16375	BNP Paribas Issuance B.V.	Evergrande Euro Wts Jan 2018 B	0.250	14.0000	2018/01/03	100,000,000	2017/06/05
16361	BNP Paribas Issuance B.V.	HSI European Wts Dec 2017 C	0.250	26,200 per 6,000 units	2017/12/28	100,000,000	2017/06/05
16359	BNP Paribas Issuance B.V.	HSI European Wts Jan 2018 B	0.230	26,800 per 6,000 units	2018/01/30	100,000,000	2017/06/05
16363	BNP Paribas Issuance B.V.	HSI European Wts Mar 2018 E	0.260	27,000 per 6,000 units	2018/03/28	100,000,000	2017/06/05
16374	BNP Paribas Issuance B.V.	Kingsoft Euro Wts May 2018 A	0.250	28.0000	2018/05/03	50,000,000	2017/06/05
16395	Credit Suisse AG	CC Bank European Put Warrants Dec 2017 A	0.250	5.68 per unit	2017/12/04	40,000,000	2017/06/05
16396	Credit Suisse AG	CRCC European Warrants Dec 2018 A	0.200	12.0200	2018/12/20	50,000,000	2017/06/05
16369	Goldman Sachs SP (Asia)	CAM CSI300 European Wts Jan 2018 A	0.250	41.8000	2018/01/30	80,000,000	2017/06/05
16397	Goldman Sachs SP (Asia)	CSOP A50 ETF Euro Wts Oct 2017 C	0.195	13.30 per unit	2017/10/27	60,000,000	2017/06/05
16398	Goldman Sachs SP (Asia)	A50 China European Wts Dec 2017 C	0.250	12.88 per unit	2017/12/05	60,000,000	2017/06/05
16365	HK Bank	CC Bank European Warrants Sep 2017 A	0.210	6.46 per unit	2017/09/29	80,000,000	2017/06/05
16367	HK Bank	CC Bank European Warrants Dec 2017 A	0.250	6.88 per unit	2017/12/04	60,000,000	2017/06/05
16368	HK Bank	CRRC European Warrants Dec 2017 A	0.300	7.88 per unit	2017/12/04	40,000,000	2017/06/05
16357	HK Bank	Lenovo European Warrants Dec 2017 C	0.250	5.68 per unit	2017/12/04	40,000,000	2017/06/05
16387	Macquarie Bank Ltd.	CITIC Bank European Wts Jan 2018 A	0.250	5.80 per unit	2018/01/03	40,000,000	2017/06/05
16388	Macquarie Bank Ltd.	CKH European Put Warrants Apr 2018 A	0.529	90.8800	2018/04/04	19,000,000	2017/06/05
16389	Macquarie Bank Ltd.	CM Bank European Put Warrants Apr 18 C	0.313	22.8800	2018/04/04	32,000,000	2017/06/05
16385	Macquarie Bank Ltd.	Zijin Mining European Wts Jun 2018 A	0.250	3.50 per unit	2018/06/04	40,000,000	2017/06/05
16390	SG Issuer	Minsheng Bank European Warrants Dec 2017 B	0.485	9 per unit	2017/12/05	21,000,000	2017/06/05
16393	SG Issuer	China Overseas European Put Warrants Jan 2018 B	0.185	22.0000	2018/01/04	55,000,000	2017/06/05
16356	SG Issuer	ICBC European Warrants Dec 2017 D	0.150	5.79 per unit	2017/12/05	80,000,000	2017/06/05
16384	UBS AG	CAM CSI300 European Warrants Apr 2018 A	0.250	45.1800	2018/04/13	70,000,000	2017/06/05
16381	UBS AG	BOCL European Warrants Jan 2018 A	0.170	4.09 per unit	2018/01/24	70,000,000	2017/06/05
16383	UBS AG	BankComm European Warrants Nov 2017 A	0.209	6.76 per unit	2017/11/27	50,000,000	2017/06/05
16380	UBS AG	CSDC European Warrants Aug 2018 A	0.339	2.08 per unit	2018/08/20	30,000,000	2017/06/05
16376	UBS AG	A50 China European Warrants Dec 2017 B	0.253	13.88 per unit	2017/12/04	70,000,000	2017/06/05
16382	UBS AG	ICBC European Warrants Oct 2017 C	0.164	5.53 per unit	2017/10/24	70,000,000	2017/06/05
16414	BNP Paribas Issuance B.V.	SUNAC European Warrants Jul18A	0.250	16.8000	2018/07/04	80,000,000	2017/06/06
16421	Credit Suisse AG	Lenovo European Warrants Dec 2017 A	0.390	4.98 per unit	2017/12/29	50,000,000	2017/06/06
16420	Credit Suisse AG	Link REIT European Warrants Dec 2017 A	0.250	69.8800	2017/12/15	40,000,000	2017/06/06
16416	Goldman Sachs SP (Asia)	Tencent European Wt Nov 2017 G	0.174	286.88 per 100 units	2017/11/23	150,000,000	2017/06/06
16415	Goldman Sachs SP (Asia)	Tencent European Wt Dec 2017 B	0.170	294.08 per 100 units	2017/12/27	150,000,000	2017/06/06
16406	HK Bank	Tencent European Warrants Nov 2017 E	0.170	287.50 per 100 units	2017/11/20	150,000,000	2017/06/06
16402	HK Bank	Tencent European Warrants Dec 2017 D	0.170	294.08 per 100 units	2017/12/27	150,000,000	2017/06/06
16404	HK Bank	Tencent European Warrants Mar 2018 A	0.150	325.18 per 100 units	2018/03/27	150,000,000	2017/06/06
16407	HK Bank	Tencent European Put Warrants Nov 2017 F	0.150	254.80 per 100 units	2017/11/23	150,000,000	2017/06/06
16411	HK Bank	Tencent European Put Warrants Nov 2017 G	0.190	268.88 per 100 units	2017/11/27	150,000,000	2017/06/06

Newly listed derivative warrants (continued)

Code	Issuer	Name of issue	Issue prices (HK\$)	Strike level/ Subscription price (HK\$) per 10 units	Subscription/ exercise period	Unit issued on initial listing	Listing date
16418	J P Morgan SP BV	CSOP A50 ETF European Warrants Dec 2017 A	0.256	13.78 per unit	2017/12/29	60,000,000	2017/06/06
16419	J P Morgan SP BV	A50 China European Warrants Dec 2017 C	0.251	13.31 per unit	2017/12/29	60,000,000	2017/06/06
16413	Macquarie Bank Ltd.	Ch Molybdenum European Wts Aug 2018 A	0.377	3.38 per unit	2018/08/15	27,000,000	2017/06/06
16400	SG Issuer	Country Garden European Warrants Dec 2018 A	0.250	9.3800	2018/12/05	70,000,000	2017/06/06
16399	SG Issuer	CMB European Warrants Feb 2018 A	0.250	24.5000	2018/02/05	80,000,000	2017/06/06
16439	Credit Suisse AG	Galaxy Ent European Warrants Nov 2017 A	0.170	53.9300	2017/11/02	60,000,000	2017/06/07
16450	Goldman Sachs SP (Asia)	Tencent European Wt Sep 2017 J	0.866	286.0800	2017/09/26	30,000,000	2017/06/07
16427	HK Bank	BOCL European Warrants Dec 2017 A	0.250	3.80 per unit	2017/12/29	50,000,000	2017/06/07
16429	HK Bank	China Overseas European Warrants Feb 2018 A	0.150	25.3800	2018/02/28	80,000,000	2017/06/07
16428	HK Bank	Tencent European Warrants Dec 2017 E	0.150	303.53 per 100 units	2017/12/04	150,000,000	2017/06/07
16431	HK Bank	Tencent European Warrants Jan 2018 A	0.150	312.48 per 100 units	2018/01/24	150,000,000	2017/06/07
16455	J P Morgan SP BV	Geely Auto European Warrants Jun 2018 B	0.158	16.9000	2018/06/29	100,000,000	2017/06/07
16454	J P Morgan SP BV	SUNAC European Warrants Aug 2018 A	0.251	15.1500	2018/08/31	60,000,000	2017/06/07
16453	J P Morgan SP BV	Tencent European Warrants Nov 2017 G	0.151	287.50 per 100 units	2017/11/20	200,000,000	2017/06/07
16451	J P Morgan SP BV	Tencent European Warrants Dec 2017 H	0.150	300.03 per 100 units	2017/12/01	200,000,000	2017/06/07
16434	Macquarie Bank Ltd.	BOCHK European Warrants Oct 2018 A	0.250	40.3300	2018/10/03	40,000,000	2017/06/07
16432	Macquarie Bank Ltd.	CKH European Warrants Feb 2018 A	0.500	109.8800	2018/02/02	20,000,000	2017/06/07
16433	Macquarie Bank Ltd.	China Life European Put Warrants Apr18B	0.313	25.8800	2018/04/04	32,000,000	2017/06/07
16424	Macquarie Bank Ltd.	CSOP A50 ETF European Wts Jan 2018 A	0.505	12.88 per unit	2018/01/03	20,000,000	2017/06/07
16423	Macquarie Bank Ltd.	China Unicom European Wts Jan 2018 A	1.012	12.38 per unit	2018/01/03	10,000,000	2017/06/07
16435	SG Issuer	BYD European Warrants Jan 2018 A	0.335	57.8800	2018/01/04	30,000,000	2017/06/07
16436	SG Issuer	Geely Auto European Warrants Mar 2018 A	0.175	14.9900	2018/03/05	80,000,000	2017/06/07
16438	SG Issuer	Tencent European Warrants Dec 2017 G	0.165	287.50 per 100 units	2017/12/04	200,000,000	2017/06/07
16440	UBS AG	Country Garden European Warrants Dec 2017 B	0.919	10.88 per unit	2017/12/06	20,000,000	2017/06/07
16448	UBS AG	CSOP A50 ETF European Warrants Dec 2017 A	0.254	14.88 per unit	2017/12/06	70,000,000	2017/06/07
16449	UBS AG	A50 China European Warrants Dec 2017 C	0.500	12.68 per unit	2017/12/06	70,000,000	2017/06/07
16441	UBS AG	Galaxy Ent European Warrants Oct 2017 C	0.156	53.9300	2017/10/27	70,000,000	2017/06/07
16444	UBS AG	HSI European Put Warrants Dec 2017 D	0.252	26,000 per 9,500 units	2017/12/28	200,000,000	2017/06/07
16443	UBS AG	China Vanke European Warrants Dec 2017 A	0.150	23.4300	2017/12/20	70,000,000	2017/06/07
16458	BNP Paribas Issuance B.V.	CSOP A50 ETF Eu Wts Feb 2018 A	0.260	14 per unit	2018/02/02	40,000,000	2017/06/08
16460	BNP Paribas Issuance B.V.	A50 China Euro Wts Feb 2018 A	0.290	13.50 per unit	2018/02/02	35,000,000	2017/06/08
16459	BNP Paribas Issuance B.V.	HS H-SHARE Euro Wts Jul 2018 A	0.310	128.0000	2018/07/04	40,000,000	2017/06/08
16462	Credit Suisse AG	SHK Ppt European Warrants Dec 2017 A	0.270	135.9800	2017/12/29	40,000,000	2017/06/08
16476	Goldman Sachs SP (Asia)	CC Bank European Wts Nov 2017 A	0.150	6.89 per unit	2017/11/23	80,000,000	2017/06/08
16457	Goldman Sachs SP (Asia)	Ping An European Wts Nov 2017 D	0.153	54.0500	2017/11/21	80,000,000	2017/06/08
16477	Goldman Sachs SP (Asia)	Tencent European Wt Dec 2017 C	0.150	303.53 per 100 units	2017/12/04	150,000,000	2017/06/08
16474	J P Morgan SP BV	Galaxy Ent European Warrants Dec 2017 C	0.164	53.9300	2017/12/01	100,000,000	2017/06/08
16475	J P Morgan SP BV	Ping An European Warrants Nov 2017 C	0.156	56.4000	2017/11/30	100,000,000	2017/06/08
16464	Macquarie Bank Ltd.	Foxconn European Warrants Mar 2018 A	0.345	2.58 per unit	2018/03/02	29,000,000	2017/06/08
16466	Macquarie Bank Ltd.	Ping An European Warrants Feb 2018 B	0.250	59.3300	2018/02/02	40,000,000	2017/06/08
16465	Macquarie Bank Ltd.	Ping An European Warrants Apr 2018 B	0.250	62.3300	2018/04/04	40,000,000	2017/06/08
16463	Macquarie Bank Ltd.	Tencent European Warrants Jan 2018 C	0.716	360.8800	2018/01/03	14,000,000	2017/06/08
16467	Macquarie Bank Ltd.	Tencent European Warrants Jan 2018 D	1.112	320.8800	2018/01/03	9,000,000	2017/06/08

Newly listed derivative warrants (continued)

Code	Issuer	Name of issue	Issue prices (HK\$)	Strike level/ Subscription price (HK\$) per 10 units	Subscription/ exercise period	Unit issued on initial listing	Listing date
16461	SG Issuer	Fosun Intl European Warrants Mar 2018 A	0.150	14.7000	2018/03/05	80,000,000	2017/06/08
16469	UBS AG	CC Bank European Put Warrants Oct 2017 B	0.308	5.87 per unit	2017/10/27	70,000,000	2017/06/08
16471	UBS AG	China Life European Put Warrants Nov 2017 C	0.198	24.9500	2017/11/28	70,000,000	2017/06/08
16470	UBS AG	Galaxy Ent European Put Warrants Oct 2017 D	0.191	40.3500	2017/10/26	70,000,000	2017/06/08
16472	UBS AG	HKEX European Put Warrants Dec 2017 D	0.501	173.8800	2017/12/07	20,000,000	2017/06/08
16473	UBS AG	HSCEI European Put Warrants Nov 2017 A	0.209	10,300 per 4,000 units	2017/11/29	100,000,000	2017/06/08
16468	UBS AG	ICBC European Put Warrants Nov 2017 C	0.192	4.59 per unit	2017/11/28	70,000,000	2017/06/08
16492	Credit Suisse AG	Chinares Pharma European Warrants Aug 18A	0.250	9.9800	2018/08/31	40,000,000	2017/06/09
16495	Credit Suisse AG	China South Air European Warrants Dec 18A	0.160	6.1900	2018/12/14	65,000,000	2017/06/09
16497	Credit Suisse AG	HKEX European Warrants Oct 2017 D	0.250	251.0800	2017/10/04	50,000,000	2017/06/09
16505	Goldman Sachs SP (Asia)	China Life Euro Wts Nov 2017 B	0.150	27.4300	2017/11/23	80,000,000	2017/06/09
16504	Goldman Sachs SP (Asia)	China Life Euro Wts Dec 2017 C	0.150	28.0500	2017/12/11	80,000,000	2017/06/09
16489	HK Bank	Geely Auto European Warrants Mar 2018 B	0.250	15.8800	2018/03/29	180,000,000	2017/06/09
16484	HK Bank	Geely Auto European Put Warrants Mar 2018 A	0.250	12.8000	2018/03/29	150,000,000	2017/06/09
16481	HK Bank	Galaxy Ent European Put Warrants Dec 2017 A	0.300	41.8800	2017/12/29	40,000,000	2017/06/09
16503	HK Bank	HKEX European Warrants Jan 2018 A	0.160	200.18 per 100 units	2018/01/31	180,000,000	2017/06/09
16480	HK Bank	PetroChina European Warrants Dec 2017 A	0.250	5.38 per unit	2017/12/29	40,000,000	2017/06/09
16491	J P Morgan SP BV	HKEX European Warrants Nov 2017 A	0.466	231.0000	2017/11/01	100,000,000	2017/06/09
16483	Macquarie Bank Ltd.	Geely Auto European Wts May 2018 A	0.250	14.9800	2018/05/03	40,000,000	2017/06/09
16478	SG Issuer	AGBK European Warrants Dec 2017 B	0.150	4.19 per unit	2017/12/05	70,000,000	2017/06/09
16479	SG Issuer	CCB European Warrants Nov 2017 B	0.150	7.08 per unit	2017/11/03	70,000,000	2017/06/09
16485	UBS AG	Geely Auto European Warrants Feb 2018 A	0.254	15.0000	2018/02/21	70,000,000	2017/06/09
16486	UBS AG	HKEX European Warrants Dec 2017 E	0.292	258.8800	2017/12/08	50,000,000	2017/06/09
16487	UBS AG	HSBC European Warrants Sep 2017 B	0.152	72.9300	2017/09/29	100,000,000	2017/06/09
16519	BOCI Asia Ltd.	China Mobile European Warrants Dec 2017 A	0.286	93.0000	2017/12/13	200,000,000	2017/06/12
16520	BOCI Asia Ltd.	China Mobile European Put Wts Nov 2017 A	0.243	77.8300	2017/11/13	100,000,000	2017/06/12
16516	BOCI Asia Ltd.	Geely Auto European Warrants Feb 2018 C	0.250	16.0000	2018/02/27	200,000,000	2017/06/12
16517	BOCI Asia Ltd.	Geely Auto European Put Warrants Mar 2018 A	0.250	12.8800	2018/03/05	100,000,000	2017/06/12
16514	BOCI Asia Ltd.	HKEX European Warrants May 2018 A	0.150	228.20 per 100 units	2018/05/29	200,000,000	2017/06/12
16513	BOCI Asia Ltd.	ICBC European Warrants Feb 2018 A	0.236	5.81 per unit	2018/02/23	100,000,000	2017/06/12
16529	BNP Paribas Issuance B.V.	China Overseas Eu Wt Mar 2018 A	0.710	27 per unit	2018/03/02	30,000,000	2017/06/12
16544	BNP Paribas Issuance B.V.	Ch Shenhua Euro Wts Apr 2018 A	0.250	24.0000	2018/04/04	50,000,000	2017/06/12
16528	BNP Paribas Issuance B.V.	Ch Unicom Euro Wt Feb 2018 A	0.500	13.80 per unit	2018/02/02	40,000,000	2017/06/12
16526	BNP Paribas Issuance B.V.	Geely Auto Euro Wts Jun 2018 B	0.250	16.8000	2018/06/04	70,000,000	2017/06/12
16527	BNP Paribas Issuance B.V.	Geely Auto Euro Wts Jul 2018 B	0.250	18.0000	2018/07/04	70,000,000	2017/06/12
16524	BNP Paribas Issuance B.V.	HKEX European Wts Jan 2018 C	0.370	248.0000	2018/01/03	40,000,000	2017/06/12
16552	Credit Suisse AG	CC Bank European Warrants Oct 2017 A	0.150	7.08 per unit	2017/10/24	70,000,000	2017/06/12
16551	Credit Suisse AG	Geely Auto European Warrants Apr 2018 A	0.250	16.9800	2018/04/30	100,000,000	2017/06/12
16521	Goldman Sachs SP (Asia)	CC Bank European Wts Nov 2017 B	0.150	7.51 per unit	2017/11/27	80,000,000	2017/06/12
16522	Goldman Sachs SP (Asia)	HKEX European Warrants May 2018 A	0.150	228.20 per 100 units	2018/05/29	150,000,000	2017/06/12
16553	Goldman Sachs Sp (Asia)	ICBC European Warrants Oct 2017 C	0.150	5.69 per unit	2017/10/27	80,000,000	2017/06/12
16509	Haitong Int'l Sec	China Life European Warrants Mar 2018 A	0.153	30.0500	2018/03/28	100,000,000	2017/06/12
16510	Haitong Int'l Sec	China Life European Warrants Mar 2018 B	0.250	26.8800	2018/03/29	100,000,000	2017/06/12

Newly listed derivative warrants (continued)

Code	Issuer	Name of issue	Issue prices (HK\$)	Strike level/ Subscription price (HK\$) per 10 units	Subscription/ exercise period	Unit issued on initial listing	Listing date
16511	Haitong Int'l Sec	China Life European Put Warrants Jan18A	0.240	24.3800	2018/01/26	100,000,000	2017/06/12
16507	Haitong Int'l Sec	HKEX European Warrants Sep 2017 B	0.218	251.0800	2017/09/29	50,000,000	2017/06/12
16506	Haitong Int'l Sec	Sh Petrochem European Warrants May 2018A	0.630	4.88 per unit	2018/05/30	30,000,000	2017/06/12
16560	J P Morgan SP BV	CC Bank European Wts Dec 2017 B	0.205	6.88 per unit	2017/12/01	100,000,000	2017/06/12
16554	J P Morgan SP BV	China Shenhua European Wts Apr 2018 A	0.252	23.2300	2018/04/03	100,000,000	2017/06/12
16558	J P Morgan SP BV	SMIC European Wts Apr 2018 A	0.151	8.8800	2018/04/16	100,000,000	2017/06/12
16534	Macquarie Bank Ltd.	Country Garden European Wts Jun 2018 A	1.002	13 per unit	2018/06/04	10,000,000	2017/06/12
16542	Macquarie Bank Ltd.	CLP European Warrants Aug 2018 A	0.336	100.0000	2018/08/02	30,000,000	2017/06/12
16530	Macquarie Bank Ltd.	CNBM European Warrants Jan 2018 A	0.556	4.58 per unit	2018/01/03	18,000,000	2017/06/12
16538	Macquarie Bank Ltd.	CPIC European Warrants Dec 2018 A	0.250	38.3300	2018/12/04	40,000,000	2017/06/12
16537	Macquarie Bank Ltd.	CRCC European Warrants Jun 2018 A	0.719	13.88 per unit	2018/06/04	14,000,000	2017/06/12
16532	Macquarie Bank Ltd.	HKEX European Put Warrants Apr 2018 A	0.250	205.88 per 100 units	2018/04/04	40,000,000	2017/06/12
16539	Macquarie Bank Ltd.	HSBC European Warrants Jan 2018 A	0.391	69.8800	2018/01/03	30,000,000	2017/06/12
16541	Macquarie Bank Ltd.	HSBC European Warrants Jan 2018 B	0.251	74.8800	2018/01/03	40,000,000	2017/06/12
16543	Macquarie Bank Ltd.	Longfor PPT European Wts Aug 2018 A	0.250	18.8800	2018/08/02	40,000,000	2017/06/12
16546	SG Issuer	Shenhua European Warrants Jan 2018 A	0.180	21.3300	2018/01/04	60,000,000	2017/06/12
16550	SG Issuer	GAC European Warrants Dec 2017 A	0.150	15.7000	2017/12/22	70,000,000	2017/06/12
16545	SG Issuer	HS H-SHARE European Warrants Feb 2018 A	0.405	115.0000	2018/02/05	25,000,000	2017/06/12
16523	UBS AG	Agricultural Bank European Warrants Nov 2017 A	0.150	4.19 per unit	2017/11/27	70,000,000	2017/06/12
16561	UBS AG	Nine Dragons European Warrants May 2018 A	0.215	11.9000	2018/05/10	50,000,000	2017/06/12
10465	BNP Paribas Issuance B.V.	USD/YEN Euro Wts Mar 2018 A	0.270	112 per 1 units	2018/03/22	50,000,000	2017/06/13
10466	BNP Paribas Issuance B.V.	USD/YEN Eur Put Wts Mar 2018 B	0.280	105 per 1 units	2018/03/22	50,000,000	2017/06/13
16578	Credit Suisse AG	HKEX European Warrants May 2018 A	0.150	228.20 per 100 units	2018/05/30	150,000,000	2017/06/13
16577	Credit Suisse AG	HSBC European Wts Oct 2017 B	0.150	73.9300	2017/10/26	100,000,000	2017/06/13
16576	Credit Suisse AG	HSBC European Wts Nov 2017 C	0.150	76.9300	2017/11/27	100,000,000	2017/06/13
16590	Goldman Sachs SP (Asia)	CNOOC European Warrants Nov 2017 A	0.167	9.59 per unit	2017/11/13	80,000,000	2017/06/13
16588	Goldman Sachs SP (Asia)	HSBC European Put Wts Nov 2017 C	0.156	63.9800	2017/11/28	80,000,000	2017/06/13
16591	Goldman Sachs SP (Asia)	PetroChina European Wts Dec 2017 A	0.250	5.50 per unit	2017/12/28	80,000,000	2017/06/13
16566	HK Bank	ICBC European Warrants Oct 2017 A	0.150	5.53 per unit	2017/10/30	80,000,000	2017/06/13
16565	HK Bank	ICBC European Warrants Nov 2017 B	0.150	5.77 per unit	2017/11/27	80,000,000	2017/06/13
16563	HK Bank	SMIC European Warrants Apr 2018 A	0.150	8.8900	2018/04/16	80,000,000	2017/06/13
16597	Haitong Int'l Sec	BYD European Warrants Mar 2018 A	0.485	57.5000	2018/03/29	100,000,000	2017/06/13
16592	Haitong Int'l Sec	CNOOC European Warrants Dec 2017 B	0.375	10.08 per unit	2017/12/29	50,000,000	2017/06/13
16593	Haitong Int'l Sec	HKEX European Warrants Mar 2019 B	0.260	238 per 100 units	2019/03/29	200,000,000	2017/06/13
16599	Haitong Int'l Sec	Ping An European Warrants Nov 2017 B	0.215	54.0500	2017/11/21	150,000,000	2017/06/13
16598	Haitong Int'l Sec	Ping An European Warrants Mar 2018 A	0.350	57.5000	2018/03/29	150,000,000	2017/06/13
16609	J P Morgan SP BV	Country Garden European Warrants Dec 18 A	0.250	11.1100	2018/12/31	60,000,000	2017/06/13
16601	J P Morgan SP BV	HSBC European Warrants Jan 2018 B	0.253	74.7400	2018/01/03	100,000,000	2017/06/13
16620	J P Morgan SP BV	HSI European Warrants Mar 2018 C	0.251	28,000 per 6,300 units	2018/03/28	300,000,000	2017/06/13
16610	J P Morgan SP BV	HSI European Put Warrants Jan 2018 D	0.152	24,500 per 8,000 units	2018/01/30	300,000,000	2017/06/13
16614	J P Morgan SP BV	HSI European Put Warrants Feb 2018 B	0.150	23,600 per 6,000 units	2018/02/27	300,000,000	2017/06/13
16605	J P Morgan SP BV	New World Dev European Wts Mar 2018 A	0.311	12.50 per unit	2018/03/01	40,000,000	2017/06/13
16604	J P Morgan SP BV	SHK Ppt European Warrants Feb 2018 A	0.450	138.3800	2018/02/01	60,000,000	2017/06/13

Newly listed derivative warrants (continued)

Code	Issuer	Name of issue	Issue prices (HK\$)	Strike level/ Subscription price (HK\$) per 10 units	Subscription/ exercise period	Unit issued on initial listing	Listing date
16603	J P Morgan SP BV	Wharf European Warrants Mar 2018 A	0.255	82.8200	2018/03/01	60,000,000	2017/06/13
16567	Macquarie Bank Ltd.	China Life European Wts Jan 2018 B	0.770	30.88 per unit	2018/01/03	13,000,000	2017/06/13
16573	Macquarie Bank Ltd.	Sinopec Corp European Wts Jan 2018 A	0.251	7.38 per unit	2018/01/03	40,000,000	2017/06/13
16568	Macquarie Bank Ltd.	ICBC European Warrants Feb 2018 A	0.307	5.60 per unit	2018/02/02	34,000,000	2017/06/13
16562	SG Issuer	Geely Auto European Warrants Apr 2018 A	0.250	16.6800	2018/04/06	70,000,000	2017/06/13
16600	SG Issuer	HSI European Warrants Feb 2018 D	0.150	27,000 per 6,500 units	2018/02/27	150,000,000	2017/06/13
16579	UBS AG	AIA European Put Warrants Oct 2017 B	0.150	48.7300	2017/10/31	70,000,000	2017/06/13
16580	UBS AG	HSI European Warrants Oct 2017 A	0.152	26,100 per 6,000 units	2017/10/30	200,000,000	2017/06/13
16581	UBS AG	HSI European Warrants Feb 2018 A	0.151	27,000 per 6,500 units	2018/02/27	200,000,000	2017/06/13
16586	UBS AG	New World European Warrants Dec 2017 A	0.338	12.88 per unit	2017/12/12	30,000,000	2017/06/13
16582	UBS AG	SHK Ppt European Warrants Dec 2017 A	0.397	138.8800	2017/12/12	30,000,000	2017/06/13
16625	BNP Paribas Issuance B.V.	CKH European Wts Apr 2018 B	0.340	115.0000	2018/04/04	40,000,000	2017/06/14
16628	BNP Paribas Issuance B.V.	CKP European Wts Apr 2018 A	0.250	71.0000	2018/04/04	40,000,000	2017/06/14
16626	BNP Paribas Issuance B.V.	Evergrande Euro Wts Apr 2018 A	0.430	25.0000	2018/04/04	50,000,000	2017/06/14
16642	Credit Suisse AG	China Life European Put Wts Nov 2017 B	0.210	24.95 per units	2017/11/28	50,000,000	2017/06/14
16636	Credit Suisse AG	Hang Lung Ppt European Warrants Jun 2018A	0.250	22.8800	2018/06/29	50,000,000	2017/06/14
16638	Credit Suisse AG	New World Dev European Wts Dec 2017 A	0.400	12.38 per unit	2017/12/29	30,000,000	2017/06/14
16639	Credit Suisse AG	SwireProperties European Warrants Feb18A	0.250	30.9800	2018/02/28	50,000,000	2017/06/14
16637	Credit Suisse AG	Wharf European Warrants Dec 2017 A	0.400	80.88 per units	2017/12/13	25,000,000	2017/06/14
16649	Goldman Sachs SP (Asia)	HSI European Put Wts Dec 2017 E	0.250	26,200 per 8,000 units	2017/12/28	150,000,000	2017/06/14
16630	Haitong Int'l Sec	SkyworthDigital European Wts Mar18A	0.840	6 per unit	2018/03/29	25,000,000	2017/06/14
16645	J P Morgan SP BV	China Cinda European Warrants Feb 2018 A	0.252	3.33 per unit	2018/02/01	60,000,000	2017/06/14
16644	J P Morgan SP BV	MCC European Warrants Feb 2018 A	0.266	3 per unit	2018/02/02	40,000,000	2017/06/14
16643	J P Morgan SP BV	China Vanke European Warrants Jan 2018 A	0.150	25.1000	2018/01/02	70,000,000	2017/06/14
16629	Macquarie Bank Ltd.	CNBM European Put Warrants Jan 2018 B	0.715	4.58 per unit	2018/01/03	14,000,000	2017/06/14
16634	Macquarie Bank Ltd.	Link REIT European Warrants Aug 2018 A	0.458	70.8800	2018/08/02	23,000,000	2017/06/14
16632	Macquarie Bank Ltd.	Sands China European Wts Jan 2018 A	1.442	42.88 per unit	2018/01/03	7,000,000	2017/06/14
16633	Macquarie Bank Ltd.	Sands China European Put Wts Feb 2018 A	0.255	31.8000	2018/02/05	40,000,000	2017/06/14
16631	SG Issuer	HSBC European Warrants Jan 2018 A	0.250	77.5000	2018/01/04	100,000,000	2017/06/14
16621	SG Issuer	HSI European Put Warrants Dec 2017 G	0.250	26,000 per 8,000 units	2017/12/28	150,000,000	2017/06/14
16623	SG Issuer	HSI European Put Warrants Feb 2018 E	0.250	25,000 per 8,000 units	2018/02/27	150,000,000	2017/06/14
16646	UBS AG	China Life European Warrants Dec 2017 B	0.152	28.05 per units	2017/12/11	100,000,000	2017/06/14
16648	UBS AG	China Vanke European Warrants Mar 2018 A	0.250	26.8800	2018/03/26	40,000,000	2017/06/14
16655	BOCI Asia Ltd.	CC Bank European Warrants Oct 2017 B	0.234	6.46 per unit	2017/10/12	100,000,000	2017/06/15
16657	BOCI Asia Ltd.	CC Bank European Put Warrants Oct 2017 C	0.219	5.87 per unit	2017/10/27	100,000,000	2017/06/15
16651	BOCI Asia Ltd.	China Mobile European Warrants Oct 2017 B	0.248	88.9300	2017/10/26	200,000,000	2017/06/15
16660	BOCI Asia Ltd.	Ch Overseas European Warrants Feb 2018 A	0.150	28.3300	2018/02/22	100,000,000	2017/06/15
16652	BOCI Asia Ltd.	CSOP A50 ETF European Warrants Dec 2017 B	0.256	14 per unit	2017/12/29	100,000,000	2017/06/15
16654	BOCI Asia Ltd.	A50 China European Warrants Dec 2017 C	0.264	13.38 per unit	2017/12/29	100,000,000	2017/06/15
16650	BOCI Asia Ltd.	HSBC European Warrants Nov 2017 C	0.191	71.9300	2017/11/15	200,000,000	2017/06/15
16659	BOCI Asia Ltd.	Sunny Optical European Warrants Nov 2017 A	0.331	82.9300	2017/11/01	50,000,000	2017/06/15
16674	BNP Paribas Issuance B.V.	CNOOC European Wts Feb 2018 A	0.410	9.50 per unit	2018/02/02	40,000,000	2017/06/15
16675	BNP Paribas Issuance B.V.	PetroCh Euro Wts Mar 2018 B	0.250	5.60 per unit	2018/03/02	40,000,000	2017/06/15

Newly listed derivative warrants (continued)

Code	Issuer	Name of issue	Issue prices (HK\$)	Strike level/ Subscription price (HK\$) per 10 units	Subscription/ exercise period	Unit issued on initial listing	Listing date
16690	Credit Suisse AG	CKP European Warrants Dec 2017 A	0.250	72.8800	2017/12/29	40,000,000	2017/06/15
16692	Credit Suisse AG	GCL-Poly Energy European Wts Dec 2018 A	0.200	0.99 per unit	2018/12/04	50,000,000	2017/06/15
16684	Credit Suisse AG	Tencent Holdings European Wts Dec 2017 D	0.150	294.08 per 100 units	2017/12/27	150,000,000	2017/06/15
16689	Credit Suisse AG	Zijin Mining European Warrants Dec 2017 A	0.250	2.88 per unit	2017/12/14	50,000,000	2017/06/15
16685	Credit Suisse AG	ZTE European Warrants Feb 2018 A	0.250	20.8800	2018/02/28	50,000,000	2017/06/15
16697	Goldman Sachs SP (Asia)	HSBC European Warrants Sep 2017 E	0.174	70.0500	2017/09/28	80,000,000	2017/06/15
16694	Goldman Sachs SP (Asia)	Ping An European Wts Nov 2017 E	0.161	56.4300	2017/11/23	80,000,000	2017/06/15
16695	Goldman Sachs SP (Asia)	Ping An Euro Put Wts Nov 2017 F	0.168	47.9800	2017/11/28	80,000,000	2017/06/15
16666	HK Bank	Galaxy Ent European Warrants Oct 2017 C	0.200	53.9300	2017/10/27	60,000,000	2017/06/15
16673	HK Bank	HSI European Put Warrants Dec 2017 E	0.180	25,888 per 9,500 units	2017/12/28	150,000,000	2017/06/15
16668	HK Bank	Ping An European Warrants Nov 2017 D	0.200	56.4300	2017/11/23	50,000,000	2017/06/15
16671	HK Bank	SHK Ppt European Warrants Dec 2017 A	0.250	139.8800	2017/12/29	40,000,000	2017/06/15
16714	J P Morgan SP BV	CC Bank European Wts Sep 2017 B	0.165	6.69 per unit	2017/09/29	100,000,000	2017/06/15
16711	J P Morgan SP BV	Geely Auto European Put Warrants Mar 18 B	0.252	13.1300	2018/03/01	60,000,000	2017/06/15
16709	J P Morgan SP BV	Galaxy Ent European Put Wts Dec 2017 D	0.251	44.4400	2017/12/14	100,000,000	2017/06/15
16712	J P Morgan SP BV	Ping An European Warrants Dec 2017 C	0.251	61.6100	2017/12/29	100,000,000	2017/06/15
16683	Macquarie Bank Ltd.	CITIC Sec European Warrants Mar 2018 A	1.020	20.68 per unit	2018/03/02	10,000,000	2017/06/15
16680	Macquarie Bank Ltd.	Geely Auto European Wts May 2018 B	0.250	18.8800	2018/05/03	40,000,000	2017/06/15
16682	Macquarie Bank Ltd.	HKEX European Warrants Jan 2018 A	0.527	265.8800	2018/01/03	19,000,000	2017/06/15
16678	SG Issuer	Galaxy Ent European Warrants Jan 2018 B	0.250	60.0000	2018/01/04	60,000,000	2017/06/15
16663	SG Issuer	Galaxy Ent European Put Warrants Jan 2018 A	0.320	42.0000	2018/01/04	60,000,000	2017/06/15
16664	SG Issuer	Sands China European Put Warrants Jan 2018 A	0.275	34.0000	2018/01/04	60,000,000	2017/06/15
16705	UBS AG	China National Building European Wts Nov 2017 A	0.327	5.51 per unit	2017/11/27	40,000,000	2017/06/15
16704	UBS AG	Geely Auto European Put Warrants Dec 2017 A	1.246	11.88 per unit	2017/12/14	20,000,000	2017/06/15
16699	UBS AG	Galaxy Ent European Warrants Dec 2017 A	0.250	58.8800	2017/12/14	70,000,000	2017/06/15
16700	UBS AG	Galaxy Ent European Put Warrants Dec 2017 B	0.339	43.8800	2017/12/14	70,000,000	2017/06/15
16707	UBS AG	Ping An European Warrants Dec 2017 C	0.250	60.0800	2017/12/14	100,000,000	2017/06/15
16701	UBS AG	Sands China European Warrants Nov 2017 A	0.175	41.4600	2017/11/27	70,000,000	2017/06/15
16703	UBS AG	Sands China European Put Warrants Sep 2017 D	0.157	34.5300	2017/09/22	70,000,000	2017/06/15
16715	BOCI Asia Ltd.	Galaxy Ent European Warrants Nov 2017 C	0.228	53.9300	2017/11/27	100,000,000	2017/06/16
16716	BOCI Asia Ltd.	Ping An European Warrants Nov 2017 C	0.153	58.7300	2017/11/27	200,000,000	2017/06/16
16720	BNP Paribas Issuance B.V.	HSI Euro Put Wts Dec 2017 D	0.250	25,200 per 6,000 units	2017/12/28	80,000,000	2017/06/16
16725	Credit Suisse AG	Ping An European Warrants Dec 2017 B	0.250	62.2800	2017/12/29	100,000,000	2017/06/16
16721	Credit Suisse AG	Ping An European Put Warrants Dec 2017 A	0.250	46.8300	2017/12/04	60,000,000	2017/06/16
16723	Credit Suisse AG	Tencent Holdings European Wts Dec 2017 E	0.470	366.0800	2017/12/04	50,000,000	2017/06/16
16724	Credit Suisse AG	Tencent Holdings Euro Put Wts Nov 2017 F	0.160	268.48 per 100 units	2017/11/27	150,000,000	2017/06/16
16738	Goldman Sachs SP (Asia)	China Mobile Euro Wts Nov 2017 B	0.211	86.7300	2017/11/27	80,000,000	2017/06/16
16739	Goldman Sachs SP (Asia)	Tencent European Put Wt Nov 2017 H	0.150	268.48 per 100 units	2017/11/27	150,000,000	2017/06/16
16731	J P Morgan SP BV	China Mob European Wts Nov 2017 B	0.195	88.8800	2017/11/01	100,000,000	2017/06/16
16736	J P Morgan SP BV	Geely Auto European Warrants Apr 2018 C	0.251	19.1900	2018/04/30	100,000,000	2017/06/16
16730	J P Morgan SP BV	HSBC European Warrants Dec 2017 D	0.252	71.7100	2017/12/15	100,000,000	2017/06/16
16737	J P Morgan SP BV	NCI European Warrants Mar 2018 A	0.254	51.5100	2018/03/02	60,000,000	2017/06/16
16734	J P Morgan SP BV	PetroChina European Warrants Jan 2018 A	0.254	5.35 per unit	2018/01/02	100,000,000	2017/06/16

Newly listed derivative warrants (continued)

Code	Issuer	Name of issue	Issue prices (HK\$)	Strike level/ Subscription price (HK\$) per 10 units	Subscription/ exercise period	Unit issued on initial listing	Listing date
16733	J P Morgan SP BV	Tencent European Warrants Jan 2018 C	0.154	312.21 per 100 units	2018/01/31	200,000,000	2017/06/16
16732	J P Morgan SP BV	Tencent European Warrants Jun 2018 B	0.154	338 per 100 units	2018/06/29	200,000,000	2017/06/16
16717	SG Issuer	Tencent European Put Warrants Dec 2017 H	0.185	268.48 per 100 units	2017/12/05	200,000,000	2017/06/16
16718	SG Issuer	Tencent European Put Warrants Mar 2018 D	0.150	250.30 per 100 units	2018/03/05	200,000,000	2017/06/16
16719	SG Issuer	ZTE European Warrants Jan 2018 A	0.250	19.9000	2018/01/04	50,000,000	2017/06/16
16727	UBS AG	SJM Holdings European Warrants Dec 2017 B	0.515	9.38 per unit	2017/12/18	20,000,000	2017/06/16
16726	UBS AG	Tencent Holdings European Put Warrants Nov 2017 F	0.165	268.88 per 100 units	2017/11/27	200,000,000	2017/06/16
16729	UBS AG	Tracker Fund European Warrants Sep 2018 A	0.250	28.8800	2018/09/24	100,000,000	2017/06/16
16728	UBS AG	ZTE European Warrants Dec 2017 B	0.253	18.8800	2017/12/18	50,000,000	2017/06/16
16743	BNP Paribas Issuance B.V.	BOCL European Wts Jan 2019 A	0.250	4.30 per unit	2019/01/03	60,000,000	2017/06/19
16741	BNP Paribas Issuance B.V.	ICBC European Wts Jan 2019 A	0.250	6 per unit	2019/01/03	60,000,000	2017/06/19
16753	Credit Suisse AG	China Mobile European Warrants Sep 2017 B	0.150	90.4300	2017/09/29	70,000,000	2017/06/19
16771	Goldman Sachs SP (Asia)	Ping An European Wts Nov 2017 G	0.150	58.8500	2017/11/28	100,000,000	2017/06/19
16770	Goldman Sachs SP (Asia)	Tencent European Wt Jan 2018 B	0.150	312.48 per 100 units	2018/01/24	150,000,000	2017/06/19
16769	J P Morgan SP BV	Tencent European Warrants Jan 2018 D	0.151	293.93 per 100 units	2018/01/02	200,000,000	2017/06/19
16750	Macquarie Bank Ltd.	Greatwall Motor European Wts May 2018 A	0.908	13.88 per unit	2018/05/03	12,000,000	2017/06/19
16747	Macquarie Bank Ltd.	Greatwall Motor European Wts Jul 2019 A	0.250	12.0000	2019/07/02	40,000,000	2017/06/19
16749	Macquarie Bank Ltd.	Greatwall Motor European Put Wt Feb18A	0.729	7.88 per unit	2018/02/02	15,000,000	2017/06/19
16752	Macquarie Bank Ltd.	HKEX European Warrants Jan 2018 B	1.000	230.8800	2018/01/03	10,000,000	2017/06/19
16755	Macquarie Bank Ltd.	Ping An European Warrants Jun 2018 A	0.250	66.8800	2018/06/04	40,000,000	2017/06/19
16754	Macquarie Bank Ltd.	Ping An European Put Warrants Apr 18 C	0.250	42.8800	2018/04/04	40,000,000	2017/06/19
16745	Macquarie Bank Ltd.	Tencent European Warrants Jan 2018 E	2.069	285.8800	2018/01/03	10,000,000	2017/06/19
16761	SG Issuer	CSOP A50 ETF European Warrants Dec 2017 C	0.315	14.88 per unit	2017/12/05	32,000,000	2017/06/19
16763	SG Issuer	A50 China European Warrants Feb 2018 A	0.335	14.28 per unit	2018/02/05	30,000,000	2017/06/19
16764	SG Issuer	Greatwall Motor European Warrants Jan 2018 B	0.910	12.28 per unit	2018/01/04	11,000,000	2017/06/19
16757	UBS AG	CKI Holdings European Warrants Nov 2017 A	0.399	72.0500	2017/11/28	40,000,000	2017/06/19
16759	UBS AG	Greatwall Motor European Warrants Oct 2018 A	0.208	11.9000	2018/10/26	50,000,000	2017/06/19
16756	UBS AG	PetroChina European Warrants Dec 2017 A	0.200	5.39 per unit	2017/12/20	70,000,000	2017/06/19
16778	BOCI Asia Ltd.	CC Bank European Warrants Nov 2017 B	0.178	6.80 per unit	2017/11/30	100,000,000	2017/06/20
16777	BOCI Asia Ltd.	Greatwall Motor European Warrants Aug 2018A	0.250	12.3800	2018/08/27	100,000,000	2017/06/20
16780	BOCI Asia Ltd.	Lenovo European Warrants Oct 2017 A	0.150	6.38 per unit	2017/10/30	100,000,000	2017/06/20
16798	Credit Suisse AG	Ch Molybdenum European Warrants Dec 2017A	0.250	3.50 per unit	2017/12/19	40,000,000	2017/06/20
16792	Credit Suisse AG	Dongfeng Motor European Warrants Dec 17 A	0.300	12.38 per unit	2017/12/29	35,000,000	2017/06/20
16799	Credit Suisse AG	Galaxy Ent European Put Wts Dec 2017 A	0.250	43.0800	2017/12/29	50,000,000	2017/06/20
16797	Credit Suisse AG	Greatwall Motor European Wts Oct 2018 A	0.250	12.8800	2018/10/31	100,000,000	2017/06/20
16783	Bank of East Asia	Evergrande European Warrants Feb 2018 A	0.340	25.8800	2018/02/28	30,000,000	2017/06/20
16781	Bank of East Asia	Great Wall Motor European Wts Dec 2018 A	0.250	12.2800	2018/12/28	40,000,000	2017/06/20
16803	Goldman Sachs SP (Asia)	CAM CSI300 European Wts Apr 2018 A	0.250	45.8000	2018/04/27	80,000,000	2017/06/20
16801	Goldman Sachs SP (Asia)	CSOP A50 ETF Euro Wts Nov 2017 A	0.242	13.92 per unit	2017/11/27	80,000,000	2017/06/20
16802	Goldman Sachs SP (Asia)	A50 China European Wts Nov 2017 A	0.191	13.60 per unit	2017/11/27	80,000,000	2017/06/20
16787	Macquarie Bank Ltd.	CITIC Sec European Warrants Apr 2018 A	0.324	13.8800	2018/04/04	31,000,000	2017/06/20
16785	Macquarie Bank Ltd.	Minsheng Bank European Put Wts Apr18A	0.835	7.18 per unit	2018/04/04	12,000,000	2017/06/20
16786	Macquarie Bank Ltd.	PICC Group European Put Wts Jan18B	0.334	3.18 per unit	2018/01/03	30,000,000	2017/06/20

Newly listed derivative warrants (continued)

Code	Issuer	Name of issue	Issue prices (HK\$)	Strike level/ Subscription price (HK\$) per 10 units	Subscription/ exercise period	Unit issued on initial listing	Listing date
16772	SG Issuer	CRCC European Warrants Jan 2018 A	0.780	11.50 per unit	2018/01/04	13,000,000	2017/06/20
16773	SG Issuer	Tencent European Warrants Feb 2018 C	0.150	312.48 per 100 units	2018/02/05	200,000,000	2017/06/20
16789	UBS AG	Melco European Warrants Dec 2017 A	0.250	24.1800	2017/12/22	40,000,000	2017/06/20
16790	UBS AG	Ping An European Warrants Jan 2018 A	0.290	56.8800	2018/01/29	100,000,000	2017/06/20
16791	UBS AG	Sands China European Warrants Nov 2017 B	0.327	37.9300	2017/11/27	70,000,000	2017/06/20
16833	Credit Suisse AG	BYD European Warrants Dec 2017 B	0.290	60.8800	2017/12/29	35,000,000	2017/06/21
16835	Credit Suisse AG	China Mobile European Put Wts Dec 2017 A	0.250	77.7700	2017/12/20	40,000,000	2017/06/21
16834	Credit Suisse AG	Geely Auto European Put Warrants Jan 18 A	0.250	13.5800	2018/01/31	60,000,000	2017/06/21
16836	Credit Suisse AG	HKEX European Put Warrants Oct 2018 A	0.150	169.90 per 100 units	2018/10/03	100,000,000	2017/06/21
16830	Credit Suisse AG	Li & Fung European Warrants Dec 2017 A	0.250	3.12 per unit	2017/12/29	40,000,000	2017/06/21
16808	Goldman Sachs SP (Asia)	Galaxy Ent European Wts Oct 2017 B	0.168	53.9300	2017/10/27	60,000,000	2017/06/21
16848	Goldman Sachs SP (Asia)	HSBC European Warrants Nov 2017 D	0.150	71.9300	2017/11/15	80,000,000	2017/06/21
16849	Goldman Sachs SP (Asia)	HSI European Warrants Dec 2017 F	0.250	25,800 per 7,500 units	2017/12/28	200,000,000	2017/06/21
16809	Goldman Sachs SP (Asia)	Sands China Euro Wts Dec 2017 A	0.250	42.8800	2017/12/21	60,000,000	2017/06/21
16844	Goldman Sachs SP (Asia)	Tencent European Put Wt Dec 2017 D	0.211	280.68 per 100 units	2017/12/22	150,000,000	2017/06/21
16810	HK Bank	BYD European Warrants Dec 2017 B	0.400	56.8800	2017/12/29	28,000,000	2017/06/21
16811	HK Bank	CITIC Bank European Warrants Dec 2017 A	0.250	5 per unit	2017/12/29	40,000,000	2017/06/21
16812	HK Bank	CRCC European Warrants Dec 2018 A	0.150	11.9800	2018/12/24	80,000,000	2017/06/21
16838	HK Bank	Dongfeng Motor European Warrants Dec 2018 A	0.250	9.5800	2018/12/31	100,000,000	2017/06/21
16813	HK Bank	Sands China European Put Warrants Dec 2017 A	0.250	34.8800	2017/12/29	40,000,000	2017/06/21
16806	Haitong Int'l Sec	China Mobile European Warrants Oct 2017A	0.250	86.8800	2017/10/31	40,000,000	2017/06/21
16804	Haitong Int'l Sec	Tencent European Warrants Nov 2017 C	0.150	287.50 per 100 units	2017/11/20	120,000,000	2017/06/21
16805	Haitong Int'l Sec	Tencent European Warrants Dec 2017 B	0.150	300.20 per 100 units	2017/12/01	120,000,000	2017/06/21
16852	J P Morgan SP BV	BYD European Warrants Jan 2018 A	0.252	62.6200	2018/01/02	80,000,000	2017/06/21
16850	J P Morgan SP BV	Ch Comm Cons European Warrants Nov 2018 A	0.153	11.8800	2018/11/30	100,000,000	2017/06/21
16851	J P Morgan SP BV	Li & Fung European Warrants Mar 2018 A	0.253	3.30 per unit	2018/03/02	60,000,000	2017/06/21
16816	Macquarie Bank Ltd.	Chi Res Land European Wts Oct 2018 A	0.250	27.8800	2018/10/03	40,000,000	2017/06/21
16814	Macquarie Bank Ltd.	Dongfeng Motor European Wts Apr 2018 A	0.835	12.88 per unit	2018/04/04	12,000,000	2017/06/21
16807	Macquarie Bank Ltd.	SUNAC European Warrants Apr 2018 A	0.250	19.8800	2018/04/17	40,000,000	2017/06/21
16818	SG Issuer	BOCom European Warrants Jan 2018 A	0.335	6.28 per unit	2018/01/04	30,000,000	2017/06/21
16819	SG Issuer	China Railway European Warrants Feb 2018 A	0.500	7.18 per unit	2018/02/05	20,000,000	2017/06/21
16823	SG Issuer	Geely Auto European Warrants Jan 2018 A	1.450	18.88 per unit	2018/01/04	8,000,000	2017/06/21
16824	SG Issuer	Greatwall Motor European Warrants May 2018 A	0.250	11.1200	2018/05/04	100,000,000	2017/06/21
16839	UBS AG	BYD European Warrants Dec 2017 A	0.369	58.8800	2017/12/20	50,000,000	2017/06/21
16842	UBS AG	GAC European Warrants Dec 2017 B	0.152	15.7000	2017/12/19	70,000,000	2017/06/21
16843	UBS AG	Greatwall Motor European Warrants Dec 2017 A	0.713	13.88 per unit	2017/12/20	15,000,000	2017/06/21
16244 [#]	Credit Suisse AG	HKEX European Warrants Dec 2017 A	0.097	203.93 per 100 units	2017/12/11	105,000,000	2017/06/21
16860	BOCI Asia Ltd.	BYD European Warrants Dec 2017 A	0.355	57.5000	2017/12/27	50,000,000	2017/06/22
16859	BOCI Asia Ltd.	Minsheng Bank European Warrants Dec 2017 A	0.320	9.01 per unit	2017/12/04	50,000,000	2017/06/22
16870	Credit Suisse AG	PetroChina European Warrants Dec 2017 A	0.250	5.42 per unit	2017/12/21	40,000,000	2017/06/22
16871	Credit Suisse AG	Ping An European Warrants Nov 2017 C	0.220	54.0500	2017/11/21	100,000,000	2017/06/22
16881	Credit Suisse AG	Tencent Holdings European Wts Nov 2017 G	0.150	300.20 per 100 units	2017/11/28	150,000,000	2017/06/22
16888	Goldman Sachs SP (Asia)	CC Bank Euro Put Wts Oct 2017 B	0.252	5.99 per unit	2017/10/26	40,000,000	2017/06/22

Newly listed derivative warrants (continued)

Code	Issuer	Name of issue	Issue prices (HK\$)	Strike level/ Subscription price (HK\$) per 10 units	Subscription/ exercise period	Unit issued on initial listing	Listing date
16883	Goldman Sachs SP (Asia)	CKP European Warrants Dec 2017 B	0.250	68.0000	2017/12/22	40,000,000	2017/06/22
16885	Goldman Sachs SP (Asia)	China Life Euro Wts Nov 2017 C	0.150	25.0500	2017/11/28	80,000,000	2017/06/22
16882	Goldman Sachs SP (Asia)	China Tel European Wts Dec 2017 A	0.250	3.88 per unit	2017/12/22	50,000,000	2017/06/22
16887	Goldman Sachs SP (Asia)	Lenovo European Wts Nov 2017 A	0.168	5.69 per unit	2017/11/27	60,000,000	2017/06/22
16891	Goldman Sachs SP (Asia)	Tencent European Wt Feb 2018 D	0.164	292.10 per 100 units	2018/02/23	150,000,000	2017/06/22
16855	Haitong Int'l Sec	GWMC European Warrants Sep 2018 A	0.250	11.8800	2018/09/28	60,000,000	2017/06/22
16854	Haitong Int'l Sec	Goldwind European Warrants Apr 2018 A	0.250	13.5000	2018/04/18	50,000,000	2017/06/22
16869	Macquarie Bank Ltd.	BYD European Warrants Apr 2018 B	0.504	61.8800	2018/04/04	20,000,000	2017/06/22
16861	Macquarie Bank Ltd.	CGN Power European Warrants Jul 2018 A	0.250	3 per unit	2018/07/04	40,000,000	2017/06/22
16867	Macquarie Bank Ltd.	Meitu European Warrants Feb 2018 A	0.275	9.8800	2018/02/02	40,000,000	2017/06/22
16862	Macquarie Bank Ltd.	PICC Group European Wts Apr 2018 A	0.400	3.38 per unit	2018/04/04	25,000,000	2017/06/22
16868	SG Issuer	HSI European Warrants Mar 2018 D	0.150	28,000 per 6,300 units	2018/03/28	150,000,000	2017/06/22
16916	BNP Paribas Issuance B.V.	Ch Mobile Euro Wts Jan 2018 B	0.310	88.0000	2018/01/03	50,000,000	2017/06/23
16917	BNP Paribas Issuance B.V.	Geely Auto Euro Wts Mar 2018 B	0.250	15.0000	2018/03/02	80,000,000	2017/06/23
16915	BNP Paribas Issuance B.V.	Ping An European Wt Jan 2018 C	0.300	52.5000	2018/01/03	60,000,000	2017/06/23
16921	Credit Suisse AG	China Life European Warrants Nov 2017 C	0.150	25.0500	2017/11/28	70,000,000	2017/06/23
16918	Credit Suisse AG	Meitu European Warrants Dec 2017 A	0.250	9.9800	2017/12/22	70,000,000	2017/06/23
16927	Goldman Sachs SP (Asia)	AIA European Warrants Dec 2017 A	0.303	56.0500	2017/12/21	80,000,000	2017/06/23
16928	Goldman Sachs SP (Asia)	BOCL European Warrants May 2018 A	0.250	4.28 per unit	2018/05/31	80,000,000	2017/06/23
16925	Goldman Sachs Sp (Asia)	ICBC European Warrants Feb 2018 A	0.150	5.81 per unit	2018/02/23	80,000,000	2017/06/23
16894	HK Bank	CM Bank European Warrants Jan 2018 A	0.150	24.5500	2018/01/29	80,000,000	2017/06/23
16907	HK Bank	China Mobile European Warrants Dec 2017 A	0.260	88.0000	2017/12/29	40,000,000	2017/06/23
16902	HK Bank	CNOOC European Warrants Dec 2017 A	0.320	9.28 per unit	2017/12/29	40,000,000	2017/06/23
16898	HK Bank	Sinopec Corp European Warrants Dec 2017 A	0.300	6.50 per unit	2017/12/29	40,000,000	2017/06/23
16913	HK Bank	HSI European Warrants Mar 2018 B	0.150	28,138 per 6,300 units	2018/03/28	150,000,000	2017/06/23
16910	HK Bank	HSI European Put Warrants Jan 2018 B	0.150	24,288 per 8,000 units	2018/01/30	150,000,000	2017/06/23
16892	Haitong Int'l Sec	SMIC European Warrants Dec 2018 A	0.250	11.0000	2018/12/18	50,000,000	2017/06/23
16924	J P Morgan SP BV	Meitu European Warrants Nov 2017 B	0.162	11.5000	2017/11/30	65,000,000	2017/06/23
16893	Macquarie Bank Ltd.	CITIC Sec European Put Warrants Jul18A	0.250	14.5000	2018/07/03	40,000,000	2017/06/23
16914	Macquarie Bank Ltd.	PetroChina European Wts Feb 2018 A	0.250	5.58 per unit	2018/02/02	40,000,000	2017/06/23
16930	UBS AG	Agile Ppt European Warrants Jan 2018 A	0.711	8.18 per unit	2018/01/22	15,000,000	2017/06/23
16931	UBS AG	HK & China Gas European Warrants Dec 2017 A	0.504	16.88 per unit	2017/12/27	20,000,000	2017/06/23
16929	UBS AG	PetroChina European Warrants Nov 2017 A	0.305	5.19 per unit	2017/11/27	40,000,000	2017/06/23
16936	Credit Suisse AG	HKEX European Warrants Oct 2017 E	0.470	231.0800	2017/10/31	50,000,000	2017/06/26
16961	Goldman Sachs SP (Asia)	CNOOC European Warrants Nov 2017 B	0.237	9.01 per unit	2017/11/28	80,000,000	2017/06/26
16948	Goldman Sachs SP (Asia)	HSI European Warrants Feb 2018 A	0.150	27,128 per 6,500 units	2018/02/27	150,000,000	2017/06/26
16953	Goldman Sachs SP (Asia)	HSI European Warrants Mar 2018 B	0.150	28,138 per 6,300 units	2018/03/28	150,000,000	2017/06/26
16956	Goldman Sachs SP (Asia)	HSI European Put Wts Jan 2018 B	0.150	24,288 per 8,000 units	2018/01/30	150,000,000	2017/06/26
16960	Goldman Sachs SP (Asia)	Ping An European Wts Dec 2017 B	0.150	62.3300	2017/12/20	80,000,000	2017/06/26
16933	Macquarie Bank Ltd.	Minsheng Bank European Wts Apr 2018 B	0.770	8.48 per unit	2018/04/04	13,000,000	2017/06/26
16935	Macquarie Bank Ltd.	HKEX European Warrants Apr 2018 B	0.250	200.88 per 100 units	2018/04/04	40,000,000	2017/06/26
16932	SG Issuer	AIA European Put Warrants Jan 2018 B	0.250	53.0000	2018/01/04	60,000,000	2017/06/26
16938	UBS AG	Ch Comm Cons European Warrants Nov 2018 A	0.174	11.9000	2018/11/21	60,000,000	2017/06/26

Newly listed derivative warrants (continued)

Code	Issuer	Name of issue	Issue prices (HK\$)	Strike level/ Subscription price (HK\$) per 10 units	Subscription/ exercise period	Unit issued on initial listing	Listing date
16945	UBS AG	HKEX European Warrants May 2018 A	0.168	228.20 per 100 units	2018/05/29	300,000,000	2017/06/26
16937	UBS AG	Ping An European Warrants Dec 2017 D	0.178	62.3300	2017/12/20	100,000,000	2017/06/26
16966	BOCI Asia Ltd.	AIA European Warrants Dec 2017 A	0.190	62.9300	2017/12/04	100,000,000	2017/06/27
16963	BOCI Asia Ltd.	CKP European Warrants Dec 2017 A	0.254	68.0000	2017/12/29	100,000,000	2017/06/27
16967	BOCI Asia Ltd.	Ping An European Warrants Dec 2017 C	0.169	62.3300	2017/12/20	100,000,000	2017/06/27
16989	BNP Paribas Issuance B.V.	AIA European Wts Jul 2018 A	0.250	68.0000	2018/07/04	50,000,000	2017/06/27
16995	BNP Paribas Issuance B.V.	CITIC Sec Euro Wts Jan 2018 A	0.710	18 per unit	2018/01/03	30,000,000	2017/06/27
16993	BNP Paribas Issuance B.V.	Dongfeng Motor Eur Wt Mar 2018 A	0.750	12.80 per unit	2018/03/02	40,000,000	2017/06/27
16973	BNP Paribas Issuance B.V.	Galaxy Ent Euro Wts Jul 2018 A	0.440	58.0000	2018/07/04	50,000,000	2017/06/27
16977	BNP Paribas Issuance B.V.	Lenovo European Wts Mar 2018 A	0.280	5.30 per unit	2018/03/02	50,000,000	2017/06/27
16990	BNP Paribas Issuance B.V.	New World Dev Eu Wt Apr 2018 A	0.380	12 per unit	2018/04/04	40,000,000	2017/06/27
16971	BNP Paribas Issuance B.V.	Tencent Hldgs Eu Wt Feb 2018 A	0.170	312.40 per 100 units	2018/02/02	100,000,000	2017/06/27
17003	Goldman Sachs SP (Asia)	BOCL European Warrants May 2018 B	0.150	4.69 per unit	2018/05/28	80,000,000	2017/06/27
17004	Goldman Sachs SP (Asia)	HKEX European Warrants Oct 2017 B	0.329	231.0800	2017/10/26	150,000,000	2017/06/27
17002	Goldman Sachs SP (Asia)	HS H-SHARE European Wts Mar 2018 A	0.250	120.0000	2018/03/28	50,000,000	2017/06/27
17005	Goldman Sachs SP (Asia)	PetroChina European Wts Nov 2017 A	0.167	5.19 per unit	2017/11/27	60,000,000	2017/06/27
16996	Macquarie Bank Ltd.	GCL-Poly Energy European Wts Jul 2019 A	0.250	0.79 per unit	2019/07/03	40,000,000	2017/06/27
16998	Macquarie Bank Ltd.	Tencent European Warrants Jan 2018 F	0.250	420.8800	2018/01/03	40,000,000	2017/06/27
16968	Macquarie Bank Ltd.	ZTE European Warrants Feb 2018 B	0.250	21.8800	2018/02/12	40,000,000	2017/06/27
16969	UBS AG	Tencent Holdings European Warrants Jan 2018 A	0.154	312.48 per 100 units	2018/01/24	300,000,000	2017/06/27
17016	BOCI Asia Ltd.	ICBC European Warrants Nov 2017 B	0.150	5.31 per unit	2017/11/20	100,000,000	2017/06/28
17030	BNP Paribas Issuance B.V.	CC Bank Euro Wts Oct 2018 B	0.330	7.18 per unit	2018/10/03	50,000,000	2017/06/28
17031	BNP Paribas Issuance B.V.	China Life Euro Wts Oct 2018 A	0.250	26.8000	2018/10/03	80,000,000	2017/06/28
10467	BNP Paribas Issuance B.V.	GBP/USD European Put Wt Mar 18 A	0.260	1.22 per 1 units	2018/03/22	50,000,000	2017/06/28
17033	BNP Paribas Issuance B.V.	ICBC European Wts Oct 2018 A	0.250	5.80 per unit	2018/10/03	50,000,000	2017/06/28
17034	BNP Paribas Issuance B.V.	Sands China Euro Wt Oct 2018 A	0.250	43.0000	2018/10/03	60,000,000	2017/06/28
17037	Credit Suisse AG	Haitong Sec European Warrants Aug 2018 A	0.150	15.5000	2018/08/13	70,000,000	2017/06/28
17047	Goldman Sachs SP (Asia)	AIA European Warrants Dec 2017 B	0.250	61.8800	2017/12/28	80,000,000	2017/06/28
17019	HK Bank	AIA European Warrants Dec 2017 A	0.250	62.0000	2017/12/29	50,000,000	2017/06/28
17026	HK Bank	CC Bank European Warrants Dec 2017 B	0.260	6.58 per unit	2017/12/29	50,000,000	2017/06/28
17029	HK Bank	HKEX European Put Warrants Mar 2018 A	0.200	205.88 per 100 units	2018/03/26	100,000,000	2017/06/28
17018	HK Bank	PetroChina European Warrants Dec 2017 B	0.250	5 per unit	2017/12/29	50,000,000	2017/06/28
17027	HK Bank	Ping An European Put Warrants Dec 2017 A	0.250	48.8800	2017/12/29	40,000,000	2017/06/28
17046	J P Morgan SP BV	Ping An European Warrants Dec 2017 D	0.153	60.0600	2017/12/07	100,000,000	2017/06/28
17010	Macquarie Bank Ltd.	AIA European Warrants Jan 2018 B	0.388	59.8800	2018/01/03	26,000,000	2017/06/28
17007	Macquarie Bank Ltd.	CC Bank European Warrants Feb 2018 A	0.252	7.28 per unit	2018/02/02	40,000,000	2017/06/28
17011	Macquarie Bank Ltd.	HKEX European Warrants Jan 2018 C	1.824	200.8800	2018/01/03	5,500,000	2017/06/28
17015	Macquarie Bank Ltd.	Tencent European Put Wts Jan 2018 G	1.000	240.8800	2018/01/03	10,000,000	2017/06/28
17042	UBS AG	CHALCO European Warrants Dec 2017 A	0.345	4.68 per unit	2017/12/27	40,000,000	2017/06/28
17044	UBS AG	Sinopec Corp European Warrants Nov 2017 A	0.239	6.29 per unit	2017/11/27	70,000,000	2017/06/28
17045	UBS AG	CSOP A50 ETF European Warrants Nov 2017 A	0.312	13.92 per unit	2017/11/27	70,000,000	2017/06/28
17040	UBS AG	HKEX European Put Warrants Apr 2018 A	0.250	200 per 100 units	2018/04/30	200,000,000	2017/06/28
17053	BOCI Asia Ltd.	Tencent Holdings European Wts Dec 2017 F	0.150	303.53 per 100 units	2017/12/05	200,000,000	2017/06/29

Newly listed derivative warrants (continued)

Code	Issuer	Name of issue	Issue prices (HK\$)	Strike level/ Subscription price (HK\$) per 10 units	Subscription/ exercise period	Unit issued on initial listing	Listing date
17059	BOCI Asia Ltd.	Tencent Holdings European Wts Jan 2018 A	0.150	312.48 per 100 units	2018/01/24	200,000,000	2017/06/29
17098	BNP Paribas Issuance B.V.	CAM CSI300 Euro Wts Jul 2018 A	0.250	47.0000	2018/07/04	50,000,000	2017/06/29
17089	BNP Paribas Issuance B.V.	CSOP A50 ETF Eu Wts Jul 2018 A	0.250	16 per unit	2018/07/04	40,000,000	2017/06/29
17090	BNP Paribas Issuance B.V.	A50 China Euro Wts Jul 2018 A	0.250	15 per unit	2018/07/04	40,000,000	2017/06/29
17099	BNP Paribas Issuance B.V.	HS H-SHARE Euro Wts Apr 2018 A	0.250	125.0000	2018/04/04	40,000,000	2017/06/29
17104	Credit Suisse AG	AIA European Put Warrants Dec 2017 C	0.250	52.7800	2017/12/28	50,000,000	2017/06/29
17105	Credit Suisse AG	HSBC European Wts Nov 2017 D	0.300	68.0500	2017/11/27	100,000,000	2017/06/29
17111	Goldman Sachs SP (Asia)	BOCL European Warrants Nov 2017 B	0.151	3.69 per unit	2017/11/27	100,000,000	2017/06/29
17113	Goldman Sachs SP (Asia)	BOCL European Warrants Aug 2018 A	0.150	4.26 per unit	2018/08/21	100,000,000	2017/06/29
17112	Goldman Sachs SP (Asia)	CC Bank European Wts Dec 2017 B	0.250	6.60 per unit	2017/12/29	100,000,000	2017/06/29
17114	Goldman Sachs SP (Asia)	Ch Overseas European Wts Feb 2018 A	0.150	25.3800	2018/02/23	80,000,000	2017/06/29
17115	Goldman Sachs Sp (Asia)	ICBC European Warrants Nov 2017 C	0.150	5.19 per unit	2017/11/27	100,000,000	2017/06/29
17060	HK Bank	HSCEI European Warrants Dec 2017 D	0.250	10,088 per 4,000 units	2017/12/28	100,000,000	2017/06/29
17061	HK Bank	HSI European Warrants Dec 2017 F	0.250	25,388 per 7,500 units	2017/12/28	100,000,000	2017/06/29
17074	Haitong Int'l Sec	CAM CSI300 European Warrants Apr 2018 A	0.254	46.0000	2018/04/23	60,000,000	2017/06/29
17078	Haitong Int'l Sec	CAM CSI300 European Warrants Jun 2018 A	0.250	50.0000	2018/06/28	50,000,000	2017/06/29
17069	Haitong Int'l Sec	CSOP A50 ETF European Warrants Nov 2017A	0.260	14.90 per unit	2017/11/30	40,000,000	2017/06/29
17068	Haitong Int'l Sec	CSOP A50 ETF European Warrants Dec 2017A	0.365	14.02 per unit	2017/12/29	40,000,000	2017/06/29
17072	Haitong Int'l Sec	A50 China European Warrants Dec 2017 B	0.390	13.328 per unit	2017/12/29	50,000,000	2017/06/29
17073	Haitong Int'l Sec	A50 China European Warrants Mar 2018 B	0.250	15 per unit	2018/03/29	50,000,000	2017/06/29
17108	J P Morgan SP BV	China Life European Put Wts Jun 2018 A	0.157	21.5000	2018/06/29	100,000,000	2017/06/29
17109	J P Morgan SP BV	Ch Railway Cons European Wts Dec 2018 A	0.155	12.0000	2018/12/20	100,000,000	2017/06/29
17110	Macquarie Bank Ltd.	CSOP A50 ETF European Wts Feb 2018 A	0.455	14.68 per unit	2018/02/02	22,000,000	2017/06/29
17087	Macquarie Bank Ltd.	Kingsoft European Warrants Mar 2018 A	0.295	21.8800	2018/03/02	34,000,000	2017/06/29
17049	Macquarie Bank Ltd.	Melco Int'l Dev Euro Wts May 2018 A	0.295	26.9800	2018/05/03	34,000,000	2017/06/29
17088	Macquarie Bank Ltd.	PetroChina European Put Wts Jul 2018 B	0.250	4.08 per unit	2018/07/04	40,000,000	2017/06/29
17050	Macquarie Bank Ltd.	SHK Ppt European Put Wts Mar 2018 A	0.678	105.0000	2018/03/02	15,000,000	2017/06/29
17062	UBS AG	AIA European Warrants Dec 2017 C	0.154	68.9300	2017/12/29	100,000,000	2017/06/29
17084	UBS AG	CLP European Warrants Dec 2017 A	0.352	92.8800	2017/12/29	30,000,000	2017/06/29
17085	UBS AG	Fosun Intl European Warrants Dec 2017 A	0.178	12.0000	2017/12/04	70,000,000	2017/06/29
17117	BOCI Asia Ltd.	BOCL European Warrants Dec 2017 C	0.150	3.89 per unit	2017/12/20	100,000,000	2017/06/30
17118	BOCI Asia Ltd.	CITIC Sec European Warrants Jul 2018 A	0.170	18.4000	2018/07/26	70,000,000	2017/06/30
17119	BOCI Asia Ltd.	China Unicom European Warrants Dec 2017 C	0.560	13.90 per unit	2017/12/27	25,000,000	2017/06/30
17138	Credit Suisse AG	China Life European Put Wts Jan 2018 B	0.150	21.8300	2018/01/03	70,000,000	2017/06/30
17136	Credit Suisse AG	CSOP A50 ETF European Warrants Nov 2017 A	0.150	14.90 per unit	2017/11/30	70,000,000	2017/06/30
17141	Credit Suisse AG	Galaxy Ent European Warrants Dec 2017 B	0.250	56.6800	2017/12/29	50,000,000	2017/06/30
17145	Credit Suisse AG	ZTE European Warrants Feb 2018 B	0.250	22.8800	2018/02/28	50,000,000	2017/06/30
17147	Bank of East Asia	Ch Mobile European Warrants Jan 2019 A	0.500	94.1000	2019/01/04	20,000,000	2017/06/30
17149	Bank of East Asia	CNBM European Warrants Feb 2018 A	0.360	5.68 per unit	2018/02/26	28,000,000	2017/06/30
17152	Bank of East Asia	IGG European Warrants Jan 2018 A	0.320	15.6800	2018/01/09	32,000,000	2017/06/30
17148	Bank of East Asia	Sino-Ocean Gp European Warrants Feb 18 A	0.250	5.38 per unit	2018/02/28	40,000,000	2017/06/30
17151	Bank of East Asia	Yanzhou Coal European Wts Jan 2018 A	0.480	7.68 per unit	2018/01/02	21,000,000	2017/06/30
17161	Goldman Sachs SP (Asia)	CSOP A50 ETF Euro Wts Dec 2017 A	0.377	13.02 per unit	2017/12/22	60,000,000	2017/06/30

Newly listed derivative warrants (continued)

Code	Issuer	Name of issue	Issue prices (HK\$)	Strike level/ Subscription price (HK\$) per 10 units	Subscription/ exercise period	Unit issued on initial listing	Listing date
17159	Goldman Sachs SP (Asia)	China Unicom Euro Wts Dec 2017 B	0.291	13.90 per unit	2017/12/27	50,000,000	2017/06/30
17162	Goldman Sachs SP (Asia)	A50 China European Wts Oct 2017 B	0.196	12.90 per unit	2017/10/03	60,000,000	2017/06/30
17163	Goldman Sachs SP (Asia)	A50 China European Wts Nov 2017 B	0.420	12.40 per unit	2017/11/01	60,000,000	2017/06/30
17156	J P Morgan SP BV	China Railway European Wts Nov 2017 A	0.190	7.88 per unit	2017/11/07	60,000,000	2017/06/30
17155	J P Morgan SP BV	Ping An European Warrants Mar 2018 A	0.254	64.6400	2018/03/02	100,000,000	2017/06/30
17121	Macquarie Bank Ltd.	China Gas Hold Euro Wts Nov 2018 A	0.283	18.8800	2018/11/02	36,000,000	2017/06/30
17122	Macquarie Bank Ltd.	Geely Auto European Wts Feb 2018 A	0.250	15.9800	2018/02/02	40,000,000	2017/06/30
17124	Macquarie Bank Ltd.	HKEX European Put Warrants Jan 2018 D	0.910	180.8800	2018/01/03	11,000,000	2017/06/30
17135	Macquarie Bank Ltd.	Huaneng Power European Wts Jun 2018 A	0.401	6.88 per unit	2018/06/05	25,000,000	2017/06/30
17125	Macquarie Bank Ltd.	NCI European Warrants Sep 2018 A	0.364	48.8800	2018/09/04	30,000,000	2017/06/30
17131	Macquarie Bank Ltd.	PICC P&C European Warrants Mar 2018 A	0.345	16.33 per unit	2018/03/02	30,000,000	2017/06/30
17130	Macquarie Bank Ltd.	Ping An European Warrants Jul 2018 A	0.372	59.8800	2018/07/03	30,000,000	2017/06/30
17120	SG Issuer	AIA European Warrants Jan 2018 C	0.150	68.9300	2018/01/04	70,000,000	2017/06/30
17191	Goldman Sachs SP (Asia)	Agri Bk European Wts Nov 2017 A	0.150	3.79 per unit	2017/11/24	80,000,000	2017/07/03
17192	Goldman Sachs SP (Asia)	AIA European Warrants Dec 2017 C	0.150	68.9300	2017/12/22	80,000,000	2017/07/03
17169	Goldman Sachs SP (Asia)	HSI European Put Wts Dec 2017 G	0.150	25,878 per 9,500 units	2017/12/28	150,000,000	2017/07/03
17183	J P Morgan SP BV	BOC HK European Warrants Jun 2018 A	0.250	41.4100	2018/06/04	80,000,000	2017/07/03
17187	J P Morgan SP BV	CNOOC European Warrants Feb 2018 A	0.251	9.75 per unit	2018/02/02	60,000,000	2017/07/03
17189	J P Morgan SP BV	Galaxy Ent European Warrants Jan 2018 A	0.150	60.0000	2018/01/02	100,000,000	2017/07/03
17185	J P Morgan SP BV	Sunny Optical European Warrants Jan 2018 A	0.631	86.8600	2018/01/03	40,000,000	2017/07/03
17177	Macquarie Bank Ltd.	CNOOC European Warrants Mar 2018 B	0.585	9.33 per unit	2018/03/02	20,000,000	2017/07/03
17176	Macquarie Bank Ltd.	CNOOC European Warrants May 2018 A	0.364	10.68 per unit	2018/05/03	30,000,000	2017/07/03
17171	Macquarie Bank Ltd.	Ch Southern Air Euro Wts May 2018 A	1.065	7.68 per unit	2018/05/07	10,000,000	2017/07/03
17170	Macquarie Bank Ltd.	Sunny Optical European Warrants Feb 2018 A	0.834	88.8800	2018/02/02	12,000,000	2017/07/03
17179	Macquarie Bank Ltd.	Tencent European Warrants Feb 2018 A	0.358	400.8800	2018/02/02	28,000,000	2017/07/03
17182	Macquarie Bank Ltd.	Tencent European Warrants Feb 2018 B	0.692	365.8800	2018/02/02	14,500,000	2017/07/03
17201	SG Issuer	BOCHK European Warrants Mar 2018 A	0.250	40.1000	2018/03/05	40,000,000	2017/07/03
17202	SG Issuer	China Vanke European Warrants Mar 2018 A	0.250	26.3900	2018/03/05	40,000,000	2017/07/03
17200	UBS AG	CAM CSI300 European Warrants Feb 2018 A	0.250	46.8800	2018/02/05	70,000,000	2017/07/03
17193	UBS AG	Wynn Macau European Warrants Feb 2018 A	0.250	21.3800	2018/02/28	70,000,000	2017/07/03
16225 [#]	UBS AG	Tencent Holdings European Warrants Dec 2017 A	0.132	303.33 per 100 units	2017/12/11	200,000,000	2017/07/03
17221	BOCI Asia Ltd.	AAC Tech European Warrants Mar 2018 A	0.150	115.88 per 100 units	2018/03/22	100,000,000	2017/07/04
17205	BOCI Asia Ltd.	CAM CSI300 European Warrants Feb 2018 A	0.250	46.8800	2018/02/27	100,000,000	2017/07/04
17206	BOCI Asia Ltd.	BOC HK European Warrants Mar 2018 A	0.251	40.2800	2018/03/28	100,000,000	2017/07/04
17225	BOCI Asia Ltd.	Chi Res Land European Warrants Dec 2017 A	0.150	25.1300	2017/12/20	70,000,000	2017/07/04
17209	BOCI Asia Ltd.	CSOP A50 ETF European Warrants Mar 2018 A	0.313	15.02 per unit	2018/03/26	60,000,000	2017/07/04
17212	BOCI Asia Ltd.	A50 China European Warrants Mar 2018 A	0.328	14.20 per unit	2018/03/22	60,000,000	2017/07/04
17213	BOCI Asia Ltd.	Geely Auto European Warrants Mar 2018 B	0.250	19.5000	2018/03/29	80,000,000	2017/07/04
17260	Credit Suisse AG	BOC HK European Warrants Mar 2018 A	0.250	42.2800	2018/03/29	50,000,000	2017/07/04
17261	Credit Suisse AG	China Vanke European Warrants Mar 2018 A	0.250	27.0800	2018/03/29	50,000,000	2017/07/04
17272	Goldman Sachs SP (Asia)	Sinopec Corp European Wts Jan 2018 A	0.250	6.60 per unit	2018/01/31	60,000,000	2017/07/04
17275	Goldman Sachs SP (Asia)	A50 China European Wts Sep 2018 A	0.150	12.1200	2018/09/24	100,000,000	2017/07/04
17274	Goldman Sachs SP (Asia)	HKEX European Warrants Mar 2018 A	0.150	201.08 per 100 units	2018/03/26	200,000,000	2017/07/04

Newly listed derivative warrants (continued)

Code	Issuer	Name of issue	Issue prices (HK\$)	Strike level/ Subscription price (HK\$) per 10 units	Subscription/ exercise period	Unit issued on initial listing	Listing date
17276	Goldman Sachs SP (Asia)	Tencent European Wt Mar 2018 A	0.152	325.20 per 100 units	2018/03/27	150,000,000	2017/07/04
17230	HK Bank	BOC HK European Warrants Jul 2018 A	0.250	42.8800	2018/07/31	50,000,000	2017/07/04
17229	HK Bank	Geely Auto European Warrants Jan 2018 B	0.250	17.4800	2018/01/31	100,000,000	2017/07/04
17236	HK Bank	Tencent European Warrants Jun 2018 A	0.150	338.20 per 100 units	2018/06/22	100,000,000	2017/07/04
17234	HK Bank	Tencent European Put Warrants Dec 2017 F	0.160	280.68 per 100 units	2017/12/22	100,000,000	2017/07/04
17268	J P Morgan SP BV	CAM CSI300 European Warrants Apr 2018 B	0.186	45.8500	2018/04/30	100,000,000	2017/07/04
17267	J P Morgan SP BV	BOC HK European Put Warrants Apr 2018 A	0.251	33.3300	2018/04/03	80,000,000	2017/07/04
17270	J P Morgan SP BV	CSOP A50 ETF European Warrants Dec 2017 B	0.231	14.88 per unit	2017/12/05	80,000,000	2017/07/04
17259	Macquarie Bank Ltd.	HKEX European Warrants Feb 2018 A	0.667	250.8800	2018/02/02	15,000,000	2017/07/04
17256	Macquarie Bank Ltd.	Tencent European Warrants Feb 2018 C	0.250	300.88 per 100 units	2018/02/02	40,000,000	2017/07/04
17239	SG Issuer	CAM CSI300 European Warrants Jan 2018 A	0.250	43.0000	2018/01/04	50,000,000	2017/07/04
17242	SG Issuer	Ch Mob European Warrants Dec 2017 C	0.150	93.0000	2017/12/06	70,000,000	2017/07/04
17245	SG Issuer	Ping An European Warrants Jan 2018 B	0.150	62.3300	2018/01/04	100,000,000	2017/07/04
17254	SG Issuer	Tencent European Warrants Dec 2017 I	0.500	366.0800	2017/12/05	20,000,000	2017/07/04
17263	UBS AG	BOC HK European Warrants Jan 2018 B	0.250	38.8800	2018/01/09	60,000,000	2017/07/04
17265	UBS AG	Geely Auto European Warrants Feb 2018 B	0.250	19.2800	2018/02/12	70,000,000	2017/07/04
17266	UBS AG	Greatwall Motor European Put Warrants May 2018 A	0.250	9.8800	2018/05/07	40,000,000	2017/07/04
17303	BNP Paribas Issuance B.V.	BankComm Euro Wts Feb 2018 A	0.250	6.20 per unit	2018/02/02	40,000,000	2017/07/05
17287	BNP Paribas Issuance B.V.	Minsheng Bk Euro Wt Feb 2018 A	0.250	9 per unit	2018/02/02	40,000,000	2017/07/05
17305	BNP Paribas Issuance B.V.	CPIC European Wts Feb 2018 A	0.250	36.0000	2018/02/02	50,000,000	2017/07/05
17307	BNP Paribas Issuance B.V.	Tracker Fund Euro Wts Jan 19 A	0.260	28.0000	2019/01/03	50,000,000	2017/07/05
17322	Credit Suisse AG	China Mobile European Warrants Jan 2018 A	0.250	92.8800	2018/01/31	70,000,000	2017/07/05
17346	Credit Suisse AG	CNOOC European Warrants Jan 2018 A	0.250	9.88 per unit	2018/01/04	40,000,000	2017/07/05
17335	Credit Suisse AG	Sinopec Corp European Warrants Jan 2018 A	0.250	6.66 per unit	2018/01/31	40,000,000	2017/07/05
17326	Credit Suisse AG	ChiUnicom European Warrants Dec 2017 B	0.450	13.90 per unit	2017/12/29	25,000,000	2017/07/05
17384	Credit Suisse AG	A50 China European Warrants Jan 2018 A	0.250	14.88 per unit	2018/01/31	40,000,000	2017/07/05
17375	Credit Suisse AG	GAC European Warrants Mar 2018 A	0.170	16.9000	2018/03/29	60,000,000	2017/07/05
17363	Credit Suisse AG	Geely Auto European Warrants Feb 2018 B	0.250	19.9800	2018/02/28	100,000,000	2017/07/05
17348	Credit Suisse AG	KECL European Warrants Jan 2018 A	0.370	7.38 per unit	2018/01/31	35,000,000	2017/07/05
17351	Credit Suisse AG	Lenovo European Warrants Jan 2018 A	0.250	5.78 per unit	2018/01/31	50,000,000	2017/07/05
17354	Credit Suisse AG	Sunny Optical European Warrants Jan 2018A	0.550	86.9800	2018/01/04	25,000,000	2017/07/05
17408	Goldman Sachs SP (Asia)	China Life Euro Wts Dec 2017 D	0.157	24.2900	2017/12/20	80,000,000	2017/07/05
17286	HK Bank	Ch Comm Cons European Warrants Nov 2018 A	0.150	11.8600	2018/11/26	80,000,000	2017/07/05
17285	HK Bank	CKP European Warrants Jan 2018 A	0.250	65.8800	2018/01/04	40,000,000	2017/07/05
17283	HK Bank	Sunny Optical European Warrants Jan 2018 A	0.680	78.8800	2018/01/04	20,000,000	2017/07/05
17401	J P Morgan SP BV	Tencent European Warrants Mar 2018 F	0.158	318.18 per 100 units	2018/03/29	200,000,000	2017/07/05
17402	J P Morgan SP BV	Zijin Mining European Warrants Mar 2018 A	0.252	3 per unit	2018/03/05	60,000,000	2017/07/05
17278	Macquarie Bank Ltd.	Geely Auto European Wts Jan 2018 A	1.672	20 per unit	2018/01/04	6,000,000	2017/07/05
17314	Macquarie Bank Ltd.	HKEX European Warrants Feb 2018 B	1.434	215.8800	2018/02/02	7,000,000	2017/07/05
17279	SG Issuer	CCB European Warrants Jan 2018 A	0.325	6.38 per unit	2018/01/04	60,000,000	2017/07/05
17317	SG Issuer	Geely Auto European Warrants Mar 2018 B	0.250	20.1800	2018/03/05	70,000,000	2017/07/05
17282	SG Issuer	Petch European Warrants Dec 2017 C	0.185	5.19 per unit	2017/12/05	55,000,000	2017/07/05
16247#	Credit Suisse AG	Tencent Holdings European Wts Jan 2018 D	0.123	312.28 per 100 units	2018/01/31	100,000,000	2017/07/05

Newly listed derivative warrants (continued)

Code	Issuer	Name of issue	Issue prices (HK\$)	Strike level/ Subscription price (HK\$) per 10 units	Subscription/ exercise period	Unit issued on initial listing	Listing date
17420	BOCI Asia Ltd.	HSBC European Warrants Dec 2017 A	0.150	76.9300	2017/12/04	200,000,000	2017/07/06
17416	BNP Paribas Issuance B.V.	BOCHK European Wts Nov 2018 A	0.260	45.0000	2018/11/02	40,000,000	2017/07/06
17411	BNP Paribas Issuance B.V.	HKEX European Wts Jan 2019 A	0.250	220 per 100 units	2019/01/03	100,000,000	2017/07/06
17413	BNP Paribas Issuance B.V.	HSBC European Wts Apr 2018 A	0.270	76.0000	2018/04/04	40,000,000	2017/07/06
17412	BNP Paribas Issuance B.V.	Tencent Hldgs Eu Wt Dec 2017 C	0.150	303.50 per 100 units	2017/12/04	80,000,000	2017/07/06
17470	Credit Suisse AG	Ch Comm Cons European Warrants Jan 2018 A	0.500	12.38 per unit	2018/01/05	25,000,000	2017/07/06
17508	Credit Suisse AG	CGS European Warrants Nov 2017 A	0.400	8.19 per unit	2017/11/10	25,000,000	2017/07/06
17504	Credit Suisse AG	China Cinda European Warrants Mar 2018 A	0.250	3.58 per unit	2018/03/29	40,000,000	2017/07/06
17468	Credit Suisse AG	CPIC European Warrants Jan 2018 A	0.250	37.8800	2018/01/31	40,000,000	2017/07/06
17471	Credit Suisse AG	CRRC European Warrants Nov 2017 A	0.340	8.69 per unit	2017/11/30	30,000,000	2017/07/06
17469	Credit Suisse AG	HTSC European Warrants Feb 2018 A	0.150	18.0200	2018/02/15	70,000,000	2017/07/06
17475	Credit Suisse AG	Jiangxi Copper European Wts Jan 2018 A	0.700	14.88 per unit	2018/01/05	20,000,000	2017/07/06
17506	Credit Suisse AG	PICC European Warrants Jan 2018 A	0.400	16.28 per unit	2018/01/31	30,000,000	2017/07/06
17467	Credit Suisse AG	Sands China European Warrants Nov 2017 A	0.200	37.9300	2017/11/27	50,000,000	2017/07/06
17474	Credit Suisse AG	CRRC Times European Warrants Dec 2017 A	0.200	46.3800	2017/12/04	50,000,000	2017/07/06
17550	Goldman Sachs SP (Asia)	China Mobile Euro Wts Dec 2017 B	0.150	93.0500	2017/12/06	80,000,000	2017/07/06
17582	Goldman Sachs SP (Asia)	Tencent European Wt Jun 2018 A	0.150	338.20 per 100 units	2018/06/22	150,000,000	2017/07/06
17546	J P Morgan SP BV	HSBC European Warrants Nov 2017 B	0.182	76.9300	2017/11/30	100,000,000	2017/07/06
17521	J P Morgan SP BV	HSBC European Warrants Feb 2018 A	0.250	82.8200	2018/02/02	100,000,000	2017/07/06
17540	J P Morgan SP BV	HSBC European Warrants Jun 2018 A	0.251	85.8500	2018/06/05	100,000,000	2017/07/06
17514	J P Morgan SP BV	HSBC European Put Warrants Mar 2018 A	0.252	61.6100	2018/03/05	100,000,000	2017/07/06
17601	Macquarie Bank Ltd.	CKP European Warrants Jul 2018 A	0.597	73.3300	2018/07/04	17,000,000	2017/07/06
17430	Macquarie Bank Ltd.	Galaxy Ent European Put Wts Mar 2018 A	0.250	40.3300	2018/03/02	40,000,000	2017/07/06
17422	Macquarie Bank Ltd.	HSBC European Put Warrants Feb 2018 B	0.453	66.8800	2018/02/02	32,000,000	2017/07/06
17421	Macquarie Bank Ltd.	NCI European Put Warrants Feb 2018 A	0.250	33.8800	2018/02/02	40,000,000	2017/07/06
17463	Macquarie Bank Ltd.	China Vanke European Wts Jun 2018 A	0.250	28.3300	2018/06/04	40,000,000	2017/07/06
17454	SG Issuer	CAM CSI300 European Warrants Jul 2018 A	0.155	50.0000	2018/07/05	65,000,000	2017/07/06
17596	SG Issuer	HSBC European Warrants Dec 2017 E	0.200	76.9300	2017/12/05	100,000,000	2017/07/06
17597	SG Issuer	HSBC European Warrants Feb 2018 A	0.250	83.8800	2018/02/05	100,000,000	2017/07/06
17598	SG Issuer	Stanchart European Warrants Jan 2018 A	0.385	92.0500	2018/01/04	26,000,000	2017/07/06
17453	UBS AG	HSBC European Warrants Nov 2017 D	0.190	73.9300	2017/11/02	70,000,000	2017/07/06
17452	UBS AG	HSBC European Put Warrants Jan 2018 A	0.342	67.3800	2018/01/08	100,000,000	2017/07/06
17439	UBS AG	Ping An European Put Warrants Dec 2017 E	0.268	48.8300	2017/12/20	70,000,000	2017/07/06
17441	UBS AG	Stanchart European Warrants Jan 2018 B	0.336	92.8800	2018/01/08	30,000,000	2017/07/06
17440	UBS AG	Stanchart European Put Warrants Jan 2018 A	0.532	70.8800	2018/01/08	30,000,000	2017/07/06
13527#	Credit Suisse AG	HKEX European Warrants Oct 2017 A	0.032	238.98 per 100 units	2017/10/04	315,000,000	2017/07/06
17603	BOCI Asia Ltd.	HSBC European Warrants Nov 2017 D	0.150	80.0500	2017/11/30	200,000,000	2017/07/07
17607	BOCI Asia Ltd.	HSBC European Put Warrants Jan 2018 A	0.251	67.3800	2018/01/08	100,000,000	2017/07/07
17613	BOCI Asia Ltd.	Tencent Holdings European Wts Dec 2017 G	0.238	278.20 per 100 units	2017/12/20	200,000,000	2017/07/07
17661	BNP Paribas Issuance B.V.	GAC European Warrants Dec 2018 A	0.260	16.0000	2018/12/04	70,000,000	2017/07/07
17648	BNP Paribas Issuance B.V.	SHK Ppt Euro Warrants Jun 2018 A	0.510	128.0000	2018/06/04	30,000,000	2017/07/07
17602	Credit Suisse AG	HSBC European Wts Oct 2017 C	0.150	78.8300	2017/10/31	100,000,000	2017/07/07
17695	Credit Suisse AG	HSBC European Wts Jan 2018 B	0.250	84.8800	2018/01/31	100,000,000	2017/07/07

Newly listed derivative warrants (continued)

Code	Issuer	Name of issue	Issue prices (HK\$)	Strike level/ Subscription price (HK\$) per 10 units	Subscription/ exercise period	Unit issued on initial listing	Listing date
17694	Credit Suisse AG	HSBC European Put Warrants Jan 2018 A	0.300	69.7800	2018/01/08	70,000,000	2017/07/07
17685	Bank of East Asia	Evergrande European Warrants Jan 2018 A	0.260	20.8800	2018/01/08	40,000,000	2017/07/07
17621	Goldman Sachs SP (Asia)	HSBC European Warrants Nov 2017 E	0.150	80.0500	2017/11/28	80,000,000	2017/07/07
17619	Goldman Sachs SP (Asia)	HSBC European Warrants Dec 2017 A	0.150	77.5500	2017/12/27	80,000,000	2017/07/07
17662	Haitong Int'l Sec	HSBC European Warrants Nov 2017 B	0.165	76.9300	2017/11/27	80,000,000	2017/07/07
17667	Haitong Int'l Sec	HSBC European Warrants Dec 2017 B	0.150	80.0000	2017/12/04	80,000,000	2017/07/07
17684	Haitong Int'l Sec	Ping An European Warrants Dec 2017 B	0.160	58.6800	2017/12/04	80,000,000	2017/07/07
17679	Haitong Int'l Sec	Tencent European Put Warrants Nov 2017 D	0.150	260.88 per 100 units	2017/11/27	120,000,000	2017/07/07
17722	J P Morgan SP BV	A50 China European Warrants Nov 2017 A	0.154	13.90 per unit	2017/11/30	80,000,000	2017/07/07
17721	J P Morgan SP BV	HSBC European Warrants Apr 2018 A	0.252	84.4800	2018/04/03	100,000,000	2017/07/07
17639	Macquarie Bank Ltd.	Tencent European Put Wts Feb 2018 D	1.619	260.8800	2018/02/02	9,000,000	2017/07/07
17646	UBS AG	HSBC European Warrants Nov 2017 E	0.152	82.0300	2017/11/30	70,000,000	2017/07/07
16881 #	Credit Suisse AG	Tencent Holdings European Wts Nov 2017 G	0.092	300.20 per 100 units	2017/11/28	130,000,000	2017/07/07
17741	BNP Paribas Issuance B.V.	BYD European Wts May 2018 A	0.400	60.0000	2018/05/03	40,000,000	2017/07/10
17754	BNP Paribas Issuance B.V.	CNOOC European Wts Feb 2018 B	0.410	9 per unit	2018/02/02	40,000,000	2017/07/10
17866	BNP Paribas Issuance B.V.	Geely Auto Euro Wts Jul 2018 C	0.290	21.0000	2018/07/04	70,000,000	2017/07/10
17723	BNP Paribas Issuance B.V.	HSBC European Wts Feb 2018 B	0.250	77.5000	2018/02/02	40,000,000	2017/07/10
17734	BNP Paribas Issuance B.V.	HSBC European Wts Oct 2018 A	0.260	83.0000	2018/10/03	40,000,000	2017/07/10
17739	BNP Paribas Issuance B.V.	Ping An European Wt Jun 2018 B	0.250	60.0000	2018/06/04	50,000,000	2017/07/10
17957	Credit Suisse AG	Geely Auto European Put Warrants Jan 18 B	0.250	15.9800	2018/01/31	100,000,000	2017/07/10
17946	Credit Suisse AG	Ping An European Warrants Nov 2017 D	0.150	58.7300	2017/11/30	70,000,000	2017/07/10
17928	Goldman Sachs SP (Asia)	Galaxy Ent European Wts Oct 2017 C	0.219	48.9300	2017/10/26	60,000,000	2017/07/10
17769	Goldman Sachs SP (Asia)	HSBC European Warrants Oct 2017 C	0.150	78.8300	2017/10/26	80,000,000	2017/07/10
17935	Goldman Sachs SP (Asia)	Sands China Euro Wts Nov 2017 B	0.167	37.9300	2017/11/27	60,000,000	2017/07/10
17795	HK Bank	CSOP A50 ETF European Warrants Jan 2018 A	0.280	14.18 per unit	2018/01/31	40,000,000	2017/07/10
17841	HK Bank	China Shenhua European Warrants Jul 2018 A	0.250	19.8800	2018/07/31	60,000,000	2017/07/10
17807	HK Bank	Geely Auto European Warrants Jan 2018 C	0.250	19.8800	2018/01/31	100,000,000	2017/07/10
17830	HK Bank	Geely Auto European Put Warrants Jan 2018 D	0.250	15.8800	2018/01/31	80,000,000	2017/07/10
17938	J P Morgan SP BV	HSBC European Put Warrants Feb 2018 B	0.313	69.6900	2018/02/02	100,000,000	2017/07/10
17901	Macquarie Bank Ltd.	BOCHK European Warrants Apr 2019 A	0.250	48.8800	2019/04/02	40,000,000	2017/07/10
17894	Macquarie Bank Ltd.	China Life European Wts Feb 2018 C	2.017	24.50 per unit	2018/02/02	5,000,000	2017/07/10
17898	Macquarie Bank Ltd.	Ping An European Warrants Mar 2018 B	1.003	68.88 per unit	2018/03/02	10,000,000	2017/07/10
17903	Macquarie Bank Ltd.	PWR Assets European Wts May 2018 A	0.250	83.3300	2018/05/03	40,000,000	2017/07/10
17893	Macquarie Bank Ltd.	Tencent European Warrants Feb 2018 E	1.001	332.8800	2018/02/02	10,000,000	2017/07/10
17850	SG Issuer	CAM CSI300 European Warrants Feb 2018 A	0.150	46.9300	2018/02/05	70,000,000	2017/07/10
17872	SG Issuer	Geely Auto European Warrants Feb 2018 C	1.350	23.88 per unit	2018/02/05	8,000,000	2017/07/10
17874	SG Issuer	HKEX European Warrants Nov 2017 B	0.530	231.0800	2017/11/03	20,000,000	2017/07/10
17843	SG Issuer	HSBC European Warrants Nov 2017 B	0.150	78.8300	2017/11/03	100,000,000	2017/07/10
17846	SG Issuer	HSBC European Warrants Dec 2017 F	0.150	82.0300	2017/12/05	100,000,000	2017/07/10
17875	SG Issuer	Tencent European Warrants Jan 2018 B	0.400	388.8800	2018/01/04	25,000,000	2017/07/10
17921	UBS AG	BOC HK European Warrants Apr 2018 A	0.250	45.8800	2018/04/16	60,000,000	2017/07/10
17905	UBS AG	HSBC European Warrants Nov 2017 F	0.197	78.8300	2017/11/02	70,000,000	2017/07/10
17908	UBS AG	HSBC European Warrants Jan 2018 B	0.251	85.8800	2018/01/09	100,000,000	2017/07/10

Newly listed derivative warrants (continued)

Code	Issuer	Name of issue	Issue prices (HK\$)	Strike level/ Subscription price (HK\$) per 10 units	Subscription/ exercise period	Unit issued on initial listing	Listing date
17915	UBS AG	Tencent Holdings European Put Warrants Feb 2018 B	0.150	250.30 per 100 units	2018/02/26	300,000,000	2017/07/10
18078	Credit Suisse AG	Galaxy Ent European Warrants Dec 2017 C	0.210	49.9800	2017/12/21	70,000,000	2017/07/11
18067	Credit Suisse AG	Tencent Holdings European Wts Dec 2017 F	0.150	290.20 per 100 units	2017/12/04	150,000,000	2017/07/11
18127	Goldman Sachs SP (Asia)	China Mobile Euro Wts Jan 2018 A	0.262	83.8800	2018/01/30	80,000,000	2017/07/11
18117	Goldman Sachs SP (Asia)	HSBC European Warrants Nov 2017 F	0.150	82.0300	2017/11/23	80,000,000	2017/07/11
18114	Goldman Sachs SP (Asia)	Tencent European Wt Nov 2017 I	0.173	269.08 per 100 units	2017/11/28	150,000,000	2017/07/11
18080	Goldman Sachs SP (Asia)	Tencent European Wt Dec 2017 E	0.150	278.20 per 100 units	2017/12/20	150,000,000	2017/07/11
18081	Goldman Sachs SP (Asia)	Tencent European Wt Jan 2018 C	0.150	285.78 per 100 units	2018/01/24	150,000,000	2017/07/11
17974	Haitong Int'l Sec	BOC HK European Warrants Mar 2018 B	0.250	43.8800	2018/03/29	40,000,000	2017/07/11
17991	Haitong Int'l Sec	Geely Auto European Warrants Jan 2018 A	0.250	19.9800	2018/01/31	120,000,000	2017/07/11
18041	Haitong Int'l Sec	PetroChina European Warrants Dec 2017 A	0.160	5.39 per unit	2017/12/20	70,000,000	2017/07/11
17989	Haitong Int'l Sec	Stanchart European Warrants Mar 2018 A	0.300	100.0000	2018/03/29	40,000,000	2017/07/11
18045	J P Morgan SP BV	Sands China European Warrants Oct 2017 C	0.153	37.3000	2017/10/31	100,000,000	2017/07/11
18048	J P Morgan SP BV	Tencent European Warrants Dec 2017 I	0.150	290.09 per 100 units	2017/12/04	100,000,000	2017/07/11
18039	Macquarie Bank Ltd.	China Mobile European Wts Feb 2018 A	0.302	88.8800	2018/02/02	40,000,000	2017/07/11
18035	Macquarie Bank Ltd.	China Mobile European Wts Mar 2018 A	1.201	100 per unit	2018/03/02	9,000,000	2017/07/11
18014	Macquarie Bank Ltd.	HSBC European Warrants Feb 2018 C	0.261	81.8000	2018/02/02	39,000,000	2017/07/11
18018	Macquarie Bank Ltd.	HSBC European Warrants Feb 2018 D	1.153	90.08 per unit	2018/02/02	9,000,000	2017/07/11
17966	SG Issuer	HSCEI European Warrants Aug 2018 A	0.250	10,700 per 4,000 units	2018/08/30	150,000,000	2017/07/11
18013	UBS AG	Country Garden European Warrants Dec 2018 A	0.158	11.1200	2018/12/20	70,000,000	2017/07/11
18000	UBS AG	CNOOC European Warrants Jan 2018 A	0.380	9.68 per unit	2018/01/10	40,000,000	2017/07/11
17992	UBS AG	Galaxy Ent European Warrants Oct 2017 E	0.218	48.7300	2017/10/19	70,000,000	2017/07/11
18005	UBS AG	HSI European Warrants Dec 2017 E	0.191	25,400 per 7,500 units	2017/12/28	200,000,000	2017/07/11
17996	UBS AG	Sands China European Warrants Dec 2017 A	0.245	34.9300	2017/12/04	50,000,000	2017/07/11
17999	UBS AG	Tencent Holdings European Warrants Mar 2018 A	0.155	324.48 per 100 units	2018/03/22	300,000,000	2017/07/11
18146	BOCI Asia Ltd.	CC Bank European Warrants Jan 2018 A	0.328	6.19 per unit	2018/01/15	100,000,000	2017/07/12
18145	BOCI Asia Ltd.	Sinopec Corp European Warrants Jan 2018 A	0.251	6.68 per unit	2018/01/29	100,000,000	2017/07/12
18172	BOCI Asia Ltd.	Galaxy Ent European Warrants Dec 2017 B	0.209	50.0500	2017/12/21	100,000,000	2017/07/12
18155	BOCI Asia Ltd.	ICBC European Warrants Nov 2017 C	0.242	5.09 per unit	2017/11/28	100,000,000	2017/07/12
18174	BOCI Asia Ltd.	Sands China European Warrants Dec 2017 A	0.186	37.5500	2017/12/22	100,000,000	2017/07/12
18158	BOCI Asia Ltd.	Tencent Holdings European Wts Nov 2017 E	0.203	268.98 per 100 units	2017/11/28	200,000,000	2017/07/12
18267	HK Bank	Ping An European Warrants Dec 2017 B	0.150	60.1300	2017/12/07	80,000,000	2017/07/12
18332	J P Morgan SP BV	China Mob European Wts Dec 2017 A	0.165	86.6800	2017/12/01	100,000,000	2017/07/12
18361	J P Morgan SP BV	CPIC European Warrants Feb 2018 A	0.255	37.3700	2018/02/02	100,000,000	2017/07/12
18282	J P Morgan SP BV	China Unicom European Warrants Dec 2017 B	0.702	11.40 per unit	2017/12/01	100,000,000	2017/07/12
18395	J P Morgan SP BV	Ping An European Put Warrants Jan 2018 B	0.181	48.8400	2018/01/02	100,000,000	2017/07/12
18403	J P Morgan SP BV	Tencent European Warrants Nov 2017 H	0.864	301.0300	2017/11/01	100,000,000	2017/07/12
18177	Macquarie Bank Ltd.	CC Bank European Warrants Feb 2018 B	0.405	6.18 per unit	2018/02/02	25,000,000	2017/07/12
18211	Macquarie Bank Ltd.	MGM China European Warrants Nov 2018 A	0.250	18.8800	2018/11/02	40,000,000	2017/07/12
18201	Macquarie Bank Ltd.	Stanchart European Warrants Mar 2018 A	0.338	94.8800	2018/03/02	30,000,000	2017/07/12
18144	SG Issuer	Ch Mob European Warrants Feb 2018 A	0.250	90.0000	2018/02/05	60,000,000	2017/07/12
18230	SG Issuer	CNOOC European Warrants Jan 2018 A	0.280	9.89 per unit	2018/01/04	36,000,000	2017/07/12
18240	SG Issuer	PICC P&C European Warrants Feb 2018 A	0.670	15.50 per unit	2018/02/05	15,000,000	2017/07/12

Newly listed derivative warrants (continued)

Code	Issuer	Name of issue	Issue prices (HK\$)	Strike level/ Subscription price (HK\$) per 10 units	Subscription/ exercise period	Unit issued on initial listing	Listing date
18413	SG Issuer	Ping An European Warrants Feb 2018 A	0.250	65.0000	2018/02/05	100,000,000	2017/07/12
18440	UBS AG	China Mobile European Warrants Nov 2017 C	0.171	86.7300	2017/11/27	100,000,000	2017/07/12
18472	UBS AG	China Unicom European Warrants Nov 2017 B	0.659	11.40 per unit	2017/11/23	30,000,000	2017/07/12
18415	UBS AG	PetroChina European Warrants Jan 2018 A	0.217	5.59 per unit	2018/01/26	50,000,000	2017/07/12
18414	UBS AG	Sunny Optical European Warrants Jan 2018 A	0.457	92.8800	2018/01/12	30,000,000	2017/07/12
24459#	Goldman Sachs SP (Asia)	China Mobile Euro Wts Nov 2018 A	0.031	90 per 100 units	2018/11/27	350,000,000	2017/07/12
18473	BOCI Asia Ltd.	China Mobile European Warrants Nov 2017 B	0.150	86.7300	2017/11/29	100,000,000	2017/07/13
18479	BOCI Asia Ltd.	HSBC European Warrants Jan 2018 B	0.151	83.9300	2018/01/29	200,000,000	2017/07/13
18621	Credit Suisse AG	China Mobile European Warrants Jan 2018 B	0.250	84.8800	2018/01/31	100,000,000	2017/07/13
18629	Credit Suisse AG	Ping An European Warrants Jan 2018 B	0.250	65.8800	2018/01/31	100,000,000	2017/07/13
18862	Goldman Sachs SP (Asia)	CC Bank European Wts Dec 2017 C	0.199	6.39 per unit	2017/12/27	80,000,000	2017/07/13
18816	Goldman Sachs SP (Asia)	CC Bank European Wts Jan 2018 A	0.254	6.20 per unit	2018/01/15	80,000,000	2017/07/13
18809	Goldman Sachs Sp (Asia)	ICBC European Warrants Nov 2017 D	0.167	5.09 per unit	2017/11/28	80,000,000	2017/07/13
18506	HK Bank	CC Bank European Warrants Jul 2018 A	0.380	6.28 per unit	2018/07/31	50,000,000	2017/07/13
18510	HK Bank	Kingsoft European Warrants Feb 2018 A	0.180	21.9300	2018/02/23	60,000,000	2017/07/13
18480	HK Bank	Stanchart European Warrants Jan 2018 A	0.250	88.8800	2018/01/31	40,000,000	2017/07/13
18486	HK Bank	Tencent European Warrants Nov 2017 H	0.200	268.80 per 100 units	2017/11/28	80,000,000	2017/07/13
18797	J P Morgan SP BV	CC Bank European Wts Jan 2018 A	0.197	6.38 per unit	2018/01/02	100,000,000	2017/07/13
18725	J P Morgan SP BV	Kingboard Chem European Warrants Apr 18 A	0.256	37.3700	2018/04/03	40,000,000	2017/07/13
18554	SG Issuer	CHALCO European Warrants Feb 2018 A	0.550	4.40 per unit	2018/02/05	20,000,000	2017/07/13
18556	SG Issuer	CP&CC European Warrants Feb 2018 A	0.210	6.67 per unit	2018/02/05	60,000,000	2017/07/13
19134	SG Issuer	HSBC European Put Warrants Jan 2018 B	0.215	67.3300	2018/01/04	80,000,000	2017/07/13
18564	SG Issuer	PICC European Warrants Feb 2018 A	0.250	4.10 per unit	2018/02/05	40,000,000	2017/07/13
18589	SG Issuer	Ping An European Put Warrants Feb 2018 B	0.255	50.0000	2018/02/05	80,000,000	2017/07/13
18598	SG Issuer	Zijin Mining European Warrants Feb 2018 A	0.305	2.69 per unit	2018/02/05	33,000,000	2017/07/13
18549	UBS AG	China Life European Warrants Apr 2018 A	0.153	28.0500	2018/04/27	100,000,000	2017/07/13
18533	UBS AG	GAC European Warrants Mar 2018 A	0.250	17.8800	2018/03/29	70,000,000	2017/07/13
18531	UBS AG	Greatwall Motor European Warrants Apr 2018 A	0.205	11.1400	2018/04/27	50,000,000	2017/07/13
18542	UBS AG	PICC Group European Warrants Dec 2017 A	0.202	3.99 per unit	2017/12/22	50,000,000	2017/07/13
18723	UBS AG	Tencent Holdings European Warrants Dec 2017 B	0.152	294.08 per 100 units	2017/12/27	300,000,000	2017/07/13
19732	Credit Suisse AG	CC Bank European Warrants Dec 2017 B	0.200	6.59 per unit	2017/12/29	50,000,000	2017/07/14
19679	Credit Suisse AG	Ch Molybdenum European Warrants Jan 2018A	0.300	4.28 per unit	2018/01/15	40,000,000	2017/07/14
20542	Goldman Sachs SP (Asia)	BOCL European Warrants Mar 2018 A	0.250	3.85 per unit	2018/03/28	80,000,000	2017/07/14
20587	Goldman Sachs SP (Asia)	China Unicom Euro Wts Nov 2017 B	0.341	11.40 per unit	2017/11/23	40,000,000	2017/07/14
20576	Goldman Sachs SP (Asia)	PetroChina European Wts Dec 2017 B	0.210	5.01 per unit	2017/12/20	80,000,000	2017/07/14
20804	Goldman Sachs SP (Asia)	Ping An Euro Put Wts Jan 2018 A	0.250	51.0000	2018/01/30	80,000,000	2017/07/14
19301	HK Bank	China Mobile European Warrants Nov 2017 A	0.150	86.6300	2017/11/28	68,000,000	2017/07/14
19146	HK Bank	China Mobile European Warrants Jan 2018 A	0.280	83.8800	2018/01/31	50,000,000	2017/07/14
19371	HK Bank	Galaxy Ent European Warrants Dec 2017 B	0.260	50.0500	2017/12/22	50,000,000	2017/07/14
19361	HK Bank	Ping An European Warrants Jan 2018 A	0.380	54.8800	2018/01/31	50,000,000	2017/07/14
19427	HK Bank	Sands China European Warrants Dec 2017 B	0.150	37.5500	2017/12/22	68,000,000	2017/07/14
19871	J P Morgan SP BV	GAC European Warrants Mar 2018 A	0.250	18.1800	2018/03/29	60,000,000	2017/07/14
19735	J P Morgan SP BV	PetroChina European Warrants Dec 2017 B	0.158	5.17 per unit	2017/12/01	100,000,000	2017/07/14

Newly listed derivative warrants (continued)

Code	Issuer	Name of issue	Issue prices (HK\$)	Strike level/ Subscription price (HK\$) per 10 units	Subscription/ exercise period	Unit issued on initial listing	Listing date
20307	J P Morgan SP BV	Stanchart European Warrants Feb 2018 A	0.253	95.9500	2018/02/02	50,000,000	2017/07/14
19850	J P Morgan SP BV	Tracker Fund European Warrants Sep 2018 A	0.150	28.8800	2018/09/28	100,000,000	2017/07/14
20410	J P Morgan SP BV	Zhaojin Mining European Wts Sep 2018 A	0.154	6.8800	2018/09/28	70,000,000	2017/07/14
19135	Macquarie Bank Ltd.	BOCL European Warrants Jan 2018 A	0.250	3.79 per unit	2018/01/03	40,000,000	2017/07/14
19435	Macquarie Bank Ltd.	China Life European Wts Sep 2018 A	0.250	26.8800	2018/09/04	40,000,000	2017/07/14
19525	Macquarie Bank Ltd.	China Overseas European Wts Jun 2018 A	1.054	28.88 per unit	2018/06/04	10,000,000	2017/07/14
19458	Macquarie Bank Ltd.	CPIC European Warrants Sep 2018 A	0.250	41.3300	2018/09/04	40,000,000	2017/07/14
19434	Macquarie Bank Ltd.	Meitu European Warrants Aug 2018 A	0.317	18.8800	2018/08/02	32,000,000	2017/07/14
19542	Macquarie Bank Ltd.	PICC P&C European Warrants Jun 2018 A	0.670	18.88 per unit	2018/06/04	15,000,000	2017/07/14
19454	Macquarie Bank Ltd.	Tencent European Warrants Feb 2018 F	0.250	270.88 per 100 units	2018/02/02	40,000,000	2017/07/14
19553	SG Issuer	CCCC European Warrants Feb 2018 A	0.840	11.50 per unit	2018/02/05	12,000,000	2017/07/14
19639	SG Issuer	Ch Mob European Warrants Dec 2017 D	0.160	86.7300	2017/12/05	70,000,000	2017/07/14
19676	UBS AG	Minsheng Bank European Warrants Dec 2017 A	0.254	9.89 per unit	2017/12/22	40,000,000	2017/07/14
19678	UBS AG	PICC European Warrants Jan 2018 A	0.668	16.88 per unit	2018/01/15	20,000,000	2017/07/14
19675	UBS AG	Yanzhou Coal European Wts Jan 2018 A	0.805	8.38 per unit	2018/01/15	15,000,000	2017/07/14
21024	BOCI Asia Ltd.	Geely Auto European Put Warrants Jan 2018 A	0.250	15.8600	2018/01/24	100,000,000	2017/07/17
20992	BOCI Asia Ltd.	China Vanke European Warrants Dec 2017 A	0.150	25.1000	2017/12/29	100,000,000	2017/07/17
21123	Credit Suisse AG	Geely Auto European Warrants Jan 2018 C	3.550	16.18 per unit	2018/01/31	25,000,000	2017/07/17
21065	Credit Suisse AG	HSBC European Wts Jan 2018 C	0.250	88.9900	2018/01/31	100,000,000	2017/07/17
21106	Credit Suisse AG	Ping An European Warrants Jan 2018 C	0.250	68.9800	2018/01/31	100,000,000	2017/07/17
21108	Credit Suisse AG	Ping An European Put Warrants Jan 2018 D	0.250	50.8800	2018/01/31	60,000,000	2017/07/17
21624	Goldman Sachs SP (Asia)	HSBC European Warrants Jan 2018 A	0.150	84.9300	2018/01/24	80,000,000	2017/07/17
21577	Goldman Sachs SP (Asia)	HSBC European Put Wts Dec 2017 B	0.197	69.7300	2017/12/29	80,000,000	2017/07/17
21630	Goldman Sachs SP (Asia)	Ping An European Wts Dec 2017 C	0.150	60.1300	2017/12/07	80,000,000	2017/07/17
20834	HK Bank	China Life European Warrants Nov 2017 B	0.150	25.0500	2017/11/28	80,000,000	2017/07/17
20818	HK Bank	China Life European Warrants Apr 2018 A	0.150	27.9800	2018/04/26	80,000,000	2017/07/17
20924	HK Bank	Meitu European Warrants Jan 2018 A	0.250	13.2800	2018/01/31	40,000,000	2017/07/17
20944	HK Bank	PICC European Warrants Jan 2018 A	0.700	16.80 per unit	2018/01/31	15,000,000	2017/07/17
20817	HK Bank	PICC Group European Warrants Jan 2018 A	0.250	3.88 per unit	2018/01/31	40,000,000	2017/07/17
21153	J P Morgan SP BV	PICC European Warrants May 2019 A	0.250	17.1700	2019/05/03	100,000,000	2017/07/17
21259	J P Morgan SP BV	Ping An European Warrants Jan 2018 C	0.251	63.0000	2018/01/31	100,000,000	2017/07/17
20962	Macquarie Bank Ltd.	CNBM European Warrants Feb 2018 A	0.500	5.48 per unit	2018/02/02	20,000,000	2017/07/17
20958	Macquarie Bank Ltd.	Baiyunshan Ph European Warrants Jun18A	0.400	26.8800	2018/06/19	25,000,000	2017/07/17
21793	SG Issuer	HSBC European Warrants Apr 2018 B	0.250	85.5000	2018/04/06	100,000,000	2017/07/17
21783	SG Issuer	HSBC European Put Warrants Feb 2018 B	0.320	70.0000	2018/02/05	80,000,000	2017/07/17
21764	SG Issuer	HSI European Put Warrants Mar 2018 E	0.250	24,600 per 8,000 units	2018/03/28	150,000,000	2017/07/17
21821	SG Issuer	PICC P&C European Warrants Mar 2018 A	0.720	17.60 per unit	2018/03/05	14,000,000	2017/07/17
21382	UBS AG	AIA European Warrants Jan 2018 A	0.254	60.8800	2018/01/16	100,000,000	2017/07/17
21422	UBS AG	CC Bank European Warrants Dec 2017 A	0.283	6.39 per unit	2017/12/27	70,000,000	2017/07/17
21272	UBS AG	China Mobile European Warrants Jan 2018 A	0.282	84.8800	2018/01/16	100,000,000	2017/07/17
21352	UBS AG	CPIC European Warrants Jan 2018 A	0.229	37.9300	2018/01/24	70,000,000	2017/07/17
21263	UBS AG	Ping An European Warrants Jan 2018 B	0.251	66.8800	2018/01/16	100,000,000	2017/07/17
21451	UBS AG	Ping An European Put Warrants Jan 2018 C	0.359	51.0000	2018/01/16	100,000,000	2017/07/17

Newly listed derivative warrants (continued)

Code	Issuer	Name of issue	Issue prices (HK\$)	Strike level/ Subscription price (HK\$) per 10 units	Subscription/ exercise period	Unit issued on initial listing	Listing date
17567 #	Credit Suisse AG	China Mobile European Warrants Nov 2017 B	0.021	84.28 per 100 units	2017/11/27	500,000,000	2017/07/17
22065	BNP Paribas Issuance B.V.	BOCHK European Wts Apr 2018 B	0.160	42.3000	2018/04/04	70,000,000	2017/07/18
21923	BNP Paribas Issuance B.V.	Ch Unicom Euro Wt Feb 2018 B	0.650	11.80 per unit	2018/02/02	40,000,000	2017/07/18
21930	BNP Paribas Issuance B.V.	Greatwall Motor Eu Wt May 2018 A	0.180	11.1400	2018/05/03	60,000,000	2017/07/18
22096	BNP Paribas Issuance B.V.	Sands China Euro Wt Jul 2018 A	0.260	36.8000	2018/07/04	40,000,000	2017/07/18
22155	BNP Paribas Issuance B.V.	SUNAC European Warrants Mar 18 A	0.250	20.0000	2018/03/02	60,000,000	2017/07/18
22348	Credit Suisse AG	Ping An European Warrants Jan 2018 E	0.250	64.2800	2018/01/31	100,000,000	2017/07/18
22291	Credit Suisse AG	Stanchart European Warrants Dec 2017 A	0.380	92.9200	2017/12/29	30,000,000	2017/07/18
22462	Goldman Sachs SP (Asia)	CAM CSI300 European Wts Dec 2017 A	0.150	43.0000	2017/12/27	80,000,000	2017/07/18
22474	Goldman Sachs SP (Asia)	BOCL European Warrants Mar 2018 B	0.184	3.81 per unit	2018/03/26	80,000,000	2017/07/18
22499	Goldman Sachs SP (Asia)	CC Bank European Wts Dec 2017 D	0.150	6.89 per unit	2017/12/20	80,000,000	2017/07/18
22493	Goldman Sachs SP (Asia)	Ping An European Wts Jan 2018 B	0.250	65.8800	2018/01/18	80,000,000	2017/07/18
22159	HK Bank	Sinopec Corp European Warrants Jan 2018 A	0.340	6 per unit	2018/01/31	40,000,000	2017/07/18
22236	HK Bank	HSCEI European Warrants Mar 2018 A	0.250	10,600 per 4,000 units	2018/03/28	180,000,000	2017/07/18
22254	HK Bank	HSCEI European Warrants Jul 2018 A	0.250	10,888 per 4,000 units	2018/07/30	180,000,000	2017/07/18
22264	HK Bank	HSCEI European Put Warrants Jan 2018 A	0.150	9,980 per 4,000 units	2018/01/30	180,000,000	2017/07/18
22161	HK Bank	Lenovo European Warrants Jan 2018 A	0.250	5.18 per unit	2018/01/31	40,000,000	2017/07/18
22213	Haitong Int'l Sec	AIA European Warrants Dec 2017 A	0.185	62.9300	2017/12/04	70,000,000	2017/07/18
22195	Haitong Int'l Sec	CNBM European Warrants Feb 2018 A	0.400	5.88 per unit	2018/02/20	40,000,000	2017/07/18
22219	Haitong Int'l Sec	Evergrande European Warrants Jan 2018 A	0.320	20.0800	2018/01/22	100,000,000	2017/07/18
22166	Haitong Int'l Sec	HKEX European Warrants Dec 2018 A	0.250	220 per 100 units	2018/12/27	100,000,000	2017/07/18
22201	Haitong Int'l Sec	HSBC European Warrants Nov 2017 C	0.175	82.0300	2017/11/30	70,000,000	2017/07/18
22270	J P Morgan SP BV	Sinopec Corp European Warrants Jan 2018 A	0.159	6.66 per unit	2018/01/31	100,000,000	2017/07/18
22266	J P Morgan SP BV	China Taiping European Wts Mar 2018 A	0.250	25.2500	2018/03/05	60,000,000	2017/07/18
22267	J P Morgan SP BV	PICC Group European Warrants Mar 2018 A	0.274	4.40 per unit	2018/03/05	60,000,000	2017/07/18
21913	Macquarie Bank Ltd.	China Unicom European Wts Dec 2017 B	0.839	11.40 per unit	2017/12/05	12,000,000	2017/07/18
22216	Macquarie Bank Ltd.	Kingdee Int'l European Wts Mar 2018 A	0.402	3.98 per unit	2018/03/16	25,000,000	2017/07/18
22231	SG Issuer	HSBC European Warrants May 2018 A	0.250	91.8800	2018/05/04	100,000,000	2017/07/18
22368	UBS AG	AIA European Put Warrants Nov 2017 A	0.153	51.8300	2017/11/23	70,000,000	2017/07/18
22375	UBS AG	BOCL European Put Warrants Feb 2018 A	0.251	3.48 per unit	2018/02/20	70,000,000	2017/07/18
22378	UBS AG	CC Bank European Warrants Jan 2018 A	0.175	7.29 per unit	2018/01/26	70,000,000	2017/07/18
22374	UBS AG	ICBC European Warrants Feb 2018 A	0.190	5.81 per unit	2018/02/23	100,000,000	2017/07/18
17602 #	Credit Suisse AG	HSBC European Wts Oct 2017 C	0.194	78.8300	2017/10/31	100,000,000	2017/07/18
22671	BOCI Asia Ltd.	BOCL European Warrants May 2018 A	0.185	4.29 per unit	2018/05/24	100,000,000	2017/07/19
22640	BOCI Asia Ltd.	CC Bank European Warrants Jan 2018 B	0.172	7.29 per unit	2018/01/29	100,000,000	2017/07/19
22591	BOCI Asia Ltd.	HSBC European Warrants Jan 2018 C	0.251	88.9900	2018/01/22	200,000,000	2017/07/19
22648	BOCI Asia Ltd.	ICBC European Warrants Jan 2018 A	0.250	5.60 per unit	2018/01/29	100,000,000	2017/07/19
22674	BNP Paribas Issuance B.V.	HSBC European Wts Dec 2017 C	0.190	80.0000	2017/12/04	60,000,000	2017/07/19
22730	BNP Paribas Issuance B.V.	HSBC European Wts Feb 2018 C	0.210	84.9000	2018/02/02	60,000,000	2017/07/19
22680	BNP Paribas Issuance B.V.	HSBC European Wts Jul 2019 A	0.260	100.0000	2019/07/02	60,000,000	2017/07/19
22778	BNP Paribas Issuance B.V.	Ping An European Wt Dec 2017 B	0.230	58.8000	2017/12/04	60,000,000	2017/07/19
22793	BNP Paribas Issuance B.V.	Ping An European Wt Apr 2018 B	0.260	62.0000	2018/04/04	60,000,000	2017/07/19
23022	Credit Suisse AG	China Taiping European Warrants Feb 2018A	0.250	25.5800	2018/02/28	40,000,000	2017/07/19

Newly listed derivative warrants (continued)

Code	Issuer	Name of issue	Issue prices (HK\$)	Strike level/ Subscription price (HK\$) per 10 units	Subscription/ exercise period	Unit issued on initial listing	Listing date
23019	Credit Suisse AG	Greatwall Motor European Wts Jan 2018 A	1.100	11.98 per unit	2018/01/31	20,000,000	2017/07/19
23014	Credit Suisse AG	HS H-SHARE European Warrants Jan 2018 A	0.250	128.8800	2018/01/31	70,000,000	2017/07/19
23023	Credit Suisse AG	PICC European Warrants Jan 2018 B	0.550	18.88 per unit	2018/01/31	30,000,000	2017/07/19
23004	Credit Suisse AG	Tracker Fund European Warrants Aug 2018 A	0.250	29.0800	2018/08/31	40,000,000	2017/07/19
23108	Goldman Sachs SP (Asia)	CC Bank European Wts Jan 2018 B	0.150	7.29 per unit	2018/01/26	80,000,000	2017/07/19
22517	Goldman Sachs SP (Asia)	China Mobile Euro Wts Dec 2017 C	0.150	88.0500	2017/12/20	80,000,000	2017/07/19
22552	Goldman Sachs SP (Asia)	Lenovo European Wts Dec 2017 B	0.250	4.99 per unit	2017/12/20	40,000,000	2017/07/19
23026	HK Bank	A50 China European Warrants Jan 2018 A	0.250	14.08 per unit	2018/01/31	40,000,000	2017/07/19
23034	HK Bank	HSI European Warrants Dec 2017 G	0.160	26,328 per 6,000 units	2017/12/28	180,000,000	2017/07/19
23030	HK Bank	HSI European Warrants Feb 2018 A	0.150	27,128 per 6,500 units	2018/02/27	180,000,000	2017/07/19
23073	J P Morgan SP BV	Agricultural Bk Euro Warrants Nov 2017 A	0.155	3.79 per unit	2017/11/30	100,000,000	2017/07/19
23088	J P Morgan SP BV	AIA European Warrants Dec 2017 C	0.150	65.0500	2017/12/01	100,000,000	2017/07/19
23097	J P Morgan SP BV	AIA European Put Warrants Feb 2018 A	0.251	54.5400	2018/02/01	100,000,000	2017/07/19
23068	J P Morgan SP BV	BOCL European Warrants May 2018 A	0.151	4.27 per unit	2018/05/31	100,000,000	2017/07/19
23043	J P Morgan SP BV	CC Bank European Wts Feb 2018 A	0.252	7.17 per unit	2018/02/02	100,000,000	2017/07/19
23087	J P Morgan SP BV	CRRC European Warrants Dec 2019 A	0.150	7.9900	2019/12/31	100,000,000	2017/07/19
23117	Macquarie Bank Ltd.	China Gas Hold Euro Wts Feb 2019 A	0.344	25.2800	2019/02/04	30,000,000	2017/07/19
23158	Macquarie Bank Ltd.	HKEX European Warrants Feb 2018 C	0.287	288.8800	2018/02/02	35,100,000	2017/07/19
23141	Macquarie Bank Ltd.	MTRC European Warrants Sep 2018 A	0.250	51.8800	2018/09/04	40,000,000	2017/07/19
23127	Macquarie Bank Ltd.	Tencent European Put Wts Feb 2018 G	0.334	290.88 per 100 units	2018/02/02	30,000,000	2017/07/19
22891	SG Issuer	BOCL European Warrants Feb 2018 A	0.150	4.09 per unit	2018/02/05	80,000,000	2017/07/19
22911	SG Issuer	CITIC Bank European Warrants Feb 2018 A	0.335	5.50 per unit	2018/02/05	30,000,000	2017/07/19
22971	SG Issuer	China Life European Warrants Jan 2018 C	0.150	26.8500	2018/01/04	120,000,000	2017/07/19
22604	SG Issuer	ICBC European Put Wt Feb 2018 A	0.285	4.90 per unit	2018/02/05	60,000,000	2017/07/19
22808	UBS AG	Agricultural Bank European Warrants Jan 2018 A	0.171	4.05 per unit	2018/01/24	70,000,000	2017/07/19
22638	UBS AG	China Life European Warrants Mar 2018 A	0.150	30.0500	2018/03/27	100,000,000	2017/07/19
22837	UBS AG	CNOOC European Put Warrants Jan 2018 B	0.503	7.88 per unit	2018/01/22	20,000,000	2017/07/19
15334 [#]	Credit Suisse AG	China Life European Warrants Nov 2017 A	0.128	26.3300	2017/11/28	80,000,000	2017/07/19
16246 [#]	Credit Suisse AG	Ping An European Warrants Jan 2018 A	0.325	59.8800	2018/01/31	50,000,000	2017/07/19
23297	BNP Paribas Issuance B.V.	AIA European Wts Feb 2018 A	0.260	63.0000	2018/02/02	40,000,000	2017/07/20
23284	BNP Paribas Issuance B.V.	BOCL European Wts Jun 2018 B	0.250	4.25 per unit	2018/06/04	50,000,000	2017/07/20
23244	BNP Paribas Issuance B.V.	China Life Euro Wts Jan 2018 B	0.150	26.8000	2018/01/03	70,000,000	2017/07/20
23252	BNP Paribas Issuance B.V.	China Life Euro Wts May 2018 B	0.150	28.9000	2018/05/03	70,000,000	2017/07/20
23261	BNP Paribas Issuance B.V.	Galaxy Ent Euro Wts Feb 2018 A	0.260	53.8000	2018/02/02	40,000,000	2017/07/20
23495	Credit Suisse AG	BOCL European Warrants May 2018 A	0.200	4.29 per unit	2018/05/24	50,000,000	2017/07/20
23483	Credit Suisse AG	CC Bank European Warrants Jan 2018 A	0.250	7.35 per unit	2018/01/31	50,000,000	2017/07/20
23487	Credit Suisse AG	CC Bank European Put Warrants Jan 2018 B	0.300	6.06 per unit	2018/01/31	100,000,000	2017/07/20
23481	Credit Suisse AG	China Mobile European Put Wts Feb 2018 A	0.250	69.2800	2018/02/28	100,000,000	2017/07/20
23479	Credit Suisse AG	HKEX European Put Warrants May 2018 B	0.170	199.90 per 100 units	2018/05/08	100,000,000	2017/07/20
23474	Credit Suisse AG	Tencent Holdings Euro Put Wts Dec 2017 G	0.180	280.68 per 100 units	2017/12/22	150,000,000	2017/07/20
23603	Goldman Sachs SP (Asia)	HKEX European Warrants Nov 2017 C	0.348	251.0800	2017/11/27	40,000,000	2017/07/20
23613	Goldman Sachs SP (Asia)	HKEX European Put Wts Mar 2018 B	0.150	205.68 per 100 units	2018/03/26	150,000,000	2017/07/20
23601	Goldman Sachs SP (Asia)	PetroChina European Wts Jan 2018 A	0.250	5.15 per unit	2018/01/30	80,000,000	2017/07/20

Newly listed derivative warrants (continued)

Code	Issuer	Name of issue	Issue prices (HK\$)	Strike level/ Subscription price (HK\$) per 10 units	Subscription/ exercise period	Unit issued on initial listing	Listing date
23306	HK Bank	CITIC Bank European Warrants Jan 2018 A	0.250	5.48 per unit	2018/01/31	40,000,000	2017/07/20
23303	HK Bank	Minsheng Bank European Warrants Jan 2018 A	0.250	8.88 per unit	2018/01/31	40,000,000	2017/07/20
23304	HK Bank	Sands China European Warrants Feb 2018 A	0.250	35.8800	2018/02/28	50,000,000	2017/07/20
23309	HK Bank	Sands China European Warrants Mar 2018 A	0.170	40.9800	2018/03/26	68,000,000	2017/07/20
23642	J P Morgan SP BV	CITIC Sec European Warrants Aug 2018 A	0.192	18.4000	2018/08/01	100,000,000	2017/07/20
23640	J P Morgan SP BV	HKEX European Warrants Dec 2017 C	0.216	251.0000	2017/12/04	100,000,000	2017/07/20
23619	J P Morgan SP BV	HKEX European Warrants Oct 2018 A	0.250	238.38 per 100 units	2018/10/31	200,000,000	2017/07/20
23638	J P Morgan SP BV	HKEX European Warrants May 2019 A	0.153	288.88 per 100 units	2019/05/31	200,000,000	2017/07/20
23641	J P Morgan SP BV	HKEX European Put Wts May 2018 A	0.151	200 per 100 units	2018/05/04	200,000,000	2017/07/20
23717	J P Morgan SP BV	HSI European Warrants Jan 2018 E	0.256	27,500 per 6,500 units	2018/01/30	300,000,000	2017/07/20
23689	J P Morgan SP BV	HSI European Put Warrants Dec 2017 F	0.153	26,300 per 8,000 units	2017/12/28	300,000,000	2017/07/20
23685	J P Morgan SP BV	HSI European Put Warrants Feb 2018 C	0.251	25,400 per 7,500 units	2018/02/27	300,000,000	2017/07/20
23688	J P Morgan SP BV	HSI European Put Warrants Mar 2018 D	0.251	25,000 per 8,000 units	2018/03/28	300,000,000	2017/07/20
23680	J P Morgan SP BV	Ping An European Warrants Feb 2018 C	0.252	67.0000	2018/02/02	100,000,000	2017/07/20
23163	Macquarie Bank Ltd.	CC Bank European Warrants Mar 2018 A	0.408	6.88 per unit	2018/03/02	25,000,000	2017/07/20
23321	Macquarie Bank Ltd.	HSBC European Warrants Jul 2018 B	0.250	90.0000	2018/07/04	40,000,000	2017/07/20
23315	Macquarie Bank Ltd.	HSBC European Put Warrants Apr 2018 A	0.745	75.0000	2018/04/04	14,000,000	2017/07/20
23333	Macquarie Bank Ltd.	Stanchart European Warrants May 2018 A	0.691	88.8800	2018/05/03	15,000,000	2017/07/20
23339	Macquarie Bank Ltd.	Stanchart European Warrants Aug 2018 A	0.547	99.8800	2018/08/02	19,000,000	2017/07/20
23399	SG Issuer	CCB European Warrants Feb 2018 B	0.190	7.29 per unit	2018/02/05	60,000,000	2017/07/20
23196	SG Issuer	CCB European Put Warrants Feb 2018 A	0.250	5.88 per unit	2018/02/05	60,000,000	2017/07/20
23402	SG Issuer	CGS European Warrants Feb 2018 A	0.500	8.68 per unit	2018/02/05	20,000,000	2017/07/20
23398	SG Issuer	CSOP A50 ETF European Warrants Feb 2018 B	0.290	15.28 per unit	2018/02/05	35,000,000	2017/07/20
23413	SG Issuer	GAC European Warrants Feb 2018 A	0.250	18.8800	2018/02/23	60,000,000	2017/07/20
23236	SG Issuer	Galaxy Ent European Warrants Feb 2018 A	0.250	55.0000	2018/02/05	80,000,000	2017/07/20
23436	SG Issuer	HKEX European Warrants Dec 2017 C	0.400	259.0800	2017/12/05	25,000,000	2017/07/20
23440	SG Issuer	HKEX European Warrants Jan 2018 B	0.580	248.2000	2018/01/04	20,000,000	2017/07/20
23446	SG Issuer	HKEX European Put Warrants Apr 2018 A	0.165	205.68 per 100 units	2018/04/06	200,000,000	2017/07/20
23468	SG Issuer	Sands China European Warrants Feb 2018 A	0.250	38.8800	2018/02/05	60,000,000	2017/07/20
23532	UBS AG	China Cinda European Warrants Jan 2018 A	0.200	3.34 per unit	2018/01/25	50,000,000	2017/07/20
23513	UBS AG	China Mobile European Warrants Dec 2017 A	0.150	93.0500	2017/12/06	100,000,000	2017/07/20
23511	UBS AG	HKEX European Warrants Oct 2017 B	0.572	230.9800	2017/10/26	50,000,000	2017/07/20
23501	UBS AG	HSI European Warrants Mar 2018 B	0.166	28,000 per 6,300 units	2018/03/28	200,000,000	2017/07/20
23560	UBS AG	HSI European Put Warrants Dec 2017 F	0.156	25,400 per 8,000 units	2017/12/28	200,000,000	2017/07/20
23531	UBS AG	HSI European Put Warrants Feb 2018 B	0.153	25,000 per 8,000 units	2018/02/27	200,000,000	2017/07/20
23506	UBS AG	Ping An European Warrants Jan 2018 D	0.253	63.3800	2018/01/23	100,000,000	2017/07/20
23817	BOCI Asia Ltd.	HKEX European Warrants Dec 2017 E	0.365	251.0800	2017/12/04	50,000,000	2017/07/21
23838	BOCI Asia Ltd.	HKEX European Put Warrants Apr 2018 A	0.163	199.90 per 100 units	2018/04/23	100,000,000	2017/07/21
23729	BNP Paribas Issuance B.V.	Sinopec Corp Eu Wts Jun 2018 A	0.250	6.80 per unit	2018/06/04	40,000,000	2017/07/21
24051	Credit Suisse AG	CHALCO European Wts Jan 2018 A	0.290	5.28 per unit	2018/01/22	35,000,000	2017/07/21
24018	Credit Suisse AG	GAC European Warrants Feb 2018 A	0.250	19.8800	2018/02/28	60,000,000	2017/07/21
24023	Credit Suisse AG	Sands China European Warrants Mar 2018 A	0.250	41.6800	2018/03/29	50,000,000	2017/07/21
23786	Goldman Sachs SP (Asia)	CSOP A50 ETF Euro Wts Jan 2018 A	0.188	14.70 per unit	2018/01/26	80,000,000	2017/07/21

Newly listed derivative warrants (continued)

Code	Issuer	Name of issue	Issue prices (HK\$)	Strike level/ Subscription price (HK\$) per 10 units	Subscription/ exercise period	Unit issued on initial listing	Listing date
23803	Goldman Sachs SP (Asia)	A50 China European Wts Jan 2018 A	0.171	14.30 per unit	2018/01/29	80,000,000	2017/07/21
23735	Goldman Sachs SP (Asia)	HSBC European Warrants Jan 2018 B	0.250	89.0800	2018/01/22	80,000,000	2017/07/21
23777	Goldman Sachs Sp (Asia)	ICBC European Warrants Jan 2018 A	0.185	5.61 per unit	2018/01/26	80,000,000	2017/07/21
23759	Goldman Sachs SP (Asia)	Tencent European Wt Nov 2017 J	0.352	350.2000	2017/11/27	30,000,000	2017/07/21
24134	Haitong Int'l Sec	HKEX European Warrants Nov 2017 B	0.285	251.0800	2017/11/30	50,000,000	2017/07/21
24096	Haitong Int'l Sec	HKEX European Warrants Oct 2018 A	0.250	238.38 per 100 units	2018/10/31	200,000,000	2017/07/21
24211	Haitong Int'l Sec	HKEX European Warrants May 2019 A	0.150	289 per 100 units	2019/05/31	200,000,000	2017/07/21
24086	Haitong Int'l Sec	Ping An European Warrants Dec 2017 C	0.246	62.3280	2017/12/20	100,000,000	2017/07/21
24088	Haitong Int'l Sec	Ping An European Warrants Jan 2018 A	0.257	64.4800	2018/01/25	100,000,000	2017/07/21
24094	Haitong Int'l Sec	Ping An European Warrants Feb 2018 A	0.250	67.5000	2018/02/08	100,000,000	2017/07/21
24054	J P Morgan SP BV	Ping An European Put Warrants Feb 2018 D	0.276	53.5300	2018/02/01	100,000,000	2017/07/21
23732	Macquarie Bank Ltd.	AIA European Warrants Dec 2017 B	0.250	63.3600	2017/12/04	40,000,000	2017/07/21
23844	Macquarie Bank Ltd.	Haier Elec European Wts Sep 2018 A	0.385	26.8800	2018/09/18	26,000,000	2017/07/21
23871	Macquarie Bank Ltd.	PICC Group European Wts Apr 2018 B	0.250	4.48 per unit	2018/04/04	40,000,000	2017/07/21
24059	SG Issuer	HSI European Warrants Jan 2018 D	0.250	26,600 per 8,000 units	2018/01/30	150,000,000	2017/07/21
24085	SG Issuer	Ping An European Warrants Feb 2018 C	0.250	69.8800	2018/02/05	100,000,000	2017/07/21
23896	UBS AG	CRRC European Warrants Feb 2018 A	0.556	9.28 per unit	2018/02/12	20,000,000	2017/07/21
23932	UBS AG	HKEX European Warrants Feb 2018 B	0.250	210.88 per 100 units	2018/02/12	300,000,000	2017/07/21
23993	UBS AG	HKEX European Warrants Sep 2018 A	0.250	238.88 per 100 units	2018/09/17	300,000,000	2017/07/21
23924	UBS AG	HSBC European Warrants Dec 2017 A	0.207	80.0500	2017/12/07	100,000,000	2017/07/21
23877	UBS AG	Xinyi Glass European Warrants Aug 2018 A	0.150	9.8900	2018/08/06	70,000,000	2017/07/21
24216	BOCI Asia Ltd.	Ping An European Warrants Jan 2018 A	0.226	69.0300	2018/01/24	100,000,000	2017/07/24
24231	BOCI Asia Ltd.	Sunny Optical European Warrants Jan 2018 A	0.670	100.0000	2018/01/29	30,000,000	2017/07/24
24708	BNP Paribas Issuance B.V.	HKEX European Wts Oct 2018 A	0.250	234 per 100 units	2018/10/03	80,000,000	2017/07/24
24668	BNP Paribas Issuance B.V.	Ping An European Wt Mar 2018 A	0.250	66.0000	2018/03/02	40,000,000	2017/07/24
24703	BNP Paribas Issuance B.V.	Ping An European Wt Jun 2018 C	0.250	70.0000	2018/06/04	40,000,000	2017/07/24
24367	Credit Suisse AG	Brilliance Chi European Wts Feb 2018 A	0.250	20.9800	2018/02/28	40,000,000	2017/07/24
24307	Credit Suisse AG	China Life European Warrants Mar 2018 A	0.150	30.0500	2018/03/27	80,000,000	2017/07/24
24316	Credit Suisse AG	Ping An European Warrants Jan 2018 F	0.250	74.1800	2018/01/31	100,000,000	2017/07/24
24341	Credit Suisse AG	Ping An European Put Warrants Jan 2018 G	0.250	54.2800	2018/01/31	100,000,000	2017/07/24
24344	Credit Suisse AG	Ping An European Put Warrants Feb 2018 A	0.430	58.1800	2018/02/28	100,000,000	2017/07/24
24345	Credit Suisse AG	Tencent Holdings European Wts Dec 2017 H	0.150	303.53 per 100 units	2017/12/04	150,000,000	2017/07/24
24714	Goldman Sachs SP (Asia)	China Life Euro Wts Mar 2018 A	0.150	30.0500	2018/03/28	80,000,000	2017/07/24
24747	Goldman Sachs SP (Asia)	Sinopec Corp Euro Wts Nov 2017 A	0.168	6.29 per unit	2017/11/27	60,000,000	2017/07/24
24754	Goldman Sachs SP (Asia)	Galaxy Ent European Wts Nov 2017 A	0.284	46.5100	2017/11/27	40,000,000	2017/07/24
24790	Goldman Sachs SP (Asia)	HSI European Warrants Jan 2018 C	0.250	26,488 per 8,000 units	2018/01/30	150,000,000	2017/07/24
24784	Goldman Sachs SP (Asia)	Ping An Euro Put Wts Jan 2018 C	0.250	55.0000	2018/01/31	80,000,000	2017/07/24
24728	Goldman Sachs SP (Asia)	Sands China Euro Wts Dec 2017 B	0.150	37.5500	2017/12/22	80,000,000	2017/07/24
24295	HK Bank	China Tel European Warrants Jan 2018 A	0.250	4.08 per unit	2018/01/31	40,000,000	2017/07/24
24303	HK Bank	China Unicom European Warrants Jan 2018 A	0.500	12.88 per unit	2018/01/31	20,000,000	2017/07/24
24264	HK Bank	HKEX European Warrants Sep 2018 A	0.250	239.88 per 100 units	2018/09/28	100,000,000	2017/07/24
24261	HK Bank	Ping An European Warrants Jan 2018 B	0.250	68.0000	2018/01/31	50,000,000	2017/07/24
24279	HK Bank	Tencent European Warrants Aug 2018 A	0.180	350.18 per 100 units	2018/08/29	100,000,000	2017/07/24

Newly listed derivative warrants (continued)

Code	Issuer	Name of issue	Issue prices (HK\$)	Strike level/ Subscription price (HK\$) per 10 units	Subscription/ exercise period	Unit issued on initial listing	Listing date
24390	J P Morgan SP BV	China Life European Warrants Apr 2018 B	0.251	28.8200	2018/04/04	100,000,000	2017/07/24
24401	J P Morgan SP BV	Galaxy Ent European Warrants Dec 2017 E	0.150	50.0500	2017/12/29	100,000,000	2017/07/24
24377	J P Morgan SP BV	Ping An European Warrants Apr 2018 A	0.251	71.7100	2018/04/03	100,000,000	2017/07/24
24456	J P Morgan SP BV	Sunny Optical European Warrants Mar 2018A	0.642	98.9800	2018/03/02	60,000,000	2017/07/24
24430	J P Morgan SP BV	Tencent European Warrants Aug 2018 B	0.168	350 per 100 units	2018/08/31	200,000,000	2017/07/24
24251	Macquarie Bank Ltd.	China Life European Wts Mar 2018 C	1.252	31.50 per unit	2018/03/02	8,000,000	2017/07/24
24257	Macquarie Bank Ltd.	GAC European Wts May 2018 B	0.250	22.2800	2018/05/02	40,000,000	2017/07/24
24516	SG Issuer	Anhui Conch European Warrants Mar 2018 A	0.200	35.0300	2018/03/05	50,000,000	2017/07/24
24539	SG Issuer	CITIC Bank European Warrants Mar 2018 A	0.250	6 per unit	2018/03/05	40,000,000	2017/07/24
24569	SG Issuer	CKH European Warrants Feb 2018 A	0.250	120.8800	2018/02/05	40,000,000	2017/07/24
24549	SG Issuer	China Overseas European Warrants Mar 2018 A	0.150	28.3300	2018/03/05	67,000,000	2017/07/24
24550	SG Issuer	China Tel European Warrants Feb 2018 A	0.250	3.95 per unit	2018/02/05	40,000,000	2017/07/24
24215	SG Issuer	HKEX European Put Warrants Feb 2018 B	0.250	211 per 100 units	2018/02/05	200,000,000	2017/07/24
24576	SG Issuer	JIANC European Warrants Feb 2018 A	0.910	16.50 per unit	2018/02/05	11,000,000	2017/07/24
24584	SG Issuer	KECL European Warrants Feb 2018 A	0.375	9.18 per unit	2018/02/05	27,000,000	2017/07/24
24623	SG Issuer	Lenovo European Warrants Feb 2018 A	0.385	5.50 per unit	2018/02/05	27,000,000	2017/07/24
24643	SG Issuer	Ping An European Warrants Mar 2018 A	0.415	62.8800	2018/03/05	100,000,000	2017/07/24
24631	SG Issuer	Ping An European Put Warrants Feb 2018 D	0.290	55.0000	2018/02/05	100,000,000	2017/07/24
24665	SG Issuer	Shimao Ppt Eu Wt Jul 2018 B	0.250	14.8800	2018/07/05	60,000,000	2017/07/24
24489	UBS AG	China Unicom European Warrants Dec 2017 B	0.407	13.90 per unit	2017/12/27	25,000,000	2017/07/24
24485	UBS AG	GAC European Warrants Jan 2018 A	0.250	20.8800	2018/01/23	70,000,000	2017/07/24
24478	UBS AG	Lenovo European Warrants Nov 2017 A	0.189	5.69 per unit	2017/11/27	55,000,000	2017/07/24
24484	UBS AG	NCI European Warrants Jan 2018 A	0.334	51.8800	2018/01/23	35,000,000	2017/07/24
24479	UBS AG	Ping An European Warrants Jan 2018 E	0.251	70.8800	2018/01/31	100,000,000	2017/07/24
24918	BOCI Asia Ltd.	AAC Tech European Warrants Mar 2018 B	0.195	133.98 per 100 units	2018/03/29	100,000,000	2017/07/25
24800	BOCI Asia Ltd.	China Life European Warrants Dec 2017 D	0.150	28.0500	2017/12/11	200,000,000	2017/07/25
24917	BOCI Asia Ltd.	Sunny Optical European Warrants Feb 2018 A	0.610	120.0000	2018/02/12	30,000,000	2017/07/25
24816	BOCI Asia Ltd.	Tencent Holdings European Put Wts Mar 2018 B	0.150	255 per 100 units	2018/03/26	100,000,000	2017/07/25
24941	BNP Paribas Issuance B.V.	AAC Tech Euro Wts Oct 2018 A	0.270	138.80 per 100 units	2018/10/03	80,000,000	2017/07/25
24836	BNP Paribas Issuance B.V.	CITIC Bank Euro Wts Apr 2018 A	0.250	5.60 per unit	2018/04/04	40,000,000	2017/07/25
24859	BNP Paribas Issuance B.V.	China Overseas Eu Wt Jun 2018 A	0.250	29.0000	2018/06/04	40,000,000	2017/07/25
24983	BNP Paribas Issuance B.V.	CRRC European Wts Apr 2018 A	0.390	7.80 per unit	2018/04/04	40,000,000	2017/07/25
10468	BNP Paribas Issuance B.V.	EUR/USD Euro Wts Mar 2018 A	0.250	1.20 per 1 units	2018/03/22	100,000,000	2017/07/25
10469	BNP Paribas Issuance B.V.	EUR/USD Euro Put Wt Mar 2018 B	0.250	1.14 per 1 units	2018/03/22	100,000,000	2017/07/25
24946	BNP Paribas Issuance B.V.	GAC European Warrants Apr 2018 B	0.250	20.8000	2018/04/04	60,000,000	2017/07/25
24824	BNP Paribas Issuance B.V.	Geely Auto Euro Wts May 2018 A	0.260	23.5000	2018/05/03	60,000,000	2017/07/25
24955	BNP Paribas Issuance B.V.	Jiangxi Copper Eu Wt Mar 2018 A	0.150	15.0000	2018/03/02	80,000,000	2017/07/25
24957	BNP Paribas Issuance B.V.	Kingsoft Euro Wts Jul 2018 A	0.250	23.0000	2018/07/04	60,000,000	2017/07/25
24841	BNP Paribas Issuance B.V.	Lenovo European Wts May 2018 A	0.260	5.50 per unit	2018/05/03	40,000,000	2017/07/25
24952	BNP Paribas Issuance B.V.	Meitu European Wts Apr 2018 A	0.290	12.0000	2018/04/04	80,000,000	2017/07/25
24947	BNP Paribas Issuance B.V.	NCI European Wts Apr 2018 A	0.250	59.0000	2018/04/04	40,000,000	2017/07/25
24948	BNP Paribas Issuance B.V.	PICC Group Euro Wts Apr 2018 A	0.280	4.20 per unit	2018/04/04	40,000,000	2017/07/25
24942	BNP Paribas Issuance B.V.	Sunny Optical Eu Wt Jan 2019 A	0.260	98 per 100 units	2019/01/03	100,000,000	2017/07/25

Newly listed derivative warrants (continued)

Code	Issuer	Name of issue	Issue prices (HK\$)	Strike level/ Subscription price (HK\$) per 10 units	Subscription/ exercise period	Unit issued on initial listing	Listing date
24826	BNP Paribas Issuance B.V.	Tencent Euro Wts Apr 2018 C	0.150	325 per 100 units	2018/04/04	100,000,000	2017/07/25
24999	Credit Suisse AG	Geely Auto European Warrants Feb 2018 C	0.250	22.9800	2018/02/28	100,000,000	2017/07/25
24932	Goldman Sachs SP (Asia)	HSI European Put Wts Jan 2018 D	0.250	26,500 per 8,000 units	2018/01/30	150,000,000	2017/07/25
25092	Goldman Sachs SP (Asia)	Ping An European Wts Jan 2018 D	0.250	69.3800	2018/01/25	80,000,000	2017/07/25
25006	HK Bank	Ping An European Warrants Jan 2018 C	0.240	65.9300	2018/01/11	50,000,000	2017/07/25
25015	HK Bank	Sunny Optical European Warrants Jan 2018 B	0.700	103.8800	2018/01/31	20,000,000	2017/07/25
24893	Haitong Int'l Sec	China Mobile European Wts Jan 2018 A	0.264	88.0000	2018/01/29	100,000,000	2017/07/25
24897	Haitong Int'l Sec	China Mobile European Wts Jan 2018 B	0.171	92.9280	2018/01/29	100,000,000	2017/07/25
24997	Haitong Int'l Sec	Sunny Optical European Wts Jan 2018 A	1.170	108.0000	2018/01/24	40,000,000	2017/07/25
25029	Haitong Int'l Sec	Sunny Optical European Wts Aug 2018 A	0.253	94.88 per 100 units	2018/08/08	300,000,000	2017/07/25
25094	J P Morgan SP BV	AAC Tech European Warrants Mar 2018 B	0.168	133.88 per 100 units	2018/03/29	60,000,000	2017/07/25
25114	J P Morgan SP BV	CSOP A50 ETF European Warrants Mar 2018 A	0.266	15.51 per unit	2018/03/01	100,000,000	2017/07/25
25127	J P Morgan SP BV	Sands China European Warrants Apr 2018 A	0.251	39.3900	2018/04/04	100,000,000	2017/07/25
25103	J P Morgan SP BV	SUNAC European Warrants Apr 2018 A	0.203	19.9000	2018/04/10	60,000,000	2017/07/25
25098	J P Morgan SP BV	Sunny Optical European Warrants Jun 2018A	0.252	92.92 per 100 units	2018/06/29	60,000,000	2017/07/25
25026	Macquarie Bank Ltd.	AAC Tech European Wts Feb 2018 A	0.758	180.8800	2018/02/02	13,500,000	2017/07/25
24909	Macquarie Bank Ltd.	China Mobile European Wts Mar 2018 B	0.573	82.5000	2018/03/02	18,000,000	2017/07/25
24903	Macquarie Bank Ltd.	China Mobile European Wts Jul 2018 B	0.250	97.5000	2018/07/04	40,000,000	2017/07/25
24916	Macquarie Bank Ltd.	HSBC European Warrants Mar 2018 A	0.837	70.0000	2018/03/02	12,000,000	2017/07/25
24915	Macquarie Bank Ltd.	HSBC European Warrants Apr 2018 B	0.421	78.8800	2018/04/04	24,000,000	2017/07/25
24995	Macquarie Bank Ltd.	Sands China European Wts Feb 2018 B	2.260	39.68 per unit	2018/02/02	4,500,000	2017/07/25
24898	Macquarie Bank Ltd.	Sunny Optical European Wts Apr 2018 A	1.681	101.8800	2018/04/23	6,000,000	2017/07/25
25176	SG Issuer	AGBK European Warrants Feb 2018 A	0.250	3.80 per unit	2018/02/05	60,000,000	2017/07/25
25179	SG Issuer	CHALCO European Warrants Mar 2018 A	0.450	5.50 per unit	2018/03/05	23,000,000	2017/07/25
25204	SG Issuer	BYD European Warrants Feb 2018 A	0.530	52.8800	2018/02/05	20,000,000	2017/07/25
25205	SG Issuer	CCoal European Warrants Feb 2018 A	0.315	4.80 per unit	2018/02/05	32,000,000	2017/07/25
25221	SG Issuer	CRRC European Warrants Feb 2018 A	0.580	7.78 per unit	2018/02/05	18,000,000	2017/07/25
25208	SG Issuer	Shenhua European Warrants Apr 2018 A	0.180	20.45 per 9 units	2018/04/06	60,000,000	2017/07/25
24878	SG Issuer	HKEX European Warrants Dec 2017 D	0.150	212.20 per 100 units	2017/12/05	200,000,000	2017/07/25
24883	SG Issuer	HKEX European Warrants Apr 2018 B	0.250	220 per 100 units	2018/04/06	200,000,000	2017/07/25
25226	SG Issuer	ICBC European Warrants Feb 2018 B	0.250	6 per unit	2018/02/05	80,000,000	2017/07/25
25234	SG Issuer	NCI European Warrants Feb 2018 A	0.400	53.8800	2018/02/05	25,000,000	2017/07/25
25235	SG Issuer	Yanzhou Coal Eu Wt Feb 2018 A	0.670	9.18 per unit	2018/02/05	15,000,000	2017/07/25
25174	UBS AG	AAC Tech European Warrants Jul 2018 A	0.200	148.10 per 100 units	2018/07/04	50,000,000	2017/07/25
25158	UBS AG	AAC Tech European Put Warrants Feb 2018 B	0.160	100.78 per 100 units	2018/02/21	65,000,000	2017/07/25
25147	UBS AG	CKP European Warrants Dec 2017 B	0.259	65.9300	2017/12/27	70,000,000	2017/07/25
25155	UBS AG	Geely Auto European Warrants Feb 2018 C	0.250	22.3800	2018/02/28	40,000,000	2017/07/25
25133	UBS AG	Geely Auto European Put Warrants Jan 2018 A	0.201	15.8600	2018/01/24	50,000,000	2017/07/25
25128	UBS AG	Sunny Optical European Warrants Jan 2018 B	0.860	110.8800	2018/01/24	20,000,000	2017/07/25
25157	UBS AG	Sunny Optical European Put Warrants Apr 2018 A	0.250	92.88 per 100 units	2018/04/30	50,000,000	2017/07/25
25526	BOCI Asia Ltd.	HSCEI European Warrants Jun 2018 A	0.250	11,700 per 4,000 units	2018/06/28	100,000,000	2017/07/26
25510	BOCI Asia Ltd.	HSI European Warrants Mar 2018 A	0.150	28,000 per 6,300 units	2018/03/28	100,000,000	2017/07/26
25517	BOCI Asia Ltd.	HSI European Put Warrants Dec 2017 A	0.150	26,000 per 9,500 units	2017/12/28	100,000,000	2017/07/26

Newly listed derivative warrants (continued)

Code	Issuer	Name of issue	Issue prices (HK\$)	Strike level/ Subscription price (HK\$) per 10 units	Subscription/ exercise period	Unit issued on initial listing	Listing date
25534	BOCI Asia Ltd.	Tencent Holdings European Wts Dec 2017 H	0.599	366.0800	2017/12/04	30,000,000	2017/07/26
25537	BOCI Asia Ltd.	Tencent Holdings European Wts Mar 2018 C	0.195	325.20 per 100 units	2018/03/27	200,000,000	2017/07/26
25535	BOCI Asia Ltd.	Tencent Holdings European Wts Aug 2018 A	0.215	350.20 per 100 units	2018/08/29	200,000,000	2017/07/26
25539	BOCI Asia Ltd.	Tencent Holdings European Put Wts Jan 2018 B	0.265	290.68 per 100 units	2018/01/26	100,000,000	2017/07/26
25543	Credit Suisse AG	Anhui Conch European Warrants Feb 2018 A	0.250	36.2800	2018/02/28	40,000,000	2017/07/26
25573	Credit Suisse AG	CHALCO European Wts Feb 2018 A	0.290	6.28 per unit	2018/02/02	35,000,000	2017/07/26
25572	Credit Suisse AG	Angang Steel European Warrants Jan 2018 A	0.400	7.98 per unit	2018/01/31	25,000,000	2017/07/26
25553	Credit Suisse AG	China Coal European Warrants Jan 2018 A	0.250	5.38 per unit	2018/01/31	40,000,000	2017/07/26
25576	Credit Suisse AG	Ch Molybdenum European Warrants Jan 2018 B	0.290	5.28 per unit	2018/01/31	35,000,000	2017/07/26
25546	Credit Suisse AG	CNBM European Warrants Jan 2018 A	0.340	6.28 per unit	2018/01/31	30,000,000	2017/07/26
25591	Credit Suisse AG	Geely Auto European Put Wts Feb 2018 D	0.300	17.8800	2018/02/28	100,000,000	2017/07/26
25590	Credit Suisse AG	HSBC European Put Warrants Jan 2018 D	0.420	74.8800	2018/01/31	90,000,000	2017/07/26
25589	Credit Suisse AG	Ping An European Put Warrants Jul 2018 A	0.370	52.3800	2018/07/31	150,000,000	2017/07/26
25601	Credit Suisse AG	Sunny Optical European Warrants Jun 2018 A	0.250	108.98 per 100 units	2018/06/29	100,000,000	2017/07/26
25596	Credit Suisse AG	Tencent Holdings European Wts Jan 2018 F	0.250	324.28 per 100 units	2018/01/31	150,000,000	2017/07/26
25582	Credit Suisse AG	Tencent Holdings Euro Put Wts Jan 2018 E	0.250	290.08 per 100 units	2018/01/31	150,000,000	2017/07/26
25492	Goldman Sachs SP (Asia)	CNOOC European Warrants Dec 2017 A	0.168	9.29 per unit	2017/12/20	80,000,000	2017/07/26
25497	Goldman Sachs SP (Asia)	Galaxy Ent European Wts Dec 2017 A	0.168	56.7300	2017/12/20	60,000,000	2017/07/26
25468	Goldman Sachs SP (Asia)	Ping An European Wts Jan 2018 E	0.250	74.3800	2018/01/31	80,000,000	2017/07/26
25495	Goldman Sachs SP (Asia)	Sands China Euro Wts Oct 2017 A	0.155	37.3300	2017/10/27	70,000,000	2017/07/26
25448	Goldman Sachs SP (Asia)	Tencent European Put Wt Jan 2018 D	0.250	293 per 100 units	2018/01/26	100,000,000	2017/07/26
25676	J P Morgan SP BV	China Mob European Wts Jan 2018 A	0.157	92.9200	2018/01/31	100,000,000	2017/07/26
25680	J P Morgan SP BV	China Mob European Put Wts Feb 2018 A	0.338	77.7700	2018/02/02	100,000,000	2017/07/26
25683	J P Morgan SP BV	Chi Res Land European Warrants Sep 2018 A	0.254	29.2900	2018/09/03	100,000,000	2017/07/26
25681	J P Morgan SP BV	A50 China European Warrants Feb 2018 A	0.256	14.50 per unit	2018/02/02	100,000,000	2017/07/26
25685	J P Morgan SP BV	HSI European Put Warrants Feb 2018 D	0.252	27,000 per 10,000 units	2018/02/27	300,000,000	2017/07/26
25711	J P Morgan SP BV	ICBC European Put Wts Feb 2018 B	0.251	5 per unit	2018/02/02	100,000,000	2017/07/26
25674	J P Morgan SP BV	NCI European Warrants Jun 2018 A	0.415	58.5800	2018/06/04	100,000,000	2017/07/26
25682	J P Morgan SP BV	PetroChina European Warrants Mar 2018 A	0.155	5.61 per unit	2018/03/02	100,000,000	2017/07/26
25666	J P Morgan SP BV	Tencent European Warrants Nov 2017 I	0.445	366.0800	2017/11/30	100,000,000	2017/07/26
25672	J P Morgan SP BV	Tencent European Warrants May 2018 A	0.251	363.63 per 100 units	2018/05/31	200,000,000	2017/07/26
25630	J P Morgan SP BV	Tencent European Put Warrants Dec 2017 J	0.155	280.80 per 100 units	2017/12/29	200,000,000	2017/07/26
25632	J P Morgan SP BV	Tencent European Put Warrants Feb 2018 A	0.221	290.90 per 100 units	2018/02/01	200,000,000	2017/07/26
25252	Macquarie Bank Ltd.	CHALCO European Warrants Mar 2018 A	0.458	5.58 per unit	2018/03/02	22,000,000	2017/07/26
25282	Macquarie Bank Ltd.	Sinopec Corp European Wts Mar 2018 A	0.501	6.38 per unit	2018/03/02	40,000,000	2017/07/26
25276	Macquarie Bank Ltd.	Sinopec Corp European Wts Jun 2018 A	0.250	7.68 per unit	2018/06/04	40,000,000	2017/07/26
25316	Macquarie Bank Ltd.	Chinacem Cement European Wt Oct 2018 A	0.667	5.88 per unit	2018/10/15	15,000,000	2017/07/26
25269	Macquarie Bank Ltd.	Geely Auto European Wts Feb 2018 B	1.531	24 per unit	2018/02/02	7,000,000	2017/07/26
25298	Macquarie Bank Ltd.	Ping An European Warrants Jan 2018 C	0.334	62.3300	2018/01/03	30,000,000	2017/07/26
25295	Macquarie Bank Ltd.	Ping An European Warrants May 2018 A	0.250	73.8800	2018/05/03	40,000,000	2017/07/26
25247	SG Issuer	AAC Tech European Warrants Jul 2018 A	0.185	148.10 per 100 units	2018/07/05	70,000,000	2017/07/26
25329	SG Issuer	CMB European Warrants Dec 2018 A	0.220	29.9300	2018/12/05	80,000,000	2017/07/26
25335	SG Issuer	CPIC Eur Wt Feb 2018 A	0.265	38.8800	2018/02/05	40,000,000	2017/07/26

Newly listed derivative warrants (continued)

Code	Issuer	Name of issue	Issue prices (HK\$)	Strike level/ Subscription price (HK\$) per 10 units	Subscription/ exercise period	Unit issued on initial listing	Listing date
25364	SG Issuer	A50 China European Warrants Feb 2018 B	0.250	15.88 per unit	2018/02/05	40,000,000	2017/07/26
25360	SG Issuer	HS H-SHARE European Warrants Feb 2018 B	0.335	122.8800	2018/02/05	30,000,000	2017/07/26
25339	SG Issuer	HSI European Put Warrants Feb 2018 F	0.250	26,000 per 8,000 units	2018/02/27	150,000,000	2017/07/26
25344	SG Issuer	HSI European Put Warrants Mar 2018 F	0.250	25,600 per 8,000 units	2018/03/28	150,000,000	2017/07/26
25349	SG Issuer	Tencent European Put Warrants Jan 2018 C	0.165	280.68 per 100 units	2018/01/04	200,000,000	2017/07/26
25359	SG Issuer	Zijin Mining European Warrants Apr 2018 A	0.290	3.30 per unit	2018/04/06	35,000,000	2017/07/26
25436	UBS AG	AIA European Warrants Nov 2017 B	0.151	65.0500	2017/11/27	100,000,000	2017/07/26
25434	UBS AG	CAM CSI300 European Warrants Jun 2018 A	0.196	50.0500	2018/06/21	70,000,000	2017/07/26
25405	UBS AG	CKH European Warrants Nov 2017 B	0.214	110.1000	2017/11/22	50,000,000	2017/07/26
25402	UBS AG	China Shenhua European Warrants Jan 2018 A	0.250	22.8800	2018/01/29	70,000,000	2017/07/26
25373	UBS AG	China Taiping European Warrants Jan 2018 A	0.257	28.8800	2018/01/29	40,000,000	2017/07/26
25387	UBS AG	NCI European Warrants Feb 2018 A	0.302	57.8800	2018/02/12	35,000,000	2017/07/26
25443	UBS AG	Sunny Optical European Warrants Jun 2018 A	0.250	108.88 per 100 units	2018/06/25	100,000,000	2017/07/26
25418	UBS AG	Tencent Holdings European Warrants Nov 2017 G	0.611	366.0800	2017/11/27	30,000,000	2017/07/26
25412	UBS AG	Tencent Holdings European Warrants Jun 2018 A	0.251	348.88 per 100 units	2018/06/11	300,000,000	2017/07/26
25366	UBS AG	Tencent Holdings European Put Warrants Dec 2017 C	0.155	280.68 per 100 units	2017/12/22	200,000,000	2017/07/26
25733	BOCI Asia Ltd.	AAC Tech European Warrants Jul 2018 A	0.250	150 per 100 units	2018/07/30	100,000,000	2017/07/27
25730	BOCI Asia Ltd.	HKEX European Warrants Jun 2018 A	0.250	243.88 per 100 units	2018/06/25	200,000,000	2017/07/27
25715	BOCI Asia Ltd.	HSCEI European Put Warrants Jun 2018 B	0.251	10,220 per 4,000 units	2018/06/28	100,000,000	2017/07/27
25793	BNP Paribas Issuance B.V.	Agile Ppt Euro Wt Feb 2018 B	0.430	12.80 per unit	2018/02/02	30,000,000	2017/07/27
25778	BNP Paribas Issuance B.V.	Country Garden Eu Wt Feb 2018 B	0.500	13 per unit	2018/02/02	30,000,000	2017/07/27
25845	BNP Paribas Issuance B.V.	China Overseas Eu Wt Nov 2018 A	0.270	30.0000	2018/11/02	60,000,000	2017/07/27
25739	BNP Paribas Issuance B.V.	CSOP A50 ETF Eu Wts Oct 2018 C	0.250	17.50 per unit	2018/10/03	40,000,000	2017/07/27
25792	BNP Paribas Issuance B.V.	Evergrande Euro Wts Feb 2018 B	0.250	21.0000	2018/02/02	60,000,000	2017/07/27
25857	BNP Paribas Issuance B.V.	R&F Ppt Euro Wts May 2018 A	0.250	15.6800	2018/05/03	80,000,000	2017/07/27
25846	BNP Paribas Issuance B.V.	New World Dev Eu Wt Aug 2018 A	0.270	13.80 per unit	2018/08/02	40,000,000	2017/07/27
25748	BNP Paribas Issuance B.V.	SUNAC European Wts May 2018 A	0.330	28.0000	2018/05/03	50,000,000	2017/07/27
25752	BNP Paribas Issuance B.V.	SUNAC European Wts Jul 2018 B	0.350	30.0000	2018/07/04	50,000,000	2017/07/27
25743	BNP Paribas Issuance B.V.	Sunny Optical Eu Wt Feb 2018 A	0.800	120.0000	2018/02/02	40,000,000	2017/07/27
25855	BNP Paribas Issuance B.V.	China Vanke Euro Wts Aug 2018 A	0.260	30.0000	2018/08/02	40,000,000	2017/07/27
25832	BNP Paribas Issuance B.V.	ZTE European Wts Mar 2018 A	0.250	24.0000	2018/03/02	40,000,000	2017/07/27
26364	Credit Suisse AG	AAC Tech European Warrants Apr 2018 A	0.250	150.28 per 100 units	2018/04/30	100,000,000	2017/07/27
26391	Credit Suisse AG	AAC Tech European Put Warrants Feb 2018 B	0.150	100.78 per 100 units	2018/02/28	100,000,000	2017/07/27
26360	Credit Suisse AG	AIA European Warrants Nov 2017 B	0.150	65.0500	2017/11/27	70,000,000	2017/07/27
26352	Credit Suisse AG	AIA European Warrants Jan 2018 B	0.250	70.1800	2018/01/31	70,000,000	2017/07/27
26356	Credit Suisse AG	AIA European Put Warrants Jan 2018 C	0.300	56.8800	2018/01/31	100,000,000	2017/07/27
26375	Credit Suisse AG	BJ Ent Water European Warrants Jan 2018 A	0.620	8.18 per unit	2018/01/26	20,000,000	2017/07/27
26347	Credit Suisse AG	CGN Power European Warrants Apr 2018 A	0.250	2.83 per unit	2018/04/30	40,000,000	2017/07/27
26368	Credit Suisse AG	CKI Holdings European Warrants Nov 2017 B	0.250	72.0500	2017/11/30	40,000,000	2017/07/27
26311	Credit Suisse AG	Cathay Pacific European Wts Dec 2017 A	0.500	14.90 per unit	2017/12/11	20,000,000	2017/07/27
26322	Credit Suisse AG	Chi Res Land European Warrants Apr 2018 A	0.250	29.3800	2018/04/30	40,000,000	2017/07/27
26308	Credit Suisse AG	HKEX European Warrants Oct 2017 F	0.250	266.0800	2017/10/31	40,000,000	2017/07/27
26394	Credit Suisse AG	HKEX European Warrants Jan 2018 B	0.280	290.8800	2018/01/31	40,000,000	2017/07/27

Newly listed derivative warrants (continued)

Code	Issuer	Name of issue	Issue prices (HK\$)	Strike level/ Subscription price (HK\$) per 10 units	Subscription/ exercise period	Unit issued on initial listing	Listing date
26392	Credit Suisse AG	HKEX European Warrants Jun 2018 A	0.250	242.08 per 100 units	2018/06/29	150,000,000	2017/07/27
26288	Credit Suisse AG	HKEX European Put Warrants Feb 2018 B	0.250	213.08 per 100 units	2018/02/02	150,000,000	2017/07/27
26376	Credit Suisse AG	HSBC European Wts Nov 2017 E	0.200	80.0500	2017/11/28	100,000,000	2017/07/27
26345	Credit Suisse AG	Zijin Mining European Warrants Mar 2018 A	0.250	3.66 per unit	2018/03/29	40,000,000	2017/07/27
26396	Goldman Sachs SP (Asia)	AAC Tech Euro Wts Mar 2018 A	0.250	132.80 per 100 units	2018/03/28	80,000,000	2017/07/27
26430	Goldman Sachs SP (Asia)	CAM CSI300 European Wts Jan 2018 B	0.150	46.9300	2018/01/29	80,000,000	2017/07/27
26397	Goldman Sachs SP (Asia)	Ch Overseas European Wts Nov 2017B	0.150	26.5500	2017/11/28	80,000,000	2017/07/27
26415	Goldman Sachs SP (Asia)	Tencent European Wt Nov 2017 K	0.403	366.0800	2017/11/27	30,000,000	2017/07/27
26446	Goldman Sachs SP (Asia)	Tencent European Wt Jan 2018 E	0.250	326 per 100 units	2018/01/31	150,000,000	2017/07/27
26076	HK Bank	CAM CSI300 European Warrants Aug 2018 A	0.250	48.8800	2018/08/31	100,000,000	2017/07/27
26068	HK Bank	A50 China European Warrants Sep 2018 A	0.150	12.1200	2018/09/24	150,000,000	2017/07/27
25719	HK Bank	Sunny Optical European Warrants Mar 2018 A	0.250	97.88 per 100 units	2018/03/29	150,000,000	2017/07/27
25717	HK Bank	Sunny Optical European Warrants Jun 2018 A	0.250	108.88 per 100 units	2018/06/29	150,000,000	2017/07/27
26030	HK Bank	Tencent European Put Warrants Jan 2018 B	0.200	290.68 per 100 units	2018/01/26	150,000,000	2017/07/27
26032	HK Bank	China Vanke European Warrants Feb 2018 A	0.250	27.3800	2018/02/28	50,000,000	2017/07/27
26038	HK Bank	Zijin Mining European Warrants Jan 2018 A	0.250	3.20 per unit	2018/01/31	40,000,000	2017/07/27
26266	Haitong Int'l Sec	Avichina European Warrants Jun 2020 A	0.250	5.8800	2020/06/30	150,000,000	2017/07/27
26233	Haitong Int'l Sec	Ch Comm Cons European Warrants Nov 2018A	0.200	11.9000	2018/11/22	50,000,000	2017/07/27
26210	Haitong Int'l Sec	CKH European Warrants Dec 2017 A	0.218	115.9380	2017/12/27	50,000,000	2017/07/27
26219	Haitong Int'l Sec	CNOOC European Warrants Jan 2018 A	0.280	9.80 per unit	2018/01/26	50,000,000	2017/07/27
26214	Haitong Int'l Sec	Galaxy Ent European Warrants Nov 2017 A	0.153	53.9280	2017/11/30	70,000,000	2017/07/27
26217	Haitong Int'l Sec	Galaxy Ent European Put Wts Jan 2018 A	0.252	40.5000	2018/01/29	50,000,000	2017/07/27
26258	Haitong Int'l Sec	Li Ning European Warrants Mar 2019 A	0.250	6.8800	2019/03/29	100,000,000	2017/07/27
26249	Haitong Int'l Sec	Sands China European Warrants Nov 2017 C	0.159	37.9380	2017/11/30	70,000,000	2017/07/27
26167	J P Morgan SP BV	AAC Tech European Put Warrants May 2018 A	0.251	111.11 per 100 units	2018/05/02	60,000,000	2017/07/27
26194	J P Morgan SP BV	AIA European Warrants Jan 2018 B	0.155	68.8600	2018/01/02	100,000,000	2017/07/27
26164	J P Morgan SP BV	Geely Auto European Warrants Mar 2018 C	0.250	22.2200	2018/03/02	100,000,000	2017/07/27
26183	J P Morgan SP BV	GF Sec European Warrants Apr 2018 A	0.170	17.9000	2018/04/30	60,000,000	2017/07/27
26113	J P Morgan SP BV	HKEX European Warrants Dec 2017 D	0.565	266.0600	2017/12/29	100,000,000	2017/07/27
26119	J P Morgan SP BV	HKEX European Warrants Jan 2018 A	0.431	277.7700	2018/01/31	100,000,000	2017/07/27
26133	J P Morgan SP BV	HKEX European Warrants Aug 2018 B	0.250	245.45 per 100 units	2018/08/03	200,000,000	2017/07/27
26090	J P Morgan SP BV	HKEX European Put Wts Jul 2018 A	0.251	211.11 per 100 units	2018/07/03	200,000,000	2017/07/27
26109	J P Morgan SP BV	HSBC European Warrants Nov 2017 C	0.156	82.0200	2017/11/23	100,000,000	2017/07/27
26165	J P Morgan SP BV	HSI European Warrants Feb 2018 E	0.251	28,800 per 6,000 units	2018/02/27	300,000,000	2017/07/27
26144	J P Morgan SP BV	ICBC European Warrants Nov 2017 C	0.169	5.77 per unit	2017/11/30	100,000,000	2017/07/27
26177	J P Morgan SP BV	ZTE European Warrants Mar 2018 A	0.256	25.2500	2018/03/01	60,000,000	2017/07/27
26026	Macquarie Bank Ltd.	BOCHK European Warrants Apr 2018 A	0.250	42.8800	2018/04/03	40,000,000	2017/07/27
25966	Macquarie Bank Ltd.	Country Garden European Wts Jun 2019 A	0.250	11.8000	2019/06/14	40,000,000	2017/07/27
25939	Macquarie Bank Ltd.	China Mobile Euro Put Wts Apr 2018 A	0.467	78.8800	2018/04/04	22,000,000	2017/07/27
25944	Macquarie Bank Ltd.	Ch Molybdenum European Wts May 2018 A	0.595	5 per unit	2018/05/15	17,000,000	2017/07/27
25954	Macquarie Bank Ltd.	China Shenhua European Wts Jan 2019 A	0.250	24.5300	2019/01/03	40,000,000	2017/07/27
25930	Macquarie Bank Ltd.	China Taiping European Wts Apr 2018 A	0.271	29.8800	2018/04/20	37,000,000	2017/07/27
26016	Macquarie Bank Ltd.	Foxconn European Warrants Jun 2018 A	0.250	3.08 per unit	2018/06/04	40,000,000	2017/07/27

Newly listed derivative warrants (continued)

Code	Issuer	Name of issue	Issue prices (HK\$)	Strike level/ Subscription price (HK\$) per 10 units	Subscription/ exercise period	Unit issued on initial listing	Listing date
26010	Macquarie Bank Ltd.	HKEX European Warrants Mar 2018 A	0.509	300.8800	2018/03/02	20,000,000	2017/07/27
26011	Macquarie Bank Ltd.	Kingsoft European Warrants Apr 2018 A	0.250	26.5000	2018/04/04	40,000,000	2017/07/27
26005	Macquarie Bank Ltd.	Poly HK Inv European Wts May 2018 A	0.500	4.88 per unit	2018/05/15	20,000,000	2017/07/27
26021	Macquarie Bank Ltd.	Tencent European Warrants Feb 2018 H	0.305	435.8800	2018/02/02	33,000,000	2017/07/27
26008	Macquarie Bank Ltd.	ZTE European Warrants Apr 2018 B	0.250	25.8800	2018/04/13	40,000,000	2017/07/27
26282	SG Issuer	HKEX European Warrants Nov 2017 C	0.410	266.0800	2017/11/03	25,000,000	2017/07/27
25813	SG Issuer	HKEX European Warrants Jun 2018 B	0.250	238.88 per 100 units	2018/06/05	200,000,000	2017/07/27
25811	SG Issuer	Tencent European Warrants Feb 2018 D	0.250	330 per 100 units	2018/02/05	200,000,000	2017/07/27
26086	UBS AG	AIA European Warrants Mar 2018 A	0.250	70.8800	2018/03/29	100,000,000	2017/07/27
25869	UBS AG	Ch Molybdenum European Warrants Jan 2018 A	0.344	5.38 per unit	2018/01/29	30,000,000	2017/07/27
25899	UBS AG	A50 China European Warrants Jan 2018 A	0.260	15.08 per unit	2018/01/29	70,000,000	2017/07/27
25918	UBS AG	HSBC European Warrants Jan 2018 C	0.150	89.0400	2018/01/24	100,000,000	2017/07/27
25897	UBS AG	ICBC European Put Warrants Jan 2018 A	0.154	4.89 per unit	2018/01/29	70,000,000	2017/07/27
25873	UBS AG	ZTE European Warrants Jan 2018 A	0.253	23.0800	2018/01/31	50,000,000	2017/07/27
15769#	J P Morgan SP BV	China Life European Warrants Jan 2018 B	0.085	29.4900	2018/01/02	150,000,000	2017/07/27
15167#	J P Morgan SP BV	HSBC European Warrants Nov 2017 A	0.163	78.7800	2017/11/02	100,000,000	2017/07/27
26447	BOCI Asia Ltd.	HSBC European Warrants Feb 2018 A	0.335	78.8800	2018/02/20	200,000,000	2017/07/28
26451	BOCI Asia Ltd.	HSBC European Put Warrants Jan 2018 D	0.297	69.9500	2018/01/31	100,000,000	2017/07/28
26637	Credit Suisse AG	China Mobile European Put Wts Jan 2018 C	0.350	80.8800	2018/01/31	85,000,000	2017/07/28
26597	Credit Suisse AG	Galaxy Ent European Put Wts Feb 2018 A	0.250	40.2800	2018/02/28	100,000,000	2017/07/28
26627	Credit Suisse AG	NCI European Warrants Jan 2018 A	0.250	59.8800	2018/01/31	40,000,000	2017/07/28
26658	Goldman Sachs SP (Asia)	AIA European Warrants Nov 2017 B	0.150	65.0500	2017/11/27	80,000,000	2017/07/28
26646	Goldman Sachs SP (Asia)	AIA European Warrants Jan 2018 A	0.250	70.3800	2018/01/31	80,000,000	2017/07/28
26642	Goldman Sachs SP (Asia)	CNOOC European Warrants Dec 2017 B	0.150	9.89 per unit	2017/12/27	80,000,000	2017/07/28
26640	Goldman Sachs SP (Asia)	HKEX European Warrants Oct 2017 C	0.336	266.0800	2017/10/30	30,000,000	2017/07/28
26500	HK Bank	AAC Tech European Warrants Dec 2017 C	0.210	105.10 per 100 units	2017/12/27	200,000,000	2017/07/28
26502	HK Bank	AAC Tech European Warrants Dec 2017 D	0.280	93.43 per 100 units	2017/12/20	200,000,000	2017/07/28
26520	HK Bank	AAC Tech European Warrants Jan 2018 C	0.260	97.88 per 100 units	2018/01/31	200,000,000	2017/07/28
26557	HK Bank	CSOP A50 ETF European Warrants Jan 2018 B	0.300	15.28 per unit	2018/01/31	35,000,000	2017/07/28
26528	HK Bank	Geely Auto European Warrants Jan 2018 E	0.350	16.4800	2018/01/31	200,000,000	2017/07/28
26529	HK Bank	Geely Auto European Warrants Jan 2018 F	0.400	15.1800	2018/01/31	200,000,000	2017/07/28
26461	HK Bank	HSCEI European Warrants Mar 2018 B	0.250	11,188 per 4,000 units	2018/03/28	180,000,000	2017/07/28
26533	HK Bank	HSI European Warrants Jan 2018 C	0.160	27,628 per 6,500 units	2018/01/30	200,000,000	2017/07/28
26564	Haitong Int'l Sec	China Cinda European Warrants Mar 2018 A	0.275	3.58 per unit	2018/03/19	60,000,000	2017/07/28
26565	Haitong Int'l Sec	China Cinda European Warrants May 2018 A	0.250	4.08 per unit	2018/05/18	60,000,000	2017/07/28
26465	Macquarie Bank Ltd.	CSOP A50 ETF European Wts Dec 2017 A	0.791	13.88 per unit	2017/12/04	13,000,000	2017/07/28
26493	Macquarie Bank Ltd.	Yanzhou Coal European Wts Apr 2018 A	1.002	9.88 per unit	2018/04/04	10,000,000	2017/07/28
26571	SG Issuer	China Cinda European Warrants Feb 2018 A	0.250	3.59 per unit	2018/02/05	40,000,000	2017/07/28
26586	SG Issuer	Kingsoft European Warrants Jan 2018 A	0.150	27.9300	2018/01/04	67,000,000	2017/07/28
26588	SG Issuer	Meitu European Warrants Feb 2018 A	0.250	15.8800	2018/02/05	50,000,000	2017/07/28
26593	SG Issuer	ZTE European Warrants Feb 2018 B	0.250	24.0000	2018/02/15	50,000,000	2017/07/28
28926#	J P Morgan SP BV	HSBC European Warrants Dec 2017 A	0.236	80.0000	2017/12/04	100,000,000	2017/07/28
26760	BOCI Asia Ltd.	Ping An European Warrants Jan 2018 B	0.305	64.3300	2018/01/31	100,000,000	2017/07/31

Newly listed derivative warrants (continued)

Code	Issuer	Name of issue	Issue prices (HK\$)	Strike level/ Subscription price (HK\$) per 10 units	Subscription/ exercise period	Unit issued on initial listing	Listing date
26768	BOCI Asia Ltd.	Ping An European Put Warrants Jan 2018 C	0.173	50.8300	2018/01/24	100,000,000	2017/07/31
26752	BOCI Asia Ltd.	Tencent Holdings European Wts Jan 2018 C	0.498	388.8800	2018/01/02	50,000,000	2017/07/31
26729	BNP Paribas Issuance B.V.	AIA European Wts Apr 2018 A	0.260	66.8000	2018/04/04	40,000,000	2017/07/31
26715	BNP Paribas Issuance B.V.	CAM CSI300 Euro Wts Apr 2018 A	0.260	45.8000	2018/04/04	40,000,000	2017/07/31
26731	BNP Paribas Issuance B.V.	CITIC Sec Euro Wts Aug 2018 A	0.160	18.4000	2018/08/02	80,000,000	2017/07/31
26721	BNP Paribas Issuance B.V.	CSOP A50 ETF Eu Wts Mar 2018 A	0.250	15.80 per unit	2018/03/02	40,000,000	2017/07/31
26724	BNP Paribas Issuance B.V.	HSI European Wts Jun 2018 C	0.250	27,800 per 6,000 units	2018/06/28	100,000,000	2017/07/31
26726	BNP Paribas Issuance B.V.	HSI Euro Put Wts Feb 2018 B	0.250	25,500 per 6,000 units	2018/02/27	100,000,000	2017/07/31
26776	BNP Paribas Issuance B.V.	Tencent Euro Wts May 2018 B	0.250	340 per 100 units	2018/05/03	100,000,000	2017/07/31
26782	BNP Paribas Issuance B.V.	Tencent Euro Wts Jan 2019 D	0.250	400 per 100 units	2019/01/03	100,000,000	2017/07/31
26826	Credit Suisse AG	China Huarong European Warrants Jan 2018A	0.250	3.80 per unit	2018/01/30	40,000,000	2017/07/31
26839	Goldman Sachs SP (Asia)	China Mobile Euro Wts Jan 2018 B	0.150	92.9300	2018/01/24	80,000,000	2017/07/31
26841	Goldman Sachs SP (Asia)	Greatwall Motor Eur Wts Apr 2018 A	0.150	11.1400	2018/04/26	80,000,000	2017/07/31
26887	J P Morgan SP BV	CKI Holdings European Warrants Apr 2018 A	0.293	80.8000	2018/04/03	60,000,000	2017/07/31
26888	J P Morgan SP BV	Chsouthcity European Warrants Jan 2018 A	0.161	2 per unit	2018/01/22	65,000,000	2017/07/31
26876	J P Morgan SP BV	PWR Assets European Warrants Mar 2018 A	0.290	85.8500	2018/03/01	60,000,000	2017/07/31
26684	Macquarie Bank Ltd.	Agricultural Bk Euro Put Wt Dec 2018 A	0.304	3.08 per unit	2018/12/04	33,000,000	2017/07/31
26741	Macquarie Bank Ltd.	Brilliance Chi Euro Wts Nov 2018 A	0.371	25.6800	2018/11/15	27,000,000	2017/07/31
26708	Macquarie Bank Ltd.	BYD European Warrants Mar 2018 A	0.770	51.8800	2018/03/02	13,000,000	2017/07/31
26699	Macquarie Bank Ltd.	China Life European Put Warrants Feb18D	1.005	21.50 per unit	2018/02/02	10,000,000	2017/07/31
26746	Macquarie Bank Ltd.	MGM China European Put Warrants Dec18A	0.250	13.0800	2018/12/04	40,000,000	2017/07/31
26690	Macquarie Bank Ltd.	Ping An European Warrants Feb 2018 C	0.250	67.3800	2018/02/02	40,000,000	2017/07/31
26691	Macquarie Bank Ltd.	Ping An European Warrants Feb 2019 A	0.250	88.8800	2019/02/04	40,000,000	2017/07/31
26685	Macquarie Bank Ltd.	Swire Pacific A European Wts Jun18A	0.373	88.8800	2018/06/04	27,000,000	2017/07/31
26740	Macquarie Bank Ltd.	Tencent European Put Wts Mar 2018 A	2.050	280.8800	2018/03/02	9,000,000	2017/07/31
26792	SG Issuer	China Life European Warrants Jan 2018 D	0.700	30.93 per unit	2018/01/04	15,000,000	2017/07/31
26793	SG Issuer	Ping An European Warrants Feb 2018 E	0.150	74.2300	2018/02/05	100,000,000	2017/07/31
26900	SG Issuer	Tencent European Warrants Apr 2018 E	0.250	350.88 per 100 units	2018/04/06	200,000,000	2017/07/31
26796	SG Issuer	Tencent European Put Warrants Feb 2018 E	0.250	290 per 100 units	2018/02/05	200,000,000	2017/07/31
26870	UBS AG	China Cinda European Warrants Jan 2018 B	0.250	3.68 per unit	2018/01/30	50,000,000	2017/07/31
26842	UBS AG	CKI Holdings European Warrants Jan 2018 A	0.409	77.8800	2018/01/30	40,000,000	2017/07/31
26851	UBS AG	Galaxy Ent European Warrants Jan 2018 A	0.261	55.1800	2018/01/30	70,000,000	2017/07/31
26873	UBS AG	Ping An European Put Warrants Jan 2018 F	0.286	53.4800	2018/01/25	70,000,000	2017/07/31
26875	UBS AG	Tencent Holdings European Warrants Jan 2018 B	0.255	330 per 100 units	2018/01/30	300,000,000	2017/07/31
13312 [#]	SG Issuer	HKEX European Warrants Dec 2017 B	0.093	235 per 100 units	2017/12/05	110,000,000	2017/07/31
26954	BOCI Asia Ltd.	AIA European Warrants Feb 2018 A	0.250	65.8800	2018/02/26	100,000,000	2017/08/01
26982	BOCI Asia Ltd.	CM Bank European Warrants Aug 2018 A	0.298	30.0000	2018/08/13	100,000,000	2017/08/01
26984	BOCI Asia Ltd.	Galaxy Ent European Put Warrants Feb 2018 A	0.277	44.0000	2018/02/20	80,000,000	2017/08/01
26965	BOCI Asia Ltd.	Greatwall Motor European Warrants Apr 2018A	0.150	11.1400	2018/04/26	100,000,000	2017/08/01
26946	BOCI Asia Ltd.	SHK Ppt European Warrants Feb 2018 A	0.308	133.8800	2018/02/26	50,000,000	2017/08/01
26943	BNP Paribas Issuance B.V.	BankComm Euro Wts Oct 2018 A	0.280	6.80 per unit	2018/10/03	40,000,000	2017/08/01
26918	BNP Paribas Issuance B.V.	Brilliance Chi Eu Wt Apr 2018A	0.270	24.0000	2018/04/04	40,000,000	2017/08/01
26911	BNP Paribas Issuance B.V.	CM Bank Euro Warrants Jan 2019 A	0.260	30.0000	2019/01/03	40,000,000	2017/08/01

Newly listed derivative warrants (continued)

Code	Issuer	Name of issue	Issue prices (HK\$)	Strike level/ Subscription price (HK\$) per 10 units	Subscription/ exercise period	Unit issued on initial listing	Listing date
26917	BNP Paribas Issuance B.V.	COSCO Sh Hold Euro Wt Apr 2018 A	0.560	6.80 per unit	2018/04/04	30,000,000	2017/08/01
27255	Credit Suisse AG	Ch LongYuan European Warrants Jan 2018 A	0.560	6.78 per unit	2018/01/31	18,000,000	2017/08/01
27265	Credit Suisse AG	Geely Auto European Warrants Jan 2018 D	0.550	14.2000	2018/01/31	100,000,000	2017/08/01
27269	Credit Suisse AG	HSBC European Wts Jan 2018 E	0.250	86.8800	2018/01/31	100,000,000	2017/08/01
27288	Credit Suisse AG	HSBC European Wts Mar 2018 A	0.250	94.8800	2018/03/29	100,000,000	2017/08/01
27295	Credit Suisse AG	HSBC European Put Warrants Jan 2018 F	0.700	78.2800	2018/01/31	140,000,000	2017/08/01
27250	Credit Suisse AG	Nexteer European Warrants Feb 2018 A	0.250	16.0800	2018/02/28	40,000,000	2017/08/01
27158	Credit Suisse AG	Shanghai Ind H European Warrants Apr 18 A	0.250	25.9800	2018/04/30	40,000,000	2017/08/01
27147	Credit Suisse AG	Shenzhen Int'l European Wts Sep 2018 A	0.250	14.8000	2018/09/28	40,000,000	2017/08/01
27303	Credit Suisse AG	Tencent Holdings European Wts Jan 2018 G	0.250	334.68 per 100 units	2018/01/31	150,000,000	2017/08/01
27237	Goldman Sachs SP (Asia)	HKEX European Warrants Dec 2017 C	0.405	259.0800	2017/12/01	30,000,000	2017/08/01
27395	Haitong Int'l Sec	AAC Tech European Warrants Feb 2018 B	0.150	128.98 per 100 units	2018/02/27	150,000,000	2017/08/01
27399	Haitong Int'l Sec	AAC Tech European Warrants Jul 2018 A	0.250	116.88 per 100 units	2018/07/03	150,000,000	2017/08/01
27323	Haitong Int'l Sec	ASM Pacific European Warrants Dec 2017 A	0.176	135.98 per 100 units	2017/12/21	100,000,000	2017/08/01
27377	Haitong Int'l Sec	BBMG European Warrants Feb 2018 A	0.510	4.68 per unit	2018/02/01	30,000,000	2017/08/01
27371	Haitong Int'l Sec	COSCO Sh Hold European Warrants Feb 18 A	0.690	5.50 per unit	2018/02/02	25,000,000	2017/08/01
27367	Haitong Int'l Sec	CSPC Pharma European Warrants Feb 2018 A	0.250	12.8800	2018/02/08	80,000,000	2017/08/01
27304	Haitong Int'l Sec	Geely Auto European Warrants Feb 2018 A	0.510	15.0000	2018/02/28	150,000,000	2017/08/01
27322	Haitong Int'l Sec	Geely Auto European Warrants Feb 2018 B	0.395	16.8800	2018/02/08	100,000,000	2017/08/01
27366	Haitong Int'l Sec	Lenovo European Warrants Nov 2017 A	0.160	5.59 per unit	2017/11/30	100,000,000	2017/08/01
27340	Haitong Int'l Sec	ZTE European Warrants Feb 2018 A	0.255	23.8800	2018/02/01	50,000,000	2017/08/01
27416	J P Morgan SP BV	BOCL European Put Wts Feb 2018 A	0.153	3.47 per unit	2018/02/09	100,000,000	2017/08/01
27431	J P Morgan SP BV	Greatwall Motor European Wts Apr 2018 A	0.153	11.1100	2018/04/27	100,000,000	2017/08/01
27405	J P Morgan SP BV	HSBC European Warrants Jan 2018 C	0.151	85.9000	2018/01/02	100,000,000	2017/08/01
27401	J P Morgan SP BV	Tencent European Warrants Feb 2018 B	0.250	326.26 per 100 units	2018/02/01	200,000,000	2017/08/01
27000	Macquarie Bank Ltd.	CM Bank European Warrants Jul 2018 A	0.250	30.8800	2018/07/04	40,000,000	2017/08/01
26999	Macquarie Bank Ltd.	KECL European Warrants Mar 2018 A	0.518	9.08 per unit	2018/03/02	19,400,000	2017/08/01
27003	SG Issuer	AIA European Warrants Dec 2017 C	0.150	65.0500	2017/12/05	80,000,000	2017/08/01
27048	SG Issuer	China Life European Put Warrants Feb 2018 B	0.170	24.3700	2018/02/05	100,000,000	2017/08/01
27063	SG Issuer	CP&CC European Put Warrants Feb 2018 B	0.270	5.50 per unit	2018/02/05	40,000,000	2017/08/01
27079	SG Issuer	ChiUnicom European Warrants Feb 2018 A	1.000	12.10 per unit	2018/02/05	10,000,000	2017/08/01
27087	SG Issuer	Galaxy Ent European Put Warrants Feb 2018 B	0.355	45.0000	2018/02/05	60,000,000	2017/08/01
27105	SG Issuer	HSBC European Warrants Jan 2018 C	0.150	85.9300	2018/01/04	100,000,000	2017/08/01
27113	SG Issuer	HSBC European Warrants Feb 2018 C	0.150	89.0400	2018/02/05	100,000,000	2017/08/01
27119	SG Issuer	MTRC European Warrants Apr 2018 A	0.250	50.0000	2018/04/06	40,000,000	2017/08/01
27124	SG Issuer	Sands China European Warrants Apr 2018 A	0.250	42.5000	2018/04/06	60,000,000	2017/08/01
27146	SG Issuer	SHK P European Warrants Feb 2018 A	0.550	123.8800	2018/02/05	20,000,000	2017/08/01
27215	UBS AG	CM Bank European Warrants Mar 2018 A	0.252	28.8800	2018/03/19	50,000,000	2017/08/01
27220	UBS AG	China Mobile European Warrants Nov 2017 D	0.182	88.8300	2017/11/08	100,000,000	2017/08/01
27161	UBS AG	China Mobile European Warrants Feb 2018 A	0.291	90.1800	2018/02/01	100,000,000	2017/08/01
27224	UBS AG	HSBC European Warrants Jan 2018 D	0.260	84.9300	2018/01/31	100,000,000	2017/08/01
27205	UBS AG	PetroChina European Warrants Feb 2018 A	0.258	5.28 per unit	2018/02/01	40,000,000	2017/08/01
27226	UBS AG	PWR Assets European Warrants Feb 2018 B	0.462	86.8800	2018/02/01	25,000,000	2017/08/01

Newly listed derivative warrants (continued)

Code	Issuer	Name of issue	Issue prices (HK\$)	Strike level/ Subscription price (HK\$) per 10 units	Subscription/ exercise period	Unit issued on initial listing	Listing date
13527#	Credit Suisse AG	HKEX European Warrants Oct 2017 A	0.061	238.98 per 100 units	2017/10/04	200,000,000	2017/08/01
27446	BOCI Asia Ltd.	HSBC European Warrants Jan 2018 E	0.164	85.9300	2018/01/02	200,000,000	2017/08/02
27585	Credit Suisse AG	China Cinda European Warrants Feb 2018 A	0.250	3.88 per unit	2018/02/01	40,000,000	2017/08/02
27580	Credit Suisse AG	ZTE European Warrants Mar 2018 A	0.250	25.9800	2018/03/15	50,000,000	2017/08/02
27610	Goldman Sachs SP (Asia)	HSBC European Warrants Jan 2018 C	0.151	85.9300	2018/01/02	80,000,000	2017/08/02
27507	Haitong Int'l Sec	China Coal European Warrants Nov 2017 A	0.210	4.41 per unit	2017/11/28	50,000,000	2017/08/02
27511	Haitong Int'l Sec	Ch South City European Warrants Jun 18 A	0.350	1.88 per unit	2018/06/29	50,000,000	2017/08/02
27482	Haitong Int'l Sec	Ch Unicom European Warrants Feb 2018 A	0.560	13.18 per unit	2018/02/05	25,000,000	2017/08/02
27452	Haitong Int'l Sec	HSBC European Warrants Jan 2018 B	0.175	85.8800	2018/01/02	80,000,000	2017/08/02
27462	Haitong Int'l Sec	HSBC European Warrants Jan 2018 C	0.208	88.9900	2018/01/24	80,000,000	2017/08/02
27461	Haitong Int'l Sec	Ping An European Warrants Jan 2018 B	0.186	69.0300	2018/01/24	80,000,000	2017/08/02
27547	Macquarie Bank Ltd.	BYD European Put Warrants Jul 2018 A	0.626	42.8800	2018/07/04	16,000,000	2017/08/02
27548	Macquarie Bank Ltd.	CPIC European Put Warrants Jul 2018 A	0.302	28.8800	2018/07/04	33,500,000	2017/08/02
27521	Macquarie Bank Ltd.	Galaxy Ent European Wts Feb 2018 B	2.008	61.88 per unit	2018/02/02	5,000,000	2017/08/02
27586	Macquarie Bank Ltd.	China Mengniu European Wts Nov 2018 A	0.250	17.3300	2018/11/02	40,000,000	2017/08/02
27523	Macquarie Bank Ltd.	Tencent European Warrants Mar 2018 B	0.313	455.8800	2018/03/02	32,000,000	2017/08/02
27587	Macquarie Bank Ltd.	Zoomlion European Warrants Sep 2018 A	0.772	5.38 per unit	2018/09/04	13,000,000	2017/08/02
27568	SG Issuer	CNOOC European Warrants Jan 2018 B	0.335	9.29 per unit	2018/01/04	30,000,000	2017/08/02
27563	SG Issuer	China Overseas European Warrants Feb 2018 A	1.120	32 per unit	2018/02/05	9,000,000	2017/08/02
27565	SG Issuer	China Res Land European Warrants Feb 2018 A	0.250	26.2000	2018/02/05	60,000,000	2017/08/02
27479	SG Issuer	Fosun Intl European Warrants Dec 2018 A	0.250	12.8800	2018/12/05	60,000,000	2017/08/02
27573	SG Issuer	Henganintl Eu Wt Feb 2018 A	0.455	69.8800	2018/02/05	22,000,000	2017/08/02
27464	SG Issuer	Huaneng Power European Warrants Feb 2018 A	0.400	6.25 per unit	2018/02/05	25,000,000	2017/08/02
27574	SG Issuer	SMIC European Warrants Apr 2018 A	0.170	8.8900	2018/04/16	80,000,000	2017/08/02
27578	SG Issuer	Sunny Optical European Warrants Jun 2018 A	0.200	109 per 100 units	2018/06/29	80,000,000	2017/08/02
27469	SG Issuer	Tencent European Warrants Dec 2017 J	0.760	350.2000	2017/12/05	20,000,000	2017/08/02
27577	SG Issuer	Wynn European Warrants Mar 2018 A	0.150	21.4300	2018/03/05	70,000,000	2017/08/02
27595	UBS AG	Anhui Conch European Warrants Feb 2018 A	0.150	36.3300	2018/02/21	70,000,000	2017/08/02
27603	UBS AG	CHALCO European Warrants Jan 2018 A	0.310	6.29 per unit	2018/01/26	35,000,000	2017/08/02
27605	UBS AG	CC Bank European Warrants Dec 2017 B	0.235	6.80 per unit	2017/12/04	100,000,000	2017/08/02
27631	BNP Paribas Issuance B.V.	AIA European Wts Jul 2018 B	0.250	75.0000	2018/07/04	40,000,000	2017/08/03
27653	BNP Paribas Issuance B.V.	Geely Auto Euro Wts Aug 2018 A	0.270	22.5000	2018/08/02	70,000,000	2017/08/03
27637	BNP Paribas Issuance B.V.	HKEX European Wts Jul 2018 A	0.250	243 per 100 units	2018/07/04	80,000,000	2017/08/03
27621	BNP Paribas Issuance B.V.	HSBC European Wts May 2018 A	0.250	88.0000	2018/05/03	40,000,000	2017/08/03
27630	BNP Paribas Issuance B.V.	Tencent Euro Wts Jul 2018 C	0.250	360 per 100 units	2018/07/04	80,000,000	2017/08/03
27794	Credit Suisse AG	ASM Pacific European Warrants Apr 2018 A	0.250	113.80 per 100 units	2018/04/30	100,000,000	2017/08/03
27792	Credit Suisse AG	Country Garden European Warrants Feb 18 A	0.670	13.28 per unit	2018/02/02	15,000,000	2017/08/03
27831	Credit Suisse AG	Ch Overseas European Warrants Feb 2018 A	0.250	30.1800	2018/02/28	50,000,000	2017/08/03
27798	Credit Suisse AG	Tencent Holdings Euro Put Wts Feb 2018 D	0.250	300.08 per 100 units	2018/02/07	150,000,000	2017/08/03
27857	Goldman Sachs SP (Asia)	CC Bank European Wts Feb 2018 A	0.250	7.08 per unit	2018/02/05	80,000,000	2017/08/03
27872	Goldman Sachs SP (Asia)	Galaxy Ent European Wts Dec 2017 B	0.287	50.0500	2017/12/22	80,000,000	2017/08/03
27856	Goldman Sachs SP (Asia)	HKEX European Warrants May 2018 B	0.250	240 per 100 units	2018/05/31	120,000,000	2017/08/03
27881	Goldman Sachs SP (Asia)	Tencent European Wt Feb 2018 E	0.250	340 per 100 units	2018/02/05	150,000,000	2017/08/03

Newly listed derivative warrants (continued)

Code	Issuer	Name of issue	Issue prices (HK\$)	Strike level/ Subscription price (HK\$) per 10 units	Subscription/ exercise period	Unit issued on initial listing	Listing date
27892	Goldman Sachs SP (Asia)	Tencent European Wt Feb 2018 F	0.250	347.88 per 100 units	2018/02/28	80,000,000	2017/08/03
27651	HK Bank	HSCEI European Warrants Jun 2018 A	0.150	11,758 per 4,000 units	2018/06/28	180,000,000	2017/08/03
27652	HK Bank	HSCEI European Put Warrants Jun 2018 B	0.150	10,170 per 4,000 units	2018/06/28	180,000,000	2017/08/03
27639	HK Bank	HSI European Warrants Feb 2018 B	0.150	28,938 per 6,000 units	2018/02/27	180,000,000	2017/08/03
27642	HK Bank	HSI European Put Warrants Jan 2018 D	0.150	26,368 per 8,000 units	2018/01/30	180,000,000	2017/08/03
27646	HK Bank	HSI European Put Warrants Feb 2018 C	0.150	26,868 per 10,000 units	2018/02/27	180,000,000	2017/08/03
27786	J P Morgan SP BV	AIA European Warrants Apr 2018 A	0.255	72.7200	2018/04/04	100,000,000	2017/08/03
27776	J P Morgan SP BV	SUNAC European Warrants Feb 2018 A	0.259	26.2600	2018/02/05	80,000,000	2017/08/03
27768	J P Morgan SP BV	Tencent European Warrants Feb 2018 C	0.251	343.43 per 100 units	2018/02/28	200,000,000	2017/08/03
27620	Macquarie Bank Ltd.	CC Bank European Warrants Mar 2018 B	0.250	7.68 per unit	2018/03/02	40,000,000	2017/08/03
27728	Macquarie Bank Ltd.	China Mobile European Wts Apr 2018 B	0.292	92.8800	2018/04/04	35,000,000	2017/08/03
27731	Macquarie Bank Ltd.	China Mobile European Wts Oct 2018 A	0.547	87.8800	2018/10/03	19,000,000	2017/08/03
27767	Macquarie Bank Ltd.	China Overseas European Wts Oct 2018 A	0.250	32.8800	2018/10/03	40,000,000	2017/08/03
27619	Macquarie Bank Ltd.	COSCO Sh Hold European Wts May 2018 A	0.838	5.88 per unit	2018/05/03	12,000,000	2017/08/03
27751	Macquarie Bank Ltd.	HSBC European Warrants Mar 2018 B	0.320	85.8800	2018/03/02	32,000,000	2017/08/03
27733	Macquarie Bank Ltd.	HSBC European Warrants Apr 2018 C	0.250	89.8800	2018/04/04	40,000,000	2017/08/03
27654	SG Issuer	AIA European Warrants Feb 2018 A	0.180	70.2300	2018/02/05	80,000,000	2017/08/03
27656	SG Issuer	AIA European Put Warrants Feb 2018 B	0.250	56.5000	2018/02/05	60,000,000	2017/08/03
27680	SG Issuer	Country Garden European Warrants Feb 2019 A	0.250	12.0000	2019/02/08	70,000,000	2017/08/03
27676	SG Issuer	China Overseas European Warrants Jun 2018 A	0.250	30.0000	2018/06/05	60,000,000	2017/08/03
27675	SG Issuer	China Overseas European Put Warrants Mar 2018 B	0.250	25.0000	2018/03/05	50,000,000	2017/08/03
27885	SG Issuer	HKEX European Warrants Apr 2018 C	0.250	235 per 100 units	2018/04/06	200,000,000	2017/08/03
27887	SG Issuer	HKEX European Warrants Jul 2018 A	0.250	250 per 100 units	2018/07/05	200,000,000	2017/08/03
27704	SG Issuer	HSI European Put Warrants Jan 2018 E	0.150	26,400 per 8,000 units	2018/01/30	150,000,000	2017/08/03
27715	SG Issuer	HSI European Put Warrants Feb 2018 G	0.250	26,600 per 8,000 units	2018/02/27	150,000,000	2017/08/03
27725	SG Issuer	HSI European Put Warrants Feb 2018 H	0.155	27,000 per 10,000 units	2018/02/27	150,000,000	2017/08/03
27726	SG Issuer	Link REIT European Warrants Apr 2018 A	0.400	68.0000	2018/04/06	25,000,000	2017/08/03
27832	UBS AG	Agile Ppt European Warrants Feb 2018 A	0.691	11.88 per unit	2018/02/02	15,000,000	2017/08/03
27851	UBS AG	China Overseas European Warrants Mar 2018 A	0.250	30.3800	2018/03/15	50,000,000	2017/08/03
27850	UBS AG	HKEX European Warrants Jun 2018 A	0.161	244.08 per 100 units	2018/06/15	300,000,000	2017/08/03
10470	UBS AG	KOSPI 200 European Warrants Dec 2018 A	0.250	350 per 1 units	2018/12/13	40,000,000	2017/08/03
10471	UBS AG	KOSPI 200 European Put Warrants Dec 2018 B	0.250	280 per 1 units	2018/12/13	40,000,000	2017/08/03
27842	UBS AG	SPDR Gold Trust European Warrants Nov 2017 A	0.379	1,000 per 100 units	2017/11/28	30,000,000	2017/08/03
27838	UBS AG	Tencent Holdings European Put Warrants Jan 2018 C	0.185	290.68 per 100 units	2018/01/26	200,000,000	2017/08/03
27935	BOCI Asia Ltd.	Agricultural Bk European Wts Nov 2017 A	0.151	3.79 per unit	2017/11/27	100,000,000	2017/08/04
27943	BOCI Asia Ltd.	Agricultural Bk European Wts Jan 2018 A	0.150	4.05 per unit	2018/01/24	100,000,000	2017/08/04
27913	BOCI Asia Ltd.	AIA European Warrants Jan 2018 A	0.164	70.2300	2018/01/24	100,000,000	2017/08/04
27927	BOCI Asia Ltd.	Chi Res Land European Warrants Apr 2018 A	0.255	28.2800	2018/04/09	70,000,000	2017/08/04
27900	BOCI Asia Ltd.	PetroChina European Warrants Jan 2018 A	0.208	5.59 per unit	2018/01/29	100,000,000	2017/08/04
27907	BOCI Asia Ltd.	PetroChina European Warrants Feb 2018 A	0.150	6.01 per unit	2018/02/26	100,000,000	2017/08/04
27932	BNP Paribas Issuance B.V.	CKI Holdings Euro Wts Apr 2018 A	0.450	81.0000	2018/04/04	40,000,000	2017/08/04
27982	Credit Suisse AG	AIA European Warrants Mar 2018 A	0.250	73.6800	2018/03/29	70,000,000	2017/08/04
28023	Credit Suisse AG	CKH Holdings European Warrants Feb 2018 A	0.250	122.2800	2018/02/05	50,000,000	2017/08/04

Newly listed derivative warrants (continued)

Code	Issuer	Name of issue	Issue prices (HK\$)	Strike level/ Subscription price (HK\$) per 10 units	Subscription/ exercise period	Unit issued on initial listing	Listing date
28013	Credit Suisse AG	CKI Holdings European Warrants Feb 2018 A	0.340	82.0800	2018/02/28	30,000,000	2017/08/04
27998	Credit Suisse AG	HKEX European Warrants Nov 2018 A	0.150	289.08 per 100 units	2018/11/30	150,000,000	2017/08/04
28018	Credit Suisse AG	ICBC European Warrants Feb 2018 A	0.250	6.28 per unit	2018/02/28	50,000,000	2017/08/04
28022	Credit Suisse AG	PetroChina European Warrants Feb 2018 A	0.167	6.01 per unit	2018/02/28	60,000,000	2017/08/04
28015	Credit Suisse AG	Sunny Optical European Warrants Mar 2018A	0.190	97.93 per 100 units	2018/03/22	100,000,000	2017/08/04
27999	Credit Suisse AG	Tencent Holdings European Wts Feb 2018 E	0.250	347.98 per 100 units	2018/02/28	150,000,000	2017/08/04
28027	Bank of East Asia	AAC Tech European Warrants Feb 2019 A	0.255	162.88 per 100 units	2019/02/18	40,000,000	2017/08/04
28026	Bank of East Asia	PetroChina European Warrants May 2018 A	0.250	5.78 per unit	2018/05/07	40,000,000	2017/08/04
28029	Goldman Sachs SP (Asia)	CC Bank European Wts Feb 2018 B	0.431	6.38 per unit	2018/02/05	80,000,000	2017/08/04
28039	Goldman Sachs SP (Asia)	China Life Euro Wts Mar 2018 B	0.150	28.8700	2018/03/26	80,000,000	2017/08/04
28037	Goldman Sachs SP (Asia)	A50 China European Wts Dec 2017 D	0.325	13.40 per unit	2017/12/20	80,000,000	2017/08/04
27896	Goldman Sachs SP (Asia)	HKEX European Warrants Nov 2017 D	0.150	235.20 per 100 units	2017/11/28	100,000,000	2017/08/04
28064	J P Morgan SP BV	Ch Molybdenum European Warrants Jan 2018A	0.328	5.28 per unit	2018/01/31	60,000,000	2017/08/04
28088	J P Morgan SP BV	Ch Overseas European Put Wts Jul 2018 A	0.255	24.2400	2018/07/03	60,000,000	2017/08/04
28104	J P Morgan SP BV	Fosun Intl European Warrants Apr 2018 A	0.153	14.0000	2018/04/03	70,000,000	2017/08/04
28107	J P Morgan SP BV	Link REIT European Warrants Mar 2018 A	0.254	71.7100	2018/03/02	60,000,000	2017/08/04
28091	J P Morgan SP BV	MGM China European Warrants Oct 2018 A	0.194	18.8800	2018/10/31	60,000,000	2017/08/04
27899	Macquarie Bank Ltd.	AIA European Warrants Mar 2018 B	0.251	71.8800	2018/03/02	40,000,000	2017/08/04
27897	Macquarie Bank Ltd.	CNOOC European Warrants Jan 2018 B	0.373	9.29 per unit	2018/01/02	27,000,000	2017/08/04
27946	SG Issuer	AAC Tech European Warrants Jul 2018 B	0.260	100 per 100 units	2018/07/05	80,000,000	2017/08/04
27947	SG Issuer	CKI Holdings European Warrants Feb 2018 A	0.400	78.8800	2018/02/05	25,000,000	2017/08/04
27948	SG Issuer	HSI European Warrants Mar 2018 G	0.250	27,400 per 8,000 units	2018/03/28	150,000,000	2017/08/04
28143	UBS AG	AAC Tech European Warrants Feb 2018 C	0.608	198.8800	2018/02/14	17,000,000	2017/08/04
28130	UBS AG	AAC Tech European Warrants Mar 2018 C	0.161	115.88 per 100 units	2018/03/22	100,000,000	2017/08/04
28122	UBS AG	AAC Tech European Warrants Apr 2018 A	0.151	150.38 per 100 units	2018/04/23	100,000,000	2017/08/04
28132	UBS AG	AAC Tech European Warrants Apr 2018 B	0.333	89.88 per 100 units	2018/04/09	100,000,000	2017/08/04
28133	UBS AG	AAC Tech European Warrants Apr 2018 C	0.367	82.88 per 100 units	2018/04/16	100,000,000	2017/08/04
28134	UBS AG	AAC Tech European Put Warrants Mar 2018 D	0.284	110 per 100 units	2018/03/12	100,000,000	2017/08/04
28146	UBS AG	Chi Res Land European Warrants Mar 2018 B	0.250	29.8800	2018/03/19	50,000,000	2017/08/04
28142	UBS AG	HSI European Warrants Feb 2018 C	0.151	28,800 per 6,000 units	2018/02/27	200,000,000	2017/08/04
28138	UBS AG	Zhaojin Mining European Warrants Sep 2018 A	0.150	6.8900	2018/09/20	70,000,000	2017/08/04
17908 [#]	UBS AG	HSBC European Warrants Jan 2018 B	0.185	85.8800	2018/01/09	100,000,000	2017/08/04
29008 [#]	Credit Suisse AG	HSBC European Wts Nov 2017 A	0.235	81.9800	2017/11/30	60,000,000	2017/08/04
28331	BNP Paribas Issuance B.V.	BYD Electronic Euro Wts Apr18A	0.310	25.0000	2018/04/04	40,000,000	2017/08/07
28328	Credit Suisse AG	Tencent Holdings European Wts Nov 2017 H	0.300	399.9900	2017/11/30	50,000,000	2017/08/07
28395	Goldman Sachs SP (Asia)	AIA European Warrants Feb 2018 A	0.250	73.3800	2018/02/28	80,000,000	2017/08/07
28397	Goldman Sachs SP (Asia)	HSBC European Warrants Feb 2018 A	0.250	93.8800	2018/02/07	80,000,000	2017/08/07
28266	HK Bank	CC Bank European Warrants Jan 2018 A	0.230	7.18 per unit	2018/01/26	50,000,000	2017/08/07
28256	HK Bank	Tencent European Warrants Nov 2017 I	0.990	346.0800	2017/11/27	20,000,000	2017/08/07
28265	HK Bank	Tencent European Warrants May 2018 A	0.180	363.83 per 100 units	2018/05/24	150,000,000	2017/08/07
28313	Haitong Int'l Sec	Country Garden European Warrants Nov 18A	0.250	12.0000	2018/11/30	100,000,000	2017/08/07
28157	Haitong Int'l Sec	Ch Overseas European Warrants Dec 2017 B	0.160	27.0300	2017/12/22	80,000,000	2017/08/07
28202	Haitong Int'l Sec	Ch Overseas European Warrants Feb 2018 A	0.250	30.1800	2018/02/28	100,000,000	2017/08/07

Newly listed derivative warrants (continued)

Code	Issuer	Name of issue	Issue prices (HK\$)	Strike level/ Subscription price (HK\$) per 10 units	Subscription/ exercise period	Unit issued on initial listing	Listing date
28183	Haitong Int'l Sec	Chi Res Land European Warrants Jul 2018A	0.250	28.8800	2018/07/26	80,000,000	2017/08/07
28241	Haitong Int'l Sec	China Shenhua European Warrants Jan 18A	0.210	22.8800	2018/01/22	80,000,000	2017/08/07
28185	Haitong Int'l Sec	R&F Ppt European Warrants Apr 2018 A	0.200	15.6800	2018/04/26	100,000,000	2017/08/07
28206	Haitong Int'l Sec	Henderson Land Dev European Wts Feb18A	0.250	48.8000	2018/02/26	40,000,000	2017/08/07
28205	Haitong Int'l Sec	IGG European Warrants Jan 2018 A	0.300	15.6800	2018/01/03	50,000,000	2017/08/07
28237	Haitong Int'l Sec	NCI European Warrants Feb 2018 A	0.280	58.8000	2018/02/08	40,000,000	2017/08/07
28201	Haitong Int'l Sec	SHK Ppt European Warrants Feb 2018 A	0.300	136.8000	2018/02/09	40,000,000	2017/08/07
28227	Haitong Int'l Sec	Swire Pacific A European Warrants Mar18A	0.320	88.8000	2018/03/26	40,000,000	2017/08/07
28155	Haitong Int'l Sec	Tencent European Warrants Nov 2017 E	0.550	366.0800	2017/11/27	30,000,000	2017/08/07
28327	Haitong Int'l Sec	Tencent European Put Warrants Jan 2018 B	0.170	290.68 per 100 units	2018/01/26	100,000,000	2017/08/07
28382	J P Morgan SP BV	ASM Pacific European Warrants Oct 2018 A	0.215	118.88 per 100 units	2018/10/09	60,000,000	2017/08/07
28377	J P Morgan SP BV	BAIC Motor European Warrants Dec 2018 A	0.151	7.8900	2018/12/28	70,000,000	2017/08/07
28394	J P Morgan SP BV	Brilliance Chi European Wts Feb 2018 A	0.251	23.2300	2018/02/28	60,000,000	2017/08/07
28391	J P Morgan SP BV	CSPC Pharma European Warrants Jun 2018 A	0.256	14.1400	2018/06/29	60,000,000	2017/08/07
28334	J P Morgan SP BV	HSBC European Warrants Jan 2018 D	0.152	89.0900	2018/01/15	100,000,000	2017/08/07
28369	J P Morgan SP BV	HSI European Put Warrants Mar 2018 E	0.253	26,400 per 8,000 units	2018/03/28	300,000,000	2017/08/07
28372	J P Morgan SP BV	Tencent European Warrants Dec 2017 K	0.490	388.8800	2017/12/29	100,000,000	2017/08/07
28340	J P Morgan SP BV	Tencent European Warrants Jun 2018 C	0.253	383.83 per 100 units	2018/06/29	200,000,000	2017/08/07
28253	Macquarie Bank Ltd.	BYD Electronic European Wts Jul18A	0.758	27.8800	2018/07/16	13,200,000	2017/08/07
28267	Macquarie Bank Ltd.	China Unicom European Put Wts Apr18A	0.784	9.99 per unit	2018/04/04	13,000,000	2017/08/07
28148	Macquarie Bank Ltd.	HSBC European Warrants Dec 2018 A	0.256	100.0000	2018/12/31	40,000,000	2017/08/07
28275	SG Issuer	HSBC European Put Warrants Feb 2018 D	0.400	74.8300	2018/02/05	100,000,000	2017/08/07
28270	SG Issuer	HSI European Warrants Feb 2018 I	0.150	28,800 per 6,000 units	2018/02/27	150,000,000	2017/08/07
28306	UBS AG	AIA European Put Warrants Jan 2018 B	0.162	54.4900	2018/01/25	70,000,000	2017/08/07
28303	UBS AG	HSBC European Warrants Mar 2018 A	0.250	94.8800	2018/03/19	100,000,000	2017/08/07
28304	UBS AG	HSBC European Put Warrants Dec 2017 B	0.195	69.7300	2017/12/29	100,000,000	2017/08/07
28289	UBS AG	Tencent Holdings European Warrants Apr 2018 C	0.252	363.83 per 100 units	2018/04/09	300,000,000	2017/08/07
28302	UBS AG	Tencent Holdings European Put Warrants Feb 2018 C	0.250	299 per 100 units	2018/02/06	200,000,000	2017/08/07
28415	BOCI Asia Ltd.	GAC European Warrants Feb 2018 A	0.216	18.9000	2018/02/14	50,000,000	2017/08/08
28414	BOCI Asia Ltd.	NCI European Warrants Feb 2018 A	0.350	57.9300	2018/02/05	50,000,000	2017/08/08
28425	BOCI Asia Ltd.	Tencent Holdings European Wts Nov 2017 F	0.424	400.0800	2017/11/27	30,000,000	2017/08/08
28416	BOCI Asia Ltd.	Tencent Holdings European Wts Jan 2018 D	0.232	334.88 per 100 units	2018/01/24	200,000,000	2017/08/08
28423	BOCI Asia Ltd.	Tencent Holdings European Wts May 2018 A	0.185	363.83 per 100 units	2018/05/31	200,000,000	2017/08/08
28470	BNP Paribas Issuance B.V.	AIA European Wts Oct 2018 B	0.250	80.0000	2018/10/03	40,000,000	2017/08/08
28467	BNP Paribas Issuance B.V.	HKEX European Wts Oct 2018 B	0.250	260 per 100 units	2018/10/03	80,000,000	2017/08/08
28450	BNP Paribas Issuance B.V.	HKEX European Wts Dec 2018 A	0.150	289 per 100 units	2018/12/04	80,000,000	2017/08/08
28436	BNP Paribas Issuance B.V.	HSBC European Wts Mar 2018 B	0.360	82.0000	2018/03/02	40,000,000	2017/08/08
28468	BNP Paribas Issuance B.V.	Ping An European Wt Jul 2018 C	0.250	78.0000	2018/07/04	40,000,000	2017/08/08
28443	BNP Paribas Issuance B.V.	Tencent Euro Wts Oct 2018 B	0.250	390 per 100 units	2018/10/03	80,000,000	2017/08/08
28604	Credit Suisse AG	AIA European Put Warrants Feb 2018 A	0.250	59.9800	2018/02/28	50,000,000	2017/08/08
28606	Credit Suisse AG	BOC HK European Warrants Apr 2018 A	0.250	48.6800	2018/04/30	60,000,000	2017/08/08
28607	Credit Suisse AG	BOC HK European Put Warrants Feb 2018 B	0.250	35.9800	2018/02/28	40,000,000	2017/08/08
28591	Credit Suisse AG	Brilliance Chi European Wts Feb 2018 B	0.250	24.8800	2018/02/07	40,000,000	2017/08/08

Newly listed derivative warrants (continued)

Code	Issuer	Name of issue	Issue prices (HK\$)	Strike level/ Subscription price (HK\$) per 10 units	Subscription/ exercise period	Unit issued on initial listing	Listing date
28592	Credit Suisse AG	BYD Electronic European Warrants Feb 18 A	0.250	24.2800	2018/02/08	40,000,000	2017/08/08
28617	Credit Suisse AG	Ch Overseas European Put Warrants Feb 18B	0.250	24.0800	2018/02/28	40,000,000	2017/08/08
28593	Credit Suisse AG	Tencent Holdings European Wts Mar 2018 C	0.250	366.78 per 100 units	2018/03/29	150,000,000	2017/08/08
28594	Credit Suisse AG	Tencent Holdings Euro Put Wts Feb 2018 F	0.250	310.88 per 100 units	2018/02/28	150,000,000	2017/08/08
28582	Goldman Sachs SP (Asia)	China Mobile Euro Wts Feb 2018 A	0.250	86.9800	2018/02/08	80,000,000	2017/08/08
28576	Goldman Sachs SP (Asia)	HKEX European Warrants Jan 2018 B	0.589	277.9700	2018/01/24	30,000,000	2017/08/08
28578	Goldman Sachs SP (Asia)	HKEX European Warrants Jun 2018 A	0.250	250.88 per 100 units	2018/06/28	150,000,000	2017/08/08
28583	Goldman Sachs SP (Asia)	HSI European Warrants Dec 2017 H	0.150	28,138 per 6,000 units	2017/12/28	150,000,000	2017/08/08
28585	Goldman Sachs SP (Asia)	HSI European Put Wts Feb 2018 B	0.250	27,200 per 8,000 units	2018/02/27	150,000,000	2017/08/08
28559	Goldman Sachs SP (Asia)	Tencent European Wt Nov 2017 L	0.815	346.0800	2017/11/27	30,000,000	2017/08/08
28562	Goldman Sachs SP (Asia)	Tencent European Wt Apr 2018 B	0.250	364.88 per 100 units	2018/04/03	150,000,000	2017/08/08
28575	Goldman Sachs SP (Asia)	Tencent European Put Wt Feb 2018 G	0.250	300 per 100 units	2018/02/08	150,000,000	2017/08/08
28650	Haitong Int'l Sec	AIA European Warrants Dec 2017 B	0.154	68.9280	2017/12/27	65,000,000	2017/08/08
28648	Haitong Int'l Sec	BYD European Warrants Mar 2018 B	0.487	53.5000	2018/03/28	40,000,000	2017/08/08
28636	Haitong Int'l Sec	CC Bank European Warrants Feb 2018 A	0.510	6.75 per unit	2018/02/28	100,000,000	2017/08/08
28638	Haitong Int'l Sec	CC Bank European Warrants Mar 2018 A	0.250	7.75 per unit	2018/03/29	100,000,000	2017/08/08
28655	Haitong Int'l Sec	China Coal European Warrants Feb 2018 A	0.250	5 per unit	2018/02/28	50,000,000	2017/08/08
28640	Haitong Int'l Sec	CITIC Bank European Warrants Feb 2018 A	0.250	5.75 per unit	2018/02/08	50,000,000	2017/08/08
28641	Haitong Int'l Sec	CITIC Bank European Warrants May 2018 A	0.250	6.18 per unit	2018/05/25	50,000,000	2017/08/08
28631	Haitong Int'l Sec	CNOOC European Warrants Mar 2018 A	0.360	10.18 per unit	2018/03/28	50,000,000	2017/08/08
28654	Haitong Int'l Sec	ICBC European Warrants Feb 2018 A	0.261	5.88 per unit	2018/02/12	100,000,000	2017/08/08
28624	Haitong Int'l Sec	PetroChina European Warrants Feb 2018 A	0.270	5.62 per unit	2018/02/08	50,000,000	2017/08/08
28627	Haitong Int'l Sec	PetroChina European Warrants Feb 2018 B	0.190	6.01 per unit	2018/02/26	60,000,000	2017/08/08
28554	J P Morgan SP BV	BYD Electronic European Warrants Feb 18 A	0.413	23.2300	2018/02/07	60,000,000	2017/08/08
28498	J P Morgan SP BV	China Taiping European Wts Jan 2018 A	0.201	28.8800	2018/01/22	100,000,000	2017/08/08
28509	J P Morgan SP BV	HKEX European Warrants Jun 2018 B	0.251	250.50 per 100 units	2018/06/04	200,000,000	2017/08/08
28499	J P Morgan SP BV	HSBC European Put Warrants Feb 2018 C	0.330	74.7400	2018/02/28	100,000,000	2017/08/08
28503	J P Morgan SP BV	HSI European Warrants Dec 2017 G	0.152	28,100 per 6,000 units	2017/12/28	300,000,000	2017/08/08
28501	J P Morgan SP BV	HSI European Warrants Apr 2018 B	0.254	30,000 per 6,500 units	2018/04/27	300,000,000	2017/08/08
28497	J P Morgan SP BV	Ping An European Warrants Jan 2018 D	0.151	74.4000	2018/01/31	100,000,000	2017/08/08
28555	J P Morgan SP BV	Swire Pacific A European Warrants Mar 18A	0.253	88.8800	2018/03/05	40,000,000	2017/08/08
28512	J P Morgan SP BV	Tencent European Warrants Apr 2018 D	0.252	353.53 per 100 units	2018/04/03	200,000,000	2017/08/08
28411	Macquarie Bank Ltd.	AIA European Put Warrants Mar 2018 C	0.287	55.5500	2018/03/02	35,000,000	2017/08/08
28431	Macquarie Bank Ltd.	CKH European Warrants Apr 2018 B	0.347	120.8800	2018/04/04	29,000,000	2017/08/08
28496	Macquarie Bank Ltd.	NCI European Warrants Apr 2018 A	0.374	66.2800	2018/04/04	28,000,000	2017/08/08
28428	Macquarie Bank Ltd.	Tencent European Warrants Mar 2018 C	0.770	420.8800	2018/03/02	13,000,000	2017/08/08
28475	SG Issuer	BOCHK European Warrants Apr 2018 A	0.250	45.0000	2018/04/06	40,000,000	2017/08/08
28471	SG Issuer	BOCL European Warrants Mar 2018 A	0.250	4.28 per unit	2018/03/05	80,000,000	2017/08/08
28482	SG Issuer	CKH European Warrants Jan 2018 A	0.290	115.9800	2018/01/04	35,000,000	2017/08/08
28479	SG Issuer	CKP European Warrants Jan 2018 B	0.350	65.9300	2018/01/04	30,000,000	2017/08/08
28484	SG Issuer	HKEX European Warrants Oct 2018 A	0.250	265 per 100 units	2018/10/04	200,000,000	2017/08/08
28485	SG Issuer	HSBC European Warrants Feb 2018 E	0.190	86.9300	2018/02/05	100,000,000	2017/08/08
28486	SG Issuer	Tencent European Warrants Mar 2018 E	0.250	358.88 per 100 units	2018/03/05	200,000,000	2017/08/08

Newly listed derivative warrants (continued)

Code	Issuer	Name of issue	Issue prices (HK\$)	Strike level/ Subscription price (HK\$) per 10 units	Subscription/ exercise period	Unit issued on initial listing	Listing date
28488	SG Issuer	Tencent European Warrants Jun 2018 A	0.195	363.83 per 100 units	2018/06/05	200,000,000	2017/08/08
28540	UBS AG	China South Air European Warrants Dec 2018 A	0.151	6.1900	2018/12/11	70,000,000	2017/08/08
28539	UBS AG	Dongfeng Motor European Warrants Dec 2018 A	0.168	9.5900	2018/12/20	70,000,000	2017/08/08
28545	UBS AG	R&F Ppt European Warrants Apr 2018 A	0.250	15.7000	2018/04/25	40,000,000	2017/08/08
28524	UBS AG	HKEX European Warrants Nov 2018 A	0.162	288.93 per 100 units	2018/11/28	300,000,000	2017/08/08
28523	UBS AG	HKEX European Put Warrants Jan 2018 B	0.152	210.80 per 100 units	2018/01/29	200,000,000	2017/08/08
28532	UBS AG	HSBC European Put Warrants Feb 2018 A	0.384	73.8800	2018/02/07	100,000,000	2017/08/08
28522	UBS AG	HSCEI European Put Warrants Mar 2018 A	0.250	11,000 per 5,000 units	2018/03/28	100,000,000	2017/08/08
28514	UBS AG	HSCEI European Put Warrants Jun 2018 A	0.167	10,200 per 4,000 units	2018/06/28	100,000,000	2017/08/08
28400	UBS AG	HSI European Put Warrants Jan 2018 C	0.151	26,400 per 8,000 units	2018/01/30	200,000,000	2017/08/08
28404	UBS AG	HSI European Put Warrants Feb 2018 D	0.151	27,000 per 10,000 units	2018/02/27	200,000,000	2017/08/08
28537	UBS AG	PetroChina European Warrants Feb 2018 B	0.154	6.01 per unit	2018/02/23	70,000,000	2017/08/08
28527	UBS AG	Ping An European Warrants Mar 2018 A	0.345	68.8800	2018/03/05	100,000,000	2017/08/08
28551	UBS AG	Stanchart European Warrants Feb 2018 A	0.516	103.8800	2018/02/12	20,000,000	2017/08/08
28667	BOCI Asia Ltd.	HKEX European Warrants Sep 2018 A	0.250	265.20 per 100 units	2018/09/24	200,000,000	2017/08/09
28661	BOCI Asia Ltd.	HKEX European Warrants Nov 2018 A	0.160	289.08 per 100 units	2018/11/28	200,000,000	2017/08/09
28658	BOCI Asia Ltd.	Ping An European Warrants Jan 2018 D	0.167	74.4300	2018/01/29	200,000,000	2017/08/09
28676	BOCI Asia Ltd.	Sunny Optical European Warrants Jun 2018 A	0.189	108.98 per 100 units	2018/06/19	100,000,000	2017/08/09
28679	BNP Paribas Issuance B.V.	Hang Seng Bank Eu Wt Apr 2018A	0.600	200.0000	2018/04/04	30,000,000	2017/08/09
28681	BNP Paribas Issuance B.V.	ZTE European Wts May 2018 A	0.250	26.0000	2018/05/03	40,000,000	2017/08/09
28827	Credit Suisse AG	CC Bank European Put Warrants Feb 2018 B	0.360	6.38 per unit	2018/02/28	50,000,000	2017/08/09
28823	Credit Suisse AG	China Taiping European Warrants Feb 2018B	0.250	29.9800	2018/02/08	40,000,000	2017/08/09
28714	Credit Suisse AG	HKEX European Warrants Jun 2018 B	0.250	260.38 per 100 units	2018/06/29	150,000,000	2017/08/09
28702	Credit Suisse AG	HKEX European Put Warrants Feb 2018 C	0.250	226.28 per 100 units	2018/02/28	150,000,000	2017/08/09
28853	Goldman Sachs SP (Asia)	China Unicom Euro Wts Jan 2018 A	0.415	12.90 per unit	2018/01/24	50,000,000	2017/08/09
28832	Goldman Sachs SP (Asia)	HSBC European Put Wts Jan 2018 D	0.229	74.8300	2018/01/24	80,000,000	2017/08/09
28855	Goldman Sachs SP (Asia)	ICBC European Warrants Feb 2018 B	0.250	6.18 per unit	2018/02/09	80,000,000	2017/08/09
28836	Goldman Sachs SP (Asia)	PetroChina European Wts Jan 2018 B	0.167	5.59 per unit	2018/01/26	60,000,000	2017/08/09
28843	Goldman Sachs SP (Asia)	PetroChina European Wts Feb 2018 A	0.167	6.01 per unit	2018/02/23	60,000,000	2017/08/09
28854	Goldman Sachs SP (Asia)	Tencent European Put Wt Feb 2018 H	0.250	312.88 per 100 units	2018/02/28	150,000,000	2017/08/09
28692	HK Bank	HKEX European Warrants May 2018 B	0.250	260.88 per 100 units	2018/05/31	100,000,000	2017/08/09
28691	HK Bank	HKEX European Warrants Nov 2018 A	0.150	289.08 per 100 units	2018/11/28	100,000,000	2017/08/09
28701	HK Bank	HKEX European Put Warrants Jan 2018 B	0.150	212.88 per 100 units	2018/01/26	100,000,000	2017/08/09
28686	HK Bank	HSI European Warrants Dec 2017 H	0.150	28,100 per 6,000 units	2017/12/28	150,000,000	2017/08/09
28689	HK Bank	HSI European Put Warrants Feb 2018 D	0.150	25,870 per 8,000 units	2018/02/27	150,000,000	2017/08/09
28819	Haitong Int'l Sec	BOC HK European Warrants Apr 2018 A	0.250	44.6800	2018/04/26	50,000,000	2017/08/09
28820	Haitong Int'l Sec	CSDC European Warrants Mar 2018 A	0.250	2.08 per unit	2018/03/08	40,000,000	2017/08/09
28810	Haitong Int'l Sec	GAC European Warrants Feb 2018 A	0.168	18.9000	2018/02/15	60,000,000	2017/08/09
28817	Haitong Int'l Sec	PICC European Warrants Apr 2019 A	0.235	17.1880	2019/04/26	80,000,000	2017/08/09
28811	Haitong Int'l Sec	Ping An European Warrants Jan 2018 C	0.157	74.2280	2018/01/25	100,000,000	2017/08/09
28816	Haitong Int'l Sec	Ping An European Warrants Mar 2018 B	0.197	71.7500	2018/03/26	100,000,000	2017/08/09
28821	Haitong Int'l Sec	Zijin Mining European Warrants Feb 2018A	0.250	3.40 per unit	2018/02/08	60,000,000	2017/08/09
28735	Macquarie Bank Ltd.	CHALCO European Warrants Jul 2018 A	0.680	6.68 per unit	2018/07/04	15,000,000	2017/08/09

Newly listed derivative warrants (continued)

Code	Issuer	Name of issue	Issue prices (HK\$)	Strike level/ Subscription price (HK\$) per 10 units	Subscription/ exercise period	Unit issued on initial listing	Listing date
28749	Macquarie Bank Ltd.	CGS European Warrants Dec 2018 A	0.802	9.88 per unit	2018/12/14	12,500,000	2017/08/09
28747	Macquarie Bank Ltd.	HKEX European Warrants Mar 2018 B	1.221	268.8800	2018/03/02	8,200,000	2017/08/09
28748	Macquarie Bank Ltd.	HKEX European Warrants Jul 2018 A	0.713	328.8800	2018/07/04	15,000,000	2017/08/09
28734	Macquarie Bank Ltd.	Hang Seng Bank European Wts Jul 2018 A	0.519	222.8800	2018/07/04	20,000,000	2017/08/09
28760	Macquarie Bank Ltd.	JNCEC European Warrants Dec 2018 A	0.541	3.08 per unit	2018/12/18	18,500,000	2017/08/09
28732	Macquarie Bank Ltd.	Li Ning European Warrants Dec 2019 A	0.250	7.8800	2019/12/17	40,000,000	2017/08/09
28736	Macquarie Bank Ltd.	Shenzhen Int'l European Wts Apr 2019 A	0.250	16.8000	2019/04/15	40,000,000	2017/08/09
28755	Macquarie Bank Ltd.	Towngas China European Wts Jun 2018 A	0.625	6.88 per unit	2018/06/15	16,000,000	2017/08/09
28764	Macquarie Bank Ltd.	ZTE European Warrants Jul 2018 A	0.250	29.8800	2018/07/04	40,000,000	2017/08/09
28717	SG Issuer	CITIC Sec European Warrants Jan 2018 B	0.150	16.8200	2018/01/04	70,000,000	2017/08/09
28723	SG Issuer	HKEX European Warrants Mar 2018 B	0.250	239 per 100 units	2018/03/05	200,000,000	2017/08/09
28806	SG Issuer	HSCEI European Warrants Dec 2017 B	0.150	11,200 per 4,000 units	2017/12/28	150,000,000	2017/08/09
28719	SG Issuer	HSCEI European Warrants Apr 2018 A	0.250	11,600 per 4,000 units	2018/04/27	150,000,000	2017/08/09
28718	SG Issuer	Haitong Sec European Warrants Jan 2018 A	0.770	14.82 per unit	2018/01/04	13,000,000	2017/08/09
28729	SG Issuer	Stanchart European Warrants Feb 2018 A	0.830	88.8800	2018/02/05	13,000,000	2017/08/09
28731	SG Issuer	Tencent European Warrants Apr 2018 F	0.250	368 per 100 units	2018/04/06	200,000,000	2017/08/09
28807	SG Issuer	Wharf European Warrants Feb 2018 A	0.335	79.9300	2018/02/05	30,000,000	2017/08/09
28802	UBS AG	CKH European Warrants Feb 2018 A	0.374	123.8800	2018/02/08	70,000,000	2017/08/09
28793	UBS AG	Ch Oilfield European Warrants Sep 2018 A	0.154	8.8900	2018/09/28	70,000,000	2017/08/09
28775	UBS AG	Sinopec Corp European Warrants Jan 2018 A	0.235	6.69 per unit	2018/01/22	50,000,000	2017/08/09
28792	UBS AG	Haier Elec European Warrants Jul 2018 A	0.403	23.8800	2018/07/23	25,000,000	2017/08/09
28774	UBS AG	HKEX European Warrants Nov 2017 A	0.151	235.20 per 100 units	2017/11/28	300,000,000	2017/08/09
28765	UBS AG	HKEX European Warrants Jan 2018 C	0.558	291.0800	2018/01/24	50,000,000	2017/08/09
28766	UBS AG	HKEX European Warrants Feb 2018 C	0.524	318.0000	2018/02/08	50,000,000	2017/08/09
28803	UBS AG	MTRC European Warrants Dec 2017 B	0.220	48.9300	2017/12/20	50,000,000	2017/08/09
28777	UBS AG	PetroChina European Put Warrants Nov 2017 B	0.255	4.93 per unit	2017/11/27	40,000,000	2017/08/09
28798	UBS AG	Tencent Holdings European Warrants Dec 2017 D	0.340	400.0800	2017/12/04	30,000,000	2017/08/09
28933#	J P Morgan SP BV	China Life European Warrants Oct 2017 A	0.067	26.8000	2017/10/31	150,000,000	2017/08/09
28858	BOCI Asia Ltd.	China Mobile European Warrants Feb 2018 A	0.258	90.8800	2018/02/12	200,000,000	2017/08/10
28876	BOCI Asia Ltd.	Ch Overseas European Warrants Feb 2018 B	0.224	30.2300	2018/02/21	100,000,000	2017/08/10
28881	BOCI Asia Ltd.	CSOP A50 ETF European Warrants Feb 2018 A	0.291	15.80 per unit	2018/02/26	60,000,000	2017/08/10
28888	BOCI Asia Ltd.	A50 China European Warrants Jan 2018 A	0.286	15.90 per unit	2018/01/29	60,000,000	2017/08/10
28856	BOCI Asia Ltd.	Geely Auto European Warrants Feb 2018 D	0.193	22.4000	2018/02/21	80,000,000	2017/08/10
28983	Credit Suisse AG	China Railway European Warrants Jan 2018A	0.400	7.19 per unit	2018/01/31	25,000,000	2017/08/10
28978	Credit Suisse AG	HKEX European Warrants Mar 2018 A	0.250	250.98 per 100 units	2018/03/29	150,000,000	2017/08/10
28982	Credit Suisse AG	KECL European Warrants Jan 2018 B	0.400	9.19 per unit	2018/01/31	25,000,000	2017/08/10
28979	Credit Suisse AG	Tencent Holdings European Wts Feb 2018 G	0.250	328.88 per 100 units	2018/02/28	150,000,000	2017/08/10
29028	Goldman Sachs SP (Asia)	BOCL European Warrants Feb 2018 A	0.250	4.35 per unit	2018/02/28	80,000,000	2017/08/10
29027	Goldman Sachs SP (Asia)	CKH European Wts Dec 2017 B	0.254	115.9800	2017/12/27	50,000,000	2017/08/10
29022	Goldman Sachs SP (Asia)	China Tel European Wts Jan 2018 A	0.250	4.09 per unit	2018/01/24	40,000,000	2017/08/10
29032	Goldman Sachs SP (Asia)	HSI European Warrants Feb 2018 C	0.150	28,938 per 6,000 units	2018/02/27	150,000,000	2017/08/10
29031	Goldman Sachs SP (Asia)	Sands China Euro Wts Jan 2018 A	0.150	38.9300	2018/01/29	80,000,000	2017/08/10
28925	HK Bank	China Mobile European Warrants Jan 2018 B	0.200	92.9200	2018/01/24	50,000,000	2017/08/10

Newly listed derivative warrants (continued)

Code	Issuer	Name of issue	Issue prices (HK\$)	Strike level/ Subscription price (HK\$) per 10 units	Subscription/ exercise period	Unit issued on initial listing	Listing date
28928	HK Bank	China Overseas European Warrants Mar 2018 A	0.150	30.4300	2018/03/08	70,000,000	2017/08/10
28929	HK Bank	HKEX European Warrants Jun 2018 A	0.180	250.18 per 100 units	2018/06/27	120,000,000	2017/08/10
28935	Haitong Int'l Sec	CKH European Warrants Feb 2018 A	0.328	122.5000	2018/02/28	50,000,000	2017/08/10
28962	Haitong Int'l Sec	China Telecom European Warrants Jan 18 B	0.160	4.09 per unit	2018/01/25	68,000,000	2017/08/10
28940	Haitong Int'l Sec	Geely Auto European Warrants Feb 2018 C	0.330	18.1800	2018/02/28	100,000,000	2017/08/10
28946	Haitong Int'l Sec	Geely Auto European Warrants Mar 2018 A	0.281	20.8800	2018/03/29	100,000,000	2017/08/10
28942	Haitong Int'l Sec	Geely Auto European Warrants Apr 2018 B	0.334	19.2800	2018/04/30	100,000,000	2017/08/10
28936	Haitong Int'l Sec	Galaxy Ent European Warrants Feb 2018 A	0.567	48.0000	2018/02/28	50,000,000	2017/08/10
28938	Haitong Int'l Sec	Galaxy Ent European Warrants Feb 2018 B	0.303	55.0000	2018/02/09	50,000,000	2017/08/10
28963	Haitong Int'l Sec	Ping An European Warrants Jan 2018 D	0.187	70.9280	2018/01/25	100,000,000	2017/08/10
28956	Haitong Int'l Sec	Tencent European Warrants Jul 2018 B	0.258	350 per 100 units	2018/07/18	200,000,000	2017/08/10
28961	Haitong Int'l Sec	Tencent European Put Warrants Mar 2018 D	0.165	280.68 per 100 units	2018/03/27	80,000,000	2017/08/10
28989	J P Morgan SP BV	CKH European Warrants Mar 2018 A	0.326	121.2100	2018/03/02	80,000,000	2017/08/10
28990	J P Morgan SP BV	China Unicom European Warrants Dec 2017 C	0.380	13.88 per unit	2017/12/29	100,000,000	2017/08/10
28987	J P Morgan SP BV	HKEX European Warrants Dec 2017 E	0.150	235 per 100 units	2017/12/01	200,000,000	2017/08/10
28992	J P Morgan SP BV	China Mengniu European Wts Oct 2018 A	0.199	17.3500	2018/10/31	60,000,000	2017/08/10
28993	J P Morgan SP BV	Stanchart European Warrants Jan 2018 A	0.398	88.8800	2018/01/31	40,000,000	2017/08/10
28921	Macquarie Bank Ltd.	China Cinda European Wts Jun 2018 A	0.336	4.18 per unit	2018/06/04	30,000,000	2017/08/10
28902	Macquarie Bank Ltd.	SHK Ppt European Warrants Mar 2018 B	0.674	132.8800	2018/03/02	15,000,000	2017/08/10
28974	Macquarie Bank Ltd.	Tencent European Warrants Mar 2018 D	1.112	385.8800	2018/03/02	9,000,000	2017/08/10
28976	Macquarie Bank Ltd.	Tencent European Warrants Mar 2018 E	1.907	350.8800	2018/03/02	9,000,000	2017/08/10
28931	SG Issuer	HLand European Warrants Mar 2018 A	0.250	52.0000	2018/03/05	40,000,000	2017/08/10
29012	SG Issuer	HSI European Warrants Feb 2018 J	0.250	27,800 per 8,000 units	2018/02/27	150,000,000	2017/08/10
29017	SG Issuer	HSI European Warrants Apr 2018 B	0.250	28,600 per 8,000 units	2018/04/27	150,000,000	2017/08/10
28932	SG Issuer	Tencent European Warrants Mar 2018 F	0.180	348.08 per 100 units	2018/03/05	200,000,000	2017/08/10
28998	UBS AG	China Unicom European Warrants Jan 2018 A	0.607	12.90 per unit	2018/01/24	25,000,000	2017/08/10
29005	UBS AG	Jiangxi Copper European Warrants Feb 2018 A	0.170	15.0200	2018/02/26	60,000,000	2017/08/10
29009	UBS AG	Stanchart European Warrants Jan 2018 C	0.465	88.9300	2018/01/24	25,000,000	2017/08/10
29044	BOCI Asia Ltd.	Kingsoft European Warrants Jan 2018 A	0.150	22.9300	2018/01/26	80,000,000	2017/08/11
29045	BOCI Asia Ltd.	Kingsoft European Warrants Mar 2018 A	0.150	26.5500	2018/03/26	80,000,000	2017/08/11
29070	Credit Suisse AG	ChiUnicom European Put Warrants Feb 2018A	1.300	11.68 per unit	2018/02/28	35,000,000	2017/08/11
29072	Credit Suisse AG	HKEX European Warrants Nov 2017 A	0.150	235.18 per 100 units	2017/11/28	150,000,000	2017/08/11
29073	Credit Suisse AG	WH Group European Warrants Feb 2018 A	0.550	8.99 per unit	2018/02/12	20,000,000	2017/08/11
29085	Bank of East Asia	CITIC Sec European Warrants Oct 2018 A	0.182	19.0200	2018/10/10	55,000,000	2017/08/11
29087	Bank of East Asia	Yanzhou Coal European Wts Dec 2018 A	0.250	7.1800	2018/12/31	60,000,000	2017/08/11
29114	Goldman Sachs SP (Asia)	BOCL European Warrants Feb 2018 B	0.250	3.98 per unit	2018/02/28	80,000,000	2017/08/11
29112	Goldman Sachs SP (Asia)	CC Bank European Wts Feb 2018 C	0.150	7.69 per unit	2018/02/23	80,000,000	2017/08/11
29078	J P Morgan SP BV	Galaxy Ent European Warrants Mar 2018 A	0.269	57.5700	2018/03/02	100,000,000	2017/08/11
29080	J P Morgan SP BV	ICBC European Warrants Feb 2018 C	0.252	6.40 per unit	2018/02/28	100,000,000	2017/08/11
29077	J P Morgan SP BV	Lenovo European Warrants Jan 2018 A	0.293	5.18 per unit	2018/01/31	100,000,000	2017/08/11
29036	Macquarie Bank Ltd.	CC Bank European Warrants Dec 2017 B	0.162	7.49 per unit	2017/12/04	62,000,000	2017/08/11
29060	Macquarie Bank Ltd.	China Mobile European Wts Jun 2018 A	0.458	85.8800	2018/06/04	22,000,000	2017/08/11
29059	Macquarie Bank Ltd.	China Mobile European Wts Jan 2019 A	0.420	92.5000	2019/01/03	24,000,000	2017/08/11

Newly listed derivative warrants (continued)

Code	Issuer	Name of issue	Issue prices (HK\$)	Strike level/ Subscription price (HK\$) per 10 units	Subscription/ exercise period	Unit issued on initial listing	Listing date
29065	Macquarie Bank Ltd.	Ch Molybdenum European Wts Nov 2018 A	0.674	5.88 per unit	2018/11/15	15,000,000	2017/08/11
29047	Macquarie Bank Ltd.	HSBC European Warrants May 2018 A	0.493	82.8800	2018/05/03	21,000,000	2017/08/11
29053	Macquarie Bank Ltd.	HSBC European Warrants Oct 2018 A	0.628	80.8800	2018/10/03	16,000,000	2017/08/11
29058	Macquarie Bank Ltd.	HSBC European Put Warrants Jun 2018 A	0.504	70.7700	2018/06/04	20,000,000	2017/08/11
29068	Macquarie Bank Ltd.	ICBC European Warrants May 2018 A	0.346	6.28 per unit	2018/05/03	30,000,000	2017/08/11
29067	Macquarie Bank Ltd.	ICBC European Warrants Aug 2018 A	0.251	6.88 per unit	2018/08/02	40,000,000	2017/08/11
29064	Macquarie Bank Ltd.	Ping An European Warrants May 2018 B	0.674	59.8800	2018/05/03	20,000,000	2017/08/11
29062	Macquarie Bank Ltd.	Ping An European Warrants Jul 2018 B	0.251	80.0000	2018/07/03	40,000,000	2017/08/11
29061	Macquarie Bank Ltd.	Ping An European Put Warrants Jun 18 B	0.250	47.3300	2018/06/04	40,000,000	2017/08/11
29102	UBS AG	BOCL European Warrants Feb 2018 B	0.250	4.38 per unit	2018/02/12	70,000,000	2017/08/11
29088	UBS AG	CKP European Warrants Feb 2018 A	0.352	74.8800	2018/02/12	70,000,000	2017/08/11
29097	UBS AG	Li & Fung European Warrants Jun 2018 A	0.271	3.18 per unit	2018/06/19	40,000,000	2017/08/11
29106	UBS AG	MTRC European Warrants Apr 2018 A	0.250	53.8800	2018/04/10	60,000,000	2017/08/11
29092	UBS AG	Sands China European Put Warrants Nov 2017 C	0.150	32.2300	2017/11/20	70,000,000	2017/08/11
29104	UBS AG	Tencent Holdings European Warrants Feb 2018 D	0.250	348.88 per 100 units	2018/02/12	300,000,000	2017/08/11
29127	BNP Paribas Issuance B.V.	CM Bank Euro Warrants Apr 2018 A	0.250	28.8000	2018/04/04	40,000,000	2017/08/14
29116	BNP Paribas Issuance B.V.	Ch Mobile Euro Wts Jul 2018 A	0.270	105.0000	2018/07/04	40,000,000	2017/08/14
29125	BNP Paribas Issuance B.V.	Geely Auto Euro Wts Mar 2018 C	0.250	20.8000	2018/03/02	70,000,000	2017/08/14
29123	BNP Paribas Issuance B.V.	HKEX European Wts Apr 2018 A	0.250	238 per 100 units	2018/04/04	80,000,000	2017/08/14
29119	BNP Paribas Issuance B.V.	Sunny Optical Eu Wt Jul 2018 A	0.190	108.98 per 100 units	2018/07/04	100,000,000	2017/08/14
29126	BNP Paribas Issuance B.V.	Tencent Euro Wts Apr 2018 D	0.250	360 per 100 units	2018/04/04	80,000,000	2017/08/14
29148	Credit Suisse AG	Tencent Holdings European Wts Feb 2018 H	0.250	359.28 per 100 units	2018/02/28	150,000,000	2017/08/14
29152	Credit Suisse AG	Tencent Holdings Euro Put Wts Mar 2018 D	0.270	319.98 per 100 units	2018/03/29	150,000,000	2017/08/14
29178	Goldman Sachs SP (Asia)	CITIC Sec European Wts Jul 2018 A	0.150	18.4000	2018/07/26	80,000,000	2017/08/14
29176	Goldman Sachs SP (Asia)	Ch Overseas European Wts Feb 2018B	0.150	28.3300	2018/02/22	80,000,000	2017/08/14
29173	Goldman Sachs SP (Asia)	Sinopec Corp Euro Wts Jan 2018 B	0.237	5.99 per unit	2018/01/24	60,000,000	2017/08/14
29172	Goldman Sachs SP (Asia)	CSOP A50 ETF Euro Wts Nov 2017 B	0.150	14.90 per unit	2017/11/29	80,000,000	2017/08/14
29177	Goldman Sachs SP (Asia)	Tencent European Wt Feb 2018 I	0.250	358.20 per 100 units	2018/02/20	80,000,000	2017/08/14
29122	HK Bank	China Shenhua European Warrants Jan 2018 A	0.150	22.9300	2018/01/22	70,000,000	2017/08/14
29121	HK Bank	Tencent European Warrants Nov 2017 J	0.930	366.0800	2017/11/27	20,000,000	2017/08/14
29120	HK Bank	Tencent European Warrants Jan 2018 C	0.210	340.18 per 100 units	2018/01/29	150,000,000	2017/08/14
29187	Haitong Int'l Sec	CHALCO European Warrants Mar 2018 A	0.720	6 per unit	2018/03/29	40,000,000	2017/08/14
29181	Haitong Int'l Sec	China EB Int'l European Warrants Aug 18A	0.266	11.2800	2018/08/08	80,000,000	2017/08/14
29190	Haitong Int'l Sec	China Shenhua European Warrants Jun 18 A	0.269	25.0000	2018/06/19	100,000,000	2017/08/14
29180	Haitong Int'l Sec	Galaxy Ent European Put Wts Mar 2018 A	0.317	42.8800	2018/03/28	40,000,000	2017/08/14
29183	Haitong Int'l Sec	Jiangxi Copper European Warrants Feb 18A	0.159	15.0200	2018/02/27	100,000,000	2017/08/14
29186	Haitong Int'l Sec	Sunny Optical European Wts Jun 2018 A	0.250	96.88 per 100 units	2018/06/29	100,000,000	2017/08/14
29166	J P Morgan SP BV	Anhui Conch European Warrants Mar 2018 A	0.251	33.8800	2018/03/02	60,000,000	2017/08/14
29168	J P Morgan SP BV	Sunny Optical European Warrants Sep 2018A	0.251	112.88 per 100 units	2018/09/04	150,000,000	2017/08/14
29162	J P Morgan SP BV	Tencent European Put Warrants Feb 2018 D	0.251	302.02 per 100 units	2018/02/28	200,000,000	2017/08/14
29128	Macquarie Bank Ltd.	BOCHK European Put Warrants Oct 2018 B	0.264	33.8800	2018/10/03	40,000,000	2017/08/14
29156	Macquarie Bank Ltd.	Country Garden European Wts Mar 2018 A	1.000	11.88 per unit	2018/03/02	10,000,000	2017/08/14
29153	Macquarie Bank Ltd.	Greatwall Motor European Wts Sep 2018 A	1.005	13.18 per unit	2018/09/04	10,000,000	2017/08/14

Newly listed derivative warrants (continued)

Code	Issuer	Name of issue	Issue prices (HK\$)	Strike level/ Subscription price (HK\$) per 10 units	Subscription/ exercise period	Unit issued on initial listing	Listing date
29161	Macquarie Bank Ltd.	Ping An European Warrants Jun 2018 C	1.251	88.88 per unit	2018/06/04	8,000,000	2017/08/14
29154	Macquarie Bank Ltd.	Sunny Optical European Wts Mar 2018 A	1.068	125.0000	2018/03/16	10,000,000	2017/08/14
29129	SG Issuer	CMB European Warrants Mar 2018 A	1.120	32.88 per unit	2018/03/05	9,000,000	2017/08/14
29133	SG Issuer	CNBM European Warrants Mar 2018 A	0.480	5.95 per unit	2018/03/05	21,000,000	2017/08/14
29136	SG Issuer	Lenovo European Warrants Jan 2018 B	0.275	4.99 per unit	2018/01/04	37,000,000	2017/08/14
29138	SG Issuer	Tencent European Warrants Jul 2018 A	0.190	383.99 per 100 units	2018/07/05	200,000,000	2017/08/14
29145	UBS AG	China National Building European Wts Jan 2018 A	0.243	6.29 per unit	2018/01/24	50,000,000	2017/08/14
29142	UBS AG	Link REIT European Warrants Feb 2018 A	0.178	71.7600	2018/02/23	70,000,000	2017/08/14
29147	UBS AG	Tencent Holdings European Warrants Feb 2018 F	0.472	436.0800	2018/02/02	30,000,000	2017/08/14
29143	UBS AG	Tencent Holdings European Put Warrants Feb 2018 E	0.294	310 per 100 units	2018/02/13	200,000,000	2017/08/14
29260	BNP Paribas Issuance B.V.	Greatwall Motor Eu Wt Mar 2018 A	0.650	13.80 per unit	2018/03/02	40,000,000	2017/08/15
29224	BNP Paribas Issuance B.V.	HKEX European Wts Mar 2018 B	0.830	278.0000	2018/03/02	30,000,000	2017/08/15
29212	BNP Paribas Issuance B.V.	Jiangxi Copper Eu Wt Oct 2018 A	0.250	16.0000	2018/10/03	80,000,000	2017/08/15
29213	BNP Paribas Issuance B.V.	Tencent Euro Wts May 2018 C	0.250	388 per 100 units	2018/05/03	80,000,000	2017/08/15
29214	BNP Paribas Issuance B.V.	Tencent Euro Wts Oct 2018 C	0.250	440 per 100 units	2018/10/03	80,000,000	2017/08/15
29334	Credit Suisse AG	CHALCO European Wts Feb 2018 B	0.340	7.38 per unit	2018/02/28	30,000,000	2017/08/15
29328	Credit Suisse AG	Country Garden European Warrants Feb 18 B	1.000	11.38 per unit	2018/02/14	15,000,000	2017/08/15
29340	Credit Suisse AG	CITIC Sec European Warrants Feb 2018 A	0.670	20.60 per unit	2018/02/28	15,000,000	2017/08/15
29327	Credit Suisse AG	China Mobile European Warrants Dec 2017 B	0.150	93.05 per units	2017/12/06	70,000,000	2017/08/15
29329	Credit Suisse AG	Jiangxi Copper European Wts Feb 2018 A	0.780	18.88 per unit	2018/02/28	20,000,000	2017/08/15
29350	Credit Suisse AG	Meitu European Warrants Jan 2018 A	0.250	15.9000	2018/01/29	70,000,000	2017/08/15
29349	Credit Suisse AG	Ping An European Warrants Jan 2018 H	0.160	70.9300	2018/01/24	100,000,000	2017/08/15
29344	Credit Suisse AG	Tencent Holdings European Wts Mar 2018 E	0.250	385.08 per 100 units	2018/03/29	150,000,000	2017/08/15
29300	Goldman Sachs SP (Asia)	CITIC European Warrants Mar 2018 A	0.250	14.08 per unit	2018/03/29	40,000,000	2017/08/15
29280	Goldman Sachs SP (Asia)	HKEX European Warrants Nov 2018 A	0.150	289.08 per 100 units	2018/11/28	150,000,000	2017/08/15
29293	Goldman Sachs SP (Asia)	HSBC European Warrants Jan 2018 E	0.267	81.8500	2018/01/26	80,000,000	2017/08/15
29279	Goldman Sachs SP (Asia)	Tencent European Wt Dec 2017 F	0.602	389.08 per units	2017/12/21	40,000,000	2017/08/15
29281	Goldman Sachs SP (Asia)	Tencent European Wt Jun 2018 B	0.170	384.03 per 100 units	2018/06/22	150,000,000	2017/08/15
29244	HK Bank	HKEX European Warrants Dec 2017 D	0.750	266.08 per units	2017/12/22	18,000,000	2017/08/15
29230	HK Bank	HSCEI European Put Warrants Mar 2018 C	0.160	10,948 per 5,000 units	2018/03/28	180,000,000	2017/08/15
29231	HK Bank	HSI European Warrants Apr 2018 B	0.160	30,138 per 6,500 units	2018/04/27	180,000,000	2017/08/15
29248	HK Bank	HSI European Put Warrants Feb 2018 E	0.250	27,388 per 8,500 units	2018/02/27	180,000,000	2017/08/15
29233	HK Bank	Tencent European Warrants Feb 2018 A	0.250	374.88 per 100 units	2018/02/28	180,000,000	2017/08/15
29236	HK Bank	Tencent European Put Warrants Feb 2018 B	0.200	310.68 per 100 units	2018/02/21	180,000,000	2017/08/15
29315	Haitong Int'l Sec	Tencent European Warrants Apr 2018 A	0.250	368.88 per 100 units	2018/04/04	100,000,000	2017/08/15
29316	Haitong Int'l Sec	Tencent European Warrants Jun 2018 C	0.267	380 per 100 units	2018/06/08	100,000,000	2017/08/15
29319	Haitong Int'l Sec	Tencent European Warrants Jun 2018 D	0.250	400 per 100 units	2018/06/29	100,000,000	2017/08/15
29321	Haitong Int'l Sec	Tencent European Put Warrants Feb 2018 A	0.187	300 per 100 units	2018/02/02	80,000,000	2017/08/15
29324	J P Morgan SP BV	China Shenhua European Wts Feb 2018 A	0.348	23.2300	2018/02/28	100,000,000	2017/08/15
29326	J P Morgan SP BV	Geely Auto European Put Warrants Feb 18 A	0.399	17.17 per unit	2018/02/28	60,000,000	2017/08/15
29323	J P Morgan SP BV	Kingsoft European Warrants May 2018 A	0.250	26.2600	2018/05/03	80,000,000	2017/08/15
29194	Macquarie Bank Ltd.	Geely Auto European Wts Apr 2018 A	0.276	21.8800	2018/04/04	37,000,000	2017/08/15
29202	Macquarie Bank Ltd.	HKEX European Warrants Mar 2018 C	1.929	238.8800	2018/03/02	6,500,000	2017/08/15

Newly listed derivative warrants (continued)

Code	Issuer	Name of issue	Issue prices (HK\$)	Strike level/ Subscription price (HK\$) per 10 units	Subscription/ exercise period	Unit issued on initial listing	Listing date
29272	Macquarie Bank Ltd.	Tencent European Warrants Mar 2018 F	0.440	499.8800	2018/03/02	23,000,000	2017/08/15
29273	Macquarie Bank Ltd.	Tencent European Warrants Mar 2018 G	0.450	315.88 per 100 units	2018/03/02	40,000,000	2017/08/15
29274	Macquarie Bank Ltd.	Tencent European Put Wts Mar 2018 H	0.345	320.88 per 100 units	2018/03/02	40,000,000	2017/08/15
29198	Macquarie Bank Ltd.	Travelsky Tech European Wts Jul 2018 A	0.252	28.8800	2018/07/20	40,000,000	2017/08/15
29255	SG Issuer	Geely Auto European Warrants Mar 2018 C	1.500	26.88 per unit	2018/03/05	8,000,000	2017/08/15
29258	SG Issuer	Geely Auto European Warrants Apr 2018 B	0.250	23.5000	2018/04/06	70,000,000	2017/08/15
29250	SG Issuer	HKEX European Warrants Feb 2018 C	0.640	288.8800	2018/02/05	20,000,000	2017/08/15
29301	SG Issuer	HSCEI European Put Warrants Mar 2018 A	0.150	11,000 per 5,000 units	2018/03/28	150,000,000	2017/08/15
29302	SG Issuer	HSI European Warrants Apr 2018 C	0.250	29,000 per 8,000 units	2018/04/27	150,000,000	2017/08/15
29303	SG Issuer	HSI European Warrants Apr 2018 D	0.150	30,000 per 6,500 units	2018/04/27	150,000,000	2017/08/15
29249	SG Issuer	HSI European Put Warrants Mar 2018 H	0.250	27,400 per 8,000 units	2018/03/28	150,000,000	2017/08/15
29206	SG Issuer	Tencent European Warrants Dec 2017 K	0.470	400.08 per units	2017/12/05	22,000,000	2017/08/15
29207	SG Issuer	Tencent European Warrants Jan 2018 D	0.470	421.0800	2018/01/04	22,000,000	2017/08/15
29308	SG Issuer	Tencent European Warrants Aug 2018 B	0.250	400 per 100 units	2018/08/03	200,000,000	2017/08/15
29251	SG Issuer	Tencent European Put Warrants Mar 2018 G	0.200	310.68 per 100 units	2018/03/05	200,000,000	2017/08/15
29277	UBS AG	Geely Auto European Warrants Mar 2018 A	0.250	25.2800	2018/03/08	40,000,000	2017/08/15
29276	UBS AG	Yanzhou Coal European Wts Feb 2018 A	0.772	9.60 per unit	2018/02/14	15,000,000	2017/08/15
29355	BOCI Asia Ltd.	CC Bank European Warrants Feb 2018 A	0.201	7.69 per unit	2018/02/23	100,000,000	2017/08/16
29365	BOCI Asia Ltd.	CKP European Warrants Feb 2018 A	0.285	78.0000	2018/02/27	50,000,000	2017/08/16
29369	BOCI Asia Ltd.	HKEX European Warrants Apr 2018 B	0.250	255 per 100 units	2018/04/16	200,000,000	2017/08/16
29370	BOCI Asia Ltd.	HKEX European Put Warrants Mar 2018 A	0.251	218.88 per 100 units	2018/03/28	100,000,000	2017/08/16
29371	BOCI Asia Ltd.	HSI European Warrants Feb 2018 A	0.169	28,900 per 6,000 units	2018/02/27	100,000,000	2017/08/16
29374	BOCI Asia Ltd.	HSI European Put Warrants Feb 2018 B	0.151	26,500 per 8,000 units	2018/02/27	100,000,000	2017/08/16
29357	BOCI Asia Ltd.	ICBC European Warrants Feb 2018 B	0.227	6.29 per unit	2018/02/21	100,000,000	2017/08/16
29359	BOCI Asia Ltd.	Tencent Holdings European Wts Feb 2018 B	0.250	370 per 100 units	2018/02/28	200,000,000	2017/08/16
29362	BOCI Asia Ltd.	Tencent Holdings European Wts Apr 2018 B	0.250	388.88 per 100 units	2018/04/09	200,000,000	2017/08/16
29364	BOCI Asia Ltd.	Tencent Holdings European Put Wts Feb 2018 C	0.219	310.68 per 100 units	2018/02/21	100,000,000	2017/08/16
29411	Credit Suisse AG	R&F Ppt European Warrants Jun 2018 A	0.250	19.8800	2018/06/04	40,000,000	2017/08/16
29408	Credit Suisse AG	Tencent Holdings European Wts Jun 2018 C	0.250	419.88 per 100 units	2018/06/29	150,000,000	2017/08/16
29409	Credit Suisse AG	Wharf European Warrants Feb 2018 A	0.400	95.8800	2018/02/28	25,000,000	2017/08/16
29429	Goldman Sachs SP (Asia)	Geely Auto European Wts Jan 2018 A	0.246	19.9900	2018/01/24	60,000,000	2017/08/16
29433	Goldman Sachs SP (Asia)	Geely Auto European Wts Feb 2018 A	0.181	22.9900	2018/02/21	60,000,000	2017/08/16
29438	Goldman Sachs SP (Asia)	Greatwall Motor Eur Wts Feb 2018 A	0.151	9.8900	2018/02/14	70,000,000	2017/08/16
29439	Goldman Sachs SP (Asia)	Tencent European Wt Nov 2017 M	0.359	400.0800	2017/11/27	40,000,000	2017/08/16
29442	Goldman Sachs SP (Asia)	Tencent European Wt Feb 2018 J	0.250	378.88 per 100 units	2018/02/28	150,000,000	2017/08/16
29406	HK Bank	AIA European Warrants Feb 2018 A	0.250	67.8800	2018/02/15	50,000,000	2017/08/16
29399	HK Bank	Geely Auto European Warrants Feb 2018 C	0.200	23.0300	2018/02/21	180,000,000	2017/08/16
29402	HK Bank	ICBC European Warrants Feb 2018 A	0.180	6.19 per unit	2018/02/02	80,000,000	2017/08/16
29445	J P Morgan SP BV	Geely Auto European Warrants Mar 2018 D	0.251	25.8800	2018/03/02	100,000,000	2017/08/16
29444	J P Morgan SP BV	IGG European Warrants Apr 2018 A	0.288	17.7700	2018/04/04	50,000,000	2017/08/16
29443	J P Morgan SP BV	Meitu European Warrants Feb 2018 A	0.281	16.2800	2018/02/15	50,000,000	2017/08/16
29446	J P Morgan SP BV	Tencent European Warrants Jun 2018 D	0.255	404.043 per 100 units	2018/06/29	200,000,000	2017/08/16
29448	J P Morgan SP BV	Tencent European Put Warrants Mar 2018 G	0.252	318.88 per 100 units	2018/03/02	200,000,000	2017/08/16

Newly listed derivative warrants (continued)

Code	Issuer	Name of issue	Issue prices (HK\$)	Strike level/ Subscription price (HK\$) per 10 units	Subscription/ exercise period	Unit issued on initial listing	Listing date
29449	J P Morgan SP BV	Yanzhou Coal European Warrants Sep 2019 A	0.251	9.2600	2019/09/30	100,000,000	2017/08/16
29381	Macquarie Bank Ltd.	China EB Int'l European Wts Dec 2018 A	0.257	13.8800	2018/12/18	39,000,000	2017/08/16
29375	Macquarie Bank Ltd.	CNBM European Warrants Mar 2018 B	0.359	6.88 per unit	2018/03/02	28,000,000	2017/08/16
29380	Macquarie Bank Ltd.	GCL-Poly Energy European Wts Apr 2019A	0.257	1.06 per unit	2019/04/02	39,000,000	2017/08/16
29427	Macquarie Bank Ltd.	R&F Ppt European Warrants May 2018 A	1.672	19.88 per unit	2018/05/04	6,000,000	2017/08/16
29426	Macquarie Bank Ltd.	Tencent European Warrants Jan 2019 B	0.590	688.8800	2019/01/03	17,000,000	2017/08/16
29425	Macquarie Bank Ltd.	Wharf European Warrants May 2018 A	0.359	88.8800	2018/05/03	28,000,000	2017/08/16
29390	SG Issuer	China Cinda European Warrants Apr 2018 A	0.250	4 per unit	2018/04/06	40,000,000	2017/08/16
29351	SG Issuer	CITIC Sec European Warrants Oct 2018 A	0.165	19.0200	2018/10/04	70,000,000	2017/08/16
29391	SG Issuer	HKEX European Warrants Jun 2018 C	0.150	261.08 per 100 units	2018/06/05	200,000,000	2017/08/16
29392	SG Issuer	Tencent European Warrants Feb 2018 F	0.730	436.0800	2018/02/05	20,000,000	2017/08/16
29421	UBS AG	CHALCO European Warrants Feb 2018 A	0.436	7.68 per unit	2018/02/27	30,000,000	2017/08/16
29413	UBS AG	Tencent Holdings European Warrants Mar 2018 B	0.250	385.08 per 100 units	2018/03/12	300,000,000	2017/08/16
29472	BNP Paribas Issurace B.V.	Wharf European Wts Apr 2018 A	0.330	88.0000	2018/04/04	40,000,000	2017/08/17
29493	Credit Suisse AG	CC Bank European Warrants Jan 2018 C	0.220	7.09 per unit	2018/01/31	70,000,000	2017/08/17
29492	Credit Suisse AG	HKEX European Warrants Dec 2017 D	0.700	248.1800	2017/12/29	80,000,000	2017/08/17
29503	Goldman Sachs SP (Asia)	China Mobile Euro Wts Feb 2018 B	0.250	96.8800	2018/02/20	50,000,000	2017/08/17
29501	Goldman Sachs SP (Asia)	HKEX European Warrants Dec 2017 D	0.568	248.2000	2017/12/22	30,000,000	2017/08/17
29460	HK Bank	CKP European Warrants Feb 2018 A	0.250	74.8800	2018/02/28	40,000,000	2017/08/17
29471	HK Bank	Geely Auto European Warrants Feb 2018 D	0.350	18.5800	2018/02/28	180,000,000	2017/08/17
29456	HK Bank	HKEX European Warrants Mar 2018 B	0.150	251.18 per 100 units	2018/03/22	180,000,000	2017/08/17
29506	Haitong Int'l Sec	Geely Auto European Warrants Feb 2018 D	0.270	22.8800	2018/02/20	100,000,000	2017/08/17
29520	Haitong Int'l Sec	ICBC European Warrants Feb 2018 B	0.190	6.188 per unit	2018/02/02	100,000,000	2017/08/17
29511	Haitong Int'l Sec	IGG European Warrants Mar 2018 A	0.275	17.8700	2018/03/29	100,000,000	2017/08/17
29519	Haitong Int'l Sec	Meitu European Warrants Feb 2018 A	0.280	16.4800	2018/02/20	100,000,000	2017/08/17
29515	Haitong Int'l Sec	Yanzhou Coal European Warrants Aug 2019A	0.250	8.8800	2019/08/30	100,000,000	2017/08/17
29500	J P Morgan SP BV	China Mob European Wts Feb 2018 B	0.252	108.8800	2018/02/28	100,000,000	2017/08/17
29504	J P Morgan SP BV	Huaneng Power European Wts Feb 2018 A	0.301	6 per unit	2018/02/28	60,000,000	2017/08/17
29450	Macquarie Bank Ltd.	Geely Auto European Wts Mar 2018 A	1.601	27 per unit	2018/03/02	7,000,000	2017/08/17
29485	Macquarie Bank Ltd.	Lenovo European Warrants Apr 2018 A	0.271	5.78 per unit	2018/04/04	37,000,000	2017/08/17
29479	Macquarie Bank Ltd.	SMIC European Warrants Mar 2020 A	0.250	9.4800	2020/03/17	40,000,000	2017/08/17
29451	SG Issuer	CHALCO European Warrants Feb 2018 B	0.820	6.29 per unit	2018/02/05	15,000,000	2017/08/17
29454	SG Issuer	Ch Mob European Warrants Mar 2018 A	0.250	96.8800	2018/03/05	80,000,000	2017/08/17
29474	SG Issuer	HKEX European Warrants Apr 2018 D	0.150	251.18 per 100 units	2018/04/06	200,000,000	2017/08/17
29475	SG Issuer	NewWorld Dev Eu Wt Mar 2018 A	0.500	11.68 per unit	2018/03/05	20,000,000	2017/08/17
29455	SG Issuer	SHK P European Warrants Jan 2018 A	0.290	136.1000	2018/01/04	35,000,000	2017/08/17
29478	SG Issuer	Yanzhou Coal Eu Wt Dec 2019 A	0.250	8.5000	2019/12/04	120,000,000	2017/08/17
29491	UBS AG	China Mobile European Warrants Feb 2018 B	0.250	98.8800	2018/02/20	100,000,000	2017/08/17
29489	UBS AG	Ch Molybdenum European Warrants Feb 2018 A	0.368	5.08 per unit	2018/02/27	30,000,000	2017/08/17
29487	UBS AG	HKEX European Warrants Mar 2018 A	0.188	220.20 per 100 units	2018/03/28	300,000,000	2017/08/17
29488	UBS AG	Sunny Optical European Warrants Aug 2018 A	0.250	118.80 per 100 units	2018/08/20	100,000,000	2017/08/17
29570	Credit Suisse AG	HKEX European Warrants Feb 2018 D	0.210	211.08 per 100 units	2018/02/05	150,000,000	2017/08/18
29571	Credit Suisse AG	IGG European Warrants Feb 2018 A	0.250	15.3800	2018/02/20	40,000,000	2017/08/18

Newly listed derivative warrants (continued)

Code	Issuer	Name of issue	Issue prices (HK\$)	Strike level/ Subscription price (HK\$) per 10 units	Subscription/ exercise period	Unit issued on initial listing	Listing date
29568	Credit Suisse AG	Sunny Optical European Warrants Sep 2018A	0.250	122.38 per 100 units	2018/09/28	100,000,000	2017/08/18
29567	Goldman Sachs SP (Asia)	China Life Euro Wts Jan 2018 B	0.150	24.9300	2018/01/26	80,000,000	2017/08/18
29566	Goldman Sachs SP (Asia)	HKEX European Warrants Feb 2018 B	0.150	239.20 per 100 units	2018/02/26	100,000,000	2017/08/18
29529	HK Bank	China Life European Warrants Dec 2017 A	0.150	24.2800	2017/12/22	80,000,000	2017/08/18
29526	HK Bank	HSI European Put Warrants Feb 2018 F	0.150	25,278 per 7,500 units	2018/02/27	150,000,000	2017/08/18
29535	HK Bank	HSI European Put Warrants Mar 2018 C	0.150	24,378 per 6,000 units	2018/03/28	150,000,000	2017/08/18
29532	HK Bank	Ping An European Warrants Dec 2017 C	0.180	62.3300	2017/12/22	80,000,000	2017/08/18
29534	HK Bank	Tencent European Put Warrants Mar 2018 B	0.150	280.68 per 100 units	2018/03/26	100,000,000	2017/08/18
29563	J P Morgan SP BV	CC Bank European Wts Dec 2017 C	0.313	6.58 per unit	2017/12/29	100,000,000	2017/08/18
29557	J P Morgan SP BV	HSCEI European Wts Feb 2018 A	0.251	10,600 per 4,000 units	2018/02/27	200,000,000	2017/08/18
29558	J P Morgan SP BV	HSCEI European Wts Apr 2018 A	0.154	11,650 per 4,000 units	2018/04/27	200,000,000	2017/08/18
29525	Macquarie Bank Ltd.	Anhui Conch European Wts May 2018 A	0.253	37.1800	2018/05/03	40,000,000	2017/08/18
29551	Macquarie Bank Ltd.	IGG European Warrants Feb 2018 A	0.304	15.7800	2018/02/20	33,000,000	2017/08/18
29541	SG Issuer	CKP European Warrants Feb 2018 A	0.335	74.9300	2018/02/05	30,000,000	2017/08/18
29547	SG Issuer	Ch Mob European Warrants Mar 2018 B	0.250	100.0000	2018/03/05	80,000,000	2017/08/18
29548	SG Issuer	Meitu European Warrants Mar 2018 A	0.250	18.8800	2018/03/05	50,000,000	2017/08/18
29549	SG Issuer	Tencent European Warrants Feb 2018 G	0.185	349.08 per 100 units	2018/02/05	200,000,000	2017/08/18
29554	UBS AG	Geely Auto European Warrants Mar 2018 B	0.250	21.0800	2018/03/19	80,000,000	2017/08/18
29538	UBS AG	HKEX European Warrants Dec 2017 F	0.152	212.20 per 100 units	2017/12/11	300,000,000	2017/08/18
29553	UBS AG	HSI European Warrants Jan 2018 D	0.164	27,600 per 6,500 units	2018/01/30	200,000,000	2017/08/18
29552	UBS AG	HSI European Put Warrants Feb 2018 E	0.162	26,000 per 8,000 units	2018/02/27	200,000,000	2017/08/18
29614	BOCI Asia Ltd.	CC Bank European Warrants Feb 2018 B	0.225	7.09 per unit	2018/02/05	100,000,000	2017/08/21
29616	BOCI Asia Ltd.	China Life European Warrants May 2018 A	0.251	24.9300	2018/05/28	200,000,000	2017/08/21
29612	BOCI Asia Ltd.	China Mobile European Warrants Mar 2018 A	0.198	97.0500	2018/03/26	200,000,000	2017/08/21
29600	BOCI Asia Ltd.	Geely Auto European Warrants May 2018 A	0.252	25.2800	2018/05/28	100,000,000	2017/08/21
29579	BOCI Asia Ltd.	HKEX European Warrants Mar 2018 B	0.151	235.20 per 100 units	2018/03/27	200,000,000	2017/08/21
29597	BOCI Asia Ltd.	HSBC European Warrants Jan 2018 F	0.222	81.8500	2018/01/31	200,000,000	2017/08/21
29575	BOCI Asia Ltd.	Tencent Holdings European Wts Feb 2018 D	0.246	343.63 per 100 units	2018/02/27	200,000,000	2017/08/21
29573	BNP Paribas Issuance B.V.	ZTE European Wts May 2018 B	0.250	22.0000	2018/05/03	40,000,000	2017/08/21
29633	Credit Suisse AG	SMIC European Warrants Jan 2019 A	0.250	7.3200	2019/01/31	40,000,000	2017/08/21
29634	Goldman Sachs SP (Asia)	Ping An European Wts Jan 2018 F	0.299	59.9300	2018/01/24	80,000,000	2017/08/21
29649	J P Morgan SP BV	China Mob European Wts Mar 2018 A	0.254	100.1000	2018/03/01	100,000,000	2017/08/21
29648	J P Morgan SP BV	HKEX European Warrants Mar 2018 B	0.153	238 per 100 units	2018/03/29	200,000,000	2017/08/21
29650	J P Morgan SP BV	Sh Petrochem European Warrants Dec 2017 A	0.168	5.88 per unit	2017/12/15	60,000,000	2017/08/21
29641	J P Morgan SP BV	Tencent European Warrants Apr 2018 E	0.251	373.73 per 100 units	2018/04/30	200,000,000	2017/08/21
29574	Macquarie Bank Ltd.	China Life European Wts Apr 2018 C	1.306	28 per unit	2018/04/04	8,000,000	2017/08/21
29572	Macquarie Bank Ltd.	A50 China European Warrants Mar 2018 A	0.360	14.58 per unit	2018/03/02	28,000,000	2017/08/21
29628	SG Issuer	HSCEI European Warrants Mar 2018 B	0.150	11,200 per 4,000 units	2018/03/28	150,000,000	2017/08/21
29676	BNP Paribas Issuance B.V.	China Cinda Eur Wts May 2018 A	0.250	3.75 per unit	2018/05/03	40,000,000	2017/08/22
29679	BNP Paribas Issuance B.V.	Sinopec Corp Eu Wts Apr 2018 A	0.260	6.20 per unit	2018/04/04	40,000,000	2017/08/22
29674	BNP Paribas Issuance B.V.	ICBC European Wts Apr 2018 B	0.250	6.08 per unit	2018/04/04	50,000,000	2017/08/22
29660	BNP Paribas Issuance B.V.	PetroCh Euro Wts Apr 2018 B	0.260	5.25 per unit	2018/04/04	40,000,000	2017/08/22
29654	BNP Paribas Issuance B.V.	Tencent Euro Wts Jul 2018 D	0.260	395 per 100 units	2018/07/04	80,000,000	2017/08/22

Newly listed derivative warrants (continued)

Code	Issuer	Name of issue	Issue prices (HK\$)	Strike level/ Subscription price (HK\$) per 10 units	Subscription/ exercise period	Unit issued on initial listing	Listing date
29757	Credit Suisse AG	China Life European Warrants Jan 2018 C	0.150	26.3300	2018/01/29	70,000,000	2017/08/22
29778	Credit Suisse AG	HKEX European Warrants Mar 2018 B	0.150	238.18 per 100 units	2018/03/29	150,000,000	2017/08/22
29782	Credit Suisse AG	Sunny Optical European Put Wts Jun18B	0.250	95.88 per 100 units	2018/06/29	100,000,000	2017/08/22
29783	Goldman Sachs SP (Asia)	ICBC European Warrants Feb 2018 C	0.150	6.41 per unit	2018/02/21	80,000,000	2017/08/22
29684	HK Bank	China Railway European Warrants Oct 2019 A	0.150	6.1900	2019/10/23	80,000,000	2017/08/22
29682	HK Bank	Haitong Sec European Warrants Aug 2018 A	0.150	15.3500	2018/08/28	80,000,000	2017/08/22
29681	HK Bank	Meitu European Warrants Feb 2018 A	0.250	16.3800	2018/02/28	80,000,000	2017/08/22
29680	HK Bank	Sunny Optical European Warrants Jun 2018 B	0.250	122.88 per 100 units	2018/06/29	150,000,000	2017/08/22
29786	J P Morgan SP BV	Kingdee Intl European Warrants Jan 2018 A	0.202	3.88 per unit	2018/01/09	50,000,000	2017/08/22
29653	Macquarie Bank Ltd.	Galaxy Ent European Wts Mar 2018 B	0.250	56.8800	2018/03/02	40,000,000	2017/08/22
29708	Macquarie Bank Ltd.	HKEX European Warrants Apr 2018 C	0.250	220.88 per 100 units	2018/04/04	70,000,000	2017/08/22
29709	Macquarie Bank Ltd.	HKEX European Warrants Apr 2018 D	0.766	250.8800	2018/04/04	13,500,000	2017/08/22
29710	Macquarie Bank Ltd.	HKEX European Warrants Oct 2018 A	0.250	245 per 100 units	2018/10/04	70,000,000	2017/08/22
29706	Macquarie Bank Ltd.	Kingsoft European Put Warrants Jun18A	0.271	18.8800	2018/06/04	37,000,000	2017/08/22
29705	Macquarie Bank Ltd.	Lenovo European Put Warrants Jun 2018A	0.400	4.18 per unit	2018/06/04	25,000,000	2017/08/22
29696	SG Issuer	HSCEI European Warrants Dec 2018 A	0.250	12,000 per 4,000 units	2018/12/28	150,000,000	2017/08/22
29693	SG Issuer	HSCEI European Put Warrants Jun 2018 A	0.190	10,200 per 4,000 units	2018/06/28	150,000,000	2017/08/22
29701	SG Issuer	HSI European Warrants May 2018 B	0.250	28,200 per 8,000 units	2018/05/30	150,000,000	2017/08/22
29703	SG Issuer	HSI European Warrants Nov 2018 A	0.250	30,000 per 8,000 units	2018/11/29	150,000,000	2017/08/22
29697	SG Issuer	HSI European Put Warrants Apr 2018 E	0.250	26,200 per 8,000 units	2018/04/27	150,000,000	2017/08/22
29714	SG Issuer	Ping An European Warrants Apr 2018 A	0.500	60.0000	2018/04/06	100,000,000	2017/08/22
29718	SG Issuer	Ping An European Warrants May 2018 A	0.310	67.5000	2018/05/04	100,000,000	2017/08/22
29720	SG Issuer	Ping An European Put Warrants Jun 2018 A	0.190	47.3500	2018/06/05	100,000,000	2017/08/22
29725	SG Issuer	Tencent European Warrants Mar 2018 H	0.180	375 per 100 units	2018/03/05	200,000,000	2017/08/22
29726	SG Issuer	Tencent European Warrants Apr 2018 G	0.245	360 per 100 units	2018/04/06	200,000,000	2017/08/22
29749	SG Issuer	Tencent European Warrants May 2018 B	0.330	339 per 100 units	2018/05/04	200,000,000	2017/08/22
29736	SG Issuer	Tencent European Put Warrants Apr 2018 H	0.250	300 per 100 units	2018/04/06	200,000,000	2017/08/22
29751	UBS AG	CC Bank European Put Warrants Jan 2018 B	0.163	6.05 per unit	2018/01/24	70,000,000	2017/08/22
29756	UBS AG	ICBC European Warrants Feb 2018 B	0.226	6.19 per unit	2018/02/02	70,000,000	2017/08/22
29750	UBS AG	Sunny Optical European Warrants Jul 2018 A	0.250	128.80 per 100 units	2018/07/09	100,000,000	2017/08/22
29879	BNP Paribas Issuance B.V.	Ch Mobile Euro Wts Feb 2018 A	0.290	92.9000	2018/02/02	40,000,000	2017/08/23
29883	BNP Paribas Issuance B.V.	Sunny Optical Eu Wt Aug 2018 A	0.250	135 per 100 units	2018/08/02	100,000,000	2017/08/23
29867	Credit Suisse AG	Tencent Holdings European Wts Feb 2018 I	0.162	379.08 per 100 units	2018/02/28	150,000,000	2017/08/23
29890	Goldman Sachs SP (Asia)	HKEX European Warrants Mar 2018 C	0.150	251.18 per 100 units	2018/03/22	150,000,000	2017/08/23
29787	Macquarie Bank Ltd.	Anta Sports European Wts May 2018 A	0.334	38.8800	2018/05/11	30,000,000	2017/08/23
29861	Macquarie Bank Ltd.	HKEX European Warrants May 2018 A	0.250	215 per 100 units	2018/05/02	50,000,000	2017/08/23
29862	Macquarie Bank Ltd.	HKEX European Warrants May 2018 B	1.044	265.0000	2018/05/02	10,000,000	2017/08/23
29860	Macquarie Bank Ltd.	HKEX European Warrants Jul 2018 B	0.250	230 per 100 units	2018/07/04	50,000,000	2017/08/23
29857	Macquarie Bank Ltd.	PetroChina European Wts Apr 2018 B	0.418	4.98 per unit	2018/04/04	24,000,000	2017/08/23
29858	Macquarie Bank Ltd.	Tencent European Put Wts Apr 2018 C	2.903	300.8800	2018/04/04	10,000,000	2017/08/23
29820	SG Issuer	AIA European Warrants Apr 2018 A	0.260	67.0000	2018/04/06	80,000,000	2017/08/23
29822	SG Issuer	AIA European Put Warrants Jun 2018 A	0.250	52.0000	2018/06/05	80,000,000	2017/08/23
29826	SG Issuer	CKH European Warrants Apr 2018 A	0.405	110.0000	2018/04/06	40,000,000	2017/08/23

Newly listed derivative warrants (continued)

Code	Issuer	Name of issue	Issue prices (HK\$)	Strike level/ Subscription price (HK\$) per 10 units	Subscription/ exercise period	Unit issued on initial listing	Listing date
29788	SG Issuer	China Life European Warrants Apr 2018 B	1.670	25 per unit	2018/04/06	15,000,000	2017/08/23
29789	SG Issuer	China Life European Put Warrants May 2018 B	0.810	20 per unit	2018/05/04	15,000,000	2017/08/23
29802	SG Issuer	Geely Auto European Warrants May 2018 C	0.395	18.9000	2018/05/04	60,000,000	2017/08/23
29794	SG Issuer	Geely Auto European Put Warrants Apr 2018 C	0.300	18.0000	2018/04/06	40,000,000	2017/08/23
29806	SG Issuer	Geely Auto European Put Warrants May 2018 D	0.250	16.5000	2018/05/04	40,000,000	2017/08/23
29827	SG Issuer	Galaxy Ent European Warrants Mar 2018 A	0.245	57.6000	2018/03/05	80,000,000	2017/08/23
29838	SG Issuer	Galaxy Ent European Warrants May 2018 A	0.395	54.0000	2018/05/04	80,000,000	2017/08/23
29841	SG Issuer	Galaxy Ent European Warrants Jun 2018 A	0.275	62.0000	2018/06/05	80,000,000	2017/08/23
29828	SG Issuer	Galaxy Ent European Put Warrants Apr 2018 A	0.255	40.0000	2018/04/06	80,000,000	2017/08/23
29808	SG Issuer	HSBC European Warrants May 2018 B	0.255	81.0000	2018/05/04	100,000,000	2017/08/23
29816	SG Issuer	HSBC European Warrants Jul 2018 B	0.485	75.0000	2018/07/05	100,000,000	2017/08/23
29814	SG Issuer	HSBC European Put Warrants May 2018 C	0.250	65.0000	2018/05/04	60,000,000	2017/08/23
29843	SG Issuer	Petch European Warrants Apr 2018 A	0.265	5.28 per unit	2018/04/06	60,000,000	2017/08/23
29844	SG Issuer	Petch European Warrants May 2018 A	0.185	5.78 per unit	2018/05/04	60,000,000	2017/08/23
29934	BOCI Asia Ltd.	Sunny Optical European Warrants Aug 2018 A	0.250	138 per 100 units	2018/08/31	100,000,000	2017/08/24
29930	BOCI Asia Ltd.	Tencent Holdings European Wts Feb 2018 E	0.698	436.0800	2018/02/02	50,000,000	2017/08/24
29928	BOCI Asia Ltd.	Tencent Holdings European Wts Apr 2018 C	0.250	408 per 100 units	2018/04/30	200,000,000	2017/08/24
29929	BOCI Asia Ltd.	Tencent Holdings European Wts Jun 2018 B	0.210	420.08 per 100 units	2018/06/22	200,000,000	2017/08/24
29931	BOCI Asia Ltd.	Tencent Holdings European Put Wts Mar 2018D	0.265	320 per 100 units	2018/03/22	100,000,000	2017/08/24
29980	Credit Suisse AG	China Mobile European Warrants Feb 2018 B	0.250	98.9300	2018/02/20	70,000,000	2017/08/24
29981	Credit Suisse AG	HSBC European Wts Jan 2018 G	0.250	75.0500	2018/01/31	100,000,000	2017/08/24
29978	Credit Suisse AG	Tencent Holdings European Wts Mar 2018 G	0.250	391.08 per 100 units	2018/03/29	150,000,000	2017/08/24
29976	Credit Suisse AG	Tencent Holdings Euro Put Wts Mar 2018 F	0.300	329.98 per 100 units	2018/03/29	200,000,000	2017/08/24
29982	Credit Suisse AG	Techtronic European Warrants Feb 2018 A	0.250	47.8800	2018/02/23	40,000,000	2017/08/24
29990	Goldman Sachs SP (Asia)	China Life Euro Wts Mar 2018 C	0.150	27.0500	2018/03/26	80,000,000	2017/08/24
29989	Goldman Sachs SP (Asia)	Tencent European Wt Dec 2017 G	0.413	421.0800	2017/12/22	30,000,000	2017/08/24
29988	Goldman Sachs SP (Asia)	Tencent European Wt Mar 2018 B	0.150	389.08 per 100 units	2018/03/28	200,000,000	2017/08/24
29913	Haitong Int'l Sec	BYD Electronic European Warrants Feb 18A	0.250	24.3280	2018/02/02	50,000,000	2017/08/24
29915	Haitong Int'l Sec	BYD Electronic European Warrants Jun 18A	0.304	28.0000	2018/06/28	50,000,000	2017/08/24
29905	Haitong Int'l Sec	China Huarong European Warrants Feb 18 A	0.250	3.98 per unit	2018/02/28	40,000,000	2017/08/24
29911	Haitong Int'l Sec	China Life European Warrants Sep 2018 A	0.259	26.0000	2018/09/28	100,000,000	2017/08/24
29917	Haitong Int'l Sec	Gome European Warrants Nov 2018 A	0.250	0.99 per unit	2018/11/28	100,000,000	2017/08/24
29899	Haitong Int'l Sec	R&F Ppt European Warrants May 2018 A	0.190	19.9000	2018/05/29	60,000,000	2017/08/24
29909	Haitong Int'l Sec	Meitu European Warrants Feb 2018 B	0.291	14.8800	2018/02/28	100,000,000	2017/08/24
29896	Haitong Int'l Sec	Ping An European Warrants Mar 2018 C	0.257	66.8800	2018/03/28	80,000,000	2017/08/24
29908	Haitong Int'l Sec	ZTE European Warrants Apr 2018 A	0.165	26.0500	2018/04/26	100,000,000	2017/08/24
29975	J P Morgan SP BV	CAM CSI300 European Warrants Jun 2018 A	0.151	50.0000	2018/06/29	100,000,000	2017/08/24
29966	J P Morgan SP BV	CC Bank European Put Wts Jan 2018 B	0.203	6.06 per unit	2018/01/31	100,000,000	2017/08/24
29967	J P Morgan SP BV	Cathay Pacific European Wts Feb 2019 A	0.167	12.8800	2019/02/27	60,000,000	2017/08/24
29965	J P Morgan SP BV	HKEX European Warrants Jun 2018 C	0.152	260.50 per 100 units	2018/06/29	200,000,000	2017/08/24
29968	J P Morgan SP BV	HS H-SHARE European Warrants Feb 2018 A	0.153	122.8800	2018/02/01	100,000,000	2017/08/24
29962	J P Morgan SP BV	Tencent European Warrants Jan 2018 E	0.413	421.0000	2018/01/02	100,000,000	2017/08/24
29958	J P Morgan SP BV	Tencent European Warrants Feb 2018 E	0.175	358.40 per 100 units	2018/02/09	200,000,000	2017/08/24

Newly listed derivative warrants (continued)

Code	Issuer	Name of issue	Issue prices (HK\$)	Strike level/ Subscription price (HK\$) per 10 units	Subscription/ exercise period	Unit issued on initial listing	Listing date
29961	J P Morgan SP BV	Tencent European Warrants Mar 2018 H	0.155	385.20 per 100 units	2018/03/05	200,000,000	2017/08/24
29971	J P Morgan SP BV	WH Group European Warrants Feb 2018 A	0.624	9.99 per unit	2018/02/28	60,000,000	2017/08/24
29937	Macquarie Bank Ltd.	AIA European Warrants Apr 2018 A	0.323	66.6600	2018/04/04	31,000,000	2017/08/24
29936	Macquarie Bank Ltd.	China Railway European Wts Apr 2018 A	0.672	6.68 per unit	2018/04/04	15,000,000	2017/08/24
29942	SG Issuer	CCB European Warrants Mar 2018 A	0.190	7.68 per unit	2018/03/05	60,000,000	2017/08/24
29949	SG Issuer	Minsheng Bank European Warrants Jun 2018 A	0.350	9.40 per unit	2018/06/05	30,000,000	2017/08/24
29950	SG Issuer	CNOOC European Warrants Apr 2018 A	0.250	9.88 per unit	2018/04/06	40,000,000	2017/08/24
29951	SG Issuer	ICBC European Warrants Mar 2018 A	0.180	6.40 per unit	2018/03/05	60,000,000	2017/08/24
29953	SG Issuer	Lenovo European Warrants Jun 2018 A	0.250	5.80 per unit	2018/06/05	40,000,000	2017/08/24
29954	SG Issuer	MTRC European Warrants Jul 2018 A	0.250	55.0000	2018/07/05	40,000,000	2017/08/24
29918	SG Issuer	Tencent European Warrants Mar 2018 I	1.460	386.0000	2018/03/05	20,000,000	2017/08/24
29919	SG Issuer	Tencent European Warrants Mar 2018 J	0.520	468.0000	2018/03/05	20,000,000	2017/08/24
29925	SG Issuer	Tencent European Warrants Jul 2018 B	0.200	404.20 per 100 units	2018/07/05	200,000,000	2017/08/24
29926	SG Issuer	Tencent European Warrants Jul 2018 C	0.170	420 per 100 units	2018/07/05	200,000,000	2017/08/24
29956	SG Issuer	Tencent European Warrants Sep 2018 B	0.250	444 per 100 units	2018/09/05	200,000,000	2017/08/24
29923	SG Issuer	Tencent European Put Warrants May 2018 C	0.250	300 per 100 units	2018/05/04	200,000,000	2017/08/24
29984	UBS AG	Datang Power European Warrants Apr 2018 A	0.681	3.18 per unit	2018/04/16	15,000,000	2017/08/24
29985	UBS AG	Li Ning European Warrants Mar 2019 A	0.202	6.8900	2019/03/22	50,000,000	2017/08/24
29983	UBS AG	Swire Pacific A European Warrants Oct 2018 A	0.668	89.8800	2018/10/29	15,000,000	2017/08/24
29987	UBS AG	WH Group European Warrants Feb 2018 A	0.885	10.08 per unit	2018/02/27	15,000,000	2017/08/24
11029	BOCI Asia Ltd.	China Life European Warrants Mar 2018 A	0.150	27.0500	2018/03/26	100,000,000	2017/08/25
11022	BOCI Asia Ltd.	Lenovo European Warrants Jan 2018 A	0.159	5.19 per unit	2018/01/29	100,000,000	2017/08/25
11026	BOCI Asia Ltd.	Ping An European Warrants Feb 2018 A	0.303	66.0500	2018/02/26	100,000,000	2017/08/25
11028	BOCI Asia Ltd.	Ping An European Warrants Mar 2018 A	0.200	71.7600	2018/03/23	100,000,000	2017/08/25
11091	Credit Suisse AG	Lenovo European Warrants Jan 2018 B	0.150	5.19 per unit	2018/01/30	70,000,000	2017/08/25
11090	Credit Suisse AG	Tencent Holdings European Wts Dec 2017 I	0.500	421.0800	2017/12/27	40,000,000	2017/08/25
11077	Goldman Sachs SP (Asia)	CC Bank European Wts Jan 2018 C	0.258	6.81 per unit	2018/01/26	80,000,000	2017/08/25
11079	Goldman Sachs SP (Asia)	HKEX European Warrants Mar 2018 D	0.150	220.20 per 100 units	2018/03/27	120,000,000	2017/08/25
11073	Goldman Sachs SP (Asia)	Ping An European Wts Jan 2018 G	0.261	63.4200	2018/01/16	80,000,000	2017/08/25
11083	Goldman Sachs SP (Asia)	Tencent European Put Wt Feb 2018 K	0.249	320.68 per 100 units	2018/02/23	100,000,000	2017/08/25
11143	Haitong Int'l Sec	Anta Sports European Warrants Jun 2018 A	0.307	38.8800	2018/06/29	40,000,000	2017/08/25
11136	Haitong Int'l Sec	CKP European Warrants Dec 2017 A	0.215	72.9280	2017/12/21	50,000,000	2017/08/25
11142	Haitong Int'l Sec	CKP European Warrants Mar 2018 A	0.502	68.8800	2018/03/29	50,000,000	2017/08/25
11132	Haitong Int'l Sec	China Mobile European Wts Feb 2018 A	0.150	96.8800	2018/02/12	100,000,000	2017/08/25
11131	Haitong Int'l Sec	China Mobile European Wts May 2018 A	0.258	100.0000	2018/05/31	100,000,000	2017/08/25
11122	Haitong Int'l Sec	HKEX European Warrants Mar 2018 A	0.150	238.18 per 100 units	2018/03/29	100,000,000	2017/08/25
11120	Haitong Int'l Sec	HKEX European Warrants Jun 2018 A	0.150	243.928 per 100 units	2018/06/15	100,000,000	2017/08/25
11101	Haitong Int'l Sec	HSBC European Warrants Mar 2018 A	0.150	89.8800	2018/03/29	100,000,000	2017/08/25
11123	Haitong Int'l Sec	Huaneng European Warrants Jan 2018 A	0.180	6.26 per unit	2018/01/30	100,000,000	2017/08/25
11114	Haitong Int'l Sec	Kingdee Int'l European Warrants Mar 18 A	0.560	3.38 per unit	2018/03/02	50,000,000	2017/08/25
11146	Haitong Int'l Sec	Sunny Optical European Put Wts Apr18A	0.186	92.838 per 100 units	2018/04/24	80,000,000	2017/08/25
11095	J P Morgan SP BV	BYD European Warrants Mar 2018 B	0.380	55.5500	2018/03/01	60,000,000	2017/08/25
11092	J P Morgan SP BV	CM Bank European Warrants Mar 2018 A	0.150	28.8800	2018/03/12	80,000,000	2017/08/25

Newly listed derivative warrants (continued)

Code	Issuer	Name of issue	Issue prices (HK\$)	Strike level/ Subscription price (HK\$) per 10 units	Subscription/ exercise period	Unit issued on initial listing	Listing date
11020	Macquarie Bank Ltd.	BOCL European Warrants Jul 2018 A	0.250	4.29 per unit	2018/07/04	40,000,000	2017/08/25
11056	Macquarie Bank Ltd.	CSOP A50 ETF European Put Wts Mar18A	0.257	10.88 per unit	2018/03/02	39,000,000	2017/08/25
11058	Macquarie Bank Ltd.	Sands China European Wts Mar 2018 A	0.354	35.0800	2018/03/02	28,500,000	2017/08/25
11061	Macquarie Bank Ltd.	Sands China European Wts Apr 2018 A	1.150	46.08 per unit	2018/04/04	8,700,000	2017/08/25
11070	Macquarie Bank Ltd.	Goldwind European Warrants Dec 2018 A	0.250	9.8800	2018/12/18	40,000,000	2017/08/25
29993	SG Issuer	BOCom European Warrants Jun 2018 A	0.265	6.80 per unit	2018/06/05	40,000,000	2017/08/25
29997	SG Issuer	China EB Ltd European Warrants Sep 2018 A	0.250	19.5000	2018/09/05	50,000,000	2017/08/25
11005	SG Issuer	CITIC European Warrants Apr 2018 A	0.780	12.80 per unit	2018/04/06	15,000,000	2017/08/25
11002	SG Issuer	China Railway European Warrants Apr 2018 A	0.500	6.60 per unit	2018/04/06	20,000,000	2017/08/25
11004	SG Issuer	China Railway European Warrants Nov 2019 A	0.150	6.1900	2019/11/05	100,000,000	2017/08/25
29998	SG Issuer	CRCC European Warrants Jan 2019 A	0.150	12.0200	2019/01/04	100,000,000	2017/08/25
10472	SG Issuer	Nikkei 225 European Warrants Mar 2018 A	0.250	19,000 per 460 units	2018/03/09	100,000,000	2017/08/25
10474	SG Issuer	Nikkei 225 European Warrants Jun 2018 A	0.250	18,000 per 660 units	2018/06/08	100,000,000	2017/08/25
10475	SG Issuer	Nikkei 225 European Warrants Jun 2018 B	0.250	20,000 per 420 units	2018/06/08	100,000,000	2017/08/25
10477	SG Issuer	Nikkei 225 European Warrants Sep 2018 A	0.250	21,000 per 400 units	2018/09/14	100,000,000	2017/08/25
10479	SG Issuer	Nikkei 225 European Warrants Dec 2018 A	0.250	22,000 per 380 units	2018/12/14	100,000,000	2017/08/25
10473	SG Issuer	Nikkei 225 European Put Warrants Mar 2018 B	0.250	20,000 per 550 units	2018/03/09	100,000,000	2017/08/25
10476	SG Issuer	Nikkei 225 European Put Warrants Jun 2018 C	0.250	19,000 per 500 units	2018/06/08	100,000,000	2017/08/25
10478	SG Issuer	Nikkei 225 European Put Warrants Sep 2018 B	0.250	18,000 per 420 units	2018/09/14	100,000,000	2017/08/25
10480	SG Issuer	Nikkei 225 European Put Warrants Dec 2018 B	0.250	17,000 per 400 units	2018/12/14	100,000,000	2017/08/25
11008	SG Issuer	PSBC European Warrants Apr 2018 A	0.295	5 per unit	2018/04/06	40,000,000	2017/08/25
11012	SG Issuer	SJM Hold Eu Wt Jun 2018 A	0.790	7.80 per unit	2018/06/05	15,000,000	2017/08/25
11018	SG Issuer	WH Group European Warrants Apr 2018 A	1.140	9.20 per unit	2018/04/06	20,000,000	2017/08/25
11019	SG Issuer	WH Group European Warrants Jan 2019 A	0.250	7.3200	2019/01/04	100,000,000	2017/08/25
11040	UBS AG	Ping An European Warrants Jan 2018 G	0.151	74.2300	2018/01/30	100,000,000	2017/08/25
11053	UBS AG	Ping An European Put Warrants Feb 2018 A	0.487	58.1300	2018/02/21	100,000,000	2017/08/25
11164	BNP Paribas Issuance B.V.	Tencent Euro Wts Mar 2018 C	0.180	375 per 100 units	2018/03/02	80,000,000	2017/08/28
11149	BNP Paribas Issuance B.V.	Tencent Euro Wts Aug 2018 D	0.250	410 per 100 units	2018/08/02	80,000,000	2017/08/28
11288	Goldman Sachs SP (Asia)	HSBC European Warrants Jan 2018 F	0.257	75.0500	2018/01/26	80,000,000	2017/08/28
11302	Goldman Sachs SP (Asia)	Lenovo European Wts Feb 2018 A	0.250	4.78 per unit	2018/02/28	40,000,000	2017/08/28
11258	Goldman Sachs SP (Asia)	Tencent European Wt Dec 2017 H	1.131	361.0800	2017/12/22	40,000,000	2017/08/28
11332	Haitong Int'l Sec	BOC HK European Warrants Jan 2018 A	0.188	38.9280	2018/01/08	68,000,000	2017/08/28
11341	Haitong Int'l Sec	Greentown China European Wts Oct 2018A	0.253	11.6800	2018/10/31	100,000,000	2017/08/28
11333	Haitong Int'l Sec	Logan PPT European Warrants Mar 2019 A	0.252	8.2800	2019/03/29	100,000,000	2017/08/28
11328	Haitong Int'l Sec	Maanshan Iron European Warrants Mar 18 A	0.460	4.88 per unit	2018/03/29	30,000,000	2017/08/28
11331	Haitong Int'l Sec	Tencent European Warrants Feb 2018 B	0.185	359.48 per 100 units	2018/02/28	100,000,000	2017/08/28
11308	J P Morgan SP BV	Minsheng Bank European Wts Mar 2018 A	0.307	8.38 per unit	2018/03/01	60,000,000	2017/08/28
11312	J P Morgan SP BV	Sinopec Corp European Warrants Mar 2018 A	0.253	6.10 per unit	2018/03/01	100,000,000	2017/08/28
11315	J P Morgan SP BV	Henderson Land Dev European Wt Apr 2018 A	0.253	54.5400	2018/04/03	60,000,000	2017/08/28
11320	J P Morgan SP BV	Lenovo European Warrants Mar 2018 A	0.252	4.80 per unit	2018/03/01	100,000,000	2017/08/28
11168	Macquarie Bank Ltd.	CNOOC European Warrants Mar 2018 C	0.251	10.68 per unit	2018/03/02	40,000,000	2017/08/28
11199	Macquarie Bank Ltd.	Digital China European Wts Jul 2018 A	1.113	5.28 per unit	2018/07/17	9,000,000	2017/08/28
11195	Macquarie Bank Ltd.	Tencent European Warrants Apr 2018 D	0.390	330 per 100 units	2018/04/04	40,000,000	2017/08/28

Newly listed derivative warrants (continued)

Code	Issuer	Name of issue	Issue prices (HK\$)	Strike level/ Subscription price (HK\$) per 10 units	Subscription/ exercise period	Unit issued on initial listing	Listing date
11198	Macquarie Bank Ltd.	Tencent European Put Wts Apr 2018 E	0.390	330 per 100 units	2018/04/04	40,000,000	2017/08/28
11220	SG Issuer	CNOOC European Warrants Mar 2018 A	0.290	10.50 per unit	2018/03/05	35,000,000	2017/08/28
11201	SG Issuer	ChiUnicom European Warrants Feb 2018 B	1.120	13.20 per unit	2018/02/05	10,000,000	2017/08/28
11204	SG Issuer	ChiUnicom European Warrants Mar 2018 A	0.670	15.28 per unit	2018/03/05	15,000,000	2017/08/28
11230	SG Issuer	Ping An European Warrants Feb 2018 F	0.240	68.0500	2018/02/05	100,000,000	2017/08/28
11232	SG Issuer	Ping An European Warrants Mar 2018 B	0.250	72.0000	2018/03/05	100,000,000	2017/08/28
11235	UBS AG	China Unicom European Warrants Feb 2018 A	0.622	15.38 per unit	2018/02/27	25,000,000	2017/08/28
11236	UBS AG	Galaxy Ent European Warrants Dec 2017 C	0.289	50.0500	2017/12/21	70,000,000	2017/08/28
11365	BOCI Asia Ltd.	CNOOC European Warrants Jan 2018 A	0.251	9.81 per unit	2018/01/19	80,000,000	2017/08/29
11361	BOCI Asia Ltd.	China Unicom European Warrants Mar 2018 A	0.793	14.88 per unit	2018/03/28	60,000,000	2017/08/29
11356	BOCI Asia Ltd.	China Unicom European Warrants Dec 2018 A	0.250	12.8800	2018/12/28	100,000,000	2017/08/29
11373	BOCI Asia Ltd.	Galaxy Ent European Warrants Jan 2018 A	0.260	51.9300	2018/01/26	100,000,000	2017/08/29
11369	BOCI Asia Ltd.	Sands China European Warrants Jan 2018 A	0.160	38.9300	2018/01/29	100,000,000	2017/08/29
11403	BNP Paribas Issuance B.V.	CSOP A50 ETF Eu Wts Mar 2018 B	0.360	14.68 per unit	2018/03/02	30,000,000	2017/08/29
11413	BNP Paribas Issuance B.V.	Galaxy Ent Euro Wts Mar 2018 A	0.250	56.8000	2018/03/02	40,000,000	2017/08/29
11407	BNP Paribas Issuance B.V.	ICBC European Wts Oct 2018 B	0.250	6.50 per unit	2018/10/03	50,000,000	2017/08/29
10481	BNP Paribas Issuance B.V.	USD/CNH European Put Wts Jun 18 A	0.250	6.65 per 1 units	2018/06/22	50,000,000	2017/08/29
11480	Credit Suisse AG	BBMG European Warrants Feb 2018 A	0.670	5.18 per unit	2018/02/28	15,000,000	2017/08/29
11501	Credit Suisse AG	BYD Electronic European Warrants Feb 18 B	0.250	27.8800	2018/02/28	40,000,000	2017/08/29
11470	Credit Suisse AG	CNOOC European Warrants Dec 2017 A	0.200	10.52 per unit	2017/12/29	50,000,000	2017/08/29
11475	Credit Suisse AG	Sinopec Corp European Warrants Feb 2018 A	0.250	6.30 per unit	2018/02/28	40,000,000	2017/08/29
11467	Credit Suisse AG	Lenovo European Warrants Feb 2018 A	0.270	4.58 per unit	2018/02/28	40,000,000	2017/08/29
11495	Credit Suisse AG	Ping An European Warrants Feb 2018 B	0.250	79.1800	2018/02/28	100,000,000	2017/08/29
11478	Credit Suisse AG	Tencent Holdings European Wts Feb 2018 J	0.220	349.08 per 100 units	2018/02/05	150,000,000	2017/08/29
11510	Goldman Sachs SP (Asia)	CAM CSI300 European Wts Mar 2018 A	0.250	45.0000	2018/03/01	80,000,000	2017/08/29
11514	Goldman Sachs SP (Asia)	CNOOC European Warrants Dec 2017 C	0.150	10.30 per unit	2017/12/01	80,000,000	2017/08/29
11524	Goldman Sachs SP (Asia)	CNOOC European Warrants Jan 2018 A	0.186	9.81 per unit	2018/01/19	80,000,000	2017/08/29
11539	Goldman Sachs SP (Asia)	HKEX European Warrants Feb 2018 C	0.150	211.08 per 100 units	2018/02/05	150,000,000	2017/08/29
11545	Goldman Sachs SP (Asia)	Ping An European Wts Jan 2018 H	0.247	68.0500	2018/01/24	80,000,000	2017/08/29
11598	J P Morgan SP BV	BankComm European Warrants Mar 2018 A	0.257	6.36 per unit	2018/03/01	60,000,000	2017/08/29
11560	J P Morgan SP BV	Ping An European Warrants Mar 2018 B	0.252	77.7700	2018/03/02	100,000,000	2017/08/29
11595	J P Morgan SP BV	Ping An European Put Warrants Mar 2018 C	0.294	59.5900	2018/03/01	100,000,000	2017/08/29
11615	J P Morgan SP BV	Want Want Ch European Warrants Jan 2018 A	0.200	6.38 per unit	2018/01/02	50,000,000	2017/08/29
11423	Macquarie Bank Ltd.	CSOP A50 ETF European Wts Mar 2018 B	0.363	16.20 per unit	2018/03/02	28,000,000	2017/08/29
11377	Macquarie Bank Ltd.	China Unicom European Wts Feb 2018 A	0.811	13.78 per unit	2018/02/02	13,000,000	2017/08/29
11426	Macquarie Bank Ltd.	HSBC European Warrants Mar 2018 C	0.589	97.50 per unit	2018/03/02	17,000,000	2017/08/29
11434	Macquarie Bank Ltd.	HSBC European Warrants Jun 2018 B	0.557	75.8800	2018/06/04	18,000,000	2017/08/29
11440	Macquarie Bank Ltd.	Ping An European Warrants Jul 2018 C	0.503	108.88 per unit	2018/07/04	20,000,000	2017/08/29
11442	Macquarie Bank Ltd.	Ping An European Warrants Jul 2018 D	0.500	68.8800	2018/07/04	40,000,000	2017/08/29
11446	Macquarie Bank Ltd.	Ping An European Put Warrants Aug 18 A	0.382	51.8800	2018/08/02	40,000,000	2017/08/29
11453	SG Issuer	KECL European Warrants Mar 2018 A	0.670	7.88 per unit	2018/03/05	15,000,000	2017/08/29
11448	SG Issuer	Kingsoft European Warrants Feb 2018 A	0.175	22.9300	2018/02/05	58,000,000	2017/08/29
11455	SG Issuer	Li & Fung European Warrants Mar 2018 A	0.160	3.31 per unit	2018/03/05	63,000,000	2017/08/29

Newly listed derivative warrants (continued)

Code	Issuer	Name of issue	Issue prices (HK\$)	Strike level/ Subscription price (HK\$) per 10 units	Subscription/ exercise period	Unit issued on initial listing	Listing date
11465	SG Issuer	Ping An European Warrants Mar 2018 C	0.250	78.0000	2018/03/05	100,000,000	2017/08/29
11505	UBS AG	CNOOC European Warrants Nov 2017 A	0.150	10.12 per unit	2017/11/28	70,000,000	2017/08/29
11509	UBS AG	HSI European Warrants Apr 2018 B	0.156	29,000 per 8,000 units	2018/04/27	200,000,000	2017/08/29
11503	UBS AG	Lenovo European Warrants Feb 2018 A	0.255	5.08 per unit	2018/02/28	40,000,000	2017/08/29
11508	UBS AG	PetroChina European Warrants Dec 2017 B	0.209	5.01 per unit	2017/12/28	50,000,000	2017/08/29
11400	Bank Vontobel	Ping An European Warrants Mar 2018 A	0.251	70.8800	2018/03/01	80,000,000	2017/08/29
11394	Bank Vontobel	Tencent European Warrants Mar 2018 A	0.151	378.80 per 100 units	2018/03/05	100,000,000	2017/08/29
11634	BNP Paribas Issuance B.V.	Ping An European Wt Feb 2018 A	0.200	74.2000	2018/02/02	50,000,000	2017/08/31
11670	BNP Paribas Issuance B.V.	Ping An European Wt Feb 2018 B	0.270	69.0000	2018/02/02	40,000,000	2017/08/31
11635	BNP Paribas Issuance B.V.	Ping An European Wt May 2018 A	0.250	80.0000	2018/05/03	40,000,000	2017/08/31
11730	Credit Suisse AG	Cathay Pacific European Wts Dec 2018 A	0.170	12.3000	2018/12/19	60,000,000	2017/08/31
11802	Credit Suisse AG	CPIC European Warrants Mar 2018 A	0.250	42.8800	2018/03/02	40,000,000	2017/08/31
11708	Credit Suisse AG	China Tel European Warrants Jan 2018 A	0.167	4.49 per unit	2018/01/31	60,000,000	2017/08/31
11706	Credit Suisse AG	ChiUnicom European Warrants Jan 2018 A	0.720	12.90 per unit	2018/01/24	25,000,000	2017/08/31
11788	Credit Suisse AG	Fosun Intl European Warrants Mar 2018 A	0.150	14.0200	2018/03/26	70,000,000	2017/08/31
11710	Credit Suisse AG	Galaxy Ent European Warrants Jan 2018 A	0.240	55.2300	2018/01/29	50,000,000	2017/08/31
11796	Credit Suisse AG	Henganintl European Warrants Mar 2018 A	0.500	77.7700	2018/03/02	20,000,000	2017/08/31
11736	Credit Suisse AG	Huaneng Power European Warrants Jan 2018A	0.200	6.26 per unit	2018/01/31	50,000,000	2017/08/31
11704	Credit Suisse AG	KB Laminates European Warrants May 2018 A	0.250	15.6800	2018/05/04	40,000,000	2017/08/31
11701	Credit Suisse AG	Kingsoft European Warrants Mar 2018 A	0.250	23.0800	2018/03/02	40,000,000	2017/08/31
11765	Credit Suisse AG	Link REIT European Warrants Feb 2018 A	0.167	71.7600	2018/02/28	60,000,000	2017/08/31
11778	Credit Suisse AG	Ping An European Put Warrants Mar 2018 A	0.460	62.2800	2018/03/02	100,000,000	2017/08/31
11760	Credit Suisse AG	CRRCC Times European Warrants Mar 2018 A	0.250	48.9800	2018/03/16	40,000,000	2017/08/31
11782	Credit Suisse AG	Zhaojin Mining European Warrants Mar 18 A	0.670	8.08 per unit	2018/03/05	15,000,000	2017/08/31
11803	Goldman Sachs SP (Asia)	Agri Bk European Wts Jan 2018 A	0.150	4.05 per unit	2018/01/24	80,000,000	2017/08/31
11852	Goldman Sachs SP (Asia)	Galaxy Ent European Wts Jan 2018 A	0.216	53.8500	2018/01/26	60,000,000	2017/08/31
11846	Goldman Sachs SP (Asia)	Haitong Sec Euro Wts Apr 2018 A	0.514	13.50 per unit	2018/04/03	30,000,000	2017/08/31
11854	Goldman Sachs SP (Asia)	ICBC European Warrants Feb 2018 D	0.152	6.29 per unit	2018/02/21	80,000,000	2017/08/31
11847	Goldman Sachs SP (Asia)	Tencent European Wt Feb 2018 L	0.192	349.08 per 100 units	2018/02/05	150,000,000	2017/08/31
11830	Goldman Sachs SP (Asia)	Tencent European Wt Mar 2018 C	0.250	368.88 per 100 units	2018/03/02	150,000,000	2017/08/31
12126	Haitong Int'l Sec	BJ Ent Water European Warrants Oct 2019A	0.250	7.0000	2019/10/28	100,000,000	2017/08/31
12135	Haitong Int'l Sec	CC Bank European Warrants Mar 2018 C	0.500	7.02 per unit	2018/03/29	100,000,000	2017/08/31
12142	Haitong Int'l Sec	CC Bank European Warrants Sep 2018 A	0.260	8.28 per unit	2018/09/28	100,000,000	2017/08/31
12134	Haitong Int'l Sec	CC Bank European Put Warrants Mar 2018 B	0.320	6.25 per unit	2018/03/05	50,000,000	2017/08/31
12131	Haitong Int'l Sec	CNOOC European Warrants May 2018 B	0.430	10.50 per unit	2018/05/29	50,000,000	2017/08/31
12132	Haitong Int'l Sec	CNOOC European Warrants Jun 2018 A	0.290	11.50 per unit	2018/06/29	50,000,000	2017/08/31
12127	Haitong Int'l Sec	Sinopec Corp European Wts Mar 2018 A	0.310	6.18 per unit	2018/03/29	50,000,000	2017/08/31
12128	Haitong Int'l Sec	Sinopec Corp European Wts Jun 2018 A	0.250	6.88 per unit	2018/06/29	50,000,000	2017/08/31
12129	Haitong Int'l Sec	IGG European Warrants Jun 2018 A	0.453	13.2800	2018/06/29	100,000,000	2017/08/31
12125	Haitong Int'l Sec	Poly Property European Warrants Apr 18 A	0.500	4.28 per unit	2018/04/30	50,000,000	2017/08/31
11880	J P Morgan SP BV	BOCL European Warrants May 2018 B	0.151	4.68 per unit	2018/05/31	100,000,000	2017/08/31
11876	J P Morgan SP BV	CC Bank European Wts Mar 2018 A	0.189	7.76 per unit	2018/03/29	100,000,000	2017/08/31
11886	J P Morgan SP BV	CGN Power European Warrants Apr 2018 A	0.252	2.42 per unit	2018/04/03	60,000,000	2017/08/31

Newly listed derivative warrants (continued)

Code	Issuer	Name of issue	Issue prices (HK\$)	Strike level/ Subscription price (HK\$) per 10 units	Subscription/ exercise period	Unit issued on initial listing	Listing date
11878	J P Morgan SP BV	ICBC European Put Wts Apr 2018 A	0.251	5.35 per unit	2018/04/03	100,000,000	2017/08/31
11624	Macquarie Bank Ltd.	CM Bank European Warrants Feb 2019 A	0.271	35.8800	2019/02/04	37,000,000	2017/08/31
11631	Macquarie Bank Ltd.	Tencent European Warrants Apr 2018 F	0.435	515.8800	2018/04/04	23,000,000	2017/08/31
11926	SG Issuer	Anhui Conch European Warrants Apr 2018 A	0.300	30.0000	2018/04/06	40,000,000	2017/08/31
11918	SG Issuer	AGBK European Warrants Apr 2018 A	0.250	4 per unit	2018/04/06	60,000,000	2017/08/31
11943	SG Issuer	CCCCL European Warrants Apr 2018 A	0.630	13 per unit	2018/04/06	16,000,000	2017/08/31
11975	SG Issuer	CCCCL European Warrants Oct 2019 A	0.250	10.5000	2019/10/04	100,000,000	2017/08/31
11942	SG Issuer	CCoal European Warrants Mar 2018 A	0.335	4.20 per unit	2018/03/05	30,000,000	2017/08/31
11987	SG Issuer	CP&CC European Warrants Mar 2018 A	0.320	5.88 per unit	2018/03/05	60,000,000	2017/08/31
11980	SG Issuer	CPIC Eur Wt Apr 2018 A	0.250	43.8800	2018/04/06	40,000,000	2017/08/31
11901	SG Issuer	CRCC European Warrants Mar 2018 A	0.910	10.68 per unit	2018/03/05	11,000,000	2017/08/31
11902	SG Issuer	China Res Land European Warrants Mar 2018 A	0.250	24.0000	2018/03/05	40,000,000	2017/08/31
12102	SG Issuer	CRRC European Warrants Dec 2019 A	0.150	7.9900	2019/12/31	100,000,000	2017/08/31
11988	SG Issuer	Shenhua European Warrants Mar 2018 A	0.150	23.2800	2018/03/05	70,000,000	2017/08/31
12109	SG Issuer	GAC European Warrants Mar 2018 B	0.250	16.5000	2018/03/05	60,000,000	2017/08/31
12110	SG Issuer	HLand European Warrants May 2018 A	0.250	56.0000	2018/05/04	40,000,000	2017/08/31
12113	SG Issuer	JIANC European Warrants Jul 2018 A	0.150	17.2000	2018/07/05	80,000,000	2017/08/31
11912	SG Issuer	Lenovo European Warrants Mar 2018 A	0.290	4.68 per unit	2018/03/05	35,000,000	2017/08/31
12114	SG Issuer	MGM China European Warrants Jul 2018 A	0.250	16.6800	2018/07/05	60,000,000	2017/08/31
12115	SG Issuer	NCI European Warrants Mar 2018 A	0.365	60.8800	2018/03/05	28,000,000	2017/08/31
12120	SG Issuer	PICC P&C European Warrants Nov 2018 A	0.250	16.0000	2018/11/05	80,000,000	2017/08/31
12121	SG Issuer	Sands China European Warrants Apr 2018 B	0.270	36.8800	2018/04/06	60,000,000	2017/08/31
12122	SG Issuer	SHK P European Warrants Mar 2018 A	0.570	129.8800	2018/03/05	20,000,000	2017/08/31
12124	SG Issuer	Wynn European Warrants Aug 2018 A	0.250	18.8800	2018/08/03	60,000,000	2017/08/31
11683	UBS AG	ICBC European Warrants Mar 2018 A	0.253	6.53 per unit	2018/03/02	70,000,000	2017/08/31
11676	UBS AG	KECL European Warrants Mar 2018 A	0.509	8.08 per unit	2018/03/02	20,000,000	2017/08/31
11672	UBS AG	Kingsoft European Warrants Feb 2018 A	0.164	21.9300	2018/02/23	100,000,000	2017/08/31
27782 #	Credit Suisse AG	China Life European Warrants Jan 2018 A	0.133	27.4800	2018/01/30	80,000,000	2017/08/31
12165	BOCI Asia Ltd.	BOCL European Warrants May 2018 B	0.183	4.69 per unit	2018/05/28	100,000,000	2017/09/01
12162	BOCI Asia Ltd.	CC Bank European Warrants Mar 2018 A	0.292	7.76 per unit	2018/03/22	100,000,000	2017/09/01
12166	BOCI Asia Ltd.	CNOOC European Warrants Jan 2018 B	0.650	9.01 per unit	2018/01/29	100,000,000	2017/09/01
12173	BOCI Asia Ltd.	Sinopec Corp European Warrants Apr 2018 A	0.363	6.21 per unit	2018/04/03	100,000,000	2017/09/01
12160	BOCI Asia Ltd.	HSBC European Warrants Mar 2018 A	0.516	73.5000	2018/03/19	200,000,000	2017/09/01
12163	BOCI Asia Ltd.	ICBC European Warrants Mar 2018 A	0.251	6.68 per unit	2018/03/05	100,000,000	2017/09/01
12172	BOCI Asia Ltd.	PetroChina European Warrants Jan 2018 B	0.202	5.29 per unit	2018/01/29	100,000,000	2017/09/01
12176	BNP Paribas Issuance B.V.	China Overseas Eu Wt Aug 2018 A	0.250	33.0000	2018/08/02	60,000,000	2017/09/01
12205	Credit Suisse AG	BOCL European Warrants May 2018 B	0.200	4.69 per unit	2018/05/31	50,000,000	2017/09/01
12195	Credit Suisse AG	CC Bank European Warrants Mar 2018 A	0.250	7.98 per unit	2018/03/02	50,000,000	2017/09/01
12198	Credit Suisse AG	CC Bank European Put Warrants Mar 2018 B	0.410	6.78 per unit	2018/03/02	100,000,000	2017/09/01
12206	Credit Suisse AG	CNOOC European Warrants Dec 2017 B	0.167	10.90 per unit	2017/12/29	60,000,000	2017/09/01
12200	Credit Suisse AG	ICBC European Warrants Mar 2018 A	0.250	6.88 per unit	2018/03/02	50,000,000	2017/09/01
12203	Credit Suisse AG	ICBC European Put Warrants Mar 2018 B	0.320	5.68 per unit	2018/03/02	80,000,000	2017/09/01
12237	Goldman Sachs SP (Asia)	AIA European Warrants Feb 2018 B	0.150	67.9300	2018/02/08	80,000,000	2017/09/01

Newly listed derivative warrants (continued)

Code	Issuer	Name of issue	Issue prices (HK\$)	Strike level/ Subscription price (HK\$) per 10 units	Subscription/ exercise period	Unit issued on initial listing	Listing date
12239	Goldman Sachs SP (Asia)	CC Bank European Wts Mar 2018 A	0.184	7.76 per unit	2018/03/22	80,000,000	2017/09/01
12238	Goldman Sachs SP (Asia)	ICBC European Warrants Mar 2018 A	0.250	6.58 per unit	2018/03/01	80,000,000	2017/09/01
12230	Goldman Sachs SP (Asia)	Ping An European Wts Mar 2018 A	0.250	72.8800	2018/03/01	80,000,000	2017/09/01
12234	Goldman Sachs SP (Asia)	Ping An European Wts Mar 2018 B	0.250	79.3800	2018/03/01	80,000,000	2017/09/01
12241	J P Morgan SP BV	BOC HK European Warrants Apr 2018 B	0.150	45.8800	2018/04/09	70,000,000	2017/09/01
12244	J P Morgan SP BV	CPIC European Warrants Mar 2018 A	0.250	43.0800	2018/03/02	60,000,000	2017/09/01
12240	J P Morgan SP BV	ICBC European Warrants Mar 2018 A	0.252	6.86 per unit	2018/03/29	100,000,000	2017/09/01
12243	J P Morgan SP BV	Sunny Optical European Warrants Aug 2018A	0.205	135 per 100 units	2018/08/01	100,000,000	2017/09/01
12143	Macquarie Bank Ltd.	Chinasoft Int'l European Wt May 2018 A	0.606	4.98 per unit	2018/05/18	17,000,000	2017/09/01
12179	SG Issuer	BOCL European Warrants Feb 2018 B	0.160	4.39 per unit	2018/02/05	80,000,000	2017/09/01
12180	SG Issuer	BOCL European Warrants Aug 2018 A	0.250	4.50 per unit	2018/08/03	80,000,000	2017/09/01
12182	SG Issuer	CCB European Warrants Apr 2018 A	0.250	8.20 per unit	2018/04/06	80,000,000	2017/09/01
12183	SG Issuer	CCB European Warrants Aug 2018 A	0.300	8 per unit	2018/08/03	80,000,000	2017/09/01
12226	SG Issuer	China Life European Warrants Mar 2018 A	1.270	28.28 per unit	2018/03/05	15,000,000	2017/09/01
12186	SG Issuer	Minsheng Bank European Warrants Mar 2018 A	0.335	8.88 per unit	2018/03/05	30,000,000	2017/09/01
12187	SG Issuer	HKEX European Warrants Jan 2018 C	0.440	266.0800	2018/01/04	23,000,000	2017/09/01
12189	SG Issuer	HKEX European Warrants Feb 2018 D	0.720	250.9900	2018/02/05	20,000,000	2017/09/01
12190	SG Issuer	ICBC European Warrants Apr 2018 A	0.250	6.80 per unit	2018/04/06	80,000,000	2017/09/01
12192	SG Issuer	ICBC European Warrants Aug 2018 A	0.250	7 per unit	2018/08/03	80,000,000	2017/09/01
12193	SG Issuer	Petch European Warrants Feb 2018 A	0.150	5.63 per unit	2018/02/05	70,000,000	2017/09/01
12207	UBS AG	BOCL European Warrants May 2018 A	0.190	4.69 per unit	2018/05/28	70,000,000	2017/09/01
12225	UBS AG	BankComm European Warrants Feb 2018 A	0.163	8.01 per unit	2018/02/27	70,000,000	2017/09/01
12208	UBS AG	CC Bank European Warrants Feb 2018 A	0.290	7.69 per unit	2018/02/27	70,000,000	2017/09/01
12224	UBS AG	CM Bank European Warrants Apr 2018 A	0.250	34.8800	2018/04/30	50,000,000	2017/09/01
12209	UBS AG	CPIC European Warrants Mar 2018 A	0.256	41.8800	2018/03/19	70,000,000	2017/09/01
12210	UBS AG	CSOP A50 ETF European Warrants Feb 2018 A	0.294	15.82 per unit	2018/02/28	70,000,000	2017/09/01
12213	UBS AG	HSCEI European Warrants Apr 2018 A	0.191	11,600 per 4,000 units	2018/04/27	100,000,000	2017/09/01
12150	Bank Vontobel	CC Bank European Warrants Jan 2018 A	0.215	7.36 per unit	2018/01/31	50,000,000	2017/09/01
12159	Bank Vontobel	HKEX European Warrants Mar 2018 A	0.153	220.80 per 100 units	2018/03/29	100,000,000	2017/09/01
12153	Bank Vontobel	HSBC European Warrants Feb 2018 A	0.158	81.8000	2018/02/01	80,000,000	2017/09/01
12148	Bank Vontobel	Tencent European Warrants Jan 2018 A	0.198	339.80 per 100 units	2018/01/29	100,000,000	2017/09/01
12307	BNP Paribas Issuance B.V.	China Life Euro Wts Sep 2018 A	0.250	27.5000	2018/09/04	60,000,000	2017/09/04
12298	BNP Paribas Issuance B.V.	ICBC European Wts Sep 2018 A	0.260	6.80 per unit	2018/09/04	50,000,000	2017/09/04
12308	BNP Paribas Issuance B.V.	PetroCh Euro Wts Aug 2018 A	0.250	5.80 per unit	2018/08/02	40,000,000	2017/09/04
12414	Credit Suisse AG	CSOP A50 ETF European Warrants Mar 2018 A	0.250	16.28 per unit	2018/03/05	40,000,000	2017/09/04
12415	Credit Suisse AG	New World Dev European Wts Jan 2018 A	0.400	11.90 per unit	2018/01/31	25,000,000	2017/09/04
12436	Credit Suisse AG	Sunny Optical European Warrants Jul 2018A	0.250	139.99 per 100 units	2018/07/31	100,000,000	2017/09/04
12421	Credit Suisse AG	Tencent Holdings European Wts Jan 2018 H	0.200	340.18 per 100 units	2018/01/29	150,000,000	2017/09/04
12384	Goldman Sachs SP (Asia)	BYD European Warrants Mar 2018 A	0.338	50.0000	2018/03/29	40,000,000	2017/09/04
12356	Goldman Sachs SP (Asia)	CC Bank European Wts Jan 2018 D	0.241	7.36 per unit	2018/01/24	80,000,000	2017/09/04
12399	Goldman Sachs SP (Asia)	China Life Euro Wts Jan 2018 C	0.150	26.0000	2018/01/26	80,000,000	2017/09/04
12363	Goldman Sachs SP (Asia)	ICBC European Warrants Mar 2018 B	0.250	6.90 per unit	2018/03/05	80,000,000	2017/09/04
12316	J P Morgan SP BV	ICBC European Warrants Dec 2017 B	0.162	6.28 per unit	2017/12/04	100,000,000	2017/09/04

Newly listed derivative warrants (continued)

Code	Issuer	Name of issue	Issue prices (HK\$)	Strike level/ Subscription price (HK\$) per 10 units	Subscription/ exercise period	Unit issued on initial listing	Listing date
12311	J P Morgan SP BV	Ping An European Warrants May 2018 A	0.267	69.6900	2018/05/30	100,000,000	2017/09/04
12245	Macquarie Bank Ltd.	BOCL European Warrants May 2018 A	0.251	4.68 per unit	2018/05/03	40,000,000	2017/09/04
12246	Macquarie Bank Ltd.	CC Bank European Warrants Apr 2018 A	0.320	7.98 per unit	2018/04/04	32,000,000	2017/09/04
12254	Macquarie Bank Ltd.	CM Bank European Put Warrants Jul 18 B	0.313	26.8800	2018/07/04	32,000,000	2017/09/04
12249	Macquarie Bank Ltd.	A50 China European Warrants Feb 2018 A	0.342	15.88 per unit	2018/02/02	30,000,000	2017/09/04
12259	Macquarie Bank Ltd.	Kingsoft European Warrants May 2018 A	0.304	18.8800	2018/05/03	33,000,000	2017/09/04
12253	Macquarie Bank Ltd.	Lenovo European Warrants May 2018 B	0.500	4.28 per unit	2018/05/03	20,000,000	2017/09/04
12289	SG Issuer	CAM CSI300 European Warrants Mar 2018 A	0.250	48.8800	2018/03/05	50,000,000	2017/09/04
12275	SG Issuer	CGS European Warrants Apr 2018 A	0.720	8 per unit	2018/04/06	14,000,000	2017/09/04
12278	SG Issuer	CITIC Sec European Warrants Mar 2018 A	1.380	18.50 per unit	2018/03/05	8,000,000	2017/09/04
12292	SG Issuer	CSOP A50 ETF European Warrants Mar 2018 A	0.730	14.50 per unit	2018/03/05	25,000,000	2017/09/04
12294	SG Issuer	CSOP A50 ETF European Warrants Mar 2018 B	0.400	16.28 per unit	2018/03/05	25,000,000	2017/09/04
12297	SG Issuer	A50 China European Warrants Mar 2018 A	0.780	13.88 per unit	2018/03/05	25,000,000	2017/09/04
12283	SG Issuer	Greatwall Motor European Warrants Apr 2018 A	0.770	13 per unit	2018/04/06	13,000,000	2017/09/04
12296	SG Issuer	HS H-SHARE European Warrants Mar 2018 A	0.280	130.0000	2018/03/05	36,000,000	2017/09/04
12286	SG Issuer	HSI European Warrants Jan 2019 A	0.250	32,000 per 8,000 units	2019/01/30	150,000,000	2017/09/04
12284	SG Issuer	Haitong Sec European Warrants Mar 2018 A	1.120	14.18 per unit	2018/03/05	10,000,000	2017/09/04
12287	SG Issuer	Tencent European Warrants Apr 2018 I	0.175	391.28 per 100 units	2018/04/06	200,000,000	2017/09/04
12352	UBS AG	CITIC European Warrants Mar 2018 A	0.476	13.88 per unit	2018/03/08	25,000,000	2017/09/04
12263	Bank Vontobel	China Life European Warrants Mar 2018 A	0.152	28.8000	2018/03/29	80,000,000	2017/09/04
12268	Bank Vontobel	CNOOC European Warrants Dec 2017 A	0.152	10.49 per unit	2017/12/29	70,000,000	2017/09/04
12271	Bank Vontobel	Galaxy Ent European Warrants Feb 2018 A	0.232	53.8000	2018/02/05	50,000,000	2017/09/04
12262	Bank Vontobel	ICBC European Warrants Apr 2018 A	0.253	6.78 per unit	2018/04/06	50,000,000	2017/09/04
12471	BOCI Asia Ltd.	CKH European Warrants Mar 2018 A	0.404	110.1000	2018/03/27	100,000,000	2017/09/05
12488	BOCI Asia Ltd.	Haitong Sec European Warrants Aug 2018 A	0.152	15.3500	2018/08/28	100,000,000	2017/09/05
12576	BNP Paribas Issuance B.V.	CITIC Euro Warrants Apr 2018 A	0.330	14.50 per unit	2018/04/04	40,000,000	2017/09/05
12494	BNP Paribas Issuance B.V.	Evergrande Euro Wts Apr 2018 B	0.400	30.0000	2018/04/04	50,000,000	2017/09/05
12502	BNP Paribas Issuance B.V.	Evergrande Euro Wts Apr 2018 C	0.470	27.0000	2018/04/04	50,000,000	2017/09/05
12804	Credit Suisse AG	Anta Sports European Warrants May 2018 A	0.340	38.6800	2018/05/31	30,000,000	2017/09/05
12822	Credit Suisse AG	BYD European Warrants Jan 2018 A	0.400	52.9300	2018/01/31	25,000,000	2017/09/05
12785	Credit Suisse AG	China EB Int'l European Wts Jul 2018 A	0.250	11.8800	2018/07/31	40,000,000	2017/09/05
12695	Credit Suisse AG	China Life European Warrants Mar 2018 B	0.250	28.8700	2018/03/26	70,000,000	2017/09/05
12788	Credit Suisse AG	CSDC European Warrants Jun 2018 A	0.250	2.38 per unit	2018/06/29	40,000,000	2017/09/05
12880	Credit Suisse AG	COSCO Sh Hold European Warrants Mar 2018B	0.750	6.08 per unit	2018/03/05	15,000,000	2017/09/05
12807	Credit Suisse AG	ChiUnicom European Warrants Dec 2018 A	0.150	12.9000	2018/12/31	100,000,000	2017/09/05
12820	Credit Suisse AG	Geely Auto European Warrants Feb 2018 E	0.350	18.2000	2018/02/28	100,000,000	2017/09/05
12726	Credit Suisse AG	Maanshan Iron European Warrants Mar 2018A	0.560	4.82 per unit	2018/03/05	18,000,000	2017/09/05
12732	Credit Suisse AG	Sh Petrochem European Warrants Mar 2018 A	0.400	5.68 per unit	2018/03/05	25,000,000	2017/09/05
12736	Credit Suisse AG	Yanzhou Coal European Warrants Feb 2018 A	0.670	9.59 per unit	2018/02/07	15,000,000	2017/09/05
12647	HK Bank	Agricultural Bank European Warrants Jan 2018 A	0.150	4.03 per unit	2018/01/29	80,000,000	2017/09/05
12637	HK Bank	CNOOC European Warrants Mar 2018 A	0.250	10.58 per unit	2018/03/05	40,000,000	2017/09/05
12640	HK Bank	Geely Auto European Put Warrants Mar 2018 C	0.250	17.3800	2018/03/05	100,000,000	2017/09/05
12586	HK Bank	HKEX European Warrants Apr 2018 A	0.150	237.88 per 100 units	2018/04/03	150,000,000	2017/09/05

Newly listed derivative warrants (continued)

Code	Issuer	Name of issue	Issue prices (HK\$)	Strike level/ Subscription price (HK\$) per 10 units	Subscription/ exercise period	Unit issued on initial listing	Listing date
12629	HK Bank	Ping An European Warrants Jan 2018 D	0.150	74.1300	2018/01/29	100,000,000	2017/09/05
12577	HK Bank	Tencent European Warrants Dec 2017 G	0.600	388.8000	2017/12/22	20,000,000	2017/09/05
12585	HK Bank	Tencent European Warrants Apr 2018 A	0.150	408.18 per 100 units	2018/04/23	150,000,000	2017/09/05
12974	Haitong Int'l Sec	Agile Ppt European Warrants Dec 2019 A	0.250	9.0000	2019/12/31	100,000,000	2017/09/05
12978	Haitong Int'l Sec	CITIC Sec European Warrants Sep 2018 A	0.189	19.0200	2018/09/26	80,000,000	2017/09/05
12986	Haitong Int'l Sec	CITIC Sec European Warrants Sep 2018 B	0.278	16.8800	2018/09/28	100,000,000	2017/09/05
12568	Haitong Int'l Sec	CNBM European Warrants Mar 2018 A	0.340	6 per unit	2018/03/05	50,000,000	2017/09/05
12552	Haitong Int'l Sec	China Power European Warrants Jun 2018 A	0.350	3 per unit	2018/06/29	50,000,000	2017/09/05
12897	Haitong Int'l Sec	CSOP A50 ETF European Warrants Mar 2018B	0.410	16 per unit	2018/03/08	40,000,000	2017/09/05
12907	Haitong Int'l Sec	CSOP A50 ETF European Warrants Mar 2018C	0.250	18 per unit	2018/03/29	40,000,000	2017/09/05
12933	Haitong Int'l Sec	Evergrande European Warrants Jun 2018 A	0.912	30.0000	2018/06/28	50,000,000	2017/09/05
12929	Haitong Int'l Sec	Evergrande European Warrants Aug 2018 A	0.970	26.8800	2018/08/08	50,000,000	2017/09/05
12909	Haitong Int'l Sec	A50 China European Warrants Mar 2018 C	0.420	15.48 per unit	2018/03/29	40,000,000	2017/09/05
12911	Haitong Int'l Sec	A50 China European Warrants Mar 2018 D	0.270	16.88 per unit	2018/03/29	40,000,000	2017/09/05
12536	Haitong Int'l Sec	GAC European Warrants Mar 2018 A	0.173	18.2000	2018/03/23	60,000,000	2017/09/05
12524	Haitong Int'l Sec	HKEX European Warrants May 2018 B	0.157	250.70 per 100 units	2018/05/29	200,000,000	2017/09/05
12508	Haitong Int'l Sec	HKEX European Warrants Jun 2018 B	0.150	260.58 per 100 units	2018/06/25	150,000,000	2017/09/05
12511	Haitong Int'l Sec	HKEX European Warrants Jul 2018 A	0.202	245.65 per 100 units	2018/07/30	200,000,000	2017/09/05
12883	Haitong Int'l Sec	IGG European Warrants Jun 2018 B	0.402	14.0000	2018/06/25	80,000,000	2017/09/05
12885	Haitong Int'l Sec	IGG European Warrants Aug 2018 A	0.389	16.0000	2018/08/08	80,000,000	2017/09/05
12977	Haitong Int'l Sec	Kingsoft European Warrants Apr 2018 A	0.269	19.0000	2018/04/30	100,000,000	2017/09/05
12554	Haitong Int'l Sec	Sunny Optical European Wts Jul 2018 A	0.192	135.10 per 100 units	2018/07/27	100,000,000	2017/09/05
12823	J P Morgan SP BV	HSCEI European Wts Nov 2018 A	0.253	12,200 per 4,000 units	2018/11/29	200,000,000	2017/09/05
12862	J P Morgan SP BV	HTSC European Warrants Dec 2018 A	0.255	20.5000	2018/12/31	100,000,000	2017/09/05
12438	Macquarie Bank Ltd.	Ch Comm Cons European Wts Jul 2018 A	1.500	12 per unit	2018/07/04	7,000,000	2017/09/05
12465	Macquarie Bank Ltd.	CSOP A50 ETF European Wts Apr 2018 A	0.360	17.18 per unit	2018/04/04	28,000,000	2017/09/05
12662	Macquarie Bank Ltd.	New World Dev European Wts May 2018 A	0.250	13.38 per unit	2018/05/03	40,000,000	2017/09/05
12667	SG Issuer	BYD European Warrants Apr 2018 A	0.590	49.5000	2018/04/06	20,000,000	2017/09/05
12682	SG Issuer	ChiUnicom European Warrants Apr 2018 A	0.910	12.58 per unit	2018/04/06	11,000,000	2017/09/05
12668	SG Issuer	Meitu European Warrants Apr 2018 A	0.330	14.0000	2018/04/06	50,000,000	2017/09/05
12677	UBS AG	BYD European Warrants Feb 2018 A	0.301	55.6000	2018/02/27	50,000,000	2017/09/05
13240	BOCI Asia Ltd.	CAM CSI300 European Warrants Mar 2018 A	0.250	50.8800	2018/03/12	100,000,000	2017/09/06
13256	BOCI Asia Ltd.	BOC HK European Warrants Mar 2018 B	0.250	45.1800	2018/03/12	100,000,000	2017/09/06
13263	BOCI Asia Ltd.	China Life European Warrants Feb 2018 A	0.186	26.0300	2018/02/09	100,000,000	2017/09/06
13237	BOCI Asia Ltd.	CSOP A50 ETF European Warrants Mar 2018 B	0.256	17 per unit	2018/03/12	100,000,000	2017/09/06
13239	BOCI Asia Ltd.	A50 China European Warrants Mar 2018 B	0.250	17.38 per unit	2018/03/12	100,000,000	2017/09/06
13270	BOCI Asia Ltd.	Galaxy Ent European Warrants Mar 2018 A	0.288	55.0000	2018/03/19	100,000,000	2017/09/06
13253	BOCI Asia Ltd.	Tencent Holdings European Wts Feb 2018 F	0.168	358.40 per 100 units	2018/02/12	200,000,000	2017/09/06
13303	Credit Suisse AG	CGS European Warrants Jan 2018 A	0.500	8.69 per unit	2018/01/31	25,000,000	2017/09/06
13309	Credit Suisse AG	HTSC European Warrants Oct 2018 A	0.250	20.6800	2018/10/31	40,000,000	2017/09/06
13330	Credit Suisse AG	Travelsky Tech European Warrants Mar 18 A	0.250	26.0800	2018/03/16	40,000,000	2017/09/06
13323	Credit Suisse AG	Xinyi Glass European Warrants Mar 2018 A	0.700	9.18 per unit	2018/03/05	15,000,000	2017/09/06
13324	Credit Suisse AG	Xinyi Solar European Warrants Mar 2018 A	0.340	3.18 per unit	2018/03/05	30,000,000	2017/09/06

Newly listed derivative warrants (continued)

Code	Issuer	Name of issue	Issue prices (HK\$)	Strike level/ Subscription price (HK\$) per 10 units	Subscription/ exercise period	Unit issued on initial listing	Listing date
13378	Bank of East Asia	R&F Ppt European Warrants Apr 2018 A	0.250	20.8800	2018/04/16	40,000,000	2017/09/06
13387	Bank of East Asia	Sino-Ocean Gp European Warrants Jun 18 A	0.611	6.38 per unit	2018/06/28	20,000,000	2017/09/06
13503	Goldman Sachs SP (Asia)	CAM CSI300 European Wts Mar 2018 B	0.250	48.9800	2018/03/06	80,000,000	2017/09/06
13466	Goldman Sachs SP (Asia)	CNOOC European Warrants Dec 2017 D	0.150	10.90 per unit	2017/12/27	70,000,000	2017/09/06
13495	Goldman Sachs SP (Asia)	CSOP A50 ETF Euro Wts Jan 2018 B	0.243	15.30 per unit	2018/01/24	80,000,000	2017/09/06
13470	Goldman Sachs SP (Asia)	CSOP A50 ETF Euro Wts Mar 2018 A	0.250	16.48 per unit	2018/03/06	80,000,000	2017/09/06
13497	Goldman Sachs SP (Asia)	A50 China European Wts Mar 2018 A	0.278	15 per unit	2018/03/06	80,000,000	2017/09/06
12997	HK Bank	BOCL European Warrants Mar 2018 A	0.250	4.48 per unit	2018/03/05	50,000,000	2017/09/06
13005	HK Bank	CC Bank European Warrants Mar 2018 A	0.250	7.80 per unit	2018/03/05	50,000,000	2017/09/06
13025	HK Bank	A50 China European Warrants Mar 2018 A	0.300	15.18 per unit	2018/03/05	40,000,000	2017/09/06
13012	HK Bank	ICBC European Warrants Mar 2018 A	0.250	6.48 per unit	2018/03/05	50,000,000	2017/09/06
13445	Haitong Int'l Sec	HSI European Warrants Mar 2018 E	0.250	28,200 per 6,000 units	2018/03/28	150,000,000	2017/09/06
13446	Haitong Int'l Sec	HSI European Put Warrants Mar 2018 F	0.174	27,400 per 8,000 units	2018/03/28	150,000,000	2017/09/06
13437	J P Morgan SP BV	BOCL European Put Wts Apr 2018 A	0.250	3.83 per unit	2018/04/30	100,000,000	2017/09/06
13423	J P Morgan SP BV	CC Bank European Wts May 2018 A	0.253	8.08 per unit	2018/05/02	100,000,000	2017/09/06
13433	J P Morgan SP BV	CC Bank European Put Wts Mar 2018 B	0.253	6.56 per unit	2018/03/05	100,000,000	2017/09/06
13412	J P Morgan SP BV	CSOP A50 ETF European Warrants Apr 2018 A	0.252	16.60 per unit	2018/04/03	100,000,000	2017/09/06
13417	J P Morgan SP BV	A50 China European Warrants Apr 2018 A	0.281	15.51 per unit	2018/04/03	100,000,000	2017/09/06
13389	J P Morgan SP BV	HSI European Put Warrants Apr 2018 C	0.259	27,800 per 9,200 units	2018/04/27	200,000,000	2017/09/06
13388	J P Morgan SP BV	Tracker Fund European Put Warrants Dec18A	0.252	26.6200	2018/12/31	100,000,000	2017/09/06
12993	Macquarie Bank Ltd.	Haitong Sec European Wts Jan 2018 A	0.764	14.78 per unit	2018/01/03	14,000,000	2017/09/06
13276	Macquarie Bank Ltd.	Kingsoft European Put Warrants Dec 18A	0.304	15.8800	2018/12/04	33,000,000	2017/09/06
13275	Macquarie Bank Ltd.	PSBC European Warrants Jun 2018 A	0.293	5.56 per unit	2018/06/15	35,000,000	2017/09/06
13302	Macquarie Bank Ltd.	Tencent European Warrants Apr 2018 G	0.770	475.8800	2018/04/04	13,000,000	2017/09/06
13035	SG Issuer	BOCHK European Warrants Jun 2018 A	0.335	42.5000	2018/06/05	30,000,000	2017/09/06
13103	SG Issuer	CCB European Put Warrants Mar 2018 B	0.295	6.60 per unit	2018/03/05	60,000,000	2017/09/06
13110	SG Issuer	China Life European Put Warrants Mar 2018 B	0.260	26.0000	2018/03/05	100,000,000	2017/09/06
13141	SG Issuer	HSI European Put Warrants Mar 2018 I	0.250	28,000 per 8,000 units	2018/03/28	150,000,000	2017/09/06
13149	SG Issuer	HSI European Put Warrants Apr 2018 F	0.250	26,800 per 8,000 units	2018/04/27	150,000,000	2017/09/06
13159	SG Issuer	HTSC European Warrants Sep 2018 A	0.250	20.0000	2018/09/05	40,000,000	2017/09/06
13233	SG Issuer	ICBC European Put Wt Apr 2018 B	0.250	5.50 per unit	2018/04/06	60,000,000	2017/09/06
13234	SG Issuer	Ping An European Put Warrants Mar 2018 D	0.390	60.0000	2018/03/05	80,000,000	2017/09/06
13236	SG Issuer	Tencent European Put Warrants Mar 2018 K	0.340	330 per 100 units	2018/03/05	200,000,000	2017/09/06
13645	BOCI Asia Ltd.	AIA European Warrants Feb 2018 B	0.377	61.9300	2018/02/28	100,000,000	2017/09/07
13623	BOCI Asia Ltd.	CNOOC European Warrants Feb 2018 A	0.264	10.70 per unit	2018/02/26	100,000,000	2017/09/07
13615	BOCI Asia Ltd.	China Tel European Warrants Jan 2018 A	0.165	4.49 per unit	2018/01/30	100,000,000	2017/09/07
13655	BOCI Asia Ltd.	HKEX European Put Warrants Mar 2018 C	0.155	205.68 per 100 units	2018/03/29	200,000,000	2017/09/07
13660	Credit Suisse AG	China Mengniu European Wts Jun 2018 A	0.250	20.9800	2018/06/29	40,000,000	2017/09/07
13664	Credit Suisse AG	Tracker Fund European Warrants Mar 2018 A	0.500	32.98 per unit	2018/03/06	20,000,000	2017/09/07
13666	Credit Suisse AG	Tracker Fund European Put Warrants Mar18B	0.500	24.68 per unit	2018/03/06	20,000,000	2017/09/07
13700	Goldman Sachs SP (Asia)	AIA European Warrants Jan 2018 B	0.222	63.0500	2018/01/26	80,000,000	2017/09/07
13708	Goldman Sachs SP (Asia)	Galaxy Ent European Wts Feb 2018 A	0.198	57.6200	2018/02/23	60,000,000	2017/09/07
13702	Goldman Sachs SP (Asia)	HSBC European Warrants Feb 2018 B	0.201	78.9300	2018/02/09	80,000,000	2017/09/07

Newly listed derivative warrants (continued)

Code	Issuer	Name of issue	Issue prices (HK\$)	Strike level/ Subscription price (HK\$) per 10 units	Subscription/ exercise period	Unit issued on initial listing	Listing date
13529	HK Bank	CM Bank European Warrants Jul 2018 A	0.250	33.8800	2018/07/31	50,000,000	2017/09/07
13525	HK Bank	PetroChina European Warrants Mar 2018 A	0.250	5.18 per unit	2018/03/06	40,000,000	2017/09/07
13556	Haitong Int'l Sec	CHALCO European Warrants Feb 2018 A	0.380	7.39 per unit	2018/02/22	33,000,000	2017/09/07
13560	Haitong Int'l Sec	Ch Molybdenum European Warrants Mar 18 A	0.710	4.48 per unit	2018/03/19	40,000,000	2017/09/07
13530	Haitong Int'l Sec	SHK Ppt European Warrants Mar 2018 A	0.250	150.0000	2018/03/08	40,000,000	2017/09/07
13546	Haitong Int'l Sec	Shimao Property European Warrants Jun18A	0.254	18.0000	2018/06/08	40,000,000	2017/09/07
13548	Haitong Int'l Sec	SUNAC European Warrants Jan 2018 A	0.330	26.3000	2018/01/30	88,000,000	2017/09/07
13552	Haitong Int'l Sec	SUNAC European Warrants Jun 2018 A	0.444	28.8000	2018/06/29	88,000,000	2017/09/07
13698	J P Morgan SP BV	Country Garden European Warrants Nov 18 A	0.150	12.0200	2018/11/30	100,000,000	2017/09/07
13699	J P Morgan SP BV	HSBC European Warrants Mar 2018 B	0.253	79.7900	2018/03/16	100,000,000	2017/09/07
13674	J P Morgan SP BV	HSI European Put Warrants Jun 2018 A	0.154	24,000 per 6,000 units	2018/06/28	200,000,000	2017/09/07
13564	Macquarie Bank Ltd.	CSOP A50 ETF European Wts Apr 2018 B	1.094	13.98 per unit	2018/04/04	12,000,000	2017/09/07
13517	Macquarie Bank Ltd.	Geely Auto European Wts Mar 2018 B	0.304	19.9600	2018/03/02	33,000,000	2017/09/07
13569	Macquarie Bank Ltd.	Tencent European Warrants Apr 2018 H	1.251	435.8800	2018/04/04	8,000,000	2017/09/07
13580	UBS AG	BOC HK European Warrants Mar 2018 A	0.251	43.8800	2018/03/12	60,000,000	2017/09/07
13583	UBS AG	BOC HK European Put Warrants Feb 2018 A	0.244	35.9300	2018/02/27	50,000,000	2017/09/07
13851	BNP Paribas Issuance B.V.	CM Bank Euro Warrants Jun 2018 A	0.250	36.0000	2018/06/04	40,000,000	2017/09/08
13984	Credit Suisse AG	CKP European Warrants Mar 2018 A	0.250	78.3800	2018/03/07	40,000,000	2017/09/08
13999	Credit Suisse AG	China Mer Port European Warrants Mar 18 A	0.250	29.2800	2018/03/07	40,000,000	2017/09/08
13983	Credit Suisse AG	CRRC European Warrants Mar 2018 A	0.530	8.08 per unit	2018/03/07	20,000,000	2017/09/08
13981	Credit Suisse AG	Henderson Land European Warrants Mar 18 A	0.250	55.0800	2018/03/07	40,000,000	2017/09/08
13985	Credit Suisse AG	MTRC European Warrants Mar 2018 A	0.250	51.9800	2018/03/07	40,000,000	2017/09/08
13982	Credit Suisse AG	SHK Ppt European Warrants Mar 2018 A	0.345	144.8800	2018/03/07	30,000,000	2017/09/08
13934	Goldman Sachs SP (Asia)	HSI European Warrants Apr 2018 A	0.150	30,128 per 6,500 units	2018/04/27	100,000,000	2017/09/08
13942	Goldman Sachs SP (Asia)	HSI European Put Wts Mar 2018 C	0.150	27,300 per 8,000 units	2018/03/28	100,000,000	2017/09/08
13921	Goldman Sachs SP (Asia)	Tencent European Wt Mar 2018 D	0.337	318.20 per 100 units	2018/03/22	100,000,000	2017/09/08
13825	HK Bank	China Mobile European Warrants Mar 2018 A	0.300	85.8800	2018/03/07	40,000,000	2017/09/08
13798	HK Bank	CRRC European Warrants Dec 2019 A	0.150	7.9900	2019/12/23	100,000,000	2017/09/08
13805	HK Bank	Galaxy Ent European Warrants Jan 2018 A	0.350	54.9500	2018/01/29	40,000,000	2017/09/08
13785	HK Bank	Lenovo European Warrants Mar 2018 A	0.250	4.68 per unit	2018/03/29	40,000,000	2017/09/08
13824	HK Bank	Sands China European Warrants Mar 2018 B	0.250	38.3800	2018/03/29	40,000,000	2017/09/08
13915	J P Morgan SP BV	CITIC Sec European Warrants Sep 2018 A	0.155	19.0000	2018/09/28	70,000,000	2017/09/08
13901	J P Morgan SP BV	China Railway European Wts Mar 2018 A	0.305	7.47 per unit	2018/03/08	40,000,000	2017/09/08
13874	J P Morgan SP BV	Galaxy Ent European Warrants Apr 2018 A	0.251	62.6200	2018/04/03	100,000,000	2017/09/08
13877	J P Morgan SP BV	Galaxy Ent European Put Wts Mar 2018 B	0.340	47.4700	2018/03/29	100,000,000	2017/09/08
13912	J P Morgan SP BV	KECL European Warrants Mar 2018 A	0.361	9.09 per unit	2018/03/02	40,000,000	2017/09/08
13871	J P Morgan SP BV	PSBC European Warrants Apr 2018 A	0.258	5.15 per unit	2018/04/03	40,000,000	2017/09/08
13889	J P Morgan SP BV	Sands China European Put Wts Mar 2018 A	0.288	34.3700	2018/03/29	100,000,000	2017/09/08
13769	Macquarie Bank Ltd.	China Mobile European Wts Mar 2018 C	0.260	95.0000	2018/03/08	39,000,000	2017/09/08
13747	Macquarie Bank Ltd.	China Mobile European Wts May 2018 A	0.251	98.8800	2018/05/03	40,000,000	2017/09/08
13756	Macquarie Bank Ltd.	China Mobile European Wts Aug 2018 A	0.588	88.8800	2018/08/02	18,000,000	2017/09/08
13716	Macquarie Bank Ltd.	CNBM European Put Warrants Jul 2018 A	0.527	4.08 per unit	2018/07/04	19,000,000	2017/09/08
13729	Macquarie Bank Ltd.	Fosun Intl European Warrants Nov 2018A	0.250	16.1800	2018/11/19	40,000,000	2017/09/08

Newly listed derivative warrants (continued)

Code	Issuer	Name of issue	Issue prices (HK\$)	Strike level/ Subscription price (HK\$) per 10 units	Subscription/ exercise period	Unit issued on initial listing	Listing date
13770	Macquarie Bank Ltd.	HKEX European Put Warrants May 2018 C	0.921	181.8800	2018/05/03	11,000,000	2017/09/08
13779	Macquarie Bank Ltd.	HN Renewables European Wts Sep 2018 A	0.500	2.88 per unit	2018/09/18	20,000,000	2017/09/08
13733	Macquarie Bank Ltd.	HSBC European Warrants Jun 2018 C	0.305	86.8800	2018/06/04	33,000,000	2017/09/08
13732	Macquarie Bank Ltd.	HSBC European Warrants Aug 2018 A	0.604	78.8800	2018/08/02	17,000,000	2017/09/08
13765	Macquarie Bank Ltd.	China Mengniu European Wts Jan 2019 A	0.250	23.8800	2019/01/03	40,000,000	2017/09/08
13761	Macquarie Bank Ltd.	PICC P&C European Put Warrants Dec 18A	0.250	13.8800	2018/12/04	40,000,000	2017/09/08
13719	Macquarie Bank Ltd.	PICC Group European Put Wts Jul 2018 A	0.477	3.48 per unit	2018/07/04	21,000,000	2017/09/08
13764	Macquarie Bank Ltd.	Ping An European Warrants Apr 2018 D	0.250	76.3300	2018/04/04	40,000,000	2017/09/08
13709	Macquarie Bank Ltd.	Tencent European Warrants Apr 2018 I	2.665	370.8800	2018/04/04	8,000,000	2017/09/08
13717	Macquarie Bank Ltd.	Tencent European Warrants Apr 2018 J	1.890	400.8800	2018/04/04	8,000,000	2017/09/08
13783	Macquarie Bank Ltd.	Techtronic Ind European Wts Sep 2018 A	0.556	50.8800	2018/09/18	18,000,000	2017/09/08
13957	UBS AG	China Shenhua European Warrants Jun 2018 A	0.165	25.0500	2018/06/12	70,000,000	2017/09/08
13946	UBS AG	Galaxy Ent European Put Warrants Mar 2018 A	0.346	46.8800	2018/03/08	70,000,000	2017/09/08
13954	UBS AG	Sands China European Warrants Jan 2018 A	0.252	38.9300	2018/01/29	70,000,000	2017/09/08
13951	UBS AG	Sands China European Put Warrants Dec 2017 B	0.218	34.8300	2017/12/20	70,000,000	2017/09/08
29349#	Credit Suisse AG	Ping An European Warrants Jan 2018 H	0.180	70.9300	2018/01/24	60,000,000	2017/09/08
14053	BNP Paribas Issuance B.V.	BYD European Wts Feb 2018 A	0.330	52.8800	2018/02/02	40,000,000	2017/09/11
14008	BNP Paribas Issuance B.V.	CC Bank Euro Wts Apr 2018 C	0.250	7.60 per unit	2018/04/04	40,000,000	2017/09/11
14041	BNP Paribas Issuance B.V.	CNOOC European Wts Apr 2018 A	0.300	10.38 per unit	2018/04/04	40,000,000	2017/09/11
14020	BNP Paribas Issuance B.V.	Galaxy Ent Euro Wts May 2018 B	0.250	63.0000	2018/05/03	40,000,000	2017/09/11
14051	BNP Paribas Issuance B.V.	ICBC European Wts Mar 2018 B	0.200	6.53 per unit	2018/03/02	50,000,000	2017/09/11
14005	BNP Paribas Issuance B.V.	Ping An European Wt Apr 2018 C	0.250	75.0000	2018/04/04	40,000,000	2017/09/11
14090	Credit Suisse AG	Tencent Holdings European Wts Feb 2018 K	0.150	375.08 per 100 units	2018/02/28	150,000,000	2017/09/11
14196	Goldman Sachs SP (Asia)	China Mobile Euro Wts Feb 2018 C	0.150	87.60 per 10 units	2018/02/05	80,000,000	2017/09/11
14191	Goldman Sachs SP (Asia)	Galaxy Ent European Wts Jan 2018 B	0.295	55.2300	2018/01/23	60,000,000	2017/09/11
14199	Goldman Sachs SP (Asia)	Lenovo European Wts Mar 2018 A	0.256	4.20 per unit	2018/03/29	40,000,000	2017/09/11
14187	Goldman Sachs SP (Asia)	Tencent European Wt Feb 2018 M	0.240	329.08 per 100 units	2018/02/21	100,000,000	2017/09/11
14116	J P Morgan SP BV	CKP European Warrants Apr 2018 A	0.250	77.7700	2018/04/03	100,000,000	2017/09/11
14100	J P Morgan SP BV	China Mengniu European Wts Jul 2018 A	0.251	23.2300	2018/07/31	60,000,000	2017/09/11
14117	J P Morgan SP BV	Tencent European Warrants Mar 2018 I	0.152	391.19 per 100 units	2018/03/29	200,000,000	2017/09/11
14066	Macquarie Bank Ltd.	Cathay Pacific European Wts Jun 2018 A	0.868	14.68 per unit	2018/06/04	12,000,000	2017/09/11
14070	Macquarie Bank Ltd.	Nine Dragons European Wts Nov 2018 A	0.250	18.0000	2018/11/15	40,000,000	2017/09/11
14168	UBS AG	Lenovo European Warrants Feb 2018 B	0.242	4.81 per unit	2018/02/27	45,000,000	2017/09/11
14164	UBS AG	SPDR Gold Trust European Warrants Mar 2018 A	0.314	1,200 per 100 units	2018/03/12	35,000,000	2017/09/11
14126	UBS AG	Zijin Mining European Warrants Feb 2018 A	0.334	3.41 per unit	2018/02/01	30,000,000	2017/09/11
14345	BOCI Asia Ltd.	BYD European Warrants Mar 2018 A	0.435	53.5500	2018/03/21	25,000,000	2017/09/12
14317	BOCI Asia Ltd.	Kingsoft European Warrants Apr 2018 A	0.250	20.0000	2018/04/23	100,000,000	2017/09/12
14337	BOCI Asia Ltd.	Lenovo European Warrants Feb 2018 A	0.150	4.81 per unit	2018/02/22	80,000,000	2017/09/12
14346	BOCI Asia Ltd.	Sands China European Warrants Mar 2018 A	0.150	42.5500	2018/03/27	100,000,000	2017/09/12
14251	Credit Suisse AG	HSBC European Warrants Feb 2018 A	0.300	78.9300	2018/02/09	100,000,000	2017/09/12
14224	Credit Suisse AG	Ping An European Warrants Feb 2018 C	0.170	72.9300	2018/02/28	100,000,000	2017/09/12
14356	Goldman Sachs SP (Asia)	Ping An European Wts Feb 2018 A	0.190	68.9300	2018/02/26	80,000,000	2017/09/12
14362	Goldman Sachs SP (Asia)	Tencent European Wt Mar 2018 E	0.150	385.28 per 100 units	2018/03/05	150,000,000	2017/09/12

Newly listed derivative warrants (continued)

Code	Issuer	Name of issue	Issue prices (HK\$)	Strike level/ Subscription price (HK\$) per 10 units	Subscription/ exercise period	Unit issued on initial listing	Listing date
14302	J P Morgan SP BV	CAM CSI300 European Warrants Aug 2018 A	0.251	52.5200	2018/08/31	100,000,000	2017/09/12
14273	J P Morgan SP BV	China Huarong European Warrants Feb 2018A	0.230	3.99 per unit	2018/02/21	50,000,000	2017/09/12
14271	J P Morgan SP BV	R&F Ppt European Warrants May 2018 A	0.254	22.2200	2018/05/31	60,000,000	2017/09/12
14293	J P Morgan SP BV	Tencent European Warrants Feb 2018 F	0.151	378.87 per 100 units	2018/02/28	200,000,000	2017/09/12
14203	Macquarie Bank Ltd.	Greatwall Motor European Put Wt Jun18A	0.500	7.33 per unit	2018/06/04	20,000,000	2017/09/12
14201	Macquarie Bank Ltd.	Sunny Optical European Wts Jul 2018 A	0.250	138.88 per 100 units	2018/07/23	40,000,000	2017/09/12
14353	UBS AG	Hang Seng Bank European Warrants Mar 2018 A	0.789	198.8800	2018/03/26	15,000,000	2017/09/12
14568	Credit Suisse AG	China Huarong European Warrants Mar 2018A	0.250	4.18 per unit	2018/03/12	40,000,000	2017/09/13
14570	Credit Suisse AG	HSBC European Wts Jan 2018 H	0.150	81.8500	2018/01/31	100,000,000	2017/09/13
14471	Bank of East Asia	Galaxy Ent European Warrants Apr 2018 A	0.280	62.8800	2018/04/09	40,000,000	2017/09/13
14473	Bank of East Asia	Ping An European Warrants Jun 2018 A	0.424	71.2800	2018/06/29	30,000,000	2017/09/13
14628	Goldman Sachs SP (Asia)	China Life Euro Wts Mar 2018 D	0.150	26.9300	2018/03/22	100,000,000	2017/09/13
14630	Goldman Sachs SP (Asia)	HSBC European Warrants Feb 2018 C	0.150	82.0500	2018/02/23	80,000,000	2017/09/13
14632	Goldman Sachs SP (Asia)	Ping An European Wts Jan 2018 I	0.150	69.9300	2018/01/29	80,000,000	2017/09/13
14612	Goldman Sachs SP (Asia)	Tencent European Wt Feb 2018 N	0.154	359.48 per 100 units	2018/02/21	150,000,000	2017/09/13
14535	HK Bank	HKEX European Warrants Feb 2018 B	0.150	211.08 per 100 units	2018/02/05	150,000,000	2017/09/13
14553	HK Bank	HSCEI European Warrants Apr 2018 A	0.150	11,588 per 4,000 units	2018/04/27	180,000,000	2017/09/13
14547	HK Bank	HSCEI European Warrants Nov 2018 A	0.150	12,258 per 4,000 units	2018/11/29	180,000,000	2017/09/13
14542	HK Bank	HSI European Warrants Feb 2018 G	0.150	27,938 per 8,000 units	2018/02/27	180,000,000	2017/09/13
14544	HK Bank	HSI European Put Warrants Apr 2018 C	0.150	26,088 per 8,000 units	2018/04/27	180,000,000	2017/09/13
14555	HK Bank	Ping An European Warrants Feb 2018 A	0.180	70.9300	2018/02/27	60,000,000	2017/09/13
14566	HK Bank	Ping An European Put Warrants Mar 2018 A	0.300	56.8800	2018/03/29	40,000,000	2017/09/13
14759	J P Morgan SP BV	ASM Pacific European Warrants Apr 2018 A	0.151	113.83 per 100 units	2018/04/23	70,000,000	2017/09/13
14768	J P Morgan SP BV	China Everbright European Wts Aug 2018 A	0.219	19.5000	2018/08/31	60,000,000	2017/09/13
14661	J P Morgan SP BV	China Life European Warrants Mar 2018 B	0.151	26.8600	2018/03/29	100,000,000	2017/09/13
14686	J P Morgan SP BV	COSCO Sh Hold European Warrants Feb 2018A	0.597	6.08 per unit	2018/02/28	40,000,000	2017/09/13
14723	J P Morgan SP BV	Chinasoft Int'l European Warrants Mar 18A	0.338	5.88 per unit	2018/03/05	35,000,000	2017/09/13
14758	J P Morgan SP BV	Dongfeng Motor European Wts Feb 2018 A	0.406	12.80 per unit	2018/02/27	40,000,000	2017/09/13
14744	J P Morgan SP BV	Henganintl European Warrants Feb 2018 A	0.394	77.7700	2018/02/28	60,000,000	2017/09/13
14747	J P Morgan SP BV	KB Laminates European Warrants Mar 2018 A	0.276	16.0000	2018/03/12	60,000,000	2017/09/13
14704	J P Morgan SP BV	Kingboard Chem European Warrants May 18 A	0.371	48.4800	2018/05/03	40,000,000	2017/09/13
14665	J P Morgan SP BV	Lenovo European Warrants Jun 2018 A	0.255	5.25 per unit	2018/06/04	100,000,000	2017/09/13
14715	J P Morgan SP BV	Maanshan Iron European Warrants Mar 2018A	0.521	4.94 per unit	2018/03/12	60,000,000	2017/09/13
14652	J P Morgan SP BV	Ping An European Warrants Jan 2018 E	0.171	70.9000	2018/01/24	100,000,000	2017/09/13
14764	J P Morgan SP BV	Shimao Property European Wts Dec 2018 A	0.251	19.1900	2018/12/31	60,000,000	2017/09/13
14751	J P Morgan SP BV	SPDR Gold Trust European Wts Apr 2018 A	0.367	1,111 per 100 units	2018/04/04	30,000,000	2017/09/13
14714	J P Morgan SP BV	Shenzhen Int'l European Warrants Jan 19 A	0.258	16.8000	2019/01/31	60,000,000	2017/09/13
14705	J P Morgan SP BV	Yuexiu Property European Warrants Feb 18A	0.156	1.55 per unit	2018/02/21	65,000,000	2017/09/13
14483	Macquarie Bank Ltd.	Agricultural Bk Euro Warrants Jul 18 A	0.280	3.78 per unit	2018/07/04	36,000,000	2017/09/13
14466	Macquarie Bank Ltd.	Galaxy Ent European Wts Apr 2018 A	0.307	63.8800	2018/04/04	33,000,000	2017/09/13
14510	Macquarie Bank Ltd.	HKEX European Put Warrants Jun 2018 A	0.871	160.0800	2018/06/04	13,500,000	2017/09/13
14499	Macquarie Bank Ltd.	HKEX European Put Warrants Jul 2018 C	0.250	197.68 per 100 units	2018/07/04	40,000,000	2017/09/13
14582	UBS AG	CC Bank European Warrants Jan 2018 C	0.201	7.36 per unit	2018/01/31	70,000,000	2017/09/13

Newly listed derivative warrants (continued)

Code	Issuer	Name of issue	Issue prices (HK\$)	Strike level/ Subscription price (HK\$) per 10 units	Subscription/ exercise period	Unit issued on initial listing	Listing date
14598	UBS AG	China Life European Warrants Feb 2018 A	0.159	24.9300	2018/02/02	100,000,000	2017/09/13
14605	UBS AG	A50 China European Warrants Feb 2018 A	0.214	15.90 per unit	2018/02/05	70,000,000	2017/09/13
14600	UBS AG	HSBC European Warrants Feb 2018 B	0.254	78.9300	2018/02/09	100,000,000	2017/09/13
14422	Bank Vontobel	AIA European Warrants Feb 2018 A	0.170	67.9000	2018/02/08	60,000,000	2017/09/13
14403	Bank Vontobel	China Mobile European Warrants Mar 2018 A	0.254	88.8000	2018/03/14	40,000,000	2017/09/13
14383	Bank Vontobel	HKEX European Warrants Jul 2018 A	0.151	245.60 per 100 units	2018/07/30	150,000,000	2017/09/13
14428	Bank Vontobel	ICBC European Warrants Mar 2018 A	0.266	6.08 per unit	2018/03/12	50,000,000	2017/09/13
14835	BNP Paribas Issuance B.V.	CAM CSI300 Euro Wts Jul 2018 B	0.250	50.0000	2018/07/04	40,000,000	2017/09/14
14828	BNP Paribas Issuance B.V.	Ch Railway Euro Wts Apr 2018 A	0.300	7.20 per unit	2018/04/04	40,000,000	2017/09/14
14856	BNP Paribas Issuance B.V.	HSI European Wts Mar 2018 F	0.370	26,600 per 6,000 units	2018/03/28	60,000,000	2017/09/14
14820	BNP Paribas Issuance B.V.	Kingsoft Euro Wts Jul 2018 B	0.250	20.0000	2018/07/04	80,000,000	2017/09/14
14846	BNP Paribas Issuance B.V.	PICC Group Euro Wts Apr 2018 B	0.250	3.90 per unit	2018/04/04	40,000,000	2017/09/14
14819	BNP Paribas Issuance B.V.	Sunny Optical Eu Wt Jul 2018 B	0.250	128 per 100 units	2018/07/04	100,000,000	2017/09/14
14921	Credit Suisse AG	Tencent Holdings European Wts Feb 2018 L	0.150	358.38 per 100 units	2018/02/09	150,000,000	2017/09/14
14922	Goldman Sachs SP (Asia)	Geely Auto European Wts Feb 2018 B	0.186	20.8500	2018/02/28	80,000,000	2017/09/14
14928	Goldman Sachs SP (Asia)	Galaxy Ent European Wts Dec 2017 C	0.168	60.0500	2017/12/29	60,000,000	2017/09/14
14948	Goldman Sachs SP (Asia)	HKEX European Warrants Mar 2018 E	0.150	238.20 per 100 units	2018/03/26	150,000,000	2017/09/14
14951	Goldman Sachs SP (Asia)	ICBC European Warrants Jan 2018 B	0.216	6.01 per unit	2018/01/29	80,000,000	2017/09/14
14874	HK Bank	Country Garden European Warrants Dec 2018 A	0.250	12.2800	2018/12/31	80,000,000	2017/09/14
14861	HK Bank	CITIC Sec European Warrants Sep 2018 A	0.150	18.9800	2018/09/24	80,000,000	2017/09/14
14862	HK Bank	Sunny Optical European Warrants Apr 2018 A	0.250	115.88 per 100 units	2018/04/30	100,000,000	2017/09/14
14779	Haitong Int'l Sec	Angang Steel European Warrants Jul 2018A	1.310	8.28 per unit	2018/07/30	20,000,000	2017/09/14
14782	Haitong Int'l Sec	ASM Pacific European Warrants Jul 2018 A	0.250	120 per 100 units	2018/07/30	80,000,000	2017/09/14
14790	Haitong Int'l Sec	Minsheng Bank European Warrants Jul 18 A	0.630	8 per unit	2018/07/18	40,000,000	2017/09/14
14816	Haitong Int'l Sec	Minsheng Bank European Warrants Jul 18 B	0.380	9 per unit	2018/07/30	40,000,000	2017/09/14
14809	Haitong Int'l Sec	Ch Molybdenum European Warrants Jul 18 A	0.750	5.38 per unit	2018/07/30	40,000,000	2017/09/14
14784	Haitong Int'l Sec	Tencent European Warrants Feb 2018 C	0.150	378.98 per 100 units	2018/02/22	150,000,000	2017/09/14
14973	J P Morgan SP BV	Ch Overseas European Warrants Jul 2018 B	0.150	33.0300	2018/07/31	100,000,000	2017/09/14
14952	J P Morgan SP BV	HKEX European Put Wts Oct 2018 B	0.250	188.88 per 100 units	2018/10/02	200,000,000	2017/09/14
14963	J P Morgan SP BV	Sands China European Warrants Jul 2018 A	0.250	43.4300	2018/07/03	100,000,000	2017/09/14
14988	J P Morgan SP BV	China Vanke European Warrants Apr 2018 A	0.282	30.3000	2018/04/04	60,000,000	2017/09/14
14775	Macquarie Bank Ltd.	CC Bank European Put Wts Apr 2018 B	0.448	6.35 per unit	2018/04/04	23,000,000	2017/09/14
14776	Macquarie Bank Ltd.	Geely Auto European Put Wts May 2018 C	0.258	16.6800	2018/05/03	39,000,000	2017/09/14
14887	SG Issuer	Kingsoft European Warrants Apr 2018 A	0.250	19.6800	2018/04/06	40,000,000	2017/09/14
14888	SG Issuer	Sands China European Warrants Aug 2018 A	0.250	46.0000	2018/08/03	40,000,000	2017/09/14
14895	SG Issuer	Sunny Optical European Warrants Jul 2018 A	0.220	128.88 per 100 units	2018/07/05	50,000,000	2017/09/14
15055	BOCI Asia Ltd.	SHK Ppt European Warrants Mar 2018 A	0.315	155.8000	2018/03/26	35,000,000	2017/09/15
15154	Credit Suisse AG	China Coal European Warrants Mar 2018 A	0.350	4.58 per unit	2018/03/14	30,000,000	2017/09/15
15189	Credit Suisse AG	CITIC European Warrants Mar 2018 A	0.400	13.90 per unit	2018/03/02	25,000,000	2017/09/15
15153	Credit Suisse AG	China Shenhua European Wts Feb 2018 A	0.150	23.2800	2018/02/28	70,000,000	2017/09/15
15145	Credit Suisse AG	Li & Fung European Warrants Mar 2018 A	0.280	4.38 per unit	2018/03/14	40,000,000	2017/09/15
15147	Credit Suisse AG	Meitu European Warrants Mar 2018 A	0.280	13.9800	2018/03/14	40,000,000	2017/09/15
15163	Credit Suisse AG	Sinopharm European Warrants Mar 2018 A	0.350	45.0800	2018/03/14	30,000,000	2017/09/15

Newly listed derivative warrants (continued)

Code	Issuer	Name of issue	Issue prices (HK\$)	Strike level/ Subscription price (HK\$) per 10 units	Subscription/ exercise period	Unit issued on initial listing	Listing date
15328	Goldman Sachs SP (Asia)	AIA European Warrants Feb 2018 C	0.150	65.9300	2018/02/15	80,000,000	2017/09/15
15326	Goldman Sachs SP (Asia)	CITIC Sec European Wts Mar 2018 A	0.716	20 per unit	2018/03/29	15,000,000	2017/09/15
15322	Goldman Sachs SP (Asia)	HSI European Put Wts Feb 2018 D	0.150	26,480 per 8,000 units	2018/02/27	120,000,000	2017/09/15
15340	Goldman Sachs SP (Asia)	SHK Ppt European Wts Mar 2018 A	0.261	150.0000	2018/03/01	40,000,000	2017/09/15
15000	Goldman Sachs SP (Asia)	Tencent European Put Wt Mar 2018 F	0.150	280.68 per 100 units	2018/03/27	100,000,000	2017/09/15
15197	HK Bank	CSOP A50 ETF European Warrants Feb 2018 A	0.220	16.50 per unit	2018/02/28	50,000,000	2017/09/15
15201	HK Bank	HSI European Warrants Apr 2018 D	0.150	28,738 per 8,000 units	2018/04/27	150,000,000	2017/09/15
15192	HK Bank	Sunny Optical European Warrants Aug 2018 A	0.150	138.08 per 100 units	2018/08/24	100,000,000	2017/09/15
15195	HK Bank	ZTE European Warrants Mar 2018 A	0.250	24.8800	2018/03/14	50,000,000	2017/09/15
15032	Haitong Int'l Sec	Country Garden European Warrants Dec 18A	0.250	13.8000	2018/12/06	120,000,000	2017/09/15
15052	Haitong Int'l Sec	China Life European Warrants Mar 2018 C	0.250	24.5800	2018/03/29	100,000,000	2017/09/15
15026	Haitong Int'l Sec	HSBC European Warrants Jan 2018 D	0.150	82.8200	2018/01/26	70,000,000	2017/09/15
15030	Haitong Int'l Sec	Lenovo European Warrants Feb 2018 A	0.150	4.80 per unit	2018/02/22	70,000,000	2017/09/15
15027	Haitong Int'l Sec	PetroChina European Warrants May 2018 A	0.220	5.78 per unit	2018/05/04	50,000,000	2017/09/15
15045	Haitong Int'l Sec	Tencent European Warrants Feb 2018 D	0.200	348.08 per 100 units	2018/02/28	100,000,000	2017/09/15
15281	J P Morgan SP BV	Agile Ppt European Warrants Feb 2018 A	0.389	12.80 per unit	2018/02/01	35,000,000	2017/09/15
15285	J P Morgan SP BV	China Gas Hold European Wts May 2018 A	0.251	25.5200	2018/05/02	70,000,000	2017/09/15
15266	J P Morgan SP BV	Henderson Land Dev European Wt Jul 2018 A	0.255	62.6200	2018/07/04	60,000,000	2017/09/15
15276	J P Morgan SP BV	New World Dev European Wts Dec 2017 A	0.228	12.90 per unit	2017/12/15	45,000,000	2017/09/15
15270	J P Morgan SP BV	SHK Ppt European Warrants Apr 2018 A	0.282	155.5000	2018/04/04	60,000,000	2017/09/15
15271	J P Morgan SP BV	SHK Ppt European Put Warrants Apr 2018 B	0.377	117.1700	2018/04/04	40,000,000	2017/09/15
15115	Macquarie Bank Ltd.	Henderson Land Dev Euro Wts Jul 2018 A	0.402	60.8800	2018/07/04	25,000,000	2017/09/15
15112	Macquarie Bank Ltd.	Henderson Land Dev Euro Put Wts Oct18A	0.336	42.8800	2018/10/03	30,000,000	2017/09/15
15108	Macquarie Bank Ltd.	SHK Ppt European Warrants May 2018 A	0.628	155.0000	2018/05/03	16,000,000	2017/09/15
15120	Macquarie Bank Ltd.	Wynn Macau European Wts Jul 2018 A	0.268	23.9800	2018/07/16	38,000,000	2017/09/15
15123	SG Issuer	CAM CSI300 European Warrants Sep 2018 A	0.250	53.8500	2018/09/05	40,000,000	2017/09/15
15054	SG Issuer	Country Garden European Warrants May 2019 A	0.250	14.2800	2019/05/06	50,000,000	2017/09/15
15142	SG Issuer	SHK Ppt European Warrants May 2018 A	0.770	145.8800	2018/05/04	13,000,000	2017/09/15
15053	SG Issuer	China Vanke European Warrants Apr 2018 A	0.335	30.0000	2018/04/06	30,000,000	2017/09/15
15239	UBS AG	Galaxy Ent European Warrants Mar 2018 B	0.252	63.8800	2018/03/14	70,000,000	2017/09/15
15205	UBS AG	Henderson Land Dev European Warrants Mar 2018 A	0.338	60.8800	2018/03/14	30,000,000	2017/09/15
15252	UBS AG	Melco European Warrants Mar 2018 A	0.250	21.3800	2018/03/26	40,000,000	2017/09/15
15236	UBS AG	Nine Dragons European Warrants Jun 2018 A	0.250	17.6800	2018/06/11	50,000,000	2017/09/15
15226	UBS AG	New World European Warrants Apr 2018 A	0.417	13.88 per unit	2018/04/09	25,000,000	2017/09/15
15229	UBS AG	SHK Ppt European Warrants Mar 2018 A	0.384	150.1000	2018/03/01	30,000,000	2017/09/15
15245	UBS AG	Tencent Holdings European Warrants Feb 2018 G	0.155	375.08 per 100 units	2018/02/21	300,000,000	2017/09/15
15244	UBS AG	Wynn Macau European Put Warrants Jun 2018 A	0.258	17.8800	2018/06/19	40,000,000	2017/09/15
15087	Bank Vontobel	China Life European Warrants Feb 2018 A	0.151	26.0000	2018/02/05	100,000,000	2017/09/15
15071	Bank Vontobel	HSBC European Warrants Apr 2018 A	0.254	77.8000	2018/04/03	40,000,000	2017/09/15
15057	Bank Vontobel	HSI European Warrants Dec 2017 A	0.152	28,088 per 6,000 units	2017/12/28	100,000,000	2017/09/15
15067	Bank Vontobel	HSI European Warrants Feb 2018 B	0.152	28,920 per 6,000 units	2018/02/27	100,000,000	2017/09/15
15007	Bank Vontobel	HSI European Put Warrants Feb 2018 A	0.152	27,288 per 8,500 units	2018/02/27	100,000,000	2017/09/15
15017	Bank Vontobel	HSI European Put Warrants Mar 2018 A	0.152	26,500 per 8,000 units	2018/03/28	100,000,000	2017/09/15

Newly listed derivative warrants (continued)

Code	Issuer	Name of issue	Issue prices (HK\$)	Strike level/ Subscription price (HK\$) per 10 units	Subscription/ exercise period	Unit issued on initial listing	Listing date
15095	Bank Vontobel	PetroChina European Warrants Feb 2018 A	0.151	5.63 per unit	2018/02/02	70,000,000	2017/09/15
15076	Bank Vontobel	Tencent European Warrants May 2018 A	0.254	358.80 per 100 units	2018/05/07	100,000,000	2017/09/15
15505	Credit Suisse AG	Ch Molybdenum European Warrants Mar 2018A	0.570	6.08 per unit	2018/03/19	18,000,000	2017/09/18
15492	Credit Suisse AG	Fosun Intl European Warrants Aug 2018 A	0.250	16.5800	2018/08/24	40,000,000	2017/09/18
15484	Credit Suisse AG	Henderson Land European Warrants Mar 18 B	0.250	63.1800	2018/03/19	40,000,000	2017/09/18
15511	Credit Suisse AG	New World Dev European Warrants Apr 2018A	0.340	13.98 per unit	2018/04/30	30,000,000	2017/09/18
15530	Goldman Sachs SP (Asia)	CAM CSI300 European Wts Mar 2018 C	0.250	51.2800	2018/03/19	80,000,000	2017/09/18
15521	Goldman Sachs SP (Asia)	China Mobile Euro Wts Feb 2018 D	0.223	85.9300	2018/02/28	80,000,000	2017/09/18
15527	Goldman Sachs SP (Asia)	China Tel European Wts Jan 2018 B	0.250	4.49 per unit	2018/01/24	40,000,000	2017/09/18
15522	Goldman Sachs SP (Asia)	China Unicom Euro Wts Jan 2018 B	0.532	12.12 per unit	2018/01/29	30,000,000	2017/09/18
15519	Goldman Sachs SP (Asia)	HSI European Put Wts Mar 2018 D	0.160	27,888 per 8,000 units	2018/03/28	120,000,000	2017/09/18
15362	HK Bank	CKH European Warrants Mar 2018 A	0.250	112.8800	2018/03/29	40,000,000	2017/09/18
15377	HK Bank	Galaxy Ent European Put Warrants Mar 2018 A	0.300	46.8300	2018/03/01	40,000,000	2017/09/18
15367	HK Bank	HSI European Put Warrants Mar 2018 D	0.180	27,868 per 8,000 units	2018/03/28	150,000,000	2017/09/18
15359	HK Bank	SHK Ppt European Warrants Mar 2018 A	0.280	152.8800	2018/03/29	40,000,000	2017/09/18
15347	Haitong Int'l Sec	Ali Pictures European Warrants Jul 2018A	0.295	1.55 per unit	2018/07/30	50,000,000	2017/09/18
15342	Haitong Int'l Sec	China EB Ltd European Warrants Aug 2018A	0.250	19.6800	2018/08/30	50,000,000	2017/09/18
15352	Haitong Int'l Sec	Kaisa Group European Warrants Jun 2019 A	0.252	4.4800	2019/06/28	100,000,000	2017/09/18
15354	Haitong Int'l Sec	KB Laminates European Warrants Mar 2018A	0.268	16.1800	2018/03/19	50,000,000	2017/09/18
15341	Haitong Int'l Sec	Kingboard Chem European Warrants Apr 18A	0.340	52.0000	2018/04/30	30,000,000	2017/09/18
15350	Haitong Int'l Sec	MCC European Warrants Mar 2018 A	0.290	3.18 per unit	2018/03/28	35,000,000	2017/09/18
15344	Haitong Int'l Sec	Panda Green European Warrants Nov 2018 A	0.330	1.28 per unit	2018/11/08	50,000,000	2017/09/18
15437	J P Morgan SP BV	Country Garden European Warrants Dec 18 B	0.250	14.4100	2018/12/31	100,000,000	2017/09/18
15476	J P Morgan SP BV	Ch Molybdenum European Warrants Apr 2018A	0.251	6 per unit	2018/04/03	40,000,000	2017/09/18
15470	J P Morgan SP BV	CNBM European Warrants Mar 2018 A	0.223	6.01 per unit	2018/03/02	45,000,000	2017/09/18
15358	Macquarie Bank Ltd.	SHK Ppt European Put Wts May 2018 B	1.012	125.0000	2018/05/03	10,000,000	2017/09/18
15399	SG Issuer	Country Garden European Warrants Mar 2018 A	1.250	14.28 per unit	2018/03/19	8,000,000	2017/09/18
15421	UBS AG	China Railway European Warrants Mar 2018 A	0.449	7.98 per unit	2018/03/19	25,000,000	2017/09/18
15419	UBS AG	Fosun Intl European Warrants Aug 2018 A	0.250	15.8800	2018/08/20	70,000,000	2017/09/18
15427	UBS AG	Fosun Intl European Put Warrants Apr 2018 A	0.252	14.3800	2018/04/16	40,000,000	2017/09/18
15433	UBS AG	HSI European Put Warrants Mar 2018 C	0.156	27,400 per 8,000 units	2018/03/28	200,000,000	2017/09/18
15434	UBS AG	HSI European Put Warrants Apr 2018 C	0.176	27,800 per 9,200 units	2018/04/27	200,000,000	2017/09/18
15400	UBS AG	IGG European Warrants Mar 2018 A	0.290	13.9800	2018/03/19	50,000,000	2017/09/18
16246#	Credit Suisse AG	Ping An European Warrants Jan 2018 A	0.570	59.8800	2018/01/31	80,000,000	2017/09/18
15582	BOCI Asia Ltd.	BYD European Warrants Mar 2018 B	0.543	61.9300	2018/03/26	40,000,000	2017/09/19
15579	BOCI Asia Ltd.	Country Garden European Warrants Oct 2018 A	0.251	12.2800	2018/10/29	100,000,000	2017/09/19
15562	BOCI Asia Ltd.	Henderson Land Dev European Warrants Mar18A	0.257	58.0000	2018/03/19	40,000,000	2017/09/19
15564	BOCI Asia Ltd.	New World Dev European Warrants Mar 2018 A	0.294	13.08 per unit	2018/03/29	40,000,000	2017/09/19
15580	BOCI Asia Ltd.	ZTE European Warrants Feb 2018 A	0.209	25.3000	2018/02/26	50,000,000	2017/09/19
15683	BNP Paribas Issuance B.V.	AIA European Wts Oct 2018 C	0.290	72.0000	2018/10/03	40,000,000	2017/09/19
15622	BNP Paribas Issuance B.V.	BYD European Wts Apr 2018 B	0.300	65.0000	2018/04/04	40,000,000	2017/09/19
15669	BNP Paribas Issuance B.V.	CC Bank Euro Wts Oct 2018 C	0.270	8.20 per unit	2018/10/03	40,000,000	2017/09/19
15629	BNP Paribas Issuance B.V.	CKP European Wts Jun 2018 A	0.270	78.0000	2018/06/04	40,000,000	2017/09/19

Newly listed derivative warrants (continued)

Code	Issuer	Name of issue	Issue prices (HK\$)	Strike level/ Subscription price (HK\$) per 10 units	Subscription/ exercise period	Unit issued on initial listing	Listing date
15685	BNP Paribas Issuance B.V.	Galaxy Ent Euro Wts May 2018 C	0.250	65.0000	2018/05/03	40,000,000	2017/09/19
15627	BNP Paribas Issuance B.V.	HLand Dev Euro Wts May 2018 A	0.250	60.0000	2018/05/03	40,000,000	2017/09/19
15663	BNP Paribas Issuance B.V.	Ping An European Wt Oct 2018 A	0.360	73.8000	2018/10/03	40,000,000	2017/09/19
15626	BNP Paribas Issuance B.V.	SUNAC European Wts Apr 2018 A	0.500	34.0000	2018/04/04	50,000,000	2017/09/19
15635	BNP Paribas Issuance B.V.	Zijin Mining Eu Wts Apr 2018 A	0.250	3.30 per unit	2018/04/04	40,000,000	2017/09/19
15692	Credit Suisse AG	Angang Steel European Warrants Mar 2018 A	0.800	9.09 per unit	2018/03/19	15,000,000	2017/09/19
15695	Credit Suisse AG	BYD European Warrants Mar 2018 A	0.400	68.6800	2018/03/19	25,000,000	2017/09/19
15694	Credit Suisse AG	Yuexiu Property European Wts Aug 2018 A	0.250	1.75 per unit	2018/08/31	40,000,000	2017/09/19
15730	Goldman Sachs SP (Asia)	BOCL European Warrants Feb 2018 C	0.150	4.39 per unit	2018/02/05	80,000,000	2017/09/19
15723	Goldman Sachs SP (Asia)	CC Bank Euro Put Wts Feb 2018 D	0.157	6.24 per unit	2018/02/26	80,000,000	2017/09/19
15722	Goldman Sachs SP (Asia)	Lenovo European Wts Feb 2018 B	0.167	5.09 per unit	2018/02/21	60,000,000	2017/09/19
15725	Goldman Sachs SP (Asia)	Sands China Euro Wts Mar 2018 A	0.150	42.5500	2018/03/27	80,000,000	2017/09/19
15641	HK Bank	Henderson Land Dev European Warrants Jun 2018 A	0.250	59.8800	2018/06/29	40,000,000	2017/09/19
15640	HK Bank	IGG European Warrants Apr 2018 A	0.250	12.8800	2018/04/30	40,000,000	2017/09/19
15647	HK Bank	Tencent European Warrants Dec 2017 H	1.300	361.0800	2017/12/29	15,000,000	2017/09/19
15661	HK Bank	Tencent European Warrants Jan 2018 D	0.800	401.0800	2018/01/29	15,000,000	2017/09/19
15644	HK Bank	Tencent European Warrants Mar 2018 C	0.150	391.28 per 100 units	2018/03/22	150,000,000	2017/09/19
15720	J P Morgan SP BV	CHALCO European Warrants Mar 2018 A	0.481	8.08 per unit	2018/03/29	30,000,000	2017/09/19
15713	J P Morgan SP BV	BYD European Warrants Apr 2018 A	0.255	69.9600	2018/04/03	40,000,000	2017/09/19
15709	J P Morgan SP BV	Geely Auto European Put Warrants Apr 18 D	0.251	19.1900	2018/04/03	100,000,000	2017/09/19
15721	J P Morgan SP BV	HSCEI European Put Warrants Mar 2018 A	0.152	10,950 per 5,000 units	2018/03/28	200,000,000	2017/09/19
15714	J P Morgan SP BV	Melco Int'l Dev European Wts Aug 2018 A	0.250	23.3200	2018/08/01	60,000,000	2017/09/19
15715	J P Morgan SP BV	Techtronic European Warrants Mar 2018 A	0.347	49.4900	2018/03/29	30,000,000	2017/09/19
15610	Macquarie Bank Ltd.	BYD European Warrants Jun 2018 A	0.503	70.0000	2018/06/04	20,000,000	2017/09/19
15617	Macquarie Bank Ltd.	Chi Res Land European Put Wts Jan 19 A	0.250	20.0000	2019/01/03	40,000,000	2017/09/19
15544	Macquarie Bank Ltd.	A50 China European Put Wts May 2018 A	0.589	11.88 per unit	2018/05/03	17,000,000	2017/09/19
15612	Macquarie Bank Ltd.	Ping An European Warrants Aug 2018 B	0.400	75.0000	2018/08/02	25,000,000	2017/09/19
15547	Macquarie Bank Ltd.	SUNAC European Warrants Dec 2018 A	0.646	36.8800	2018/12/04	16,000,000	2017/09/19
15706	SG Issuer	CHALCO European Warrants Apr 2018 A	0.840	7.50 per unit	2018/04/06	12,000,000	2017/09/19
15731	UBS AG	BYD European Warrants Dec 2017 B	0.229	62.6700	2017/12/29	50,000,000	2017/09/19
15733	UBS AG	BYD European Warrants Mar 2018 A	0.280	70.8800	2018/03/26	50,000,000	2017/09/19
15734	UBS AG	BYD European Put Warrants Mar 2018 B	0.387	45.8800	2018/03/19	30,000,000	2017/09/19
15537	UBS AG	Geely Auto European Put Warrants Feb 2018 D	0.206	17.3600	2018/02/26	50,000,000	2017/09/19
15541	UBS AG	HSI European Warrants Apr 2018 D	0.151	30,000 per 6,500 units	2018/04/27	200,000,000	2017/09/19
15735	UBS AG	Li & Fung European Warrants Mar 2018 A	0.348	4.68 per unit	2018/03/19	30,000,000	2017/09/19
15915	BNP Paribas Issuance B.V.	CHALCO European Wts Apr 2018 A	0.780	7.90 per unit	2018/04/04	40,000,000	2017/09/20
15850	BNP Paribas Issuance B.V.	Lenovo European Wts Jul 2018 A	0.320	4.90 per unit	2018/07/04	40,000,000	2017/09/20
15912	BNP Paribas Issuance B.V.	NCI European Wts May 2018 A	0.350	53.6000	2018/05/03	40,000,000	2017/09/20
15849	BNP Paribas Issuance B.V.	SHK Ppt Euro Warrants Apr 2018 A	0.260	158.0000	2018/04/04	40,000,000	2017/09/20
15907	BNP Paribas Issuance B.V.	Sunny Optical Eu Wt Jul 2018 C	0.250	142 per 100 units	2018/07/04	100,000,000	2017/09/20
15910	BNP Paribas Issuance B.V.	Sunny Optical Eu Wt Sep 2018 A	0.260	150 per 100 units	2018/09/04	100,000,000	2017/09/20
15864	Credit Suisse AG	ASM Pacific European Warrants Jun 2018 A	0.250	136.08 per 100 units	2018/06/29	100,000,000	2017/09/20
15845	Credit Suisse AG	China Mobile European Warrants Dec 2017 C	0.200	84.828 per 10 units	2017/12/29	70,000,000	2017/09/20

Newly listed derivative warrants (continued)

Code	Issuer	Name of issue	Issue prices (HK\$)	Strike level/ Subscription price (HK\$) per 10 units	Subscription/ exercise period	Unit issued on initial listing	Listing date
15876	Credit Suisse AG	CNBM European Warrants Feb 2018 A	0.400	6.89 per unit	2018/02/28	25,000,000	2017/09/20
15874	Credit Suisse AG	Geely Auto European Warrants Mar 2018 A	0.200	25.9300	2018/03/02	80,000,000	2017/09/20
15904	Credit Suisse AG	Hang Lung Ppt European Warrants Aug 2018A	0.250	20.6800	2018/08/31	40,000,000	2017/09/20
15868	Credit Suisse AG	IGG European Warrants Mar 2018 A	0.250	13.0800	2018/03/19	40,000,000	2017/09/20
15861	Credit Suisse AG	KB Laminates European Warrants Mar 2018 A	0.250	18.6800	2018/03/19	40,000,000	2017/09/20
15898	Credit Suisse AG	Sunny Optical European Put Wts Apr 2018 A	0.250	115.88 per 100 units	2018/04/30	100,000,000	2017/09/20
16007	Goldman Sachs SP (Asia)	BOCL European Warrants Feb 2018 D	0.150	4.49 per unit	2018/02/26	80,000,000	2017/09/20
16006	Goldman Sachs SP (Asia)	BYD European Warrants Mar 2018 B	0.325	60.0000	2018/03/29	40,000,000	2017/09/20
15999	Goldman Sachs SP (Asia)	Geely Auto European Wts Mar 2018 A	0.250	24.8800	2018/03/29	60,000,000	2017/09/20
16008	Goldman Sachs SP (Asia)	PetroChina European Wts Feb 2018 B	0.150	5.61 per unit	2018/02/23	80,000,000	2017/09/20
15766	Haitong Int'l Sec	Brilliance Chi European Warrants Mar 18A	0.335	25.0000	2018/03/21	40,000,000	2017/09/20
15801	Haitong Int'l Sec	BYD European Warrants Aug 2018 A	0.598	70.0000	2018/08/08	40,000,000	2017/09/20
15762	Haitong Int'l Sec	China Taiping European Warrants Mar 18 A	0.208	25.3000	2018/03/01	60,000,000	2017/09/20
15765	Haitong Int'l Sec	China Taiping European Warrants Aug 18 A	0.283	26.8800	2018/08/08	60,000,000	2017/09/20
15761	Haitong Int'l Sec	Geely Auto European Warrants Mar 2018 B	0.223	25.3000	2018/03/08	100,000,000	2017/09/20
15755	Haitong Int'l Sec	Geely Auto European Warrants Jul 2018 B	0.402	24.0000	2018/07/06	100,000,000	2017/09/20
15745	Haitong Int'l Sec	Geely Auto European Put Warrants Apr 18C	0.322	18.5000	2018/04/30	50,000,000	2017/09/20
15840	Haitong Int'l Sec	ND Paper European Warrants Jun 2018 A	0.265	18.8800	2018/06/29	40,000,000	2017/09/20
15815	Haitong Int'l Sec	Sunny Optical European Wts Aug 2018 B	0.250	145 per 100 units	2018/08/08	100,000,000	2017/09/20
15805	Haitong Int'l Sec	China Vanke European Warrants May 2018 A	0.268	30.8800	2018/05/31	40,000,000	2017/09/20
15983	SG Issuer	Anhui Conch European Warrants May 2018 A	0.250	40.0000	2018/05/04	40,000,000	2017/09/20
15984	SG Issuer	BYD European Warrants Apr 2018 B	0.500	65.0000	2018/04/06	20,000,000	2017/09/20
15990	SG Issuer	CNBM European Warrants Apr 2018 A	0.530	7 per unit	2018/04/06	19,000,000	2017/09/20
15995	SG Issuer	Sunny Optical European Warrants May 2018 A	0.250	140 per 100 units	2018/05/04	50,000,000	2017/09/20
15981	UBS AG	BEA European Warrants Jan 2018 A	0.182	38.9300	2018/01/26	70,000,000	2017/09/20
15916	UBS AG	Minsheng Bank European Warrants Jan 2018 A	0.225	9.01 per unit	2018/01/26	50,000,000	2017/09/20
15935	UBS AG	China Tel European Warrants Mar 2018 A	0.250	4.28 per unit	2018/03/19	40,000,000	2017/09/20
15934	UBS AG	Geely Auto European Warrants Mar 2018 C	0.251	26.8800	2018/03/26	100,000,000	2017/09/20
15928	UBS AG	R&F Ppt European Warrants May 2018 A	0.252	21.9800	2018/05/03	40,000,000	2017/09/20
15962	UBS AG	Sunny Optical European Warrants Apr 2018 B	0.250	140.88 per 100 units	2018/04/09	100,000,000	2017/09/20
15925	UBS AG	Zhaojin Mining European Warrants Mar 2018 A	0.741	8.88 per unit	2018/03/19	15,000,000	2017/09/20
16029	BOCI Asia Ltd.	AIA European Put Warrants Mar 2018 A	0.262	55.5000	2018/03/01	50,000,000	2017/09/21
16028	BOCI Asia Ltd.	BYD European Warrants Mar 2018 C	0.352	68.8800	2018/03/29	50,000,000	2017/09/21
16051	BOCI Asia Ltd.	CM Bank European Warrants Apr 2018 A	0.215	34.9300	2018/04/23	100,000,000	2017/09/21
16052	BOCI Asia Ltd.	China Mobile European Warrants Feb 2018 B	0.293	84.80 per 10 units	2018/02/02	200,000,000	2017/09/21
16046	BOCI Asia Ltd.	Meitu European Warrants Feb 2018 A	0.236	14.9000	2018/02/26	100,000,000	2017/09/21
16030	BOCI Asia Ltd.	Sands China European Put Wts Mar 2018 B	0.217	34.3300	2018/03/22	50,000,000	2017/09/21
16042	BOCI Asia Ltd.	Sunny Optical European Warrants Jun 2018 B	0.251	150 per 100 units	2018/06/11	100,000,000	2017/09/21
16026	BNP Paribas Issuance B.V.	Country Garden Eu Wt Dec 2018 A	0.250	16.0000	2018/12/04	120,000,000	2017/09/21
16064	Credit Suisse AG	CHALCO European Wts Mar 2018 A	0.500	8.68 per unit	2018/03/20	20,000,000	2017/09/21
16090	Credit Suisse AG	Country Garden European Warrants Oct 18 A	0.250	15.6800	2018/10/31	60,000,000	2017/09/21
16070	Credit Suisse AG	Sunny Optical European Warrants Jun 2018C	0.250	152.88 per 100 units	2018/06/29	80,000,000	2017/09/21
16059	Credit Suisse AG	China Vanke European Warrants Apr 2018 A	0.250	34.2800	2018/04/30	40,000,000	2017/09/21

Newly listed derivative warrants (continued)

Code	Issuer	Name of issue	Issue prices (HK\$)	Strike level/ Subscription price (HK\$) per 10 units	Subscription/ exercise period	Unit issued on initial listing	Listing date
16097	Goldman Sachs SP (Asia)	Ping An European Wts Feb 2018 B	0.298	64.6900	2018/02/23	80,000,000	2017/09/21
16114	Goldman Sachs SP (Asia)	SHK Ppt European Wts Dec 2017 A	0.305	139.9800	2017/12/21	40,000,000	2017/09/21
16010	Haitong Int'l Sec	Chinasoft Int'l European Warrants May18A	0.390	6 per unit	2018/05/18	28,000,000	2017/09/21
16009	Haitong Int'l Sec	China Travel HK European Warrants Aug18A	0.400	3.18 per unit	2018/08/08	25,000,000	2017/09/21
16014	Haitong Int'l Sec	Yongda Auto European Warrants Sep 2018 A	0.266	14.0000	2018/09/28	80,000,000	2017/09/21
16076	J P Morgan SP BV	Anhui Conch European Warrants Apr 2018 A	0.266	40.4000	2018/04/03	60,000,000	2017/09/21
16071	J P Morgan SP BV	Sunny Optical European Warrants Jul 2018A	0.254	151.51 per 100 units	2018/07/03	100,000,000	2017/09/21
16116	SG Issuer	Ch Mob European Warrants Apr 2018 A	0.250	89.8800	2018/04/06	60,000,000	2017/09/21
16119	SG Issuer	Wharf European Warrants May 2018 A	0.670	76.0000	2018/05/04	15,000,000	2017/09/21
16085	UBS AG	China Mengniu European Warrants Jul 2018 A	0.250	23.8800	2018/07/31	40,000,000	2017/09/21
16079	UBS AG	Sunny Optical European Put Warrants Sep 2018 A	0.309	106 per 100 units	2018/09/24	40,000,000	2017/09/21
16087	UBS AG	Techtronic European Warrants Mar 2018 A	0.250	50.8800	2018/03/20	40,000,000	2017/09/21
16134	BNP Paribas Issuance B.V.	Evergrande Euro Wts Aug 2018 A	0.560	38.0000	2018/08/02	50,000,000	2017/09/22
16157	Credit Suisse AG	Chinares Cement European Warrants Apr 18A	0.670	6.08 per unit	2018/04/30	15,000,000	2017/09/22
16156	Credit Suisse AG	NCI European Warrants Jan 2018 B	0.250	51.9300	2018/01/23	40,000,000	2017/09/22
16180	Goldman Sachs SP (Asia)	HSBC European Warrants Jan 2018 G	0.150	82.8700	2018/01/26	80,000,000	2017/09/22
16185	Goldman Sachs SP (Asia)	HSBC European Warrants Mar 2018 A	0.161	79.8400	2018/03/09	80,000,000	2017/09/22
16192	J P Morgan SP BV	Anta Sports European Warrants Mar 2018 A	0.256	39.3900	2018/03/29	40,000,000	2017/09/22
16239	J P Morgan SP BV	AviChina European Warrants Mar 2018 A	0.350	5.50 per unit	2018/03/29	30,000,000	2017/09/22
16252	J P Morgan SP BV	CMS European Warrants Mar 2018 A	0.151	15.9000	2018/03/01	70,000,000	2017/09/22
16222	J P Morgan SP BV	Chinares Cement Euro Warrants Mar 2018 A	0.382	6.06 per unit	2018/03/29	40,000,000	2017/09/22
16243	J P Morgan SP BV	Gome European Warrants Nov 2018 A	0.152	1 per unit	2018/11/21	70,000,000	2017/09/22
16196	J P Morgan SP BV	HS Bank European Warrants Mar 2018 A	0.417	206.0600	2018/03/29	25,000,000	2017/09/22
16224	J P Morgan SP BV	Poly Property European Warrants Mar 2018A	0.288	5.35 per unit	2018/03/29	35,000,000	2017/09/22
16216	J P Morgan SP BV	Samsonite European Warrants Mar 2018 A	0.255	37.3700	2018/03/29	40,000,000	2017/09/22
16223	J P Morgan SP BV	Sh Electric European Warrants Mar 2018 A	0.252	4.34 per unit	2018/03/29	40,000,000	2017/09/22
16187	J P Morgan SP BV	SUNAC European Warrants Mar 2018 A	0.644	39.3900	2018/03/29	50,000,000	2017/09/22
16189	J P Morgan SP BV	China Vanke European Warrants May 2018 A	0.258	34.3400	2018/05/02	50,000,000	2017/09/22
16251	J P Morgan SP BV	Xinyi Glass European Warrants Aug 2018 A	0.150	9.8800	2018/08/13	70,000,000	2017/09/22
16200	J P Morgan SP BV	CRRC Times European Warrants Mar 2018 A	0.253	52.5200	2018/03/29	40,000,000	2017/09/22
16135	Macquarie Bank Ltd.	China Vanke European Wts Aug 2018 A	0.360	35.8800	2018/08/15	28,000,000	2017/09/22
16140	SG Issuer	Country Garden European Warrants May 2018 A	1.030	18 per unit	2018/05/04	10,000,000	2017/09/22
16125	SG Issuer	CP&CC European Warrants Apr 2018 A	0.250	6.50 per unit	2018/04/06	40,000,000	2017/09/22
16141	SG Issuer	Fosun Intl European Warrants Aug 2018 A	0.250	16.8800	2018/08/03	50,000,000	2017/09/22
16130	SG Issuer	Ping An European Warrants Mar 2018 E	0.225	68.9300	2018/03/05	100,000,000	2017/09/22
16139	SG Issuer	China Vanke European Warrants May 2018 A	0.335	35.0000	2018/05/04	30,000,000	2017/09/22
16132	SG Issuer	Yanzhou Coal Eu Wt Apr 2018 A	1.220	8.40 per unit	2018/04/06	10,000,000	2017/09/22
16143	SG Issuer	ZTE European Warrants Apr 2018 A	0.250	26.8800	2018/04/06	40,000,000	2017/09/22
16163	UBS AG	China Mobile European Put Warrants Jan 2018 B	0.153	74.88 per 10 units	2018/01/26	70,000,000	2017/09/22
16162	UBS AG	CNOOC European Warrants Mar 2018 A	0.269	11.38 per unit	2018/03/21	40,000,000	2017/09/22
16496	BOCI Asia Ltd.	Agricultural Bk European Wts Jan 2018 B	0.169	3.81 per unit	2018/01/31	100,000,000	2017/09/25
16494	BOCI Asia Ltd.	CC Bank European Warrants Apr 2018 A	0.252	7.50 per unit	2018/04/03	100,000,000	2017/09/25
16515	BOCI Asia Ltd.	Ch Overseas European Warrants Jul 2018 A	0.214	33.0500	2018/07/30	70,000,000	2017/09/25

Newly listed derivative warrants (continued)

Code	Issuer	Name of issue	Issue prices (HK\$)	Strike level/ Subscription price (HK\$) per 10 units	Subscription/ exercise period	Unit issued on initial listing	Listing date
16549	BOCI Asia Ltd.	Geely Auto European Warrants Mar 2018 C	0.250	27.2800	2018/03/26	100,000,000	2017/09/25
16493	BOCI Asia Ltd.	Galaxy Ent European Warrants Mar 2018 B	0.203	63.9300	2018/03/12	100,000,000	2017/09/25
16498	BOCI Asia Ltd.	HKEX European Warrants Apr 2018 C	0.185	220.20 per 100 units	2018/04/03	200,000,000	2017/09/25
16501	BOCI Asia Ltd.	HSBC European Warrants Apr 2018 A	0.208	81.0500	2018/04/26	200,000,000	2017/09/25
16512	BOCI Asia Ltd.	China Vanke European Warrants Apr 2018 A	0.251	33.8800	2018/04/03	70,000,000	2017/09/25
16446	BNP Paribas Issuance B.V.	Agile Ppt Euro Wt Apr 2018 A	0.540	16 per unit	2018/04/04	20,000,000	2017/09/25
16265	BNP Paribas Issuance B.V.	BYD European Wts May 2018 B	0.470	70.0000	2018/05/03	40,000,000	2017/09/25
16430	BNP Paribas Issuance B.V.	Country Garden Eu Wt Aug 2018 A	0.250	18.0000	2018/08/02	120,000,000	2017/09/25
16426	BNP Paribas Issuance B.V.	CITIC Sec Euro Wts Dec 2018 A	0.250	21.0000	2018/12/04	80,000,000	2017/09/25
16263	BNP Paribas Issuance B.V.	Geely Auto Euro Wts Apr 2018 A	0.250	26.0000	2018/04/04	70,000,000	2017/09/25
16447	BNP Paribas Issuance B.V.	R&F Ppt Euro Wts Jul 2018 A	0.280	26.0000	2018/07/04	80,000,000	2017/09/25
16256	BNP Paribas Issuance B.V.	SUNAC European Wts Apr 2018 B	0.630	45.0000	2018/04/04	50,000,000	2017/09/25
16425	BNP Paribas Issuance B.V.	Tencent Euro Wts Apr 2018 E	0.250	380 per 100 units	2018/04/04	80,000,000	2017/09/25
16417	BNP Paribas Issuance B.V.	Tencent Euro Wts May 2018 D	0.170	408 per 100 units	2018/05/03	80,000,000	2017/09/25
16409	Credit Suisse AG	Fosun Intl European Warrants Aug 2018 B	0.250	20.8800	2018/08/17	40,000,000	2017/09/25
16412	Credit Suisse AG	R&F Ppt European Warrants Apr 2018 A	0.250	26.8800	2018/04/30	40,000,000	2017/09/25
16608	Goldman Sachs SP (Asia)	Country Garden European Wts Apr18A	0.250	14.8800	2018/04/30	50,000,000	2017/09/25
16611	Goldman Sachs SP (Asia)	Ch Overseas European Wts Mar 2018A	0.250	31.8800	2018/03/29	80,000,000	2017/09/25
16607	Goldman Sachs SP (Asia)	SUNAC European Warrants Apr 2018 A	0.336	36.8000	2018/04/03	40,000,000	2017/09/25
16606	Goldman Sachs SP (Asia)	Tencent European Put Wt Feb 2018 O	0.178	329.80 per 100 units	2018/02/26	150,000,000	2017/09/25
16364	HK Bank	Agricultural Bank European Warrants Jul 2018 A	0.250	3.68 per unit	2018/07/31	50,000,000	2017/09/25
16377	HK Bank	BYD European Warrants Mar 2018 A	0.340	67.8800	2018/03/29	30,000,000	2017/09/25
16360	HK Bank	China Mobile European Warrants Mar 2018 B	0.350	83.2800	2018/03/29	40,000,000	2017/09/25
16332	HK Bank	CNOOC European Warrants Mar 2018 B	0.500	9.98 per unit	2018/03/29	25,000,000	2017/09/25
16386	HK Bank	Geely Auto European Warrants Feb 2018 E	0.180	25.9300	2018/02/27	100,000,000	2017/09/25
16358	HK Bank	PICC European Warrants Oct 2018 A	0.150	16.0200	2018/10/29	80,000,000	2017/09/25
16338	HK Bank	Tencent European Put Warrants Feb 2018 C	0.180	329.80 per 100 units	2018/02/28	100,000,000	2017/09/25
16452	Haitong Int'l Sec	Country Garden European Warrants Jun 18A	0.250	16.8000	2018/06/20	120,000,000	2017/09/25
16490	Haitong Int'l Sec	Country Garden European Warrants Nov 18B	0.250	19.8000	2018/11/05	120,000,000	2017/09/25
16403	Haitong Int'l Sec	Ch Overseas European Warrants May 2018 A	0.250	33.0800	2018/05/25	80,000,000	2017/09/25
16408	Haitong Int'l Sec	R&F Ppt European Warrants Mar 2018 B	0.290	22.8000	2018/03/26	80,000,000	2017/09/25
16405	Haitong Int'l Sec	R&F Ppt European Warrants Apr 2018 B	0.250	26.0000	2018/04/27	80,000,000	2017/09/25
16602	J P Morgan SP BV	China Agri European Warrants Mar 2018 A	0.508	4.74 per unit	2018/03/29	20,000,000	2017/09/25
16574	J P Morgan SP BV	Country Garden European Warrants Aug 18 A	0.250	18.1800	2018/08/31	60,000,000	2017/09/25
16575	J P Morgan SP BV	CM Bank European Warrants May 2018 A	0.251	32.8800	2018/05/18	60,000,000	2017/09/25
16596	J P Morgan SP BV	Fosun Intl European Warrants Aug 2018 A	0.250	20.2000	2018/08/02	60,000,000	2017/09/25
16585	J P Morgan SP BV	Haier Elec European Warrants Mar 2018 A	0.251	23.2300	2018/03/29	60,000,000	2017/09/25
16570	J P Morgan SP BV	HSI European Put Warrants Mar 2018 F	0.252	28,800 per 10,000 units	2018/03/28	200,000,000	2017/09/25
16584	J P Morgan SP BV	Li & Fung European Warrants May 2018 A	0.315	4.84 per unit	2018/05/02	60,000,000	2017/09/25
16595	J P Morgan SP BV	Longfor PPT European Warrants Apr 2018 A	0.252	26.6200	2018/04/30	60,000,000	2017/09/25
16583	J P Morgan SP BV	SJM Holdings European Warrants Apr 2018 A	0.303	8.88 per unit	2018/04/03	35,000,000	2017/09/25
16571	J P Morgan SP BV	SMIC European Wts Dec 2018 B	0.156	11.0100	2018/12/11	70,000,000	2017/09/25
16594	J P Morgan SP BV	China COSCO European Warrants Mar 2018 A	0.509	7.07 per unit	2018/03/29	30,000,000	2017/09/25

Newly listed derivative warrants (continued)

Code	Issuer	Name of issue	Issue prices (HK\$)	Strike level/ Subscription price (HK\$) per 10 units	Subscription/ exercise period	Unit issued on initial listing	Listing date
16572	J P Morgan SP BV	Yuexiu Property European Warrants Aug 18A	0.253	2.12 per unit	2018/08/01	60,000,000	2017/09/25
16559	Macquarie Bank Ltd.	BYD European Warrants May 2018 A	0.334	80.8800	2018/05/03	30,000,000	2017/09/25
16564	Macquarie Bank Ltd.	BYD European Put Warrants Apr 2018 C	0.527	52.8800	2018/04/04	19,000,000	2017/09/25
16392	Macquarie Bank Ltd.	Chi Res Land European Wts Sep 2018 A	0.250	33.8800	2018/09/04	40,000,000	2017/09/25
16391	Macquarie Bank Ltd.	R&F Ppt European Warrants Aug 2018 A	0.325	29.8800	2018/08/02	31,000,000	2017/09/25
16556	Macquarie Bank Ltd.	Kingdee Int'l European Wts Jul 2018 A	0.455	4.68 per unit	2018/07/17	22,000,000	2017/09/25
16557	Macquarie Bank Ltd.	Sino Biopharm European Wts Sep 2020 A	0.310	9.9800	2020/09/16	33,000,000	2017/09/25
16272	SG Issuer	CITIC Sec European Warrants Apr 2018 A	1.120	21.50 per unit	2018/04/06	9,000,000	2017/09/25
16266	SG Issuer	China Overseas European Warrants Apr 2018 A	1.430	34.88 per unit	2018/04/06	7,000,000	2017/09/25
16267	SG Issuer	China Res Land European Warrants May 2018 A	0.250	30.8800	2018/05/04	40,000,000	2017/09/25
16280	SG Issuer	Geely Auto European Warrants Mar 2018 D	0.235	25.3300	2018/03/05	50,000,000	2017/09/25
16287	SG Issuer	HSI European Put Warrants Apr 2018 G	0.160	27,800 per 9,200 units	2018/04/27	150,000,000	2017/09/25
16316	SG Issuer	Shimao Ppt Eu Wt Apr 2018 A	0.250	20.5000	2018/04/06	40,000,000	2017/09/25
16540	UBS AG	CITIC Sec European Warrants Jun 2018 A	0.151	20.0500	2018/06/25	70,000,000	2017/09/25
16547	UBS AG	Fosun Intl European Warrants Aug 2018 B	0.251	22.0800	2018/08/08	70,000,000	2017/09/25
16535	UBS AG	HKEX European Warrants Jan 2018 D	0.396	277.9700	2018/01/31	50,000,000	2017/09/25
16531	UBS AG	HKEX European Warrants Mar 2018 B	0.151	238.20 per 100 units	2018/03/26	300,000,000	2017/09/25
16525	UBS AG	Tencent Holdings European Put Warrants Feb 2018 H	0.211	329.80 per 100 units	2018/02/26	200,000,000	2017/09/25
16394	Bank Vontobel	China Overseas European Warrants Sep 2018 A	0.253	33.8000	2018/09/04	40,000,000	2017/09/25
16331	Bank Vontobel	Galaxy Ent European Warrants Mar 2018 A	0.252	62.0000	2018/03/26	50,000,000	2017/09/25
16401	Bank Vontobel	SHK Ppt European Warrants Apr 2018 A	0.415	152.8000	2018/04/04	25,000,000	2017/09/25
16322	Bank Vontobel	Tencent European Warrants Feb 2018 A	1.161	401.0000	2018/02/02	10,000,000	2017/09/25
16681	Credit Suisse AG	Tencent Holdings European Wts Mar 2018 H	0.250	403.28 per 100 units	2018/03/29	150,000,000	2017/09/26
16687	Goldman Sachs SP (Asia)	BYD European Warrants Apr 2018 A	0.250	70.0000	2018/04/30	50,000,000	2017/09/26
16691	Goldman Sachs SP (Asia)	Tencent European Wt Jan 2018 F	0.715	401.0800	2018/01/26	30,000,000	2017/09/26
16693	Goldman Sachs SP (Asia)	Tencent European Wt Mar 2018 H	0.250	380.88 per 100 units	2018/03/26	150,000,000	2017/09/26
16688	Goldman Sachs SP (Asia)	Tencent European Wt Apr 2018 C	0.150	408.20 per 100 units	2018/04/23	150,000,000	2017/09/26
16686	Goldman Sachs SP (Asia)	Tencent European Put Wt Mar 2018 G	0.250	340 per 100 units	2018/03/26	150,000,000	2017/09/26
16618	HK Bank	Anhui Conch European Warrants Feb 2018 A	0.180	36.2300	2018/02/27	80,000,000	2017/09/26
16622	HK Bank	Stanchart European Warrants Mar 2018 A	0.410	82.8800	2018/03/29	25,000,000	2017/09/26
16619	HK Bank	Yanzhou Coal European Warrants Dec 2018 A	0.250	7.8800	2018/12/31	100,000,000	2017/09/26
16735	J P Morgan SP BV	CNOOC European Put Warrants Apr 2018 A	0.263	8.58 per unit	2018/04/03	100,000,000	2017/09/26
16710	J P Morgan SP BV	China Res Gas European Warrants Mar 2018A	0.250	32.3200	2018/03/29	60,000,000	2017/09/26
16740	J P Morgan SP BV	CSDC European Warrants Jun 2018 A	0.153	2.38 per unit	2018/06/22	70,000,000	2017/09/26
16713	J P Morgan SP BV	GAC European Warrants Apr 2018 A	0.155	22.3000	2018/04/30	70,000,000	2017/09/26
16696	J P Morgan SP BV	Baiyunshan Ph European Warrants Mar 2018A	0.256	25.2530	2018/03/29	40,000,000	2017/09/26
16722	J P Morgan SP BV	Kingsoft European Warrants Apr 2018 A	0.187	20.0500	2018/04/16	60,000,000	2017/09/26
16702	J P Morgan SP BV	Nexteer European Warrants Feb 2018 A	0.167	16.1000	2018/02/21	60,000,000	2017/09/26
16698	J P Morgan SP BV	Sh Pharma European Warrants Jun 2018 A	0.179	25.0000	2018/06/22	60,000,000	2017/09/26
16744	J P Morgan SP BV	Wynn Macau European Warrants May 2018 A	0.251	25.0000	2018/05/02	60,000,000	2017/09/26
16613	Macquarie Bank Ltd.	CHALCO European Warrants May 2018 A	0.935	7.98 per unit	2018/05/03	11,000,000	2017/09/26
16672	Macquarie Bank Ltd.	GCL-Poly Energy European Wts Oct 2019A	0.286	1.38 per unit	2019/10/02	35,000,000	2017/09/26
16612	Macquarie Bank Ltd.	Geely Auto European Wts May 2018 D	0.345	25.5500	2018/05/03	29,000,000	2017/09/26

Newly listed derivative warrants (continued)

Code	Issuer	Name of issue	Issue prices (HK\$)	Strike level/ Subscription price (HK\$) per 10 units	Subscription/ exercise period	Unit issued on initial listing	Listing date
16670	Macquarie Bank Ltd.	Skyworth Digital European Wts Sep 18 A	0.910	4.28 per unit	2018/09/18	11,000,000	2017/09/26
16665	Macquarie Bank Ltd.	SUNAC European Warrants Jun 2018 A	0.682	46.8800	2018/06/04	15,000,000	2017/09/26
16669	Macquarie Bank Ltd.	Tencent European Warrants May 2018 A	0.836	495.8800	2018/05/03	12,000,000	2017/09/26
16615	SG Issuer	BYD European Warrants May 2018 A	0.670	72.8800	2018/05/04	15,000,000	2017/09/26
16656	SG Issuer	Minsheng Bank European Warrants May 2018 A	0.580	8.20 per unit	2018/05/04	18,000,000	2017/09/26
16661	SG Issuer	China Railway European Warrants May 2018 A	0.440	7.69 per unit	2018/05/04	23,000,000	2017/09/26
16617	SG Issuer	Fosun Intl European Warrants Jul 2018 A	0.250	20.5000	2018/07/05	60,000,000	2017/09/26
16624	SG Issuer	HLand European Warrants Apr 2018 A	0.345	62.0000	2018/04/06	29,000,000	2017/09/26
16662	SG Issuer	HSBC European Warrants Apr 2018 C	0.250	82.0000	2018/04/06	100,000,000	2017/09/26
16635	SG Issuer	NewWorld Dev Eu Wt May 2018 A	0.670	12.88 per unit	2018/05/04	15,000,000	2017/09/26
16640	SG Issuer	Ping An European Warrants Apr 2018 B	0.270	70.0000	2018/04/06	80,000,000	2017/09/26
16647	SG Issuer	Stanchart European Warrants May 2018 A	0.670	83.0000	2018/05/04	15,000,000	2017/09/26
14713 [#]	UBS AG	China Life European Warrants Jan 2018 A	0.074	26.3300	2018/01/29	140,000,000	2017/09/26
21106 [#]	Credit Suisse AG	Ping An European Warrants Jan 2018 C	0.213	68.9800	2018/01/31	80,000,000	2017/09/26
16760	BOCI Asia Ltd.	BYD European Warrants Apr 2018 A	0.577	88.8800	2018/04/03	50,000,000	2017/09/27
16884	BOCI Asia Ltd.	CC Bank European Warrants Feb 2018 C	0.446	6.76 per unit	2018/02/26	100,000,000	2017/09/27
16758	BOCI Asia Ltd.	CITIC Sec European Warrants Jul 2018 B	0.155	20.0500	2018/07/06	70,000,000	2017/09/27
16762	BNP Paribas Issuance B.V.	BYD European Wts May 2018 C	0.720	90.0000	2018/05/03	30,000,000	2017/09/27
16768	BNP Paribas Issuance B.V.	Fosun Intl European Wts Jul 18 A	0.250	20.0000	2018/07/04	60,000,000	2017/09/27
16765	BNP Paribas Issuance B.V.	Geely Auto Euro Wts Jul 2018 D	0.300	30.0000	2018/07/04	60,000,000	2017/09/27
16874	Credit Suisse AG	Avichina European Warrants Mar 2018 A	0.520	5.98 per unit	2018/03/26	20,000,000	2017/09/27
16873	Credit Suisse AG	CMS European Warrants Mar 2018 A	0.150	15.9000	2018/03/01	70,000,000	2017/09/27
16872	Credit Suisse AG	Gome European Warrants Aug 2018 A	0.150	1.18 per unit	2018/08/01	70,000,000	2017/09/27
16866	Credit Suisse AG	Haier Elec European Warrants Mar 2018 A	0.190	21.9300	2018/03/09	55,000,000	2017/09/27
16875	Credit Suisse AG	Samsonite European Warrants Mar 2018 A	0.340	39.0800	2018/03/27	30,000,000	2017/09/27
16876	Credit Suisse AG	Yuexiu Property European Wts Jul 2018 A	0.250	2.22 per unit	2018/07/31	40,000,000	2017/09/27
16775	Bank of East Asia	BYD European Warrants Feb 2019 A	0.256	62.88 per 100 units	2019/02/28	40,000,000	2017/09/27
16774	Bank of East Asia	BYD European Warrants Jul 2019 A	0.257	68.88 per 100 units	2019/07/04	40,000,000	2017/09/27
16943	Goldman Sachs SP (Asia)	BYD European Warrants Apr 2018 B	0.366	80.0000	2018/04/30	40,000,000	2017/09/27
16939	Goldman Sachs SP (Asia)	CITIC Sec European Wts Jun 2018 A	0.150	20.0500	2018/06/25	80,000,000	2017/09/27
16923	Goldman Sachs SP (Asia)	Geely Auto European Wts Apr 2018 A	0.250	27.8800	2018/04/03	80,000,000	2017/09/27
16942	Goldman Sachs SP (Asia)	Galaxy Ent European Wts Mar 2018 A	0.150	63.9300	2018/03/07	80,000,000	2017/09/27
16940	Goldman Sachs SP (Asia)	Galaxy Ent European Wts Apr 2018 A	0.425	55.0000	2018/04/25	40,000,000	2017/09/27
16934	Goldman Sachs SP (Asia)	Tencent European Wt Feb 2018 P	0.157	375.08 per 100 units	2018/02/21	180,000,000	2017/09/27
16817	HK Bank	Country Garden European Warrants Jun 2018 A	0.250	16.3800	2018/06/29	80,000,000	2017/09/27
16822	HK Bank	Sinopec Corp European Warrants Feb 2018 A	0.220	6.39 per unit	2018/02/27	50,000,000	2017/09/27
16826	HK Bank	Chi Res Land European Warrants Apr 2018 A	0.250	30.8800	2018/04/30	50,000,000	2017/09/27
16821	HK Bank	CRRC European Warrants Mar 2018 A	0.350	7.58 per unit	2018/03/29	30,000,000	2017/09/27
16827	HK Bank	Dongfeng Motor European Warrants Mar 2018 A	0.500	12 per unit	2018/03/29	20,000,000	2017/09/27
16828	HK Bank	Geely Auto European Put Warrants Mar 2018 D	0.250	20.8800	2018/03/29	80,000,000	2017/09/27
16829	Haitong Int'l Sec	Anhui Conch European Warrants Mar 2018 A	0.260	35.0300	2018/03/02	60,000,000	2017/09/27
16831	Haitong Int'l Sec	Anhui Conch European Warrants Apr 2018 A	0.250	38.8000	2018/04/30	60,000,000	2017/09/27
16857	Haitong Int'l Sec	BYD European Warrants Mar 2018 C	0.780	88.0000	2018/03/29	30,000,000	2017/09/27

Newly listed derivative warrants (continued)

Code	Issuer	Name of issue	Issue prices (HK\$)	Strike level/ Subscription price (HK\$) per 10 units	Subscription/ exercise period	Unit issued on initial listing	Listing date
16858	Haitong Int'l Sec	BYD European Warrants Apr 2018 A	0.630	100.0000	2018/04/27	30,000,000	2017/09/27
16856	Haitong Int'l Sec	BYD European Warrants Feb 2019 A	0.250	68.80 per 100 units	2019/02/18	200,000,000	2017/09/27
16863	Haitong Int'l Sec	Geely Auto European Warrants Apr 2018 D	0.250	30.0000	2018/04/27	100,000,000	2017/09/27
16864	Haitong Int'l Sec	Geely Auto European Warrants Apr 2018 E	0.290	28.0000	2018/04/06	100,000,000	2017/09/27
16865	Haitong Int'l Sec	Geely Auto European Warrants Jun 2018 B	0.250	33.8000	2018/06/27	100,000,000	2017/09/27
16832	Haitong Int'l Sec	Galaxy Ent European Warrants Mar 2018 B	0.340	60.0000	2018/03/29	60,000,000	2017/09/27
16841	Haitong Int'l Sec	Galaxy Ent European Warrants May 2018 A	0.320	66.8000	2018/05/29	60,000,000	2017/09/27
16846	Haitong Int'l Sec	Tencent European Warrants Mar 2018 E	0.250	388 per 100 units	2018/03/28	100,000,000	2017/09/27
16847	Haitong Int'l Sec	Tencent European Warrants May 2018 A	0.250	418 per 100 units	2018/05/28	100,000,000	2017/09/27
16880	J P Morgan SP BV	Agricultural Bk Euro Warrants Aug 2018 A	0.251	3.88 per unit	2018/08/03	100,000,000	2017/09/27
16878	J P Morgan SP BV	Geely Auto European Warrants Apr 2018 E	0.270	29.2900	2018/04/03	100,000,000	2017/09/27
16877	J P Morgan SP BV	R&F Ppt European Warrants Mar 2018 B	0.252	26.6200	2018/03/29	60,000,000	2017/09/27
16944	J P Morgan SP BV	Goldwind European Warrants Jun 2018 A	0.176	12.22 per 8 units	2018/06/11	60,000,000	2017/09/27
16901	Macquarie Bank Ltd.	BYD European Warrants Mar 2020 A	0.250	90.88 per 100 units	2020/03/03	40,000,000	2017/09/27
16903	Macquarie Bank Ltd.	BYD European Warrants Jul 2020 A	0.250	100.88 per 100 units	2020/07/03	40,000,000	2017/09/27
16897	Macquarie Bank Ltd.	China Coal European Wts Oct 2018 A	0.371	5.08 per unit	2018/10/03	27,000,000	2017/09/27
16899	Macquarie Bank Ltd.	Country Garden European Wts Nov 2018 A	0.250	18.8800	2018/11/02	40,000,000	2017/09/27
16886	Macquarie Bank Ltd.	Fosun Intl European Warrants Jul 2018A	0.250	21.8800	2018/07/13	40,000,000	2017/09/27
16889	Macquarie Bank Ltd.	Geely Auto European Wts Jun 2018 A	0.306	31.8800	2018/06/04	33,000,000	2017/09/27
16896	Macquarie Bank Ltd.	HKEX European Warrants Apr 2018 E	0.841	288.8800	2018/04/04	12,000,000	2017/09/27
16890	Macquarie Bank Ltd.	Li & Fung European Warrants Aug 2018 A	0.405	4.50 per unit	2018/08/02	25,000,000	2017/09/27
16900	Macquarie Bank Ltd.	Poly HK Inv European Wts Nov 2018 A	0.834	5.50 per unit	2018/11/15	12,000,000	2017/09/27
16920	Macquarie Bank Ltd.	Yuxiu Property Euro Wts Jul 2018 A	0.250	2.18 per unit	2018/07/16	40,000,000	2017/09/27
16796	SG Issuer	BYD European Warrants Dec 2019 A	0.250	68.88 per 100 units	2019/12/04	120,000,000	2017/09/27
16748	SG Issuer	CCB European Warrants Apr 2018 B	0.335	7.10 per unit	2018/04/06	60,000,000	2017/09/27
16815	SG Issuer	Dongfeng European Warrants Apr 2018 A	1.000	12 per unit	2018/04/06	10,000,000	2017/09/27
16800	SG Issuer	GAC European Warrants May 2018 B	0.250	23.2800	2018/05/04	40,000,000	2017/09/27
16751	SG Issuer	Tencent European Warrants Mar 2018 L	0.165	385.28 per 100 units	2018/03/05	200,000,000	2017/09/27
16904	UBS AG	BYD European Warrants Apr 2018 A	0.389	98.8800	2018/04/09	50,000,000	2017/09/27
16909	UBS AG	Melco European Warrants Apr 2018 A	0.209	27.0300	2018/04/25	50,000,000	2017/09/27
16919	UBS AG	Ping An European Warrants Feb 2018 B	0.216	69.0300	2018/02/07	100,000,000	2017/09/27
16912	UBS AG	Tencent Holdings European Warrants Dec 2017 E	1.375	389.0800	2017/12/27	30,000,000	2017/09/27
16788	Bank Vontobel	CNOOC European Warrants Mar 2018 A	0.401	9.99 per unit	2018/03/27	40,000,000	2017/09/27
16795	Bank Vontobel	HSBC European Warrants Apr 2018 B	0.151	88.0000	2018/04/30	70,000,000	2017/09/27
16794	Bank Vontobel	PetroChina European Warrants Mar 2018 A	0.252	5.15 per unit	2018/03/28	40,000,000	2017/09/27
16784	Bank Vontobel	Ping An European Warrants Apr 2018 A	0.172	76.3000	2018/04/04	60,000,000	2017/09/27
16776	Bank Vontobel	Tencent European Warrants Mar 2018 B	0.201	391 per 100 units	2018/03/22	100,000,000	2017/09/27
16950	BOCI Asia Ltd.	Minsheng Bank European Warrants Feb 2018 A	0.259	8.89 per unit	2018/02/26	50,000,000	2017/09/28
17035	Credit Suisse AG	BYD European Warrants Apr 2019 A	0.250	75.6800	2019/04/30	100,000,000	2017/09/28
17039	Credit Suisse AG	CICC European Warrants Mar 2018 A	0.250	22.4800	2018/03/27	40,000,000	2017/09/28
17032	Credit Suisse AG	GAC European Warrants Apr 2018 A	0.250	24.0800	2018/04/30	40,000,000	2017/09/28
17038	Credit Suisse AG	Tencent Holdings European Wts Apr 2018 A	0.250	409.28 per 100 units	2018/04/30	150,000,000	2017/09/28
17063	Goldman Sachs SP (Asia)	BYD European Warrants Mar 2018 C	0.255	90.0000	2018/03/29	40,000,000	2017/09/28

Newly listed derivative warrants (continued)

Code	Issuer	Name of issue	Issue prices (HK\$)	Strike level/ Subscription price (HK\$) per 10 units	Subscription/ exercise period	Unit issued on initial listing	Listing date
17064	Goldman Sachs SP (Asia)	CC Bank European Wts Feb 2018 E	0.337	6.76 per unit	2018/02/21	100,000,000	2017/09/28
17067	Goldman Sachs SP (Asia)	CITIC Bank European Wts Feb 2018 A	0.168	5.76 per unit	2018/02/01	60,000,000	2017/09/28
17079	Goldman Sachs SP (Asia)	CNOOC European Warrants Feb 2018 A	0.226	10.70 per unit	2018/02/23	80,000,000	2017/09/28
17077	Goldman Sachs SP (Asia)	CNOOC European Warrants Mar 2018 A	0.287	10.48 per unit	2018/03/29	80,000,000	2017/09/28
16957	Goldman Sachs SP (Asia)	Haitong Sec Euro Wts Aug 2018 A	0.150	15.5000	2018/08/13	80,000,000	2017/09/28
17080	Goldman Sachs SP (Asia)	Sands China Euro Wts Mar 2018 B	0.250	44.8000	2018/03/29	80,000,000	2017/09/28
16955	HK Bank	Minsheng Bank European Warrants May 2019 A	0.150	7.6700	2019/05/31	200,000,000	2017/09/28
16962	HK Bank	Galaxy Ent European Warrants Mar 2018 B	0.300	61.3800	2018/03/29	50,000,000	2017/09/28
16958	HK Bank	HSI European Warrants Mar 2018 E	0.250	29,588 per 6,000 units	2018/03/28	150,000,000	2017/09/28
16964	HK Bank	HSI European Warrants Jan 2019 A	0.150	32,158 per 8,000 units	2019/01/30	150,000,000	2017/09/28
16959	HK Bank	HSI European Put Warrants Mar 2018 F	0.250	28,188 per 9,000 units	2018/03/28	150,000,000	2017/09/28
16965	HK Bank	Sands China European Warrants Mar 2018 C	0.250	44.8800	2018/03/29	50,000,000	2017/09/28
17028	Haitong Int'l Sec	Avichina European Warrants Jul 2019 A	0.250	5.2500	2019/07/18	150,000,000	2017/09/28
16992	Haitong Int'l Sec	Ch Overseas European Warrants Jun 2018 A	0.338	28.0000	2018/06/29	50,000,000	2017/09/28
16994	Haitong Int'l Sec	Ch Overseas European Warrants Jun 2018 B	0.250	30.8800	2018/06/29	50,000,000	2017/09/28
17013	Haitong Int'l Sec	CSDC European Warrants Jul 2018 A	0.260	2.22 per unit	2018/07/30	40,000,000	2017/09/28
16985	Haitong Int'l Sec	Jiangxi Copper European Warrants Aug 18A	0.282	12.4800	2018/08/08	100,000,000	2017/09/28
16986	Haitong Int'l Sec	Jiangxi Copper European Warrants Aug 18B	0.250	13.6800	2018/08/28	100,000,000	2017/09/28
16988	Haitong Int'l Sec	Jiangxi Copper European Warrants Jan 19A	0.250	16.0000	2019/01/18	100,000,000	2017/09/28
17014	Haitong Int'l Sec	Kaisa Group European Warrants Dec 2018 A	0.294	6.9800	2018/12/18	100,000,000	2017/09/28
17001	Haitong Int'l Sec	Ping An European Warrants Jun 2018 A	0.250	80.0000	2018/06/29	80,000,000	2017/09/28
17006	Haitong Int'l Sec	Ping An European Warrants Jun 2018 B	0.498	68.8800	2018/06/29	80,000,000	2017/09/28
16983	Haitong Int'l Sec	Poly Property European Warrants Jul 18 A	0.570	5.50 per unit	2018/07/30	25,000,000	2017/09/28
17008	Haitong Int'l Sec	Sh Electric European Warrants Jul 2018 A	0.500	4 per unit	2018/07/23	25,000,000	2017/09/28
16984	Haitong Int'l Sec	Sh Petrochem European Warrants Jul 2018A	0.430	5.88 per unit	2018/07/18	25,000,000	2017/09/28
16997	Haitong Int'l Sec	SkyworthDigital European Wts Aug 2018 A	0.840	4.88 per unit	2018/08/22	20,000,000	2017/09/28
16999	Haitong Int'l Sec	SUNAC European Warrants Mar 2018 A	0.878	39.8800	2018/03/29	30,000,000	2017/09/28
17091	J P Morgan SP BV	Angang Steel European Warrants Jan 2018 A	0.535	7.98 per unit	2018/01/31	40,000,000	2017/09/28
17081	J P Morgan SP BV	BYD European Warrants Apr 2018 B	0.851	90.9000	2018/04/30	60,000,000	2017/09/28
17086	J P Morgan SP BV	BYD Electronic European Warrants Apr 18 A	0.441	30.3000	2018/04/04	60,000,000	2017/09/28
17096	J P Morgan SP BV	Minsheng Bank European Wts Jul 2018 A	0.414	8.08 per unit	2018/07/04	60,000,000	2017/09/28
17095	J P Morgan SP BV	CNOOC European Warrants Feb 2018 B	0.269	10.70 per unit	2018/02/28	100,000,000	2017/09/28
17082	J P Morgan SP BV	Chsouthcity European Warrants Apr 2018 A	0.254	2.52 per unit	2018/04/30	60,000,000	2017/09/28
17093	J P Morgan SP BV	China Unicom European Warrants Feb 2018 A	0.444	13.20 per unit	2018/02/02	100,000,000	2017/09/28
17083	J P Morgan SP BV	Geely Auto European Put Warrants Mar 18 E	0.253	22.2200	2018/03/29	60,000,000	2017/09/28
17051	Macquarie Bank Ltd.	Agile Ppt European Warrants Jul 2018 A	1.888	15.68 per unit	2018/07/03	5,300,000	2017/09/28
16972	Macquarie Bank Ltd.	Kingboard Chem European Wts Aug 2018 A	0.474	55.0000	2018/08/15	22,000,000	2017/09/28
17043	Macquarie Bank Ltd.	Kingsoft European Warrants Jun 2018 B	0.250	22.5000	2018/06/04	40,000,000	2017/09/28
16970	Macquarie Bank Ltd.	Sunny Optical European Wts Jun 2018 A	0.283	158.88 per 100 units	2018/06/04	36,000,000	2017/09/28
17041	Macquarie Bank Ltd.	Zijin Mining European Wts Sep 2018 A	0.250	3.88 per unit	2018/09/04	40,000,000	2017/09/28
16974	SG Issuer	CHALCO European Warrants Aug 2019 A	0.250	8.0000	2019/08/05	40,000,000	2017/09/28
16952	SG Issuer	BYD European Warrants Apr 2018 C	0.770	85.0000	2018/04/06	13,000,000	2017/09/28
16982	SG Issuer	BYD European Warrants Jun 2019 A	0.250	76.88 per 100 units	2019/06/05	120,000,000	2017/09/28

Newly listed derivative warrants (continued)

Code	Issuer	Name of issue	Issue prices (HK\$)	Strike level/ Subscription price (HK\$) per 10 units	Subscription/ exercise period	Unit issued on initial listing	Listing date
16975	SG Issuer	China EB Ltd European Warrants Nov 2018 A	0.250	22.8800	2018/11/05	40,000,000	2017/09/28
16976	SG Issuer	CKA European Warrants Apr 2018 A	0.400	70.0000	2018/04/06	25,000,000	2017/09/28
16954	SG Issuer	GF Sec European Warrants Dec 2018 A	0.250	21.0000	2018/12/05	40,000,000	2017/09/28
16979	SG Issuer	HTSC European Warrants Nov 2018 A	0.250	23.5000	2018/11/05	40,000,000	2017/09/28
16980	SG Issuer	Sunny Optical European Warrants Aug 2018 A	0.280	160 per 100 units	2018/08/03	40,000,000	2017/09/28
17058	UBS AG	GAC European Warrants May 2018 A	0.250	24.8800	2018/05/28	70,000,000	2017/09/28
17052	UBS AG	Galaxy Ent European Warrants Mar 2018 C	0.390	59.8800	2018/03/27	70,000,000	2017/09/28
17139	Credit Suisse AG	Galaxy Ent European Warrants Apr 2018 A	0.250	65.8800	2018/04/13	50,000,000	2017/09/29
17143	Credit Suisse AG	Nine Dragons European Warrants Apr 2018 A	0.250	19.8800	2018/04/30	40,000,000	2017/09/29
17142	Credit Suisse AG	ZTE European Warrants Apr 2018 A	0.250	30.0800	2018/04/30	40,000,000	2017/09/29
17174	Goldman Sachs SP (Asia)	CKH European Wts Jan 2018 A	0.205	109.9300	2018/01/30	50,000,000	2017/09/29
17166	Goldman Sachs SP (Asia)	China Life Euro Wts Mar 2018 E	0.150	24.6000	2018/03/22	100,000,000	2017/09/29
17168	Goldman Sachs SP (Asia)	Sinopec Corp Euro Wts Feb 2018 A	0.167	6.39 per unit	2018/02/23	60,000,000	2017/09/29
17173	Goldman Sachs SP (Asia)	CSOP A50 ETF Euro Wts Feb 2018 A	0.206	15.82 per unit	2018/02/23	80,000,000	2017/09/29
17172	Goldman Sachs SP (Asia)	CSOP A50 ETF Euro Wts Mar 2018 B	0.418	15 per unit	2018/03/26	80,000,000	2017/09/29
17102	HK Bank	Jiangxi Copper European Warrants Sep 2018 A	0.150	15.9800	2018/09/24	100,000,000	2017/09/29
17107	Haitong Int'l Sec	China Gas Hold European Warrants Apr 18A	0.290	26.8000	2018/04/30	50,000,000	2017/09/29
17127	Haitong Int'l Sec	Ch South City European Warrants Sep 18 A	0.370	2.48 per unit	2018/09/18	50,000,000	2017/09/29
17126	Haitong Int'l Sec	Dongfeng European Warrants May 2019 A	0.250	11.6800	2019/05/31	80,000,000	2017/09/29
17133	Haitong Int'l Sec	Evergrande European Warrants Jun 2018 B	0.950	33.3300	2018/06/28	50,000,000	2017/09/29
17132	Haitong Int'l Sec	GAC European Warrants Mar 2018 B	0.250	21.0000	2018/03/29	80,000,000	2017/09/29
17128	Haitong Int'l Sec	GAC European Warrants Jul 2018 A	0.288	22.3800	2018/07/30	80,000,000	2017/09/29
17165	J P Morgan SP BV	Brilliance Chi European Wts May 2018 A	0.263	28.2800	2018/05/02	60,000,000	2017/09/29
17097	J P Morgan SP BV	BYD European Warrants Aug 2019 A	0.251	78.78 per 100 units	2019/08/02	100,000,000	2017/09/29
17160	J P Morgan SP BV	China Mob European Wts Feb 2018 C	0.159	85.8500	2018/02/28	100,000,000	2017/09/29
17158	J P Morgan SP BV	Tencent European Warrants Apr 2018 F	0.155	408.18 per 100 units	2018/04/30	200,000,000	2017/09/29
17164	J P Morgan SP BV	Travelsky Tech European Warrants Mar 18 A	0.155	26.1000	2018/03/09	70,000,000	2017/09/29
17103	SG Issuer	China Life European Warrants Jun 2018 A	0.195	24.9800	2018/06/04	150,000,000	2017/09/29
17106	SG Issuer	China Life European Warrants Sep 2018 A	0.155	27.5500	2018/09/05	150,000,000	2017/09/29
17146	UBS AG	BYD European Put Warrants Mar 2018 C	0.592	58.8800	2018/03/29	30,000,000	2017/09/29
17150	UBS AG	Ch Molybdenum European Warrants Mar 2018 A	0.461	6.38 per unit	2018/03/29	30,000,000	2017/09/29
17153	UBS AG	ZTE European Warrants Apr 2018 A	0.250	29.8800	2018/04/16	50,000,000	2017/09/29
14652 [#]	J P Morgan SP BV	Ping An European Warrants Jan 2018 E	0.104	70.9000	2018/01/24	100,000,000	2017/09/29
17198	BNP Paribas Issuance B.V.	ZTE European Wts Jul 2018 A	0.260	30.0000	2018/07/04	60,000,000	2017/10/03
17208	Credit Suisse AG	China Life European Warrants Mar 2018 C	0.250	24.6300	2018/03/22	70,000,000	2017/10/03
17207	Credit Suisse AG	Lee & Man Paper European Warrants Oct 18A	0.250	12.5800	2018/10/31	40,000,000	2017/10/03
17215	Credit Suisse AG	Tencent Holdings European Wts Feb 2018 M	0.170	370.18 per 100 units	2018/02/28	150,000,000	2017/10/03
17228	Goldman Sachs SP (Asia)	AIA European Warrants Feb 2018 D	0.230	61.9300	2018/02/23	80,000,000	2017/10/03
17232	Goldman Sachs SP (Asia)	China Mobile Euro Wts Feb 2018 E	0.325	79.53 per 10 units	2018/02/23	100,000,000	2017/10/03
17233	Goldman Sachs SP (Asia)	PetroChina European Wts Mar 2018 A	0.150	5.29 per unit	2018/03/27	80,000,000	2017/10/03
17231	Goldman Sachs SP (Asia)	Ping An European Wts Mar 2018 C	0.221	66.9300	2018/03/21	100,000,000	2017/10/03
17188	Haitong Int'l Sec	BYD European Put Warrants Mar 2018 D	0.180	45.8800	2018/03/15	60,000,000	2017/10/03
17181	Haitong Int'l Sec	CPIC European Warrants Jan 2018 A	0.150	37.9300	2018/01/24	70,000,000	2017/10/03

Newly listed derivative warrants (continued)

Code	Issuer	Name of issue	Issue prices (HK\$)	Strike level/ Subscription price (HK\$) per 10 units	Subscription/ exercise period	Unit issued on initial listing	Listing date
17197	Haitong Int'l Sec	CPIC European Warrants Mar 2018 A	0.150	43.0800	2018/03/02	70,000,000	2017/10/03
17178	Haitong Int'l Sec	China Shenhua European Warrants May 18 A	0.250	21.8000	2018/05/09	100,000,000	2017/10/03
17175	Haitong Int'l Sec	ICBC European Warrants Apr 2018 A	0.300	6.38 per unit	2018/04/09	60,000,000	2017/10/03
17186	Haitong Int'l Sec	MTRC European Warrants Apr 2018 A	0.170	53.8800	2018/04/03	60,000,000	2017/10/03
17180	Haitong Int'l Sec	New World Dev European Warrants Apr 18 A	0.380	13.88 per unit	2018/04/03	30,000,000	2017/10/03
17184	Haitong Int'l Sec	Wharf European Warrants Feb 2018 A	0.340	82.8200	2018/02/27	40,000,000	2017/10/03
17219	J P Morgan SP BV	China Coal European Warrants Mar 2018 A	0.157	4.58 per unit	2018/03/09	70,000,000	2017/10/03
17224	J P Morgan SP BV	China Life European Warrants Aug 2018 A	0.151	27.5000	2018/08/31	100,000,000	2017/10/03
17217	J P Morgan SP BV	IGG European Warrants Mar 2018 B	0.155	13.1000	2018/03/16	70,000,000	2017/10/03
17218	J P Morgan SP BV	Meitu European Warrants Mar 2018 A	0.179	14.0000	2018/03/07	60,000,000	2017/10/03
17216	J P Morgan SP BV	Nine Dragons European Warrants Apr 2018 A	0.250	20.2000	2018/04/30	60,000,000	2017/10/03
17220	J P Morgan SP BV	ZTE European Warrants Apr 2018 A	0.250	31.3100	2018/04/30	60,000,000	2017/10/03
17199	Macquarie Bank Ltd.	Longfor PPT European Wts Apr 2018 A	0.250	23.8000	2018/04/04	40,000,000	2017/10/03
17203	Macquarie Bank Ltd.	Tencent European Warrants May 2018 B	1.542	415.8800	2018/05/03	6,500,000	2017/10/03
17204	Macquarie Bank Ltd.	Tencent European Warrants May 2018 C	1.000	455.8800	2018/05/03	10,000,000	2017/10/03
17190	SG Issuer	Ch Mob European Warrants Apr 2018 B	0.250	84.8800	2018/04/06	60,000,000	2017/10/03
17194	SG Issuer	Galaxy Ent European Warrants Apr 2018 B	0.250	65.8800	2018/04/06	60,000,000	2017/10/03
17195	SG Issuer	Galaxy Ent European Put Warrants May 2018 B	0.420	49.0000	2018/05/04	40,000,000	2017/10/03
17196	SG Issuer	Sands China European Put Warrants Apr 2018 C	0.265	36.0000	2018/04/06	40,000,000	2017/10/03
17288	BOCI Asia Ltd.	Evergrande European Warrants Mar 2018 A	0.519	30.0500	2018/03/26	20,000,000	2017/10/04
17284	BOCI Asia Ltd.	SUNAC European Warrants Mar 2018 A	0.514	36.8500	2018/03/29	20,000,000	2017/10/04
17292	Goldman Sachs SP (Asia)	China Mobile Euro Wts Mar 2018 A	0.279	83.3300	2018/03/22	80,000,000	2017/10/04
17293	Goldman Sachs SP (Asia)	ICBC European Warrants Mar 2018 C	0.220	6.09 per unit	2018/03/05	80,000,000	2017/10/04
17289	Goldman Sachs SP (Asia)	Tencent European Wt Mar 2018 I	0.225	351.08 per 100 units	2018/03/27	200,000,000	2017/10/04
17291	Goldman Sachs SP (Asia)	Tencent European Wt Mar 2018 J	0.152	403.48 per 100 units	2018/03/22	200,000,000	2017/10/04
17294	Goldman Sachs SP (Asia)	Tencent European Wt Mar 2018 K	0.193	360.20 per 100 units	2018/03/26	200,000,000	2017/10/04
17253	HK Bank	CC Bank European Warrants Apr 2018 A	0.350	6.78 per unit	2018/04/03	40,000,000	2017/10/04
17258	HK Bank	China Life European Warrants Mar 2018 A	0.150	24.6300	2018/03/22	80,000,000	2017/10/04
17271	HK Bank	HSI European Put Warrants Mar 2018 G	0.150	26,488 per 8,000 units	2018/03/28	150,000,000	2017/10/04
17255	HK Bank	ICBC European Warrants Apr 2018 A	0.300	5.98 per unit	2018/04/03	40,000,000	2017/10/04
17262	HK Bank	Ping An European Warrants Apr 2018 A	0.350	63.8800	2018/04/03	50,000,000	2017/10/04
17273	J P Morgan SP BV	HSI European Warrants Jan 2019 A	0.152	32,000 per 8,000 units	2019/01/30	300,000,000	2017/10/04
17280	J P Morgan SP BV	Tencent European Warrants Feb 2018 G	0.153	375.05 per 100 units	2018/02/21	200,000,000	2017/10/04
17235	Macquarie Bank Ltd.	HSBC European Warrants Apr 2018 D	2.098	85 per unit	2018/04/04	5,000,000	2017/10/04
17244	Macquarie Bank Ltd.	HSBC European Warrants Aug 2018 B	0.334	84.8800	2018/08/02	30,000,000	2017/10/04
17250	Macquarie Bank Ltd.	HSBC European Put Warrants Apr 2018 E	1.187	60 per unit	2018/04/04	9,000,000	2017/10/04
17252	Macquarie Bank Ltd.	Stanchart European Warrants Apr 2018 A	0.657	80.8800	2018/04/04	16,000,000	2017/10/04
17281	UBS AG	Tencent Holdings European Warrants Mar 2018 C	0.176	403.48 per 100 units	2018/03/22	300,000,000	2017/10/04
26674#	HK Bank	Minsheng Bank European Warrants Dec 2018 A	0.143	6.4900	2018/12/04	80,000,000	2017/10/04
17334	BOCI Asia Ltd.	ICBC European Warrants Jul 2018 A	0.189	7.01 per unit	2018/07/30	100,000,000	2017/10/06
17333	BOCI Asia Ltd.	Ping An European Warrants Mar 2018 B	0.185	68.9300	2018/03/02	100,000,000	2017/10/06
17330	Credit Suisse AG	BYD European Warrants Jul 2019 A	0.250	101.28 per 100 units	2019/07/31	100,000,000	2017/10/06
17331	Credit Suisse AG	China State Con European Warrants Dec 18A	0.250	12.6800	2018/12/31	40,000,000	2017/10/06

Newly listed derivative warrants (continued)

Code	Issuer	Name of issue	Issue prices (HK\$)	Strike level/ Subscription price (HK\$) per 10 units	Subscription/ exercise period	Unit issued on initial listing	Listing date
17328	Credit Suisse AG	IGG European Warrants Apr 2018 A	0.250	11.6800	2018/04/20	40,000,000	2017/10/06
17327	Credit Suisse AG	Stanchart European Warrants Apr 2018 A	0.400	85.8800	2018/04/06	30,000,000	2017/10/06
17325	Credit Suisse AG	SUNAC European Warrants Apr 2018 A	0.700	41.9800	2018/04/30	15,000,000	2017/10/06
17329	Credit Suisse AG	Wharf European Warrants Feb 2018 B	0.340	82.8700	2018/02/28	30,000,000	2017/10/06
17313	HK Bank	BYD European Warrants Dec 2018 B	0.250	74.88 per 100 units	2018/12/31	150,000,000	2017/10/06
17310	HK Bank	BYD European Warrants Jun 2019 A	0.250	86.88 per 100 units	2019/06/28	150,000,000	2017/10/06
17306	HK Bank	PetroChina European Warrants Apr 2018 A	0.250	5.68 per unit	2018/04/30	40,000,000	2017/10/06
17302	HK Bank	Tencent European Warrants Feb 2018 D	0.180	358.40 per 100 units	2018/02/09	150,000,000	2017/10/06
17301	HK Bank	Tencent European Warrants Jun 2018 B	0.150	419.80 per 100 units	2018/06/26	150,000,000	2017/10/06
17316	Macquarie Bank Ltd.	BYD European Put Warrants Oct 2019 A	0.250	70.88 per 100 units	2019/10/03	40,000,000	2017/10/06
17332	Macquarie Bank Ltd.	BYD Electronic European Wts Sep 2018 A	0.559	32.8800	2018/09/14	18,000,000	2017/10/06
17295	Macquarie Bank Ltd.	Jiangxi Copper European Wts May 2018 A	1.260	13.98 per unit	2018/05/03	8,000,000	2017/10/06
17318	Macquarie Bank Ltd.	Meitu European Warrants Jul 2018 A	0.295	13.6800	2018/07/04	36,000,000	2017/10/06
17315	Macquarie Bank Ltd.	PetroChina European Wts Jun 2018 A	0.271	5.98 per unit	2018/06/04	37,000,000	2017/10/06
17312	SG Issuer	BYD European Warrants Nov 2019 A	0.250	100 per 100 units	2019/11/05	120,000,000	2017/10/06
17311	SG Issuer	ZTE European Warrants May 2018 A	0.250	32.8800	2018/05/04	40,000,000	2017/10/06
17299	Bank Vontobel	BOC HK European Warrants Jul 2018 A	0.261	42.0000	2018/07/09	80,000,000	2017/10/06
17297	Bank Vontobel	BOCL European Warrants Aug 2018 A	0.193	4.26 per unit	2018/08/24	80,000,000	2017/10/06
17298	Bank Vontobel	China Shenhua European Warrants Sep 2018 A	0.261	20.0000	2018/09/26	80,000,000	2017/10/06
17300	Bank Vontobel	China Unicom European Warrants Dec 2018 A	0.155	12.9000	2018/12/19	100,000,000	2017/10/06
17296	Bank Vontobel	Sands China European Warrants Apr 2018 A	0.270	45.0000	2018/04/09	90,000,000	2017/10/06
17359	BOCI Asia Ltd.	BYD European Warrants Mar 2019 A	0.250	85.88 per 100 units	2019/03/29	200,000,000	2017/10/09
17353	BOCI Asia Ltd.	Country Garden European Warrants Jul 2018 A	0.150	18.0200	2018/07/30	100,000,000	2017/10/09
17368	BOCI Asia Ltd.	Ping An European Warrants May 2018 A	0.252	72.8800	2018/05/28	100,000,000	2017/10/09
17350	BOCI Asia Ltd.	Sands China European Warrants Mar 2018 C	0.211	44.9300	2018/03/26	100,000,000	2017/10/09
17356	BOCI Asia Ltd.	Tencent Holdings European Wts Feb 2018 G	0.150	379.08 per 100 units	2018/02/21	200,000,000	2017/10/09
17357	BOCI Asia Ltd.	Tencent Holdings European Wts Mar 2018 E	0.237	353.73 per 100 units	2018/03/26	200,000,000	2017/10/09
17355	BOCI Asia Ltd.	Tencent Holdings European Wts Jun 2018 C	0.184	400.20 per 100 units	2018/06/25	200,000,000	2017/10/09
17358	BOCI Asia Ltd.	Tencent Holdings European Put Wts Mar 2018F	0.262	329.78 per 100 units	2018/03/26	100,000,000	2017/10/09
17352	BOCI Asia Ltd.	ZTE European Warrants Apr 2018 A	0.253	30.1800	2018/04/23	50,000,000	2017/10/09
17337	BNP Paribas Issuance B.V.	BOCL European Wts May 2018 A	0.250	4.10 per unit	2018/05/03	40,000,000	2017/10/09
17338	BNP Paribas Issuance B.V.	BYD European Wts Apr 2018 C	0.670	98.9000	2018/04/04	30,000,000	2017/10/09
17336	BNP Paribas Issuance B.V.	CITIC Sec Euro Wts Jan 2019 A	0.250	19.8000	2019/01/03	40,000,000	2017/10/09
17366	Credit Suisse AG	China Cinda European Warrants Mar 2018 B	0.200	3.19 per unit	2018/03/02	50,000,000	2017/10/09
17364	Credit Suisse AG	CKH Holdings European Warrants Feb 2018 B	0.200	109.9300	2018/02/02	50,000,000	2017/10/09
17362	Credit Suisse AG	Jiangxi Copper European Wts Aug 2018 A	0.205	13.7000	2018/08/21	80,000,000	2017/10/09
17367	Credit Suisse AG	China Mengniu European Wts Jul 2018 A	0.250	25.8800	2018/07/31	40,000,000	2017/10/09
17376	Goldman Sachs SP (Asia)	AIA European Warrants Jan 2018 C	0.163	60.9300	2018/01/15	80,000,000	2017/10/09
17374	Goldman Sachs SP (Asia)	BYD European Warrants Apr 2018 C	0.250	100.0000	2018/04/30	40,000,000	2017/10/09
17373	Goldman Sachs SP (Asia)	CC Bank European Wts Mar 2018 B	0.173	7.11 per unit	2018/03/27	80,000,000	2017/10/09
17372	Goldman Sachs SP (Asia)	HSBC European Warrants Jan 2018 H	0.296	74.9300	2018/01/09	80,000,000	2017/10/09
17377	Goldman Sachs SP (Asia)	Ping An European Wts Mar 2018 D	0.150	71.7600	2018/03/23	100,000,000	2017/10/09
17345	HK Bank	HSI European Put Warrants Mar 2018 H	0.150	27,268 per 8,000 units	2018/03/28	180,000,000	2017/10/09

Newly listed derivative warrants (continued)

Code	Issuer	Name of issue	Issue prices (HK\$)	Strike level/ Subscription price (HK\$) per 10 units	Subscription/ exercise period	Unit issued on initial listing	Listing date
17347	Macquarie Bank Ltd.	Tencent European Warrants May 2018 D	0.341	350.88 per 100 units	2018/05/03	40,000,000	2017/10/09
17349	Macquarie Bank Ltd.	Tencent European Warrants May 2018 E	2.231	385.8800	2018/05/03	8,000,000	2017/10/09
17344	Bank Vontobel	CC Bank European Warrants Apr 2018 A	0.257	6.88 per unit	2018/04/09	50,000,000	2017/10/09
17339	Bank Vontobel	China Mobile European Warrants Apr 2018 A	0.253	84.8000	2018/04/09	40,000,000	2017/10/09
17342	Bank Vontobel	Greatwall Motor European Warrants Oct 2018 A	0.153	10.6800	2018/10/15	80,000,000	2017/10/09
17341	Bank Vontobel	JIANC European Warrants Aug 2018 A	0.251	13.0000	2018/08/01	80,000,000	2017/10/09
17343	Bank Vontobel	Tencent European Put Warrants Mar 2018 C	0.210	320 per 100 units	2018/03/26	100,000,000	2017/10/09
17426	Goldman Sachs SP (Asia)	AIA European Warrants Jan 2018 D	0.169	59.9300	2018/01/10	80,000,000	2017/10/10
17428	Goldman Sachs SP (Asia)	Ch Comm Cons Euro Wts Apr 2018 A	0.400	11.80 per unit	2018/04/10	25,000,000	2017/10/10
17425	Goldman Sachs SP (Asia)	HKEX European Warrants Apr 2018 A	0.150	215 per 100 units	2018/04/24	150,000,000	2017/10/10
17424	Goldman Sachs SP (Asia)	HSI European Put Wts Mar 2018 E	0.150	26,288 per 8,000 units	2018/03/28	150,000,000	2017/10/10
17427	Goldman Sachs SP (Asia)	Ping An European Wts Feb 2018 C	0.280	62.9300	2018/02/26	80,000,000	2017/10/10
17399	HK Bank	AIA European Warrants Apr 2018 A	0.250	64.3800	2018/04/09	50,000,000	2017/10/10
17404	HK Bank	AIA European Warrants May 2018 A	0.380	60.0000	2018/05/31	50,000,000	2017/10/10
17382	Haitong Int'l Sec	AIA European Warrants Apr 2018 A	0.250	66.0000	2018/04/16	60,000,000	2017/10/10
17379	Haitong Int'l Sec	HKEX European Put Warrants Apr 2018 A	0.150	199.90 per 100 units	2018/04/23	100,000,000	2017/10/10
17378	Haitong Int'l Sec	HSBC European Put Warrants Apr 2018 A	0.350	68.8000	2018/04/16	60,000,000	2017/10/10
17409	Haitong Int'l Sec	HSI European Warrants Jun 2018 A	0.255	28,400 per 6,000 units	2018/06/28	150,000,000	2017/10/10
17410	Haitong Int'l Sec	HSI European Put Warrants Jun 2018 B	0.250	26,600 per 8,000 units	2018/06/28	150,000,000	2017/10/10
17380	Haitong Int'l Sec	Ping An European Put Warrants Jan 2018 E	0.200	55.0000	2018/01/31	70,000,000	2017/10/10
17381	Haitong Int'l Sec	Tencent European Put Warrants Apr 2018 B	0.250	318 per 100 units	2018/04/16	100,000,000	2017/10/10
17419	J P Morgan SP BV	AIA European Warrants Feb 2018 B	0.152	65.9000	2018/02/28	100,000,000	2017/10/10
17423	J P Morgan SP BV	Sands China European Warrants May 2018 A	0.251	46.4600	2018/05/03	100,000,000	2017/10/10
17414	Macquarie Bank Ltd.	BYD European Warrants Jul 2018 B	1.252	95.8800	2018/07/04	8,000,000	2017/10/10
17415	Macquarie Bank Ltd.	China Life European Wts May 2018 B	1.673	24.88 per unit	2018/05/03	6,000,000	2017/10/10
17417	Macquarie Bank Ltd.	Tencent European Put Wts May 2018 F	2.930	320.8800	2018/05/03	5,000,000	2017/10/10
17383	SG Issuer	AIA European Warrants Mar 2018 A	0.240	61.9300	2018/03/05	80,000,000	2017/10/10
17386	SG Issuer	BYD European Warrants Jun 2018 A	1.000	95.0000	2018/06/05	10,000,000	2017/10/10
17388	SG Issuer	CCCC European Warrants Dec 2018 A	0.150	11.9000	2018/12/05	80,000,000	2017/10/10
17387	SG Issuer	CITIC Bank European Warrants May 2018 A	0.375	5.20 per unit	2018/05/04	27,000,000	2017/10/10
17406	SG Issuer	CNOOC European Warrants May 2018 A	0.400	11.88 per unit	2018/05/04	25,000,000	2017/10/10
17389	SG Issuer	China Tel European Warrants May 2018 A	0.315	4.20 per unit	2018/05/04	32,000,000	2017/10/10
17390	SG Issuer	Huaneng Power European Warrants Jun 2018 A	0.500	5.20 per unit	2018/06/05	20,000,000	2017/10/10
17391	SG Issuer	JIANC European Warrants Sep 2018 A	0.160	13.7000	2018/09/04	80,000,000	2017/10/10
17392	SG Issuer	SHK Ppt European Warrants Jun 2018 A	0.670	136.0000	2018/06/05	15,000,000	2017/10/10
17407	SG Issuer	Zijin Mining European Warrants Jun 2018 A	0.315	2.95 per unit	2018/06/05	32,000,000	2017/10/10
17393	UBS AG	Sands China European Warrants Apr 2018 A	0.250	46.0800	2018/04/09	70,000,000	2017/10/10
17398	UBS AG	Wynn Macau European Warrants Apr 2018 A	0.250	25.8800	2018/04/09	70,000,000	2017/10/10
17442	BOCI Asia Ltd.	AIA European Warrants Apr 2018 A	0.252	63.8800	2018/04/23	100,000,000	2017/10/11
17443	BOCI Asia Ltd.	CC Bank European Warrants Mar 2018 B	0.151	8.21 per unit	2018/03/28	100,000,000	2017/10/11
17438	BOCI Asia Ltd.	CNOOC European Warrants Mar 2018 A	0.282	11.40 per unit	2018/03/14	100,000,000	2017/10/11
17445	BOCI Asia Ltd.	Geely Auto European Warrants Apr 2018 A	0.282	30.0500	2018/04/23	100,000,000	2017/10/11
17444	BOCI Asia Ltd.	ICBC European Warrants Feb 2018 C	0.169	6.91 per unit	2018/02/26	100,000,000	2017/10/11

Newly listed derivative warrants (continued)

Code	Issuer	Name of issue	Issue prices (HK\$)	Strike level/ Subscription price (HK\$) per 10 units	Subscription/ exercise period	Unit issued on initial listing	Listing date
17455	Credit Suisse AG	AIA European Warrants Feb 2018 B	0.150	65.9300	2018/02/20	70,000,000	2017/10/11
17451	Credit Suisse AG	Zijin Mining European Warrants Feb 2018 A	0.225	3.01 per unit	2018/02/28	45,000,000	2017/10/11
17457	Goldman Sachs SP (Asia)	AIA European Warrants Mar 2018 A	0.150	67.0500	2018/03/27	80,000,000	2017/10/11
17460	Goldman Sachs SP (Asia)	CC Bank European Wts Feb 2018 F	0.394	6.89 per unit	2018/02/23	80,000,000	2017/10/11
17459	Goldman Sachs SP (Asia)	CC Bank European Wts Mar 2018 C	0.204	7.61 per unit	2018/03/26	80,000,000	2017/10/11
17458	Goldman Sachs SP (Asia)	CNOOC European Warrants Mar 2018 B	0.243	11.40 per unit	2018/03/14	80,000,000	2017/10/11
17462	Goldman Sachs SP (Asia)	ICBC European Warrants Mar 2018 D	0.226	6.79 per unit	2018/03/27	80,000,000	2017/10/11
17449	J P Morgan SP BV	ICBC European Warrants May 2018 A	0.260	7.27 per unit	2018/05/07	100,000,000	2017/10/11
17450	J P Morgan SP BV	ICBC European Put Wts Feb 2018 D	0.167	5.69 per unit	2018/02/28	100,000,000	2017/10/11
17437	Macquarie Bank Ltd.	CNBM European Warrants May 2018 A	0.385	7.88 per unit	2018/05/03	26,000,000	2017/10/11
17431	Macquarie Bank Ltd.	Geely Auto European Wts Apr 2018 B	0.305	29.3000	2018/04/04	33,000,000	2017/10/11
17434	SG Issuer	Geely Auto European Warrants May 2018 E	0.250	31.5000	2018/05/04	40,000,000	2017/10/11
17435	SG Issuer	ICBC European Warrants May 2018 A	0.250	7.20 per unit	2018/05/04	60,000,000	2017/10/11
17429	SG Issuer	MGM China European Warrants Aug 2018 A	0.250	22.8800	2018/08/03	40,000,000	2017/10/11
17436	SG Issuer	Sands China European Warrants Jun 2018 A	0.250	48.8800	2018/06/05	60,000,000	2017/10/11
17433	SG Issuer	Wynn European Warrants May 2018 A	0.250	25.9500	2018/05/04	40,000,000	2017/10/11
17447	UBS AG	HSCEI European Warrants Nov 2018 A	0.169	12,200 per 4,000 units	2018/11/29	100,000,000	2017/10/11
17448	UBS AG	ICBC European Warrants Apr 2018 A	0.250	7.18 per unit	2018/04/23	70,000,000	2017/10/11
17446	UBS AG	ZTE European Warrants Apr 2018 B	0.250	38.8800	2018/04/23	50,000,000	2017/10/11
17526	Credit Suisse AG	CC Bank European Warrants Apr 2018 A	0.250	8.38 per unit	2018/04/20	50,000,000	2017/10/12
17528	Credit Suisse AG	Geely Auto European Warrants Apr 2018 B	0.250	32.0800	2018/04/30	80,000,000	2017/10/12
17525	Credit Suisse AG	ICBC European Warrants Apr 2018 A	0.250	7.38 per unit	2018/04/20	50,000,000	2017/10/12
17523	Credit Suisse AG	ZTE European Warrants Apr 2018 B	0.290	36.2800	2018/04/20	35,000,000	2017/10/12
17510	Goldman Sachs SP (Asia)	CC Bank European Wts Feb 2018 G	0.150	7.99 per unit	2018/02/23	80,000,000	2017/10/12
17503	Goldman Sachs SP (Asia)	Geely Auto European Wts Apr 2018 B	0.250	30.8000	2018/04/12	80,000,000	2017/10/12
17505	Goldman Sachs SP (Asia)	HKEX European Warrants May 2018 C	0.150	238.93 per 100 units	2018/05/29	150,000,000	2017/10/12
17501	Goldman Sachs SP (Asia)	HSBC European Warrants Jan 2018 I	0.150	86.9300	2018/01/24	100,000,000	2017/10/12
17511	Goldman Sachs SP (Asia)	HSBC European Warrants Jan 2018 J	0.310	77.5500	2018/01/26	100,000,000	2017/10/12
17507	Goldman Sachs SP (Asia)	Tencent European Wt Jun 2018 C	0.150	420.08 per 100 units	2018/06/22	200,000,000	2017/10/12
17487	HK Bank	CC Bank European Warrants Mar 2018 B	0.250	7.51 per unit	2018/03/23	50,000,000	2017/10/12
17491	HK Bank	Geely Auto European Warrants Apr 2018 B	0.250	30.3800	2018/04/30	100,000,000	2017/10/12
17486	HK Bank	ICBC European Warrants Feb 2018 B	0.200	6.91 per unit	2018/02/27	60,000,000	2017/10/12
17489	HK Bank	Ping An European Warrants Mar 2018 B	0.310	66.9300	2018/03/21	60,000,000	2017/10/12
17473	Haitong Int'l Sec	Agricultural Bk European Warrants Jun18A	0.250	4.08 per unit	2018/06/01	60,000,000	2017/10/12
17478	Haitong Int'l Sec	BOCL European Warrants Apr 2018 A	0.250	4.38 per unit	2018/04/23	60,000,000	2017/10/12
17477	Haitong Int'l Sec	BOCL European Warrants May 2018 A	0.150	4.69 per unit	2018/05/28	70,000,000	2017/10/12
17484	Haitong Int'l Sec	HSCEI European Warrants Apr 2018 A	0.199	11,600 per 4,000 units	2018/04/27	150,000,000	2017/10/12
17485	Haitong Int'l Sec	HSCEI European Warrants Dec 2018 A	0.225	12,000 per 4,000 units	2018/12/28	150,000,000	2017/10/12
17480	Haitong Int'l Sec	HSI European Warrants Mar 2018 G	0.174	29,600 per 6,000 units	2018/03/28	150,000,000	2017/10/12
17482	Haitong Int'l Sec	HSI European Warrants Apr 2018 A	0.159	30,000 per 6,500 units	2018/04/27	300,000,000	2017/10/12
17483	Haitong Int'l Sec	HSI European Put Warrants Mar 2018 H	0.173	28,000 per 8,000 units	2018/03/28	150,000,000	2017/10/12
17479	Haitong Int'l Sec	HTSC European Warrants Jun 2018 A	0.250	20.8000	2018/06/01	80,000,000	2017/10/12
17466	Haitong Int'l Sec	ICBC European Warrants Apr 2018 B	0.270	6.98 per unit	2018/04/23	60,000,000	2017/10/12

Newly listed derivative warrants (continued)

Code	Issuer	Name of issue	Issue prices (HK\$)	Strike level/ Subscription price (HK\$) per 10 units	Subscription/ exercise period	Unit issued on initial listing	Listing date
17472	Haitong Int'l Sec	ICBC European Warrants May 2018 A	0.250	7.38 per unit	2018/05/02	60,000,000	2017/10/12
17529	J P Morgan SP BV	BYD European Warrants Apr 2019 A	0.251	98.98 per 100 units	2019/04/30	150,000,000	2017/10/12
17532	J P Morgan SP BV	CITIC Bank European Warrants Feb 2018 A	0.153	5.76 per unit	2018/02/01	100,000,000	2017/10/12
17465	Macquarie Bank Ltd.	AIA European Warrants Feb 2018 A	0.251	63.0000	2018/02/02	40,000,000	2017/10/12
17518	Macquarie Bank Ltd.	CC Bank European Warrants Apr 2018 C	0.348	7.49 per unit	2018/04/04	29,000,000	2017/10/12
17464	Macquarie Bank Ltd.	CNOOC European Warrants May 2018 B	0.408	11.88 per unit	2018/05/03	25,000,000	2017/10/12
17522	Macquarie Bank Ltd.	Evergrande European Wts Jun 2018 A	1.088	33.8800	2018/06/04	9,200,000	2017/10/12
17520	Macquarie Bank Ltd.	Evergrande European Wts Oct 2018 A	1.206	40.0800	2018/10/04	8,300,000	2017/10/12
17492	SG Issuer	BOCL European Put Warrants May 2018 A	0.200	3.82 per unit	2018/05/04	50,000,000	2017/10/12
17494	SG Issuer	CCB European Put Warrants May 2018 A	0.285	6.40 per unit	2018/05/04	40,000,000	2017/10/12
17493	SG Issuer	China Cinda European Warrants May 2018 A	0.250	3.39 per unit	2018/05/04	40,000,000	2017/10/12
17496	SG Issuer	HKEX European Put Warrants Apr 2018 E	0.180	218.68 per 100 units	2018/04/06	100,000,000	2017/10/12
17497	SG Issuer	HSBC European Put Warrants Jun 2018 A	0.250	70.0000	2018/06/05	60,000,000	2017/10/12
17495	SG Issuer	HSI European Put Warrants Mar 2018 J	0.155	28,800 per 10,000 units	2018/03/28	150,000,000	2017/10/12
17498	SG Issuer	Ping An European Put Warrants May 2018 B	0.255	56.0000	2018/05/04	60,000,000	2017/10/12
17499	SG Issuer	Tencent European Put Warrants Apr 2018 J	0.245	339.80 per 100 units	2018/04/04	150,000,000	2017/10/12
17516	UBS AG	CC Bank European Put Warrants Feb 2018 B	0.276	6.55 per unit	2018/02/26	70,000,000	2017/10/12
17512	UBS AG	Geely Auto European Warrants Apr 2018 B	0.250	33.8800	2018/04/11	100,000,000	2017/10/12
17513	UBS AG	Geely Auto European Put Warrants Mar 2018 D	0.287	22.1700	2018/03/22	50,000,000	2017/10/12
17515	UBS AG	ICBC European Put Warrants Feb 2018 C	0.160	5.67 per unit	2018/02/23	70,000,000	2017/10/12
17544	BOCI Asia Ltd.	BYD European Warrants Jul 2019 A	0.236	101.33 per 100 units	2019/07/24	200,000,000	2017/10/13
17542	BOCI Asia Ltd.	Geely Auto European Warrants Apr 2018 B	0.253	34.8800	2018/04/16	100,000,000	2017/10/13
17554	Credit Suisse AG	Ch Comm Cons European Warrants Apr 2018 A	0.580	12 per unit	2018/04/12	20,000,000	2017/10/13
17552	Credit Suisse AG	China Huarong European Warrants Apr 2018A	0.250	4.98 per unit	2018/04/30	40,000,000	2017/10/13
17555	Credit Suisse AG	A50 China European Warrants Mar 2018 A	0.200	16.90 per unit	2018/03/29	50,000,000	2017/10/13
17551	Credit Suisse AG	Geely Auto European Warrants Apr 2018 C	0.340	23.6800	2018/04/30	40,000,000	2017/10/13
17553	Credit Suisse AG	Shenzhen Int'l European Wts Sep 2018 B	0.250	19.0800	2018/09/28	40,000,000	2017/10/13
17559	Goldman Sachs SP (Asia)	CC Bank European Wts Mar 2018 D	0.150	8.21 per unit	2018/03/27	80,000,000	2017/10/13
17557	Goldman Sachs SP (Asia)	CSOP A50 ETF Euro Wts Feb 2018 B	0.501	14.52 per unit	2018/02/26	80,000,000	2017/10/13
17561	Goldman Sachs SP (Asia)	HSBC European Warrants Mar 2018 B	0.150	85.5500	2018/03/27	100,000,000	2017/10/13
17558	Goldman Sachs SP (Asia)	ICBC European Warrants Apr 2018 A	0.250	7.38 per unit	2018/04/16	80,000,000	2017/10/13
17560	Goldman Sachs SP (Asia)	SUNAC European Warrants Apr 2018 B	0.374	48.8000	2018/04/30	30,000,000	2017/10/13
17537	Haitong Int'l Sec	AIA European Warrants Mar 2018 A	0.150	73.6800	2018/03/27	70,000,000	2017/10/13
17535	Haitong Int'l Sec	BOCom European Warrants Feb 2018 A	0.270	6.36 per unit	2018/02/27	40,000,000	2017/10/13
17536	Haitong Int'l Sec	BOCom European Warrants Jun 2018 A	0.250	7.28 per unit	2018/06/11	40,000,000	2017/10/13
17538	Haitong Int'l Sec	CKH European Warrants Apr 2018 A	0.250	116.8000	2018/04/23	40,000,000	2017/10/13
17533	Haitong Int'l Sec	China Mobile European Wts Apr 2018 A	0.260	86.8000	2018/04/30	60,000,000	2017/10/13
17534	Haitong Int'l Sec	HSBC European Warrants Mar 2018 B	0.245	79.8400	2018/03/09	60,000,000	2017/10/13
17549	J P Morgan SP BV	Chsouthcity European Warrants Jun 2018 A	0.327	3.13 per unit	2018/06/01	60,000,000	2017/10/13
17547	J P Morgan SP BV	Geely Auto European Warrants May 2018 A	0.344	33.3300	2018/05/03	100,000,000	2017/10/13
17548	J P Morgan SP BV	Geely Auto European Put Warrants Apr 18 F	0.365	25.2500	2018/04/30	60,000,000	2017/10/13
17545	Macquarie Bank Ltd.	Li Ning European Warrants Aug 2019 A	0.250	9.8800	2019/08/16	40,000,000	2017/10/13
17541	UBS AG	AIA European Warrants Feb 2018 A	0.169	65.9300	2018/02/15	100,000,000	2017/10/13

Newly listed derivative warrants (continued)

Code	Issuer	Name of issue	Issue prices (HK\$)	Strike level/ Subscription price (HK\$) per 10 units	Subscription/ exercise period	Unit issued on initial listing	Listing date
17539	UBS AG	China Life European Put Warrants Jan 2018 B	0.164	24.3700	2018/01/26	70,000,000	2017/10/13
17581	Credit Suisse AG	Geely Auto European Put Wts Apr 2018 D	0.300	23.0800	2018/04/30	40,000,000	2017/10/16
17583	Credit Suisse AG	Huaneng Power European Warrants Apr 2018A	0.400	5.55 per unit	2018/04/30	25,000,000	2017/10/16
17584	Credit Suisse AG	SMIC European Warrants Jan 2019 B	0.250	11.9800	2019/01/18	40,000,000	2017/10/16
17593	Goldman Sachs SP (Asia)	AIA European Warrants Mar 2018 B	0.150	70.9300	2018/03/26	80,000,000	2017/10/16
17589	Goldman Sachs SP (Asia)	CKA European Warrants Mar 2018 A	0.250	71.0500	2018/03/26	40,000,000	2017/10/16
17588	Goldman Sachs SP (Asia)	Geely Auto European Wts Mar 2018 B	0.346	26.9300	2018/03/19	50,000,000	2017/10/16
17590	Goldman Sachs SP (Asia)	HSBC European Warrants Mar 2018 C	0.150	82.0500	2018/03/27	100,000,000	2017/10/16
17587	Goldman Sachs SP (Asia)	HSI European Put Wts Mar 2018 F	0.150	28,668 per 10,000 units	2018/03/28	150,000,000	2017/10/16
17580	Haitong Int'l Sec	BOCL European Warrants Feb 2019 A	0.250	5 per unit	2019/02/28	50,000,000	2017/10/16
17579	Haitong Int'l Sec	China Huarong European Warrants Apr 18 A	0.250	4.99 per unit	2018/04/18	40,000,000	2017/10/16
17577	Haitong Int'l Sec	Ch South City European Warrants May 18 A	0.340	3.18 per unit	2018/05/25	60,000,000	2017/10/16
17578	Haitong Int'l Sec	GJ Int'l European Warrants Jul 2018 A	0.370	3.18 per unit	2018/07/30	30,000,000	2017/10/16
17576	Haitong Int'l Sec	ICBC European Warrants Jun 2018 A	0.395	7.18 per unit	2018/06/29	50,000,000	2017/10/16
17575	Haitong Int'l Sec	Shenzhen Int'l European Warrants Sep 18A	0.250	19.1000	2018/09/28	40,000,000	2017/10/16
17574	J P Morgan SP BV	HKEX European Warrants Jan 2018 B	0.537	251.0000	2018/01/31	100,000,000	2017/10/16
17570	Macquarie Bank Ltd.	CGN Power European Warrants Oct 2018 A	0.286	2.68 per unit	2018/10/03	35,000,000	2017/10/16
17568	Macquarie Bank Ltd.	Ch Oilfield European Wts Oct 2019 A	0.250	7.7800	2019/10/16	40,000,000	2017/10/16
17571	SG Issuer	BYD European Warrants May 2019 A	0.250	108 per 100 units	2019/05/06	120,000,000	2017/10/16
17572	SG Issuer	CKI Holdings European Warrants May 2018 A	0.455	73.5000	2018/05/04	22,000,000	2017/10/16
17562	SG Issuer	Dongfeng European Warrants Jun 2018 A	0.910	13.88 per unit	2018/06/05	11,000,000	2017/10/16
17563	SG Issuer	Geely Auto European Warrants Jun 2018 B	0.290	35.8800	2018/06/05	35,000,000	2017/10/16
17564	SG Issuer	Meitu European Warrants Jun 2018 A	0.250	16.8800	2018/06/05	50,000,000	2017/10/16
17573	SG Issuer	Tencent European Warrants May 2018 D	0.155	408.20 per 100 units	2018/05/04	200,000,000	2017/10/16
17586	UBS AG	CGS European Warrants Jan 2018 A	0.342	8.69 per unit	2018/01/29	30,000,000	2017/10/16
17585	UBS AG	HTSC European Warrants Oct 2018 A	0.252	23.5500	2018/10/29	40,000,000	2017/10/16
17566	Bank Vontobel	HSI European Warrants Mar 2018 C	0.151	29,600 per 6,000 units	2018/03/28	100,000,000	2017/10/16
17565	Bank Vontobel	HSI European Put Warrants Mar 2018 B	0.151	28,200 per 9,000 units	2018/03/28	100,000,000	2017/10/16
17635	BNP Paribas Issuance B.V.	Anta Sports Euro Wt Jul 2018 A	0.360	45.0000	2018/07/04	40,000,000	2017/10/17
17617	BNP Paribas Issuance B.V.	CKH European Wts Jun 2018 A	0.440	108.0000	2018/06/04	30,000,000	2017/10/17
17612	BNP Paribas Issuance B.V.	Minsheng Bk Euro Wt Aug 2018 A	0.290	8.50 per unit	2018/08/02	40,000,000	2017/10/17
17606	BNP Paribas Issuance B.V.	CRCC European Wts May 2018 A	0.380	11.80 per unit	2018/05/03	30,000,000	2017/10/17
17636	BNP Paribas Issuance B.V.	Chsouthcity Euro Wts Jul 2018 A	0.400	3.20 per unit	2018/07/04	40,000,000	2017/10/17
17611	BNP Paribas Issuance B.V.	HKEX European Wts Jul 2018 B	0.150	251 per 100 units	2018/07/04	80,000,000	2017/10/17
17615	BNP Paribas Issuance B.V.	HLand Dev Euro Wts Jul 2018 A	0.250	66.0000	2018/07/04	40,000,000	2017/10/17
17608	BNP Paribas Issuance B.V.	HSI European Wts Apr 2018 A	0.250	29,000 per 6,000 units	2018/04/27	60,000,000	2017/10/17
17609	BNP Paribas Issuance B.V.	HSI Euro Put Wts Apr 2018 B	0.260	28,000 per 6,000 units	2018/04/27	60,000,000	2017/10/17
17616	BNP Paribas Issuance B.V.	Sands China Euro Wt Jul 2018 B	0.260	45.0000	2018/07/04	40,000,000	2017/10/17
17610	BNP Paribas Issuance B.V.	Tencent Euro Wts Oct 2018 D	0.250	420 per 100 units	2018/10/03	80,000,000	2017/10/17
17622	Bank of East Asia	BYD European Warrants Oct 2018 A	0.250	79.88 per 100 units	2018/10/02	40,000,000	2017/10/17
17620	Bank of East Asia	BYD European Warrants Dec 2018 C	0.251	88.88 per 100 units	2018/12/31	40,000,000	2017/10/17
17618	Bank of East Asia	BYD European Warrants May 2019 A	0.254	102.88 per 100 units	2019/05/08	40,000,000	2017/10/17
17649	Goldman Sachs SP (Asia)	AIA European Warrants Mar 2018 C	0.182	64.4300	2018/03/28	100,000,000	2017/10/17

Newly listed derivative warrants (continued)

Code	Issuer	Name of issue	Issue prices (HK\$)	Strike level/ Subscription price (HK\$) per 10 units	Subscription/ exercise period	Unit issued on initial listing	Listing date
17647	Goldman Sachs SP (Asia)	HSBC European Warrants Mar 2018 D	0.255	78.9300	2018/03/26	100,000,000	2017/10/17
17651	Goldman Sachs SP (Asia)	Ping An European Wts Feb 2018 D	0.289	66.0500	2018/02/23	100,000,000	2017/10/17
17653	Goldman Sachs SP (Asia)	Ping An European Wts Mar 2018 E	0.150	76.3800	2018/03/26	100,000,000	2017/10/17
17650	Goldman Sachs SP (Asia)	Tencent European Wt Apr 2018 D	0.267	359 per 100 units	2018/04/27	150,000,000	2017/10/17
17627	Haitong Int'l Sec	Henderson Land Dev European Wts Apr 18 A	0.382	59.8800	2018/04/18	40,000,000	2017/10/17
17628	Haitong Int'l Sec	Henderson Land Dev European Wts Jun 18 A	0.250	68.0000	2018/06/29	40,000,000	2017/10/17
17634	Haitong Int'l Sec	Li Ning European Warrants Aug 2019 A	0.277	7.8000	2019/08/08	50,000,000	2017/10/17
17632	Haitong Int'l Sec	Meitu European Warrants Apr 2018 A	0.266	13.5000	2018/04/18	100,000,000	2017/10/17
17633	Haitong Int'l Sec	SUNAC European Warrants May 2018 A	0.705	48.8800	2018/05/18	30,000,000	2017/10/17
17629	Haitong Int'l Sec	ZTE European Warrants Apr 2018 B	0.434	32.9800	2018/04/18	40,000,000	2017/10/17
17631	Haitong Int'l Sec	ZTE European Warrants Jun 2018 A	0.427	36.0000	2018/06/29	40,000,000	2017/10/17
17644	J P Morgan SP BV	China East Air European Warrants Apr 18 A	0.308	4.74 per unit	2018/04/30	40,000,000	2017/10/17
17643	J P Morgan SP BV	CITIC European Warrants Mar 2018 A	0.253	13.90 per unit	2018/03/01	40,000,000	2017/10/17
17645	J P Morgan SP BV	China Tel European Warrants Apr 2018 A	0.151	4.79 per unit	2018/04/30	70,000,000	2017/10/17
17641	J P Morgan SP BV	Henderson Land Dev European Wt May 2018 A	0.250	67.6700	2018/05/03	60,000,000	2017/10/17
17640	J P Morgan SP BV	HSBC European Warrants Apr 2018 B	0.153	88.0000	2018/04/30	100,000,000	2017/10/17
17642	J P Morgan SP BV	New World Dev European Wts Apr 2018 B	0.314	14.10 per unit	2018/04/30	50,000,000	2017/10/17
17624	Macquarie Bank Ltd.	CITIC Sec European Warrants Jun 2018 A	0.264	18.0800	2018/06/04	38,000,000	2017/10/17
17625	Macquarie Bank Ltd.	CITIC Sec European Warrants Dec 2018 A	0.251	20.6800	2018/12/04	40,000,000	2017/10/17
17637	SG Issuer	HSBC European Warrants May 2018 D	0.165	88.0500	2018/05/04	100,000,000	2017/10/17
17626	SG Issuer	ZTE European Warrants Apr 2018 B	0.250	39.8800	2018/04/16	40,000,000	2017/10/17
17638	UBS AG	Geely Auto European Warrants Apr 2018 C	0.363	30.0500	2018/04/20	40,000,000	2017/10/17
17595	Bank Vontobel	AIA European Warrants Apr 2018 A	0.258	63.8800	2018/04/16	60,000,000	2017/10/17
17594	Bank Vontobel	HKEX European Warrants Jun 2018 A	0.153	250.60 per 100 units	2018/06/01	100,000,000	2017/10/17
17604	Bank Vontobel	HKEX European Warrants Jun 2018 B	0.199	230 per 100 units	2018/06/29	150,000,000	2017/10/17
17599	Bank Vontobel	HSBC European Put Warrants Apr 2018 C	0.251	68.0000	2018/04/16	40,000,000	2017/10/17
17605	Bank Vontobel	Ping An European Warrants Jun 2018 A	0.490	66.8000	2018/06/29	50,000,000	2017/10/17
17698	BOCI Asia Ltd.	China Life European Put Warrants Jun 2018 A	0.151	21.4500	2018/06/26	100,000,000	2017/10/18
17696	BOCI Asia Ltd.	China Tel European Warrants Apr 2018 A	0.217	4.79 per unit	2018/04/30	100,000,000	2017/10/18
17697	BOCI Asia Ltd.	Geely Auto European Warrants Feb 2018 E	0.476	25.9300	2018/02/28	100,000,000	2017/10/18
17691	BOCI Asia Ltd.	HSBC European Warrants Mar 2018 B	0.153	89.9300	2018/03/28	200,000,000	2017/10/18
17692	BOCI Asia Ltd.	HSBC European Put Warrants Apr 2018 B	0.292	72.0000	2018/04/23	100,000,000	2017/10/18
17693	BOCI Asia Ltd.	ZTE European Warrants Apr 2018 B	0.222	38.9300	2018/04/16	50,000,000	2017/10/18
17670	Credit Suisse AG	HKEX European Warrants May 2018 C	0.150	250.68 per 100 units	2018/05/31	150,000,000	2017/10/18
17718	Goldman Sachs SP (Asia)	CITIC Bank European Wts Jan 2018 A	0.200	5.51 per unit	2018/01/29	50,000,000	2017/10/18
17656	Goldman Sachs SP (Asia)	CITIC Sec European Wts Nov 2018 A	0.150	21.0500	2018/11/27	80,000,000	2017/10/18
17655	Goldman Sachs SP (Asia)	China Life Euro Wts May 2018 A	0.151	24.9800	2018/05/18	100,000,000	2017/10/18
17657	Goldman Sachs SP (Asia)	Ch Overseas European Wts May 2018A	0.168	29.0500	2018/05/28	80,000,000	2017/10/18
17658	Goldman Sachs SP (Asia)	CRRC European Warrants Jan 2018 A	0.335	7.79 per unit	2018/01/29	30,000,000	2017/10/18
17660	Goldman Sachs SP (Asia)	CRRC European Warrants Feb 2018 A	0.334	8.09 per unit	2018/02/28	30,000,000	2017/10/18
17654	Goldman Sachs SP (Asia)	HSBC European Warrants Mar 2018 E	0.150	89.9300	2018/03/26	100,000,000	2017/10/18
17717	Goldman Sachs SP (Asia)	PetroChina European Wts Jan 2018 C	0.150	5.29 per unit	2018/01/25	80,000,000	2017/10/18
17706	HK Bank	Geely Auto European Warrants Mar 2018 E	0.360	28.0500	2018/03/29	150,000,000	2017/10/18

Newly listed derivative warrants (continued)

Code	Issuer	Name of issue	Issue prices (HK\$)	Strike level/ Subscription price (HK\$) per 10 units	Subscription/ exercise period	Unit issued on initial listing	Listing date
17707	HK Bank	Geely Auto European Warrants Mar 2018 F	0.500	24.8300	2018/03/22	150,000,000	2017/10/18
17708	HK Bank	Geely Auto European Put Warrants Apr 2018 C	0.250	24.3800	2018/04/30	100,000,000	2017/10/18
17709	HK Bank	Tencent European Put Warrants Mar 2018 D	0.210	339.80 per 100 units	2018/03/19	100,000,000	2017/10/18
17682	Haitong Int'l Sec	CC Bank European Warrants Feb 2018 B	0.160	7.99 per unit	2018/02/26	68,000,000	2017/10/18
17683	Haitong Int'l Sec	CC Bank European Warrants Jul 2018 A	0.340	7.50 per unit	2018/07/09	50,000,000	2017/10/18
17686	Haitong Int'l Sec	China Mobile European Wts Jul 2019 A	0.261	100.0000	2019/07/05	80,000,000	2017/10/18
17680	Haitong Int'l Sec	Dongfeng European Warrants Mar 2018 A	0.930	12.02 per unit	2018/03/28	15,000,000	2017/10/18
17681	Haitong Int'l Sec	Dongfeng European Warrants Jul 2018 A	0.930	13 per unit	2018/07/18	15,000,000	2017/10/18
17699	Haitong Int'l Sec	GWMC European Warrants Dec 2018 A	0.250	12.5000	2018/12/28	100,000,000	2017/10/18
17700	Haitong Int'l Sec	GWMC European Warrants Jun 2019 A	0.250	13.9800	2019/06/28	100,000,000	2017/10/18
17677	Haitong Int'l Sec	New World Dev European Warrants Apr 18 B	0.730	12.68 per unit	2018/04/18	28,000,000	2017/10/18
17678	Haitong Int'l Sec	New World Dev European Warrants Jun 18 A	0.430	14.88 per unit	2018/06/29	28,000,000	2017/10/18
17687	Haitong Int'l Sec	Sands China European Warrants Mar 2018 A	0.205	41.0500	2018/03/27	50,000,000	2017/10/18
17688	Haitong Int'l Sec	Sands China European Warrants Mar 2018 B	0.150	45.0500	2018/03/29	100,000,000	2017/10/18
17675	Haitong Int'l Sec	SHK Ppt European Warrants Jun 2018 A	0.447	155.0000	2018/06/29	30,000,000	2017/10/18
17689	Haitong Int'l Sec	Stanchart European Warrants Apr 2018 A	0.628	83.8800	2018/04/18	18,000,000	2017/10/18
17690	Haitong Int'l Sec	Stanchart European Warrants Jun 2018 A	0.386	98.8800	2018/06/29	30,000,000	2017/10/18
17714	J P Morgan SP BV	CNOOC European Warrants Mar 2018 A	0.302	11.40 per unit	2018/03/14	100,000,000	2017/10/18
17712	J P Morgan SP BV	COSCO Sh Hold European Warrants Apr 2018A	0.404	5.25 per unit	2018/04/17	60,000,000	2017/10/18
17715	J P Morgan SP BV	HSBC European Warrants Jan 2018 E	0.183	84.9000	2018/01/31	100,000,000	2017/10/18
17716	J P Morgan SP BV	Ping An European Warrants May 2018 B	0.251	75.7500	2018/05/02	100,000,000	2017/10/18
17711	Macquarie Bank Ltd.	PICC Group European Wts Jun 2018 A	0.345	4.08 per unit	2018/06/04	29,000,000	2017/10/18
17674	Macquarie Bank Ltd.	Shimao Ppt European Wts Mar 2019 A	0.542	21.0000	2019/03/19	19,000,000	2017/10/18
17710	Macquarie Bank Ltd.	Tencent European Put Wts May 2018 G	0.363	350.88 per 100 units	2018/05/03	40,000,000	2017/10/18
17671	SG Issuer	China Tel European Warrants May 2018 B	0.235	4.79 per unit	2018/05/04	43,000,000	2017/10/18
17701	SG Issuer	Greatwall Motor European Warrants Sep 2018 A	0.170	12.4000	2018/09/03	80,000,000	2017/10/18
17704	SG Issuer	Kingsoft European Warrants Aug 2018 A	0.250	23.8800	2018/08/03	40,000,000	2017/10/18
17705	SG Issuer	SMIC European Warrants Dec 2018 A	0.250	11.3800	2018/12/05	60,000,000	2017/10/18
17663	Bank Vontobel	CKA European Warrants Jun 2018 A	0.265	68.8800	2018/06/19	50,000,000	2017/10/18
17669	Bank Vontobel	CKH European Warrants Jun 2018 A	0.251	110.0000	2018/06/29	40,000,000	2017/10/18
17668	Bank Vontobel	Sinopec Corp European Warrants Apr 2018 A	0.180	6.49 per unit	2018/04/03	60,000,000	2017/10/18
17673	Bank Vontobel	CSOP A50 ETF European Warrants Feb 2018 A	0.257	16.18 per unit	2018/02/28	40,000,000	2017/10/18
17666	Bank Vontobel	CSOP A50 ETF European Warrants Jul 2018 A	0.265	17.18 per unit	2018/07/09	40,000,000	2017/10/18
17665	Bank Vontobel	SHK Ppt European Warrants May 2018 A	0.349	140.0000	2018/05/29	40,000,000	2017/10/18
29978#	Credit Suisse AG	Tencent Holdings European Wts Mar 2018 G	0.153	391.08 per 100 units	2018/03/29	100,000,000	2017/10/18
17733	Credit Suisse AG	CICC European Warrants Jun 2018 A	0.265	19.3800	2018/06/29	40,000,000	2017/10/19
17730	Credit Suisse AG	CNOOC European Warrants Mar 2018 A	0.320	11.40 per unit	2018/03/14	40,000,000	2017/10/19
17729	Credit Suisse AG	HSBC European Wts Apr 2018 A	0.150	91.9300	2018/04/30	100,000,000	2017/10/19
17731	Credit Suisse AG	NCI European Warrants May 2018 A	0.250	58.8800	2018/05/30	40,000,000	2017/10/19
17732	Credit Suisse AG	PICC Group European Warrants Mar 2018 A	0.150	4.41 per unit	2018/03/02	70,000,000	2017/10/19
17737	Goldman Sachs SP (Asia)	CKH European Wts Mar 2018 A	0.200	112.9800	2018/03/22	50,000,000	2017/10/19
17738	Goldman Sachs SP (Asia)	Sinopec Corp Euro Wts Feb 2018 B	0.167	6.11 per unit	2018/02/22	60,000,000	2017/10/19
17742	Goldman Sachs SP (Asia)	China Tel European Wts Mar 2018 A	0.200	4.61 per unit	2018/03/26	50,000,000	2017/10/19

Newly listed derivative warrants (continued)

Code	Issuer	Name of issue	Issue prices (HK\$)	Strike level/ Subscription price (HK\$) per 10 units	Subscription/ exercise period	Unit issued on initial listing	Listing date
17719	Goldman Sachs SP (Asia)	Geely Auto European Wts Apr 2018 C	0.250	33.8000	2018/04/30	40,000,000	2017/10/19
17724	Goldman Sachs SP (Asia)	Kingsoft European Wts Apr 2018 A	0.250	20.0500	2018/04/16	40,000,000	2017/10/19
17720	Goldman Sachs SP (Asia)	PetroChina European Wts Feb 2018 C	0.181	5.19 per unit	2018/02/27	80,000,000	2017/10/19
17725	Goldman Sachs SP (Asia)	Sands China Euro Wts Mar 2018 C	0.150	46.1300	2018/03/28	80,000,000	2017/10/19
17727	HK Bank	SHK Ppt European Warrants Apr 2018 A	0.350	141.8800	2018/04/30	40,000,000	2017/10/19
17728	HK Bank	SMIC European Warrants Dec 2018 A	0.150	10.9800	2018/12/17	80,000,000	2017/10/19
17736	J P Morgan SP BV	China Mob European Wts Jan 2018 B	0.234	81.81 per 10 units	2018/01/31	100,000,000	2017/10/19
17726	SG Issuer	Ch Mob European Warrants Jan 2018 B	0.190	81.773 per 10 units	2018/01/31	60,000,000	2017/10/19
17735	UBS AG	BYD European Warrants Mar 2019 A	0.250	87.88 per 100 units	2019/03/18	200,000,000	2017/10/19
17745	BOCI Asia Ltd.	AIA European Warrants Apr 2018 B	0.250	68.8800	2018/04/30	100,000,000	2017/10/20
17746	BOCI Asia Ltd.	CKA European Warrants Mar 2018 A	0.262	71.0500	2018/03/26	60,000,000	2017/10/20
17743	BOCI Asia Ltd.	HSBC European Warrants Mar 2018 C	0.161	85.5500	2018/03/27	200,000,000	2017/10/20
17744	BOCI Asia Ltd.	PetroChina European Warrants Apr 2018 A	0.151	5.79 per unit	2018/04/27	80,000,000	2017/10/20
17780	Goldman Sachs SP (Asia)	CC Bank European Wts Apr 2018 A	0.299	7.35 per unit	2018/04/30	80,000,000	2017/10/20
17783	Goldman Sachs SP (Asia)	HSBC European Warrants Mar 2018 F	0.346	76.0500	2018/03/26	80,000,000	2017/10/20
17782	Goldman Sachs SP (Asia)	ICBC European Warrants Mar 2018 E	0.383	6.39 per unit	2018/03/28	80,000,000	2017/10/20
17781	Goldman Sachs SP (Asia)	Ping An European Wts Feb 2018 E	0.155	70.9300	2018/02/22	80,000,000	2017/10/20
17784	Goldman Sachs SP (Asia)	SHK Ppt European Wts Apr 2018 A	0.251	145.9800	2018/04/26	40,000,000	2017/10/20
17759	HK Bank	AIA European Put Warrants Apr 2018 B	0.250	57.2800	2018/04/20	40,000,000	2017/10/20
17760	HK Bank	China Life European Warrants Aug 2018 A	0.150	27.5500	2018/08/28	80,000,000	2017/10/20
17756	HK Bank	Minsheng Bank European Warrants Apr 2018 A	0.400	8 per unit	2018/04/30	30,000,000	2017/10/20
17758	HK Bank	HSI European Put Warrants Mar 2018 I	0.150	28,658 per 10,000 units	2018/03/28	150,000,000	2017/10/20
17757	HK Bank	Sands China European Put Warrants Apr 2018 A	0.250	32.8800	2018/04/30	40,000,000	2017/10/20
17785	J P Morgan SP BV	AIA European Put Warrants Apr 2018 B	0.252	56.5600	2018/04/30	100,000,000	2017/10/20
17787	J P Morgan SP BV	China Gas Hold European Wts Jun 2018 A	0.258	29.9200	2018/06/04	60,000,000	2017/10/20
17786	J P Morgan SP BV	China Cinda European Warrants Apr 2018 A	0.157	3.74 per unit	2018/04/30	70,000,000	2017/10/20
17789	J P Morgan SP BV	HSI European Warrants Aug 2018 A	0.250	30,800 per 6,000 units	2018/08/30	300,000,000	2017/10/20
10482	J P Morgan SP BV	N225 Index Euro Wts Jun 2018 A	0.259	22,500 per 380 units	2018/06/08	100,000,000	2017/10/20
10483	J P Morgan SP BV	N225 Idx Euro Put Wts Jun 2018 B	0.155	19,000 per 500 units	2018/06/08	100,000,000	2017/10/20
17788	J P Morgan SP BV	ZTE European Warrants Apr 2018 B	0.152	36.3000	2018/04/13	70,000,000	2017/10/20
17764	Macquarie Bank Ltd.	BankComm European Warrants Oct 2018 A	0.551	6.68 per unit	2018/10/03	19,000,000	2017/10/20
17762	Macquarie Bank Ltd.	CRRG European Warrants Apr 2018 A	0.913	7.88 per unit	2018/04/23	11,000,000	2017/10/20
17763	Macquarie Bank Ltd.	PCCW European Warrants Oct 2018 A	0.400	4.68 per unit	2018/10/15	25,000,000	2017/10/20
17753	Macquarie Bank Ltd.	Tencent European Warrants May 2018 H	0.556	311.88 per 100 units	2018/05/03	40,000,000	2017/10/20
17747	Macquarie Bank Ltd.	ZTE European Warrants Feb 2019 A	0.631	40.0000	2019/02/04	16,000,000	2017/10/20
17767	SG Issuer	AIA European Warrants Mar 2018 B	0.150	73.7300	2018/03/29	80,000,000	2017/10/20
17768	SG Issuer	CPIC Eur Wt Apr 2018 B	0.335	39.0000	2018/04/30	30,000,000	2017/10/20
17771	SG Issuer	CRCC European Warrants Apr 2018 A	0.670	11.88 per unit	2018/04/30	15,000,000	2017/10/20
17772	SG Issuer	CRRC European Warrants Apr 2018 A	0.720	8.30 per unit	2018/04/30	14,000,000	2017/10/20
17765	SG Issuer	CSOP A50 ETF European Warrants Apr 2018 A	0.335	16.80 per unit	2018/04/30	30,000,000	2017/10/20
17766	SG Issuer	A50 China European Warrants Apr 2018 A	0.500	15.30 per unit	2018/04/30	20,000,000	2017/10/20
17775	SG Issuer	Lenovo European Warrants Apr 2018 A	0.250	5.10 per unit	2018/04/30	40,000,000	2017/10/20
17778	SG Issuer	NCI European Warrants Apr 2018 A	0.440	56.0000	2018/04/30	23,000,000	2017/10/20

Newly listed derivative warrants (continued)

Code	Issuer	Name of issue	Issue prices (HK\$)	Strike level/ Subscription price (HK\$) per 10 units	Subscription/ exercise period	Unit issued on initial listing	Listing date
17779	SG Issuer	Tencent European Warrants Mar 2018 M	0.150	403.48 per 100 units	2018/03/29	200,000,000	2017/10/20
17751	Bank Vontobel	China Life European Warrants May 2018 A	0.252	23.8000	2018/05/02	100,000,000	2017/10/20
17750	Bank Vontobel	CNOOC European Warrants Apr 2018 A	0.323	11.48 per unit	2018/04/19	40,000,000	2017/10/20
17749	Bank Vontobel	China Overseas European Warrants Jun 2018 A	0.253	26.8000	2018/06/04	80,000,000	2017/10/20
17752	Bank Vontobel	ICBC European Warrants Apr 2018 B	0.253	7.28 per unit	2018/04/27	50,000,000	2017/10/20
17748	Bank Vontobel	Sands China European Warrants May 2018 A	0.284	38.0000	2018/05/02	80,000,000	2017/10/20
17829	BOCI Asia Ltd.	ICBC European Warrants Apr 2018 A	0.216	7.39 per unit	2018/04/09	100,000,000	2017/10/23
17828	BOCI Asia Ltd.	SUNAC European Warrants Apr 2018 A	0.578	48.8500	2018/04/23	20,000,000	2017/10/23
17801	BNP Paribas Issuance B.V.	Ch Comm Cons Eur Wt Dec 2018 A	0.150	11.9000	2018/12/04	80,000,000	2017/10/23
17798	BNP Paribas Issuance B.V.	CRRC European Wts Aug 2018 A	0.300	9 per unit	2018/08/02	40,000,000	2017/10/23
17800	BNP Paribas Issuance B.V.	Nine Dragons Eur Wt May 2018 A	0.250	19.0000	2018/05/03	50,000,000	2017/10/23
17799	BNP Paribas Issuance B.V.	ZTE European Wts May 2018 C	0.280	38.0000	2018/05/03	50,000,000	2017/10/23
17832	Credit Suisse AG	China Cinda European Warrants May 2018 A	0.167	4.19 per unit	2018/05/28	60,000,000	2017/10/23
17833	Credit Suisse AG	GCL-Poly Energy European Wts Sep 2018 B	0.250	1.58 per unit	2018/09/28	60,000,000	2017/10/23
17831	Credit Suisse AG	Nexteer European Warrants Apr 2018 A	0.250	19.9900	2018/04/30	40,000,000	2017/10/23
17849	Goldman Sachs SP (Asia)	CC Bank European Wts Apr 2018 B	0.150	8.39 per unit	2018/04/13	80,000,000	2017/10/23
17851	Goldman Sachs SP (Asia)	Greatwall Motor Eur Wts Aug 2018 A	0.150	12.4000	2018/08/20	80,000,000	2017/10/23
17844	Goldman Sachs SP (Asia)	HKEX European Warrants Jan 2018 C	0.334	289.0800	2018/01/26	30,000,000	2017/10/23
17842	Goldman Sachs SP (Asia)	HKEX European Warrants May 2018 D	0.150	250.70 per 100 units	2018/05/28	150,000,000	2017/10/23
17848	Goldman Sachs SP (Asia)	Tencent European Wt Jan 2018 G	0.334	436.0800	2018/01/26	30,000,000	2017/10/23
17804	HK Bank	Greatwall Motor European Warrants Oct 2018 B	0.150	12.9000	2018/10/25	100,000,000	2017/10/23
17802	HK Bank	HKEX European Put Warrants Feb 2018 C	0.150	226.08 per 100 units	2018/02/23	100,000,000	2017/10/23
17803	HK Bank	Tencent European Warrants Mar 2018 E	0.150	403.08 per 100 units	2018/03/23	150,000,000	2017/10/23
17810	Haitong Int'l Sec	China East Air European Warrants Jun 18A	0.670	4.68 per unit	2018/06/29	20,000,000	2017/10/23
17818	Haitong Int'l Sec	CPIC European Warrants Jun 2018 A	0.338	39.8800	2018/06/29	40,000,000	2017/10/23
17819	Haitong Int'l Sec	CPIC European Warrants Jun 2018 B	0.250	43.8800	2018/06/29	40,000,000	2017/10/23
17816	Haitong Int'l Sec	CRRC European Warrants Apr 2018 A	0.710	8.38 per unit	2018/04/30	20,000,000	2017/10/23
17811	Haitong Int'l Sec	Global Brands European Warrants Aug 18 A	0.280	1 per unit	2018/08/08	60,000,000	2017/10/23
17827	Haitong Int'l Sec	HN Renewables European Wts Aug 2018 A	0.460	3.38 per unit	2018/08/08	25,000,000	2017/10/23
17815	Haitong Int'l Sec	NCI European Warrants May 2018 A	0.371	60.0000	2018/05/18	50,000,000	2017/10/23
17814	Haitong Int'l Sec	NCI European Warrants Oct 2018 A	0.405	68.8800	2018/10/30	50,000,000	2017/10/23
17812	Haitong Int'l Sec	SMIC European Warrants Oct 2018 A	0.250	11.8800	2018/10/18	80,000,000	2017/10/23
17813	Haitong Int'l Sec	Zoomlion European Warrants Aug 2018 A	0.700	4.68 per unit	2018/08/08	15,000,000	2017/10/23
17840	J P Morgan SP BV	Foxconn European Warrants Jun 2018 A	0.172	3.08 per unit	2018/06/11	60,000,000	2017/10/23
17839	J P Morgan SP BV	GJ Int'l European Warrants Apr 2018 A	0.253	3.33 per unit	2018/04/30	60,000,000	2017/10/23
17838	J P Morgan SP BV	Ping An European Warrants Dec 2019 A	0.258	90.9000	2019/12/31	100,000,000	2017/10/23
17835	Macquarie Bank Ltd.	GCL-Poly Energy European Wts Apr 2019B	0.313	1.68 per unit	2019/04/02	32,000,000	2017/10/23
17790	Macquarie Bank Ltd.	Geely Auto European Wts May 2018 E	0.304	35.8800	2018/05/02	33,000,000	2017/10/23
17792	Macquarie Bank Ltd.	Ping An European Warrants May 2018 C	0.503	68.8800	2018/05/03	20,000,000	2017/10/23
17820	SG Issuer	Fosun Intl European Warrants Apr 2018 A	0.250	23.0000	2018/04/30	40,000,000	2017/10/23
17821	SG Issuer	Geely Auto European Warrants Mar 2018 E	0.350	28.0500	2018/03/29	30,000,000	2017/10/23
17825	SG Issuer	HKEX European Warrants Feb 2018 E	0.650	269.0800	2018/02/28	16,000,000	2017/10/23
17823	SG Issuer	HSCEI European Warrants Aug 2018 B	0.250	12,200 per 4,000 units	2018/08/30	150,000,000	2017/10/23

Newly listed derivative warrants (continued)

Code	Issuer	Name of issue	Issue prices (HK\$)	Strike level/ Subscription price (HK\$) per 10 units	Subscription/ exercise period	Unit issued on initial listing	Listing date
17824	SG Issuer	HSI European Warrants Mar 2018 K	0.150	29,600 per 6,000 units	2018/03/28	150,000,000	2017/10/23
17794	SG Issuer	HSI European Put Warrants Apr 2018 H	0.250	28,400 per 8,000 units	2018/04/27	150,000,000	2017/10/23
17796	SG Issuer	HSI European Put Warrants Apr 2018 I	0.250	29,200 per 8,000 units	2018/04/27	150,000,000	2017/10/23
17826	SG Issuer	Tencent European Warrants Feb 2018 H	0.830	420.9800	2018/02/28	20,000,000	2017/10/23
17808	UBS AG	Greatwall Motor European Warrants Feb 2018 B	0.736	13.82 per unit	2018/02/23	15,000,000	2017/10/23
17806	UBS AG	HKEX European Put Warrants Mar 2018 C	0.154	218.68 per 100 units	2018/03/21	200,000,000	2017/10/23
17809	UBS AG	Nine Dragons European Warrants Apr 2018 A	0.206	20.2500	2018/04/23	50,000,000	2017/10/23
17836	UBS AG	Tencent Holdings European Put Warrants Apr 2018 D	0.310	346 per 100 units	2018/04/23	200,000,000	2017/10/23
28978#	Credit Suisse AG	HKEX European Warrants Mar 2018 A	0.087	250.98 per 100 units	2018/03/29	120,000,000	2017/10/23
17861	BNP Paribas Issuance B.V.	CGS European Warrants May 2018 A	0.390	8.30 per unit	2018/05/03	30,000,000	2017/10/24
17858	BNP Paribas Issuance B.V.	China Cinda Eur Wts Oct 2018 A	0.260	3.68 per unit	2018/10/03	40,000,000	2017/10/24
17860	BNP Paribas Issuance B.V.	Ch Molybdenum Eur Wts Aug 2018 A	0.810	5.80 per unit	2018/08/02	40,000,000	2017/10/24
17859	BNP Paribas Issuance B.V.	Haitong Sec Eu Wts Apr 2019 A	0.250	14.0000	2019/04/02	60,000,000	2017/10/24
17882	Credit Suisse AG	Fosun Intl European Warrants May 2018 A	0.250	23.3800	2018/05/31	50,000,000	2017/10/24
17883	Credit Suisse AG	HKEX European Warrants Feb 2018 E	0.540	269.0800	2018/02/28	40,000,000	2017/10/24
17886	Goldman Sachs SP (Asia)	BOC HK European Wts Feb 2018 A	0.154	40.1500	2018/02/26	80,000,000	2017/10/24
17887	Goldman Sachs SP (Asia)	HKEX European Warrants Jun 2018 B	0.150	244.08 per 100 units	2018/06/15	150,000,000	2017/10/24
17889	Goldman Sachs SP (Asia)	Tencent European Wt Feb 2018 Q	0.821	421.0800	2018/02/23	30,000,000	2017/10/24
17873	HK Bank	China Mobile European Warrants Feb 2018 A	0.320	79.53 per 10 units	2018/02/27	40,000,000	2017/10/24
17868	HK Bank	Sunny Optical European Warrants May 2018 A	0.300	103.88 per 100 units	2018/05/31	100,000,000	2017/10/24
17871	HK Bank	Sunny Optical European Warrants Jul 2018 A	0.250	131.88 per 100 units	2018/07/31	100,000,000	2017/10/24
17885	J P Morgan SP BV	GCL-Poly European Warrants Aug 2018 A	0.251	1.51 per unit	2018/08/31	60,000,000	2017/10/24
17884	J P Morgan SP BV	Greatwall Motor European Wts Oct 2018 B	0.168	12.9000	2018/10/24	60,000,000	2017/10/24
17867	Macquarie Bank Ltd.	Fosun Intl European Warrants Oct 2018A	0.345	25.0000	2018/10/12	29,000,000	2017/10/24
17876	Macquarie Bank Ltd.	Sh Pharma European Warrants Oct 2018 A	0.286	24.8800	2018/10/16	35,000,000	2017/10/24
17877	Macquarie Bank Ltd.	Tencent European Warrants Apr 2018 K	0.295	370.88 per 100 units	2018/04/25	34,000,000	2017/10/24
17879	SG Issuer	AGBK European Warrants Apr 2018 B	0.250	3.78 per unit	2018/04/30	40,000,000	2017/10/24
17880	SG Issuer	CMB European Warrants Apr 2018 B	0.205	34.9300	2018/04/30	50,000,000	2017/10/24
17865	UBS AG	BYD European Warrants Apr 2018 B	0.964	92.3800	2018/04/23	50,000,000	2017/10/24
17862	UBS AG	China EB Int'l European Warrants Nov 2018 A	0.250	13.3800	2018/11/26	40,000,000	2017/10/24
17864	UBS AG	Huaneng Power European Warrants Feb 2018 A	0.160	6.01 per unit	2018/02/21	70,000,000	2017/10/24
17863	UBS AG	ZTE European Warrants May 2018 A	0.311	43.8800	2018/05/09	40,000,000	2017/10/24
17852	Bank Vontobel	BOCL European Warrants Dec 2018 A	0.252	4.88 per unit	2018/12/27	80,000,000	2017/10/24
17853	Bank Vontobel	CC Bank European Warrants Mar 2018 A	0.213	7.80 per unit	2018/03/02	50,000,000	2017/10/24
17857	Bank Vontobel	China Shenhua European Warrants May 2018 A	0.170	21.8000	2018/05/03	80,000,000	2017/10/24
17856	Bank Vontobel	Greatwall Motor European Warrants Oct 2018 B	0.167	12.9000	2018/10/31	80,000,000	2017/10/24
17854	Bank Vontobel	Tencent European Put Warrants Apr 2018 A	0.253	350 per 100 units	2018/04/30	100,000,000	2017/10/24
17951	BOCI Asia Ltd.	Agricultural Bk European Wts Mar 2018 A	0.152	4.01 per unit	2018/03/29	100,000,000	2017/10/25
17952	BOCI Asia Ltd.	Minsheng Bank European Warrants Jul 2018 A	0.415	8.51 per unit	2018/07/26	50,000,000	2017/10/25
17956	BOCI Asia Ltd.	China Mobile European Warrants Mar 2018 B	0.239	83.3300	2018/03/23	200,000,000	2017/10/25
17954	BOCI Asia Ltd.	China Shenhua European Warrants May 2018 A	0.152	21.8500	2018/05/02	80,000,000	2017/10/25
17953	BOCI Asia Ltd.	JIANC European Warrants Sep 2018 A	0.150	16.0200	2018/09/24	100,000,000	2017/10/25
17955	BOCI Asia Ltd.	Meitu European Warrants Apr 2018 A	0.220	13.5200	2018/04/16	100,000,000	2017/10/25

Newly listed derivative warrants (continued)

Code	Issuer	Name of issue	Issue prices (HK\$)	Strike level/ Subscription price (HK\$) per 10 units	Subscription/ exercise period	Unit issued on initial listing	Listing date
17900	BNP Paribas Issuance B.V.	Geely Auto Euro Wts Jul 2018 E	0.310	35.0000	2018/07/04	60,000,000	2017/10/25
17940	Credit Suisse AG	China EB Ltd European Warrants Oct 2018 A	0.250	23.1800	2018/10/31	40,000,000	2017/10/25
17936	Credit Suisse AG	CSDC European Warrants Mar 2018 A	0.167	2.09 per unit	2018/03/01	60,000,000	2017/10/25
17937	Credit Suisse AG	COSCO Sh Hold European Warrants Apr 2018A	0.500	4.99 per unit	2018/04/30	20,000,000	2017/10/25
17933	Credit Suisse AG	GAC European Warrants May 2018 A	0.250	22.6800	2018/05/18	40,000,000	2017/10/25
17934	Credit Suisse AG	Haier Elec European Warrants Apr 2018 A	0.250	25.2800	2018/04/30	40,000,000	2017/10/25
17939	Credit Suisse AG	Ping An European Warrants Feb 2018 D	0.150	77.8000	2018/02/28	100,000,000	2017/10/25
17944	Goldman Sachs SP (Asia)	China Mobile Euro Wts Apr 2018 A	0.250	81.8800	2018/04/25	100,000,000	2017/10/25
17943	Goldman Sachs SP (Asia)	China Unicom Euro Wts Mar 2018 A	0.421	12.60 per unit	2018/03/27	50,000,000	2017/10/25
17945	Goldman Sachs SP (Asia)	China Unicom Euro Wts Dec 2018 A	0.150	12.9000	2018/12/19	100,000,000	2017/10/25
17950	Goldman Sachs SP (Asia)	Geely Auto European Wts Feb 2018 C	0.325	25.9300	2018/02/23	80,000,000	2017/10/25
17948	Goldman Sachs SP (Asia)	HKEX European Warrants Feb 2018 D	0.334	269.0800	2018/02/23	30,000,000	2017/10/25
17949	Goldman Sachs SP (Asia)	Tencent European Put Wt Apr 2018 E	0.241	350.68 per 100 units	2018/04/25	150,000,000	2017/10/25
17916	HK Bank	China Life European Warrants Apr 2018 B	0.150	26.9800	2018/04/06	100,000,000	2017/10/25
17917	HK Bank	Ping An European Warrants Feb 2018 B	0.150	79.1300	2018/02/27	80,000,000	2017/10/25
17918	HK Bank	Sunny Optical European Warrants Mar 2018 B	0.150	140.98 per 100 units	2018/03/29	100,000,000	2017/10/25
17892	Haitong Int'l Sec	BOC HK European Warrants May 2018 A	0.250	42.2800	2018/05/30	50,000,000	2017/10/25
17913	Haitong Int'l Sec	China Mobile European Wts Jan 2018 C	0.245	81.823 per 10 units	2018/01/30	100,000,000	2017/10/25
17914	Haitong Int'l Sec	China Mobile European Wts Jun 2018 A	0.437	80.0000	2018/06/29	100,000,000	2017/10/25
17890	Haitong Int'l Sec	CRRC European Warrants Jun 2018 A	0.480	9.38 per unit	2018/06/08	25,000,000	2017/10/25
17911	Haitong Int'l Sec	Tencent European Warrants Mar 2018 F	0.150	391.28 per 100 units	2018/03/23	200,000,000	2017/10/25
17912	Haitong Int'l Sec	Tencent European Warrants Mar 2018 G	0.151	385.28 per 100 units	2018/03/05	200,000,000	2017/10/25
17941	J P Morgan SP BV	Sinopec Corp European Warrants May 2018 A	0.257	6.36 per unit	2018/05/02	100,000,000	2017/10/25
17942	J P Morgan SP BV	Sunny Optical European Warrants Mar 2018B	0.150	140.94 per 100 units	2018/03/29	100,000,000	2017/10/25
17896	Macquarie Bank Ltd.	CC Bank European Warrants May 2018 A	0.306	8.18 per unit	2018/05/03	33,000,000	2017/10/25
17932	Macquarie Bank Ltd.	China Gas Hold Euro Wts Dec 2018 A	0.447	31.8800	2018/12/14	23,000,000	2017/10/25
17931	Macquarie Bank Ltd.	Want Want China European Wts Nov 2018A	0.667	7.38 per unit	2018/11/02	15,000,000	2017/10/25
17919	SG Issuer	China Life European Warrants Mar 2018 C	0.150	26.9300	2018/03/29	150,000,000	2017/10/25
17920	SG Issuer	Meitu European Warrants Mar 2018 B	0.255	12.3000	2018/03/21	50,000,000	2017/10/25
17897	SG Issuer	Ping An European Warrants Mar 2018 F	0.165	76.3800	2018/03/29	100,000,000	2017/10/25
17899	SG Issuer	Ping An European Warrants Apr 2018 C	0.150	80.0500	2018/04/30	100,000,000	2017/10/25
17922	UBS AG	China Life European Warrants Apr 2018 B	0.151	27.0500	2018/04/06	100,000,000	2017/10/25
17923	UBS AG	GAC European Warrants Jul 2018 A	0.250	27.3800	2018/07/10	70,000,000	2017/10/25
17929	UBS AG	Meitu European Warrants Mar 2018 A	0.208	14.0000	2018/03/07	70,000,000	2017/10/25
17925	UBS AG	PICC Group European Warrants Feb 2018 A	0.156	4.41 per unit	2018/02/26	70,000,000	2017/10/25
17910	Bank Vontobel	BOCL European Warrants Apr 2018 A	0.150	4.69 per unit	2018/04/25	80,000,000	2017/10/25
17907	Bank Vontobel	China Mobile European Warrants May 2018 A	0.501	78.0000	2018/05/02	40,000,000	2017/10/25
17909	Bank Vontobel	JIANC European Warrants Oct 2018 A	0.152	16.0000	2018/10/02	80,000,000	2017/10/25
17904	Bank Vontobel	Tencent European Warrants May 2018 B	0.152	418 per 100 units	2018/05/18	100,000,000	2017/10/25
29757 #	Credit Suisse AG	China Life European Warrants Jan 2018 C	0.078	26.3300	2018/01/29	130,000,000	2017/10/25
17981	Credit Suisse AG	Cathay Pacific European Wts Apr 2018 A	0.800	15.68 per unit	2018/04/25	20,000,000	2017/10/26
17978	Credit Suisse AG	China Shenhua European Wts May 2018 A	0.150	21.8500	2018/05/02	70,000,000	2017/10/26
17986	Credit Suisse AG	Dongfeng Motor European Warrants Feb 18 A	0.600	12.82 per unit	2018/02/28	30,000,000	2017/10/26

Newly listed derivative warrants (continued)

Code	Issuer	Name of issue	Issue prices (HK\$)	Strike level/ Subscription price (HK\$) per 10 units	Subscription/ exercise period	Unit issued on initial listing	Listing date
17977	Credit Suisse AG	Jiangxi Copper European Wts Sep 2018 A	0.150	16.0200	2018/09/24	80,000,000	2017/10/26
17979	Credit Suisse AG	Meitu European Warrants Mar 2018 B	0.260	12.3000	2018/03/21	70,000,000	2017/10/26
17985	Credit Suisse AG	Ping An European Warrants Feb 2018 E	0.300	70.9300	2018/02/28	100,000,000	2017/10/26
17987	Credit Suisse AG	Ping An European Warrants Mar 2018 B	0.170	75.0500	2018/03/29	100,000,000	2017/10/26
17982	Credit Suisse AG	SUNAC European Warrants Apr 2018 B	0.800	49.9900	2018/04/30	15,000,000	2017/10/26
18002	Goldman Sachs SP (Asia)	Agri Bk European Wts Jan 2018 B	0.150	3.81 per unit	2018/01/29	80,000,000	2017/10/26
18001	Goldman Sachs SP (Asia)	China Life Euro Wts Aug 2018 A	0.150	27.5500	2018/08/28	100,000,000	2017/10/26
17994	Goldman Sachs SP (Asia)	HKEX European Warrants Jun 2018 C	0.157	230.20 per 100 units	2018/06/26	150,000,000	2017/10/26
17969	HK Bank	China Railway European Warrants Apr 2018 A	0.350	7.38 per unit	2018/04/30	30,000,000	2017/10/26
17967	HK Bank	CSOP A50 ETF European Warrants Apr 2018 A	0.600	14.88 per unit	2018/04/30	20,000,000	2017/10/26
17968	HK Bank	Meitu European Warrants Apr 2018 A	0.250	14.4800	2018/04/30	60,000,000	2017/10/26
17960	HK Bank	ZTE European Warrants Apr 2018 A	0.250	33.8800	2018/04/30	60,000,000	2017/10/26
17990	J P Morgan SP BV	CNBM European Warrants May 2018 A	0.457	7.37 per unit	2018/05/02	60,000,000	2017/10/26
17988	J P Morgan SP BV	Nine Dragons European Warrants Jun 2018 A	0.162	17.7000	2018/06/04	80,000,000	2017/10/26
17993	J P Morgan SP BV	Sh Petrochem European Warrants Mar 2018 A	0.268	5.68 per unit	2018/03/02	38,000,000	2017/10/26
17976	Macquarie Bank Ltd.	Chow Tai Fook European Wts Apr 2019 A	0.250	11.1800	2019/04/15	40,000,000	2017/10/26
17973	Macquarie Bank Ltd.	GAC European Wts Aug 2018 A	0.250	25.2800	2018/08/02	40,000,000	2017/10/26
17975	Macquarie Bank Ltd.	GAC European Put Warrants May 2018 C	0.311	18.2800	2018/05/02	32,500,000	2017/10/26
17958	Macquarie Bank Ltd.	Ping An European Put Warrants May 18 D	0.418	59.8800	2018/05/03	24,000,000	2017/10/26
17959	Macquarie Bank Ltd.	SUNAC European Warrants Aug 2018 A	0.933	54.8800	2018/08/02	11,000,000	2017/10/26
17971	UBS AG	Haitong Sec European Warrants Apr 2018 A	0.509	16.88 per unit	2018/04/25	20,000,000	2017/10/26
17972	UBS AG	Nine Dragons European Warrants Jun 2018 B	0.250	18.1800	2018/06/22	50,000,000	2017/10/26
17970	UBS AG	Tencent Holdings European Warrants Feb 2018 I	0.158	379.08 per 100 units	2018/02/28	300,000,000	2017/10/26
17962	Bank Vontobel	HKEX European Warrants Jun 2018 C	0.259	208 per 100 units	2018/06/04	150,000,000	2017/10/26
17961	Bank Vontobel	HSBC European Warrants May 2018 A	0.511	73.0000	2018/05/30	40,000,000	2017/10/26
17963	Bank Vontobel	Tencent European Warrants Jun 2018 A	0.418	338 per 100 units	2018/06/19	100,000,000	2017/10/26
16681 [#]	Credit Suisse AG	Tencent Holdings European Wts Mar 2018 H	0.132	403.28 per 100 units	2018/03/29	100,000,000	2017/10/26
18031	BNP Paribas Issuance B.V.	CNBM European Wts May 2018 A	0.590	8 per unit	2018/05/03	30,000,000	2017/10/27
18015	BNP Paribas Issuance B.V.	GAC European Warrants Dec 2018 B	0.280	25.0000	2018/12/04	60,000,000	2017/10/27
18016	BNP Paribas Issuance B.V.	Greatwall Motor Eu Wt Nov 2018 B	0.160	12.8800	2018/11/02	80,000,000	2017/10/27
18017	BNP Paribas Issuance B.V.	New World Dev Eu Wt Jul 2018 A	0.270	14.80 per unit	2018/07/04	40,000,000	2017/10/27
18044	Credit Suisse AG	CNBM European Warrants May 2018 A	0.440	8.38 per unit	2018/05/02	25,000,000	2017/10/27
18053	Credit Suisse AG	China Railway European Warrants Mar 2018A	0.350	7.99 per unit	2018/03/12	30,000,000	2017/10/27
18049	Credit Suisse AG	CSOP A50 ETF European Warrants Feb 2018 A	0.310	15.53 per unit	2018/02/28	40,000,000	2017/10/27
18051	Credit Suisse AG	GAC European Warrants Jul 2018 A	0.250	25.4800	2018/07/30	70,000,000	2017/10/27
18050	Credit Suisse AG	Nine Dragons European Warrants Jun 2018 A	0.190	17.7000	2018/06/04	60,000,000	2017/10/27
18046	Credit Suisse AG	CRRC Times European Warrants May 2018 A	0.415	56.8800	2018/05/30	30,000,000	2017/10/27
18054	Goldman Sachs SP (Asia)	China Mobile Euro Wts Jan 2018 C	0.150	81.82 per 10 units	2018/01/29	95,000,000	2017/10/27
18055	Goldman Sachs SP (Asia)	Tencent European Wt Mar 2018 L	0.233	353.73 per 100 units	2018/03/23	150,000,000	2017/10/27
18023	HK Bank	BYD European Warrants Sep 2018 A	0.160	79.93 per 100 units	2018/09/21	100,000,000	2017/10/27
18022	HK Bank	BYD European Warrants Dec 2018 C	0.150	88.93 per 100 units	2018/12/20	100,000,000	2017/10/27
18020	HK Bank	GAC European Warrants Apr 2018 A	0.250	22.8800	2018/04/30	50,000,000	2017/10/27
18019	HK Bank	Geely Auto European Warrants Mar 2018 G	0.580	21.8300	2018/03/26	100,000,000	2017/10/27

Newly listed derivative warrants (continued)

Code	Issuer	Name of issue	Issue prices (HK\$)	Strike level/ Subscription price (HK\$) per 10 units	Subscription/ exercise period	Unit issued on initial listing	Listing date
18028	Haitong Int'l Sec	CM Bank European Warrants May 2018 A	0.250	33.8000	2018/05/08	80,000,000	2017/10/27
18029	Haitong Int'l Sec	CM Bank European Warrants Aug 2018 A	0.250	36.8000	2018/08/16	80,000,000	2017/10/27
18027	Haitong Int'l Sec	CNBM European Warrants May 2018 A	0.650	8 per unit	2018/05/03	25,000,000	2017/10/27
18030	Haitong Int'l Sec	Ch Unicom European Warrants Dec 2018 A	0.150	12.9000	2018/12/19	100,000,000	2017/10/27
18043	J P Morgan SP BV	GAC European Warrants Jun 2018 A	0.251	26.2600	2018/06/29	60,000,000	2017/10/27
18042	J P Morgan SP BV	Kingdee Intl European Warrants May 2018 A	0.381	5.35 per unit	2018/05/02	60,000,000	2017/10/27
18040	J P Morgan SP BV	Ping An European Put Warrants Apr 2018 B	0.365	63.6300	2018/04/30	100,000,000	2017/10/27
18038	J P Morgan SP BV	Tencent European Warrants Mar 2018 J	0.150	403.43 per 100 units	2018/03/22	300,000,000	2017/10/27
18036	Macquarie Bank Ltd.	CICC European Warrants Aug 2018 A	0.319	18.8800	2018/08/15	31,500,000	2017/10/27
18034	Macquarie Bank Ltd.	Ch Molybdenum European Wts Jun 2018 A	0.696	6.88 per unit	2018/06/15	15,000,000	2017/10/27
18037	Macquarie Bank Ltd.	CNBM European Put Warrants Oct 2018 A	1.113	5.88 per unit	2018/10/03	9,000,000	2017/10/27
18033	Macquarie Bank Ltd.	Kingdee Int'l European Wts May 2018 A	0.500	5.88 per unit	2018/05/16	20,000,000	2017/10/27
18026	Macquarie Bank Ltd.	Nexteer European Warrants Jul 2018 A	0.258	21.1800	2018/07/13	39,000,000	2017/10/27
18025	SG Issuer	CNBM European Warrants Apr 2018 B	0.560	7.99 per unit	2018/04/30	18,000,000	2017/10/27
18024	SG Issuer	Cathay Pacific European Warrants May 2018 A	1.000	14.88 per unit	2018/05/31	10,000,000	2017/10/27
18003	SG Issuer	HSCEI European Put Warrants May 2018 A	0.250	11,400 per 4,000 units	2018/05/30	150,000,000	2017/10/27
18006	SG Issuer	HSI European Put Warrants May 2018 C	0.250	27,200 per 8,000 units	2018/05/30	150,000,000	2017/10/27
18032	UBS AG	China National Building European Wts Apr 2018 A	0.576	8.18 per unit	2018/04/26	30,000,000	2017/10/27
18007	Bank Vontobel	AIA European Warrants May 2018 A	0.488	58.0000	2018/05/02	60,000,000	2017/10/27
18012	Bank Vontobel	Sinopec Corp European Warrants May 2018 A	0.398	5.80 per unit	2018/05/30	50,000,000	2017/10/27
18008	Bank Vontobel	Geely Auto European Warrants May 2018 A	0.261	29.8000	2018/05/02	50,000,000	2017/10/27
18009	Bank Vontobel	Geely Auto European Warrants Jun 2018 A	0.253	33.8000	2018/06/01	50,000,000	2017/10/27
18011	Bank Vontobel	Ping An European Warrants Jul 2018 A	0.980	60.0000	2018/07/30	50,000,000	2017/10/27
10485	BNP Paribas Issuance B.V.	AUD/USD European Wts Jun 2018 A	0.250	0.81 per 1 units	2018/06/22	50,000,000	2017/10/30
10486	BNP Paribas Issuance B.V.	AUD/USD Euro Put Wts Jun 2018 B	0.260	0.76 per 1 units	2018/06/22	50,000,000	2017/10/30
18082	BNP Paribas Issuance B.V.	China Life Euro Wts Feb 2019 A	0.250	32.0000	2019/02/04	60,000,000	2017/10/30
10484	BNP Paribas Issuance B.V.	GBP/USD European Wts Jun 2018 A	0.250	1.40 per 1 units	2018/06/22	50,000,000	2017/10/30
10487	BNP Paribas Issuance B.V.	Gold European Wts Jun 2018 A	0.250	1,380 per 2,500 units	2018/06/22	50,000,000	2017/10/30
10488	BNP Paribas Issuance B.V.	Gold Euro Put Wts Jun 2018 B	0.250	1,200 per 2,500 units	2018/06/22	50,000,000	2017/10/30
18092	Goldman Sachs SP (Asia)	Galaxy Ent European Wts Mar 2018 B	0.314	55.0500	2018/03/12	80,000,000	2017/10/30
18095	Goldman Sachs SP (Asia)	HSI European Put Wts Apr 2018 B	0.150	27,668 per 9,200 units	2018/04/27	150,000,000	2017/10/30
18089	Goldman Sachs SP (Asia)	Haitong Sec Euro Wts Feb 2018 A	0.340	14.20 per unit	2018/02/26	30,000,000	2017/10/30
18091	Goldman Sachs SP (Asia)	Lenovo European Wts Jan 2018 A	0.167	5.19 per unit	2018/01/30	60,000,000	2017/10/30
18090	Goldman Sachs SP (Asia)	Ping An European Wts Feb 2018 F	0.150	77.8200	2018/02/23	100,000,000	2017/10/30
18093	Goldman Sachs SP (Asia)	Ping An European Wts Apr 2018 A	0.237	73.9300	2018/04/25	100,000,000	2017/10/30
18071	HK Bank	China Life European Warrants Apr 2018 C	0.150	28.9300	2018/04/30	80,000,000	2017/10/30
18060	Haitong Int'l Sec	Anhui Conch European Warrants Apr 2018 B	0.250	41.5000	2018/04/30	40,000,000	2017/10/30
18061	Haitong Int'l Sec	CGN Power European Warrants Mar 2018 A	0.250	2.428 per unit	2018/03/29	40,000,000	2017/10/30
18062	Haitong Int'l Sec	CGN Power European Warrants Aug 2018 A	0.250	2.88 per unit	2018/08/08	40,000,000	2017/10/30
18083	Haitong Int'l Sec	China Life European Warrants Apr 2018 A	0.150	28.0500	2018/04/26	150,000,000	2017/10/30
18069	Haitong Int'l Sec	China Life European Warrants May 2019 A	0.250	32.8800	2019/05/29	150,000,000	2017/10/30
18058	Haitong Int'l Sec	Cathay Pacific European Warrants May 18A	0.880	15 per unit	2018/05/21	12,000,000	2017/10/30
18063	Haitong Int'l Sec	COSCO Sh Hold European Warrants Jun 18 A	0.610	4.88 per unit	2018/06/19	20,000,000	2017/10/30

Newly listed derivative warrants (continued)

Code	Issuer	Name of issue	Issue prices (HK\$)	Strike level/ Subscription price (HK\$) per 10 units	Subscription/ exercise period	Unit issued on initial listing	Listing date
18065	Haitong Int'l Sec	Ping An European Warrants Mar 2018 D	0.213	76.3800	2018/03/29	60,000,000	2017/10/30
18068	Haitong Int'l Sec	Sunny Optical European Wts Jun 2018 B	0.188	128.88 per 100 units	2018/06/29	100,000,000	2017/10/30
18064	Haitong Int'l Sec	Goldwind European Warrants Aug 2018 A	0.250	12.4800	2018/08/28	60,000,000	2017/10/30
18059	Haitong Int'l Sec	ZTE European Warrants May 2018 A	0.359	30.8800	2018/05/30	40,000,000	2017/10/30
18087	J P Morgan SP BV	Fosun Intl European Warrants Apr 2018 B	0.202	23.0200	2018/04/23	80,000,000	2017/10/30
18088	J P Morgan SP BV	SMIC European Wts Oct 2018 A	0.188	12.8200	2018/10/09	60,000,000	2017/10/30
18086	J P Morgan SP BV	Tencent European Warrants May 2018 B	0.150	418.18 per 100 units	2018/05/30	250,000,000	2017/10/30
18079	Macquarie Bank Ltd.	CNBM European Warrants Jun 2018 A	0.455	9.88 per unit	2018/06/04	22,000,000	2017/10/30
18072	Macquarie Bank Ltd.	Sunny Optical European Wts Sep 2018 A	0.250	148.88 per 100 units	2018/09/21	40,000,000	2017/10/30
18074	SG Issuer	China Life European Warrants Apr 2018 C	0.840	30.99 per unit	2018/04/30	12,000,000	2017/10/30
18075	SG Issuer	Ch Mob European Warrants Apr 2018 C	0.365	80.8800	2018/04/30	60,000,000	2017/10/30
18076	SG Issuer	ChiUnicom European Warrants Apr 2018 B	1.050	11.38 per unit	2018/04/30	10,000,000	2017/10/30
18077	SG Issuer	GAC European Warrants May 2018 C	0.250	26.8800	2018/05/31	40,000,000	2017/10/30
18084	UBS AG	Sands China European Put Warrants Mar 2018 A	0.230	34.3200	2018/03/22	50,000,000	2017/10/30
18085	UBS AG	SJM Holdings European Warrants Apr 2018 A	0.509	8.18 per unit	2018/04/30	20,000,000	2017/10/30
18147	BOCI Asia Ltd.	BOCL European Warrants Jul 2018 A	0.155	4.51 per unit	2018/07/30	100,000,000	2017/10/31
18152	BOCI Asia Ltd.	China Life European Warrants Apr 2018 B	0.151	27.9500	2018/04/30	100,000,000	2017/10/31
18137	BOCI Asia Ltd.	CM Bank European Warrants May 2018 A	0.255	36.5800	2018/05/31	100,000,000	2017/10/31
18148	BOCI Asia Ltd.	GAC European Warrants Apr 2018 A	0.218	24.1300	2018/04/23	100,000,000	2017/10/31
18143	BOCI Asia Ltd.	Kingsoft European Warrants Jul 2018 A	0.275	23.9000	2018/07/30	100,000,000	2017/10/31
18150	BOCI Asia Ltd.	NCI European Warrants Apr 2018 A	0.398	53.6500	2018/04/25	50,000,000	2017/10/31
18151	BOCI Asia Ltd.	Ping An European Warrants Feb 2018 B	0.263	70.9300	2018/02/22	200,000,000	2017/10/31
18149	BOCI Asia Ltd.	Sands China European Warrants May 2018 A	0.250	40.0000	2018/05/21	100,000,000	2017/10/31
18139	BOCI Asia Ltd.	Tencent Holdings European Wts Apr 2018 D	0.243	373.93 per 100 units	2018/04/23	200,000,000	2017/10/31
18141	BOCI Asia Ltd.	Tencent Holdings European Wts Jun 2018 D	0.218	380.20 per 100 units	2018/06/04	200,000,000	2017/10/31
18120	BNP Paribas Issuance B.V.	CNOOC European Wts Nov 2018 A	0.280	12 per unit	2018/11/02	40,000,000	2017/10/31
18097	BNP Paribas Issuance B.V.	CPIC European Wts Jun 2018 A	0.260	44.0000	2018/06/04	40,000,000	2017/10/31
18119	BNP Paribas Issuance B.V.	Chi Res Land Eu Wt Dec 2018 A	0.260	30.0000	2018/12/04	60,000,000	2017/10/31
18099	BNP Paribas Issuance B.V.	NCI European Wts May 2018 B	0.320	56.8000	2018/05/03	40,000,000	2017/10/31
18101	BNP Paribas Issuance B.V.	PICC Group Euro Wts Jun 2018 A	0.250	4.10 per unit	2018/06/04	40,000,000	2017/10/31
18098	BNP Paribas Issuance B.V.	Ping An European Wt Oct 2018 B	0.300	82.0000	2018/10/03	40,000,000	2017/10/31
18129	Credit Suisse AG	Anhui Conch European Warrants Apr 2018 A	0.250	42.0800	2018/04/30	40,000,000	2017/10/31
18130	Credit Suisse AG	SMIC European Warrants Oct 2018 A	0.170	12.8200	2018/10/09	60,000,000	2017/10/31
18096	Goldman Sachs SP (Asia)	China Life Euro Wts Apr 2018 A	0.150	28.0500	2018/04/26	100,000,000	2017/10/31
18133	Goldman Sachs SP (Asia)	CSOP A50 ETF Euro Wts Feb 2018 C	0.162	15.53 per unit	2018/02/22	80,000,000	2017/10/31
18123	Goldman Sachs SP (Asia)	HKEX European Warrants Jun 2018 D	0.150	260.58 per 100 units	2018/06/22	100,000,000	2017/10/31
18135	Goldman Sachs SP (Asia)	ICBC European Warrants Apr 2018 B	0.150	7.19 per unit	2018/04/16	80,000,000	2017/10/31
18136	Goldman Sachs SP (Asia)	Sands China Euro Wts Mar 2018 D	0.150	39.4400	2018/03/26	80,000,000	2017/10/31
18125	HK Bank	HSI European Put Warrants Apr 2018 E	0.150	27,668 per 9,200 units	2018/04/27	80,000,000	2017/10/31
18103	Haitong Int'l Sec	Fosun Intl European Warrants May 2018 A	0.250	23.8000	2018/05/23	60,000,000	2017/10/31
18104	Haitong Int'l Sec	Fosun Intl European Warrants May 2018 B	0.280	20.8800	2018/05/11	60,000,000	2017/10/31
18107	Haitong Int'l Sec	Tencent European Warrants Mar 2018 H	0.150	403.48 per 100 units	2018/03/22	100,000,000	2017/10/31
18106	Haitong Int'l Sec	Tencent European Warrants Apr 2018 C	0.150	408.18 per 100 units	2018/04/23	100,000,000	2017/10/31

Newly listed derivative warrants (continued)

Code	Issuer	Name of issue	Issue prices (HK\$)	Strike level/ Subscription price (HK\$) per 10 units	Subscription/ exercise period	Unit issued on initial listing	Listing date
18131	J P Morgan SP BV	Tencent European Warrants Jun 2018 E	0.151	420.04 per 100 units	2018/06/22	200,000,000	2017/10/31
18132	J P Morgan SP BV	Tencent European Warrants Aug 2018 C	0.151	444.20 per 100 units	2018/08/31	200,000,000	2017/10/31
18126	Macquarie Bank Ltd.	Air China European Warrants Sep 2018 A	1.008	7.18 per unit	2018/09/14	10,000,000	2017/10/31
18121	Macquarie Bank Ltd.	ICBC European Put Warrants Aug 2018 B	0.482	5.88 per unit	2018/08/02	21,000,000	2017/10/31
18122	Macquarie Bank Ltd.	ICBC European Put Warrants Oct 2018 A	0.304	5.28 per unit	2018/10/03	33,000,000	2017/10/31
18102	Macquarie Bank Ltd.	Ping An European Warrants Mar 2018 C	0.266	72.8800	2018/03/02	38,000,000	2017/10/31
18108	UBS AG	BYD European Warrants Dec 2018 A	0.165	74.93 per 100 units	2018/12/20	100,000,000	2017/10/31
18111	UBS AG	China Mobile European Warrants Feb 2018 C	0.154	83.84 per 10 units	2018/02/08	100,000,000	2017/10/31
18112	UBS AG	CRRC European Warrants Dec 2019 A	0.150	7.9900	2019/12/20	100,000,000	2017/10/31
18128	UBS AG	HSBC European Warrants Mar 2018 B	0.151	85.5500	2018/03/27	100,000,000	2017/10/31
18116	Bank Vontobel	CSOP A50 ETF European Warrants May 2018 A	0.417	14.88 per unit	2018/05/02	40,000,000	2017/10/31
18118	Bank Vontobel	SHK Ppt European Warrants Mar 2018 A	0.720	129.8000	2018/03/02	40,000,000	2017/10/31
18183	BNP Paribas Issuance B.V.	Agricultural Bank Eu Wt Aug 18 A	0.200	3.88 per unit	2018/08/02	60,000,000	2017/11/01
18181	BNP Paribas Issuance B.V.	CHALCO European Wts Jul 2018 A	0.780	8.50 per unit	2018/07/04	40,000,000	2017/11/01
18182	BNP Paribas Issuance B.V.	BYD European Wts Oct 2018 A	0.170	79.90 per 100 units	2018/10/03	120,000,000	2017/11/01
18180	BNP Paribas Issuance B.V.	Ch Shenhua Euro Wts Jan 2019 A	0.290	21.8000	2019/01/03	50,000,000	2017/11/01
18184	BNP Paribas Issuance B.V.	SMIC European Wts Oct 2018 A	0.190	12.8000	2018/10/16	80,000,000	2017/11/01
18168	Credit Suisse AG	China Life European Warrants Apr 2018 A	0.150	27.9500	2018/04/26	100,000,000	2017/11/01
18188	Goldman Sachs SP (Asia)	China Mobile Euro Wts Apr 2018 B	0.370	78.0500	2018/04/24	100,000,000	2017/11/01
18190	Goldman Sachs SP (Asia)	CNOOC European Warrants Mar 2018 C	0.539	10.20 per unit	2018/03/21	80,000,000	2017/11/01
18185	Goldman Sachs SP (Asia)	Sinopec Corp Euro Wts Mar 2018 A	0.150	6.21 per unit	2018/03/26	80,000,000	2017/11/01
18186	Goldman Sachs SP (Asia)	China Tel European Wts Mar 2018 B	0.200	4.29 per unit	2018/03/12	50,000,000	2017/11/01
18189	Goldman Sachs SP (Asia)	Tencent European Wt Feb 2018 R	0.264	343.63 per 100 units	2018/02/21	150,000,000	2017/11/01
18157	HK Bank	CITIC Bank European Warrants Jun 2018 A	0.250	5.38 per unit	2018/06/29	40,000,000	2017/11/01
18156	HK Bank	SMIC European Warrants Oct 2018 A	0.150	12.8200	2018/10/09	80,000,000	2017/11/01
18175	J P Morgan SP BV	China EB Int'l European Wts Oct 2018 A	0.250	14.0000	2018/10/05	60,000,000	2017/11/01
18176	J P Morgan SP BV	CKH European Warrants Mar 2018 B	0.150	112.9100	2018/03/29	100,000,000	2017/11/01
18179	J P Morgan SP BV	CKI Holdings European Warrants Mar 2018 A	0.227	75.0000	2018/03/05	45,000,000	2017/11/01
18173	J P Morgan SP BV	Kingboard Chem European Warrants May 18 B	0.342	58.5800	2018/05/14	60,000,000	2017/11/01
18178	J P Morgan SP BV	PWR Assets European Warrants Jul 2018 A	0.283	73.7300	2018/07/03	60,000,000	2017/11/01
18159	Macquarie Bank Ltd.	AIA European Warrants May 2018 A	0.213	68.8600	2018/05/03	47,000,000	2017/11/01
18162	Macquarie Bank Ltd.	Cathay Pacific European Wts Aug 2018 A	1.050	16.88 per unit	2018/08/02	10,000,000	2017/11/01
18161	Macquarie Bank Ltd.	HKEX European Warrants May 2018 D	1.619	240.8800	2018/05/03	6,250,000	2017/11/01
18163	Macquarie Bank Ltd.	Tencent European Warrants Jun 2018 A	0.410	520.8800	2018/06/04	24,400,000	2017/11/01
18154	SG Issuer	China Life European Warrants Apr 2018 D	0.150	29.3500	2018/04/30	150,000,000	2017/11/01
18164	SG Issuer	Fosun Intl European Warrants May 2018 A	0.250	25.8800	2018/05/31	40,000,000	2017/11/01
18165	SG Issuer	Huaneng Power European Warrants Jul 2018 A	0.500	5.78 per unit	2018/07/31	20,000,000	2017/11/01
18166	SG Issuer	Stanchart European Warrants Jun 2018 A	0.630	88.8800	2018/06/29	16,000,000	2017/11/01
18167	SG Issuer	ZTE European Warrants May 2018 B	0.410	25.0000	2018/05/18	30,000,000	2017/11/01
18171	UBS AG	Agricultural Bank European Warrants Jul 2018 A	0.268	3.89 per unit	2018/07/27	70,000,000	2017/11/01
18170	UBS AG	BOCL European Warrants Apr 2018 A	0.175	4.39 per unit	2018/04/16	70,000,000	2017/11/01
18169	UBS AG	CC Bank European Warrants Mar 2018 A	0.279	7.51 per unit	2018/03/23	70,000,000	2017/11/01
18196	BNP Paribas Issuance B.V.	Evergrande Euro Wts Jun 2018 A	0.510	40.0000	2018/06/04	40,000,000	2017/11/02

Newly listed derivative warrants (continued)

Code	Issuer	Name of issue	Issue prices (HK\$)	Strike level/ Subscription price (HK\$) per 10 units	Subscription/ exercise period	Unit issued on initial listing	Listing date
18197	BNP Paribas Issuance B.V.	China Mengniu Eu Wt Aug 2018 A	0.260	26.0000	2018/08/02	40,000,000	2017/11/02
18216	Credit Suisse AG	CC Bank European Warrants Mar 2018 C	0.167	7.76 per unit	2018/03/22	60,000,000	2017/11/02
18217	Credit Suisse AG	China EB Int'l European Wts Sep 2018 A	0.250	14.2800	2018/09/28	40,000,000	2017/11/02
18218	Credit Suisse AG	CRRC European Warrants Feb 2018 A	0.250	9.29 per unit	2018/02/12	40,000,000	2017/11/02
18245	Goldman Sachs SP (Asia)	Agri Bk European Wts Apr 2018 A	0.150	3.79 per unit	2018/04/23	80,000,000	2017/11/02
18242	Goldman Sachs SP (Asia)	AIA European Warrants May 2018 A	0.318	60.8000	2018/05/02	80,000,000	2017/11/02
18243	Goldman Sachs SP (Asia)	BOCL European Warrants Apr 2018 A	0.150	4.39 per unit	2018/04/16	80,000,000	2017/11/02
18244	Goldman Sachs SP (Asia)	Ping An European Wts Mar 2018 F	0.318	70.0500	2018/03/27	80,000,000	2017/11/02
18212	HK Bank	AIA European Warrants May 2018 B	0.300	62.3800	2018/05/31	40,000,000	2017/11/02
18213	HK Bank	China Mobile European Warrants Feb 2018 B	0.170	81.82 per 10 units	2018/02/05	60,000,000	2017/11/02
18210	HK Bank	Lenovo European Warrants May 2018 A	0.250	5 per unit	2018/05/02	40,000,000	2017/11/02
18209	HK Bank	China Vanke European Warrants May 2018 A	0.250	32.8800	2018/05/02	40,000,000	2017/11/02
18206	Haitong Int'l Sec	AIA European Warrants Feb 2018 A	0.150	65.9300	2018/02/15	70,000,000	2017/11/02
18232	Haitong Int'l Sec	China EB Int'l European Warrants Oct 18A	0.250	14.0200	2018/10/02	40,000,000	2017/11/02
18205	Haitong Int'l Sec	China Shenhua European Warrants Jun 18 B	0.250	18.8800	2018/06/13	100,000,000	2017/11/02
18214	Haitong Int'l Sec	GAC European Warrants May 2018 A	0.250	25.8800	2018/05/14	80,000,000	2017/11/02
18215	Haitong Int'l Sec	GAC European Warrants Jul 2018 B	0.250	28.8000	2018/07/03	80,000,000	2017/11/02
18199	Haitong Int'l Sec	Lenovo European Warrants May 2018 A	0.265	5.08 per unit	2018/05/14	60,000,000	2017/11/02
18200	Haitong Int'l Sec	Lenovo European Warrants Jun 2018 A	0.250	5.50 per unit	2018/06/20	60,000,000	2017/11/02
18204	Haitong Int'l Sec	PetroChina European Warrants May 2018 B	0.250	5.38 per unit	2018/05/14	60,000,000	2017/11/02
18207	Haitong Int'l Sec	PICC Group European Warrants Mar 2018 A	0.150	4.49 per unit	2018/03/28	70,000,000	2017/11/02
18208	Haitong Int'l Sec	PICC Group European Warrants May 2018 A	0.310	4.10 per unit	2018/05/24	60,000,000	2017/11/02
18202	Haitong Int'l Sec	Tencent European Warrants Aug 2018 B	0.180	444.20 per 100 units	2018/08/31	100,000,000	2017/11/02
18198	Macquarie Bank Ltd.	Anhui Conch European Wts Jul 2018 A	0.252	43.8800	2018/07/04	40,000,000	2017/11/02
18223	Macquarie Bank Ltd.	Angang Steel European Wts May 2018 A	0.927	8.58 per unit	2018/05/21	10,800,000	2017/11/02
18221	Macquarie Bank Ltd.	China Huarong European Warrants Jul18A	0.347	4.88 per unit	2018/07/17	29,000,000	2017/11/02
18224	Macquarie Bank Ltd.	CITIC European Warrants Jul 2018 A	0.669	13.88 per unit	2018/07/04	15,000,000	2017/11/02
18219	Macquarie Bank Ltd.	GAC European Wts Jul 2018 A	0.410	20.6800	2018/07/04	30,000,000	2017/11/02
18220	Macquarie Bank Ltd.	Greatwall Motor European Put Wt Dec18A	0.250	10.0800	2018/12/04	40,000,000	2017/11/02
18222	Macquarie Bank Ltd.	WH Group European Warrants Nov 2019 A	0.254	8.8800	2019/11/18	40,000,000	2017/11/02
18194	SG Issuer	CSOP A50 ETF European Warrants May 2018 A	0.560	15.50 per unit	2018/05/31	20,000,000	2017/11/02
18195	SG Issuer	A50 China European Warrants May 2018 A	0.250	16.50 per unit	2018/05/31	40,000,000	2017/11/02
18193	SG Issuer	SMIC European Warrants Oct 2018 A	0.190	12.8200	2018/10/09	60,000,000	2017/11/02
18229	UBS AG	CAM CSI300 European Warrants Mar 2018 A	0.161	51.3300	2018/03/12	70,000,000	2017/11/02
18231	UBS AG	Brilliance Chi European Warrants Mar 2018 A	0.156	25.0500	2018/03/14	70,000,000	2017/11/02
18228	UBS AG	Dongfeng Motor European Warrants Feb 2018 A	0.417	12.82 per unit	2018/02/23	25,000,000	2017/11/02
18227	UBS AG	China Vanke European Warrants Apr 2018 A	0.222	35.0500	2018/04/26	50,000,000	2017/11/02
18237	Bank Vontobel	CHALCO European Warrants Jun 2018 A	1.005	7.28 per unit	2018/06/11	20,000,000	2017/11/02
18233	Bank Vontobel	Ch Comm Cons European Warrants Mar 2018 A	0.393	11.81 per unit	2018/03/29	30,000,000	2017/11/02
18236	Bank Vontobel	CITIC Sec European Warrants Dec 2018 A	0.151	20.7000	2018/12/04	70,000,000	2017/11/02
18238	Bank Vontobel	HKEX European Put Warrants Mar 2018 B	0.186	218.90 per 100 units	2018/03/26	100,000,000	2017/11/02
18241	Bank Vontobel	Kingsoft European Warrants Jun 2018 A	0.256	21.0000	2018/06/15	50,000,000	2017/11/02
18266	Credit Suisse AG	Brilliance Chi European Wts Feb 2018 C	0.210	23.2800	2018/02/28	50,000,000	2017/11/03

Newly listed derivative warrants (continued)

Code	Issuer	Name of issue	Issue prices (HK\$)	Strike level/ Subscription price (HK\$) per 10 units	Subscription/ exercise period	Unit issued on initial listing	Listing date
18265	Credit Suisse AG	China Life European Put Wts Jun 2018 A	0.250	23.8800	2018/06/29	50,000,000	2017/11/03
18286	Goldman Sachs SP (Asia)	AIA European Warrants Apr 2018 A	0.150	68.9300	2018/04/23	80,000,000	2017/11/03
18281	Goldman Sachs SP (Asia)	China Life Euro Wts Apr 2018 B	0.150	29.3500	2018/04/16	100,000,000	2017/11/03
18285	Goldman Sachs SP (Asia)	China Mobile Euro Wts Mar 2018 B	0.150	84.9300	2018/03/27	80,000,000	2017/11/03
18284	Goldman Sachs SP (Asia)	China Unicom Euro Wts Feb 2018 A	0.250	13.82 per unit	2018/02/05	40,000,000	2017/11/03
18287	Goldman Sachs SP (Asia)	HKEX European Warrants Sep 2018 A	0.150	265.20 per 100 units	2018/09/26	200,000,000	2017/11/03
18259	HK Bank	Agricultural Bank European Warrants Aug 2018 A	0.250	3.98 per unit	2018/08/31	50,000,000	2017/11/03
18261	HK Bank	BOCL European Warrants Jul 2018 A	0.250	4.28 per unit	2018/07/26	50,000,000	2017/11/03
18258	HK Bank	CC Bank European Warrants Jul 2018 B	0.350	7.38 per unit	2018/07/31	50,000,000	2017/11/03
18256	HK Bank	GAC European Warrants May 2018 A	0.250	25.3800	2018/05/02	80,000,000	2017/11/03
18260	HK Bank	ICBC European Warrants Jul 2018 A	0.300	6.78 per unit	2018/07/31	50,000,000	2017/11/03
18257	HK Bank	Yanzhou Coal European Warrants Aug 2019 A	0.160	8.8900	2019/08/23	80,000,000	2017/11/03
18278	Haitong Int'l Sec	Car Inc European Warrants Aug 2020 A	0.250	7.6800	2020/08/18	80,000,000	2017/11/03
18280	Haitong Int'l Sec	China Life European Warrants Apr 2018 B	0.150	28.9280	2018/04/26	100,000,000	2017/11/03
18279	Haitong Int'l Sec	CSDC European Warrants Jun 2018 A	0.250	2.12 per unit	2018/06/29	40,000,000	2017/11/03
18277	Haitong Int'l Sec	Guangshen Rail European Warrants Dec 18B	0.850	5.48 per unit	2018/12/31	20,000,000	2017/11/03
18274	Haitong Int'l Sec	HS Bank European Warrants Jun 2018 A	0.250	188.88 per 100 units	2018/06/29	60,000,000	2017/11/03
18276	Haitong Int'l Sec	Maanshan Iron European Warrants Jun 18 A	0.550	4.28 per unit	2018/06/20	20,000,000	2017/11/03
18275	Haitong Int'l Sec	MTRC European Warrants Jun 2018 A	0.303	48.8800	2018/06/29	40,000,000	2017/11/03
18272	J P Morgan SP BV	BOCL European Warrants Jul 2018 A	0.160	4.50 per unit	2018/07/31	100,000,000	2017/11/03
18269	J P Morgan SP BV	CC Bank European Wts Apr 2018 A	0.150	8.38 per unit	2018/04/13	100,000,000	2017/11/03
18268	J P Morgan SP BV	China Unicom European Warrants Dec 2018 A	0.150	12.8800	2018/12/19	100,000,000	2017/11/03
18273	J P Morgan SP BV	Ping An European Warrants May 2018 C	0.251	81.8100	2018/05/02	100,000,000	2017/11/03
18262	Macquarie Bank Ltd.	China Life European Wts Jun 2018 A	2.005	27.58 per unit	2018/06/04	5,000,000	2017/11/03
18264	Macquarie Bank Ltd.	HTSC European Warrants Oct 2018 A	0.250	20.8800	2018/10/16	40,000,000	2017/11/03
18263	Macquarie Bank Ltd.	Meitu European Warrants May 2018 B	0.363	11.3800	2018/05/15	28,000,000	2017/11/03
18251	SG Issuer	China Life European Warrants Oct 2018 B	0.250	30.0000	2018/10/31	150,000,000	2017/11/03
18252	SG Issuer	ICBC European Put Wt May 2018 B	0.275	5.90 per unit	2018/05/31	40,000,000	2017/11/03
18253	SG Issuer	PICC European Warrants May 2018 A	0.290	4.18 per unit	2018/05/31	35,000,000	2017/11/03
18255	SG Issuer	Ping An European Warrants Apr 2018 D	0.335	73.8800	2018/04/30	80,000,000	2017/11/03
18249	UBS AG	CSOP A50 ETF European Warrants Mar 2018 A	0.168	17.02 per unit	2018/03/07	70,000,000	2017/11/03
18246	UBS AG	Ping An European Warrants Feb 2018 C	0.172	79.2300	2018/02/21	100,000,000	2017/11/03
18247	UBS AG	Ping An European Put Warrants Feb 2018 D	0.265	62.2300	2018/02/28	100,000,000	2017/11/03
18335	BOCI Asia Ltd.	China Life European Warrants Oct 2018 A	0.255	30.0500	2018/10/22	200,000,000	2017/11/06
18336	BOCI Asia Ltd.	Galaxy Ent European Warrants May 2018 A	0.254	60.0000	2018/05/07	100,000,000	2017/11/06
18341	BOCI Asia Ltd.	HKEX European Warrants May 2018 B	0.152	239.08 per 100 units	2018/05/29	200,000,000	2017/11/06
18342	BOCI Asia Ltd.	IGG European Warrants Mar 2018 A	0.190	13.1000	2018/03/12	60,000,000	2017/11/06
18338	BOCI Asia Ltd.	Kingsoft European Warrants Jun 2018 A	0.282	22.5500	2018/06/11	80,000,000	2017/11/06
18337	BOCI Asia Ltd.	Lenovo European Warrants May 2018 A	0.247	5.26 per unit	2018/05/28	100,000,000	2017/11/06
18334	BOCI Asia Ltd.	Link REIT European Warrants May 2018 A	0.250	73.8800	2018/05/07	40,000,000	2017/11/06
18340	BOCI Asia Ltd.	Meitu European Warrants Mar 2018 A	0.192	14.0200	2018/03/27	100,000,000	2017/11/06
18339	BOCI Asia Ltd.	Sunny Optical European Warrants Jun 2018 C	0.172	128.90 per 100 units	2018/06/29	100,000,000	2017/11/06
18312	BNP Paribas Issuance B.V.	BYD Electronic Euro Wts Aug 18 A	0.350	28.0000	2018/08/02	40,000,000	2017/11/06

Newly listed derivative warrants (continued)

Code	Issuer	Name of issue	Issue prices (HK\$)	Strike level/ Subscription price (HK\$) per 10 units	Subscription/ exercise period	Unit issued on initial listing	Listing date
18293	BNP Paribas Issuance B.V.	Ch Mobile Euro Wts Jul 2018 B	0.250	89.0000	2018/07/04	40,000,000	2017/11/06
18313	BNP Paribas Issuance B.V.	CPIC European Wts Jul 2018 A	0.250	45.0000	2018/07/04	40,000,000	2017/11/06
18311	BNP Paribas Issuance B.V.	CRRC European Wts Oct 2018 A	0.300	10 per unit	2018/10/03	40,000,000	2017/11/06
18314	BNP Paribas Issuance B.V.	CSOP A50 ETF Eu Wts Sep 2018 A	0.260	18.50 per unit	2018/09/04	40,000,000	2017/11/06
18298	BNP Paribas Issuance B.V.	GAC European Warrants Aug 2018 A	0.260	22.3800	2018/08/02	60,000,000	2017/11/06
18294	BNP Paribas Issuance B.V.	ICBC European Wts Aug 2018 A	0.260	7.30 per unit	2018/08/02	40,000,000	2017/11/06
18297	BNP Paribas Issuance B.V.	ICBC European Wts Oct 2018 C	0.260	7.68 per unit	2018/10/03	40,000,000	2017/11/06
18288	BNP Paribas Issuance B.V.	Tencent Euro Wts Jun 2018 A	0.260	372 per 100 units	2018/06/04	80,000,000	2017/11/06
18291	BNP Paribas Issuance B.V.	Tencent Euro Wts Aug 2018 E	0.260	386 per 100 units	2018/08/02	80,000,000	2017/11/06
18316	Credit Suisse AG	CHALCO European Wts May 2018 A	0.860	6.88 per unit	2018/05/07	30,000,000	2017/11/06
18318	Credit Suisse AG	Angang Steel European Warrants May 2018 A	1.000	7.18 per unit	2018/05/07	30,000,000	2017/11/06
18317	Credit Suisse AG	Ch Molybdenum European Warrants May 2018A	0.660	5.68 per unit	2018/05/07	30,000,000	2017/11/06
18315	Credit Suisse AG	Geely Auto European Warrants Mar 2018 B	0.220	27.3300	2018/03/19	80,000,000	2017/11/06
18319	Credit Suisse AG	Maanshan Iron European Warrants May 2018A	0.500	4.38 per unit	2018/05/31	20,000,000	2017/11/06
18320	Credit Suisse AG	Ping An European Warrants May 2018 A	0.250	83.9800	2018/05/07	100,000,000	2017/11/06
18327	Goldman Sachs SP (Asia)	Agri Bk European Wts Mar 2018 A	0.150	4.01 per unit	2018/03/27	80,000,000	2017/11/06
18326	Goldman Sachs SP (Asia)	CM Bank European Wts Apr 2018 A	0.167	34.9300	2018/04/23	60,000,000	2017/11/06
18328	Goldman Sachs SP (Asia)	CSOP A50 ETF Euro Wts Mar 2018 C	0.150	17.02 per unit	2018/03/05	80,000,000	2017/11/06
18325	Goldman Sachs SP (Asia)	Galaxy Ent European Wts Mar 2018 C	0.184	60.0500	2018/03/22	80,000,000	2017/11/06
18324	Goldman Sachs SP (Asia)	Ping An European Wts May 2018 A	0.250	82.8800	2018/05/07	100,000,000	2017/11/06
18323	J P Morgan SP BV	CM Bank European Warrants May 2018 B	0.154	36.0000	2018/05/31	70,000,000	2017/11/06
18331	J P Morgan SP BV	HKEX European Warrants Sep 2018 A	0.150	265.26 per 100 units	2018/09/24	200,000,000	2017/11/06
18321	J P Morgan SP BV	ICBC European Warrants Apr 2018 B	0.151	7.39 per unit	2018/04/19	100,000,000	2017/11/06
18301	Macquarie Bank Ltd.	A50 China European Warrants Jun 2018 A	0.515	16.88 per unit	2018/06/04	20,000,000	2017/11/06
18299	SG Issuer	China Life European Warrants May 2018 C	0.740	33.88 per unit	2018/05/31	14,000,000	2017/11/06
18300	SG Issuer	China Life European Put Warrants Jul 2018 A	0.250	24.0000	2018/07/31	100,000,000	2017/11/06
18310	UBS AG	CNOOC European Warrants Mar 2018 B	0.308	12.35 per unit	2018/03/28	40,000,000	2017/11/06
18308	UBS AG	PetroChina European Put Warrants May 2018 A	0.250	4.68 per unit	2018/05/07	40,000,000	2017/11/06
18303	Bank Vontobel	HSI European Warrants May 2018 A	0.269	28,200 per 7,000 units	2018/05/30	100,000,000	2017/11/06
18306	Bank Vontobel	HSI European Warrants Jun 2018 B	0.270	28,800 per 6,000 units	2018/06/28	100,000,000	2017/11/06
18307	Bank Vontobel	HSI European Put Warrants Apr 2018 A	0.158	27,700 per 9,200 units	2018/04/27	100,000,000	2017/11/06
18305	Bank Vontobel	HSI European Put Warrants Jun 2018 A	0.255	28,600 per 8,000 units	2018/06/28	100,000,000	2017/11/06
18345	BNP Paribas Issuance B.V.	CM Bank Euro Warrants Aug 2018 A	0.300	33.0000	2018/08/02	40,000,000	2017/11/07
18348	BNP Paribas Issuance B.V.	Fosun Intl European Wts Sep 18 A	0.250	23.0000	2018/09/04	60,000,000	2017/11/07
18347	BNP Paribas Issuance B.V.	Nine Dragons Eur Wt Sep 2018 A	0.250	16.8000	2018/09/04	50,000,000	2017/11/07
18346	BNP Paribas Issuance B.V.	SHK Ppt Euro Warrants May 2018 A	0.290	141.8000	2018/05/03	40,000,000	2017/11/07
18366	Credit Suisse AG	BOCL European Warrants May 2018 C	0.250	4.15 per unit	2018/05/07	50,000,000	2017/11/07
18365	Credit Suisse AG	CNOOC European Warrants May 2018 A	0.250	13.08 per unit	2018/05/07	40,000,000	2017/11/07
18363	Credit Suisse AG	HSBC European Wts Mar 2018 B	0.150	85.5500	2018/03/27	100,000,000	2017/11/07
18362	Credit Suisse AG	Tencent Holdings European Wts May 2018 A	0.150	418.18 per 100 units	2018/05/18	150,000,000	2017/11/07
18364	Credit Suisse AG	Want Want European Warrants May 2018 A	0.350	7.88 per unit	2018/05/07	30,000,000	2017/11/07
18374	Goldman Sachs SP (Asia)	BOCL European Warrants Apr 2018 B	0.150	4.11 per unit	2018/04/25	80,000,000	2017/11/07
18371	Goldman Sachs SP (Asia)	HKEX European Warrants Sep 2018 B	0.150	234.20 per 100 units	2018/09/24	150,000,000	2017/11/07

Newly listed derivative warrants (continued)

Code	Issuer	Name of issue	Issue prices (HK\$)	Strike level/ Subscription price (HK\$) per 10 units	Subscription/ exercise period	Unit issued on initial listing	Listing date
18370	Goldman Sachs SP (Asia)	ICBC European Warrants Apr 2018 C	0.359	6.29 per unit	2018/04/25	80,000,000	2017/11/07
18372	Goldman Sachs SP (Asia)	Ping An European Wts Apr 2018 B	0.150	80.0500	2018/04/25	80,000,000	2017/11/07
18373	Goldman Sachs SP (Asia)	Ping An Euro Put Wts Feb 2018 G	0.150	62.2300	2018/02/23	80,000,000	2017/11/07
18369	J P Morgan SP BV	CNOOC European Warrants Apr 2018 B	0.191	12.34 per unit	2018/04/03	100,000,000	2017/11/07
18367	J P Morgan SP BV	A50 China European Warrants May 2018 A	0.252	16.26 per unit	2018/05/07	80,000,000	2017/11/07
18349	Macquarie Bank Ltd.	Galaxy Ent European Wts Jun 2018 A	0.422	58.8800	2018/06/04	24,000,000	2017/11/07
18343	SG Issuer	AIA European Warrants Apr 2018 B	0.250	63.9300	2018/04/30	60,000,000	2017/11/07
18344	SG Issuer	BOCL European Warrants May 2018 B	0.215	4.25 per unit	2018/05/31	60,000,000	2017/11/07
18358	SG Issuer	CCCCL European Warrants May 2018 A	0.770	10.80 per unit	2018/05/31	13,000,000	2017/11/07
18360	UBS AG	ASM Pacific European Warrants Jun 2018 A	0.215	136.18 per 100 units	2018/06/22	50,000,000	2017/11/07
18359	UBS AG	BYD Electronic European Warrants Jul 2018 A	0.343	27.0800	2018/07/06	30,000,000	2017/11/07
18350	Bank Vontobel	BOCL European Warrants Jun 2018 A	0.299	3.88 per unit	2018/06/25	80,000,000	2017/11/07
18356	Bank Vontobel	CKH European Warrants Jun 2018 B	0.504	100.0000	2018/06/11	40,000,000	2017/11/07
18353	Bank Vontobel	China Life European Warrants Oct 2018 A	0.251	30.8000	2018/10/29	100,000,000	2017/11/07
18351	Bank Vontobel	HKEX European Put Warrants May 2018 A	0.255	228 per 100 units	2018/05/31	100,000,000	2017/11/07
18357	Bank Vontobel	MTRC European Warrants Apr 2018 A	0.155	50.0000	2018/04/03	70,000,000	2017/11/07
12695 [#]	Credit Suisse AG	China Life European Warrants Mar 2018 B	0.150	28.8700	2018/03/26	80,000,000	2017/11/07
17521 [#]	J P Morgan SP BV	HSBC European Warrants Feb 2018 A	0.080	82.8200	2018/02/02	150,000,000	2017/11/07
11560 [#]	J P Morgan SP BV	Ping An European Warrants Mar 2018 B	0.185	77.7700	2018/03/02	100,000,000	2017/11/07
16974 [#]	SG Issuer	CHALCO European Warrants Aug 2019 A	0.159	8.0000	2019/08/05	65,000,000	2017/11/07
18410	BOCI Asia Ltd.	AIA European Warrants May 2018 A	0.255	65.8800	2018/05/31	100,000,000	2017/11/08
18411	BOCI Asia Ltd.	BYD European Warrants Sep 2018 A	0.160	79.93 per 100 units	2018/09/21	100,000,000	2017/11/08
18412	BOCI Asia Ltd.	CKH European Warrants May 2018 A	0.250	115.0000	2018/05/31	100,000,000	2017/11/08
18405	BOCI Asia Ltd.	China Life European Warrants May 2018 B	0.205	28.0000	2018/05/04	150,000,000	2017/11/08
18406	BOCI Asia Ltd.	China Life European Warrants May 2019 A	0.250	33.8800	2019/05/21	150,000,000	2017/11/08
18409	BOCI Asia Ltd.	PICC European Warrants Apr 2019 A	0.285	17.1900	2019/04/25	100,000,000	2017/11/08
18407	BOCI Asia Ltd.	Ping An European Warrants Mar 2018 C	0.274	77.8000	2018/03/09	100,000,000	2017/11/08
18408	BOCI Asia Ltd.	Ping An European Warrants May 2018 B	0.267	82.8800	2018/05/11	100,000,000	2017/11/08
18383	BNP Paribas Issuance B.V.	CAM CSI300 Euro Wts Oct 2018 A	0.260	52.8000	2018/10/03	40,000,000	2017/11/08
18380	BNP Paribas Issuance B.V.	BYD Electronic Euro Wts Aug 18 B	0.340	26.8000	2018/08/02	40,000,000	2017/11/08
18382	BNP Paribas Issuance B.V.	PICC European Wts Aug 2018 A	0.860	20 per unit	2018/08/02	30,000,000	2017/11/08
18379	BNP Paribas Issuance B.V.	SMIC European Wts Oct 2018 B	0.250	17.0000	2018/10/03	50,000,000	2017/11/08
18377	BNP Paribas Issuance B.V.	China Vanke Euro Wts Oct 2018 A	0.360	37.0000	2018/10/03	40,000,000	2017/11/08
18419	Credit Suisse AG	Galaxy Ent European Warrants Apr 2018 B	0.270	61.4300	2018/04/10	50,000,000	2017/11/08
18418	Credit Suisse AG	Baiyunshan Ph European Warrants May 2018A	0.400	32.0800	2018/05/07	30,000,000	2017/11/08
18445	Goldman Sachs SP (Asia)	China Life Euro Wts Jul 2018 A	0.250	31.8800	2018/07/31	100,000,000	2017/11/08
18441	Goldman Sachs SP (Asia)	Galaxy Ent European Wts Apr 2018 B	0.156	65.9300	2018/04/06	80,000,000	2017/11/08
18443	Goldman Sachs SP (Asia)	Ping An European Wts May 2018 B	0.250	84.8800	2018/05/08	80,000,000	2017/11/08
18439	Goldman Sachs SP (Asia)	SUNAC European Warrants Mar 2018 A	0.500	45.0000	2018/03/26	20,000,000	2017/11/08
18446	Goldman Sachs SP (Asia)	Tencent European Wt May 2018 A	0.150	418.20 per 100 units	2018/05/18	200,000,000	2017/11/08
18417	Haitong Int'l Sec	Agricultural Bk European Warrants Mar18A	0.150	4.01 per unit	2018/03/29	100,000,000	2017/11/08
18376	Haitong Int'l Sec	CM Bank European Warrants May 2018 B	0.155	36.0500	2018/05/29	80,000,000	2017/11/08
18375	Haitong Int'l Sec	CSOP A50 ETF European Warrants Mar 2018D	0.160	17.02 per unit	2018/03/06	80,000,000	2017/11/08

Newly listed derivative warrants (continued)

Code	Issuer	Name of issue	Issue prices (HK\$)	Strike level/ Subscription price (HK\$) per 10 units	Subscription/ exercise period	Unit issued on initial listing	Listing date
18416	Haitong Int'l Sec	HKEX European Warrants Sep 2018 A	0.150	265.38 per 100 units	2018/09/18	150,000,000	2017/11/08
18450	J P Morgan SP BV	China Life European Put Wts Mar 2018 C	0.150	26.0000	2018/03/02	100,000,000	2017/11/08
10489	J P Morgan SP BV	N225 Index Euro Wts Jun 2018 C	0.253	24,000 per 400 units	2018/06/08	100,000,000	2017/11/08
10490	J P Morgan SP BV	N225 Idx Euro Put Wts Jun 2018 D	0.253	21,200 per 400 units	2018/06/08	100,000,000	2017/11/08
18448	J P Morgan SP BV	Tencent European Put Warrants Feb 2018 H	0.151	329.92 per 100 units	2018/02/28	200,000,000	2017/11/08
18384	Macquarie Bank Ltd.	CHALCO European Warrants Sep 2018 A	1.121	7.48 per unit	2018/09/04	9,000,000	2017/11/08
18385	Macquarie Bank Ltd.	Anta Sports European Wts Aug 2018 A	0.566	45.6800	2018/08/17	18,000,000	2017/11/08
18398	SG Issuer	China Life European Warrants Mar 2018 D	0.150	28.8700	2018/03/29	150,000,000	2017/11/08
18401	SG Issuer	PICC P&C European Warrants May 2018 A	1.120	19.50 per unit	2018/05/31	9,000,000	2017/11/08
18399	SG Issuer	PICC European Warrants Mar 2018 A	0.225	4.49 per unit	2018/03/29	46,000,000	2017/11/08
18402	SG Issuer	Ping An European Warrants May 2018 C	0.250	86.8800	2018/05/31	80,000,000	2017/11/08
18429	UBS AG	China Life European Warrants Jul 2018 A	0.250	32.8800	2018/07/30	100,000,000	2017/11/08
18397	UBS AG	China Life European Put Warrants Feb 2018 B	0.152	25.9500	2018/02/26	70,000,000	2017/11/08
18435	UBS AG	HSI European Warrants Mar 2018 F	0.156	29,600 per 6,000 units	2018/03/28	200,000,000	2017/11/08
18436	UBS AG	HSI European Warrants Aug 2018 A	0.155	30,800 per 6,000 units	2018/08/30	200,000,000	2017/11/08
18392	UBS AG	HSI European Put Warrants Mar 2018 D	0.153	28,800 per 10,000 units	2018/03/28	200,000,000	2017/11/08
18394	UBS AG	HSI European Put Warrants Mar 2018 E	0.150	28,200 per 9,000 units	2018/03/28	200,000,000	2017/11/08
18432	UBS AG	PICC European Warrants May 2018 A	0.880	19.88 per unit	2018/05/07	20,000,000	2017/11/08
18431	UBS AG	PICC Group European Warrants May 2018 A	0.258	4.88 per unit	2018/05/07	40,000,000	2017/11/08
18430	UBS AG	Ping An European Warrants May 2018 A	0.265	83.3800	2018/05/07	100,000,000	2017/11/08
18420	UBS AG	Sands China European Warrants Mar 2018 B	0.154	42.5500	2018/03/27	70,000,000	2017/11/08
18424	UBS AG	Tencent Holdings European Warrants Feb 2018 J	0.345	468.2000	2018/02/26	30,000,000	2017/11/08
18396	UBS AG	Tencent Holdings European Warrants May 2018 A	0.153	418.20 per 100 units	2018/05/18	300,000,000	2017/11/08
18433	UBS AG	Tencent Holdings European Put Warrants Mar 2018 D	0.180	339.80 per 100 units	2018/03/19	200,000,000	2017/11/08
18390	Bank Vontobel	Ch Comm Cons European Warrants May 2018 A	0.746	10 per unit	2018/05/08	20,000,000	2017/11/08
18391	Bank Vontobel	China Life European Warrants Oct 2018 B	0.251	33.0000	2018/10/03	100,000,000	2017/11/08
18389	Bank Vontobel	CNOOC European Warrants May 2018 A	0.251	13.28 per unit	2018/05/07	40,000,000	2017/11/08
18387	Bank Vontobel	HSBC European Put Warrants Jun 2018 A	0.508	73.8000	2018/06/29	40,000,000	2017/11/08
18388	Bank Vontobel	Ping An European Warrants Jul 2018 B	0.339	80.0000	2018/07/30	50,000,000	2017/11/08
18462	BNP Paribas Issuance B.V.	CNOOC European Wts Aug 2018 A	0.250	14 per unit	2018/08/02	40,000,000	2017/11/09
18463	BNP Paribas Issuance B.V.	CPIC European Wts Aug 2018 A	0.250	48.0000	2018/08/02	40,000,000	2017/11/09
18467	BNP Paribas Issuance B.V.	Ch Unicom Euro Wt Jul 2018 A	0.380	15 per unit	2018/07/04	40,000,000	2017/11/09
18466	BNP Paribas Issuance B.V.	Galaxy Ent Euro Wts Jun 2018 A	0.250	67.0000	2018/06/04	40,000,000	2017/11/09
18478	Credit Suisse AG	Ping An European Warrants May 2018 B	0.250	87.6800	2018/05/31	100,000,000	2017/11/09
18477	Credit Suisse AG	SMIC European Warrants Jul 2018 A	0.250	15.6800	2018/07/31	80,000,000	2017/11/09
18481	Credit Suisse AG	Tencent Holdings European Wts Mar 2018 I	0.450	468.2000	2018/03/01	40,000,000	2017/11/09
18453	Goldman Sachs SP (Asia)	China Life Euro Wts Sep 2018 A	0.250	33.3800	2018/09/28	100,000,000	2017/11/09
18492	Goldman Sachs SP (Asia)	CNOOC European Warrants Feb 2018 B	0.150	12.90 per unit	2018/02/09	80,000,000	2017/11/09
18493	Goldman Sachs SP (Asia)	CNOOC European Warrants Mar 2018 D	0.192	12.35 per unit	2018/03/26	80,000,000	2017/11/09
18491	Goldman Sachs SP (Asia)	HKEX European Warrants Feb 2018 E	0.423	251.0800	2018/02/09	40,000,000	2017/11/09
18495	Goldman Sachs SP (Asia)	NCI European Warrants Feb 2018 A	0.250	53.9300	2018/02/12	40,000,000	2017/11/09
18494	Goldman Sachs SP (Asia)	Sands China Euro Wts Mar 2018 E	0.150	41.0500	2018/03/26	80,000,000	2017/11/09
18460	HK Bank	China Life European Warrants Jul 2018 A	0.250	30.5800	2018/07/31	80,000,000	2017/11/09

Newly listed derivative warrants (continued)

Code	Issuer	Name of issue	Issue prices (HK\$)	Strike level/ Subscription price (HK\$) per 10 units	Subscription/ exercise period	Unit issued on initial listing	Listing date
18461	HK Bank	CNOOC European Warrants May 2018 B	0.400	12.18 per unit	2018/05/08	30,000,000	2017/11/09
18459	HK Bank	China Unicom European Warrants Dec 2018 A	0.150	12.8600	2018/12/31	100,000,000	2017/11/09
18457	HK Bank	HSI European Warrants Aug 2018 A	0.150	30,938 per 6,000 units	2018/08/30	150,000,000	2017/11/09
18458	HK Bank	PICCC Group European Warrants Mar 2018 A	0.160	4.49 per unit	2018/03/26	80,000,000	2017/11/09
18507	Haitong Int'l Sec	China Life European Put Warrants Feb 18A	0.150	25.9680	2018/02/28	100,000,000	2017/11/09
18502	Haitong Int'l Sec	CNOOC European Warrants Jun 2018 B	0.350	13.48 per unit	2018/06/29	40,000,000	2017/11/09
18504	Haitong Int'l Sec	CSPC Pharma European Warrants Sep 2018 A	0.289	16.0000	2018/09/18	40,000,000	2017/11/09
18497	Haitong Int'l Sec	Geely Auto European Put Warrants May 18A	0.306	21.8800	2018/05/09	40,000,000	2017/11/09
18499	Haitong Int'l Sec	Geely Auto European Put Warrants Jun 18C	0.269	20.0000	2018/06/29	40,000,000	2017/11/09
18501	Haitong Int'l Sec	Baiyunshan Ph European Warrants May 18 A	0.396	32.1800	2018/05/09	30,000,000	2017/11/09
18505	Haitong Int'l Sec	Ping An European Put Warrants Feb 2018 B	0.168	62.2300	2018/02/28	100,000,000	2017/11/09
18503	Haitong Int'l Sec	SMIC European Warrants Sep 2018 A	0.280	13.8800	2018/09/18	60,000,000	2017/11/09
18500	Haitong Int'l Sec	Tencent European Put Warrants Mar 2018 I	0.164	339.80 per 100 units	2018/03/20	150,000,000	2017/11/09
18487	J P Morgan SP BV	Sinopec Corp European Warrants May 2018 B	0.152	6.80 per unit	2018/05/31	100,000,000	2017/11/09
18485	J P Morgan SP BV	HSBC European Warrants Mar 2018 C	0.150	82.0200	2018/03/29	100,000,000	2017/11/09
18490	J P Morgan SP BV	HSCEI European Put Warrants May 2018 A	0.154	11,400 per 4,000 units	2018/05/30	200,000,000	2017/11/09
18489	J P Morgan SP BV	HSI European Warrants Mar 2018 G	0.150	29,600 per 6,000 units	2018/03/28	200,000,000	2017/11/09
18488	J P Morgan SP BV	PetroChina European Warrants May 2018 A	0.252	5.95 per unit	2018/05/08	100,000,000	2017/11/09
18484	J P Morgan SP BV	Stanchart European Warrants Mar 2018 A	0.248	82.9200	2018/03/29	50,000,000	2017/11/09
18469	Macquarie Bank Ltd.	China East Air European Wts May 2018 B	0.459	5.38 per unit	2018/05/25	22,000,000	2017/11/09
18475	Macquarie Bank Ltd.	China Life European Wts Nov 2018 A	0.251	30.8800	2018/11/02	40,000,000	2017/11/09
18468	Macquarie Bank Ltd.	Ch Southern Air Euro Wts Jul 2018 A	0.719	8.18 per unit	2018/07/20	14,000,000	2017/11/09
18470	Macquarie Bank Ltd.	PetroChina European Wts Aug 2018 A	0.250	6.58 per unit	2018/08/02	40,000,000	2017/11/09
18476	SG Issuer	China Life European Warrants Sep 2018 B	0.250	34.0000	2018/09/28	150,000,000	2017/11/09
18454	SG Issuer	CNOOC European Warrants May 2018 B	0.500	12.88 per unit	2018/05/31	20,000,000	2017/11/09
18451	SG Issuer	CNOOC European Put Warrants Jun 2018 B	0.670	9.80 per unit	2018/06/29	15,000,000	2017/11/09
18455	SG Issuer	Petch European Warrants May 2018 B	0.250	6.20 per unit	2018/05/31	50,000,000	2017/11/09
18452	SG Issuer	PetroChina European Put Warrants Jun 2018 A	0.330	4.80 per unit	2018/06/29	40,000,000	2017/11/09
18482	UBS AG	PetroChina European Warrants May 2018 B	0.250	6.48 per unit	2018/05/14	40,000,000	2017/11/09
18483	UBS AG	Stanchart European Warrants Mar 2018 A	0.291	82.9300	2018/03/22	35,000,000	2017/11/09
12311 [#]	J P Morgan SP BV	Ping An European Warrants May 2018 A	0.700	69.6900	2018/05/30	100,000,000	2017/11/09
18558	BOCI Asia Ltd.	CHALCO European Warrants Mar 2018 A	0.439	7.51 per unit	2018/03/27	30,000,000	2017/11/10
18561	BOCI Asia Ltd.	CRRC European Warrants Jun 2018 A	0.332	9.19 per unit	2018/06/26	35,000,000	2017/11/10
18562	BOCI Asia Ltd.	Fosun Intl European Warrants Apr 2018 A	0.221	23.0200	2018/04/23	80,000,000	2017/11/10
18559	BOCI Asia Ltd.	SMIC European Warrants Jul 2018 A	0.267	15.8800	2018/07/31	50,000,000	2017/11/10
18553	BOCI Asia Ltd.	Tencent Holdings European Wts Mar 2018 G	0.495	468.2000	2018/03/05	30,000,000	2017/11/10
18552	BOCI Asia Ltd.	Tencent Holdings European Wts Aug 2018 B	0.223	444.20 per 100 units	2018/08/29	200,000,000	2017/11/10
18555	BOCI Asia Ltd.	Tencent Holdings European Put Wts Mar 2018H	0.176	339.80 per 100 units	2018/03/19	100,000,000	2017/11/10
18557	BOCI Asia Ltd.	Tencent Holdings European Put Wts Apr 2018E	0.249	349.80 per 100 units	2018/04/23	100,000,000	2017/11/10
18509	BNP Paribas Issuance B.V.	Tencent Euro Wts Jul 2018 E	0.250	430 per 100 units	2018/07/04	80,000,000	2017/11/10
18535	Credit Suisse AG	CPIC European Warrants Jun 2018 A	0.250	48.8000	2018/06/08	50,000,000	2017/11/10
18529	Credit Suisse AG	HSBC European Wts Mar 2018 C	0.150	82.0500	2018/03/27	100,000,000	2017/11/10
18532	Credit Suisse AG	ICBC European Warrants Apr 2018 B	0.180	7.19 per unit	2018/04/20	60,000,000	2017/11/10

Newly listed derivative warrants (continued)

Code	Issuer	Name of issue	Issue prices (HK\$)	Strike level/ Subscription price (HK\$) per 10 units	Subscription/ exercise period	Unit issued on initial listing	Listing date
18534	Credit Suisse AG	Tencent Holdings Euro Put Wts Mar 2018 J	0.160	339.80 per 100 units	2018/03/29	100,000,000	2017/11/10
18541	Goldman Sachs SP (Asia)	CITIC European Warrants May 2018 A	0.250	13.18 per unit	2018/05/31	40,000,000	2017/11/10
18543	Goldman Sachs SP (Asia)	CKA European Warrants Mar 2018 B	0.250	77.8200	2018/03/23	40,000,000	2017/11/10
18548	Goldman Sachs SP (Asia)	Ping An European Wts Feb 2018 H	0.161	78.0500	2018/02/26	100,000,000	2017/11/10
18550	Goldman Sachs SP (Asia)	Ping An European Wts Mar 2018 G	0.289	75.0500	2018/03/26	80,000,000	2017/11/10
18544	Goldman Sachs SP (Asia)	Stanchart European Wts Mar 2018 A	0.250	85.9300	2018/03/29	40,000,000	2017/11/10
18539	J P Morgan SP BV	Galaxy Ent European Put Wts May 2018 A	0.392	50.5000	2018/05/31	100,000,000	2017/11/10
18537	J P Morgan SP BV	Ping An European Warrants May 2018 D	0.252	87.8700	2018/05/31	100,000,000	2017/11/10
18536	J P Morgan SP BV	Tencent European Warrants Feb 2018 I	0.511	436.0600	2018/02/09	100,000,000	2017/11/10
18524	Macquarie Bank Ltd.	CNOOC European Warrants Jun 2018 B	0.418	13.14 per unit	2018/06/04	24,000,000	2017/11/10
18525	Macquarie Bank Ltd.	CPIC European Warrants Oct 2018 A	0.274	48.8800	2018/10/03	37,000,000	2017/11/10
18526	Macquarie Bank Ltd.	Ch State Con European Wts Jun 2019 A	0.250	12.8800	2019/06/04	40,000,000	2017/11/10
18527	Macquarie Bank Ltd.	MGM China European Warrants Mar 2019 A	0.316	23.8800	2019/03/04	32,200,000	2017/11/10
18508	Macquarie Bank Ltd.	Ping An European Warrants Mar 2018 D	0.250	79.4000	2018/03/02	40,000,000	2017/11/10
18515	SG Issuer	Country Garden European Warrants Dec 2018 B	0.250	15.0000	2018/12/31	60,000,000	2017/11/10
18516	SG Issuer	SMIC European Warrants May 2018 A	0.250	15.2800	2018/05/31	50,000,000	2017/11/10
18518	SG Issuer	Tencent European Warrants May 2018 E	0.205	418.20 per 100 units	2018/05/31	200,000,000	2017/11/10
18517	SG Issuer	Tencent European Put Warrants Apr 2018 K	0.230	350 per 100 units	2018/04/30	150,000,000	2017/11/10
18511	UBS AG	Tencent Holdings European Put Warrants May 2018 B	0.284	360 per 100 units	2018/05/09	200,000,000	2017/11/10
18512	UBS AG	ZTE European Put Warrants May 2018 B	0.360	23.4800	2018/05/09	30,000,000	2017/11/10
22638#	UBS AG	China Life European Warrants Mar 2018 A	0.106	30.0500	2018/03/27	100,000,000	2017/11/10
18620	BOCI Asia Ltd.	AAC Tech European Warrants Jun 2018 A	0.253	178 per 100 units	2018/06/25	100,000,000	2017/11/13
18622	BOCI Asia Ltd.	AAC Tech European Warrants Sep 2018 B	0.271	190 per 100 units	2018/09/24	100,000,000	2017/11/13
18623	BOCI Asia Ltd.	China Mobile European Warrants Apr 2018 A	0.308	81.9300	2018/04/23	200,000,000	2017/11/13
18624	BOCI Asia Ltd.	Sinopec Corp European Warrants Jun 2018 A	0.250	6.60 per unit	2018/06/11	60,000,000	2017/11/13
18627	BOCI Asia Ltd.	HKEX European Warrants May 2018 C	0.741	260.0000	2018/05/28	50,000,000	2017/11/13
18625	BOCI Asia Ltd.	New World Dev European Warrants May 2018 A	0.391	13.88 per unit	2018/05/30	40,000,000	2017/11/13
18618	BOCI Asia Ltd.	Tencent Holdings European Wts Apr 2018 F	1.143	496.0800	2018/04/25	30,000,000	2017/11/13
18619	BOCI Asia Ltd.	Tencent Holdings European Wts Jul 2018 A	0.250	478.88 per 100 units	2018/07/30	200,000,000	2017/11/13
18571	BNP Paribas Issuance B.V.	PetroCh Euro Wts Dec 2018 A	0.260	6.50 per unit	2018/12/04	40,000,000	2017/11/13
18570	BNP Paribas Issuance B.V.	PICC Group Euro Wts Aug 2018 A	0.250	5 per unit	2018/08/02	50,000,000	2017/11/13
18569	BNP Paribas Issuance B.V.	SMIC European Wts Feb 2019 A	0.250	18.8000	2019/02/04	80,000,000	2017/11/13
18591	Credit Suisse AG	Tencent Holdings European Wts May 2018 B	0.250	430.88 per 100 units	2018/05/14	150,000,000	2017/11/13
18602	Goldman Sachs SP (Asia)	AAC Tech Euro Wts May 2018 A	0.250	178 per 100 units	2018/05/30	50,000,000	2017/11/13
18606	Goldman Sachs SP (Asia)	PetroChina European Wts Apr 2018 A	0.338	5.78 per unit	2018/04/27	60,000,000	2017/11/13
18605	Goldman Sachs SP (Asia)	PetroChina European Wts May 2018 A	0.250	6.60 per unit	2018/05/14	60,000,000	2017/11/13
18603	Goldman Sachs SP (Asia)	Tencent European Wt Feb 2018 S	0.364	468.2000	2018/02/26	40,000,000	2017/11/13
18604	Goldman Sachs SP (Asia)	Tencent European Wt Aug 2018 A	0.204	444.20 per 100 units	2018/08/29	200,000,000	2017/11/13
18607	Goldman Sachs SP (Asia)	Tencent European Put Wt May 2018 B	0.270	368 per 100 units	2018/05/31	100,000,000	2017/11/13
18583	HK Bank	AAC Tech European Warrants Jun 2018 C	0.250	168.88 per 100 units	2018/06/29	100,000,000	2017/11/13
18582	HK Bank	Ping An European Warrants Mar 2018 C	0.300	75.0500	2018/03/28	40,000,000	2017/11/13
18584	HK Bank	Tencent European Warrants May 2018 B	0.250	433.88 per 100 units	2018/05/31	100,000,000	2017/11/13
18596	Haitong Int'l Sec	AAC Tech European Warrants May 2018 A	0.250	168 per 100 units	2018/05/18	80,000,000	2017/11/13

Newly listed derivative warrants (continued)

Code	Issuer	Name of issue	Issue prices (HK\$)	Strike level/ Subscription price (HK\$) per 10 units	Subscription/ exercise period	Unit issued on initial listing	Listing date
18600	Haitong Int'l Sec	AAC Tech European Warrants Aug 2018 A	0.250	188 per 100 units	2018/08/08	80,000,000	2017/11/13
18601	Haitong Int'l Sec	AAC Tech European Put Warrants Jun 2018A	0.250	138 per 100 units	2018/06/25	60,000,000	2017/11/13
18592	Haitong Int'l Sec	Tencent European Warrants Jul 2018 C	0.250	468 per 100 units	2018/07/04	100,000,000	2017/11/13
18594	Haitong Int'l Sec	Tencent European Put Warrants May 2018 B	0.300	358 per 100 units	2018/05/25	100,000,000	2017/11/13
18616	J P Morgan SP BV	AAC Tech European Warrants Jun 2018 A	0.251	179.79 per 100 units	2018/06/15	100,000,000	2017/11/13
18613	J P Morgan SP BV	CITIC Bank European Warrants Mar 2018 A	0.155	5.60 per unit	2018/03/29	100,000,000	2017/11/13
18612	J P Morgan SP BV	Ping An European Warrants May 2018 E	0.359	78.7800	2018/05/31	150,000,000	2017/11/13
18614	J P Morgan SP BV	Ping An European Warrants Aug 2018 A	0.593	73.7300	2018/08/31	150,000,000	2017/11/13
18609	J P Morgan SP BV	Tencent European Put Warrants Mar 2018 K	0.150	339.93 per 100 units	2018/03/23	200,000,000	2017/11/13
18608	J P Morgan SP BV	Tencent European Put Warrants Apr 2018 G	0.158	350 per 100 units	2018/04/30	200,000,000	2017/11/13
18587	Macquarie Bank Ltd.	AAC Tech European Wts Jan 2019 B	0.250	210.88 per 100 units	2019/01/03	40,000,000	2017/11/13
18586	Macquarie Bank Ltd.	IGG European Warrants Jun 2018 A	0.304	11.8800	2018/06/15	33,000,000	2017/11/13
18588	Macquarie Bank Ltd.	SMIC European Warrants Jan 2019 A	0.289	20.8800	2019/01/16	35,000,000	2017/11/13
18574	SG Issuer	Ping An European Warrants Apr 2018 E	0.180	84.0300	2018/04/30	80,000,000	2017/11/13
18579	SG Issuer	Tencent European Warrants Mar 2018 N	0.720	476.0800	2018/03/29	20,000,000	2017/11/13
18590	UBS AG	AAC Tech European Warrants Jul 2018 B	0.250	188.88 per 100 units	2018/07/16	100,000,000	2017/11/13
18581	UBS AG	AAC Tech European Put Warrants Jun 2018 A	0.254	130.88 per 100 units	2018/06/29	100,000,000	2017/11/13
18580	UBS AG	Cathay Pacific European Warrants Apr 2018 A	0.425	15.70 per unit	2018/04/18	25,000,000	2017/11/13
18567	Bank Vontobel	HSBC European Warrants Jul 2018 A	0.252	82.8000	2018/07/09	40,000,000	2017/11/13
18573	Bank Vontobel	Lenovo European Warrants May 2018 A	0.262	5.08 per unit	2018/05/07	40,000,000	2017/11/13
18565	Bank Vontobel	PetroChina European Warrants May 2018 A	0.252	5.99 per unit	2018/05/28	60,000,000	2017/11/13
18568	Bank Vontobel	Tencent European Warrants Aug 2018 A	0.201	444.20 per 100 units	2018/08/29	100,000,000	2017/11/13
17038 [#]	Credit Suisse AG	Tencent Holdings European Wts Apr 2018 A	0.265	409.28 per 100 units	2018/04/30	100,000,000	2017/11/13
18636	BNP Paribas Issuance B.V.	AAC Tech Euro Wts Jul 2018 C	0.250	168 per 100 units	2018/07/04	120,000,000	2017/11/14
18635	BNP Paribas Issuance B.V.	AAC Tech Euro Wts Oct 2018 B	0.250	188 per 100 units	2018/10/03	120,000,000	2017/11/14
18634	BNP Paribas Issuance B.V.	HSI European Wts Jun 2018 D	0.250	30,000 per 6,000 units	2018/06/28	80,000,000	2017/11/14
18628	BNP Paribas Issuance B.V.	Tencent Euro Wts Aug 2018 F	0.250	450 per 100 units	2018/08/02	80,000,000	2017/11/14
18630	BNP Paribas Issuance B.V.	Tencent Euro Wts Nov 2018 B	0.250	480 per 100 units	2018/11/02	80,000,000	2017/11/14
18631	BNP Paribas Issuance B.V.	Tencent Euro Wts Jan 2019 E	0.250	500 per 100 units	2019/01/03	80,000,000	2017/11/14
18698	Credit Suisse AG	AAC Tech European Warrants Jun 2018 A	0.250	190.18 per 100 units	2018/06/29	100,000,000	2017/11/14
18688	Credit Suisse AG	BYD Electronic European Warrants May 18 A	0.350	26.0800	2018/05/31	50,000,000	2017/11/14
18691	Credit Suisse AG	CKH Holdings European Warrants Apr 2018 A	0.150	115.1000	2018/04/03	70,000,000	2017/11/14
18689	Credit Suisse AG	China Mobile European Warrants Feb 2018 C	0.150	85.9300	2018/02/28	70,000,000	2017/11/14
18697	Credit Suisse AG	China Taiping European Warrants Jul 2018A	0.250	33.3800	2018/07/30	40,000,000	2017/11/14
18692	Credit Suisse AG	ZhengTongAuto European Warrants Jul 2018A	0.250	10.2800	2018/07/31	50,000,000	2017/11/14
18690	Credit Suisse AG	PICC European Warrants May 2018 A	0.750	20.8800	2018/05/14	25,000,000	2017/11/14
18683	Credit Suisse AG	Ping An European Put Warrants May 2018 C	0.400	67.6800	2018/05/31	70,000,000	2017/11/14
18693	Credit Suisse AG	SMIC European Warrants Jun 2018 A	0.250	17.0800	2018/06/19	100,000,000	2017/11/14
18696	Credit Suisse AG	Tencent Holdings European Wts Apr 2018 C	0.330	389.08 per 100 units	2018/04/03	150,000,000	2017/11/14
18695	Credit Suisse AG	Tencent Holdings European Wts May 2018 C	0.250	453.88 per 100 units	2018/05/14	150,000,000	2017/11/14
18685	Credit Suisse AG	Tencent Holdings Euro Put Wts Apr 2018 B	0.150	345.80 per 100 units	2018/04/23	100,000,000	2017/11/14
18699	Goldman Sachs SP (Asia)	CKH European Wts May 2018 A	0.250	105.0000	2018/05/31	40,000,000	2017/11/14
18704	Goldman Sachs SP (Asia)	China Unicom Euro Wts Mar 2018 B	0.250	14.90 per unit	2018/03/21	40,000,000	2017/11/14

Newly listed derivative warrants (continued)

Code	Issuer	Name of issue	Issue prices (HK\$)	Strike level/ Subscription price (HK\$) per 10 units	Subscription/ exercise period	Unit issued on initial listing	Listing date
18700	Goldman Sachs SP (Asia)	Tencent European Wt May 2018 C	0.250	458 per 100 units	2018/05/31	150,000,000	2017/11/14
18701	Goldman Sachs SP (Asia)	Tencent European Wt May 2018 D	0.250	438 per 100 units	2018/05/14	150,000,000	2017/11/14
18703	Goldman Sachs SP (Asia)	Tencent European Wt Jun 2018 D	0.326	404.20 per 100 units	2018/06/22	150,000,000	2017/11/14
18646	HK Bank	HKEX European Put Warrants May 2018 C	0.200	227.80 per 100 units	2018/05/24	100,000,000	2017/11/14
18648	HK Bank	HSCEI European Put Warrants May 2018 A	0.150	11,368 per 4,000 units	2018/05/30	150,000,000	2017/11/14
18647	HK Bank	HSI European Put Warrants Apr 2018 F	0.160	29,068 per 8,000 units	2018/04/27	150,000,000	2017/11/14
18653	HK Bank	Tencent European Warrants Feb 2018 E	0.900	456.0800	2018/02/28	25,000,000	2017/11/14
18666	Haitong Int'l Sec	Tencent European Warrants Jun 2018 E	0.250	488 per 100 units	2018/06/11	100,000,000	2017/11/14
18678	J P Morgan SP BV	AAC Tech European Put Warrants May 2018 B	0.259	142.42 per 100 units	2018/05/31	60,000,000	2017/11/14
18679	J P Morgan SP BV	HSI European Put Warrants May 2018 B	0.155	27,200 per 8,000 units	2018/05/30	300,000,000	2017/11/14
18681	J P Morgan SP BV	HSI European Put Warrants May 2018 C	0.254	29,200 per 9,000 units	2018/05/30	300,000,000	2017/11/14
18677	J P Morgan SP BV	PetroChina European Warrants Jun 2018 B	0.260	6.36 per unit	2018/06/01	100,000,000	2017/11/14
18674	J P Morgan SP BV	Tencent European Warrants Feb 2018 J	0.540	468.0800	2018/02/28	100,000,000	2017/11/14
18672	J P Morgan SP BV	Tencent European Warrants May 2018 C	0.256	466.66 per 100 units	2018/05/31	250,000,000	2017/11/14
18675	J P Morgan SP BV	Tencent European Warrants May 2018 D	0.256	439.39 per 100 units	2018/05/14	250,000,000	2017/11/14
18676	J P Morgan SP BV	Tencent European Put Warrants May 2018 E	0.260	365.65 per 100 units	2018/05/31	250,000,000	2017/11/14
18669	Macquarie Bank Ltd.	GCL-Poly Energy European Wts Jul 2019B	0.295	2.08 per unit	2019/07/03	34,000,000	2017/11/14
18667	Macquarie Bank Ltd.	Huadian Fuxin European Warrants Nov18A	0.334	2.58 per unit	2018/11/16	30,000,000	2017/11/14
18671	Macquarie Bank Ltd.	PICC Group European Wts Jul 2018 B	0.250	5.48 per unit	2018/07/04	40,000,000	2017/11/14
18668	Macquarie Bank Ltd.	Sino Biopharm European Wts Dec 2020 A	0.400	13.8800	2020/12/16	25,000,000	2017/11/14
18641	SG Issuer	AAC Tech European Warrants May 2018 A	0.250	180.88 per 100 units	2018/05/31	70,000,000	2017/11/14
18664	SG Issuer	China Life European Warrants May 2018 D	0.250	30.2800	2018/05/31	150,000,000	2017/11/14
18637	SG Issuer	HKEX European Put Warrants Feb 2018 F	0.150	226.08 per 100 units	2018/02/28	150,000,000	2017/11/14
18639	SG Issuer	Kingsoft European Warrants Apr 2018 B	0.150	26.3100	2018/04/30	70,000,000	2017/11/14
18640	SG Issuer	Ping An European Put Warrants May 2018 D	0.335	65.0000	2018/05/31	60,000,000	2017/11/14
18642	SG Issuer	Tencent European Warrants May 2018 F	0.250	460.88 per 100 units	2018/05/31	200,000,000	2017/11/14
18654	UBS AG	Sinopec Corp European Warrants May 2018 A	0.253	7.08 per unit	2018/05/31	50,000,000	2017/11/14
18660	UBS AG	Galaxy Ent European Warrants May 2018 A	0.254	66.8800	2018/05/14	70,000,000	2017/11/14
18655	UBS AG	Ping An European Warrants Mar 2018 B	0.447	76.3800	2018/03/26	100,000,000	2017/11/14
18658	UBS AG	Ping An European Warrants May 2018 B	0.253	88.8800	2018/05/14	100,000,000	2017/11/14
18661	UBS AG	Tencent Holdings European Warrants May 2018 C	0.262	433.88 per 100 units	2018/05/14	300,000,000	2017/11/14
18643	Bank Vontobel	China Unicom European Warrants Aug 2018 A	0.500	14.90 per unit	2018/08/06	20,000,000	2017/11/14
18662	Bank Vontobel	Tencent European Warrants Jun 2018 B	0.257	468 per 100 units	2018/06/04	100,000,000	2017/11/14
18644	Bank Vontobel	Tencent European Put Warrants May 2018 D	0.267	380 per 100 units	2018/05/14	100,000,000	2017/11/14
18770	BOCI Asia Ltd.	China Life European Warrants Mar 2018 B	0.150	30.0500	2018/03/29	200,000,000	2017/11/15
18711	BOCI Asia Ltd.	CNOOC European Warrants Apr 2018 A	0.282	13.30 per unit	2018/04/30	100,000,000	2017/11/15
18709	BOCI Asia Ltd.	Ping An European Warrants Mar 2018 D	0.387	75.0500	2018/03/29	100,000,000	2017/11/15
18769	BOCI Asia Ltd.	Ping An European Warrants May 2018 C	0.297	86.9300	2018/05/31	100,000,000	2017/11/15
18710	BOCI Asia Ltd.	Ping An European Put Warrants Jul 2018 A	0.158	52.3300	2018/07/30	100,000,000	2017/11/15
18765	BOCI Asia Ltd.	Tencent Holdings European Wts Mar 2018 I	1.029	516.0800	2018/03/29	30,000,000	2017/11/15
18764	BOCI Asia Ltd.	Tencent Holdings European Wts May 2018 B	0.261	458 per 100 units	2018/05/14	200,000,000	2017/11/15
18712	BOCI Asia Ltd.	Tencent Holdings European Wts Jun 2018 E	0.250	488.88 per 100 units	2018/06/25	200,000,000	2017/11/15
18778	BOCI Asia Ltd.	Tencent Holdings European Wts Jun 2018 G	0.253	498 per 100 units	2018/06/29	200,000,000	2017/11/15

Newly listed derivative warrants (continued)

Code	Issuer	Name of issue	Issue prices (HK\$)	Strike level/ Subscription price (HK\$) per 10 units	Subscription/ exercise period	Unit issued on initial listing	Listing date
18768	BOCI Asia Ltd.	Tencent Holdings European Put Wts Jun 2018F	0.316	359.80 per 100 units	2018/06/11	200,000,000	2017/11/15
18713	BNP Paribas Issuance B.V.	AAC Tech Euro Wts Oct 2018 C	0.260	200 per 100 units	2018/10/03	100,000,000	2017/11/15
18738	BNP Paribas Issuance B.V.	CITIC Bank Euro Wts Oct 2018 A	0.250	5.80 per unit	2018/10/03	40,000,000	2017/11/15
18715	BNP Paribas Issuance B.V.	NCI European Wts Aug 2018 A	0.260	63.0000	2018/08/02	40,000,000	2017/11/15
18740	BNP Paribas Issuance B.V.	SHK Ppt Euro Warrants Jul 2018 A	0.370	150.0000	2018/07/04	40,000,000	2017/11/15
18739	BNP Paribas Issuance B.V.	Stanchart Euro Wts Jul 2018 A	0.580	80.0000	2018/07/04	40,000,000	2017/11/15
18714	BNP Paribas Issuance B.V.	Sunny Optical Eu Wt Nov 2018 A	0.250	165 per 100 units	2018/11/02	100,000,000	2017/11/15
18758	Credit Suisse AG	Kingsoft European Warrants Apr 2018 A	0.150	26.3100	2018/04/26	70,000,000	2017/11/15
18755	Credit Suisse AG	PICC Group European Warrants May 2018 A	0.250	4.98 per unit	2018/05/14	40,000,000	2017/11/15
18756	Credit Suisse AG	Tencent Holdings European Wts May 2018 D	0.250	469.88 per 100 units	2018/05/14	150,000,000	2017/11/15
18757	Credit Suisse AG	Tencent Holdings European Wts May 2018 E	0.250	444.38 per 100 units	2018/05/14	150,000,000	2017/11/15
18760	Credit Suisse AG	Tencent Holdings European Wts May 2018 F	0.250	486.08 per 100 units	2018/05/31	150,000,000	2017/11/15
18774	Goldman Sachs SP (Asia)	Sinopec Corp Euro Wts Feb 2018 C	0.242	5.89 per unit	2018/02/26	50,000,000	2017/11/15
18777	Goldman Sachs SP (Asia)	Sinopec Corp Euro Wts Mar 2018 B	0.200	6.51 per unit	2018/03/27	50,000,000	2017/11/15
18708	Goldman Sachs SP (Asia)	HKEX European Warrants May 2018 E	0.150	261.08 per 100 units	2018/05/24	150,000,000	2017/11/15
18771	Goldman Sachs SP (Asia)	HSI European Put Wts Apr 2018 C	0.150	28,258 per 8,000 units	2018/04/27	150,000,000	2017/11/15
18776	Goldman Sachs SP (Asia)	Ping An European Wts Apr 2018 C	0.317	75.8000	2018/04/24	100,000,000	2017/11/15
18773	Goldman Sachs SP (Asia)	Ping An European Wts May 2018 C	0.434	73.9800	2018/05/31	100,000,000	2017/11/15
18746	HK Bank	AAC Tech European Warrants May 2018 A	0.250	188 per 100 units	2018/05/31	100,000,000	2017/11/15
18742	HK Bank	A50 China European Warrants Apr 2018 A	0.260	16.28 per unit	2018/04/30	40,000,000	2017/11/15
18741	HK Bank	Ping An European Warrants Apr 2018 B	0.180	84.9300	2018/04/30	80,000,000	2017/11/15
18744	HK Bank	Sunny Optical European Warrants Jun 2018 C	0.150	158.98 per 100 units	2018/06/04	100,000,000	2017/11/15
18743	HK Bank	Tencent European Warrants May 2018 C	0.250	463.88 per 100 units	2018/05/31	100,000,000	2017/11/15
18754	J P Morgan SP BV	China Life European Warrants Jul 2018 A	0.169	32.8800	2018/07/27	150,000,000	2017/11/15
18737	Macquarie Bank Ltd.	Ping An European Warrants May 2018 E	0.423	81.8500	2018/05/03	24,000,000	2017/11/15
18732	Macquarie Bank Ltd.	SUNAC European Warrants Oct 2018 B	0.951	47.8800	2018/10/03	11,000,000	2017/11/15
18733	Macquarie Bank Ltd.	Tencent European Warrants Jun 2018 B	1.001	560.8800	2018/06/04	10,000,000	2017/11/15
18734	Macquarie Bank Ltd.	Tencent European Warrants Jun 2018 C	2.247	480.8800	2018/06/04	7,000,000	2017/11/15
18735	Macquarie Bank Ltd.	Tencent European Put Wts Jun 2018 D	0.405	380.88 per 100 units	2018/06/04	40,000,000	2017/11/15
18736	Macquarie Bank Ltd.	Tencent European Put Wts Jun 2018 E	2.300	340.8800	2018/06/04	10,000,000	2017/11/15
18718	SG Issuer	CHALCO European Warrants Jun 2018 A	0.840	7 per unit	2018/06/29	12,000,000	2017/11/15
18719	SG Issuer	CCoal European Warrants Jul 2018 A	0.335	4 per unit	2018/07/31	30,000,000	2017/11/15
18720	SG Issuer	CGS European Warrants May 2018 A	0.670	7.38 per unit	2018/05/31	15,000,000	2017/11/15
18721	SG Issuer	China Life European Warrants Jul 2018 B	0.150	32.9300	2018/07/31	150,000,000	2017/11/15
18722	SG Issuer	CRCC European Warrants May 2018 A	0.770	10.50 per unit	2018/05/31	14,000,000	2017/11/15
18724	SG Issuer	HKEX European Warrants Jun 2018 D	0.150	260.58 per 100 units	2018/06/29	200,000,000	2017/11/15
18762	SG Issuer	Tencent European Warrants Feb 2018 I	0.550	500.0800	2018/02/28	20,000,000	2017/11/15
18716	SG Issuer	Tencent European Warrants May 2018 G	0.250	475 per 100 units	2018/05/31	200,000,000	2017/11/15
18728	SG Issuer	Tencent European Warrants Jun 2018 B	0.250	496 per 100 units	2018/06/29	200,000,000	2017/11/15
18763	SG Issuer	Tencent European Warrants Jun 2018 C	0.250	450 per 100 units	2018/06/29	200,000,000	2017/11/15
18717	SG Issuer	Tencent European Warrants Jul 2018 D	0.250	510 per 100 units	2018/07/31	200,000,000	2017/11/15
18731	SG Issuer	Yanzhou Coal Eu Wt May 2018 A	0.670	9.50 per unit	2018/05/31	15,000,000	2017/11/15
18750	UBS AG	CNOOC European Warrants Apr 2018 A	0.296	13.30 per unit	2018/04/27	40,000,000	2017/11/15

Newly listed derivative warrants (continued)

Code	Issuer	Name of issue	Issue prices (HK\$)	Strike level/ Subscription price (HK\$) per 10 units	Subscription/ exercise period	Unit issued on initial listing	Listing date
18751	UBS AG	HKEX European Warrants May 2018 B	0.151	250.70 per 100 units	2018/05/28	300,000,000	2017/11/15
18753	UBS AG	Sunny Optical European Warrants May 2018 A	0.150	158.98 per 100 units	2018/05/28	100,000,000	2017/11/15
18752	UBS AG	Sunny Optical European Put Warrants Apr 2018 C	0.159	115.78 per 100 units	2018/04/23	70,000,000	2017/11/15
18707	Bank Vontobel	CNBM European Warrants May 2018 A	0.701	7.68 per unit	2018/05/16	20,000,000	2017/11/15
18761	Bank Vontobel	Tencent European Warrants Jun 2018 C	0.252	488.80 per 100 units	2018/06/25	100,000,000	2017/11/15
17716#	J P Morgan SP BV	Ping An European Warrants May 2018 B	0.630	75.7500	2018/05/02	50,000,000	2017/11/15
18784	BNP Paribas Issuance B.V.	China Life Euro Wts Aug 2018 A	0.150	31.8800	2018/08/02	70,000,000	2017/11/16
18786	BNP Paribas Issuance B.V.	Geely Auto Euro Wts Apr 2018 B	0.280	29.3000	2018/04/04	60,000,000	2017/11/16
18781	BNP Paribas Issuance B.V.	HKEX European Wts Jun 2018 B	0.150	239 per 100 units	2018/06/04	80,000,000	2017/11/16
18780	BNP Paribas Issuance B.V.	HKEX European Wts Nov 2018 A	0.250	248 per 100 units	2018/11/02	80,000,000	2017/11/16
18782	BNP Paribas Issuance B.V.	HSBC European Wts Jul 2018 B	0.290	77.0000	2018/07/04	40,000,000	2017/11/16
18788	BNP Paribas Issuance B.V.	Ping An European Wt Apr 2018 D	0.300	76.3800	2018/04/04	40,000,000	2017/11/16
18779	BNP Paribas Issuance B.V.	ZTE European Wts Jun 2018 A	0.260	34.0000	2018/06/04	40,000,000	2017/11/16
18821	Credit Suisse AG	CGS European Warrants May 2018 A	0.480	7.88 per unit	2018/05/15	25,000,000	2017/11/16
18820	Credit Suisse AG	China Life European Warrants Jul 2018 A	0.150	32.9300	2018/07/23	100,000,000	2017/11/16
18824	Credit Suisse AG	ChiUnicom European Warrants Mar 2018 A	0.350	14.90 per unit	2018/03/28	30,000,000	2017/11/16
18819	Credit Suisse AG	Ping An European Warrants May 2018 D	0.550	73.9300	2018/05/03	100,000,000	2017/11/16
18822	Credit Suisse AG	Ping An European Put Warrants Apr 2018 A	0.193	63.5800	2018/04/30	70,000,000	2017/11/16
18823	Credit Suisse AG	Tencent Holdings European Wts Feb 2018 N	0.800	500.0800	2018/02/28	40,000,000	2017/11/16
18825	Goldman Sachs SP (Asia)	HSBC European Warrants Apr 2018 A	0.200	81.0500	2018/04/26	80,000,000	2017/11/16
18827	Goldman Sachs SP (Asia)	NCI European Warrants Apr 2018 A	0.308	56.8500	2018/04/25	40,000,000	2017/11/16
18828	Goldman Sachs SP (Asia)	Ping An European Wts May 2018 D	0.174	86.9300	2018/05/24	100,000,000	2017/11/16
18817	Goldman Sachs SP (Asia)	Tencent European Wt May 2018 E	0.250	470 per 100 units	2018/05/16	150,000,000	2017/11/16
18818	Goldman Sachs SP (Asia)	Tencent European Wt May 2018 F	0.250	478 per 100 units	2018/05/29	150,000,000	2017/11/16
18811	J P Morgan SP BV	China Life European Warrants Sep 2018 A	0.154	34.0400	2018/09/20	150,000,000	2017/11/16
10491	J P Morgan SP BV	N225 Index Euro Wts Jun 2018 E	0.255	25,500 per 450 units	2018/06/08	100,000,000	2017/11/16
18812	J P Morgan SP BV	Ping An European Put Warrants May 2018 F	0.410	68.6800	2018/05/31	150,000,000	2017/11/16
18808	J P Morgan SP BV	Tencent European Warrants Dec 2019 A	0.251	700 per 100 units	2019/12/31	300,000,000	2017/11/16
18805	Macquarie Bank Ltd.	BBMG European Warrants Oct 2018 A	0.770	4.58 per unit	2018/10/16	13,000,000	2017/11/16
18804	Macquarie Bank Ltd.	CITIC Bank European Wts Nov 2018 A	0.320	5.88 per unit	2018/11/02	32,000,000	2017/11/16
18800	Macquarie Bank Ltd.	Sinopec Corp European Wts Aug 2018 A	0.250	7.08 per unit	2018/08/02	40,000,000	2017/11/16
18802	Macquarie Bank Ltd.	Sinopec Corp Euro Put Wts Sep 2018 A	0.423	5.28 per unit	2018/09/04	25,000,000	2017/11/16
18795	Macquarie Bank Ltd.	CSOP A50 ETF European Wts Jun 2018 A	0.738	15.88 per unit	2018/06/04	14,000,000	2017/11/16
18798	Macquarie Bank Ltd.	HKEX European Warrants Jun 2018 B	1.774	252.8800	2018/06/04	6,000,000	2017/11/16
18799	Macquarie Bank Ltd.	HKEX European Warrants Jun 2018 C	0.962	288.8800	2018/06/04	10,500,000	2017/11/16
18806	Macquarie Bank Ltd.	PetroChina European Put Wts Jan 2019 A	0.527	4.98 per unit	2019/01/03	19,000,000	2017/11/16
18796	Macquarie Bank Ltd.	Ping An European Put Warrants Jun 18 D	0.443	66.6600	2018/06/04	23,000,000	2017/11/16
18801	Macquarie Bank Ltd.	Sands China European Wts Jun 2018 A	0.250	40.6800	2018/06/04	40,000,000	2017/11/16
18807	SG Issuer	AAC Tech European Warrants Jul 2018 C	0.250	208.88 per 100 units	2018/07/31	50,000,000	2017/11/16
18789	SG Issuer	HKEX European Warrants Mar 2018 C	0.470	288.8800	2018/03/29	22,000,000	2017/11/16
18790	SG Issuer	HKEX European Warrants May 2018 A	0.150	250.70 per 100 units	2018/05/31	200,000,000	2017/11/16
18791	SG Issuer	KECL European Warrants May 2018 A	0.670	8 per unit	2018/05/31	15,000,000	2017/11/16
18792	SG Issuer	SMIC European Warrants Sep 2018 A	0.250	18.8800	2018/09/28	50,000,000	2017/11/16

Newly listed derivative warrants (continued)

Code	Issuer	Name of issue	Issue prices (HK\$)	Strike level/ Subscription price (HK\$) per 10 units	Subscription/ exercise period	Unit issued on initial listing	Listing date
18793	SG Issuer	Tencent European Put Warrants May 2018 H	0.275	370 per 100 units	2018/05/31	150,000,000	2017/11/16
18814	UBS AG	China Taiping European Warrants May 2018 A	0.301	31.8800	2018/05/15	40,000,000	2017/11/16
18815	UBS AG	Tencent Holdings European Warrants Feb 2018 K	0.802	500.0800	2018/02/23	30,000,000	2017/11/16
18850	BNP Paribas Issuance B.V.	Ping An European Wt May 2018 B	0.310	84.9000	2018/05/03	60,000,000	2017/11/17
18849	BNP Paribas Issuance B.V.	Ping An European Wt Jun 2018 D	0.290	88.0000	2018/06/04	60,000,000	2017/11/17
18894	Credit Suisse AG	AAC Tech European Warrants Jul 2018 A	0.250	220.88 per 100 units	2018/07/30	100,000,000	2017/11/17
18889	Credit Suisse AG	BBMG European Warrants May 2018 A	0.530	4.33 per unit	2018/05/16	20,000,000	2017/11/17
18898	Credit Suisse AG	BJ Ent Water European Warrants May 2018 A	0.710	7.78 per unit	2018/05/31	20,000,000	2017/11/17
18895	Credit Suisse AG	Country Garden European Warrants Aug 18 A	0.250	13.7800	2018/08/15	100,000,000	2017/11/17
18901	Credit Suisse AG	CSOP A50 ETF European Warrants Mar 2018 B	0.220	17.20 per unit	2018/03/28	50,000,000	2017/11/17
18902	Credit Suisse AG	GCL-Poly Energy European Wts Oct 2018 A	0.250	1.90 per unit	2018/10/31	60,000,000	2017/11/17
18897	Credit Suisse AG	HS H-SHARE European Warrants May 2018 A	0.250	136.8800	2018/05/31	70,000,000	2017/11/17
18896	Credit Suisse AG	Huaneng Power European Warrants May 2018A	0.250	6.98 per unit	2018/05/16	40,000,000	2017/11/17
18890	Credit Suisse AG	Sunny Optical European Warrants Jul 2018B	0.250	175.18 per 100 units	2018/07/30	100,000,000	2017/11/17
18909	Goldman Sachs SP (Asia)	Ch Comm Cons Euro Wts Apr 2018 B	0.455	10.02 per unit	2018/04/30	30,000,000	2017/11/17
18903	Goldman Sachs SP (Asia)	China Life Euro Wts Jul 2018 B	0.150	32.9300	2018/07/23	100,000,000	2017/11/17
18907	Goldman Sachs SP (Asia)	CRRC European Warrants Mar 2018 A	0.334	7.81 per unit	2018/03/26	30,000,000	2017/11/17
18904	Goldman Sachs SP (Asia)	HSBC European Warrants Apr 2018 B	0.150	82.9300	2018/04/25	80,000,000	2017/11/17
18908	Goldman Sachs SP (Asia)	Ping An European Wts May 2018 F	0.250	93.8800	2018/05/30	80,000,000	2017/11/17
18906	Goldman Sachs SP (Asia)	Ping An Euro Put Wts May 2018 E	0.289	70.0000	2018/05/18	60,000,000	2017/11/17
18844	HK Bank	China Shenhua European Warrants May 2018 A	0.150	21.7800	2018/05/02	80,000,000	2017/11/17
18852	HK Bank	HSI European Put Warrants Apr 2018 G	0.150	28,268 per 8,000 units	2018/04/27	150,000,000	2017/11/17
18851	HK Bank	Tencent European Warrants Jun 2018 C	0.250	488.88 per 100 units	2018/06/29	150,000,000	2017/11/17
18853	HK Bank	Tencent European Put Warrants May 2018 D	0.200	359.80 per 100 units	2018/05/02	150,000,000	2017/11/17
18843	Haitong Int'l Sec	China Life European Warrants Jul 2018 A	0.150	32.9280	2018/07/24	100,000,000	2017/11/17
18842	Haitong Int'l Sec	China Life European Warrants Oct 2018 B	0.250	31.0000	2018/10/30	100,000,000	2017/11/17
18837	Haitong Int'l Sec	PetroChina European Warrants Jun 2018 A	0.260	6.88 per unit	2018/06/29	40,000,000	2017/11/17
18840	Haitong Int'l Sec	Ping An European Warrants May 2018 A	0.273	88.8800	2018/05/18	100,000,000	2017/11/17
18838	Haitong Int'l Sec	SMIC European Warrants Jun 2018 A	0.250	15.8800	2018/06/29	80,000,000	2017/11/17
18839	Haitong Int'l Sec	SMIC European Warrants Aug 2018 A	0.251	17.1800	2018/08/28	80,000,000	2017/11/17
18835	Haitong Int'l Sec	Tencent European Warrants Jun 2018 F	0.250	450 per 100 units	2018/06/29	100,000,000	2017/11/17
18836	Haitong Int'l Sec	Tencent European Put Warrants May 2018 C	0.270	368 per 100 units	2018/05/18	80,000,000	2017/11/17
18877	J P Morgan SP BV	AAC Tech European Warrants Jun 2018 B	0.250	205.05 per 100 units	2018/06/29	80,000,000	2017/11/17
18872	J P Morgan SP BV	CC Bank European Wts Mar 2018 C	0.164	7.50 per unit	2018/03/28	100,000,000	2017/11/17
18884	J P Morgan SP BV	China Mob European Wts Apr 2018 A	0.203	84.8400	2018/04/06	150,000,000	2017/11/17
18886	J P Morgan SP BV	China Mob European Put Wts May 2018 A	0.253	76.7600	2018/05/16	150,000,000	2017/11/17
18880	J P Morgan SP BV	CPIC European Warrants Jun 2018 A	0.261	48.8400	2018/06/01	80,000,000	2017/11/17
18887	J P Morgan SP BV	CSDC European Warrants Jun 2018 B	0.250	2 per unit	2018/06/29	40,000,000	2017/11/17
18882	J P Morgan SP BV	China Taiping European Wts May 2018 A	0.252	34.3400	2018/05/31	80,000,000	2017/11/17
18878	J P Morgan SP BV	HKEX European Warrants Nov 2018 A	0.152	289.08 per 100 units	2018/11/30	200,000,000	2017/11/17
18883	J P Morgan SP BV	PICC European Warrants Dec 2018 A	0.251	19.9100	2018/12/31	80,000,000	2017/11/17
18881	J P Morgan SP BV	PICC Group European Warrants May 2018 A	0.260	5.15 per unit	2018/05/31	80,000,000	2017/11/17
18879	J P Morgan SP BV	Ping An European Warrants Jun 2018 A	0.252	93.9300	2018/06/29	150,000,000	2017/11/17

Newly listed derivative warrants (continued)

Code	Issuer	Name of issue	Issue prices (HK\$)	Strike level/ Subscription price (HK\$) per 10 units	Subscription/ exercise period	Unit issued on initial listing	Listing date
18888	J P Morgan SP BV	Ping An European Warrants Jun 2018 B	0.387	84.8400	2018/06/29	150,000,000	2017/11/17
18873	J P Morgan SP BV	Sunny Optical European Warrants Jun 2018B	0.251	164.64 per 100 units	2018/06/29	100,000,000	2017/11/17
18861	Macquarie Bank Ltd.	AAC Tech European Wts Jun 2018 A	1.122	278.8800	2018/06/04	9,000,000	2017/11/17
18857	Macquarie Bank Ltd.	Bank of EA European Wts Dec 2018 A	0.250	40.1800	2018/12/04	40,000,000	2017/11/17
18859	Macquarie Bank Ltd.	Geely Auto European Wts Jul 2018 B	0.488	28.8800	2018/07/04	21,000,000	2017/11/17
18854	Macquarie Bank Ltd.	Baiyunshan Ph European Warrants Dec18A	0.609	35.8800	2018/12/18	16,500,000	2017/11/17
18860	Macquarie Bank Ltd.	Link REIT European Warrants Mar 2019 A	0.338	88.8800	2019/03/04	30,000,000	2017/11/17
18855	Macquarie Bank Ltd.	Weigao Group European Wts Aug 2020 A	0.275	7.8800	2020/08/18	37,000,000	2017/11/17
18858	Macquarie Bank Ltd.	Sunny Optical European Put Wts Sep18 B	0.250	111.88 per 100 units	2018/09/04	40,000,000	2017/11/17
18845	SG Issuer	China Life European Put Warrants Jun 2018 B	0.250	26.5000	2018/06/29	100,000,000	2017/11/17
18846	SG Issuer	China Taiping European Warrants May 2018 A	0.250	33.8800	2018/05/31	40,000,000	2017/11/17
18863	SG Issuer	Ping An European Warrants May 2018 E	0.250	92.8800	2018/05/31	80,000,000	2017/11/17
18847	SG Issuer	SUNAC European Warrants May 2018 A	0.750	43.5000	2018/05/16	15,000,000	2017/11/17
18848	SG Issuer	SUNAC European Warrants Jun 2018 A	0.930	40.0000	2018/06/29	15,000,000	2017/11/17
18869	UBS AG	AAC Tech European Warrants Jun 2018 B	0.251	208 per 100 units	2018/06/25	100,000,000	2017/11/17
18865	UBS AG	ASM Pacific European Warrants Oct 2018 A	0.253	156.88 per 100 units	2018/10/29	50,000,000	2017/11/17
18870	UBS AG	Kingsoft European Warrants Mar 2018 A	0.150	26.5500	2018/03/26	100,000,000	2017/11/17
18831	Bank Vontobel	HSI European Warrants Aug 2018 A	0.153	30,950 per 6,000 units	2018/08/30	100,000,000	2017/11/17
18833	Bank Vontobel	HSI European Warrants Jan 2019 A	0.151	31,888 per 8,000 units	2019/01/30	100,000,000	2017/11/17
18829	Bank Vontobel	HSI European Put Warrants Jun 2018 C	0.254	29,388 per 8,000 units	2018/06/28	100,000,000	2017/11/17
18834	Bank Vontobel	Ping An European Warrants May 2018 A	0.259	88.8000	2018/05/29	50,000,000	2017/11/17
18372 [#]	Goldman Sachs SP (Asia)	Ping An European Wts Apr 2018 B	0.510	80.0500	2018/04/25	50,000,000	2017/11/17
18925	BNP Paribas Issuance B.V.	Country Garden Eu Wt Nov 2018 A	0.250	17.0000	2018/11/02	100,000,000	2017/11/20
18927	BNP Paribas Issuance B.V.	Country Garden Eu Wt Mar 2019 A	0.250	20.0000	2019/03/04	100,000,000	2017/11/20
18923	BNP Paribas Issuance B.V.	Galaxy Ent Euro Wts Nov 2018 A	0.320	70.0000	2018/11/02	50,000,000	2017/11/20
18924	BNP Paribas Issuance B.V.	Sunny Optical Eu Wt Jul 2018 D	0.260	168 per 100 units	2018/07/04	100,000,000	2017/11/20
18956	Credit Suisse AG	ASM Pacific European Warrants Sep 2018 A	0.250	163.88 per 100 units	2018/09/28	100,000,000	2017/11/20
18955	Credit Suisse AG	CICC European Warrants May 2018 A	0.250	20.9800	2018/05/30	50,000,000	2017/11/20
18953	Credit Suisse AG	HKEX European Warrants May 2018 D	0.150	261.08 per 100 units	2018/05/24	150,000,000	2017/11/20
18957	Credit Suisse AG	Ping An European Warrants May 2018 E	0.700	76.4800	2018/05/31	100,000,000	2017/11/20
18958	Credit Suisse AG	Ping An European Warrants May 2018 F	0.250	94.3800	2018/05/30	100,000,000	2017/11/20
18954	Credit Suisse AG	SUNAC European Warrants May 2018 A	0.920	38.9800	2018/05/21	15,000,000	2017/11/20
18981	Goldman Sachs SP (Asia)	AAC Tech Euro Wts May 2018 B	0.250	208.80 per 100 units	2018/05/30	80,000,000	2017/11/20
18978	Goldman Sachs SP (Asia)	BOCL European Warrants Jul 2018 A	0.150	4.29 per unit	2018/07/19	80,000,000	2017/11/20
18980	Goldman Sachs SP (Asia)	BOCL European Warrants Aug 2018 B	0.150	4.21 per unit	2018/08/28	80,000,000	2017/11/20
18982	Goldman Sachs SP (Asia)	A50 China European Wts Mar 2018 B	0.352	15.53 per unit	2018/03/23	80,000,000	2017/11/20
18986	Goldman Sachs SP (Asia)	HKEX European Warrants Feb 2018 F	0.339	278.2000	2018/02/23	30,000,000	2017/11/20
18987	Goldman Sachs SP (Asia)	HSI European Put Wts Apr 2018 D	0.150	29,058 per 8,000 units	2018/04/27	150,000,000	2017/11/20
18931	HK Bank	AAC Tech European Warrants May 2018 B	0.250	218 per 100 units	2018/05/31	80,000,000	2017/11/20
18933	HK Bank	AIA European Warrants Mar 2018 A	0.150	73.6300	2018/03/28	80,000,000	2017/11/20
18930	HK Bank	Ping An European Warrants May 2018 B	0.250	90.8800	2018/05/31	60,000,000	2017/11/20
18929	HK Bank	Ping An European Put Warrants May 2018 A	0.300	68.0000	2018/05/31	40,000,000	2017/11/20
18932	HK Bank	Sunny Optical European Put Warrants Jun 2018 D	0.250	128.88 per 100 units	2018/06/29	60,000,000	2017/11/20

Newly listed derivative warrants (continued)

Code	Issuer	Name of issue	Issue prices (HK\$)	Strike level/ Subscription price (HK\$) per 10 units	Subscription/ exercise period	Unit issued on initial listing	Listing date
18922	Haitong Int'l Sec	CGS European Warrants Mar 2018 A	0.350	8.01 per unit	2018/03/28	30,000,000	2017/11/20
18921	Haitong Int'l Sec	China Life European Warrants Sep 2018 B	0.212	34.0500	2018/09/20	150,000,000	2017/11/20
18912	Haitong Int'l Sec	China Taiping European Warrants May 18 A	0.250	32.8800	2018/05/21	40,000,000	2017/11/20
18928	Haitong Int'l Sec	Esprit European Warrants Jun 2020 A	0.250	5.5000	2020/06/30	150,000,000	2017/11/20
18911	Haitong Int'l Sec	PetroChina European Warrants May 2018 C	0.220	6.488 per unit	2018/05/08	50,000,000	2017/11/20
18918	Haitong Int'l Sec	PICC European Warrants Sep 2018 A	0.250	16.8800	2018/09/10	100,000,000	2017/11/20
18919	Haitong Int'l Sec	PICC European Warrants Jan 2019 A	0.250	18.8800	2019/01/31	100,000,000	2017/11/20
18914	Haitong Int'l Sec	Ping An European Warrants Feb 2018 C	0.366	79.2280	2018/02/22	100,000,000	2017/11/20
18915	Haitong Int'l Sec	Ping An European Warrants Apr 2018 A	0.353	84.0300	2018/04/30	100,000,000	2017/11/20
18916	Haitong Int'l Sec	Ping An European Put Warrants Apr 2018 B	0.154	63.5800	2018/04/24	100,000,000	2017/11/20
18917	Haitong Int'l Sec	Ping An European Put Warrants May 2018 B	0.315	68.0000	2018/05/21	100,000,000	2017/11/20
18913	Haitong Int'l Sec	Sands China European Warrants Jun 2018 A	0.166	43.4800	2018/06/26	100,000,000	2017/11/20
18962	J P Morgan SP BV	Galaxy Ent European Warrants May 2018 B	0.252	66.6600	2018/05/21	100,000,000	2017/11/20
18967	J P Morgan SP BV	Ping An European Warrants Jul 2018 A	0.679	76.7600	2018/07/31	150,000,000	2017/11/20
18965	J P Morgan SP BV	Ping An European Warrants Sep 2018 A	0.529	82.8200	2018/09/28	150,000,000	2017/11/20
18964	J P Morgan SP BV	Ping An European Warrants Nov 2018 A	0.441	88.8800	2018/11/30	150,000,000	2017/11/20
18963	J P Morgan SP BV	Ping An European Warrants Dec 2018 A	0.262	100.0000	2018/12/31	150,000,000	2017/11/20
18948	Macquarie Bank Ltd.	AIA European Warrants Jun 2018 A	0.251	76.8800	2018/06/04	40,000,000	2017/11/20
18952	Macquarie Bank Ltd.	Skyworth Digital European Wts Dec 18 A	0.557	6.28 per unit	2018/12/18	18,000,000	2017/11/20
18949	Macquarie Bank Ltd.	Sunny Optical European Wts Aug 2018 A	0.286	177.77 per 100 units	2018/08/02	35,000,000	2017/11/20
18950	Macquarie Bank Ltd.	Tencent European Warrants Jun 2018 F	2.846	440.8800	2018/06/04	8,000,000	2017/11/20
18951	Macquarie Bank Ltd.	Goldwind European Warrants Oct 2018 A	0.250	15.8800	2018/10/16	40,000,000	2017/11/20
18936	SG Issuer	AIA European Warrants Jun 2018 B	0.250	78.0000	2018/06/29	80,000,000	2017/11/20
18935	SG Issuer	AIA European Put Warrants May 2018 A	0.250	58.5000	2018/05/31	60,000,000	2017/11/20
18937	SG Issuer	CCB European Warrants May 2018 B	0.280	7.50 per unit	2018/05/31	60,000,000	2017/11/20
18938	SG Issuer	Ch Mob European Warrants Apr 2018 D	0.175	86.8500	2018/04/30	60,000,000	2017/11/20
18939	SG Issuer	CMob European Put Warrants Jun 2018 A	0.295	76.0000	2018/06/29	40,000,000	2017/11/20
18940	SG Issuer	CP&CC European Warrants May 2018 A	0.340	6 per unit	2018/05/31	40,000,000	2017/11/20
18941	SG Issuer	ChiUnicom European Warrants Jun 2018 A	0.910	13.60 per unit	2018/06/29	11,000,000	2017/11/20
18944	SG Issuer	ChiUnicom European Put Warrants Jun 2018 B	1.250	11.80 per unit	2018/06/29	8,000,000	2017/11/20
18945	SG Issuer	ICBC European Warrants May 2018 C	0.340	6.50 per unit	2018/05/31	60,000,000	2017/11/20
18946	SG Issuer	Ping An European Warrants Sep 2018 A	0.580	82.0000	2018/09/28	80,000,000	2017/11/20
18947	SG Issuer	Sunny Optical European Warrants Jun 2018 B	0.250	178 per 100 units	2018/06/29	50,000,000	2017/11/20
18959	UBS AG	AIA European Warrants Feb 2018 B	0.154	73.4300	2018/02/27	100,000,000	2017/11/20
18910	UBS AG	AIA European Put Warrants Apr 2018 A	0.192	57.2300	2018/04/13	100,000,000	2017/11/20
18960	UBS AG	CITIC Bank European Warrants Mar 2018 A	0.160	5.61 per unit	2018/03/26	70,000,000	2017/11/20
18961	UBS AG	Sunny Optical European Warrants Jun 2018 B	0.250	178.88 per 100 units	2018/06/11	100,000,000	2017/11/20
18971	Bank Vontobel	AIA European Warrants Mar 2018 A	0.155	71.8800	2018/03/01	70,000,000	2017/11/20
18977	Bank Vontobel	AIA European Warrants Jun 2018 A	0.251	76.0000	2018/06/04	60,000,000	2017/11/20
18972	Bank Vontobel	HKEX European Warrants Apr 2018 A	0.488	288.8000	2018/04/03	30,000,000	2017/11/20
18973	Bank Vontobel	HKEX European Warrants Jun 2018 D	0.168	260.80 per 100 units	2018/06/04	150,000,000	2017/11/20
18968	Bank Vontobel	Kingsoft European Warrants Aug 2018 A	0.258	26.8000	2018/08/27	50,000,000	2017/11/20
11495#	Credit Suisse AG	Ping An European Warrants Feb 2018 B	0.290	79.1800	2018/02/28	50,000,000	2017/11/20

Newly listed derivative warrants (continued)

Code	Issuer	Name of issue	Issue prices (HK\$)	Strike level/ Subscription price (HK\$) per 10 units	Subscription/ exercise period	Unit issued on initial listing	Listing date
18993	BNP Paribas Issuance B.V.	Ch Railway Euro Wts Jun 2018 A	0.320	6.60 per unit	2018/06/04	40,000,000	2017/11/21
18992	BNP Paribas Issuance B.V.	New World Dev Eu Wt Jun 2018 A	0.440	13 per unit	2018/06/04	40,000,000	2017/11/21
18995	BNP Paribas Issuance B.V.	PICC European Wts Jan 2019 A	0.250	17.8800	2019/01/03	80,000,000	2017/11/21
18994	BNP Paribas Issuance B.V.	Zijin Mining Eu Wts Oct 2018 A	0.320	3 per unit	2018/10/03	60,000,000	2017/11/21
19016	Credit Suisse AG	AIA European Warrants Feb 2018 C	0.180	71.9300	2018/02/28	70,000,000	2017/11/21
19015	Credit Suisse AG	AIA European Warrants Jun 2018 A	0.250	78.8800	2018/06/04	70,000,000	2017/11/21
19023	Credit Suisse AG	BAIC Motor European Warrants May 2018 A	0.870	11.38 per unit	2018/05/31	100,000,000	2017/11/21
19018	Credit Suisse AG	Ch Overseas European Warrants May 2018 A	0.170	26.8500	2018/05/31	70,000,000	2017/11/21
19017	Credit Suisse AG	China Shenhua European Wts Oct 2018 A	0.250	24.8800	2018/10/31	70,000,000	2017/11/21
19019	Credit Suisse AG	PetroChina European Warrants May 2018 A	0.150	6.49 per unit	2018/05/07	70,000,000	2017/11/21
19022	Credit Suisse AG	Ping An European Warrants Apr 2018 B	0.520	80.0500	2018/04/25	100,000,000	2017/11/21
19021	Credit Suisse AG	Ping An European Warrants May 2018 G	0.400	85.8800	2018/05/31	100,000,000	2017/11/21
19020	Credit Suisse AG	Yanzhou Coal European Warrants May 2018 A	0.750	9.08 per unit	2018/05/31	15,000,000	2017/11/21
19034	Goldman Sachs SP (Asia)	Geely Auto European Wts Apr 2018 D	0.171	35.9300	2018/04/24	80,000,000	2017/11/21
18996	Goldman Sachs SP (Asia)	HKEX European Warrants Apr 2018 B	0.150	255.20 per 100 units	2018/04/09	150,000,000	2017/11/21
19031	Goldman Sachs SP (Asia)	Ping An European Wts Apr 2018 D	0.337	81.8600	2018/04/24	100,000,000	2017/11/21
19024	Goldman Sachs SP (Asia)	Ping An European Wts May 2018 G	0.239	88.9300	2018/05/07	100,000,000	2017/11/21
19030	Goldman Sachs SP (Asia)	Ping An European Wts May 2018 H	0.480	78.8300	2018/05/24	100,000,000	2017/11/21
19029	Goldman Sachs SP (Asia)	Ping An European Wts Jun 2018 A	0.475	80.0500	2018/06/22	100,000,000	2017/11/21
18998	HK Bank	Meitu European Warrants May 2018 A	0.300	12.9800	2018/05/31	50,000,000	2017/11/21
18999	HK Bank	SMIC European Warrants Jun 2018 A	0.250	16.5800	2018/06/29	50,000,000	2017/11/21
19010	J P Morgan SP BV	AIA European Warrants May 2018 A	0.254	75.7500	2018/05/31	100,000,000	2017/11/21
19009	J P Morgan SP BV	AIA European Warrants Jun 2018 A	0.251	79.7900	2018/06/29	100,000,000	2017/11/21
19012	J P Morgan SP BV	AIA European Put Warrants Jun 2018 B	0.289	61.6100	2018/06/01	100,000,000	2017/11/21
19014	J P Morgan SP BV	GCL-Poly European Warrants Aug 2018 B	0.254	1.91 per unit	2018/08/03	60,000,000	2017/11/21
19013	J P Morgan SP BV	Tingyi European Warrants Dec 2018 A	0.251	16.1600	2018/12/31	60,000,000	2017/11/21
19007	Macquarie Bank Ltd.	AIA European Put Warrants Jun 2018 B	0.422	60.0000	2018/06/04	24,000,000	2017/11/21
19008	Macquarie Bank Ltd.	Minsheng Bank European Wts Jul 2018 A	0.417	8.78 per unit	2018/07/04	24,000,000	2017/11/21
19005	Macquarie Bank Ltd.	Ping An European Warrants Jul 2018 E	0.520	85.8500	2018/07/04	20,000,000	2017/11/21
19000	SG Issuer	AIA European Warrants Feb 2018 C	0.180	71.9300	2018/02/28	80,000,000	2017/11/21
19003	UBS AG	China Life European Warrants May 2018 A	0.153	30.3300	2018/05/24	100,000,000	2017/11/21
19002	UBS AG	Geely Auto European Warrants May 2018 A	0.279	36.8800	2018/05/21	40,000,000	2017/11/21
19004	UBS AG	Geely Auto European Warrants Jun 2018 A	0.418	32.1300	2018/06/25	40,000,000	2017/11/21
19001	UBS AG	Greatwall Motor European Warrants Oct 2018 B	0.150	10.7000	2018/10/10	70,000,000	2017/11/21
18990	Bank Vontobel	China Shenhua European Warrants Dec 2018 A	0.250	24.8000	2018/12/03	80,000,000	2017/11/21
18997	Bank Vontobel	Geely Auto European Warrants Jun 2018 B	0.254	38.8000	2018/06/01	40,000,000	2017/11/21
18989	Bank Vontobel	Ping An European Warrants Sep 2018 A	0.311	95.0000	2018/09/28	50,000,000	2017/11/21
18988	Bank Vontobel	Ping An European Warrants Dec 2018 A	0.304	100.8000	2018/12/07	50,000,000	2017/11/21
18695 [#]	Credit Suisse AG	Tencent Holdings European Wts May 2018 C	0.197	453.88 per 100 units	2018/05/14	100,000,000	2017/11/21
19063	Credit Suisse AG	CITIC Sec European Warrants Nov 2018 A	0.150	20.7000	2018/11/30	70,000,000	2017/11/22
19065	Credit Suisse AG	CKA European Warrants Jun 2018 A	0.250	73.2800	2018/06/29	40,000,000	2017/11/22
19064	Credit Suisse AG	China Railway European Warrants Mar 2018B	0.305	6.69 per unit	2018/03/28	35,000,000	2017/11/22
19073	Goldman Sachs SP (Asia)	China Mobile Euro Wts Apr 2018 C	0.150	86.8500	2018/04/23	100,000,000	2017/11/22

Newly listed derivative warrants (continued)

Code	Issuer	Name of issue	Issue prices (HK\$)	Strike level/ Subscription price (HK\$) per 10 units	Subscription/ exercise period	Unit issued on initial listing	Listing date
19076	Goldman Sachs SP (Asia)	CNOOC European Warrants Apr 2018 A	0.168	13.30 per unit	2018/04/27	60,000,000	2017/11/22
19077	Goldman Sachs SP (Asia)	Ch Overseas European Wts May 2018B	0.150	26.8500	2018/05/28	80,000,000	2017/11/22
19075	Goldman Sachs SP (Asia)	Tencent European Wt Mar 2018 M	0.261	391.28 per 100 units	2018/03/22	150,000,000	2017/11/22
19074	Goldman Sachs SP (Asia)	Tencent European Wt Jun 2018 E	0.150	489.08 per 100 units	2018/06/15	150,000,000	2017/11/22
19051	HK Bank	Ch Comm Cons European Warrants Sep 2019 A	0.150	10.4800	2019/09/30	100,000,000	2017/11/22
19050	HK Bank	China Tel European Warrants Jun 2018 A	0.250	4.18 per unit	2018/06/29	40,000,000	2017/11/22
19052	HK Bank	Ping An European Warrants May 2018 C	0.450	80.8800	2018/05/31	80,000,000	2017/11/22
19044	Haitong Int'l Sec	China Gas Hold European Warrants Apr 18B	0.266	25.5680	2018/04/25	70,000,000	2017/11/22
19049	Haitong Int'l Sec	Ch Molybdenum European Warrants Mar 18 B	0.260	6.388 per unit	2018/03/28	40,000,000	2017/11/22
19039	Haitong Int'l Sec	Geely Auto European Warrants Mar 2018 C	0.379	29.3380	2018/03/29	100,000,000	2017/11/22
19042	Haitong Int'l Sec	Geely Auto European Put Warrants Apr 18F	0.203	23.0300	2018/04/24	50,000,000	2017/11/22
19048	Haitong Int'l Sec	HKEX European Warrants May 2018 C	0.150	261.08 per 100 units	2018/05/25	100,000,000	2017/11/22
19036	Haitong Int'l Sec	Ping An European Warrants Jun 2018 C	0.250	95.8000	2018/06/04	80,000,000	2017/11/22
19070	J P Morgan SP BV	China Life European Warrants May 2018 A	0.151	30.3300	2018/05/31	100,000,000	2017/11/22
19066	J P Morgan SP BV	Ping An European Warrants Mar 2018 D	0.501	75.0500	2018/03/29	150,000,000	2017/11/22
19071	J P Morgan SP BV	Sh Electric European Warrants May 2018 A	0.279	3.83 per unit	2018/05/31	40,000,000	2017/11/22
19067	J P Morgan SP BV	Tencent European Warrants May 2018 F	0.151	470.07 per 100 units	2018/05/07	300,000,000	2017/11/22
19069	J P Morgan SP BV	Tencent European Warrants Jun 2018 F	0.155	489.08 per 100 units	2018/06/15	300,000,000	2017/11/22
19061	Macquarie Bank Ltd.	CKH European Warrants Jun 2018 A	0.386	108.8800	2018/06/04	26,000,000	2017/11/22
19062	Macquarie Bank Ltd.	CKH European Put Warrants Jul 2018 A	0.500	87.8800	2018/07/04	20,000,000	2017/11/22
19058	Macquarie Bank Ltd.	Greatwall Motor European Wts Oct 2018A	1.429	10.38 per unit	2018/10/03	7,080,000	2017/11/22
19060	Macquarie Bank Ltd.	HKEX European Warrants Jun 2018 D	0.627	308.8800	2018/06/04	16,200,000	2017/11/22
19059	Macquarie Bank Ltd.	Nine Dragons European Wts Aug 2018 A	0.251	15.1800	2018/08/20	40,000,000	2017/11/22
19057	Macquarie Bank Ltd.	Sh Electric European Wts Jul 2018 A	0.445	3.88 per unit	2018/07/16	23,000,000	2017/11/22
19055	SG Issuer	CITIC Sec European Warrants Nov 2018 A	0.250	17.6000	2018/11/30	60,000,000	2017/11/22
19056	SG Issuer	CKH European Warrants Jun 2018 A	0.500	102.0000	2018/06/29	20,000,000	2017/11/22
19053	SG Issuer	China Overseas European Warrants Jul 2018 A	0.250	25.8800	2018/07/31	40,000,000	2017/11/22
19054	SG Issuer	Shenhua European Warrants Jul 2018 A	0.250	20.8800	2018/07/31	60,000,000	2017/11/22
19035	SG Issuer	HSI European Warrants Aug 2018 A	0.150	30,800 per 6,000 units	2018/08/30	150,000,000	2017/11/22
19105	BOCI Asia Ltd.	AIA European Warrants Jun 2018 A	0.250	75.0000	2018/06/04	100,000,000	2017/11/23
19106	BOCI Asia Ltd.	BOCL European Warrants Apr 2018 A	0.150	4.11 per unit	2018/04/30	100,000,000	2017/11/23
19123	BOCI Asia Ltd.	China Life European Warrants Jul 2018 A	0.158	32.9300	2018/07/23	200,000,000	2017/11/23
19103	BOCI Asia Ltd.	Galaxy Ent European Warrants May 2018 B	0.253	66.8500	2018/05/28	100,000,000	2017/11/23
19104	BOCI Asia Ltd.	HSBC European Warrants Jun 2018 A	0.251	82.0000	2018/06/19	200,000,000	2017/11/23
19121	BOCI Asia Ltd.	Ping An European Warrants May 2018 D	0.256	95.8000	2018/05/23	100,000,000	2017/11/23
19107	BOCI Asia Ltd.	Sunny Optical European Warrants Jul 2018 A	0.278	160.10 per 100 units	2018/07/30	100,000,000	2017/11/23
19098	BNP Paribas Issuance B.V.	BYD European Wts Jan 2019 A	0.150	74.90 per 100 units	2019/01/03	180,000,000	2017/11/23
19092	BNP Paribas Issuance B.V.	China Life Euro Wts Oct 2018 B	0.260	29.0000	2018/10/03	60,000,000	2017/11/23
19095	BNP Paribas Issuance B.V.	Geely Auto Euro Wts May 2018 B	0.320	31.5000	2018/05/03	60,000,000	2017/11/23
19093	BNP Paribas Issuance B.V.	Geely Auto Euro Wts Oct 2018 B	0.450	33.0000	2018/10/03	60,000,000	2017/11/23
19096	BNP Paribas Issuance B.V.	Ping An European Wt Jun 2018 E	0.560	81.0000	2018/06/04	60,000,000	2017/11/23
19097	BNP Paribas Issuance B.V.	Ping An European Wt Nov 2018 A	0.610	86.0000	2018/11/02	60,000,000	2017/11/23
19099	BNP Paribas Issuance B.V.	Ping An European Wt Jan 2019 A	0.380	100.0000	2019/01/03	60,000,000	2017/11/23

Newly listed derivative warrants (continued)

Code	Issuer	Name of issue	Issue prices (HK\$)	Strike level/ Subscription price (HK\$) per 10 units	Subscription/ exercise period	Unit issued on initial listing	Listing date
19110	Credit Suisse AG	China Mer Port European Warrants May 18 A	0.300	24.2800	2018/05/23	40,000,000	2017/11/23
19111	Credit Suisse AG	China Tel European Warrants Apr 2018 A	0.167	4.21 per unit	2018/04/30	60,000,000	2017/11/23
19112	Credit Suisse AG	HSBC European Wts May 2018 A	0.180	80.0500	2018/05/31	100,000,000	2017/11/23
19113	Credit Suisse AG	Nine Dragons European Warrants Jun 2018 B	0.250	14.8800	2018/06/29	40,000,000	2017/11/23
19124	Goldman Sachs SP (Asia)	BOCL European Warrants May 2018 C	0.250	3.88 per unit	2018/05/31	80,000,000	2017/11/23
19126	Goldman Sachs SP (Asia)	China Life Euro Wts May 2018 B	0.150	30.3300	2018/05/24	80,000,000	2017/11/23
19125	Goldman Sachs SP (Asia)	China Life Euro Wts Aug 2018 B	0.262	26.9300	2018/08/28	80,000,000	2017/11/23
19127	Goldman Sachs SP (Asia)	Ping An European Wts May 2018 I	0.250	90.8800	2018/05/23	80,000,000	2017/11/23
19129	Goldman Sachs SP (Asia)	Ping An European Wts May 2018 J	0.250	96.8800	2018/05/23	80,000,000	2017/11/23
19087	Haitong Int'l Sec	AIA European Warrants May 2018 A	0.284	76.0800	2018/05/31	50,000,000	2017/11/23
19086	Haitong Int'l Sec	AIA European Warrants Jun 2018 A	0.250	80.0000	2018/06/28	50,000,000	2017/11/23
19088	Haitong Int'l Sec	AIA European Put Warrants Apr 2018 B	0.184	56.5100	2018/04/24	80,000,000	2017/11/23
19081	Haitong Int'l Sec	BYD Electronic European Warrants May 18A	0.395	23.8800	2018/05/30	50,000,000	2017/11/23
19079	Haitong Int'l Sec	BYD Electronic European Warrants Jul 18A	0.350	27.1000	2018/07/03	40,000,000	2017/11/23
19091	Haitong Int'l Sec	CICC European Warrants May 2018 A	0.250	21.0000	2018/05/23	40,000,000	2017/11/23
19083	Haitong Int'l Sec	Ch Overseas European Warrants May 2018 B	0.150	26.8500	2018/05/29	80,000,000	2017/11/23
19089	Haitong Int'l Sec	ZhengTongAuto European Warrants Jul 18 A	0.253	10.2800	2018/07/18	50,000,000	2017/11/23
19090	Haitong Int'l Sec	ZhengTongAuto European Warrants Sep 18 A	0.254	12.0000	2018/09/18	50,000,000	2017/11/23
19078	Haitong Int'l Sec	Galaxy Ent European Put Wts Mar 2018 C	0.167	47.4280	2018/03/28	100,000,000	2017/11/23
19084	Haitong Int'l Sec	Yanzhou Coal European Warrants Dec 2018A	0.150	7.8900	2018/12/20	100,000,000	2017/11/23
19119	J P Morgan SP BV	HSBC European Warrants Apr 2018 C	0.198	78.0000	2018/04/03	100,000,000	2017/11/23
19120	J P Morgan SP BV	IGG European Warrants Apr 2018 B	0.163	11.6800	2018/04/19	70,000,000	2017/11/23
19118	J P Morgan SP BV	Ping An European Put Warrants Jun 2018 C	0.461	72.7200	2018/06/29	100,000,000	2017/11/23
19108	Macquarie Bank Ltd.	COSCO Sh Hold European Wts Aug 2018 A	0.610	4.55 per unit	2018/08/02	17,000,000	2017/11/23
19109	Macquarie Bank Ltd.	Tencent European Warrants Jun 2018 G	0.371	400.88 per 100 units	2018/06/04	40,000,000	2017/11/23
19100	SG Issuer	Henganintl Eu Wt Oct 2018 A	0.840	85.0000	2018/10/31	12,000,000	2017/11/23
19102	SG Issuer	Ping An European Warrants Jul 2018 A	0.405	88.8800	2018/07/31	80,000,000	2017/11/23
19101	SG Issuer	Ping An European Put Warrants May 2018 F	0.400	70.0000	2018/05/31	60,000,000	2017/11/23
19117	UBS AG	China Life European Warrants Mar 2018 B	0.151	28.8700	2018/03/26	100,000,000	2017/11/23
19116	UBS AG	Ch Molybdenum European Warrants May 2018 A	0.493	5.69 per unit	2018/05/07	30,000,000	2017/11/23
19114	UBS AG	PetroChina European Warrants Apr 2018 A	0.258	5.79 per unit	2018/04/27	40,000,000	2017/11/23
19115	UBS AG	Tencent Holdings European Warrants May 2018 D	0.212	458.20 per 100 units	2018/05/07	300,000,000	2017/11/23
16688#	Goldman Sachs SP (Asia)	Tencent European Wt Apr 2018 C	0.345	408.20 per 100 units	2018/04/23	100,000,000	2017/11/23
19152	Credit Suisse AG	Air China European Warrants May 2018 A	0.630	9.68 per unit	2018/05/23	20,000,000	2017/11/24
19151	Credit Suisse AG	China East Air European Warrants May 18 A	0.400	5.55 per unit	2018/05/23	30,000,000	2017/11/24
19156	Credit Suisse AG	CITIC European Warrants Apr 2018 A	0.350	12.82 per unit	2018/04/06	30,000,000	2017/11/24
19153	Credit Suisse AG	China South Air European Warrants May 18A	0.600	7.98 per unit	2018/05/23	20,000,000	2017/11/24
19149	Credit Suisse AG	ZhengTongAuto European Warrants Sep 2018A	0.250	12.1800	2018/09/14	50,000,000	2017/11/24
19157	Credit Suisse AG	Ping An European Warrants May 2018 H	0.330	91.0800	2018/05/23	100,000,000	2017/11/24
19158	Credit Suisse AG	Ping An European Put Warrants May 2018 I	0.370	71.2800	2018/05/31	70,000,000	2017/11/24
19154	Credit Suisse AG	Sh Petrochem European Warrants May 2018 A	0.400	5.28 per unit	2018/05/23	25,000,000	2017/11/24
19150	Credit Suisse AG	Sh Pharma European Warrants Jun 2018 A	0.167	25.0500	2018/06/22	60,000,000	2017/11/24
19159	Credit Suisse AG	Tencent Holdings European Wts May 2018 G	0.250	461.88 per 100 units	2018/05/23	150,000,000	2017/11/24

Newly listed derivative warrants (continued)

Code	Issuer	Name of issue	Issue prices (HK\$)	Strike level/ Subscription price (HK\$) per 10 units	Subscription/ exercise period	Unit issued on initial listing	Listing date
19160	Credit Suisse AG	Tencent Holdings Euro Put Wts May 2018 H	0.250	365.28 per 100 units	2018/05/23	100,000,000	2017/11/24
19155	Credit Suisse AG	Techtronic European Warrants May 2018 A	0.400	55.8800	2018/05/23	30,000,000	2017/11/24
19180	Goldman Sachs SP (Asia)	AIA European Warrants Feb 2018 E	0.150	71.8300	2018/02/26	80,000,000	2017/11/24
19183	Goldman Sachs SP (Asia)	AIA European Warrants Mar 2018 D	0.150	73.7300	2018/03/22	80,000,000	2017/11/24
19184	Goldman Sachs SP (Asia)	HSBC European Warrants May 2018 A	0.150	80.0500	2018/05/31	80,000,000	2017/11/24
19176	Goldman Sachs SP (Asia)	Tencent European Wt Apr 2018 F	0.316	409.33 per 100 units	2018/04/23	150,000,000	2017/11/24
19177	Goldman Sachs SP (Asia)	Tencent European Wt May 2018 G	0.245	433.93 per 100 units	2018/05/07	150,000,000	2017/11/24
19179	Goldman Sachs SP (Asia)	Tencent European Wt May 2018 H	0.189	453.93 per 100 units	2018/05/07	150,000,000	2017/11/24
19178	Goldman Sachs SP (Asia)	Tencent European Put Wt Jun 2018 F	0.285	390 per 100 units	2018/06/04	100,000,000	2017/11/24
19133	Haitong Int'l Sec	China Life European Warrants Jul 2018 B	0.270	27.5000	2018/07/04	100,000,000	2017/11/24
19136	Haitong Int'l Sec	CPIC European Warrants May 2018 A	0.260	46.8000	2018/05/25	80,000,000	2017/11/24
19137	Haitong Int'l Sec	CPIC European Warrants Jul 2018 A	0.250	50.0000	2018/07/26	80,000,000	2017/11/24
19139	Haitong Int'l Sec	China Shenhua European Warrants Jun 18 C	0.250	20.0000	2018/06/05	100,000,000	2017/11/24
19138	Haitong Int'l Sec	China Taiping European Warrants May 18 B	0.250	36.8000	2018/05/31	80,000,000	2017/11/24
19166	Haitong Int'l Sec	GWMC European Warrants Mar 2019 A	0.250	8.8800	2019/03/29	200,000,000	2017/11/24
19131	Haitong Int'l Sec	Ping An European Warrants May 2018 C	0.250	100.0000	2018/05/31	80,000,000	2017/11/24
19132	Haitong Int'l Sec	Ping An European Warrants May 2018 D	0.380	90.8800	2018/05/31	80,000,000	2017/11/24
19173	J P Morgan SP BV	COSCO Sh Hold European Warrants May 2018 A	0.412	4.40 per unit	2018/05/31	60,000,000	2017/11/24
19174	J P Morgan SP BV	PetroChina European Warrants May 2018 B	0.253	5.50 per unit	2018/05/31	100,000,000	2017/11/24
19175	J P Morgan SP BV	Ping An European Warrants Jun 2018 D	0.342	90.5000	2018/06/15	150,000,000	2017/11/24
19169	J P Morgan SP BV	Tencent European Warrants May 2018 G	0.151	486.28 per 100 units	2018/05/24	250,000,000	2017/11/24
19170	J P Morgan SP BV	Tencent European Warrants May 2018 H	0.153	458.08 per 100 units	2018/05/07	250,000,000	2017/11/24
19171	J P Morgan SP BV	Tencent European Warrants Jun 2018 H	0.252	505.05 per 100 units	2018/06/07	250,000,000	2017/11/24
19168	J P Morgan SP BV	Tencent European Put Warrants Jun 2018 G	0.252	383.83 per 100 units	2018/06/01	200,000,000	2017/11/24
19161	Macquarie Bank Ltd.	Ping An European Warrants Jun 2018 E	0.341	98.8800	2018/06/04	30,000,000	2017/11/24
19162	Macquarie Bank Ltd.	Tencent European Warrants Jul 2018 B	0.465	420.88 per 100 units	2018/07/04	40,000,000	2017/11/24
19145	SG Issuer	Link REIT European Warrants Jul 2018 A	0.335	73.0000	2018/07/31	30,000,000	2017/11/24
19147	SG Issuer	Ping An European Warrants Jun 2018 B	0.740	80.0000	2018/06/29	80,000,000	2017/11/24
19148	SG Issuer	Ping An European Warrants Jun 2018 C	0.255	98.8800	2018/06/29	80,000,000	2017/11/24
19164	UBS AG	Ping An European Warrants May 2018 C	0.280	94.8800	2018/05/23	100,000,000	2017/11/24
19165	UBS AG	Ping An European Put Warrants Apr 2018 A	0.152	63.5800	2018/04/23	100,000,000	2017/11/24
19163	UBS AG	Tencent Holdings European Warrants May 2018 E	0.159	486.28 per 100 units	2018/05/24	300,000,000	2017/11/24
19144	Bank Vontobel	BOC HK European Warrants Jun 2018 A	0.253	38.8000	2018/06/01	80,000,000	2017/11/24
19140	Bank Vontobel	Ch Comm Cons European Warrants Jun 2018 A	0.561	8.80 per unit	2018/06/05	20,000,000	2017/11/24
19142	Bank Vontobel	CNBM European Warrants May 2018 B	0.525	9.68 per unit	2018/05/23	20,000,000	2017/11/24
19141	Bank Vontobel	China Overseas European Warrants Jul 2018 A	0.254	23.8000	2018/07/03	80,000,000	2017/11/24
19167	Bank Vontobel	Tencent European Warrants Jul 2018 A	0.251	508 per 100 units	2018/07/03	100,000,000	2017/11/24
18756#	Credit Suisse AG	Tencent Holdings European Wts May 2018 D	0.300	469.88 per 100 units	2018/05/14	100,000,000	2017/11/24
13699#	J P Morgan SP BV	HSBC European Warrants Mar 2018 B	0.124	79.7900	2018/03/16	100,000,000	2017/11/24
19231	BNP Paribas Issuance B.V.	AAC Tech Euro Wts Aug 2018 A	0.250	220 per 100 units	2018/08/02	100,000,000	2017/11/27
19197	BNP Paribas Issuance B.V.	CHALCO European Wts Jul 2018 B	0.500	6.80 per unit	2018/07/04	40,000,000	2017/11/27
19196	BNP Paribas Issuance B.V.	CAM CSI300 Euro Wts Oct 2018 B	0.250	53.8000	2018/10/03	40,000,000	2017/11/27
19232	BNP Paribas Issuance B.V.	Ch Mobile Euro Wts Dec 2018 B	0.270	98.0000	2018/12/04	40,000,000	2017/11/27

Newly listed derivative warrants (continued)

Code	Issuer	Name of issue	Issue prices (HK\$)	Strike level/ Subscription price (HK\$) per 10 units	Subscription/ exercise period	Unit issued on initial listing	Listing date
19199	BNP Paribas Issuance B.V.	Ch Molybdenum Eur Wts Jul 2018 A	0.590	5.30 per unit	2018/07/04	40,000,000	2017/11/27
19200	BNP Paribas Issuance B.V.	CNBM European Wts Jul 2018 A	0.680	8.50 per unit	2018/07/04	40,000,000	2017/11/27
19195	BNP Paribas Issuance B.V.	CSOP A50 ETF Eu Wts Apr 2018 B	0.200	17.20 per unit	2018/04/04	50,000,000	2017/11/27
19194	BNP Paribas Issuance B.V.	CSOP A50 ETF Eu Wts Jun 2018 A	0.410	16.80 per unit	2018/06/04	40,000,000	2017/11/27
19234	BNP Paribas Issuance B.V.	Sunny Optical Eu Wt Oct 2018 A	0.250	183 per 100 units	2018/10/03	100,000,000	2017/11/27
19228	BNP Paribas Issuance B.V.	Tencent Euro Wts Jun 2018 B	0.250	460 per 100 units	2018/06/04	80,000,000	2017/11/27
19230	BNP Paribas Issuance B.V.	Tencent Euro Wts Sep 2018 A	0.270	475 per 100 units	2018/09/04	80,000,000	2017/11/27
19233	BNP Paribas Issuance B.V.	ZTE European Wts Aug 2018 A	0.250	40.0000	2018/08/02	50,000,000	2017/11/27
19245	Credit Suisse AG	Tencent Holdings European Wts May 2018 I	0.250	500.08 per 100 units	2018/05/28	250,000,000	2017/11/27
19246	Credit Suisse AG	Tencent Holdings European Wts May 2018 J	0.250	515.88 per 100 units	2018/05/30	250,000,000	2017/11/27
19256	Goldman Sachs SP (Asia)	Ping An European Wts Apr 2018 E	0.458	84.0300	2018/04/27	80,000,000	2017/11/27
19255	Goldman Sachs SP (Asia)	Ping An European Wts May 2018 K	0.605	81.3800	2018/05/28	80,000,000	2017/11/27
19254	Goldman Sachs SP (Asia)	Ping An European Wts Jun 2018 B	0.802	78.0500	2018/06/26	80,000,000	2017/11/27
19257	Goldman Sachs SP (Asia)	Tencent European Wt Feb 2018 T	1.421	456.0800	2018/02/27	30,000,000	2017/11/27
19258	Goldman Sachs SP (Asia)	Tencent European Wt May 2018 I	0.227	458.20 per 100 units	2018/05/07	150,000,000	2017/11/27
19259	Goldman Sachs SP (Asia)	Tencent European Wt May 2018 J	0.218	466.86 per 100 units	2018/05/24	150,000,000	2017/11/27
19261	Goldman Sachs SP (Asia)	Tencent European Wt May 2018 K	0.170	486.28 per 100 units	2018/05/24	150,000,000	2017/11/27
19262	Goldman Sachs SP (Asia)	Tencent European Wt May 2018 L	0.250	508 per 100 units	2018/05/28	150,000,000	2017/11/27
19205	HK Bank	Anhui Conch European Warrants Jun 2018 A	0.250	40.9800	2018/06/29	40,000,000	2017/11/27
19206	HK Bank	Sinopec Corp European Warrants Jul 2018 A	0.250	5.88 per unit	2018/07/31	40,000,000	2017/11/27
19202	HK Bank	Evergrande European Warrants Jul 2018 A	0.500	35.8800	2018/07/31	40,000,000	2017/11/27
19203	HK Bank	HSI European Warrants Jun 2018 A	0.150	30,000 per 6,000 units	2018/06/28	100,000,000	2017/11/27
19204	HK Bank	HSI European Put Warrants May 2018 A	0.250	29,588 per 9,000 units	2018/05/30	100,000,000	2017/11/27
19201	HK Bank	SUNAC European Warrants Jun 2018 A	0.600	43.8800	2018/06/29	40,000,000	2017/11/27
19215	Haitong Int'l Sec	Air China European Warrants May 2018 A	0.660	9.08 per unit	2018/05/28	18,000,000	2017/11/27
19222	Haitong Int'l Sec	BAIC Motor European Warrants May 2018 A	0.620	11.38 per unit	2018/05/28	20,000,000	2017/11/27
19208	Haitong Int'l Sec	China Mer Port European Warrants Aug 18A	0.311	21.8800	2018/08/28	35,000,000	2017/11/27
19216	Haitong Int'l Sec	IGG European Warrants Apr 2018 A	0.150	11.7000	2018/04/16	68,000,000	2017/11/27
19217	Haitong Int'l Sec	IGG European Warrants May 2018 A	0.290	10.0000	2018/05/28	50,000,000	2017/11/27
19219	Haitong Int'l Sec	Meitu European Warrants May 2018 A	0.250	12.9800	2018/05/28	50,000,000	2017/11/27
19220	Haitong Int'l Sec	Meitu European Warrants Aug 2018 A	0.282	14.6800	2018/08/28	50,000,000	2017/11/27
19225	Haitong Int'l Sec	Ping An European Warrants May 2018 E	0.585	82.8800	2018/05/07	80,000,000	2017/11/27
19227	Haitong Int'l Sec	Ping An European Warrants May 2018 F	0.330	92.8800	2018/05/25	80,000,000	2017/11/27
19223	Haitong Int'l Sec	Sunny Optical European Wts Jun 2018 C	0.250	168.88 per 100 units	2018/06/28	100,000,000	2017/11/27
19224	Haitong Int'l Sec	Sunny Optical European Wts Jul 2018 B	0.283	158.98 per 100 units	2018/07/18	100,000,000	2017/11/27
19209	Haitong Int'l Sec	Tencent European Warrants May 2018 D	0.202	470.08 per 100 units	2018/05/08	200,000,000	2017/11/27
19210	Haitong Int'l Sec	Tencent European Warrants May 2018 E	0.289	434.08 per 100 units	2018/05/08	200,000,000	2017/11/27
19212	Haitong Int'l Sec	Tencent European Warrants Jun 2018 G	0.250	499.98 per 100 units	2018/06/29	200,000,000	2017/11/27
19252	J P Morgan SP BV	BYD European Warrants Dec 2018 A	0.150	88.88 per 100 units	2018/12/20	150,000,000	2017/11/27
19248	J P Morgan SP BV	Ch Comm Cons European Warrants Sep 2019 A	0.151	10.5000	2019/09/30	100,000,000	2017/11/27
19253	J P Morgan SP BV	Country Garden European Warrants Jun 18 A	0.250	13.1300	2018/06/29	100,000,000	2017/11/27
19249	J P Morgan SP BV	Ch Railway Cons European Wts May 2018 A	0.534	10.50 per unit	2018/05/31	40,000,000	2017/11/27
19251	J P Morgan SP BV	SJM Holdings European Warrants May 2018 A	0.278	7.77 per unit	2018/05/31	40,000,000	2017/11/27

Newly listed derivative warrants (continued)

Code	Issuer	Name of issue	Issue prices (HK\$)	Strike level/ Subscription price (HK\$) per 10 units	Subscription/ exercise period	Unit issued on initial listing	Listing date
19236	Macquarie Bank Ltd.	China Mobile European Wts Jun 2018 B	0.537	77.5000	2018/06/04	19,000,000	2017/11/27
19237	Macquarie Bank Ltd.	China Mobile Euro Put Wts Sep 2018 A	0.322	70.0000	2018/09/04	32,000,000	2017/11/27
19241	Macquarie Bank Ltd.	HSBC European Warrants May 2018 B	2.323	80 per unit	2018/05/31	4,500,000	2017/11/27
19242	Macquarie Bank Ltd.	HSBC European Warrants Sep 2018 A	0.485	75.0000	2018/09/04	21,000,000	2017/11/27
19240	Macquarie Bank Ltd.	Tencent European Warrants Jun 2018 I	0.279	460.88 per 100 units	2018/06/04	40,000,000	2017/11/27
19238	Macquarie Bank Ltd.	Tencent European Put Wts Jun 2018 H	0.527	420.88 per 100 units	2018/06/04	40,000,000	2017/11/27
19247	SG Issuer	Galaxy Ent European Warrants May 2018 C	0.280	70.0000	2018/05/31	60,000,000	2017/11/27
19192	SG Issuer	Haitong Sec European Warrants May 2018 A	0.910	12.80 per unit	2018/05/31	11,000,000	2017/11/27
19193	SG Issuer	Ping An European Warrants Aug 2018 A	0.880	78.8800	2018/08/31	80,000,000	2017/11/27
19243	SG Issuer	Tencent European Warrants May 2018 I	0.250	500 per 100 units	2018/05/31	200,000,000	2017/11/27
19244	SG Issuer	Tencent European Warrants Jun 2018 D	0.250	528.88 per 100 units	2018/06/29	200,000,000	2017/11/27
19273	UBS AG	AIA European Warrants Jun 2018 A	0.646	62.8800	2018/06/29	100,000,000	2017/11/27
19271	UBS AG	CC Bank European Warrants Mar 2018 B	0.296	7.11 per unit	2018/03/27	70,000,000	2017/11/27
19272	UBS AG	CC Bank European Warrants May 2018 A	0.264	7.60 per unit	2018/05/30	70,000,000	2017/11/27
19274	UBS AG	China Life European Warrants Jun 2018 A	0.333	25.3800	2018/06/29	100,000,000	2017/11/27
19269	UBS AG	Galaxy Ent European Warrants Jun 2018 A	0.284	72.8800	2018/06/29	40,000,000	2017/11/27
19270	UBS AG	Galaxy Ent European Put Warrants May 2018 B	0.234	50.4500	2018/05/24	50,000,000	2017/11/27
19265	UBS AG	Ping An European Warrants Jun 2018 A	1.123	75.0000	2018/06/29	100,000,000	2017/11/27
19191	Bank Vontobel	CITIC Sec European Warrants Sep 2018 A	0.151	16.9000	2018/09/28	70,000,000	2017/11/27
19189	Bank Vontobel	Galaxy Ent European Warrants Jun 2018 A	0.253	68.0000	2018/06/01	50,000,000	2017/11/27
19186	Bank Vontobel	ICBC European Warrants Jul 2018 A	0.262	6.89 per unit	2018/07/31	50,000,000	2017/11/27
19185	Bank Vontobel	Sands China European Warrants Sep 2018 A	0.252	42.8000	2018/09/28	90,000,000	2017/11/27
19235	Bank Vontobel	Tencent European Put Warrants May 2018 E	0.304	410 per 100 units	2018/05/28	100,000,000	2017/11/27
18760 [#]	Credit Suisse AG	Tencent Holdings European Wts May 2018 F	0.275	486.08 per 100 units	2018/05/31	100,000,000	2017/11/27
18128 [#]	UBS AG	HSBC European Warrants Mar 2018 B	0.094	85.5500	2018/03/27	110,000,000	2017/11/27
19329	BOCI Asia Ltd.	CC Bank European Warrants May 2018 A	0.269	7.88 per unit	2018/05/28	100,000,000	2017/11/28
19331	BOCI Asia Ltd.	China Mobile European Warrants May 2018 A	0.251	85.0000	2018/05/28	100,000,000	2017/11/28
19330	BOCI Asia Ltd.	Ch Overseas European Warrants May 2018 A	0.151	26.8500	2018/05/28	70,000,000	2017/11/28
19334	BOCI Asia Ltd.	Ping An European Warrants May 2018 E	0.253	108.0000	2018/05/28	100,000,000	2017/11/28
19332	BOCI Asia Ltd.	Tencent Holdings European Wts May 2018 C	0.286	516 per 100 units	2018/05/31	200,000,000	2017/11/28
19333	BOCI Asia Ltd.	Tencent Holdings European Wts Jun 2018 H	0.284	530 per 100 units	2018/06/19	200,000,000	2017/11/28
19298	BNP Paribas Issuance B.V.	Ping An European Wt Jun 2018 F	0.260	108.0000	2018/06/04	60,000,000	2017/11/28
19299	BNP Paribas Issuance B.V.	Ping An Eur Put Wts Jun 2018 G	0.370	72.0000	2018/06/04	60,000,000	2017/11/28
19295	BNP Paribas Issuance B.V.	Tencent Euro Wts Aug 2018 G	0.310	490 per 100 units	2018/08/02	80,000,000	2017/11/28
19297	BNP Paribas Issuance B.V.	Tencent Euro Wts Oct 2018 E	0.310	520 per 100 units	2018/10/03	80,000,000	2017/11/28
19296	BNP Paribas Issuance B.V.	Tencent Eu Put Wt Jul 2018 F	0.250	380 per 100 units	2018/07/04	80,000,000	2017/11/28
19359	Credit Suisse AG	China Taiping European Warrants May 2018A	0.250	39.8800	2018/05/31	40,000,000	2017/11/28
19360	Credit Suisse AG	HKEX European Put Warrants May 2018 E	0.150	227.80 per 100 units	2018/05/24	100,000,000	2017/11/28
19358	Credit Suisse AG	NCI European Warrants Jun 2018 A	0.400	69.8800	2018/06/29	40,000,000	2017/11/28
19353	Credit Suisse AG	Tencent Holdings European Wts May 2018 K	0.250	531.88 per 100 units	2018/05/29	250,000,000	2017/11/28
19354	Credit Suisse AG	Tencent Holdings European Wts Jun 2018 D	0.250	569.88 per 100 units	2018/06/29	250,000,000	2017/11/28
19357	Credit Suisse AG	Tencent Holdings Euro Put Wts May 2018 L	0.170	379.80 per 100 units	2018/05/07	100,000,000	2017/11/28
19385	Goldman Sachs SP (Asia)	AIA European Warrants Jun 2018 A	0.182	76.9300	2018/06/04	80,000,000	2017/11/28

Newly listed derivative warrants (continued)

Code	Issuer	Name of issue	Issue prices (HK\$)	Strike level/ Subscription price (HK\$) per 10 units	Subscription/ exercise period	Unit issued on initial listing	Listing date
19384	Goldman Sachs SP (Asia)	CAM CSI300 European Wts Jun 2018 A	0.250	52.8000	2018/06/28	60,000,000	2017/11/28
19380	Goldman Sachs SP (Asia)	CSOP A50 ETF Euro Wts Mar 2018 D	0.220	17.20 per unit	2018/03/26	60,000,000	2017/11/28
19383	Goldman Sachs SP (Asia)	CSOP A50 ETF Euro Wts Apr 2018 A	0.355	16.82 per unit	2018/04/23	60,000,000	2017/11/28
19377	Goldman Sachs SP (Asia)	HKEX European Warrants Sep 2018 C	0.177	260.20 per 100 units	2018/09/24	150,000,000	2017/11/28
19378	Goldman Sachs SP (Asia)	Ping An European Wts May 2018 L	0.296	100.8800	2018/05/28	100,000,000	2017/11/28
19379	Goldman Sachs SP (Asia)	Tencent European Put Wt May 2018 M	0.250	400 per 100 units	2018/05/28	100,000,000	2017/11/28
19310	HK Bank	CSOP A50 ETF European Warrants May 2018 A	0.300	17.88 per unit	2018/05/31	50,000,000	2017/11/28
19320	HK Bank	HKEX European Warrants Sep 2018 B	0.250	268.88 per 100 units	2018/09/28	100,000,000	2017/11/28
19318	HK Bank	Ping An European Warrants May 2018 D	0.400	94.8800	2018/05/31	80,000,000	2017/11/28
19319	HK Bank	Ping An European Warrants May 2018 E	0.300	99.8800	2018/05/31	80,000,000	2017/11/28
19312	HK Bank	Tencent European Warrants May 2018 E	0.250	538.88 per 100 units	2018/05/31	100,000,000	2017/11/28
19311	HK Bank	Tencent European Warrants Jun 2018 D	0.250	558.88 per 100 units	2018/06/29	100,000,000	2017/11/28
19313	HK Bank	Tencent European Put Warrants May 2018 F	0.300	393.88 per 100 units	2018/05/31	100,000,000	2017/11/28
19280	Haitong Int'l Sec	China East Air European Warrants May 18A	0.360	5.60 per unit	2018/05/28	30,000,000	2017/11/28
19284	Haitong Int'l Sec	Ping An European Warrants Jun 2018 D	0.664	86.6800	2018/06/29	100,000,000	2017/11/28
19285	Haitong Int'l Sec	Ping An European Warrants Jun 2018 E	0.253	105.0000	2018/06/29	100,000,000	2017/11/28
19286	Haitong Int'l Sec	Ping An European Put Warrants Jun 2018 F	0.554	72.0000	2018/06/29	100,000,000	2017/11/28
19278	Haitong Int'l Sec	Sh Petrochem European Warrants May 2018B	0.470	5.38 per unit	2018/05/28	25,000,000	2017/11/28
19276	Haitong Int'l Sec	Tencent European Warrants Jun 2018 H	0.250	508 per 100 units	2018/06/19	100,000,000	2017/11/28
19282	Haitong Int'l Sec	Tencent European Warrants Jun 2018 I	0.250	505.25 per 100 units	2018/06/04	150,000,000	2017/11/28
19277	Haitong Int'l Sec	Tencent European Warrants Jul 2018 D	0.250	518 per 100 units	2018/07/09	100,000,000	2017/11/28
19281	Haitong Int'l Sec	Tencent European Warrants Aug 2018 C	0.250	548 per 100 units	2018/08/28	150,000,000	2017/11/28
19283	Haitong Int'l Sec	Tencent European Put Warrants May 2018 F	0.304	383.68 per 100 units	2018/05/28	150,000,000	2017/11/28
19376	J P Morgan SP BV	CAM CSI300 European Warrants Aug 2018 B	0.251	55.5500	2018/08/06	100,000,000	2017/11/28
19368	J P Morgan SP BV	China Life European Put Wts Jul 2018 B	0.150	24.0000	2018/07/31	100,000,000	2017/11/28
19373	J P Morgan SP BV	CSOP A50 ETF European Warrants Mar 2018 B	0.181	18 per unit	2018/03/29	100,000,000	2017/11/28
19374	J P Morgan SP BV	A50 China European Warrants Mar 2018 A	0.158	17.37 per unit	2018/03/05	100,000,000	2017/11/28
19366	J P Morgan SP BV	HKEX European Warrants May 2018 B	0.153	261.01 per 100 units	2018/05/24	200,000,000	2017/11/28
19367	J P Morgan SP BV	HKEX European Put Wts May 2018 C	0.152	228 per 100 units	2018/05/31	200,000,000	2017/11/28
19375	J P Morgan SP BV	HSI European Put Warrants Jun 2018 B	0.158	28,500 per 8,000 units	2018/06/28	300,000,000	2017/11/28
19370	J P Morgan SP BV	Ping An European Warrants May 2018 H	0.282	99.9900	2018/05/28	150,000,000	2017/11/28
19372	J P Morgan SP BV	Ping An European Warrants Jun 2018 E	0.253	105.0500	2018/06/08	150,000,000	2017/11/28
19369	J P Morgan SP BV	Ping An European Put Warrants May 2018 G	0.368	77.7700	2018/05/31	150,000,000	2017/11/28
19363	J P Morgan SP BV	Tencent European Warrants Feb 2018 K	1.501	500.0800	2018/02/28	60,000,000	2017/11/28
19322	J P Morgan SP BV	Tencent European Warrants May 2018 I	0.250	522.22 per 100 units	2018/05/28	250,000,000	2017/11/28
19321	J P Morgan SP BV	Tencent European Warrants Jun 2018 I	0.250	538.38 per 100 units	2018/06/04	250,000,000	2017/11/28
19365	J P Morgan SP BV	Tencent European Put Warrants May 2018 J	0.253	408.08 per 100 units	2018/05/28	200,000,000	2017/11/28
19362	J P Morgan SP BV	Want Want Ch European Warrants May 2018 A	0.534	7.17 per unit	2018/05/31	40,000,000	2017/11/28
19335	Macquarie Bank Ltd.	China Taiping European Wts Aug 2018 A	0.404	38.8800	2018/08/24	25,000,000	2017/11/28
19307	SG Issuer	CSOP A50 ETF European Warrants May 2018 B	0.400	18.50 per unit	2018/05/31	25,000,000	2017/11/28
19308	SG Issuer	A50 China European Warrants Jun 2018 A	0.400	18 per unit	2018/06/29	25,000,000	2017/11/28
19303	SG Issuer	HKEX European Warrants May 2018 B	0.750	300.0000	2018/05/31	20,000,000	2017/11/28
19304	SG Issuer	HKEX European Put Warrants May 2018 C	0.150	228 per 100 units	2018/05/31	150,000,000	2017/11/28

Newly listed derivative warrants (continued)

Code	Issuer	Name of issue	Issue prices (HK\$)	Strike level/ Subscription price (HK\$) per 10 units	Subscription/ exercise period	Unit issued on initial listing	Listing date
19300	SG Issuer	Tencent European Warrants Mar 2018 O	1.000	516.0800	2018/03/29	20,000,000	2017/11/28
19306	SG Issuer	Tencent European Warrants Jun 2018 E	0.250	550 per 100 units	2018/06/29	200,000,000	2017/11/28
19302	SG Issuer	Tencent European Put Warrants May 2018 J	0.280	400 per 100 units	2018/05/31	150,000,000	2017/11/28
19346	UBS AG	AIA European Warrants Jun 2018 B	0.250	83.8800	2018/06/29	100,000,000	2017/11/28
19349	UBS AG	CPIC European Warrants May 2018 A	0.280	50.8800	2018/05/31	40,000,000	2017/11/28
19341	UBS AG	CSOP A50 ETF European Warrants Mar 2018 B	0.257	18.02 per unit	2018/03/22	40,000,000	2017/11/28
19342	UBS AG	CSOP A50 ETF European Warrants Jun 2018 A	0.256	19.88 per unit	2018/06/29	40,000,000	2017/11/28
19347	UBS AG	China Taiping European Warrants May 2018 B	0.255	38.3800	2018/05/31	40,000,000	2017/11/28
19352	UBS AG	Fosun Intl European Warrants May 2018 A	0.152	25.9000	2018/05/24	70,000,000	2017/11/28
19343	UBS AG	A50 China European Warrants Mar 2018 A	0.337	16.90 per unit	2018/03/22	30,000,000	2017/11/28
19344	UBS AG	A50 China European Warrants Jun 2018 A	0.349	18 per unit	2018/06/29	30,000,000	2017/11/28
19287	UBS AG	HKEX European Put Warrants May 2018 C	0.189	227.80 per 100 units	2018/05/24	100,000,000	2017/11/28
19345	UBS AG	HSI European Warrants Jan 2019 A	0.170	32,000 per 8,000 units	2019/01/30	200,000,000	2017/11/28
19289	UBS AG	HSI European Put Warrants Apr 2018 E	0.167	29,200 per 8,000 units	2018/04/27	200,000,000	2017/11/28
19290	UBS AG	HSI European Put Warrants May 2018 A	0.250	29,600 per 9,000 units	2018/05/30	200,000,000	2017/11/28
19348	UBS AG	NCI European Warrants Mar 2018 A	0.252	66.3300	2018/03/26	40,000,000	2017/11/28
19340	UBS AG	Ping An European Warrants May 2018 E	0.317	103.8800	2018/05/31	100,000,000	2017/11/28
19351	UBS AG	Ping An European Warrants Jun 2018 B	0.263	118.8800	2018/06/29	100,000,000	2017/11/28
19288	UBS AG	Ping An European Put Warrants May 2018 D	0.481	72.8800	2018/05/28	100,000,000	2017/11/28
19339	UBS AG	Tencent Holdings European Warrants May 2018 H	0.257	538 per 100 units	2018/05/28	300,000,000	2017/11/28
19337	UBS AG	Tencent Holdings European Warrants Sep 2018 A	0.283	600 per 100 units	2018/09/28	300,000,000	2017/11/28
19336	UBS AG	Tencent Holdings European Warrants Dec 2018 A	0.255	700 per 100 units	2018/12/24	300,000,000	2017/11/28
19293	UBS AG	Tencent Holdings European Put Warrants May 2018 F	0.180	379.80 per 100 units	2018/05/07	200,000,000	2017/11/28
19294	UBS AG	Tencent Holdings European Put Warrants May 2018 G	0.283	400 per 100 units	2018/05/28	200,000,000	2017/11/28
19327	Bank Vontobel	HKEX European Warrants Jun 2018 E	0.970	308.0000	2018/06/29	30,000,000	2017/11/28
19323	Bank Vontobel	Ping An European Warrants Jun 2018 B	0.372	98.8800	2018/06/22	50,000,000	2017/11/28
19328	Bank Vontobel	Tencent European Warrants May 2018 G	0.251	530 per 100 units	2018/05/28	100,000,000	2017/11/28
19275	Bank Vontobel	Tencent European Put Warrants May 2018 F	0.470	440 per 100 units	2018/05/29	100,000,000	2017/11/28
18958 [#]	Credit Suisse AG	Ping An European Warrants May 2018 F	0.450	94.3800	2018/05/30	50,000,000	2017/11/28
19433	BNP Paribas Issuance B.V.	AIA European Wts Aug 2018 A	0.260	82.0000	2018/08/02	40,000,000	2017/11/29
19438	BNP Paribas Issuance B.V.	BYD Company European Wts Jan 19B	0.160	88.90 per 100 units	2019/01/03	150,000,000	2017/11/29
19439	BNP Paribas Issuance B.V.	BYD Electronic Euro Wts Jul 18 A	0.340	23.8000	2018/07/04	40,000,000	2017/11/29
19437	BNP Paribas Issuance B.V.	CITIC Sec Euro Wts Jan 2019 B	0.260	20.3000	2019/01/03	80,000,000	2017/11/29
19436	BNP Paribas Issuance B.V.	Fosun Intl European Wts Aug 18 A	0.280	21.5000	2018/08/02	60,000,000	2017/11/29
19457	Credit Suisse AG	CITIC Sec European Warrants Jul 2018 A	0.167	18.4000	2018/07/26	60,000,000	2017/11/29
19459	Credit Suisse AG	Greatwall Motor European Wts Oct 2018 B	0.150	10.7000	2018/10/10	80,000,000	2017/11/29
19455	Credit Suisse AG	HKEX European Warrants Feb 2018 F	0.550	301.0800	2018/02/28	40,000,000	2017/11/29
19456	Credit Suisse AG	HSBC European Put Warrants Apr 2018 B	0.220	71.9500	2018/04/20	80,000,000	2017/11/29
19453	Credit Suisse AG	Ping An European Warrants Jun 2018 C	0.250	109.9900	2018/06/04	100,000,000	2017/11/29
19460	Credit Suisse AG	Ping An European Warrants Jun 2018 D	0.300	101.2800	2018/06/04	100,000,000	2017/11/29
19452	Credit Suisse AG	Tencent Holdings European Wts May 2018 M	0.250	542.88 per 100 units	2018/05/28	250,000,000	2017/11/29
19451	Credit Suisse AG	Tencent Holdings European Wts Jun 2018 E	0.250	555.88 per 100 units	2018/06/15	250,000,000	2017/11/29
19526	Goldman Sachs SP (Asia)	CC Bank European Wts May 2018 A	0.282	7.51 per unit	2018/05/24	80,000,000	2017/11/29

Newly listed derivative warrants (continued)

Code	Issuer	Name of issue	Issue prices (HK\$)	Strike level/ Subscription price (HK\$) per 10 units	Subscription/ exercise period	Unit issued on initial listing	Listing date
19520	Goldman Sachs SP (Asia)	Country Garden European Wts Jun18A	0.150	16.4000	2018/06/22	80,000,000	2017/11/29
19519	Goldman Sachs SP (Asia)	HKEX European Warrants Aug 2018 A	0.250	275 per 100 units	2018/08/01	150,000,000	2017/11/29
19523	Goldman Sachs SP (Asia)	Ping An European Wts May 2018 M	0.250	108.8800	2018/05/29	100,000,000	2017/11/29
19524	Goldman Sachs SP (Asia)	Ping An Euro Put Wts May 2018 N	0.473	78.0000	2018/05/29	40,000,000	2017/11/29
19527	Goldman Sachs SP (Asia)	Tencent European Wt May 2018 N	0.262	518 per 100 units	2018/05/29	150,000,000	2017/11/29
19528	Goldman Sachs SP (Asia)	Tencent European Wt May 2018 O	0.250	538.98 per 100 units	2018/05/29	150,000,000	2017/11/29
19421	HK Bank	HKEX European Put Warrants Jun 2018 B	0.250	244.44 per 100 units	2018/06/29	150,000,000	2017/11/29
19415	HK Bank	HSCEI European Warrants Jul 2019 A	0.250	13,188 per 4,000 units	2019/07/30	150,000,000	2017/11/29
19416	HK Bank	HSCEI European Put Warrants May 2018 B	0.250	11,988 per 4,000 units	2018/05/30	150,000,000	2017/11/29
19417	HK Bank	HSI European Warrants Jul 2018 A	0.250	31,688 per 6,300 units	2018/07/30	150,000,000	2017/11/29
19419	HK Bank	HSI European Put Warrants May 2018 B	0.250	29,888 per 8,800 units	2018/05/30	150,000,000	2017/11/29
19420	HK Bank	HSI European Put Warrants Jun 2018 B	0.150	28,600 per 8,000 units	2018/06/28	150,000,000	2017/11/29
19391	Haitong Int'l Sec	BYD Electronic European Warrants Aug 18A	0.520	22.0800	2018/08/20	40,000,000	2017/11/29
19394	Haitong Int'l Sec	HKEX European Warrants Aug 2018 A	0.250	268 per 100 units	2018/08/15	150,000,000	2017/11/29
19395	Haitong Int'l Sec	HKEX European Warrants Oct 2018 B	0.250	278 per 100 units	2018/10/31	150,000,000	2017/11/29
19396	Haitong Int'l Sec	HKEX European Warrants Dec 2018 B	0.250	290.88 per 100 units	2018/12/18	150,000,000	2017/11/29
19400	Haitong Int'l Sec	PICC Group European Warrants May 2018 B	0.250	4.98 per unit	2018/05/30	50,000,000	2017/11/29
19401	Haitong Int'l Sec	Ping An European Warrants Jun 2018 G	0.420	108.8800	2018/06/29	100,000,000	2017/11/29
19402	Haitong Int'l Sec	Ping An European Warrants Jun 2018 H	0.335	112.8800	2018/06/29	100,000,000	2017/11/29
19404	Haitong Int'l Sec	Ping An European Warrants Jun 2018 I	0.277	116.8800	2018/06/29	100,000,000	2017/11/29
19397	Haitong Int'l Sec	Tencent European Warrants May 2018 G	0.326	490.88 per 100 units	2018/05/30	150,000,000	2017/11/29
19399	Haitong Int'l Sec	Tencent European Warrants Jun 2018 J	0.272	528 per 100 units	2018/06/29	150,000,000	2017/11/29
19398	Haitong Int'l Sec	Tencent European Warrants Jul 2018 E	0.262	538 per 100 units	2018/07/10	150,000,000	2017/11/29
19493	J P Morgan SP BV	Agricultural Bk Euro Warrants May 2018 A	0.161	4.09 per unit	2018/05/31	100,000,000	2017/11/29
19514	J P Morgan SP BV	ASM Pacific European Warrants Sep 2018 A	0.176	163.93 per 100 units	2018/09/28	60,000,000	2017/11/29
19503	J P Morgan SP BV	BOCL European Warrants Apr 2018 B	0.178	4.11 per unit	2018/04/30	100,000,000	2017/11/29
19517	J P Morgan SP BV	China EB Int'l European Wts Jul 2018 A	0.194	11.9000	2018/07/24	60,000,000	2017/11/29
19492	J P Morgan SP BV	CITIC Bank European Warrants Aug 2018 A	0.250	5.95 per unit	2018/08/31	100,000,000	2017/11/29
19488	J P Morgan SP BV	CITIC European Warrants Mar 2018 B	0.516	12.82 per unit	2018/03/29	20,000,000	2017/11/29
19504	J P Morgan SP BV	CITIC Sec European Warrants Nov 2018 A	0.169	21.0200	2018/11/30	100,000,000	2017/11/29
19477	J P Morgan SP BV	CKH European Warrants May 2018 A	0.293	107.0700	2018/05/30	100,000,000	2017/11/29
19502	J P Morgan SP BV	CM Bank European Warrants Aug 2018 B	0.250	38.3800	2018/08/01	60,000,000	2017/11/29
19497	J P Morgan SP BV	Minsheng Bank European Wts May 2018 A	0.374	8.78 per unit	2018/05/31	100,000,000	2017/11/29
19508	J P Morgan SP BV	Sinopec Corp European Warrants May 2018 C	0.245	6 per unit	2018/05/24	100,000,000	2017/11/29
19518	J P Morgan SP BV	China Railway European Wts Mar 2018 B	0.283	6.69 per unit	2018/03/29	60,000,000	2017/11/29
19489	J P Morgan SP BV	China Tel European Warrants May 2018 A	0.150	4.21 per unit	2018/05/03	100,000,000	2017/11/29
19513	J P Morgan SP BV	Dongfeng Motor European Wts May 2019 A	0.168	11.7000	2019/05/24	60,000,000	2017/11/29
19485	J P Morgan SP BV	Geely Auto European Warrants Apr 2018 G	0.234	34.9300	2018/04/09	100,000,000	2017/11/29
19482	J P Morgan SP BV	Galaxy Ent European Put Wts Jun 2018 A	0.413	54.5400	2018/06/01	100,000,000	2017/11/29
19510	J P Morgan SP BV	HKEX European Warrants Mar 2018 C	0.442	301.0100	2018/03/01	100,000,000	2017/11/29
19512	J P Morgan SP BV	HKEX European Warrants Apr 2018 A	0.188	255.20 per 100 units	2018/04/09	200,000,000	2017/11/29
19480	J P Morgan SP BV	HSBC European Warrants May 2018 A	0.223	82.9200	2018/05/02	100,000,000	2017/11/29
19498	J P Morgan SP BV	HS H-SHARE European Warrants Mar 2018 A	0.205	130.1000	2018/03/02	100,000,000	2017/11/29

Newly listed derivative warrants (continued)

Code	Issuer	Name of issue	Issue prices (HK\$)	Strike level/ Subscription price (HK\$) per 10 units	Subscription/ exercise period	Unit issued on initial listing	Listing date
19495	J P Morgan SP BV	ICBC European Warrants Mar 2018 B	0.162	6.91 per unit	2018/03/01	100,000,000	2017/11/29
19496	J P Morgan SP BV	ICBC European Put Wts May 2018 B	0.283	6 per unit	2018/05/31	100,000,000	2017/11/29
19506	J P Morgan SP BV	JX Copper European Warrants Aug 2018 B	0.151	13.7000	2018/08/21	70,000,000	2017/11/29
19499	J P Morgan SP BV	Kingsoft European Warrants Jun 2018 A	0.251	29.2900	2018/06/15	60,000,000	2017/11/29
19490	J P Morgan SP BV	Longfor PPT European Warrants May 2018 A	0.252	22.8800	2018/05/28	60,000,000	2017/11/29
19486	J P Morgan SP BV	Melco Int'l Dev European Wts Jun 2018 A	0.260	28.2800	2018/06/04	60,000,000	2017/11/29
19494	J P Morgan SP BV	NCI European Warrants Apr 2018 A	0.309	66.3000	2018/04/04	100,000,000	2017/11/29
19481	J P Morgan SP BV	SHK Ppt European Warrants May 2018 A	0.303	145.9500	2018/05/03	60,000,000	2017/11/29
19491	J P Morgan SP BV	SMIC European Wts May 2018 A	0.151	15.3000	2018/05/31	70,000,000	2017/11/29
19515	J P Morgan SP BV	Tencent European Warrants Jun 2018 J	0.250	555.55 per 100 units	2018/06/15	250,000,000	2017/11/29
19505	J P Morgan SP BV	WH Group European Warrants Nov 2019 A	0.224	8.8800	2019/11/11	60,000,000	2017/11/29
19445	Macquarie Bank Ltd.	AIA European Warrants Jul 2018 A	0.318	79.8800	2018/07/04	32,000,000	2017/11/29
19443	Macquarie Bank Ltd.	CITIC Sec European Warrants Sep 2018 A	1.837	21.88 per unit	2018/09/04	5,600,000	2017/11/29
19423	Macquarie Bank Ltd.	China Life European Wts Jul 2018 B	1.669	32.88 per unit	2018/07/04	6,000,000	2017/11/29
19424	Macquarie Bank Ltd.	China Life European Wts Jan 2019 A	0.250	33.8800	2019/01/03	40,000,000	2017/11/29
19422	Macquarie Bank Ltd.	CM Bank European Warrants Oct 2018 A	0.250	42.8800	2018/10/03	40,000,000	2017/11/29
19426	Macquarie Bank Ltd.	Geely Auto European Wts Jul 2018 C	0.386	38.8800	2018/07/04	26,000,000	2017/11/29
19450	Macquarie Bank Ltd.	HKEX European Warrants Jun 2018 E	0.223	260.88 per 100 units	2018/06/04	45,000,000	2017/11/29
19446	Macquarie Bank Ltd.	Ping An European Warrants Aug 2018 C	0.562	103.0000	2018/08/02	18,000,000	2017/11/29
19425	Macquarie Bank Ltd.	Tencent European Warrants Jun 2018 J	1.262	600.8800	2018/06/04	8,000,000	2017/11/29
19429	SG Issuer	CITIC Sec European Warrants Dec 2018 A	0.165	19.8200	2018/12/31	70,000,000	2017/11/29
19430	SG Issuer	Geely Auto European Warrants May 2018 F	0.250	38.8800	2018/05/31	40,000,000	2017/11/29
19386	SG Issuer	HKEX European Warrants May 2018 D	0.510	328.8800	2018/05/31	20,000,000	2017/11/29
19411	SG Issuer	HKEX European Warrants May 2018 F	0.250	270 per 100 units	2018/05/31	200,000,000	2017/11/29
19412	SG Issuer	HKEX European Warrants Jul 2018 B	0.250	285 per 100 units	2018/07/31	200,000,000	2017/11/29
19387	SG Issuer	HKEX European Put Warrants May 2018 E	0.265	250 per 100 units	2018/05/31	150,000,000	2017/11/29
19406	SG Issuer	HSCEI European Warrants Dec 2018 B	0.250	13,000 per 4,000 units	2018/12/28	150,000,000	2017/11/29
19407	SG Issuer	HSI European Warrants May 2018 D	0.250	30,600 per 8,000 units	2018/05/30	150,000,000	2017/11/29
19410	SG Issuer	HSI European Warrants Jul 2018 B	0.250	31,200 per 8,000 units	2018/07/30	150,000,000	2017/11/29
19408	SG Issuer	HSI European Put Warrants May 2018 E	0.250	29,600 per 8,000 units	2018/05/30	150,000,000	2017/11/29
19409	SG Issuer	HSI European Put Warrants May 2018 F	0.250	30,000 per 8,000 units	2018/05/30	150,000,000	2017/11/29
19431	SG Issuer	ICBC European Warrants Mar 2018 B	0.395	6.39 per unit	2018/03/29	60,000,000	2017/11/29
19432	SG Issuer	NCI European Warrants May 2018 A	0.500	65.0000	2018/05/31	20,000,000	2017/11/29
19388	SG Issuer	Ping An European Warrants May 2018 G	0.440	100.0000	2018/05/31	80,000,000	2017/11/29
19390	SG Issuer	Ping An European Warrants Jun 2018 D	0.250	112.8800	2018/06/29	80,000,000	2017/11/29
19389	SG Issuer	Ping An European Put Warrants May 2018 H	0.630	82.0000	2018/05/31	60,000,000	2017/11/29
19469	UBS AG	AIA European Warrants Jun 2018 C	0.253	76.9300	2018/06/04	100,000,000	2017/11/29
19472	UBS AG	BOCL European Warrants May 2018 B	0.166	4.29 per unit	2018/05/24	70,000,000	2017/11/29
19471	UBS AG	CC Bank European Warrants Apr 2018 A	0.178	8.39 per unit	2018/04/13	70,000,000	2017/11/29
19470	UBS AG	China Life European Warrants Sep 2018 A	0.158	34.0500	2018/09/20	100,000,000	2017/11/29
19466	UBS AG	China Mobile European Warrants Mar 2018 A	0.224	84.9300	2018/03/27	100,000,000	2017/11/29
19468	UBS AG	China Mobile European Warrants Jun 2018 B	0.243	89.0500	2018/06/26	100,000,000	2017/11/29
19464	UBS AG	HKEX European Warrants May 2018 D	1.005	308.0000	2018/05/28	50,000,000	2017/11/29

Newly listed derivative warrants (continued)

Code	Issuer	Name of issue	Issue prices (HK\$)	Strike level/ Subscription price (HK\$) per 10 units	Subscription/ exercise period	Unit issued on initial listing	Listing date
19463	UBS AG	HKEX European Warrants Sep 2018 B	0.253	278.88 per 100 units	2018/09/07	300,000,000	2017/11/29
19461	UBS AG	HSBC European Warrants Apr 2018 A	0.203	82.9300	2018/04/25	100,000,000	2017/11/29
19462	UBS AG	HSBC European Warrants May 2018 A	0.160	85.9000	2018/05/29	100,000,000	2017/11/29
19476	UBS AG	ICBC European Warrants May 2018 A	0.485	6.88 per unit	2018/05/28	70,000,000	2017/11/29
19475	UBS AG	ICBC European Warrants Jul 2018 A	0.441	7.38 per unit	2018/07/23	70,000,000	2017/11/29
19473	UBS AG	Kingsoft European Warrants Jul 2018 A	0.259	30.0800	2018/07/30	100,000,000	2017/11/29
19474	UBS AG	Ping An European Warrants Aug 2018 A	0.875	89.8800	2018/08/02	100,000,000	2017/11/29
19413	Bank Vontobel	CSOP A50 ETF European Warrants Mar 2018 A	0.251	18.02 per unit	2018/03/22	40,000,000	2017/11/29
19414	Bank Vontobel	CSOP A50 ETF European Warrants May 2018 B	0.251	19 per unit	2018/05/29	40,000,000	2017/11/29
24307 [#]	Credit Suisse AG	China Life European Warrants Mar 2018 A	0.113	30.0500	2018/03/27	100,000,000	2017/11/29
28022 [#]	Credit Suisse AG	PetroChina European Warrants Feb 2018 A	0.128	6.01 per unit	2018/02/28	80,000,000	2017/11/29
18908 [#]	Goldman Sachs SP (Asia)	Ping An European Wts May 2018 F	0.405	93.8800	2018/05/30	70,000,000	2017/11/29
19535	BNP Paribas Issuance B.V.	HKEX European Wts Oct 2018 C	0.250	283 per 100 units	2018/10/03	80,000,000	2017/11/30
19534	BNP Paribas Issuance B.V.	HKEX European Wts Jan 2019 B	0.250	300 per 100 units	2019/01/03	80,000,000	2017/11/30
19532	BNP Paribas Issuance B.V.	HSBC European Wts Jul 2018 C	0.260	86.0000	2018/07/04	50,000,000	2017/11/30
19530	BNP Paribas Issuance B.V.	Tencent Euro Wts Oct 2018 F	0.270	550 per 100 units	2018/10/03	80,000,000	2017/11/30
19529	BNP Paribas Issuance B.V.	Tencent Euro Wts Jan 2019 F	0.290	600 per 100 units	2019/01/03	80,000,000	2017/11/30
19574	Credit Suisse AG	BYD Company European Warrants Dec 2018 A	0.180	88.93 per 100 units	2018/12/20	100,000,000	2017/11/30
19572	Credit Suisse AG	China Life European Warrants Sep 2018 A	0.160	34.0500	2018/09/20	100,000,000	2017/11/30
19575	Credit Suisse AG	CSOP A50 ETF European Warrants May 2018 A	0.250	18.68 per unit	2018/05/31	50,000,000	2017/11/30
19573	Credit Suisse AG	Geely Auto European Warrants Apr 2018 E	0.270	35.9300	2018/04/30	80,000,000	2017/11/30
19577	Credit Suisse AG	HKEX European Warrants May 2018 F	0.250	272.28 per 100 units	2018/05/29	200,000,000	2017/11/30
19576	Credit Suisse AG	HKEX European Warrants Jul 2018 A	0.250	288.88 per 100 units	2018/07/31	200,000,000	2017/11/30
19570	Credit Suisse AG	KECL European Warrants May 2018 A	0.290	8.38 per unit	2018/05/31	35,000,000	2017/11/30
19571	Credit Suisse AG	Ping An European Warrants Jun 2018 E	0.250	119.0800	2018/06/29	150,000,000	2017/11/30
19593	Goldman Sachs SP (Asia)	CC Bank European Wts May 2018 B	0.320	7.31 per unit	2018/05/28	80,000,000	2017/11/30
19590	Goldman Sachs SP (Asia)	CITIC Sec European Wts May 2018 A	0.150	18.1000	2018/05/28	80,000,000	2017/11/30
19592	Goldman Sachs SP (Asia)	Galaxy Ent European Wts Mar 2018 D	0.244	62.9300	2018/03/28	80,000,000	2017/11/30
19591	Goldman Sachs SP (Asia)	HKEX European Warrants Mar 2018 F	0.745	289.0800	2018/03/26	30,000,000	2017/11/30
19594	Goldman Sachs SP (Asia)	HKEX European Warrants Mar 2018 G	0.450	301.0800	2018/03/05	30,000,000	2017/11/30
19597	Goldman Sachs SP (Asia)	HSI European Warrants Aug 2018 A	0.169	30,950 per 6,000 units	2018/08/30	150,000,000	2017/11/30
19598	Goldman Sachs SP (Asia)	HSI European Warrants Jan 2019 A	0.150	32,150 per 8,000 units	2019/01/30	150,000,000	2017/11/30
19595	Goldman Sachs SP (Asia)	HSI European Put Wts May 2018 A	0.150	29,100 per 9,000 units	2018/05/30	150,000,000	2017/11/30
19547	HK Bank	Country Garden European Warrants Oct 2018 A	0.250	14.8000	2018/10/31	80,000,000	2017/11/30
19546	HK Bank	CITIC Sec European Warrants Nov 2018 A	0.150	20.9500	2018/11/30	80,000,000	2017/11/30
19549	HK Bank	Minsheng Bank European Warrants Jul 2018 A	0.320	9.28 per unit	2018/07/31	40,000,000	2017/11/30
19536	HK Bank	IGG European Warrants Jun 2018 A	0.250	10.5800	2018/06/29	80,000,000	2017/11/30
19551	HK Bank	Kingsoft European Warrants Jun 2018 A	0.250	27.3800	2018/06/29	50,000,000	2017/11/30
19548	HK Bank	Ping An European Warrants May 2018 F	0.600	88.8300	2018/05/07	60,000,000	2017/11/30
19567	Haitong Int'l Sec	China Mer Port European Warrants May 18A	0.313	24.3000	2018/05/16	60,000,000	2017/11/30
19566	Haitong Int'l Sec	Galaxy Ent European Warrants Mar 2018 D	0.361	62.6680	2018/03/28	100,000,000	2017/11/30
19568	Haitong Int'l Sec	HKEX European Warrants Oct 2018 C	0.252	288.88 per 100 units	2018/10/18	150,000,000	2017/11/30
19560	Haitong Int'l Sec	HSBC European Warrants Mar 2018 C	0.235	82.0500	2018/03/28	100,000,000	2017/11/30

Newly listed derivative warrants (continued)

Code	Issuer	Name of issue	Issue prices (HK\$)	Strike level/ Subscription price (HK\$) per 10 units	Subscription/ exercise period	Unit issued on initial listing	Listing date
19561	Haitong Int'l Sec	HSBC European Warrants Mar 2018 D	0.153	85.5500	2018/03/27	100,000,000	2017/11/30
19562	Haitong Int'l Sec	HSBC European Warrants May 2018 A	0.223	85.9000	2018/05/30	100,000,000	2017/11/30
19565	Haitong Int'l Sec	HSBC European Warrants Jun 2018 C	0.345	82.8880	2018/06/29	100,000,000	2017/11/30
19563	Haitong Int'l Sec	HSBC European Warrants Jul 2018 A	0.250	88.8800	2018/07/31	100,000,000	2017/11/30
19564	Haitong Int'l Sec	HSBC European Warrants Nov 2018 A	0.250	92.8800	2018/11/08	100,000,000	2017/11/30
19578	J P Morgan SP BV	HSI European Warrants Jul 2018 A	0.252	31,400 per 8,000 units	2018/07/30	300,000,000	2017/11/30
19580	J P Morgan SP BV	HSI European Put Warrants Jun 2018 C	0.251	30,200 per 11,000 units	2018/06/28	300,000,000	2017/11/30
19581	J P Morgan SP BV	Ping An European Warrants May 2018 I	0.363	88.9000	2018/05/21	150,000,000	2017/11/30
19582	J P Morgan SP BV	Ping An European Warrants Jun 2018 F	0.262	96.9600	2018/06/13	150,000,000	2017/11/30
19579	J P Morgan SP BV	Ping An European Warrants Dec 2020 A	0.253	83.83 per 100 units	2020/12/31	300,000,000	2017/11/30
19583	SG Issuer	China Shenhua European Warrants Oct 2018 A	0.150	24.9300	2018/10/31	70,000,000	2017/11/30
19537	SG Issuer	HKEX European Warrants Sep 2018 A	0.250	300 per 100 units	2018/09/28	200,000,000	2017/11/30
19558	SG Issuer	Tencent European Warrants Aug 2018 C	0.250	600 per 100 units	2018/08/31	200,000,000	2017/11/30
19559	SG Issuer	Tencent European Warrants Dec 2019 A	0.400	700 per 100 units	2019/12/31	200,000,000	2017/11/30
19584	UBS AG	Agricultural Bank European Warrants May 2018 A	0.201	4.09 per unit	2018/05/25	70,000,000	2017/11/30
19587	UBS AG	CITIC Bank European Warrants Aug 2018 A	0.268	5.80 per unit	2018/08/27	70,000,000	2017/11/30
19588	UBS AG	CM Bank European Warrants Sep 2018 A	0.250	38.8800	2018/09/10	50,000,000	2017/11/30
19586	UBS AG	Minsheng Bank European Warrants Jul 2018 A	0.408	9.18 per unit	2018/07/10	50,000,000	2017/11/30
19589	UBS AG	Haitong Int'l European Warrants Aug 2018 A	0.688	5.88 per unit	2018/08/20	15,000,000	2017/11/30
19544	Bank Vontobel	CC Bank European Warrants May 2018 A	0.203	8.18 per unit	2018/05/02	50,000,000	2017/11/30
19541	Bank Vontobel	China Mobile European Warrants Jul 2018 A	0.251	90.0000	2018/07/03	40,000,000	2017/11/30
19555	Bank Vontobel	HSI European Warrants Apr 2018 B	0.188	30,088 per 6,500 units	2018/04/27	100,000,000	2017/11/30
19554	Bank Vontobel	HSI European Warrants Sep 2018 A	0.263	30,888 per 6,000 units	2018/09/27	100,000,000	2017/11/30
19556	Bank Vontobel	HSI European Put Warrants Apr 2018 C	0.152	29,288 per 8,000 units	2018/04/27	100,000,000	2017/11/30
19557	Bank Vontobel	HSI European Put Warrants Sep 2018 B	0.292	29,888 per 8,000 units	2018/09/27	100,000,000	2017/11/30
19543	Bank Vontobel	Ping An European Warrants Aug 2018 A	0.282	108.8000	2018/08/03	50,000,000	2017/11/30
19545	Bank Vontobel	Tencent European Warrants Jul 2018 B	0.252	560 per 100 units	2018/07/03	100,000,000	2017/11/30
19539	Bank Vontobel	Tencent European Warrants Aug 2018 B	0.252	590 per 100 units	2018/08/13	100,000,000	2017/11/30
28714 [#]	Credit Suisse AG	HKEX European Warrants Jun 2018 B	0.176	260.38 per 100 units	2018/06/29	100,000,000	2017/11/30
19611	BNP Paribas Issuance B.V.	HKEX European Wts Jun 2018 C	0.190	260.80 per 100 units	2018/06/04	80,000,000	2017/12/01
19644	Credit Suisse AG	China Mobile European Warrants Apr 2018 A	0.150	86.8500	2018/04/23	70,000,000	2017/12/01
19650	Goldman Sachs SP (Asia)	CNOOC European Warrants Apr 2018 B	0.312	11.90 per unit	2018/04/25	80,000,000	2017/12/01
19647	Goldman Sachs SP (Asia)	Sinopec Corp Euro Wts May 2018 A	0.300	5.81 per unit	2018/05/23	60,000,000	2017/12/01
19649	Goldman Sachs SP (Asia)	China Tel European Wts Apr 2018 A	0.200	4.21 per unit	2018/04/26	50,000,000	2017/12/01
19645	Goldman Sachs SP (Asia)	HSBC European Warrants Apr 2018 C	0.150	88.0500	2018/04/25	80,000,000	2017/12/01
19648	Goldman Sachs SP (Asia)	PetroChina European Wts Apr 2018 B	0.165	5.96 per unit	2018/04/30	80,000,000	2017/12/01
19622	HK Bank	CAM CSI300 European Warrants Sep 2018 A	0.250	54.8800	2018/09/28	50,000,000	2017/12/01
19624	HK Bank	CSOP A50 ETF European Warrants Mar 2018 A	0.300	17.20 per unit	2018/03/29	60,000,000	2017/12/01
19626	HK Bank	CSOP A50 ETF European Warrants May 2018 B	0.700	16.18 per unit	2018/05/31	60,000,000	2017/12/01
19625	HK Bank	A50 China European Warrants May 2018 A	0.300	17.08 per unit	2018/05/31	60,000,000	2017/12/01
19616	HK Bank	Galaxy Ent European Warrants May 2018 A	0.400	64.8800	2018/05/31	50,000,000	2017/12/01
19620	HK Bank	HKEX European Warrants Apr 2018 B	0.180	255.18 per 100 units	2018/04/09	100,000,000	2017/12/01
19621	HK Bank	HKEX European Warrants Sep 2018 C	0.250	278 per 100 units	2018/09/28	100,000,000	2017/12/01

Newly listed derivative warrants (continued)

Code	Issuer	Name of issue	Issue prices (HK\$)	Strike level/ Subscription price (HK\$) per 10 units	Subscription/ exercise period	Unit issued on initial listing	Listing date
19617	HK Bank	Sands China European Warrants Jun 2018 A	0.250	41.8800	2018/06/29	50,000,000	2017/12/01
19612	HK Bank	SMIC European Warrants May 2018 A	0.150	15.2600	2018/05/28	100,000,000	2017/12/01
19619	HK Bank	Sunny Optical European Warrants Jun 2018 E	0.250	148.88 per 100 units	2018/06/29	100,000,000	2017/12/01
19638	J P Morgan SP BV	Ping An European Warrants Jun 2018 G	0.252	111.1100	2018/06/29	100,000,000	2017/12/01
19637	J P Morgan SP BV	PSBC European Warrants Jul 2018 A	0.267	4.84 per unit	2018/07/03	40,000,000	2017/12/01
19635	Macquarie Bank Ltd.	Tencent European Warrants Jul 2018 C	1.114	620.8800	2018/07/04	9,000,000	2017/12/01
19627	SG Issuer	BOCom European Warrants Jul 2018 A	0.435	6.18 per unit	2018/07/31	23,000,000	2017/12/01
19628	SG Issuer	CITIC Bank European Warrants Jul 2018 A	0.305	5.55 per unit	2018/07/31	33,000,000	2017/12/01
19629	SG Issuer	CMB European Warrants Jul 2018 A	0.250	36.8800	2018/07/31	40,000,000	2017/12/01
19630	SG Issuer	China Taiping European Warrants Jul 2018 A	0.335	38.8800	2018/07/31	30,000,000	2017/12/01
19631	SG Issuer	Ping An European Warrants Aug 2018 B	0.630	95.0000	2018/08/31	80,000,000	2017/12/01
19632	SG Issuer	Ping An European Warrants Aug 2018 C	0.430	105.0000	2018/08/31	80,000,000	2017/12/01
19633	SG Issuer	Ping An European Warrants Dec 2018 A	0.920	90.0000	2018/12/31	80,000,000	2017/12/01
19634	SG Issuer	Ping An European Warrants Dec 2018 B	0.310	120.0000	2018/12/31	80,000,000	2017/12/01
19642	SG Issuer	Tencent European Warrants May 2018 K	0.360	440 per 100 units	2018/05/31	200,000,000	2017/12/01
19643	SG Issuer	Tencent European Warrants May 2018 L	0.250	488.88 per 100 units	2018/05/31	200,000,000	2017/12/01
19640	SG Issuer	Wharf European Warrants May 2018 B	0.250	26.8800	2018/05/31	40,000,000	2017/12/01
19641	SG Issuer	Wharf European Warrants Aug 2018 A	0.250	30.0000	2018/08/31	40,000,000	2017/12/01
19606	UBS AG	CAM CSI300 European Warrants Aug 2018 A	0.250	56.0800	2018/08/03	70,000,000	2017/12/01
19600	UBS AG	Sinopec Corp European Warrants May 2018 B	0.196	6.37 per unit	2018/05/02	60,000,000	2017/12/01
19607	UBS AG	China Unicom European Warrants Jun 2018 A	0.566	13.68 per unit	2018/06/19	25,000,000	2017/12/01
19601	UBS AG	HSBC European Warrants May 2018 B	0.154	88.0500	2018/05/03	100,000,000	2017/12/01
19602	UBS AG	HSBC European Put Warrants Apr 2018 B	0.277	71.9500	2018/04/16	100,000,000	2017/12/01
19608	UBS AG	HSCEI European Put Warrants May 2018 A	0.150	11,400 per 4,000 units	2018/05/30	100,000,000	2017/12/01
19604	UBS AG	Sands China European Warrants Jun 2018 A	0.150	43.4800	2018/06/25	70,000,000	2017/12/01
19599	UBS AG	SMIC European Warrants Dec 2018 A	0.311	14.1800	2018/12/21	60,000,000	2017/12/01
18953 [#]	Credit Suisse AG	HKEX European Warrants May 2018 D	0.161	261.08 per 100 units	2018/05/24	100,000,000	2017/12/01
19652	BNP Paribas Issuance B.V.	China Life Euro Wts Oct 2018 C	0.260	30.0000	2018/10/03	70,000,000	2017/12/04
19651	BNP Paribas Issuance B.V.	HSBC European Wts May 2018 B	0.230	81.0000	2018/05/03	60,000,000	2017/12/04
19653	BNP Paribas Issuance B.V.	ICBC European Wts Oct 2018 D	0.270	7.50 per unit	2018/10/03	40,000,000	2017/12/04
19658	Credit Suisse AG	China Mobile European Warrants Mar 2018 A	0.150	89.53 per 10 units	2018/03/29	72,000,000	2017/12/04
19659	Credit Suisse AG	HSBC European Wts Apr 2018 C	0.150	88.0500	2018/04/25	100,000,000	2017/12/04
19660	Credit Suisse AG	Sinopharm European Warrants Jun 2018 A	0.400	37.8800	2018/06/04	30,000,000	2017/12/04
19668	Goldman Sachs SP (Asia)	BYD Company European Wts Sep18A	0.150	79.93 per 100 units	2018/09/21	80,000,000	2017/12/04
19669	Goldman Sachs SP (Asia)	CSOP A50 ETF Euro Wts Mar 2018 E	0.150	18.02 per unit	2018/03/22	80,000,000	2017/12/04
19671	Goldman Sachs SP (Asia)	A50 China European Wts Apr 2018 A	0.327	16.28 per unit	2018/04/27	80,000,000	2017/12/04
19666	Goldman Sachs SP (Asia)	HSBC European Warrants May 2018 B	0.150	86.9300	2018/05/31	80,000,000	2017/12/04
19667	Goldman Sachs SP (Asia)	ICBC European Warrants Apr 2018 D	0.163	6.99 per unit	2018/04/16	80,000,000	2017/12/04
19656	Macquarie Bank Ltd.	CSOP A50 ETF European Wts Jun 2018 B	0.471	18.18 per unit	2018/06/05	22,000,000	2017/12/04
19657	Macquarie Bank Ltd.	Galaxy Ent European Wts Jul 2018 A	0.405	70.8800	2018/07/04	25,000,000	2017/12/04
19654	SG Issuer	CSOP A50 ETF European Warrants Mar 2018 C	0.240	17.02 per unit	2018/03/05	42,000,000	2017/12/04
19655	SG Issuer	CSOP A50 ETF European Warrants Jul 2018 A	0.840	16.50 per unit	2018/07/31	20,000,000	2017/12/04
19665	UBS AG	AAC Tech European Warrants May 2018 A	0.282	168.10 per 100 units	2018/05/11	50,000,000	2017/12/04

Newly listed derivative warrants (continued)

Code	Issuer	Name of issue	Issue prices (HK\$)	Strike level/ Subscription price (HK\$) per 10 units	Subscription/ exercise period	Unit issued on initial listing	Listing date
19664	UBS AG	CKH Holdings European Warrants Mar 2018 A	0.150	115.1000	2018/03/26	70,000,000	2017/12/04
19662	UBS AG	CLP Holdings European Warrants Jun 2018 A	0.251	91.8800	2018/06/29	40,000,000	2017/12/04
19663	UBS AG	HK & China Gas European Warrants Jun 2018 A	0.508	17.38 per unit	2018/06/29	20,000,000	2017/12/04
19661	UBS AG	HS H-SHARE European Warrants Jun 2018 A	0.307	144.8800	2018/06/28	50,000,000	2017/12/04
19687	Credit Suisse AG	AIA European Warrants Apr 2018 A	0.360	68.9300	2018/04/23	70,000,000	2017/12/05
19688	Credit Suisse AG	China Life European Warrants Jul 2018 B	0.150	31.9300	2018/07/31	100,000,000	2017/12/05
19700	Goldman Sachs SP (Asia)	AIA European Warrants Jun 2018 B	0.150	80.0500	2018/06/21	80,000,000	2017/12/05
19699	Goldman Sachs SP (Asia)	China Mobile Euro Wts Mar 2018 C	0.150	89.9300	2018/03/28	80,000,000	2017/12/05
19713	Goldman Sachs SP (Asia)	Galaxy Ent European Wts May 2018 A	0.245	66.9300	2018/05/07	80,000,000	2017/12/05
19710	Goldman Sachs SP (Asia)	Sands China Euro Wts Jun 2018 A	0.150	43.4800	2018/06/26	80,000,000	2017/12/05
19697	Goldman Sachs SP (Asia)	Tencent European Wt Apr 2018 G	1.439	496.0800	2018/04/25	30,000,000	2017/12/05
19674	HK Bank	HSCEI European Warrants Jul 2018 B	0.250	11,288 per 4,500 units	2018/07/30	180,000,000	2017/12/05
19677	HK Bank	HSI European Warrants Apr 2018 H	0.200	29,138 per 8,000 units	2018/04/27	180,000,000	2017/12/05
19672	HK Bank	Tencent European Warrants May 2018 G	0.150	505.18 per 100 units	2018/05/31	180,000,000	2017/12/05
19673	HK Bank	Tencent European Warrants May 2018 H	0.220	454.08 per 100 units	2018/05/07	180,000,000	2017/12/05
19694	J P Morgan SP BV	Ping An European Warrants Dec 2019 B	1.402	85.8500	2019/12/03	100,000,000	2017/12/05
19696	J P Morgan SP BV	Ping An European Warrants Dec 2020 B	1.306	89.8900	2020/12/02	100,000,000	2017/12/05
19684	SG Issuer	CITIC European Warrants Jul 2018 A	0.910	11.88 per unit	2018/07/31	11,000,000	2017/12/05
19685	SG Issuer	CKA European Warrants Jun 2018 A	0.400	68.8800	2018/06/29	25,000,000	2017/12/05
19686	SG Issuer	Lenovo European Warrants Jun 2018 B	0.420	4.60 per unit	2018/06/29	24,000,000	2017/12/05
19691	UBS AG	HKEX European Warrants Jun 2018 B	0.168	260.58 per 100 units	2018/06/22	300,000,000	2017/12/05
19693	UBS AG	ZTE European Warrants Jun 2018 A	0.411	34.8800	2018/06/25	50,000,000	2017/12/05
19680	Bank Vontobel	HKEX European Warrants Apr 2018 B	0.153	254.90 per 100 units	2018/04/11	140,000,000	2017/12/05
19682	Bank Vontobel	HSBC European Warrants Mar 2018 A	0.152	82.0000	2018/03/05	80,000,000	2017/12/05
19683	Bank Vontobel	Ping An European Warrants May 2018 B	0.706	82.8800	2018/05/04	50,000,000	2017/12/05
19737	Credit Suisse AG	BOC HK European Warrants Oct 2018 A	0.170	45.0500	2018/10/31	60,000,000	2017/12/06
19738	Credit Suisse AG	CKI Holdings European Warrants Apr 2018 A	0.300	73.5500	2018/04/30	40,000,000	2017/12/06
19736	Credit Suisse AG	Ping An European Warrants Jun 2018 F	0.350	102.2800	2018/06/15	150,000,000	2017/12/06
19734	Credit Suisse AG	Tencent Holdings European Wts Jun 2018 F	0.250	508.88 per 100 units	2018/06/15	250,000,000	2017/12/06
19739	Credit Suisse AG	Tencent Holdings European Wts Jun 2018 G	0.250	492.28 per 100 units	2018/06/29	250,000,000	2017/12/06
19743	Goldman Sachs SP (Asia)	HKEX European Warrants Dec 2018 A	0.150	291.08 per 100 units	2018/12/11	200,000,000	2017/12/06
19747	Goldman Sachs SP (Asia)	HSI European Warrants Mar 2018 G	0.174	29,728 per 6,000 units	2018/03/28	150,000,000	2017/12/06
19744	Goldman Sachs SP (Asia)	Tencent European Wt Mar 2018 N	0.601	500.0800	2018/03/06	30,000,000	2017/12/06
19746	Goldman Sachs SP (Asia)	Tencent European Wt May 2018 P	0.150	500.28 per 100 units	2018/05/31	150,000,000	2017/12/06
19745	Goldman Sachs SP (Asia)	Tencent European Wt Jun 2018 G	0.150	559.08 per 100 units	2018/06/22	150,000,000	2017/12/06
19728	HK Bank	AIA European Warrants Jun 2018 A	0.250	69.8800	2018/06/05	80,000,000	2017/12/06
19729	HK Bank	China Life European Warrants Sep 2018 A	0.200	29.0500	2018/09/24	100,000,000	2017/12/06
19727	HK Bank	China Mobile European Warrants Jun 2018 B	0.250	88.0000	2018/06/29	80,000,000	2017/12/06
19725	HK Bank	Geely Auto European Warrants Jun 2018 B	0.540	26.4000	2018/06/29	150,000,000	2017/12/06
19726	HK Bank	Geely Auto European Warrants Jun 2018 C	0.300	32.8800	2018/06/29	150,000,000	2017/12/06
19717	Haitong Int'l Sec	CSOP A50 ETF European Warrants Mar 2018E	0.380	16.60 per unit	2018/03/29	60,000,000	2017/12/06
19716	Haitong Int'l Sec	CSOP A50 ETF European Warrants Jun 2018A	0.250	18.50 per unit	2018/06/06	60,000,000	2017/12/06
19721	Haitong Int'l Sec	Fosun Intl European Warrants Oct 2018 A	0.190	25.0000	2018/10/08	60,000,000	2017/12/06

Newly listed derivative warrants (continued)

Code	Issuer	Name of issue	Issue prices (HK\$)	Strike level/ Subscription price (HK\$) per 10 units	Subscription/ exercise period	Unit issued on initial listing	Listing date
19714	Haitong Int'l Sec	Galaxy Ent European Warrants Jun 2018 A	0.450	64.8000	2018/06/15	60,000,000	2017/12/06
19718	Haitong Int'l Sec	Sunny Optical European Wts Jun 2018 D	0.190	178 per 100 units	2018/06/22	150,000,000	2017/12/06
19719	Haitong Int'l Sec	Sunny Optical European Wts Jun 2018 E	0.200	152.88 per 100 units	2018/06/25	150,000,000	2017/12/06
19740	J P Morgan SP BV	BEA European Warrants Nov 2018 A	0.204	40.2000	2018/11/30	50,000,000	2017/12/06
19742	J P Morgan SP BV	IGG European Warrants May 2018 A	0.159	10.0100	2018/05/25	70,000,000	2017/12/06
19741	J P Morgan SP BV	Link REIT European Warrants Oct 2018 A	0.251	80.8000	2018/10/31	60,000,000	2017/12/06
19722	Macquarie Bank Ltd.	Kingsoft European Warrants Jul 2018 A	0.251	28.8800	2018/07/04	40,000,000	2017/12/06
19731	SG Issuer	Anhui Conch European Warrants Jul 2018 A	0.335	45.0000	2018/07/31	30,000,000	2017/12/06
19730	SG Issuer	CHALCO European Warrants Jul 2018 A	0.770	6 per unit	2018/07/31	13,000,000	2017/12/06
19733	SG Issuer	CNBM European Warrants Jun 2018 A	0.770	9.20 per unit	2018/06/29	13,000,000	2017/12/06
19723	UBS AG	China South Air European Warrants Jul 2018 A	0.821	9.28 per unit	2018/07/30	13,000,000	2017/12/06
19783	BOCI Asia Ltd.	HKEX European Warrants Jun 2018 B	0.156	260.58 per 100 units	2018/06/25	200,000,000	2017/12/07
19782	BOCI Asia Ltd.	HSBC European Warrants Jun 2018 B	0.253	88.0000	2018/06/25	200,000,000	2017/12/07
19786	BOCI Asia Ltd.	Tencent Holdings European Wts May 2018 D	0.153	543.08 per 100 units	2018/05/25	200,000,000	2017/12/07
19784	BOCI Asia Ltd.	Tencent Holdings European Wts Jun 2018 I	0.152	570.08 per 100 units	2018/06/27	200,000,000	2017/12/07
19785	BOCI Asia Ltd.	Tencent Holdings European Wts Jun 2018 J	0.153	556.08 per 100 units	2018/06/11	200,000,000	2017/12/07
19787	BOCI Asia Ltd.	Tencent Holdings European Wts Sep 2018 A	0.195	600.20 per 100 units	2018/09/24	200,000,000	2017/12/07
19752	BNP Paribas Issuance B.V.	CKH European Wts Aug 2018 A	0.250	118.0000	2018/08/02	40,000,000	2017/12/07
19751	BNP Paribas Issuance B.V.	CNOOC European Wts May 2018 A	0.250	13.10 per unit	2018/05/03	40,000,000	2017/12/07
19748	BNP Paribas Issuance B.V.	Evergrande Euro Wts Aug 2018 B	0.480	33.3300	2018/08/02	50,000,000	2017/12/07
19754	BNP Paribas Issuance B.V.	Jiangxi Copper Eu Wt Sep 2018 A	0.150	13.6800	2018/09/04	80,000,000	2017/12/07
19749	BNP Paribas Issuance B.V.	Meitu European Wts Aug 2018 A	0.260	12.8000	2018/08/02	80,000,000	2017/12/07
19791	Credit Suisse AG	CHALCO European Wts Jun 2018 A	0.550	6.08 per unit	2018/06/06	30,000,000	2017/12/07
19792	Credit Suisse AG	Ping An European Warrants Dec 2020 A	0.180	83.88 per 100 units	2020/12/31	200,000,000	2017/12/07
19790	Credit Suisse AG	Xinyi Glass European Warrants Mar 2019 A	0.250	10.2800	2019/03/29	60,000,000	2017/12/07
19800	Goldman Sachs SP (Asia)	Agri Bk European Wts Jun 2018 A	0.250	3.88 per unit	2018/06/08	80,000,000	2017/12/07
19802	Goldman Sachs SP (Asia)	Ch Overseas European Wts Jun 2018A	0.150	28.0500	2018/06/25	80,000,000	2017/12/07
19801	Goldman Sachs SP (Asia)	ICBC European Warrants May 2018 A	0.266	6.51 per unit	2018/05/24	80,000,000	2017/12/07
19799	Goldman Sachs SP (Asia)	SHK Ppt European Wts May 2018 A	0.250	140.1000	2018/05/21	40,000,000	2017/12/07
19780	HK Bank	Chi Res Land European Warrants Jul 2018 A	0.250	25.2800	2018/07/31	80,000,000	2017/12/07
19779	HK Bank	Ping An European Warrants Dec 2020 A	0.180	83.88 per 100 units	2020/12/31	300,000,000	2017/12/07
19763	Haitong Int'l Sec	CAM CSI300 European Warrants Aug 2018 A	0.150	55.5500	2018/08/01	80,000,000	2017/12/07
19762	Haitong Int'l Sec	BYD Company European Warrants Sep 2018 A	0.150	79.93 per 100 units	2018/09/21	150,000,000	2017/12/07
19761	Haitong Int'l Sec	BYD Company European Warrants Dec 2018 B	0.150	88.88 per 100 units	2018/12/20	150,000,000	2017/12/07
19760	Haitong Int'l Sec	BYD Company European Warrants Jul 2019 A	0.195	101.33 per 100 units	2019/07/24	150,000,000	2017/12/07
19759	Haitong Int'l Sec	CM Bank European Warrants Sep 2018 A	0.180	38.8800	2018/09/04	100,000,000	2017/12/07
19764	Haitong Int'l Sec	Geely Auto European Warrants May 2018 B	0.265	36.8800	2018/05/16	100,000,000	2017/12/07
19765	Haitong Int'l Sec	Geely Auto European Warrants May 2018 C	0.200	38.8800	2018/05/25	100,000,000	2017/12/07
19766	Haitong Int'l Sec	Tencent Holdings European Wts May18H	0.260	458.08 per 100 units	2018/05/07	100,000,000	2017/12/07
19767	Haitong Int'l Sec	Tencent Holdings European Wts May18I	0.265	463.88 per 100 units	2018/05/25	100,000,000	2017/12/07
19769	Haitong Int'l Sec	Tencent Holdings European Wts May18J	0.260	453.93 per 100 units	2018/05/07	100,000,000	2017/12/07
19795	J P Morgan SP BV	AIA European Warrants Apr 2018 C	0.176	68.8800	2018/04/30	100,000,000	2017/12/07
19796	J P Morgan SP BV	HKEX European Warrants May 2018 D	0.151	272.27 per 100 units	2018/05/21	200,000,000	2017/12/07

Newly listed derivative warrants (continued)

Code	Issuer	Name of issue	Issue prices (HK\$)	Strike level/ Subscription price (HK\$) per 10 units	Subscription/ exercise period	Unit issued on initial listing	Listing date
19797	J P Morgan SP BV	HKEX European Warrants Jul 2018 B	0.151	289.08 per 100 units	2018/07/24	200,000,000	2017/12/07
19794	Macquarie Bank Ltd.	Air China European Warrants Jan 2019 A	1.318	10.88 per unit	2019/01/15	8,000,000	2017/12/07
19793	Macquarie Bank Ltd.	BYD Electronic European Wts Nov 2018 A	0.580	22.8800	2018/11/15	17,800,000	2017/12/07
19788	Macquarie Bank Ltd.	HKEX European Warrants Jul 2018 D	1.176	298.8800	2018/07/04	9,000,000	2017/12/07
19771	Macquarie Bank Ltd.	Ping An European Warrants Aug 2018 D	0.716	88.8800	2018/08/02	15,000,000	2017/12/07
19756	SG Issuer	Jiangxi Copper European Warrants Aug 2018 A	0.160	12.5000	2018/08/01	80,000,000	2017/12/07
19757	SG Issuer	Ping An European Warrants Dec 2019 A	1.140	90.9000	2019/12/31	100,000,000	2017/12/07
19755	SG Issuer	China Vanke European Warrants Jun 2018 A	0.390	32.0000	2018/06/29	30,000,000	2017/12/07
19776	UBS AG	CC Bank European Warrants Apr 2018 B	0.290	7.36 per unit	2018/04/23	70,000,000	2017/12/07
19774	UBS AG	HSI European Warrants May 2018 B	0.157	30,600 per 8,000 units	2018/05/30	200,000,000	2017/12/07
19775	UBS AG	HSI European Warrants Jul 2018 A	0.169	31,400 per 8,000 units	2018/07/30	200,000,000	2017/12/07
19773	UBS AG	Link REIT European Warrants Jun 2018 B	0.274	79.8800	2018/06/06	40,000,000	2017/12/07
19778	UBS AG	PetroChina European Warrants May 2018 C	0.309	5.39 per unit	2018/05/07	70,000,000	2017/12/07
19772	UBS AG	Tencent Holdings European Warrants Jun 2018 B	0.302	449.88 per 100 units	2018/06/06	300,000,000	2017/12/07
19579 [#]	J P Morgan SP BV	Ping An European Warrants Dec 2020 A	0.148	83.83 per 100 units	2020/12/31	700,000,000	2017/12/07
19807	BOCI Asia Ltd.	Tencent Holdings European Wts May 2018 E	0.188	470.20 per 100 units	2018/05/09	200,000,000	2017/12/08
19809	BOCI Asia Ltd.	Tencent Holdings European Wts May 2018 F	0.252	444.58 per 100 units	2018/05/07	200,000,000	2017/12/08
19812	Credit Suisse AG	Avichina European Warrants Jun 2018 A	0.650	4.98 per unit	2018/06/29	20,000,000	2017/12/08
19810	Credit Suisse AG	BYD Electronic European Warrants Jun 18 A	0.280	20.8800	2018/06/07	40,000,000	2017/12/08
19811	Credit Suisse AG	Ch LongYuan European Warrants Jun 2018 A	0.500	6.28 per unit	2018/06/07	20,000,000	2017/12/08
19827	Goldman Sachs SP (Asia)	BYD European Warrants Dec 2018 A	0.150	88.93 per 100 units	2018/12/20	80,000,000	2017/12/08
19828	Goldman Sachs SP (Asia)	HKEX European Warrants May 2018 F	0.150	272.48 per 100 units	2018/05/21	150,000,000	2017/12/08
19829	Goldman Sachs SP (Asia)	HKEX European Warrants Jul 2018 A	0.150	289.08 per 100 units	2018/07/24	150,000,000	2017/12/08
19826	Goldman Sachs SP (Asia)	HSBC European Warrants May 2018 C	0.267	78.9300	2018/05/28	80,000,000	2017/12/08
19831	Goldman Sachs SP (Asia)	ICBC European Warrants May 2018 B	0.248	6.89 per unit	2018/05/18	80,000,000	2017/12/08
19805	HK Bank	BBMG European Warrants Jun 2018 A	0.250	4.18 per unit	2018/06/29	40,000,000	2017/12/08
19804	HK Bank	CKH European Warrants Jun 2018 A	0.250	106.3800	2018/06/29	40,000,000	2017/12/08
19806	HK Bank	Jiangxi Copper European Warrants Aug 2018 A	0.150	13.7000	2018/08/21	80,000,000	2017/12/08
19813	J P Morgan SP BV	China Mob European Wts Apr 2018 B	0.152	86.8000	2018/04/30	100,000,000	2017/12/08
19815	J P Morgan SP BV	HSCEI European Wts Jul 2019 A	0.153	13,200 per 4,000 units	2019/07/30	200,000,000	2017/12/08
19814	J P Morgan SP BV	Tencent European Warrants Jun 2018 K	0.151	570.37 per 100 units	2018/06/29	250,000,000	2017/12/08
19816	Macquarie Bank Ltd.	China Life European Put Warrants Jul18C	1.497	21.88 per unit	2018/07/03	6,700,000	2017/12/08
19817	Macquarie Bank Ltd.	China Unicom European Wts Jul 2018 A	0.939	12.88 per unit	2018/07/04	11,000,000	2017/12/08
19820	Macquarie Bank Ltd.	HKEX European Warrants Jul 2018 E	0.250	257.08 per 100 units	2018/07/04	40,000,000	2017/12/08
19821	Macquarie Bank Ltd.	PCCW European Warrants Feb 2019 A	0.459	5.38 per unit	2019/02/15	21,880,000	2017/12/08
19823	Macquarie Bank Ltd.	Wynn Macau European Wts Mar 2019 A	0.392	30.0800	2019/03/15	26,000,000	2017/12/08
19825	UBS AG	BYD Electronic European Warrants Aug 2018 A	0.280	21.8800	2018/08/06	40,000,000	2017/12/08
19824	UBS AG	Tencent Holdings European Warrants Apr 2018 E	0.300	409.48 per 100 units	2018/04/23	300,000,000	2017/12/08
19159 [#]	Credit Suisse AG	Tencent Holdings European Wts May 2018 G	0.164	461.88 per 100 units	2018/05/23	100,000,000	2017/12/08
19845	Goldman Sachs SP (Asia)	AIA European Warrants Jun 2018 C	0.269	68.0500	2018/06/26	80,000,000	2017/12/11
19847	Goldman Sachs SP (Asia)	Galaxy Ent European Wts May 2018 B	0.480	58.9300	2018/05/28	80,000,000	2017/12/11
19846	Goldman Sachs SP (Asia)	HTSC European Warrants Apr 2018 A	0.200	15.7000	2018/04/20	50,000,000	2017/12/11
19832	HK Bank	HKEX European Warrants May 2018 D	0.150	270.18 per 100 units	2018/05/24	150,000,000	2017/12/11

Newly listed derivative warrants (continued)

Code	Issuer	Name of issue	Issue prices (HK\$)	Strike level/ Subscription price (HK\$) per 10 units	Subscription/ exercise period	Unit issued on initial listing	Listing date
19841	J P Morgan SP BV	CK Asset European Warrants Jun 2018 A	0.291	71.7100	2018/06/29	100,000,000	2017/12/11
19842	J P Morgan SP BV	MTRC European Warrants Jun 2018 A	0.254	49.4900	2018/06/29	40,000,000	2017/12/11
19840	J P Morgan SP BV	Ping An European Warrants Oct 2020 A	1.197	86.8600	2020/10/30	100,000,000	2017/12/11
19843	J P Morgan SP BV	SHK Ppt European Warrants Jun 2018 A	0.464	135.3500	2018/06/29	60,000,000	2017/12/11
19838	Macquarie Bank Ltd.	CITIC European Warrants Dec 2019 A	0.255	11.5000	2019/12/31	40,000,000	2017/12/11
19834	Macquarie Bank Ltd.	Hang Seng Bank European Wts Jul 2019 A	0.250	200.88 per 100 units	2019/07/02	40,000,000	2017/12/11
19833	Macquarie Bank Ltd.	SHK Ppt European Warrants Jul 2018 A	0.671	138.8800	2018/07/04	15,000,000	2017/12/11
19835	Macquarie Bank Ltd.	Tencent European Warrants Jul 2018 D	1.121	580.8800	2018/07/03	9,000,000	2017/12/11
19836	Macquarie Bank Ltd.	Tencent European Warrants Jul 2018 E	1.604	540.8800	2018/07/03	7,000,000	2017/12/11
19837	Macquarie Bank Ltd.	Tencent European Warrants Jul 2018 F	0.350	450.88 per 100 units	2018/07/03	40,000,000	2017/12/11
19839	UBS AG	Ping An European Warrants Dec 2020 A	0.158	83.88 per 100 units	2020/12/31	500,000,000	2017/12/11
11495#	Credit Suisse AG	Ping An European Warrants Feb 2018 B	0.275	79.1800	2018/02/28	50,000,000	2017/12/11
19870	Credit Suisse AG	Sunny Optical European Warrants Jul 2018C	0.172	159.08 per 100 units	2018/07/13	100,000,000	2017/12/12
19872	Credit Suisse AG	Tencent European Wts Jun 2018 H	0.250	436.88 per 100 units	2018/06/29	250,000,000	2017/12/12
19886	Goldman Sachs SP (Asia)	CC Bank European Wts Apr 2018 C	0.150	8.09 per unit	2018/04/24	80,000,000	2017/12/12
19887	Goldman Sachs SP (Asia)	China Mobile Euro Wts May 2018 A	0.150	85.0500	2018/05/18	80,000,000	2017/12/12
19890	Goldman Sachs SP (Asia)	CSOP A50 ETF Euro Wts May 2018 A	0.482	16.20 per unit	2018/05/24	80,000,000	2017/12/12
19884	Goldman Sachs SP (Asia)	China Unicom Euro Wts Jun 2018 A	0.302	13.78 per unit	2018/06/12	40,000,000	2017/12/12
19888	Goldman Sachs SP (Asia)	Lenovo European Wts Apr 2018 B	0.167	5.11 per unit	2018/04/23	60,000,000	2017/12/12
19883	Goldman Sachs SP (Asia)	Tencent European Wt Mar 2018 O	0.612	476.0800	2018/03/26	30,000,000	2017/12/12
19860	Haitong Int'l Sec	China Coal European Warrants Jul 2018 A	0.260	4.08 per unit	2018/07/18	40,000,000	2017/12/12
19851	Haitong Int'l Sec	Cathay Pacific European Warrants Dec 18B	0.250	10.9800	2018/12/24	80,000,000	2017/12/12
19858	Haitong Int'l Sec	Datang Power European Warrants Apr 2018A	0.420	3.18 per unit	2018/04/10	25,000,000	2017/12/12
19859	Haitong Int'l Sec	Datang Power European Warrants Aug 2018A	0.567	3.68 per unit	2018/08/20	25,000,000	2017/12/12
19868	Haitong Int'l Sec	Fosun Intl European Warrants Jun 2018 A	0.169	20.0500	2018/06/27	68,000,000	2017/12/12
19869	Haitong Int'l Sec	Fosun Intl European Warrants Aug 2018 A	0.150	22.1280	2018/08/02	80,000,000	2017/12/12
19852	Haitong Int'l Sec	HKEX European Warrants Jul 2018 B	0.150	288.888 per 100 units	2018/07/24	200,000,000	2017/12/12
19849	Haitong Int'l Sec	Kingboard Chem European Warrants May 18A	0.250	58.6280	2018/05/08	60,000,000	2017/12/12
19854	Haitong Int'l Sec	Tencent European Warrants Jun 2018 K	0.150	570.38 per 100 units	2018/06/28	200,000,000	2017/12/12
19856	Haitong Int'l Sec	Tencent European Warrants Jun 2018 L	0.150	556.38 per 100 units	2018/06/11	200,000,000	2017/12/12
19853	Haitong Int'l Sec	Techtronic European Warrants May 2018 A	0.274	55.9280	2018/05/16	40,000,000	2017/12/12
19879	J P Morgan SP BV	MGM China European Warrants Jun 2018 A	0.253	26.2600	2018/06/29	60,000,000	2017/12/12
19881	J P Morgan SP BV	Tencent European Warrants Aug 2018 D	0.154	600.50 per 100 units	2018/08/24	300,000,000	2017/12/12
19873	Macquarie Bank Ltd.	Tencent European Warrants Jul 2018 G	1.697	510.8800	2018/07/03	6,000,000	2017/12/12
19875	Macquarie Bank Ltd.	Tencent European Warrants Jul 2018 H	0.535	380.88 per 100 units	2018/07/03	40,000,000	2017/12/12
19848	SG Issuer	Ping An European Warrants Dec 2020 A	0.165	83.88 per 100 units	2020/12/31	500,000,000	2017/12/12
19876	UBS AG	Ping An European Warrants Oct 2018 A	0.487	92.8800	2018/10/03	100,000,000	2017/12/12
19877	UBS AG	Ping An European Warrants Jan 2019 A	0.539	100.0000	2019/01/04	100,000,000	2017/12/12
19878	UBS AG	Tencent European Warrants Jun 2018 C	0.281	423.88 per 100 units	2018/06/19	300,000,000	2017/12/12
19867	Bank Vontobel	China Life European Warrants Aug 2018 A	0.253	25.8000	2018/08/02	100,000,000	2017/12/12
19862	Bank Vontobel	HKEX European Put Warrants Jun 2018 F	0.152	211 per 100 units	2018/06/29	100,000,000	2017/12/12
19863	Bank Vontobel	HSBC European Warrants Aug 2018 A	0.509	76.8800	2018/08/31	40,000,000	2017/12/12
19865	Bank Vontobel	Ping An European Warrants Oct 2018 A	0.967	75.0000	2018/10/05	50,000,000	2017/12/12

Newly listed derivative warrants (continued)

Code	Issuer	Name of issue	Issue prices (HK\$)	Strike level/ Subscription price (HK\$) per 10 units	Subscription/ exercise period	Unit issued on initial listing	Listing date
19861	Bank Vontobel	Tencent European Warrants Aug 2018 C	0.377	390 per 100 units	2018/08/02	100,000,000	2017/12/12
19913	Credit Suisse AG	Lenovo European Warrants Apr 2018 A	0.167	4.99 per unit	2018/04/30	60,000,000	2017/12/13
19912	Credit Suisse AG	Tencent European Wts Jun 2018 I	0.180	450.18 per 100 units	2018/06/29	250,000,000	2017/12/13
19916	Goldman Sachs SP (Asia)	Sinopec Corp Euro Wts Apr 2018 A	0.168	6.37 per unit	2018/04/24	60,000,000	2017/12/13
19917	Goldman Sachs SP (Asia)	PetroChina European Wts May 2018 B	0.252	5.39 per unit	2018/05/07	80,000,000	2017/12/13
19920	Goldman Sachs SP (Asia)	Ping An European Wts Dec 2020 A	0.150	83.88 per 100 units	2020/12/31	300,000,000	2017/12/13
19918	Goldman Sachs SP (Asia)	Sands China Euro Wts May 2018 A	0.150	40.7300	2018/05/28	80,000,000	2017/12/13
19891	HK Bank	HSI European Warrants May 2018 C	0.180	28,338 per 8,000 units	2018/05/30	150,000,000	2017/12/13
19892	HK Bank	HSI European Put Warrants May 2018 D	0.150	27,068 per 8,000 units	2018/05/30	150,000,000	2017/12/13
19906	J P Morgan SP BV	China Life European Warrants Jul 2018 C	0.255	25.8800	2018/07/04	100,000,000	2017/12/13
19915	J P Morgan SP BV	HSI European Warrants Apr 2018 D	0.153	29,100 per 8,000 units	2018/04/27	300,000,000	2017/12/13
19911	J P Morgan SP BV	HSI European Warrants May 2018 D	0.150	30,500 per 8,000 units	2018/05/30	300,000,000	2017/12/13
19910	J P Morgan SP BV	HSI European Warrants Jun 2018 D	0.250	28,400 per 8,000 units	2018/06/28	300,000,000	2017/12/13
19900	J P Morgan SP BV	Sunny Optical European Warrants Jul 2018B	0.255	123.88 per 100 units	2018/07/04	100,000,000	2017/12/13
19897	Macquarie Bank Ltd.	CNBM European Warrants Aug 2018 A	1.261	6.58 per unit	2018/08/01	8,000,000	2017/12/13
19895	Macquarie Bank Ltd.	Foxconn European Warrants Sep 2018 A	0.376	2.48 per unit	2018/09/04	27,000,000	2017/12/13
19898	SG Issuer	China Life European Warrants Jul 2018 C	0.250	25.8800	2018/07/31	150,000,000	2017/12/13
19893	UBS AG	BYD Company European Warrants Sep 2018 A	0.152	79.93 per 100 units	2018/09/21	100,000,000	2017/12/13
19894	UBS AG	BYD Company European Warrants Apr 2019 A	0.150	99.03 per 100 units	2019/04/23	100,000,000	2017/12/13
19907	UBS AG	CC Bank European Warrants Apr 2018 C	0.302	6.89 per unit	2018/04/04	100,000,000	2017/12/13
19909	UBS AG	China Mobile European Warrants Apr 2018 A	0.236	80.9300	2018/04/23	100,000,000	2017/12/13
19934	BOCI Asia Ltd.	CNOOC European Warrants Jun 2018 A	0.251	12.88 per unit	2018/06/26	100,000,000	2017/12/14
19933	BOCI Asia Ltd.	Sinopec Corp European Warrants Jun 2018 B	0.252	6.28 per unit	2018/06/26	100,000,000	2017/12/14
19932	BOCI Asia Ltd.	PetroChina European Warrants Jul 2018 A	0.254	5.80 per unit	2018/07/30	100,000,000	2017/12/14
19939	BNP Paribas Issuance B.V.	SUNAC European Wts Jul 2018 C	0.480	40.0000	2018/07/04	50,000,000	2017/12/14
19948	Credit Suisse AG	Brilliance Chi European Wts Jun 2018 A	0.250	21.8800	2018/06/13	40,000,000	2017/12/14
19945	Credit Suisse AG	China Coal European Warrants Jun 2018 A	0.250	3.99 per unit	2018/06/13	40,000,000	2017/12/14
19951	Credit Suisse AG	CGS European Warrants Jun 2018 A	0.420	6.66 per unit	2018/06/13	30,000,000	2017/12/14
19947	Credit Suisse AG	China Cinda European Warrants Jun 2018 A	0.250	3.28 per unit	2018/06/13	40,000,000	2017/12/14
19944	Credit Suisse AG	Ch Molybdenum European Warrants May 2018B	0.400	5.01 per unit	2018/05/11	30,000,000	2017/12/14
19952	Credit Suisse AG	CMS European Warrants Sep 2018 A	0.250	19.9800	2018/09/28	40,000,000	2017/12/14
19949	Credit Suisse AG	CNBM European Warrants Apr 2018 A	0.550	7.38 per unit	2018/04/30	25,000,000	2017/12/14
19942	Credit Suisse AG	Chi Res Land European Warrants Jul 2018 A	0.175	25.3300	2018/07/31	60,000,000	2017/12/14
19946	Credit Suisse AG	CSDC European Warrants Sep 2018 A	0.250	1.88 per unit	2018/09/28	40,000,000	2017/12/14
19950	Credit Suisse AG	Haitong Sec European Warrants Jun 2018 A	0.770	12.98 per unit	2018/06/13	25,000,000	2017/12/14
19941	Credit Suisse AG	WH Group European Warrants Jun 2018 A	0.770	9.88 per unit	2018/06/13	20,000,000	2017/12/14
19943	Credit Suisse AG	Zhaojin Mining European Warrants Jun 18 A	0.700	6.68 per unit	2018/06/29	20,000,000	2017/12/14
19981	Goldman Sachs SP (Asia)	China Mobile Euro Wts Jun 2018 B	0.150	89.0500	2018/06/26	80,000,000	2017/12/14
19977	Goldman Sachs SP (Asia)	CSOP A50 ETF Euro Wts May 2018 B	0.214	17.90 per unit	2018/05/24	80,000,000	2017/12/14
19984	Goldman Sachs SP (Asia)	Geely Auto European Wts Apr 2018 E	0.263	25.6000	2018/04/25	80,000,000	2017/12/14
19979	Goldman Sachs SP (Asia)	HSBC European Warrants Jun 2018 A	0.150	88.0500	2018/06/15	80,000,000	2017/12/14
19982	Goldman Sachs SP (Asia)	Lenovo European Wts Jun 2018 A	0.170	4.91 per unit	2018/06/26	60,000,000	2017/12/14
19983	Goldman Sachs SP (Asia)	Tencent European Wt May 2018 Q	0.264	401.08 per 100 units	2018/05/28	150,000,000	2017/12/14

Newly listed derivative warrants (continued)

Code	Issuer	Name of issue	Issue prices (HK\$)	Strike level/ Subscription price (HK\$) per 10 units	Subscription/ exercise period	Unit issued on initial listing	Listing date
19937	HK Bank	AAC Tech European Warrants Jun 2018 D	0.250	153.88 per 100 units	2018/06/29	100,000,000	2017/12/14
19938	HK Bank	China Life European Warrants Jun 2018 A	0.200	25.4300	2018/06/22	80,000,000	2017/12/14
19935	HK Bank	Geely Auto European Warrants Jun 2018 D	0.250	23.2800	2018/06/29	100,000,000	2017/12/14
19936	HK Bank	HSI European Put Warrants Jun 2018 C	0.150	26,688 per 8,000 units	2018/06/28	150,000,000	2017/12/14
19926	Haitong Int'l Sec	Sunart Retail European Warrants Dec 18 B	0.317	8.8800	2018/12/18	80,000,000	2017/12/14
19927	Haitong Int'l Sec	Sunart Retail European Warrants Mar 19 B	0.336	10.0000	2019/03/28	80,000,000	2017/12/14
19960	J P Morgan SP BV	AAC Tech European Warrants Apr 2018 A	0.155	150.38 per 100 units	2018/04/23	80,000,000	2017/12/14
19967	J P Morgan SP BV	CHALCO European Warrants Jun 2018 A	0.416	5.95 per unit	2018/06/29	30,000,000	2017/12/14
19958	J P Morgan SP BV	BOCL European Warrants Aug 2018 A	0.254	3.95 per unit	2018/08/31	100,000,000	2017/12/14
19970	J P Morgan SP BV	CC Bank European Wts Apr 2018 B	0.252	7 per unit	2018/04/04	100,000,000	2017/12/14
19965	J P Morgan SP BV	China Mobile European Wts Apr 2018 C	0.179	80.8800	2018/04/30	100,000,000	2017/12/14
19966	J P Morgan SP BV	Ch Molybdenum European Warrants May 2018A	0.319	5 per unit	2018/05/08	40,000,000	2017/12/14
19972	J P Morgan SP BV	Chi Res Land European Warrants Jul 2018 A	0.164	25.2800	2018/07/31	100,000,000	2017/12/14
19971	J P Morgan SP BV	CSOP A50 ETF European Warrants May 2018 A	0.450	15.90 per unit	2018/05/31	100,000,000	2017/12/14
19974	J P Morgan SP BV	Geely Auto European Warrants Mar 2018 F	0.211	27.3200	2018/03/19	60,000,000	2017/12/14
19975	J P Morgan SP BV	Geely Auto European Warrants Jun 2018 C	0.254	31.3100	2018/06/29	60,000,000	2017/12/14
19961	J P Morgan SP BV	Galaxy Ent European Warrants Apr 2018 B	0.331	59.9500	2018/04/30	100,000,000	2017/12/14
19976	J P Morgan SP BV	HSI European Put Warrants Jul 2018 B	0.253	26,000 per 6,000 units	2018/07/30	300,000,000	2017/12/14
19973	J P Morgan SP BV	Huaneng Power European Wts Apr 2018 A	0.260	5.55 per unit	2018/04/30	60,000,000	2017/12/14
19962	J P Morgan SP BV	KECL European Warrants May 2018 A	0.308	8.38 per unit	2018/05/31	40,000,000	2017/12/14
19959	J P Morgan SP BV	Kingdee Intl European Warrants Jun 2018 A	0.250	4.40 per unit	2018/06/29	50,000,000	2017/12/14
19969	J P Morgan SP BV	Lenovo European Warrants Apr 2018 A	0.160	5 per unit	2018/04/30	100,000,000	2017/12/14
19964	J P Morgan SP BV	Nine Dragons European Warrants Jun 2018 B	0.151	14.8800	2018/06/29	80,000,000	2017/12/14
19956	Macquarie Bank Ltd.	Sinopec Corp European Wts Oct 2018 A	0.606	5.78 per unit	2018/10/03	18,000,000	2017/12/14
19957	Macquarie Bank Ltd.	Sands China European Put Wts Jul 2018 A	0.351	33.8800	2018/07/04	29,000,000	2017/12/14
19955	Macquarie Bank Ltd.	ZTE European Warrants Dec 2018 A	0.455	35.0000	2018/12/04	22,000,000	2017/12/14
19953	SG Issuer	Dongfeng European Warrants Dec 2018 A	0.150	9.5900	2018/12/31	80,000,000	2017/12/14
19954	SG Issuer	Geely Auto European Warrants Jul 2018 A	0.400	26.0000	2018/07/31	40,000,000	2017/12/14
19924	Bank Vontobel	Sinopec Corp European Warrants Oct 2018 A	0.255	6 per unit	2018/10/08	60,000,000	2017/12/14
19922	Bank Vontobel	Geely Auto European Warrants Mar 2018 A	0.228	26.9000	2018/03/22	60,000,000	2017/12/14
19930	Bank Vontobel	Greatwall Motor European Warrants Mar 2019 A	0.254	8.8900	2019/03/29	80,000,000	2017/12/14
19921	Bank Vontobel	PetroChina European Warrants Jul 2018 A	0.254	5.80 per unit	2018/07/30	60,000,000	2017/12/14
19923	Bank Vontobel	Ping An European Warrants Dec 2018 B	0.153	120.0000	2018/12/21	70,000,000	2017/12/14
18363 [#]	Credit Suisse AG	HSBC European Wts Mar 2018 B	0.113	85.5500	2018/03/27	100,000,000	2017/12/14
20016	BOCI Asia Ltd.	BOC HK European Warrants May 2018 A	0.154	42.5500	2018/05/29	100,000,000	2017/12/15
20014	BOCI Asia Ltd.	BOCL European Warrants Aug 2018 A	0.152	4.21 per unit	2018/08/28	100,000,000	2017/12/15
20009	BOCI Asia Ltd.	CC Bank European Warrants May 2018 B	0.303	7.31 per unit	2018/05/28	100,000,000	2017/12/15
20010	BOCI Asia Ltd.	CC Bank European Warrants Jul 2018 A	0.366	6.98 per unit	2018/07/30	100,000,000	2017/12/15
20017	BOCI Asia Ltd.	Galaxy Ent European Warrants Jun 2018 A	0.383	63.8800	2018/06/25	100,000,000	2017/12/15
20011	BOCI Asia Ltd.	ICBC European Warrants Jul 2018 B	0.203	6.79 per unit	2018/07/24	100,000,000	2017/12/15
20018	BOCI Asia Ltd.	Sands China European Warrants Jun 2018 A	0.154	45.0500	2018/06/29	100,000,000	2017/12/15
20019	BOCI Asia Ltd.	Tencent European Put Wts Jun 2018 K	0.252	340.88 per 100 units	2018/06/26	100,000,000	2017/12/15
20030	Credit Suisse AG	BOCL European Warrants Jul 2018 A	0.250	4.01 per unit	2018/07/31	50,000,000	2017/12/15

Newly listed derivative warrants (continued)

Code	Issuer	Name of issue	Issue prices (HK\$)	Strike level/ Subscription price (HK\$) per 10 units	Subscription/ exercise period	Unit issued on initial listing	Listing date
20029	Credit Suisse AG	China Mobile European Warrants Apr 2018 B	0.160	81.9300	2018/04/30	70,000,000	2017/12/15
20043	Goldman Sachs SP (Asia)	AIA European Warrants May 2018 B	0.185	69.9300	2018/05/29	80,000,000	2017/12/15
20042	Goldman Sachs SP (Asia)	CC Bank European Wts May 2018 C	0.150	7.89 per unit	2018/05/18	80,000,000	2017/12/15
20044	Goldman Sachs SP (Asia)	China Life Euro Wts Jun 2018 A	0.150	27.5500	2018/06/26	80,000,000	2017/12/15
20045	Goldman Sachs SP (Asia)	Geely Auto European Wts Apr 2018 F	0.207	29.8500	2018/04/24	80,000,000	2017/12/15
20041	Goldman Sachs SP (Asia)	HSBC European Warrants Jun 2018 B	0.150	85.9300	2018/06/27	80,000,000	2017/12/15
20002	HK Bank	PetroChina European Warrants Jun 2018 A	0.250	5.48 per unit	2018/06/29	40,000,000	2017/12/15
20003	HK Bank	Tencent European Warrants Jun 2018 E	0.400	392.88 per 100 units	2018/06/29	150,000,000	2017/12/15
19987	Haitong Int'l Sec	Ch Comm Cons European Warrants Jun 2018A	0.790	8.98 per unit	2018/06/15	25,000,000	2017/12/15
19989	Haitong Int'l Sec	Ch Comm Cons European Warrants Sep 2018A	0.660	9.88 per unit	2018/09/28	25,000,000	2017/12/15
19985	Haitong Int'l Sec	China Railway European Warrants Sep 18 A	0.590	6.48 per unit	2018/09/28	30,000,000	2017/12/15
19986	Haitong Int'l Sec	China Railway European Warrants Dec 18 A	0.530	7.28 per unit	2018/12/31	30,000,000	2017/12/15
20027	Haitong Int'l Sec	Greentown China European Wts Aug 2019 A	0.250	9.6800	2019/08/28	80,000,000	2017/12/15
19994	Haitong Int'l Sec	Greatwall Motor European Warrants Jun18A	0.870	10.28 per unit	2018/06/29	20,000,000	2017/12/15
19993	Haitong Int'l Sec	Greatwall Motor European Warrants Dec19A	0.250	9.6800	2019/12/31	100,000,000	2017/12/15
19992	Haitong Int'l Sec	KB Laminates European Warrants Jun 2018A	0.265	13.8800	2018/06/29	40,000,000	2017/12/15
20034	J P Morgan SP BV	China Cinda European Warrants Aug 2018 A	0.253	3.13 per unit	2018/08/31	60,000,000	2017/12/15
20031	J P Morgan SP BV	CMS European Warrants Jun 2018 A	0.256	19.9100	2018/06/29	60,000,000	2017/12/15
20039	J P Morgan SP BV	Henganintl European Warrants Jun 2018 A	0.479	88.8800	2018/06/29	60,000,000	2017/12/15
20036	J P Morgan SP BV	HS Bank European Warrants Jun 2018 A	0.179	188.98 per 100 units	2018/06/29	60,000,000	2017/12/15
20032	J P Morgan SP BV	Haitong Sec European Warrants Apr 2018 A	0.350	13.51 per unit	2018/04/03	35,000,000	2017/12/15
20040	J P Morgan SP BV	KB Laminates European Warrants Jul 2018 A	0.254	14.4100	2018/07/04	60,000,000	2017/12/15
20037	J P Morgan SP BV	Wharf European Warrants Jun 2018 A	0.250	30.3000	2018/06/29	60,000,000	2017/12/15
20006	Macquarie Bank Ltd.	Haitong Sec European Wts Jul 2018 A	0.843	13.98 per unit	2018/07/04	12,000,000	2017/12/15
20008	Macquarie Bank Ltd.	Tencent European Put Wts Jun 2018 K	0.571	400.88 per 100 units	2018/06/26	38,000,000	2017/12/15
20007	Macquarie Bank Ltd.	Tencent European Put Wts Jul 2018 I	3.668	360.8800	2018/07/03	9,000,000	2017/12/15
20004	SG Issuer	Ch Mob European Warrants Jun 2018 B	0.250	83.8800	2018/06/29	60,000,000	2017/12/15
20001	SG Issuer	China Unicom European Warrants Jun 2018 C	0.720	11.88 per unit	2018/06/29	14,000,000	2017/12/15
20005	SG Issuer	Greatwall Motor European Warrants Jun 2018 A	1.000	9.50 per unit	2018/06/29	10,000,000	2017/12/15
20025	UBS AG	CGS European Warrants Jul 2018 A	0.472	6.98 per unit	2018/07/31	25,000,000	2017/12/15
20024	UBS AG	China Cinda European Warrants Jul 2018 A	0.255	3.08 per unit	2018/07/31	40,000,000	2017/12/15
20023	UBS AG	CKI Holdings European Warrants Jul 2018 A	0.309	76.8800	2018/07/04	33,000,000	2017/12/15
20021	UBS AG	China Unicom European Warrants Mar 2018 A	0.216	12.60 per unit	2018/03/28	50,000,000	2017/12/15
20000	Bank Vontobel	China Unicom European Warrants Jul 2018 A	1.016	10.90 per unit	2018/07/09	10,000,000	2017/12/15
19999	Bank Vontobel	HKEX European Warrants Jul 2019 A	0.252	268 per 100 units	2019/07/03	150,000,000	2017/12/15
19996	Bank Vontobel	HSBC European Warrants Mar 2019 A	0.388	78.8800	2019/03/29	40,000,000	2017/12/15
19998	Bank Vontobel	ICBC European Warrants Aug 2018 A	0.492	5.88 per unit	2018/08/31	40,000,000	2017/12/15
19579#	J P Morgan SP BV	Ping An European Warrants Dec 2020 A	0.149	83.83 per 100 units	2020/12/31	1,000,000,000	2017/12/15
20063	BOCI Asia Ltd.	CSOP A50 ETF European Warrants May 2018 A	0.315	17.90 per unit	2018/05/24	40,000,000	2017/12/18
20064	BOCI Asia Ltd.	CSOP A50 ETF European Warrants May 2018 B	0.775	16.20 per unit	2018/05/31	40,000,000	2017/12/18
20065	BOCI Asia Ltd.	A50 China European Warrants Jun 2018 A	0.276	18.02 per unit	2018/06/22	40,000,000	2017/12/18
20066	BOCI Asia Ltd.	A50 China European Warrants Jun 2018 B	0.760	16 per unit	2018/06/29	40,000,000	2017/12/18
20062	BNP Paribas Issuance B.V.	Fosun Intl European Wts Sep 18 B	0.260	19.5000	2018/09/04	60,000,000	2017/12/18

Newly listed derivative warrants (continued)

Code	Issuer	Name of issue	Issue prices (HK\$)	Strike level/ Subscription price (HK\$) per 10 units	Subscription/ exercise period	Unit issued on initial listing	Listing date
20068	Credit Suisse AG	ChiUnicom European Warrants Jun 2018 A	0.570	12.18 per unit	2018/06/29	30,000,000	2017/12/18
20067	Credit Suisse AG	HSBC European Wts Jun 2018 A	0.250	86.6800	2018/06/29	100,000,000	2017/12/18
20077	Goldman Sachs SP (Asia)	HKEX European Warrants Sep 2018 D	0.150	279.08 per 100 units	2018/09/05	150,000,000	2017/12/18
20076	Goldman Sachs SP (Asia)	HSBC European Warrants Jun 2018 C	0.208	82.9300	2018/06/22	80,000,000	2017/12/18
20078	Goldman Sachs SP (Asia)	ICBC European Warrants Mar 2018 F	0.282	5.99 per unit	2018/03/23	80,000,000	2017/12/18
20079	Goldman Sachs SP (Asia)	Ping An European Wts Jun 2018 C	0.216	108.9300	2018/06/22	100,000,000	2017/12/18
20080	Goldman Sachs SP (Asia)	Ping An European Wts Jun 2018 D	0.281	102.3300	2018/06/08	100,000,000	2017/12/18
20081	Goldman Sachs SP (Asia)	Ping An European Wts Jun 2018 E	0.323	98.9300	2018/06/22	100,000,000	2017/12/18
20082	Goldman Sachs SP (Asia)	Ping An European Wts Jun 2018 F	0.657	86.0000	2018/06/26	100,000,000	2017/12/18
20083	Goldman Sachs SP (Asia)	Ping An European Wts Jun 2018 G	0.504	91.0000	2018/06/26	100,000,000	2017/12/18
20057	HK Bank	BOCL European Warrants Jul 2018 B	0.250	3.93 per unit	2018/07/31	80,000,000	2017/12/18
20060	HK Bank	CITIC Sec European Warrants Sep 2018 B	0.160	16.8900	2018/09/28	80,000,000	2017/12/18
20056	HK Bank	China Mobile European Warrants Jun 2018 C	0.260	78.8800	2018/06/29	50,000,000	2017/12/18
20058	HK Bank	NCI European Warrants Jul 2018 A	0.250	61.8800	2018/07/31	40,000,000	2017/12/18
20059	HK Bank	ZTE European Warrants Jun 2018 A	0.300	31.8800	2018/06/29	40,000,000	2017/12/18
20046	Haitong Int'l Sec	KECL European Warrants Jun 2018 A	0.410	8.18 per unit	2018/06/20	25,000,000	2017/12/18
20047	Haitong Int'l Sec	KECL European Warrants Dec 2018 A	0.570	8.88 per unit	2018/12/31	25,000,000	2017/12/18
20049	Haitong Int'l Sec	Li & Fung European Warrants Jul 2018 A	0.310	4.38 per unit	2018/07/03	40,000,000	2017/12/18
20050	Haitong Int'l Sec	Li & Fung European Warrants Dec 2018 A	0.310	5 per unit	2018/12/31	40,000,000	2017/12/18
20048	Haitong Int'l Sec	Want Want China European Warrants May18A	0.220	7.888 per unit	2018/05/02	50,000,000	2017/12/18
20072	J P Morgan SP BV	HSBC European Warrants Jun 2018 B	0.252	84.8400	2018/06/19	100,000,000	2017/12/18
20071	J P Morgan SP BV	HSBC European Warrants Jul 2018 A	0.162	90.0000	2018/07/03	100,000,000	2017/12/18
20069	J P Morgan SP BV	Ping An European Warrants Sep 2018 B	0.500	98.9800	2018/09/28	100,000,000	2017/12/18
20070	J P Morgan SP BV	Ping An European Warrants Jun 2020 A	1.494	84.4800	2020/06/30	100,000,000	2017/12/18
20051	Macquarie Bank Ltd.	CC Bank European Warrants Jul 2018 A	0.345	7.28 per unit	2018/07/04	29,000,000	2017/12/18
20075	SG Issuer	Galaxy Ent European Warrants Jun 2018 B	0.250	76.8800	2018/06/29	60,000,000	2017/12/18
20074	SG Issuer	Galaxy Ent European Put Warrants May 2018 D	0.410	54.5000	2018/05/31	40,000,000	2017/12/18
20052	SG Issuer	HSBC European Warrants Jun 2018 B	0.150	90.0000	2018/06/29	100,000,000	2017/12/18
20053	SG Issuer	MGM China European Warrants Jul 2018 B	0.250	28.0000	2018/07/31	40,000,000	2017/12/18
20054	SG Issuer	Wynn Macau European Warrants Jul 2018 A	0.250	29.8800	2018/07/31	40,000,000	2017/12/18
20118	BOCI Asia Ltd.	China Mobile European Warrants Jun 2018 A	0.265	80.0500	2018/06/22	100,000,000	2017/12/19
20119	BOCI Asia Ltd.	Geely Auto European Warrants Jun 2018 A	0.234	32.9300	2018/06/29	100,000,000	2017/12/19
20117	BOCI Asia Ltd.	HSBC European Warrants Jun 2018 C	0.253	85.0000	2018/06/29	100,000,000	2017/12/19
20122	BOCI Asia Ltd.	PetroChina European Warrants May 2018 A	0.259	5.51 per unit	2018/05/24	50,000,000	2017/12/19
20085	BOCI Asia Ltd.	Ping An European Warrants May 2018 F	0.568	91.0800	2018/05/16	100,000,000	2017/12/19
20084	BOCI Asia Ltd.	Ping An European Warrants Dec 2020 A	0.198	83.88 per 100 units	2020/12/31	500,000,000	2017/12/19
20137	BNP Paribas Issuance B.V.	Tencent Euro Wts Sep 2018 B	0.250	540 per 100 units	2018/09/04	80,000,000	2017/12/19
20125	Credit Suisse AG	CC Bank European Warrants Jul 2018 A	0.280	7.39 per unit	2018/07/31	50,000,000	2017/12/19
20129	Credit Suisse AG	CPIC European Warrants Jun 2018 B	0.360	42.6800	2018/06/19	50,000,000	2017/12/19
20126	Credit Suisse AG	Dongfeng Motor European Warrants May 19 A	0.167	11.7000	2019/05/24	60,000,000	2017/12/19
20124	Credit Suisse AG	ICBC European Warrants Jul 2018 A	0.250	6.90 per unit	2018/07/31	50,000,000	2017/12/19
20127	Credit Suisse AG	Ping An European Warrants Jun 2018 G	0.360	97.6800	2018/06/19	150,000,000	2017/12/19
20128	Credit Suisse AG	Ping An European Warrants Oct 2018 A	1.080	81.2800	2018/10/31	150,000,000	2017/12/19

Newly listed derivative warrants (continued)

Code	Issuer	Name of issue	Issue prices (HK\$)	Strike level/ Subscription price (HK\$) per 10 units	Subscription/ exercise period	Unit issued on initial listing	Listing date
20130	Credit Suisse AG	Tencent European Wts Apr 2018 D	1.300	496.0800	2018/04/25	40,000,000	2017/12/19
20123	Credit Suisse AG	Tencent European Wts Jun 2018 J	0.250	476.88 per 100 units	2018/06/29	250,000,000	2017/12/19
20142	Goldman Sachs SP (Asia)	Agri Bk European Wts May 2018 A	0.150	4.09 per unit	2018/05/25	80,000,000	2017/12/19
20143	Goldman Sachs SP (Asia)	AIA European Warrants May 2018 C	0.296	65.9300	2018/05/31	80,000,000	2017/12/19
20150	Goldman Sachs SP (Asia)	CC Bank European Wts Mar 2018 E	0.242	6.89 per unit	2018/03/28	80,000,000	2017/12/19
20151	Goldman Sachs SP (Asia)	CM Bank European Wts May 2018 A	0.168	36.6300	2018/05/24	60,000,000	2017/12/19
20148	Goldman Sachs SP (Asia)	HKEX European Warrants Mar 2018 H	0.150	235.20 per 100 units	2018/03/27	150,000,000	2017/12/19
20144	Goldman Sachs SP (Asia)	ICBC European Warrants Jul 2018 A	0.150	6.79 per unit	2018/07/24	80,000,000	2017/12/19
20145	Goldman Sachs SP (Asia)	ICBC European Warrants Jul 2018 B	0.150	7.01 per unit	2018/07/27	80,000,000	2017/12/19
20146	Goldman Sachs SP (Asia)	Sands China Euro Wts Jun 2018 B	0.250	41.9800	2018/06/29	80,000,000	2017/12/19
20147	Goldman Sachs SP (Asia)	Sands China Euro Wts Jul 2018 A	0.250	45.2800	2018/07/03	80,000,000	2017/12/19
20149	Goldman Sachs SP (Asia)	Tencent European Wt Jun 2018 H	0.364	395.20 per 100 units	2018/06/26	150,000,000	2017/12/19
20111	HK Bank	CHALCO European Warrants Jun 2018 A	0.500	5.88 per unit	2018/06/29	30,000,000	2017/12/19
20112	HK Bank	BYD Electronic EEuropean Warrants Jun 2018 A	0.250	19.9800	2018/06/29	60,000,000	2017/12/19
20116	HK Bank	Minsheng Bank European Warrants Jul 2018 B	0.350	8.60 per unit	2018/07/31	40,000,000	2017/12/19
20115	HK Bank	CPIC European Warrants Jul 2018 A	0.250	45.8800	2018/07/04	60,000,000	2017/12/19
20141	J P Morgan SP BV	CITIC Sec European Warrants Sep 2018 B	0.159	16.8900	2018/09/20	70,000,000	2017/12/19
20138	J P Morgan SP BV	China Mobile European Put Wts Jul 2018 A	0.256	68.6800	2018/07/31	100,000,000	2017/12/19
20139	J P Morgan SP BV	CSOP A50 ETF European Warrants Jun 2018 A	0.359	17.27 per unit	2018/06/29	100,000,000	2017/12/19
20140	J P Morgan SP BV	A50 China European Warrants Jun 2018 A	0.344	16.81 per unit	2018/06/29	100,000,000	2017/12/19
20136	Macquarie Bank Ltd.	CGS European Warrants Oct 2018 A	0.634	6.50 per unit	2018/10/15	16,000,000	2017/12/19
20133	Macquarie Bank Ltd.	CKH European Warrants Jun 2018 B	0.698	97.8800	2018/06/26	14,400,000	2017/12/19
20134	Macquarie Bank Ltd.	Minsheng Bank European Wts Jul 2018 B	1.225	6.88 per unit	2018/07/04	8,200,000	2017/12/19
20132	Macquarie Bank Ltd.	HKEX European Warrants Jun 2020 A	0.362	300 per 100 units	2020/06/02	28,000,000	2017/12/19
20131	Macquarie Bank Ltd.	MGM China European Warrants Jan 2019 A	0.370	28.8800	2019/01/03	28,000,000	2017/12/19
20105	SG Issuer	BOCL European Warrants Jul 2018 A	0.250	3.85 per unit	2018/07/31	60,000,000	2017/12/19
20106	SG Issuer	CCB European Warrants Jul 2018 A	0.375	6.88 per unit	2018/07/31	60,000,000	2017/12/19
20107	SG Issuer	CGS European Warrants Jun 2018 A	0.460	6.38 per unit	2018/06/19	22,000,000	2017/12/19
20109	SG Issuer	ICBC European Warrants Jul 2018 A	0.360	6.20 per unit	2018/07/31	60,000,000	2017/12/19
20110	SG Issuer	Meitu European Warrants Jul 2018 A	0.250	12.0000	2018/07/31	50,000,000	2017/12/19
20103	UBS AG	BYD European Warrants Jun 2018 A	0.551	83.8800	2018/06/19	20,000,000	2017/12/19
20102	UBS AG	BYD European Warrants Feb 2019 A	0.164	68.85 per 100 units	2019/02/11	100,000,000	2017/12/19
20101	UBS AG	BYD Electronic European Warrants Jun 2018 A	0.304	18.8800	2018/06/19	40,000,000	2017/12/19
20093	UBS AG	China Coal European Warrants Jun 2018 A	0.250	4.08 per unit	2018/06/19	40,000,000	2017/12/19
20094	UBS AG	China National Building European Wts Apr 2018 B	0.673	7.38 per unit	2018/04/24	15,000,000	2017/12/19
20096	UBS AG	China Shenhua European Warrants May 2018 A	0.187	20.0500	2018/05/29	70,000,000	2017/12/19
20092	UBS AG	ICBC European Warrants Apr 2018 B	0.304	6.29 per unit	2018/04/25	70,000,000	2017/12/19
20100	UBS AG	Stanchart European Warrants Apr 2018 A	0.356	88.9300	2018/04/25	30,000,000	2017/12/19
20091	Bank Vontobel	CHALCO European Warrants Aug 2018 A	0.577	6.28 per unit	2018/08/27	20,000,000	2017/12/19
20089	Bank Vontobel	BOC HK European Warrants Nov 2018 A	0.254	46.8000	2018/11/01	50,000,000	2017/12/19
20090	Bank Vontobel	CITIC Sec European Warrants Aug 2018 A	0.254	15.0000	2018/08/01	50,000,000	2017/12/19
20086	Bank Vontobel	CKH European Warrants Jul 2018 A	0.705	90.0000	2018/07/06	40,000,000	2017/12/19
20087	Bank Vontobel	Ping An European Warrants Jun 2019 A	1.015	88.8800	2019/06/18	50,000,000	2017/12/19

Newly listed derivative warrants (continued)

Code	Issuer	Name of issue	Issue prices (HK\$)	Strike level/ Subscription price (HK\$) per 10 units	Subscription/ exercise period	Unit issued on initial listing	Listing date
20183	BOCI Asia Ltd.	AIA European Warrants Jun 2018 B	0.251	72.0000	2018/06/28	100,000,000	2017/12/20
20185	BOCI Asia Ltd.	BOC HK European Warrants Jul 2018 A	0.250	46.8800	2018/07/30	100,000,000	2017/12/20
20182	BOCI Asia Ltd.	HSBC European Warrants Jul 2018 A	0.251	92.8800	2018/07/23	100,000,000	2017/12/20
20174	Credit Suisse AG	China Life European Warrants Jun 2018 B	0.190	25.9300	2018/06/29	120,000,000	2017/12/20
20175	Credit Suisse AG	Sands China European Warrants May 2018 A	0.170	48.9300	2018/05/31	60,000,000	2017/12/20
20155	Bank of East Asia	Country Garden European Warrants Dec 18A	0.251	15.2800	2018/12/31	40,000,000	2017/12/20
20154	Bank of East Asia	China Shenhua European Warrants Dec 18 A	0.253	21.8800	2018/12/31	40,000,000	2017/12/20
20153	Bank of East Asia	IGG European Warrants Jul 2018 A	0.162	10.6000	2018/07/06	70,000,000	2017/12/20
20152	Bank of East Asia	Tencent European Wts Jun 2018 A	0.159	500 per 100 units	2018/06/04	80,000,000	2017/12/20
20193	Goldman Sachs SP (Asia)	CC Bank European Wts Jun 2018 A	0.202	7.51 per unit	2018/06/29	80,000,000	2017/12/20
20195	Goldman Sachs SP (Asia)	Ch Overseas European Wts Jul 2018A	0.150	25.9300	2018/07/24	80,000,000	2017/12/20
20192	Goldman Sachs SP (Asia)	Galaxy Ent European Wts Apr 2018 C	0.334	65.0500	2018/04/25	80,000,000	2017/12/20
20191	Goldman Sachs SP (Asia)	Galaxy Ent European Wts May 2018 C	0.259	70.0500	2018/05/24	80,000,000	2017/12/20
20194	Goldman Sachs SP (Asia)	HKEX European Warrants Jun 2018 E	0.150	257.28 per 100 units	2018/06/26	150,000,000	2017/12/20
20199	Goldman Sachs SP (Asia)	HSBC European Warrants Jun 2018 D	0.150	90.0500	2018/06/26	80,000,000	2017/12/20
20188	Goldman Sachs SP (Asia)	SHK Ppt European Wts May 2018 B	0.267	136.1000	2018/05/29	40,000,000	2017/12/20
20198	Goldman Sachs SP (Asia)	Tencent European Wt May 2018 R	0.182	444.58 per 100 units	2018/05/07	150,000,000	2017/12/20
20196	Goldman Sachs SP (Asia)	Tencent European Wt Jun 2018 I	0.186	468.20 per 100 units	2018/06/26	150,000,000	2017/12/20
20197	Goldman Sachs SP (Asia)	Tencent European Wt Jun 2018 J	0.150	498.20 per 100 units	2018/06/22	150,000,000	2017/12/20
20167	HK Bank	CC Bank European Warrants Jul 2018 C	0.350	7 per unit	2018/07/31	80,000,000	2017/12/20
20170	HK Bank	Ch Molybdenum European Warrants Jul 2018 A	0.500	5.50 per unit	2018/07/31	40,000,000	2017/12/20
20164	HK Bank	CNBM European Warrants Jun 2018 A	0.650	7.78 per unit	2018/06/29	30,000,000	2017/12/20
20169	HK Bank	CSOP A50 ETF European Warrants Apr 2018 B	0.260	16.78 per unit	2018/04/30	50,000,000	2017/12/20
20161	HK Bank	Fosun Intl European Warrants Jun 2018 A	0.250	18.8800	2018/06/29	60,000,000	2017/12/20
20159	HK Bank	A50 China European Warrants Jun 2018 A	0.500	15.68 per unit	2018/06/29	50,000,000	2017/12/20
20163	HK Bank	GCL-Poly Energy European Warrants Jul 2018 A	0.250	1.48 per unit	2018/07/31	40,000,000	2017/12/20
20160	HK Bank	HKEX European Warrants May 2018 E	0.150	239.08 per 100 units	2018/05/31	100,000,000	2017/12/20
20168	HK Bank	ICBC European Warrants Jul 2018 B	0.300	6.38 per unit	2018/07/31	80,000,000	2017/12/20
20162	HK Bank	Sunny Optical European Warrants Jul 2018 B	0.250	118 per 100 units	2018/07/31	100,000,000	2017/12/20
20203	J P Morgan SP BV	BYD Electronic European Warrants May 18 A	0.197	20.8900	2018/05/31	60,000,000	2017/12/20
20207	J P Morgan SP BV	CGS European Warrants Jul 2018 A	0.271	6.66 per unit	2018/07/31	40,000,000	2017/12/20
20213	J P Morgan SP BV	CITIC European Warrants Dec 2019 A	0.167	11.5100	2019/12/20	60,000,000	2017/12/20
20204	J P Morgan SP BV	CNOOC European Warrants Jun 2018 A	0.316	13.13 per unit	2018/06/29	100,000,000	2017/12/20
20220	J P Morgan SP BV	Ch Overseas European Warrants May 2018 A	0.154	26.8200	2018/05/31	80,000,000	2017/12/20
20222	J P Morgan SP BV	Ch State Con European Warrants Dec 2018 A	0.154	12.7000	2018/12/20	80,000,000	2017/12/20
20219	J P Morgan SP BV	China Shenhua European Wts Dec 2018 A	0.192	21.8200	2018/12/24	100,000,000	2017/12/20
20226	J P Morgan SP BV	Dongfeng Motor European Wts Dec 2018 A	0.152	9.5900	2018/12/20	80,000,000	2017/12/20
20225	J P Morgan SP BV	Galaxy Ent European Warrants Jun 2018 B	0.342	71.7100	2018/06/19	100,000,000	2017/12/20
20208	J P Morgan SP BV	GJ Int'l European Warrants Jul 2018 A	0.267	2.82 per unit	2018/07/31	40,000,000	2017/12/20
20216	J P Morgan SP BV	HSBC European Warrants May 2018 B	0.206	86.9300	2018/05/30	100,000,000	2017/12/20
20200	J P Morgan SP BV	HSBC European Warrants Aug 2018 A	0.252	92.9200	2018/08/31	100,000,000	2017/12/20
20202	J P Morgan SP BV	HSBC European Put Warrants Jul 2018 B	0.261	72.7200	2018/07/04	100,000,000	2017/12/20
20217	J P Morgan SP BV	MCC European Warrants Aug 2018 A	0.353	2.62 per unit	2018/08/31	30,000,000	2017/12/20

Newly listed derivative warrants (continued)

Code	Issuer	Name of issue	Issue prices (HK\$)	Strike level/ Subscription price (HK\$) per 10 units	Subscription/ exercise period	Unit issued on initial listing	Listing date
20212	J P Morgan SP BV	Meitu European Warrants Mar 2018 B	0.154	12.2900	2018/03/23	70,000,000	2017/12/20
20223	J P Morgan SP BV	Sands China European Warrants Jun 2018 A	0.162	48.8800	2018/06/01	100,000,000	2017/12/20
20224	J P Morgan SP BV	Sands China European Put Wts Jul 2018 B	0.334	38.3800	2018/07/03	100,000,000	2017/12/20
20206	J P Morgan SP BV	Wynn Macau European Warrants Aug 2018 A	0.252	29.9200	2018/08/02	60,000,000	2017/12/20
20158	Macquarie Bank Ltd.	BYD European Warrants May 2020 A	0.250	74.88 per 100 units	2020/05/04	40,000,000	2017/12/20
20157	Macquarie Bank Ltd.	China Life European Wts Jul 2018 D	0.275	24.8800	2018/07/26	37,000,000	2017/12/20
20173	Macquarie Bank Ltd.	Swire Pacific A European Wts Dec18A	0.554	81.8800	2018/12/04	18,200,000	2017/12/20
20156	Macquarie Bank Ltd.	WH Group European Warrants Dec 2018 A	1.459	11.88 per unit	2018/12/18	6,900,000	2017/12/20
20186	SG Issuer	HSBC European Warrants Jul 2018 C	0.250	94.5000	2018/07/31	100,000,000	2017/12/20
20187	SG Issuer	Tencent European Warrants May 2018 M	0.150	508.20 per 100 units	2018/05/31	200,000,000	2017/12/20
20179	UBS AG	Air China European Warrants Jun 2018 A	1.001	10.88 per unit	2018/06/19	15,000,000	2017/12/20
20178	UBS AG	China East Air European Warrants Jun 2018 A	0.549	5.98 per unit	2018/06/19	20,000,000	2017/12/20
20177	UBS AG	MGM China European Warrants Jun 2018 A	0.250	28.8800	2018/06/19	40,000,000	2017/12/20
20181	UBS AG	Sands China European Warrants May 2018 A	0.158	48.9300	2018/05/29	70,000,000	2017/12/20
20180	UBS AG	Sunny Optical European Warrants Mar 2018 A	0.190	97.93 per 100 units	2018/03/22	100,000,000	2017/12/20
19779#	HK Bank	Ping An European Warrants Dec 2020 A	0.168	83.88 per 100 units	2020/12/31	700,000,000	2017/12/20
20266	BOCI Asia Ltd.	Agricultural Bk European Wts May 2018 A	0.156	4.09 per unit	2018/05/28	100,000,000	2017/12/21
20271	BOCI Asia Ltd.	CKA European Warrants Jun 2018 A	0.173	78.0500	2018/06/04	60,000,000	2017/12/21
20268	BOCI Asia Ltd.	Ch Overseas European Warrants Jun 2018 A	0.152	28.0500	2018/06/29	100,000,000	2017/12/21
20269	BOCI Asia Ltd.	SHK Ppt European Warrants Jun 2018 A	0.655	138.9800	2018/06/26	25,000,000	2017/12/21
20265	Credit Suisse AG	China Huarong European Warrants Jul 2018A	0.280	4.08 per unit	2018/07/31	40,000,000	2017/12/21
20262	Credit Suisse AG	Galaxy Ent European Warrants Jun 2018 A	0.320	73.0800	2018/06/29	50,000,000	2017/12/21
20263	Credit Suisse AG	Ping An European Warrants Oct 2018 B	1.160	78.0000	2018/10/04	150,000,000	2017/12/21
20264	Credit Suisse AG	Zijin Mining European Warrants Jun 2018 A	0.250	3.08 per unit	2018/06/29	40,000,000	2017/12/21
20280	Goldman Sachs SP (Asia)	CITIC European Warrants Jul 2018 A	0.284	12.28 per unit	2018/07/31	60,000,000	2017/12/21
20278	Goldman Sachs SP (Asia)	CKA European Warrants Jun 2018 A	0.200	73.3800	2018/06/26	50,000,000	2017/12/21
20277	Goldman Sachs SP (Asia)	CKH European Wts Jun 2018 A	0.168	110.1000	2018/06/22	60,000,000	2017/12/21
20272	Goldman Sachs SP (Asia)	China Mobile Euro Wts Apr 2018 D	0.150	80.9300	2018/04/23	80,000,000	2017/12/21
20274	Goldman Sachs SP (Asia)	China Mobile Euro Wts May 2018 B	0.343	77.5500	2018/05/28	60,000,000	2017/12/21
20276	Goldman Sachs SP (Asia)	Greatwall Motor Eur Wts Mar 2019 A	0.201	8.8900	2019/03/22	80,000,000	2017/12/21
20281	Goldman Sachs SP (Asia)	HS H-SHARE European Wts Jul 2018 A	0.250	128.2800	2018/07/04	50,000,000	2017/12/21
20284	Goldman Sachs SP (Asia)	ICBC European Warrants Jun 2018 A	0.181	7.19 per unit	2018/06/22	80,000,000	2017/12/21
20275	Goldman Sachs SP (Asia)	Lenovo European Wts Jun 2018 B	0.250	4.61 per unit	2018/06/22	40,000,000	2017/12/21
20282	Goldman Sachs SP (Asia)	Stanchart European Wts Jun 2018 A	0.250	89.8800	2018/06/29	40,000,000	2017/12/21
20255	HK Bank	CC Bank European Warrants Jul 2018 D	0.250	7.88 per unit	2018/07/31	80,000,000	2017/12/21
20257	HK Bank	CNOOC European Warrants Jun 2018 A	0.550	11.68 per unit	2018/06/29	40,000,000	2017/12/21
20256	HK Bank	CNOOC European Warrants Sep 2018 A	0.440	12.68 per unit	2018/09/28	40,000,000	2017/12/21
20240	HK Bank	Sinopec Corp European Warrants Sep 2018 A	0.250	6.28 per unit	2018/09/28	50,000,000	2017/12/21
20245	HK Bank	Galaxy Ent European Warrants Jun 2018 B	0.300	71.8800	2018/06/29	80,000,000	2017/12/21
20244	HK Bank	Galaxy Ent European Put Warrants Jun 2018 A	0.260	52.8800	2018/06/29	50,000,000	2017/12/21
20258	HK Bank	Lenovo European Warrants Jul 2018 A	0.250	4.88 per unit	2018/07/31	50,000,000	2017/12/21
20238	HK Bank	PICC European Warrants Dec 2018 A	0.150	17.9000	2018/12/24	80,000,000	2017/12/21
20239	HK Bank	Ping An European Warrants Jun 2018 A	0.500	90.0000	2018/06/29	80,000,000	2017/12/21

Newly listed derivative warrants (continued)

Code	Issuer	Name of issue	Issue prices (HK\$)	Strike level/ Subscription price (HK\$) per 10 units	Subscription/ exercise period	Unit issued on initial listing	Listing date
20241	HK Bank	Ping An European Warrants Jul 2018 A	0.800	82.8800	2018/07/31	80,000,000	2017/12/21
20242	HK Bank	Ping An European Warrants Aug 2018 A	0.700	86.8800	2018/08/31	80,000,000	2017/12/21
20243	HK Bank	Ping An European Warrants Sep 2018 A	0.540	92.8800	2018/09/28	80,000,000	2017/12/21
20246	HK Bank	Sands China European Warrants Jun 2018 B	0.250	45.8800	2018/06/29	80,000,000	2017/12/21
20288	Haitong Int'l Sec	CC Bank European Warrants May 2018 A	0.290	7.888 per unit	2018/05/21	100,000,000	2017/12/21
20289	Haitong Int'l Sec	CC Bank European Warrants Sep 2018 B	0.340	8 per unit	2018/09/28	100,000,000	2017/12/21
20290	Haitong Int'l Sec	CC Bank European Warrants Dec 2018 A	0.450	8 per unit	2018/12/31	100,000,000	2017/12/21
20249	Haitong Int'l Sec	HKEX European Warrants Jun 2018 C	0.150	251.08 per 100 units	2018/06/22	150,000,000	2017/12/21
20250	Haitong Int'l Sec	HKEX European Warrants Sep 2018 B	0.156	260.20 per 100 units	2018/09/24	150,000,000	2017/12/21
20247	Haitong Int'l Sec	HKEX European Warrants Oct 2018 D	0.212	248.20 per 100 units	2018/10/29	150,000,000	2017/12/21
20291	Haitong Int'l Sec	ICBC European Warrants Sep 2018 A	0.400	6.75 per unit	2018/09/28	100,000,000	2017/12/21
20293	Haitong Int'l Sec	ICBC European Warrants Sep 2018 B	0.250	7.50 per unit	2018/09/28	100,000,000	2017/12/21
20294	Haitong Int'l Sec	Ping An European Warrants Sep 2018 A	0.877	85.0000	2018/09/28	80,000,000	2017/12/21
20295	Haitong Int'l Sec	Ping An European Warrants Sep 2018 B	0.991	82.0000	2018/09/28	80,000,000	2017/12/21
20296	Haitong Int'l Sec	Ping An European Warrants Sep 2018 C	0.746	88.8800	2018/09/28	80,000,000	2017/12/21
20287	J P Morgan SP BV	AAC Tech European Put Warrants Aug 2018 C	0.253	127.27 per 100 units	2018/08/02	80,000,000	2017/12/21
20286	J P Morgan SP BV	ICBC European Warrants Jul 2018 A	0.298	6.70 per unit	2018/07/13	100,000,000	2017/12/21
20253	Macquarie Bank Ltd.	AAC Tech European Wts Oct 2018 A	2.278	188.8800	2018/10/02	4,400,000	2017/12/21
20235	Macquarie Bank Ltd.	China Mobile European Wts Aug 2018 B	0.545	80.0000	2018/08/31	19,000,000	2017/12/21
20237	Macquarie Bank Ltd.	HSBC European Warrants Jun 2018 D	1.766	95 per unit	2018/06/29	6,000,000	2017/12/21
20236	Macquarie Bank Ltd.	HSBC European Warrants Aug 2018 C	0.362	88.8800	2018/08/27	28,000,000	2017/12/21
20233	Macquarie Bank Ltd.	HSBC European Put Warrants Sep 2018 B	0.356	67.5000	2018/09/28	29,000,000	2017/12/21
20254	Macquarie Bank Ltd.	Lenovo European Warrants Jul 2018 A	0.254	5.13 per unit	2018/07/04	40,000,000	2017/12/21
20252	Macquarie Bank Ltd.	Ping An European Warrants Jan 2019 A	1.278	82.0000	2019/01/03	8,000,000	2017/12/21
20259	UBS AG	CSPC Pharma European Warrants Oct 2018 A	0.285	18.3800	2018/10/03	40,000,000	2017/12/21
20260	UBS AG	Fosun Pharma European Warrants Dec 2018 A	1.034	58.8800	2018/12/10	11,000,000	2017/12/21
20261	UBS AG	Sh Pharma European Warrants Dec 2018 A	0.250	26.8800	2018/12/10	40,000,000	2017/12/21
20228	Bank Vontobel	CC Bank European Warrants May 2018 B	0.259	7.51 per unit	2018/05/24	50,000,000	2017/12/21
20229	Bank Vontobel	CNOOC European Warrants Aug 2018 A	0.252	14.88 per unit	2018/08/31	40,000,000	2017/12/21
20251	Bank Vontobel	Galaxy Ent European Warrants Jun 2018 B	0.257	73.8800	2018/06/28	50,000,000	2017/12/21
20227	Bank Vontobel	HSBC European Warrants Aug 2018 B	0.253	88.8000	2018/08/30	40,000,000	2017/12/21
20230	Bank Vontobel	PetroChina European Warrants May 2018 B	0.150	6.49 per unit	2018/05/07	70,000,000	2017/12/21
19579#	J P Morgan SP BV	Ping An European Warrants Dec 2020 A	0.141	83.83 per 100 units	2020/12/31	1,000,000,000	2017/12/21
20331	Credit Suisse AG	AIA European Warrants Jun 2018 B	0.250	72.3800	2018/06/29	70,000,000	2017/12/22
20333	Credit Suisse AG	CKH Holdings European Warrants Jun 2018 A	0.200	110.1000	2018/06/28	50,000,000	2017/12/22
20338	Credit Suisse AG	Sinopec Corp European Warrants Jun 2018 A	0.270	6.15 per unit	2018/06/29	50,000,000	2017/12/22
20335	Credit Suisse AG	Geely Auto European Warrants May 2018 A	0.220	29.7500	2018/05/09	80,000,000	2017/12/22
20320	Credit Suisse AG	HKEX European Warrants Sep 2018 A	0.150	265.40 per 100 units	2018/09/24	200,000,000	2017/12/22
20334	Credit Suisse AG	HSBC European Wts Jun 2018 B	0.170	90.0500	2018/06/29	100,000,000	2017/12/22
20332	Credit Suisse AG	MTRC European Warrants Jun 2018 A	0.250	49.8800	2018/06/29	40,000,000	2017/12/22
20337	Credit Suisse AG	PICC European Warrants Sep 2018 A	0.150	16.9000	2018/09/03	100,000,000	2017/12/22
20339	Credit Suisse AG	SHK Ppt European Warrants Apr 2018 A	0.200	141.9800	2018/04/30	50,000,000	2017/12/22
20357	Goldman Sachs SP (Asia)	AAC Tech Euro Wts Apr 2018 A	0.170	150.38 per 100 units	2018/04/23	60,000,000	2017/12/22

Newly listed derivative warrants (continued)

Code	Issuer	Name of issue	Issue prices (HK\$)	Strike level/ Subscription price (HK\$) per 10 units	Subscription/ exercise period	Unit issued on initial listing	Listing date
20358	Goldman Sachs SP (Asia)	AAC Tech Euro Wts Jun 2018 A	0.150	168.98 per 100 units	2018/06/22	70,000,000	2017/12/22
20347	Goldman Sachs SP (Asia)	CITIC Bank European Wts Apr 2018 A	0.200	5.21 per unit	2018/04/26	50,000,000	2017/12/22
20349	Goldman Sachs SP (Asia)	CITIC Bank European Wts Jun 2018 A	0.200	5.39 per unit	2018/06/22	50,000,000	2017/12/22
20344	Goldman Sachs SP (Asia)	CITIC Sec European Wts Sep 2018 A	0.150	16.9000	2018/09/20	80,000,000	2017/12/22
20346	Goldman Sachs SP (Asia)	CITIC Sec European Wts Dec 2018 A	0.150	19.8200	2018/12/24	80,000,000	2017/12/22
20342	Goldman Sachs SP (Asia)	CKH European Wts Jul 2018 A	0.200	118.1000	2018/07/26	50,000,000	2017/12/22
20350	Goldman Sachs SP (Asia)	China Life Euro Wts Jun 2018 B	0.150	25.9300	2018/06/26	80,000,000	2017/12/22
20343	Goldman Sachs SP (Asia)	Haitong Sec Euro Wts May 2018 A	0.342	12.82 per unit	2018/05/24	40,000,000	2017/12/22
20356	Goldman Sachs SP (Asia)	Ping An European Wts Jun 2018 H	0.434	89.3300	2018/06/29	80,000,000	2017/12/22
20318	HK Bank	AAC Tech European Warrants Jun 2018 E	0.150	179.88 per 100 units	2018/06/25	150,000,000	2017/12/22
20317	HK Bank	AAC Tech European Warrants Jul 2018 A	0.260	136.88 per 100 units	2018/07/31	150,000,000	2017/12/22
20304	HK Bank	BYD European Warrants Feb 2019 A	0.150	68.85 per 100 units	2019/02/11	100,000,000	2017/12/22
20306	HK Bank	China Taiping European Warrants Jul 2018 A	0.250	32.3800	2018/07/31	50,000,000	2017/12/22
20298	HK Bank	Dongfeng Motor European Warrants May 2019 A	0.150	11.6900	2019/05/24	80,000,000	2017/12/22
20303	HK Bank	Evergrande European Warrants Sep 2018 A	0.300	30.8800	2018/09/28	40,000,000	2017/12/22
20299	HK Bank	GAC European Warrants Jul 2018 A	0.250	21.3800	2018/07/31	80,000,000	2017/12/22
20315	HK Bank	Geely Auto European Warrants Jul 2018 A	0.420	24.8800	2018/07/31	150,000,000	2017/12/22
20316	HK Bank	Geely Auto European Warrants Jul 2018 B	0.250	29.8800	2018/07/31	150,000,000	2017/12/22
20305	HK Bank	Kingdee Intl European Warrants Jun 2018 A	0.300	4.80 per unit	2018/06/29	50,000,000	2017/12/22
20308	HK Bank	Ping An European Warrants Dec 2018 A	1.000	84.0000	2018/12/31	80,000,000	2017/12/22
20301	HK Bank	Stanchart European Warrants Jun 2018 A	0.260	90.8800	2018/06/29	40,000,000	2017/12/22
20302	HK Bank	SUNAC European Warrants Aug 2018 A	0.600	38.0000	2018/08/31	40,000,000	2017/12/22
20329	Macquarie Bank Ltd.	KB Laminates European Warrants Sep 18A	0.317	15.1500	2018/09/18	32,000,000	2017/12/22
20330	Macquarie Bank Ltd.	Ping An European Warrants Jan 2021 A	0.191	83.78 per 100 units	2021/01/05	53,000,000	2017/12/22
20322	UBS AG	BEA European Warrants Nov 2018 A	0.152	40.2300	2018/11/27	70,000,000	2017/12/22
20328	UBS AG	BOCL European Warrants Mar 2018 A	0.167	3.86 per unit	2018/03/21	60,000,000	2017/12/22
20321	UBS AG	China Life European Warrants Mar 2018 C	0.150	24.6300	2018/03/22	100,000,000	2017/12/22
20323	UBS AG	China Life European Warrants Aug 2018 A	0.150	27.5500	2018/08/28	100,000,000	2017/12/22
20326	UBS AG	Galaxy Ent European Warrants Jun 2018 B	0.250	78.8800	2018/06/21	40,000,000	2017/12/22
20325	UBS AG	MTRC European Warrants Jun 2018 A	0.162	49.5400	2018/06/22	70,000,000	2017/12/22
20324	UBS AG	PWR Assets European Warrants Dec 2018 A	0.507	78.8800	2018/12/17	20,000,000	2017/12/22
20314	Bank Vontobel	HKEX European Warrants Jan 2020 A	0.309	238.90 per 100 units	2020/01/03	100,000,000	2017/12/22
20309	Bank Vontobel	HSBC European Warrants Jan 2020 A	0.509	88.8800	2020/01/03	40,000,000	2017/12/22
20311	Bank Vontobel	Ping An European Warrants Dec 2020 A	0.173	83.88 per 100 units	2020/12/30	200,000,000	2017/12/22
20313	Bank Vontobel	Tencent European Warrants Jan 2020 A	0.780	400 per 100 units	2020/01/06	100,000,000	2017/12/22
20369	Credit Suisse AG	AAC Tech European Warrants May 2018 A	0.150	168.10 per 100 units	2018/05/11	100,000,000	2017/12/27
20371	Credit Suisse AG	Angang Steel European Warrants Jun 2018 A	0.850	7.99 per unit	2018/06/29	30,000,000	2017/12/27
20370	Credit Suisse AG	BYD Electronic European Wts Jun 2018 B	0.250	17.3800	2018/06/29	40,000,000	2017/12/27
20375	Credit Suisse AG	China EB Ltd European Warrants Aug 2018 A	0.167	19.5200	2018/08/29	60,000,000	2017/12/27
20374	Credit Suisse AG	Baiyunshan Ph European Warrants Jun 2018A	0.280	26.9300	2018/06/12	40,000,000	2017/12/27
20373	Credit Suisse AG	PetroChina European Warrants Apr 2018 A	0.170	5.96 per unit	2018/04/30	60,000,000	2017/12/27
20383	Goldman Sachs SP (Asia)	CAM CSI300 European Wts Jun 2018 B	0.250	50.5000	2018/06/29	80,000,000	2017/12/27
20382	Goldman Sachs SP (Asia)	BOCL European Warrants Jul 2018 B	0.150	4.02 per unit	2018/07/24	80,000,000	2017/12/27

Newly listed derivative warrants (continued)

Code	Issuer	Name of issue	Issue prices (HK\$)	Strike level/ Subscription price (HK\$) per 10 units	Subscription/ exercise period	Unit issued on initial listing	Listing date
20389	Goldman Sachs SP (Asia)	CNOOC European Warrants May 2018 B	0.235	12.90 per unit	2018/05/24	80,000,000	2017/12/27
20381	Goldman Sachs SP (Asia)	CNOOC European Warrants Jun 2018 A	0.313	12.28 per unit	2018/06/28	80,000,000	2017/12/27
20379	Goldman Sachs SP (Asia)	PetroChina European Wts May 2018 C	0.295	5.51 per unit	2018/05/24	80,000,000	2017/12/27
20380	Goldman Sachs SP (Asia)	PetroChina European Wts May 2018 D	0.150	6.21 per unit	2018/05/24	80,000,000	2017/12/27
20385	Goldman Sachs SP (Asia)	Ping An European Wts Sep 2018 A	0.609	84.8800	2018/09/26	80,000,000	2017/12/27
20387	Goldman Sachs SP (Asia)	Ping An European Wts Sep 2018 B	0.529	87.8800	2018/09/27	80,000,000	2017/12/27
20388	Goldman Sachs SP (Asia)	Ping An European Wts Sep 2018 C	0.457	90.8800	2018/09/28	80,000,000	2017/12/27
20376	Goldman Sachs SP (Asia)	Tencent European Wt Jun 2018 K	0.272	424.08 per 100 units	2018/06/11	150,000,000	2017/12/27
20378	Goldman Sachs SP (Asia)	Tencent European Wt Jun 2018 L	0.250	452 per 100 units	2018/06/28	150,000,000	2017/12/27
20360	HK Bank	HSCEI European Put Warrants Dec 2018 A	0.250	10,688 per 4,500 units	2018/12/28	150,000,000	2017/12/27
20367	HK Bank	HSI European Warrants Jun 2018 E	0.250	29,388 per 6,600 units	2018/06/28	150,000,000	2017/12/27
20359	HK Bank	HSI European Put Warrants Jun 2018 D	0.250	27,988 per 6,600 units	2018/06/28	150,000,000	2017/12/27
20363	HK Bank	Ping An European Warrants Dec 2019 A	0.930	93.2800	2019/12/31	60,000,000	2017/12/27
20364	HK Bank	Sunny Optical European Warrants Aug 2018 B	0.250	98.88 per 100 units	2018/08/31	80,000,000	2017/12/27
20368	J P Morgan SP BV	Ping An European Warrants Jun 2021 A	0.251	85 per 100 units	2021/06/30	1,000,000,000	2017/12/27
20413	BOCI Asia Ltd.	CM Bank European Warrants Jul 2018 A	0.196	33.9300	2018/07/30	60,000,000	2017/12/28
20415	BOCI Asia Ltd.	China Unicom European Warrants Jun 2018 A	0.535	11.90 per unit	2018/06/25	20,000,000	2017/12/28
20417	BOCI Asia Ltd.	HKEX European Put Warrants May 2018 D	0.151	227.80 per 100 units	2018/05/28	100,000,000	2017/12/28
20414	BOCI Asia Ltd.	Lenovo European Warrants Jun 2018 A	0.185	4.91 per unit	2018/06/26	60,000,000	2017/12/28
20412	BOCI Asia Ltd.	Sunny Optical European Warrants Jun 2018 D	0.228	96.93 per 100 units	2018/06/25	100,000,000	2017/12/28
20416	BOCI Asia Ltd.	ZTE European Warrants Jun 2018 A	0.311	34.9300	2018/06/28	50,000,000	2017/12/28
20394	BNP Paribas Issuance B.V.	CC Bank Euro Wts Aug 2018 A	0.280	7.80 per unit	2018/08/02	40,000,000	2017/12/28
20399	BNP Paribas Issuance B.V.	Minsheng Bk Euro Wt Nov 2018 A	0.450	8.80 per unit	2018/11/02	40,000,000	2017/12/28
20392	BNP Paribas Issuance B.V.	Ch Mobile Euro Wts Aug 2018 A	0.260	84.0000	2018/08/02	40,000,000	2017/12/28
20391	BNP Paribas Issuance B.V.	Geely Auto Euro Wts Aug 2018 B	0.400	28.0000	2018/08/02	60,000,000	2017/12/28
20390	BNP Paribas Issuance B.V.	Geely Auto Euro Wts Jan 2019 A	0.470	30.8000	2019/01/03	60,000,000	2017/12/28
20395	BNP Paribas Issuance B.V.	Galaxy Ent Euro Wts Aug 2018 A	0.500	69.0000	2018/08/02	40,000,000	2017/12/28
20400	BNP Paribas Issuance B.V.	Ping An European Wt Aug 2018 A	0.640	90.0000	2018/08/02	60,000,000	2017/12/28
20444	Credit Suisse AG	CGN Power European Warrants Jul 2018 A	0.250	2.48 per unit	2018/07/31	40,000,000	2017/12/28
20442	Credit Suisse AG	China Life European Warrants Jun 2018 C	0.150	27.5500	2018/06/26	120,000,000	2017/12/28
20446	Credit Suisse AG	CNOOC European Warrants Apr 2018 A	0.350	12.20 per unit	2018/04/30	40,000,000	2017/12/28
20445	Credit Suisse AG	GAC European Warrants Jun 2018 A	0.250	20.0800	2018/06/29	40,000,000	2017/12/28
20443	Credit Suisse AG	Meitu European Warrants Jun 2018 A	0.250	12.1800	2018/06/29	40,000,000	2017/12/28
20448	Credit Suisse AG	PICC Group European Warrants May 2018 B	0.320	4.19 per unit	2018/05/31	40,000,000	2017/12/28
20441	Credit Suisse AG	Ping An European Warrants Jan 2021 A	0.250	86.28 per 100 units	2021/01/29	300,000,000	2017/12/28
20447	Credit Suisse AG	SUNAC European Warrants Jun 2018 A	0.700	33.0800	2018/06/29	15,000,000	2017/12/28
20454	Goldman Sachs SP (Asia)	Ch Comm Cons Euro Wts Jun 2018 A	0.457	8.99 per unit	2018/06/08	30,000,000	2017/12/28
20450	Goldman Sachs SP (Asia)	CKH European Wts Jun 2018 B	0.264	98.8800	2018/06/28	50,000,000	2017/12/28
20453	Goldman Sachs SP (Asia)	China Mobile Euro Wts Jun 2018 C	0.150	90.0500	2018/06/25	80,000,000	2017/12/28
20452	Goldman Sachs SP (Asia)	China Unicom Euro Wts Jun 2018 B	0.298	12.20 per unit	2018/06/22	50,000,000	2017/12/28
20451	Goldman Sachs SP (Asia)	Galaxy Ent European Wts Jun 2018 A	0.256	73.9800	2018/06/28	80,000,000	2017/12/28
20449	Goldman Sachs SP (Asia)	HSBC European Warrants Jun 2018 E	0.161	84.8900	2018/06/11	80,000,000	2017/12/28
20455	Goldman Sachs SP (Asia)	Kingsoft European Wts Jun 2018 A	0.200	27.4300	2018/06/22	50,000,000	2017/12/28

Newly listed derivative warrants (continued)

Code	Issuer	Name of issue	Issue prices (HK\$)	Strike level/ Subscription price (HK\$) per 10 units	Subscription/ exercise period	Unit issued on initial listing	Listing date
20457	Goldman Sachs SP (Asia)	SHK Ppt European Wts Jun 2018 A	0.251	155.1000	2018/06/22	40,000,000	2017/12/28
20401	HK Bank	China Life European Warrants Sep 2018 B	0.190	26.8500	2018/09/24	80,000,000	2017/12/28
20405	HK Bank	Greatwall Motor European Warrants Mar 2019 A	0.220	8.8900	2019/03/29	50,000,000	2017/12/28
20403	HK Bank	PetroChina European Warrants Jul 2018 B	0.270	5.88 per unit	2018/07/31	40,000,000	2017/12/28
20402	HK Bank	SUNAC European Warrants Jul 2018 A	0.500	33.0000	2018/07/31	40,000,000	2017/12/28
20409	HK Bank	Tencent European Put Warrants Jun 2018 F	0.250	349.88 per 100 units	2018/06/29	100,000,000	2017/12/28
20440	Macquarie Bank Ltd.	BOCL European Warrants Sep 2018 A	0.250	4.18 per unit	2018/09/04	40,000,000	2017/12/28
20439	Macquarie Bank Ltd.	Henganintl European Wts Oct 2018 A	0.657	108.8800	2018/10/03	15,500,000	2017/12/28
20435	Macquarie Bank Ltd.	HKEX European Warrants Jan 2020 A	0.268	338.88 per 100 units	2020/01/03	70,000,000	2017/12/28
20438	Macquarie Bank Ltd.	Li & Fung European Warrants Nov 2018 A	0.539	5.50 per unit	2018/11/02	19,000,000	2017/12/28
20437	Macquarie Bank Ltd.	Sands China European Wts Aug 2018 A	1.933	50.88 per unit	2018/08/02	5,250,000	2017/12/28
20434	Macquarie Bank Ltd.	Tencent European Warrants Aug 2018 B	1.161	598.8800	2018/08/01	8,700,000	2017/12/28
20433	Macquarie Bank Ltd.	Zoomlion European Warrants Apr 2019 A	0.872	3.58 per unit	2019/04/01	11,500,000	2017/12/28
20419	SG Issuer	KECL European Warrants Jul 2018 B	0.730	8.88 per unit	2018/07/31	15,000,000	2017/12/28
20421	SG Issuer	KECL European Warrants Nov 2018 A	0.820	9.48 per unit	2018/11/30	15,000,000	2017/12/28
20432	UBS AG	China Cinda European Warrants Jun 2018 A	0.265	3.29 per unit	2018/06/06	40,000,000	2017/12/28
20429	UBS AG	CPIC European Warrants Jul 2018 A	0.248	45.9300	2018/07/03	70,000,000	2017/12/28
20422	UBS AG	HSBC European Warrants Jun 2018 A	0.173	90.0500	2018/06/26	100,000,000	2017/12/28
20426	UBS AG	NCI European Warrants May 2018 A	0.576	58.9300	2018/05/23	30,000,000	2017/12/28
20430	UBS AG	PICC European Warrants Sep 2018 A	0.151	16.9000	2018/09/03	70,000,000	2017/12/28
20428	UBS AG	PICC Group European Warrants Jul 2018 A	0.375	4.38 per unit	2018/07/16	40,000,000	2017/12/28
20423	UBS AG	Tencent European Warrants Apr 2018 F	1.333	496.0800	2018/04/25	30,000,000	2017/12/28
20424	UBS AG	Tencent European Warrants May 2018 I	0.152	500.28 per 100 units	2018/05/28	300,000,000	2017/12/28
28978 [#]	Credit Suisse AG	HKEX European Warrants Mar 2018 A	0.068	250.98 per 100 units	2018/03/29	150,000,000	2017/12/28
18695 [#]	Credit Suisse AG	Tencent Holdings European Wts May 2018 C	0.163	453.88 per 100 units	2018/05/14	65,000,000	2017/12/28
18756 [#]	Credit Suisse AG	Tencent Holdings European Wts May 2018 D	0.134	469.88 per 100 units	2018/05/14	80,000,000	2017/12/28
18760 [#]	Credit Suisse AG	Tencent Holdings European Wts May 2018 F	0.128	486.08 per 100 units	2018/05/31	80,000,000	2017/12/28
19579 [#]	J P Morgan SP BV	Ping An European Warrants Dec 2020 A	0.175	83.83 per 100 units	2020/12/31	2,000,000,000	2017/12/28
20462	BOCI Asia Ltd.	HSCEI European Warrants Dec 2018 A	0.150	13,000 per 4,000 units	2018/12/28	100,000,000	2017/12/29
20463	BOCI Asia Ltd.	HSCEI European Put Warrants Dec 2018 B	0.254	11,200 per 4,000 units	2018/12/28	100,000,000	2017/12/29
20459	BOCI Asia Ltd.	HSI European Warrants Jun 2018 A	0.197	30,000 per 6,000 units	2018/06/28	100,000,000	2017/12/29
20458	BOCI Asia Ltd.	HSI European Warrants Jan 2019 A	0.157	32,000 per 8,000 units	2019/01/30	100,000,000	2017/12/29
20460	BOCI Asia Ltd.	HSI European Put Warrants Jun 2018 B	0.158	28,600 per 8,000 units	2018/06/28	100,000,000	2017/12/29
20467	BNP Paribas Issuance B.V.	HKEX European Wts Jan 2019 C	0.260	265 per 100 units	2019/01/03	100,000,000	2017/12/29
20465	BNP Paribas Issuance B.V.	HSBC European Wts Jul 2018 D	0.300	82.0000	2018/07/04	40,000,000	2017/12/29
20466	BNP Paribas Issuance B.V.	HSBC European Wts Jan 2019 B	0.270	90.0000	2019/01/03	40,000,000	2017/12/29
20469	BNP Paribas Issuance B.V.	PetroCh Euro Wts Jun 2018 A	0.220	6 per unit	2018/06/04	50,000,000	2017/12/29
20464	BNP Paribas Issuance B.V.	Tencent Euro Wts Oct 2018 G	0.360	468 per 100 units	2018/10/03	80,000,000	2017/12/29
20502	Credit Suisse AG	BJ Ent Water European Warrants Jun 2018 A	0.870	6.66 per unit	2018/06/29	20,000,000	2017/12/29
20505	Credit Suisse AG	Car Inc European Warrants Jun 2018 A	0.650	7.77 per unit	2018/06/29	30,000,000	2017/12/29
20512	Credit Suisse AG	Ch Comm Cons European Warrants Jul 2018 A	0.550	9.99 per unit	2018/07/31	20,000,000	2017/12/29
20508	Credit Suisse AG	China Re European Warrants Dec 2018 A	0.250	1.99 per unit	2018/12/31	40,000,000	2017/12/29
20503	Credit Suisse AG	China Railway European Warrants Jun 2018A	0.250	7.35 per unit	2018/06/29	40,000,000	2017/12/29

Newly listed derivative warrants (continued)

Code	Issuer	Name of issue	Issue prices (HK\$)	Strike level/ Subscription price (HK\$) per 10 units	Subscription/ exercise period	Unit issued on initial listing	Listing date
20511	Credit Suisse AG	CRCC European Warrants May 2018 A	0.400	10.52 per unit	2018/05/31	25,000,000	2017/12/29
20514	Credit Suisse AG	CRRC European Warrants Apr 2018 A	0.680	8.31 per unit	2018/04/30	25,000,000	2017/12/29
20515	Credit Suisse AG	CRRC European Warrants Jun 2018 A	0.460	9.39 per unit	2018/06/01	25,000,000	2017/12/29
20510	Credit Suisse AG	Geely Auto European Put Wts Jun 2018 A	0.250	20.6800	2018/06/29	40,000,000	2017/12/29
20507	Credit Suisse AG	Henganintl European Warrants Jun 2018 A	0.500	99.8800	2018/06/29	20,000,000	2017/12/29
20500	Credit Suisse AG	KECL European Warrants Jun 2018 A	0.450	9.68 per unit	2018/06/29	35,000,000	2017/12/29
20509	Credit Suisse AG	Stanchart European Warrants Jun 2018 A	0.350	92.8800	2018/06/29	30,000,000	2017/12/29
20504	Credit Suisse AG	Travelsky Tech European Wts Jul 2018 A	0.300	26.2800	2018/07/31	35,000,000	2017/12/29
20506	Credit Suisse AG	Xinyi Solar European Warrants Jun 2018 A	0.360	3.28 per unit	2018/06/29	30,000,000	2017/12/29
20518	Goldman Sachs SP (Asia)	AIA European Warrants Jun 2018 D	0.250	72.8800	2018/06/29	80,000,000	2017/12/29
20526	Goldman Sachs SP (Asia)	Country Garden Euro Wts Oct 2018 A	0.200	14.8200	2018/10/24	50,000,000	2017/12/29
20522	Goldman Sachs SP (Asia)	CM Bank European Wts Apr 2018 B	0.167	33.8500	2018/04/30	60,000,000	2017/12/29
20520	Goldman Sachs SP (Asia)	Sinopec Corp Euro Wts May 2018 B	0.181	6 per unit	2018/05/24	60,000,000	2017/12/29
20521	Goldman Sachs SP (Asia)	Sinopec Corp Euro Wts Jun 2018 A	0.250	5.88 per unit	2018/06/29	60,000,000	2017/12/29
20524	Goldman Sachs SP (Asia)	CRCC European Warrants Apr 2018 A	0.200	11.90 per unit	2018/04/23	50,000,000	2017/12/29
20527	Goldman Sachs SP (Asia)	CRRC European Warrants Jun 2018 A	0.250	9.39 per unit	2018/06/01	40,000,000	2017/12/29
20517	Goldman Sachs SP (Asia)	ICBC European Warrants Jul 2018 C	0.219	6.91 per unit	2018/07/24	80,000,000	2017/12/29
20472	HK Bank	Foxconn European Warrants Sep 2018 A	0.250	2.78 per unit	2018/09/28	40,000,000	2017/12/29
20470	HK Bank	IGG European Warrants Dec 2018 A	0.250	8.8800	2018/12/31	50,000,000	2017/12/29
20471	HK Bank	Zijin Mining European Warrants Aug 2018 A	0.250	3.18 per unit	2018/08/31	40,000,000	2017/12/29
20492	J P Morgan SP BV	Anta Sports European Warrants Jul 2018 A	0.276	36.8800	2018/07/03	60,000,000	2017/12/29
20499	J P Morgan SP BV	BOCL European Put Wts Dec 2018 A	0.252	3.28 per unit	2018/12/03	60,000,000	2017/12/29
20497	J P Morgan SP BV	BankComm European Warrants Jun 2018 A	0.152	6.81 per unit	2018/06/04	80,000,000	2017/12/29
20495	J P Morgan SP BV	China Huarong European Warrants Jul 2018 A	0.281	3.883 per unit	2018/07/03	60,000,000	2017/12/29
20493	J P Morgan SP BV	China Mengniu European Wts Oct 2018 B	0.253	27.8800	2018/10/02	60,000,000	2017/12/29
20491	J P Morgan SP BV	Nexteer European Warrants Jul 2018 A	0.251	22.2800	2018/07/03	60,000,000	2017/12/29
20496	J P Morgan SP BV	Stanchart European Warrants Jul 2018 A	0.399	88.8800	2018/07/03	30,000,000	2017/12/29
20516	J P Morgan SP BV	Sunny Optical European Put Wts Jun 2018 C	0.169	95.86 per 100 units	2018/06/28	100,000,000	2017/12/29
20490	J P Morgan SP BV	Yuxiu Property European Wts Nov 2018 A	0.252	1.58 per unit	2018/11/05	60,000,000	2017/12/29
20498	J P Morgan SP BV	CRRC Times European Warrants Jul 2018 A	0.258	62.8800	2018/07/03	60,000,000	2017/12/29
20481	Macquarie Bank Ltd.	Galaxy Ent European Wts Oct 2018 A	0.538	72.8800	2018/10/03	19,000,000	2017/12/29
20479	Macquarie Bank Ltd.	HSBC European Warrants Oct 2019 A	0.512	95.0000	2019/10/02	20,000,000	2017/12/29
20482	Macquarie Bank Ltd.	Tencent European Warrants Aug 2018 C	1.447	558.8800	2018/08/01	7,000,000	2017/12/29
20473	SG Issuer	Galaxy Ent European Warrants Jul 2018 A	0.305	82.8800	2018/07/31	40,000,000	2017/12/29
20475	SG Issuer	HLand European Warrants Sep 2018 A	0.500	51.0000	2018/09/28	20,000,000	2017/12/29
20476	SG Issuer	HSBC European Warrants Aug 2018 A	0.360	83.0000	2018/08/31	100,000,000	2017/12/29
20477	SG Issuer	MTRC European Warrants Sep 2018 A	0.250	50.8000	2018/09/28	40,000,000	2017/12/29
20478	SG Issuer	NewWorld Dev Eu Wt Aug 2018 A	1.000	11.68 per unit	2018/08/31	10,000,000	2017/12/29
20488	UBS AG	AIA European Warrants Jun 2018 D	0.230	72.0500	2018/06/21	100,000,000	2017/12/29
20487	UBS AG	CRRC European Warrants Jun 2018 A	0.488	9.23 per unit	2018/06/28	25,000,000	2017/12/29
20484	UBS AG	GAC European Warrants Jun 2018 A	0.184	20.7300	2018/06/26	70,000,000	2017/12/29
20489	UBS AG	China Mengniu European Warrants Jun 2018 A	0.252	25.8800	2018/06/28	40,000,000	2017/12/29

* Further issue

List of expired derivative warrants, 2017

Code	Warrant	Last trading date	Delisted date
14336	Bank of East Asia – BYD European Warrants Dec 2016 A	2016/12/22	2017/01/03
22675	Bank of East Asia – CGN Power European Warrants Dec 2016 A	2016/12/22	2017/01/03
17755	Bank of East Asia – Ch Comm Cons European Wts Dec 2016 A	2016/12/22	2017/01/03
17530	Bank of East Asia – CNOOC European Warrants Dec 2016 A	2016/12/22	2017/01/03
27391	Bank of East Asia – CSOP A50 ETF European Wts Dec 2016 A	2016/12/22	2017/01/03
20348	Bank of East Asia – Lenovo European Put Warrants Dec 2016 A	2016/12/22	2017/01/03
19636	Bank of East Asia – Ping An European Warrants Dec 2016 B	2016/12/22	2017/01/03
16987	Bank of East Asia – Stanchart European Warrants Dec 2016 A	2016/12/22	2017/01/03
25232	BNP Paribas Arbit Issu B.V. – Ping An European Wt Dec 2016 B	2016/12/22	2017/01/03
18521	BOCI Asia Ltd. – A50 China European Put Warrants Dec 2016 D	2016/12/22	2017/01/03
22967	BOCI Asia Ltd. – BYD European Warrants Dec 2016 B	2016/12/22	2017/01/03
27490	BOCI Asia Ltd. – China Life European Warrants Dec 2016 C	2016/12/22	2017/01/03
19393	BOCI Asia Ltd. – Ping An European Warrants Dec 2016 B	2016/12/22	2017/01/03
27880	Credit Suisse AG – BOC HK European Warrants Dec 2016 A	2016/12/22	2017/01/03
27192	Credit Suisse AG – CC Bank European Warrants Dec 2016 A	2016/12/22	2017/01/03
12625	Credit Suisse AG – China Life European Warrants Dec 2016 B	2016/12/22	2017/01/03
28868	Credit Suisse AG – China Re European Warrants Dec 2016 A	2016/12/22	2017/01/03
28152	Credit Suisse AG – CICC European Warrants Dec 2016 A	2016/12/22	2017/01/03
27125	Credit Suisse AG – CITIC Sec European Warrants Dec 2016 A	2016/12/22	2017/01/03
11118	Credit Suisse AG – CKI Holdings European Warrants Dec 2016 A	2016/12/22	2017/01/03
25814	Credit Suisse AG – CSOP A50 ETF European Warrants Dec 2016 B	2016/12/22	2017/01/03
11030	Credit Suisse AG – GCL-Poly Energy European Wts Dec 2016 A	2016/12/22	2017/01/03
11233	Credit Suisse AG – HSBC European Wts Dec 2016 B	2016/12/22	2017/01/03
11948	Credit Suisse AG – Minsheng Bank European Wts Dec 2016 C	2016/12/22	2017/01/03
27691	Credit Suisse AG – PetroChina European Warrants Dec 2016 A	2016/12/22	2017/01/03
27070	Credit Suisse AG – Tencent Holdings European Wts Dec 2016 B	2016/12/22	2017/01/03
13130	Credit Suisse AG – Tencent Holdings European Wts Dec 2016 F	2016/12/22	2017/01/03
18292	Goldman Sachs SP (Asia) – A50 China Euro Put Wts Dec 2016 C	2016/12/22	2017/01/03
18140	Goldman Sachs SP (Asia) – A50 China European Wts Dec 2016 B	2016/12/22	2017/01/03
18295	Goldman Sachs SP (Asia) – A50 China European Wts Dec 2016 D	2016/12/22	2017/01/03
27747	Goldman Sachs SP (Asia) – BOC HK European Wts Dec 2016 A	2016/12/22	2017/01/03
28424	Goldman Sachs SP (Asia) – CGN Power European Warrants Dec16A	2016/12/22	2017/01/03
20283	Goldman Sachs SP (Asia) – CNOOC European Warrants Dec 2016 A	2016/12/22	2017/01/03
18290	Goldman Sachs SP (Asia) – CSOP A50 ETF Eu Put Wts Dec 2016 C	2016/12/22	2017/01/03
18142	Goldman Sachs SP (Asia) – CSOP A50 ETF Euro Wts Dec 2016 A	2016/12/22	2017/01/03
18289	Goldman Sachs SP (Asia) – CSOP A50 ETF Euro Wts Dec 2016 B	2016/12/22	2017/01/03
18826	Goldman Sachs SP (Asia) – Fosun Intl European Wts Dec 2016 A	2016/12/22	2017/01/03
27130	Goldman Sachs SP (Asia) – Galaxy Ent European Wts Dec 2016 A	2016/12/22	2017/01/03
28643	Goldman Sachs SP (Asia) – Galaxy Ent European Wts Dec 2016 B	2016/12/22	2017/01/03
16906	Goldman Sachs SP (Asia) – Guangdong Inv European Wts Dec16A	2016/12/22	2017/01/03
29735	Goldman Sachs SP (Asia) – HSBC European Put Wts Dec 2016 B	2016/12/22	2017/01/03
19940	Goldman Sachs SP (Asia) – Huaneng European Wts Dec 2016 A	2016/12/22	2017/01/03
28567	Goldman Sachs Sp (Asia) – ICBC European Warrants Dec 2016 A	2016/12/22	2017/01/03
28111	Goldman Sachs SP (Asia) – Lenovo European Wts Dec 2016 C	2016/12/22	2017/01/03
19309	Goldman Sachs SP (Asia) – Ping An European Wts Dec 2016 A	2016/12/22	2017/01/03
21196	Goldman Sachs SP (Asia) – Ping An European Wts Dec 2016 C	2016/12/22	2017/01/03
27453	Goldman Sachs SP (Asia) – Ping An European Wts Dec 2016 D	2016/12/22	2017/01/03
27700	Goldman Sachs SP (Asia) – Sands China Euro Wts Dec 2016 A	2016/12/22	2017/01/03
20035	Goldman Sachs SP (Asia) – SFCE European Warrants Dec 2016 A	2016/12/22	2017/01/03
28218	Goldman Sachs SP (Asia) – SHK Ppt European Wts Dec 2016 A	2016/12/22	2017/01/03
26534	Goldman Sachs SP (Asia) – Tencent European Put Wt Dec 2016 D	2016/12/22	2017/01/03
11540	Goldman Sachs SP (Asia) – Ch Overseas European Wts Dec 2016 A	2016/12/22	2017/01/03
19596	Goldman Sachs SP (Asia) – Tencent European Wt Dec 2016 B	2016/12/22	2017/01/03
21003	Goldman Sachs SP (Asia) – Tencent European Wt Dec 2016 C	2016/12/22	2017/01/03
12939	Haitong Int'l Sec – China Life European Warrants Dec 2016 B	2016/12/22	2017/01/03
28696	Haitong Int'l Sec – Minsheng Bank European Warrants Dec 16 A	2016/12/22	2017/01/03
26775	Haitong Int'l Sec – Tencent European Warrants Dec 2016 A	2016/12/22	2017/01/03
25564	HK Bank – A50 China European Warrants Dec 2016 C	2016/12/22	2017/01/03
27017	HK Bank – Agricultural Bank European Warrants Dec 2016 A	2016/12/22	2017/01/03
11719	HK Bank – AIA European Put Warrants Dec 2016 A	2016/12/22	2017/01/03
27018	HK Bank – BOCL European Warrants Dec 2016 A	2016/12/22	2017/01/03
14134	HK Bank – China Cinda European Warrants Dec 2016 A	2016/12/22	2017/01/03
26733	HK Bank – China Life European Warrants Dec 2016 A	2016/12/22	2017/01/03
27060	HK Bank – China Life European Warrants Dec 2016 B	2016/12/22	2017/01/03
23079	HK Bank – CKH European Warrants Dec 2016 B	2016/12/22	2017/01/03
27815	HK Bank – CM Bank European Warrants Dec 2016 A	2016/12/22	2017/01/03
21709	HK Bank – CNBM European Warrants Dec 2016 A	2016/12/22	2017/01/03
21627	HK Bank – COSCO Sh Hold European Warrants Dec 2016 A	2016/12/22	2017/01/03
23052	HK Bank – CSOP A50 ETF European Warrants Dec 2016 B	2016/12/22	2017/01/03
22441	HK Bank – Evergrande European Warrants Dec 2016 A	2016/12/22	2017/01/03
27617	HK Bank – Foxconn European Warrants Dec 2016 A	2016/12/22	2017/01/03
27027	HK Bank – Galaxy Ent European Put Warrants Dec 2016 A	2016/12/22	2017/01/03
27173	HK Bank – Geely Auto European Warrants Dec 2016 A	2016/12/22	2017/01/03
25622	HK Bank – HKEX European Put Warrants Dec 2016 A	2016/12/22	2017/01/03
27091	HK Bank – Kingsoft European Warrants Dec 2016 A	2016/12/22	2017/01/03
28329	HK Bank – Kingsoft European Warrants Dec 2016 B	2016/12/22	2017/01/03
28330	HK Bank – Lenovo European Warrants Dec 2016 C	2016/12/22	2017/01/03
20189	HK Bank – MGM China European Warrants Dec 2016 A	2016/12/22	2017/01/03
22301	HK Bank – Minsheng Bank European Warrants Dec 2016 A	2016/12/22	2017/01/03
28709	HK Bank – Ping An European Warrants Dec 2016 B	2016/12/22	2017/01/03
23984	HK Bank – Ping An European Warrants Dec 2016 C	2016/12/22	2017/01/03
19908	HK Bank – SHK Ppt European Warrants Dec 2016 A	2016/12/22	2017/01/03
23805	HK Bank – Tencent European Put Warrants Dec 2016 C	2016/12/22	2017/01/03
18514	HK Bank – Tencent European Warrants Dec 2016 A	2016/12/22	2017/01/03
12738	HK Bank – Tencent European Warrants Dec 2016 E	2016/12/22	2017/01/03
14850	HK Bank – BYD European Warrants Dec 2016 A	2016/12/22	2017/01/03
24564	HK Bank – BYD European Warrants Dec 2016 B	2016/12/22	2017/01/03

List of expired derivative warrants, 2017 (continued)

Code	Warrant	Last trading date	Delisted date
19025	J P Morgan SP BV – A50 China European Warrants Dec 2016 A	2016/12/22	2017/01/03
25414	J P Morgan SP BV – A50 China European Warrants Dec 2016 B	2016/12/22	2017/01/03
28634	J P Morgan SP BV – A50 China European Warrants Dec 2016 C	2016/12/22	2017/01/03
26468	J P Morgan SP BV – Agricultural Bk Euro Warrants Dec 2016 A	2016/12/22	2017/01/03
22246	J P Morgan SP BV – Ali Pictures European Warrants Dec 2016 A	2016/12/22	2017/01/03
28316	J P Morgan SP BV – Anta Sports European Warrants Dec 2016 A	2016/12/22	2017/01/03
15246	J P Morgan SP BV – BOC HK European Warrants Dec 2016 A	2016/12/22	2017/01/03
28229	J P Morgan SP BV – Brilliance Chi European Wts Dec 2016 A	2016/12/22	2017/01/03
25428	J P Morgan SP BV – Car Inc European Warrants Dec 2016 A	2016/12/22	2017/01/03
23338	J P Morgan SP BV – CGN Power European Warrants Dec 2016 A	2016/12/22	2017/01/03
26002	J P Morgan SP BV – Ch Comm Cons European Warrants Dec 2016 A	2016/12/22	2017/01/03
27262	J P Morgan SP BV – China Life European Warrants Dec 2016 B	2016/12/22	2017/01/03
12272	J P Morgan SP BV – China Shenhua European Wts Dec 2016 A	2016/12/22	2017/01/03
28317	J P Morgan SP BV – China Tel European Warrants Dec 2016 A	2016/12/22	2017/01/03
12491	J P Morgan SP BV – China Unicom European Warrants Dec 2016 B	2016/12/22	2017/01/03
15704	J P Morgan SP BV – China Unicom European Warrants Dec 2016 C	2016/12/22	2017/01/03
27787	J P Morgan SP BV – China Vanke European Warrants Dec 2016 A	2016/12/22	2017/01/03
23653	J P Morgan SP BV – Chsouthcity European Warrants Dec 2016 A	2016/12/22	2017/01/03
17092	J P Morgan SP BV – CNOOC European Put Warrants Dec 2016 A	2016/12/22	2017/01/03
27398	J P Morgan SP BV – CPIC European Warrants Dec 2016 A	2016/12/22	2017/01/03
26786	J P Morgan SP BV – CSOP A50 ETF European Warrants Dec 2016 A	2016/12/22	2017/01/03
25036	J P Morgan SP BV – CSOP A50 ETF European Warrants Dec 2016 B	2016/12/22	2017/01/03
19465	J P Morgan SP BV – Esprit European Wts Dec 2016 A	2016/12/22	2017/01/03
22039	J P Morgan SP BV – Evergrande European Warrants Dec 2016 A	2016/12/22	2017/01/03
24163	J P Morgan SP BV – Evergrande European Warrants Dec 2016 B	2016/12/22	2017/01/03
26283	J P Morgan SP BV – GCL-Poly European Warrants Dec 2016 A	2016/12/22	2017/01/03
11093	J P Morgan SP BV – Geely Auto European Warrants Dec 2016 A	2016/12/22	2017/01/03
25169	J P Morgan SP BV – HKEX European Put Wts Dec 2016 B	2016/12/22	2017/01/03
26326	J P Morgan SP BV – HKEX European Warrants Dec 2016 C	2016/12/22	2017/01/03
22555	J P Morgan SP BV – HS H-SHARE European Warrants Dec 2016 A	2016/12/22	2017/01/03
27298	J P Morgan SP BV – HSBC European Put Warrants Dec 2016 B	2016/12/22	2017/01/03
24602	J P Morgan SP BV – Lenovo European Warrants Dec 2016 A	2016/12/22	2017/01/03
28160	J P Morgan SP BV – Li & Fung European Warrants Dec 2016 A	2016/12/22	2017/01/03
22936	J P Morgan SP BV – Melco Int'l Dev European Wts Dec 2016 A	2016/12/22	2017/01/03
27783	J P Morgan SP BV – PetroChina European Warrants Dec 2016 A	2016/12/22	2017/01/03
26271	J P Morgan SP BV – Ping An European Warrants Dec 2016 A	2016/12/22	2017/01/03
27296	J P Morgan SP BV – Ping An European Warrants Dec 2016 B	2016/12/22	2017/01/03
20297	J P Morgan SP BV – R&F Ppt European Warrants Dec 2016 A	2016/12/22	2017/01/03
28159	J P Morgan SP BV – SHK Ppt European Warrants Dec 2016 A	2016/12/22	2017/01/03
20341	J P Morgan SP BV – Tencent European Put Warrants Dec 2016 B	2016/12/22	2017/01/03
25465	J P Morgan SP BV – Tencent European Put Warrants Dec 2016 C	2016/12/22	2017/01/03
19753	J P Morgan SP BV – Tencent European Warrants Dec 2016 A	2016/12/22	2017/01/03
29257	J P Morgan SP BV – Tencent European Warrants Dec 2016 G	2016/12/22	2017/01/03
26041	Nomura Int'l plc – CNBM European Warrants Dec 2016 A	2016/12/22	2017/01/03
22436	Standard Chartered Bank – A50 China Euro Warrants Dec 2016 B	2016/12/22	2017/01/03
14364	Standard Chartered Bank – China Cinda Euro Wts Dec 2016 A	2016/12/22	2017/01/03
17243	Standard Chartered Bank – CNOOC European Warrants Dec 2016 A	2016/12/22	2017/01/03
21318	Standard Chartered Bank – Tracker Fund Euro Wts Dec 2016 B	2016/12/22	2017/01/03
25167	UBS AG – A50 China European Warrants Dec 2016 B	2016/12/22	2017/01/03
16106	UBS AG – BYD European Warrants Dec 2016 B	2016/12/22	2017/01/03
26707	UBS AG – China Life European Warrants Dec 2016 A	2016/12/22	2017/01/03
17623	UBS AG – Fosun Intl European Warrants Dec 2016 A	2016/12/22	2017/01/03
28236	UBS AG – Ping An European Warrants Dec 2016 B	2016/12/22	2017/01/03
27766	UBS AG – Tencent Holdings European Put Warrants Dec 2016 A	2016/12/22	2017/01/03
12168	Bank of East Asia – CNOOC European Put Warrants Jan 2017 A	2016/12/23	2017/01/04
27414	BNP Paribas Arbit Issu B.V. – Agricultural Bank Eu Wt Jan17A	2016/12/23	2017/01/04
28619	BNP Paribas Arbit Issu B.V. – BOCL European Wts Jan 2017 A	2016/12/23	2017/01/04
28616	BNP Paribas Arbit Issu B.V. – CC Bank Euro Wts Jan 2017 A	2016/12/23	2017/01/04
23425	BNP Paribas Arbit Issu B.V. – CSOP A50 ETF Eu Wts Jan 2017 A	2016/12/23	2017/01/04
25654	BNP Paribas Arbit Issu B.V. – CSOP A50 ETF Eu Wts Jan 2017 B	2016/12/23	2017/01/04
28614	BNP Paribas Arbit Issu B.V. – ICBC European Wts Jan 2017 A	2016/12/23	2017/01/04
28611	BNP Paribas Arbit Issu B.V. – Tencent Hldgs Eu Wt Jan 2017 A	2016/12/23	2017/01/04
29038	BOCI Asia Ltd. – A50 China European Warrants Jan 2017 A	2016/12/23	2017/01/04
28513	BOCI Asia Ltd. – China Mobile European Put Wts Jan 2017 B	2016/12/23	2017/01/04
29034	BOCI Asia Ltd. – HKEX European Put Warrants Jan 2017 A	2016/12/23	2017/01/04
11605	BOCI Asia Ltd. – HSBC European Warrants Jan 2017 B	2016/12/23	2017/01/04
28100	Credit Suisse AG – Agricultural Bank European Wts Jan 2017 A	2016/12/23	2017/01/04
11103	Credit Suisse AG – CC Bank European Put Warrants Jan 2017 A	2016/12/23	2017/01/04
28596	Credit Suisse AG – CNOOC European Put Warrants Jan 2017 A	2016/12/23	2017/01/04
29464	Credit Suisse AG – Ping An European Put Warrants Jan 2017 A	2016/12/23	2017/01/04
13627	J P Morgan SP BV – A50 China European Warrants Jan 2017 A	2016/12/23	2017/01/04
27258	J P Morgan SP BV – CC Bank European Wts Jan 2017 A	2016/12/23	2017/01/04
14311	J P Morgan SP BV – China Cinda European Warrants Jan 2017 A	2016/12/23	2017/01/04
11178	J P Morgan SP BV – CSOP A50 ETF European Warrants Jan 2017 A	2016/12/23	2017/01/04
11094	J P Morgan SP BV – Galaxy Ent European Warrants Jan 2017 A	2016/12/23	2017/01/04
11208	J P Morgan SP BV – HS H-SHARE European Warrants Jan 2017 A	2016/12/23	2017/01/04
11194	J P Morgan SP BV – HSBC European Warrants Jan 2017 A	2016/12/23	2017/01/04
11205	J P Morgan SP BV – PetroChina European Warrants Jan 2017 A	2016/12/23	2017/01/04
11202	J P Morgan SP BV – Sinopec Corp European Warrants Jan 2017 A	2016/12/23	2017/01/04
11200	J P Morgan SP BV – Stanchart European Warrants Jan 2017 A	2016/12/23	2017/01/04
11832	J P Morgan SP BV – Tencent European Warrants Jan 2017 A	2016/12/23	2017/01/04
27957	Macquarie Bank Ltd. – CC Bank European Put Warrants Jan 17 A	2016/12/23	2017/01/04
18352	Standard Chartered Bank – CSOP A50 ETF Euro Wts Jan 2017 A	2016/12/23	2017/01/04
12293	BNP Paribas Arbit Issu B.V. – A50 China Euro Wts Jan 2017 A	2016/12/28	2017/01/05
17881	BNP Paribas Arbit Issu B.V. – BYD European Wts Jan 2017 A	2016/12/28	2017/01/05
21703	BNP Paribas Arbit Issu B.V. – BYD European Wts Jan 2017 B	2016/12/28	2017/01/05
21914	BNP Paribas Arbit Issu B.V. – Ch Mobile Euro Wts Jan 2017 A	2016/12/28	2017/01/05

List of expired derivative warrants, 2017 (continued)

Code	Warrant	Last trading date	Delisted date
23925	BNP Paribas Arbit Issu B.V. – Ch Mobile Euro Wts Jan 2017 B	2016/12/28	2017/01/05
16667	BNP Paribas Arbit Issu B.V. – CKH European Wts Jan 2017 A	2016/12/28	2017/01/05
12526	BNP Paribas Arbit Issu B.V. – CMS European Warrants Jan 17 A	2016/12/28	2017/01/05
22207	BNP Paribas Arbit Issu B.V. – Evergrande Euro Wts Jan 2017 A	2016/12/28	2017/01/05
12672	BNP Paribas Arbit Issu B.V. – HK Gas European Wts Jan 2017 A	2016/12/28	2017/01/05
26688	BNP Paribas Arbit Issu B.V. – HKEX European Wts Jan 2017 A	2016/12/28	2017/01/05
21011	BNP Paribas Arbit Issu B.V. – HS H-SHARE Euro Wts Jan 2017 A	2016/12/28	2017/01/05
29003	BNP Paribas Arbit Issu B.V. – Lenovo European Wts Jan 2017 A	2016/12/28	2017/01/05
20365	BNP Paribas Arbit Issu B.V. – Ping An European Wt Jan 2017 A	2016/12/28	2017/01/05
17304	BNP Paribas Arbit Issu B.V. – Stanchart Euro Wts Jan 2017 A	2016/12/28	2017/01/05
12151	BNP Paribas Arbit Issu B.V. – Tracker Fund Euro Wts Jan 17 A	2016/12/28	2017/01/05
19711	BNP Paribas Arbit Issu B.V. – SHK Ppt Euro Wts Jan 2017 A	2016/12/28	2017/01/05
28332	BNP Paribas Arbit Issu B.V. – SHK Ppt Euro Wts Jan 2017 B	2016/12/28	2017/01/05
26781	BOCI Asia Ltd. – Tencent Holdings European Wts Jan 2017 A	2016/12/28	2017/01/05
11525	Credit Suisse AG – HSBC European Put Warrants Jan 2017 B	2016/12/28	2017/01/05
11610	Credit Suisse AG – Tencent Holdings European Wts Jan 2017 A	2016/12/28	2017/01/05
25351	HK Bank – CSOP A50 ETF European Warrants Jan 2017 A	2016/12/28	2017/01/05
11813	J P Morgan SP BV – Ch Overseas European Warrants Jan 2017 A	2016/12/28	2017/01/05
12789	J P Morgan SP BV – China Life European Warrants Jan 2017 A	2016/12/28	2017/01/05
11262	J P Morgan SP BV – PWR Assets European Warrants Jan 2017 A	2016/12/28	2017/01/05
18657	Macquarie Bank Ltd. – A50 China European Warrants Jan 2017 A	2016/12/28	2017/01/05
27484	Macquarie Bank Ltd. – AIA European Warrants Jan 2017 A	2016/12/28	2017/01/05
25749	Macquarie Bank Ltd. – Bank of EA European Wts Jan 2017 A	2016/12/28	2017/01/05
11179	Macquarie Bank Ltd. – BOCL European Warrants Jan 2017 A	2016/12/28	2017/01/05
24622	Macquarie Bank Ltd. – BYD European Warrants Jan 2017 A	2016/12/28	2017/01/05
11399	Macquarie Bank Ltd. – CC Bank European Warrants Jan 2017 B	2016/12/28	2017/01/05
14205	Macquarie Bank Ltd. – China Cinda European Warrants Jan 17 A	2016/12/28	2017/01/05
11050	Macquarie Bank Ltd. – China Life European Wts Jan 2017 B	2016/12/28	2017/01/05
27031	Macquarie Bank Ltd. – China Overseas European Put Wts Jan17A	2016/12/28	2017/01/05
26034	Macquarie Bank Ltd. – China Vanke European Warrants Jan 17 A	2016/12/28	2017/01/05
27554	Macquarie Bank Ltd. – CITIC European Warrants Jan 2017 A	2016/12/28	2017/01/05
29342	Macquarie Bank Ltd. – CNOOC European Warrants Jan 2017 A	2016/12/28	2017/01/05
27956	Macquarie Bank Ltd. – CPIC European Warrants Jan 2017 A	2016/12/28	2017/01/05
22025	Macquarie Bank Ltd. – CRRC Times European Warrants Jan 2017A	2016/12/28	2017/01/05
18656	Macquarie Bank Ltd. – CSOP A50 ETF European Wts Jan 2017 A	2016/12/28	2017/01/05
25745	Macquarie Bank Ltd. – CSOP A50 ETF European Wts Jan 2017 B	2016/12/28	2017/01/05
24763	Macquarie Bank Ltd. – Evergrande European Wts Jan 2017 A	2016/12/28	2017/01/05
11849	Macquarie Bank Ltd. – Galaxy Ent European Wts Jan 2017 A	2016/12/28	2017/01/05
17123	Macquarie Bank Ltd. – HK Gas European Warrants Jan 2017 A	2016/12/28	2017/01/05
21660	Macquarie Bank Ltd. – HKEX European Warrants Jan 2017 A	2016/12/28	2017/01/05
12530	Macquarie Bank Ltd. – HKEX European Warrants Jan 2017 B	2016/12/28	2017/01/05
11231	Macquarie Bank Ltd. – HSBC European Put Warrants Jan 2017 B	2016/12/28	2017/01/05
11216	Macquarie Bank Ltd. – HSBC European Warrants Jan 2017 A	2016/12/28	2017/01/05
28085	Macquarie Bank Ltd. – Lenovo European Warrants Jan 2017 A	2016/12/28	2017/01/05
22647	Macquarie Bank Ltd. – Longfor PPT European Wts Jan 2017 A	2016/12/28	2017/01/05
28124	Macquarie Bank Ltd. – Ping An European Put Warrants Jan 17 C	2016/12/28	2017/01/05
21392	Macquarie Bank Ltd. – Ping An European Warrants Jan 2017 A	2016/12/28	2017/01/05
26478	Macquarie Bank Ltd. – Ping An European Warrants Jan 2017 B	2016/12/28	2017/01/05
11247	Macquarie Bank Ltd. – Ping An European Warrants Jan 2017 D	2016/12/28	2017/01/05
27489	Macquarie Bank Ltd. – Sinopec Corp European Wts Jan 2017 A	2016/12/28	2017/01/05
29043	Macquarie Bank Ltd. – Tencent European Put Wts Jan 2017 D	2016/12/28	2017/01/05
11165	Macquarie Bank Ltd. – Tencent European Put Wts Jan 2017 G	2016/12/28	2017/01/05
23496	Macquarie Bank Ltd. – Tencent European Warrants Jan 2017 A	2016/12/28	2017/01/05
28419	Macquarie Bank Ltd. – Tencent European Warrants Jan 2017 B	2016/12/28	2017/01/05
28602	Macquarie Bank Ltd. – Tencent European Warrants Jan 2017 C	2016/12/28	2017/01/05
29740	Macquarie Bank Ltd. – Tencent European Warrants Jan 2017 E	2016/12/28	2017/01/05
11159	Macquarie Bank Ltd. – Tencent European Warrants Jan 2017 F	2016/12/28	2017/01/05
28282	Macquarie Bank Ltd. – China Life European Put Warrants Jan17A	2016/12/28	2017/01/05
15069	SGA Societe Generale Acceptance N.V. – BYD Eu Wt Jan 2017 A	2016/12/28	2017/01/05
15269	SGA Societe Generale Acceptance N.V. – BYD Eu Wt Jan 2017 B	2016/12/28	2017/01/05
22618	SGA Societe Generale Acceptance N.V. – Ch Cinda Eu Wt Jan17A	2016/12/28	2017/01/05
16653	SGA Societe Generale Acceptance N.V. – Ch Mob Eu Wt Jan 17 A	2016/12/28	2017/01/05
21982	SGA Societe Generale Acceptance N.V. – Ch Mob Eu Wt Jan 17 C	2016/12/28	2017/01/05
16641	SGA Societe Generale Acceptance N.V. – CKH Euro Wt Jan 2017A	2016/12/28	2017/01/05
20038	SGA Societe Generale Acceptance N.V. – SHK P Eu Wt Jan 2017A	2016/12/28	2017/01/05
12793	SGA Societe Generale Acceptance N.V. – A50 Ch Eu Wt Jan 2017A	2016/12/28	2017/01/05
18547	SGA Societe Generale Acceptance N.V. – A50 Ch Eu Wt Jan 2017B	2016/12/28	2017/01/05
19267	SGA Societe Generale Acceptance N.V. – A50 Ch Eu Wt Jan 2017C	2016/12/28	2017/01/05
19448	SGA Societe Generale Acceptance N.V. – Ping An Eu Wt Jan 17 A	2016/12/28	2017/01/05
19623	SGA Societe Generale Acceptance N.V. – Ping An Eu Wt Jan 17 B	2016/12/28	2017/01/05
19540	SGA Societe Generale Acceptance N.V. – Tencent Eu Wt Jan 17 A	2016/12/28	2017/01/05
15039	SGA Societe Generale Acceptance N.V. – ChiUnicom Eu Wt Jan17 A	2016/12/28	2017/01/05
20892	SGA Societe Generale Acceptance N.V. – ChiUnicom Eu Wt Jan17 B	2016/12/28	2017/01/05
17227	SGA Societe Generale Acceptance N.V. – Stanchart Eu Wt Jan17 A	2016/12/28	2017/01/05
21681	SGA Societe Generale Acceptance N.V. – HS H-SH Eu Put Wt Jan17A	2016/12/28	2017/01/05
18546	SGA Societe Generale Acceptance N.V. – CSOP A50 ETF Eu Wt Jan17A	2016/12/28	2017/01/05
18694	SGA Societe Generale Acceptance N.V. – CSOP A50 Eu Put Wt Jan17B	2016/12/28	2017/01/05
12850	BOCI Asia Ltd. – China Life European Put Warrants Jan 2017 A	2016/12/29	2017/01/06
11946	Credit Suisse AG – Ch Overseas European Warrants Jan 2017 A	2016/12/29	2017/01/06
12506	Credit Suisse AG – China Life European Put Wts Jan 2017 A	2016/12/29	2017/01/06
11245	Credit Suisse AG – CKH Holdings European Warrants Jan 2017 A	2016/12/29	2017/01/06
11246	Credit Suisse AG – CKI Holdings European Warrants Jan 2017 A	2016/12/29	2017/01/06
11033	Credit Suisse AG – Galaxy Ent European Warrants Jan 2017 A	2016/12/29	2017/01/06
11238	Credit Suisse AG – HSBC European Wts Jan 2017 A	2016/12/29	2017/01/06
11174	Credit Suisse AG – Li & Fung European Warrants Jan 2017 A	2016/12/29	2017/01/06
12410	Credit Suisse AG – Ping An European Warrants Jan 2017 B	2016/12/29	2017/01/06
11034	Credit Suisse AG – Sands China European Warrants Jan 2017 A	2016/12/29	2017/01/06

List of expired derivative warrants, 2017 (continued)

Code	Warrant	Last trading date	Delisted date
11275	HK Bank – CC Bank European Warrants Jan 2017 A	2016/12/29	2017/01/06
11274	HK Bank – China Mobile European Warrants Jan 2017 B	2016/12/29	2017/01/06
11187	SG Issuer – AIA European Warrants Jan 2017 A	2016/12/29	2017/01/06
28353	SG Issuer – BOCHK European Warrants Jan 2017 A	2016/12/29	2017/01/06
11698	SG Issuer – BOCL European Warrants Jan 2017 A	2016/12/29	2017/01/06
28492	SG Issuer – CAM CSI300 European Warrants Jan 2017 A	2016/12/29	2017/01/06
12501	SG Issuer – Ch Mob European Warrants Jan 2017 D	2016/12/29	2017/01/06
11893	SG Issuer – China Life European Put Warrants Jan 2017 B	2016/12/29	2017/01/06
11654	SG Issuer – China Life European Warrants Jan 2017 A	2016/12/29	2017/01/06
27099	SG Issuer – China Overseas European Warrants Jan 2017 A	2016/12/29	2017/01/06
11255	SG Issuer – CKH European Put Warrants Jan 2017 C	2016/12/29	2017/01/06
11025	SG Issuer – CKH European Warrants Jan 2017 B	2016/12/29	2017/01/06
28090	SG Issuer – CKI Holdings European Warrants Jan 2017 A	2016/12/29	2017/01/06
29151	SG Issuer – CMB European Warrants Jan 2017 A	2016/12/29	2017/01/06
27184	SG Issuer – HKEX European Put Warrants Jan 2017 B	2016/12/29	2017/01/06
28451	SG Issuer – HS H-SH European Put Warrants Jan 2017 C	2016/12/29	2017/01/06
11256	SG Issuer – HSBC European Put Warrants Jan 2017 C	2016/12/29	2017/01/06
11181	SG Issuer – HSBC European Warrants Jan 2017 B	2016/12/29	2017/01/06
11284	SG Issuer – HSBC European Warrants Jan 2017 D	2016/12/29	2017/01/06
28214	SG Issuer – ICBC European Warrants Jan 2017 A	2016/12/29	2017/01/06
28290	SG Issuer – Kingsoft European Warrants Jan 2017 A	2016/12/29	2017/01/06
11520	SG Issuer – Kingsoft European Warrants Jan 2017 B	2016/12/29	2017/01/06
28043	SG Issuer – Lenovo European Warrants Jan 2017 B	2016/12/29	2017/01/06
29741	SG Issuer – Li & Fung European Warrants Jan 2017 A	2016/12/29	2017/01/06
11024	SG Issuer – Minsheng Bk Eu Wt Jan 2017 A	2016/12/29	2017/01/06
11106	SG Issuer – PetroChina European Warrants Jan 2017 A	2016/12/29	2017/01/06
11496	SG Issuer – Ping An European Put Warrants Jan 2017 D	2016/12/29	2017/01/06
11257	SG Issuer – Ping An European Warrants Jan 2017 C	2016/12/29	2017/01/06
11697	SG Issuer – Ping An European Warrants Jan 2017 E	2016/12/29	2017/01/06
11855	SG Issuer – Sands Ch Eu Put Wt Jan 2017 B	2016/12/29	2017/01/06
28358	SG Issuer – Sands China European Warrants Jan 2017 A	2016/12/29	2017/01/06
28121	SG Issuer – SHK P European Warrants Jan 2017 B	2016/12/29	2017/01/06
28453	SG Issuer – Stanchart European Warrants Jan 2017 B	2016/12/29	2017/01/06
11285	SG Issuer – Stanchart European Warrants Jan 2017 C	2016/12/29	2017/01/06
11622	SG Issuer – Tencent European Put Warrants Jan 2017 G	2016/12/29	2017/01/06
29201	SG Issuer – Tencent European Warrants Jan 2017 E	2016/12/29	2017/01/06
11286	SG Issuer – Tencent European Warrants Jan 2017 F	2016/12/29	2017/01/06
26127	SGA Societe Generale Acceptance N.V. – CCB Eur Wt Jan 2017 A	2016/12/29	2017/01/06
25569	SGA Societe Generale Acceptance N.V. – HKEX Eu Wt Jan 2017 A	2016/12/29	2017/01/06
24534	SGA Societe Generale Acceptance N.V. – Lenovo Eu Wt Jan 17 A	2016/12/29	2017/01/06
26405	SGA Societe Generale Acceptance N.V. – CCCCL Eu Wt Jan 2017 A	2016/12/29	2017/01/06
26479	SGA Societe Generale Acceptance N.V. – CITIC Sec Eu Wt Jan17A	2016/12/29	2017/01/06
24013	SGA Societe Generale Acceptance N.V. – Shenhua Eu Wt Jan 17 A	2016/12/29	2017/01/06
25218	SGA Societe Generale Acceptance N.V. – Tencent Eu Wt Jan 17 B	2016/12/29	2017/01/06
25809	SGA Societe Generale Acceptance N.V. – Tencent Eu Wt Jan 17 D	2016/12/29	2017/01/06
22319	SGA Societe Generale Acceptance N.V. – HS H-SHARE Eu Wts Jan17B	2016/12/29	2017/01/06
25222	SGA Societe Generale Acceptance N.V. – Tencent Eu Put Wt Jan17C	2016/12/29	2017/01/06
23096	J P Morgan SP BV – COSCO Sh Hold European Warrants Jan2017A	2016/12/30	2017/01/09
26215	Standard Chartered Bank – CSOP A50 ETF Euro Wts Jan 2017 B	2016/12/30	2017/01/09
20909	Standard Chartered Bank – HSHI ETF European Put Wts Jan 17 A	2016/12/30	2017/01/09
13119	UBS AG – China Life European Warrants Jan 2017 A	2016/12/30	2017/01/09
29494	Bank of East Asia – Lenovo European Warrants Jan 2017 A	2017/01/03	2017/01/10
28342	BOCI Asia Ltd. – CC Bank European Warrants Jan 2017 A	2017/01/03	2017/01/10
19550	BOCI Asia Ltd. – China Mobile European Put Wts Jan 2017 A	2017/01/03	2017/01/10
28341	BOCI Asia Ltd. – ICBC European Warrants Jan 2017 A	2017/01/03	2017/01/10
16037	Credit Suisse AG – China Mobile European Put Wts Jan 2017 A	2017/01/03	2017/01/10
27799	Goldman Sachs SP (Asia) – China Mobile Eu Put Wts Jan 2017 A	2017/01/03	2017/01/10
28258	Goldman Sachs SP (Asia) – Ch Overseas European Wts Jan 2017 A	2017/01/03	2017/01/10
15863	HK Bank – China Mobile European Put Warrants Jan 2017 A	2017/01/03	2017/01/10
15939	J P Morgan SP BV – China Mob European Put Wts Jan 2017 A	2017/01/03	2017/01/10
17210	SGA Societe Generale Acceptance N.V. – CMob Eu Put Wt Jan17B	2017/01/03	2017/01/10
19479	Standard Chartered Bank – China Mobile Eur Put Wt Jan 2017 A	2017/01/03	2017/01/10
11340	UBS AG – AIA European Put Warrants Jan 2017 A	2017/01/03	2017/01/10
11344	UBS AG – Tencent Holdings European Warrants Jan 2017 B	2017/01/03	2017/01/10
11267	BOCI Asia Ltd. – HSBC European Warrants Jan 2017 A	2017/01/04	2017/01/11
11013	BOCI Asia Ltd. – Sands China European Warrants Jan 2017 A	2017/01/04	2017/01/11
11260	UBS AG – CKH European Warrants Jan 2017 A	2017/01/04	2017/01/11
11277	UBS AG – CKI Holdings European Warrants Jan 2017 A	2017/01/04	2017/01/11
11300	UBS AG – Link REIT European Warrants Jan 2017 A	2017/01/04	2017/01/11
11362	UBS AG – SPDR Gold Trust European Warrants Jan 2017 A	2017/01/04	2017/01/11
11378	Credit Suisse AG – Kingsoft European Warrants Jan 2017 A	2017/01/05	2017/01/12
11872	HK Bank – Tencent European Put Warrants Jan 2017 B	2017/01/05	2017/01/12
11836	J P Morgan SP BV – Tencent European Put Warrants Jan 2017 B	2017/01/05	2017/01/12
11460	Credit Suisse – SPDR Gold Trust European Warrants Jan 2017 A	2017/01/09	2017/01/16
11463	Credit Suisse AG – Link REIT European Warrants Jan 2017 A	2017/01/09	2017/01/16
11459	Credit Suisse AG – Zijin Mining European Warrants Jan 2017 A	2017/01/09	2017/01/16
11952	J P Morgan SP BV – CAM CSI300 European Warrants Jan 2017 A	2017/01/09	2017/01/16
10378	J P Morgan SP BV – N225 Index Euro Wts Jan 2017 A	2017/01/09	2017/01/16
21232	Standard Chartered Bank – COSCO Sh Hold Euro Wt Jan 2017 A	2017/01/09	2017/01/16
11264	BOCI Asia Ltd. – CKH European Warrants Jan 2017 A	2017/01/10	2017/01/17
11009	BOCI Asia Ltd. – Galaxy Ent European Warrants Jan 2017 A	2017/01/10	2017/01/17
11483	Goldman Sachs SP (Asia) – Zijin Mining European Wts Jan17A	2017/01/10	2017/01/17
11578	J P Morgan SP BV – Ping An European Warrants Jan 2017 A	2017/01/10	2017/01/17
14534	UBS AG – China Mobile European Put Warrants Jan 2017 A	2017/01/10	2017/01/17
18729	UBS AG – CSOP A50 ETF European Warrants Jan 2017 A	2017/01/10	2017/01/17
11486	UBS AG – Galaxy Ent European Put Warrants Jan 2017 A	2017/01/10	2017/01/17
11504	UBS AG – Zijin Mining European Warrants Jan 2017 A	2017/01/11	2017/01/18

List of expired derivative warrants, 2017 (continued)

Code	Warrant	Last trading date	Delisted date
28642	Goldman Sachs SP (Asia) – CAM CSI300 European Wts Jan 2017 A	2017/01/12	2017/01/19
23498	Goldman Sachs SP (Asia) – HS H-SHARE European Wts Jan 2017 A	2017/01/12	2017/01/19
27197	Haitong Int'l Sec – CTEG European Warrants Jan 2017 A	2017/01/12	2017/01/19
11430	Haitong Int'l Sec – Ping An European Warrants Jan 2017 A	2017/01/12	2017/01/19
11530	UBS AG – Link REIT European Put Warrants Jan 2017 B	2017/01/12	2017/01/19
11535	UBS AG – Tencent Holdings European Put Warrants Jan 2017 C	2017/01/12	2017/01/19
21325	UBS AG – Yanzhou Coal European Wts Jan 2017 A	2017/01/12	2017/01/19
10434	J P Morgan SP BV – N225 Idx Euro Put Wts Nov 2017 A	2017/01/19	2017/01/20
10433	J P Morgan SP BV – N225 Index Euro Wts Oct 2017 A	2017/01/19	2017/01/20
11576	UBS AG – ICBC European Put Warrants Jan 2017 A	2017/01/13	2017/01/20
12967	Haitong Int'l Sec – Galaxy Ent European Warrants Jan 2017 B	2017/01/16	2017/01/23
13681	UBS AG – AIA European Warrants Jan 2017 B	2017/01/16	2017/01/23
13641	UBS AG – China Mobile European Warrants Jan 2017 C	2017/01/16	2017/01/23
28077	BOCI Asia Ltd. – Ping An European Warrants Jan 2017 A	2017/01/17	2017/01/24
12479	Goldman Sachs SP (Asia) – CC Bank European Wts Jan 2017 C	2017/01/17	2017/01/24
11348	Goldman Sachs SP (Asia) – PICC European Warrants Jan 2017 A	2017/01/17	2017/01/24
11909	Haitong Int'l Sec – Galaxy Ent European Put Warrants Jan 17A	2017/01/17	2017/01/24
13067	HK Bank – China Mobile European Warrants Jan 2017 C	2017/01/17	2017/01/24
11636	UBS AG – BYD European Warrants Jan 2017 A	2017/01/17	2017/01/24
11629	UBS AG – CC Bank European Warrants Jan 2017 A	2017/01/17	2017/01/24
11652	Credit Suisse AG – Geely Auto European Warrants Jan 2017 A	2017/01/18	2017/01/25
11653	Credit Suisse AG – Sino Biopharm European Wts Jan 2017 A	2017/01/18	2017/01/25
13382	Goldman Sachs SP (Asia) – Tencent European Wt Jan 2017 E	2017/01/18	2017/01/25
13535	Goldman Sachs SP (Asia) – Tencent European Wt Jan 2017 F	2017/01/18	2017/01/25
27230	Haitong Int'l Sec – Tencent European Put Warrants Jan 2017 A	2017/01/18	2017/01/25
13158	HK Bank – Tencent European Warrants Jan 2017 D	2017/01/18	2017/01/25
11180	SG Issuer – HSBC European Warrants Feb 2017 B	2017/01/24	2017/01/25
28355	SG Issuer – HSI European Warrants Jan 2017 A	2017/01/24	2017/01/25
11519	SG Issuer – HSI European Warrants Jan 2017 D	2017/01/24	2017/01/25
26112	SGA Societe Generale Acceptance N.V. – BOCHK Eu Wt Feb 2017A	2017/01/24	2017/01/25
11659	UBS AG – CKH European Put Warrants Jan 2017 B	2017/01/18	2017/01/25
12654	UBS AG – Sands China European Put Warrants Jan 2017 A	2017/01/18	2017/01/25
13123	UBS AG – Tencent Holdings European Warrants Jan 2017 E	2017/01/18	2017/01/25
22696	Bank of East Asia – HS H-SHARE European Warrants Jan 2017 A	2017/01/19	2017/01/26
12317	Goldman Sachs SP (Asia) – HSBC European Warrants Jan 2017 A	2017/01/19	2017/01/26
12914	Goldman Sachs SP (Asia) – Tencent European Put Wt Jan 2017 D	2017/01/19	2017/01/26
13359	Haitong Int'l Sec – HSBC European Warrants Jan 2017 A	2017/01/19	2017/01/26
12813	UBS AG – China Mobile European Put Warrants Jan 2017 B	2017/01/19	2017/01/26
13534	UBS AG – CSOP A50 ETF European Warrants Jan 2017 B	2017/01/19	2017/01/26
12353	UBS AG – HSBC European Put Warrants Jan 2017 B	2017/01/19	2017/01/26
12305	UBS AG – HSBC European Warrants Jan 2017 A	2017/01/19	2017/01/26
12752	UBS AG – Tencent Holdings European Put Warrants Jan 2017 D	2017/01/19	2017/01/26
11389	BNP Paribas Arbit Issu B.V. – HSI Euro Put Wts Jan 2017 B	2017/01/20	2017/01/27
11390	BNP Paribas Arbit Issu B.V. – HSI Euro Put Wts Jan 2017 C	2017/01/20	2017/01/27
11388	BNP Paribas Arbit Issu B.V. – HSI European Wts Jan 2017 A	2017/01/20	2017/01/27
11927	BNP Paribas Arbit Issu B.V. – HSI European Wts Jan 2017 D	2017/01/20	2017/01/27
11608	BOCI Asia Ltd. – HSI European Put Warrants Jan 2017 A	2017/01/20	2017/01/27
12482	BOCI Asia Ltd. – HSI European Warrants Jan 2017 B	2017/01/20	2017/01/27
11732	Credit Suisse AG – HSI European Put Warrants Jan 2017 A	2017/01/20	2017/01/27
12260	Credit Suisse AG – HSI European Put Warrants Jan 2017 B	2017/01/20	2017/01/27
12269	Credit Suisse AG – HSI European Warrants Jan 2017 C	2017/01/20	2017/01/27
11543	Goldman Sachs SP (Asia) – CHALCO European Wts Jan 2017 A	2017/01/20	2017/01/27
11417	Goldman Sachs SP (Asia) – HSI European Put Wts Jan 2017 B	2017/01/20	2017/01/27
11638	Goldman Sachs SP (Asia) – HSI European Put Wts Jan 2017 C	2017/01/20	2017/01/27
11416	Goldman Sachs SP (Asia) – HSI European Warrants Jan 2017 A	2017/01/20	2017/01/27
11964	Goldman Sachs SP (Asia) – HSI European Warrants Jan 2017 D	2017/01/20	2017/01/27
28460	Goldman Sachs SP (Asia) – Ping An European Wts Jan 2017 A	2017/01/20	2017/01/27
28883	Haitong Int'l Sec – Lenovo European Warrants Jan 2017 A	2017/01/20	2017/01/27
11562	HK Bank – HSI European Put Warrants Jan 2017 A	2017/01/20	2017/01/27
11754	HK Bank – HSI European Put Warrants Jan 2017 C	2017/01/20	2017/01/27
11570	HK Bank – HSI European Warrants Jan 2017 B	2017/01/20	2017/01/27
11933	HK Bank – HSI European Warrants Jan 2017 D	2017/01/20	2017/01/27
11986	HK Bank – HSI European Warrants Jan 2017 E	2017/01/20	2017/01/27
11723	HK Bank – ICBC European Warrants Jan 2017 A	2017/01/20	2017/01/27
11445	HK Bank – PICC European Warrants Jan 2017 A	2017/01/20	2017/01/27
12516	J P Morgan SP BV – China Mob European Wts Jan 2017 C	2017/01/20	2017/01/27
11261	J P Morgan SP BV – HSI European Put Warrants Jan 2017 B	2017/01/20	2017/01/27
11476	J P Morgan SP BV – HSI European Put Warrants Jan 2017 C	2017/01/20	2017/01/27
11582	J P Morgan SP BV – HSI European Put Warrants Jan 2017 D	2017/01/20	2017/01/27
11977	J P Morgan SP BV – HSI European Put Warrants Jan 2017 F	2017/01/20	2017/01/27
11176	J P Morgan SP BV – HSI European Warrants Jan 2017 A	2017/01/20	2017/01/27
11745	J P Morgan SP BV – HSI European Warrants Jan 2017 E	2017/01/20	2017/01/27
11978	J P Morgan SP BV – HSI European Warrants Jan 2017 G	2017/01/20	2017/01/27
11145	SG Issuer – HSI European Put Warrants Jan 2017 B	2017/01/20	2017/01/27
11147	SG Issuer – HSI European Put Warrants Jan 2017 C	2017/01/20	2017/01/27
12403	SG Issuer – HSI European Warrants Jan 2017 E	2017/01/20	2017/01/27
11734	UBS AG – Galaxy Ent European Warrants Jan 2017 B	2017/01/20	2017/01/27
11733	UBS AG – Geely Auto European Warrants Jan 2017 A	2017/01/20	2017/01/27
28622	UBS AG – Haitong Sec European Warrants Jan 2017 A	2017/01/20	2017/01/27
11278	UBS AG – HSI European Put Warrants Jan 2017 B	2017/01/20	2017/01/27
11625	UBS AG – HSI European Put Warrants Jan 2017 D	2017/01/20	2017/01/27
11784	UBS AG – HSI European Put Warrants Jan 2017 E	2017/01/20	2017/01/27
11184	UBS AG – HSI European Warrants Jan 2017 A	2017/01/20	2017/01/27
11623	UBS AG – HSI European Warrants Jan 2017 C	2017/01/20	2017/01/27
11740	UBS AG – Lenovo European Warrants Jan 2017 A	2017/01/20	2017/01/27
26963	UBS AG – Tencent Holdings European Put Warrants Jan 2017 A	2017/01/20	2017/01/27
21499	Bank of East Asia – Ping An European Warrants Jan 2017 A	2017/01/23	2017/02/01

List of expired derivative warrants, 2017 (continued)

Code	Warrant	Last trading date	Delisted date
11837	BOCI Asia Ltd. – CC Bank European Put Warrants Jan 2017 B	2017/01/23	2017/02/01
11689	BOCI Asia Ltd. – Ping An European Warrants Jan 2017 B	2017/01/23	2017/02/01
11031	Credit Suisse AG – GF Sec European Warrants Jan 2017 A	2017/01/23	2017/02/01
27005	Credit Suisse AG – Haitong Sec European Warrants Jan 2017 A	2017/01/23	2017/02/01
26440	Credit Suisse AG – PICC European Warrants Jan 2017 A	2017/01/23	2017/02/01
12628	Credit Suisse AG – Tencent Holdings European Wts Jan 2017 B	2017/01/23	2017/02/01
11550	Goldman Sachs SP (Asia) – CC Bank Euro Put Wts Jan 2017 B	2017/01/23	2017/02/01
27706	Goldman Sachs SP (Asia) – CC Bank European Wts Jan 2017 A	2017/01/23	2017/02/01
11289	Goldman Sachs SP (Asia) – Galaxy Ent European Wts Jan 2017 A	2017/01/23	2017/02/01
29284	Goldman Sachs Sp (Asia) – ICBC European Warrants Jan 2017 A	2017/01/23	2017/02/01
29737	Goldman Sachs SP (Asia) – Ping An Euro Put Wts Jan 2017 B	2017/01/23	2017/02/01
29738	Goldman Sachs SP (Asia) – Stanchart European Wts Jan 2017 A	2017/01/23	2017/02/01
26985	Goldman Sachs SP (Asia) – Tencent European Put Wt Jan 2017 B	2017/01/23	2017/02/01
12602	Haitong Int'l Sec – AIA European Warrants Jan 2017 A	2017/01/23	2017/02/01
12369	Haitong Int'l Sec – Anhui Conch European Warrants Jan 2017 A	2017/01/23	2017/02/01
27200	Haitong Int'l Sec – Haitong Sec European Warrants Jan 2017 A	2017/01/23	2017/02/01
12798	Haitong Int'l Sec – Tencent European Put Warrants Jan 2017 B	2017/01/23	2017/02/01
12906	HK Bank – AIA European Warrants Jan 2017 A	2017/01/23	2017/02/01
26811	HK Bank – BOC HK European Warrants Jan 2017 A	2017/01/23	2017/02/01
26604	HK Bank – China Shenhua European Warrants Jan 2017 A	2017/01/23	2017/02/01
11561	HK Bank – China Tel European Warrants Jan 2017 A	2017/01/23	2017/02/01
11334	HK Bank – Galaxy Ent European Warrants Jan 2017 A	2017/01/23	2017/02/01
11273	HK Bank – Ping An European Warrants Jan 2017 A	2017/01/23	2017/02/01
11450	HK Bank – Sinopec Corp European Warrants Jan 2017 A	2017/01/23	2017/02/01
11327	HK Bank – Stanchart European Warrants Jan 2017 A	2017/01/23	2017/02/01
26920	HK Bank – Tencent European Put Warrants Jan 2017 A	2017/01/23	2017/02/01
12729	HK Bank – Tencent European Put Warrants Jan 2017 C	2017/01/23	2017/02/01
13191	HK Bank – Tencent European Warrants Jan 2017 E	2017/01/23	2017/02/01
11449	HK Bank – Zijin Mining European Warrants Jan 2017 A	2017/01/23	2017/02/01
11746	J P Morgan SP BV – AIA European Warrants Jan 2017 A	2017/01/23	2017/02/01
11477	J P Morgan SP BV – CC Bank Euro Put Wts Jan 2017 B	2017/01/23	2017/02/01
11640	J P Morgan SP BV – China Mob European Wts Jan 2017 B	2017/01/23	2017/02/01
13181	J P Morgan SP BV – Geely Auto European Warrants Jan 2017 A	2017/01/23	2017/02/01
11657	J P Morgan SP BV – Henderson Land Dev European Wt Jan 2017 A	2017/01/23	2017/02/01
12303	J P Morgan SP BV – HSBC European Put Warrants Jan 2017 B	2017/01/23	2017/02/01
11770	J P Morgan SP BV – ICBC European Warrants Jan 2017 A	2017/01/23	2017/02/01
11601	J P Morgan SP BV – Sinopec Corp Eu Put Wt Jan 2017 B	2017/01/23	2017/02/01
12663	J P Morgan SP BV – Tencent European Put Warrants Jan 2017 D	2017/01/23	2017/02/01
12517	J P Morgan SP BV – Tencent European Warrants Jan 2017 C	2017/01/23	2017/02/01
27512	Credit Suisse AG – BOCL European Warrants Feb 2017 A	2017/01/23	2017/02/02
11671	Haitong Int'l Sec – CC Bank European Warrants Feb 2017 A	2017/01/23	2017/02/02
26890	Haitong Int'l Sec – CSOP A50 ETF European Put Wts Feb 2017 A	2017/01/23	2017/02/02
25035	HK Bank – SHK Ppt European Warrants Feb 2017 A	2017/01/23	2017/02/02
27082	J P Morgan SP BV – BOCL European Warrants Feb 2017 A	2017/01/23	2017/02/02
11801	J P Morgan SP BV – China Mob European Put Wts Feb 2017 A	2017/01/23	2017/02/02
12756	J P Morgan SP BV – CKH European Warrants Feb 2017 A	2017/01/23	2017/02/02
11579	J P Morgan SP BV – Galaxy Ent European Put Wts Feb 2017 A	2017/01/23	2017/02/02
11323	J P Morgan SP BV – Haitong Sec European Warrants Feb 2017 A	2017/01/23	2017/02/02
28838	J P Morgan SP BV – Lenovo European Warrants Feb 2017 A	2017/01/23	2017/02/02
11798	J P Morgan SP BV – Minth Group European Warrants Feb 2017 A	2017/01/23	2017/02/02
29023	J P Morgan SP BV – Wharf European Warrants Feb 2017 A	2017/01/23	2017/02/02
20783	J P Morgan SP BV – Yanzhou Coal European Warrants Feb 2017 A	2017/01/23	2017/02/02
14281	Standard Chartered Bank – CITIC European Warrants Feb 2017 A	2017/01/23	2017/02/02
11781	UBS AG – CKP European Warrants Feb 2017 A	2017/01/23	2017/02/02
11860	UBS AG – Evergrande European Warrants Feb 2017 A	2017/01/23	2017/02/02
11857	UBS AG – SJM Holdings European Warrants Feb 2017 A	2017/01/23	2017/02/02
24402	BNP Paribas Arbit Issu B.V. – CC Bank Euro Wts Feb 2017 A	2017/01/24	2017/02/03
11222	BNP Paribas Arbit Issu B.V. – CKH European Wts Feb 2017 A	2017/01/24	2017/02/03
27625	BNP Paribas Arbit Issu B.V. – Haitong Sec Eu Wts Feb 2017 A	2017/01/24	2017/02/03
11707	BNP Paribas Arbit Issu B.V. – HS H-SHARE Euro Wts Feb 2017 A	2017/01/24	2017/02/03
11221	BNP Paribas Arbit Issu B.V. – HSBC Euro Put Wts Feb 2017 B	2017/01/24	2017/02/03
11219	BNP Paribas Arbit Issu B.V. – HSBC European Wts Feb 2017 A	2017/01/24	2017/02/03
22332	BNP Paribas Arbit Issu B.V. – Ping An European Wt Feb 2017 A	2017/01/24	2017/02/03
29029	BNP Paribas Arbit Issu B.V. – Ping An European Wt Feb 2017 B	2017/01/24	2017/02/03
11311	BNP Paribas Arbit Issu B.V. – Sands China Euro Wt Feb 2017 A	2017/01/24	2017/02/03
11593	BNP Paribas Arbit Issu B.V. – Stanchart Euro Wts Feb 2017 A	2017/01/24	2017/02/03
21359	BNP Paribas Arbit Issu B.V. – Yanzhou Coal Eur Wt Feb 2017 A	2017/01/24	2017/02/03
21140	BNP Paribas Arbit Issu B.V. – Tencent Hldgs Eu Wt Feb 2017 A	2017/01/24	2017/02/03
11838	BOCI Asia Ltd. – ICBC European Put Warrants Feb 2017 B	2017/01/24	2017/02/03
12772	BOCI Asia Ltd. – Tencent Holdings European Wts Feb 2017 D	2017/01/24	2017/02/03
12658	Credit Suisse AG – PICC European Warrants Feb 2017 A	2017/01/24	2017/02/03
11381	Credit Suisse AG – Ping An European Warrants Feb 2017 A	2017/01/24	2017/02/03
26925	Credit Suisse AG – Tencent Holdings Euro Put Wts Feb 2017 A	2017/01/24	2017/02/03
11512	Goldman Sachs SP (Asia) – China Tel European Wts Feb 2017 A	2017/01/24	2017/02/03
11346	Goldman Sachs SP (Asia) – Link REIT European Wts Feb 2017 A	2017/01/24	2017/02/03
11881	HK Bank – Galaxy Ent European Warrants Feb 2017 A	2017/01/24	2017/02/03
13092	J P Morgan SP BV – GF Sec European Warrants Feb 2017 A	2017/01/24	2017/02/03
11148	J P Morgan SP BV – HSBC European Warrants Feb 2017 A	2017/01/24	2017/02/03
11367	J P Morgan SP BV – ICBC European Put Wts Feb 2017 A	2017/01/24	2017/02/03
12787	J P Morgan SP BV – Lenovo European Warrants Feb 2017 B	2017/01/24	2017/02/03
23282	J P Morgan SP BV – Tencent European Put Warrants Feb 2017 A	2017/01/24	2017/02/03
27457	J P Morgan SP BV – Wynn Macau European Warrants Feb 2017 A	2017/01/24	2017/02/03
19681	Macquarie Bank Ltd. – A50 China European Put Wts Feb 2017 A	2017/01/24	2017/02/03
11398	Macquarie Bank Ltd. – AIA European Warrants Feb 2017 A	2017/01/24	2017/02/03
11712	Macquarie Bank Ltd. – AIA European Warrants Feb 2017 B	2017/01/24	2017/02/03
27385	Macquarie Bank Ltd. – Anhui Conch European Wts Feb 2017 A	2017/01/24	2017/02/03
26222	Macquarie Bank Ltd. – BOCHK European Warrants Feb 2017 A	2017/01/24	2017/02/03

List of expired derivative warrants, 2017 (continued)

Code	Warrant	Last trading date	Delisted date
28226	Macquarie Bank Ltd. – BOCHK European Warrants Feb 2017 B	2017/01/24	2017/02/03
12744	Macquarie Bank Ltd. – Brilliance Chi Euro Wts Feb 2017 A	2017/01/24	2017/02/03
28865	Macquarie Bank Ltd. – BYD European Warrants Feb 2017 A	2017/01/24	2017/02/03
11648	Macquarie Bank Ltd. – BYD European Warrants Feb 2017 B	2017/01/24	2017/02/03
27282	Macquarie Bank Ltd. – CC Bank European Warrants Feb 2017 A	2017/01/24	2017/02/03
13498	Macquarie Bank Ltd. – CC Bank European Warrants Feb 2017 B	2017/01/24	2017/02/03
16569	Macquarie Bank Ltd. – Ch LongYuan European Wts Feb 2017 A	2017/01/24	2017/02/03
24678	Macquarie Bank Ltd. – Ch Southern Air Euro Wts Feb 2017 A	2017/01/24	2017/02/03
11355	Macquarie Bank Ltd. – China Life European Wts Feb 2017 A	2017/01/24	2017/02/03
11121	Macquarie Bank Ltd. – China Mobile Euro Put Wts Feb 2017 A	2017/01/24	2017/02/03
11318	Macquarie Bank Ltd. – China Mobile European Wts Feb 2017 B	2017/01/24	2017/02/03
24967	Macquarie Bank Ltd. – China Shenhua European Wts Feb 2017 A	2017/01/24	2017/02/03
11124	Macquarie Bank Ltd. – CKH European Warrants Feb 2017 A	2017/01/24	2017/02/03
11248	Macquarie Bank Ltd. – CKH European Warrants Feb 2017 B	2017/01/24	2017/02/03
27034	Macquarie Bank Ltd. – CLP European Warrants Feb 2017 A	2017/01/24	2017/02/03
27670	Macquarie Bank Ltd. – CNBM European Warrants Feb 2017 A	2017/01/24	2017/02/03
27632	Macquarie Bank Ltd. – CNOOC European Put Warrants Feb 2017 A	2017/01/24	2017/02/03
27871	Macquarie Bank Ltd. – CNOOC European Warrants Feb 2017 B	2017/01/24	2017/02/03
11393	Macquarie Bank Ltd. – Geely Auto European Wts Feb 2017 A	2017/01/24	2017/02/03
11843	Macquarie Bank Ltd. – Geely Auto European Wts Feb 2017 B	2017/01/24	2017/02/03
11650	Macquarie Bank Ltd. – Henderson Land Dev Euro Wts Feb 2017 A	2017/01/24	2017/02/03
28296	Macquarie Bank Ltd. – Kingsoft European Warrants Feb 2017 A	2017/01/24	2017/02/03
11404	Macquarie Bank Ltd. – Kingsoft European Warrants Feb 2017 B	2017/01/24	2017/02/03
29048	Macquarie Bank Ltd. – Lenovo European Warrants Feb 2017 A	2017/01/24	2017/02/03
11743	Macquarie Bank Ltd. – Lenovo European Warrants Feb 2017 B	2017/01/24	2017/02/03
11316	Macquarie Bank Ltd. – PetroChina European Wts Feb 2017 A	2017/01/24	2017/02/03
25957	Macquarie Bank Ltd. – PICC P&C European Warrants Feb 2017 A	2017/01/24	2017/02/03
27254	Macquarie Bank Ltd. – Ping An European Warrants Feb 2017 A	2017/01/24	2017/02/03
28866	Macquarie Bank Ltd. – Ping An European Warrants Feb 2017 B	2017/01/24	2017/02/03
28049	Macquarie Bank Ltd. – Sands China European Wts Feb 2017 A	2017/01/24	2017/02/03
11314	Macquarie Bank Ltd. – Tencent European Put Wts Feb 2017 C	2017/01/24	2017/02/03
28577	Macquarie Bank Ltd. – Tencent European Warrants Feb 2017 A	2017/01/24	2017/02/03
11250	Macquarie Bank Ltd. – Tencent European Warrants Feb 2017 B	2017/01/24	2017/02/03
11357	Macquarie Bank Ltd. – Tencent European Warrants Feb 2017 D	2017/01/24	2017/02/03
11491	Macquarie Bank Ltd. – Tencent European Warrants Feb 2017 E	2017/01/24	2017/02/03
26993	Macquarie Bank Ltd. – GCL-Poly Energy European Wts Feb 2017 A	2017/01/24	2017/02/03
11556	Macquarie Bank Ltd. – PetroChina European Put Warrants Feb 2017 B	2017/01/24	2017/02/03
11850	Macquarie Bank Ltd. – Sands China European Put Wts Feb 2017 B	2017/01/24	2017/02/03
20905	Standard Chartered Bank – Hanergy Solar European Wts Feb 2017 A	2017/01/24	2017/02/03
13395	UBS AG – CC Bank European Warrants Feb 2017 B	2017/01/24	2017/02/03
12573	BNP Paribas Arbit Issu B.V. – Ch Mobile Euro Wts Feb 2017 A	2017/01/25	2017/02/06
12424	BOCI Asia Ltd. – HSBC European Put Warrants Feb 2017 B	2017/01/25	2017/02/06
12423	BOCI Asia Ltd. – HSBC European Warrants Feb 2017 A	2017/01/25	2017/02/06
12773	BOCI Asia Ltd. – Tencent Holdings European Put Wts Feb 2017 E	2017/01/25	2017/02/06
12514	Credit Suisse AG – AIA European Warrants Feb 2017 A	2017/01/25	2017/02/06
11764	Credit Suisse AG – China Mobile European Put Wts Feb 2017 A	2017/01/25	2017/02/06
11903	Credit Suisse AG – Galaxy Ent European Put Wts Feb 2017 A	2017/01/25	2017/02/06
11816	Credit Suisse AG – Henganintl European Warrants Feb 2017 A	2017/01/25	2017/02/06
11817	Credit Suisse AG – Huaneng Power European Warrants Feb 2017 A	2017/01/25	2017/02/06
12750	Credit Suisse AG – Tencent Holdings Euro Put Wts Feb 2017 C	2017/01/25	2017/02/06
12699	HK Bank – PICC European Warrants Feb 2017 A	2017/01/25	2017/02/06
13993	J P Morgan SP BV – A50 China European Warrants Feb 2017 A	2017/01/25	2017/02/06
29845	J P Morgan SP BV – BOCL European Put Wts Feb 2017 B	2017/01/25	2017/02/06
11862	J P Morgan SP BV – Galaxy Ent European Put Wts Feb 2017 B	2017/01/25	2017/02/06
27602	Macquarie Bank Ltd. – HSBC European Warrants Feb 2017 A	2017/01/25	2017/02/06
12951	SG Issuer – A50 China European Put Warrants Feb 2017 B	2017/01/25	2017/02/06
11895	SG Issuer – A50 China European Warrants Feb 2017 A	2017/01/25	2017/02/06
11892	SG Issuer – AIA European Warrants Feb 2017 A	2017/01/25	2017/02/06
28446	SG Issuer – BOCL European Put Warrants Feb 2017 B	2017/01/25	2017/02/06
28210	SG Issuer – BOCL European Warrants Feb 2017 A	2017/01/25	2017/02/06
11406	SG Issuer – BYD European Warrants Feb 2017 A	2017/01/25	2017/02/06
27242	SG Issuer – CAM CSI300 European Warrants Feb 2017 A	2017/01/25	2017/02/06
11518	SG Issuer – CCoal European Warrants Feb 2017 A	2017/01/25	2017/02/06
11789	SG Issuer – Ch Mob European Warrants Feb 2017 A	2017/01/25	2017/02/06
27238	SG Issuer – CITBK European Warrants Feb 2017 A	2017/01/25	2017/02/06
11189	SG Issuer – CKI Holdings European Warrants Feb 2017 A	2017/01/25	2017/02/06
11966	SG Issuer – CKP European Warrants Feb 2017 A	2017/01/25	2017/02/06
28222	SG Issuer – CNBM European Warrants Feb 2017 A	2017/01/25	2017/02/06
11411	SG Issuer – CP&CC European Warrants Feb 2017 A	2017/01/25	2017/02/06
11894	SG Issuer – CSOP A50 ETF European Warrants Feb 2017 A	2017/01/25	2017/02/06
12764	SG Issuer – Galaxy Ent European Warrants Feb 2017 B	2017/01/25	2017/02/06
11853	SG Issuer – Galaxy European Put Warrants Feb 2017 A	2017/01/25	2017/02/06
29199	SG Issuer – Geely Auto European Warrants Feb 2017 A	2017/01/25	2017/02/06
27953	SG Issuer – GF Sec European Warrants Feb 2017 A	2017/01/25	2017/02/06
27145	SG Issuer – Haitong Sec European Warrants Feb 2017 A	2017/01/25	2017/02/06
11700	SG Issuer – HLand European Warrants Feb 2017 A	2017/01/25	2017/02/06
11494	SG Issuer – HS H-SHARE European Warrants Feb 2017 A	2017/01/25	2017/02/06
11840	SG Issuer – HS H-SHARE European Warrants Feb 2017 B	2017/01/25	2017/02/06
11924	SG Issuer – HSBC European Put Warrants Feb 2017 C	2017/01/25	2017/02/06
11170	SG Issuer – HSBC European Warrants Feb 2017 A	2017/01/25	2017/02/06
11410	SG Issuer – KECL European Warrants Feb 2017 A	2017/01/25	2017/02/06
28700	SG Issuer – Lenovo European Warrants Feb 2017 A	2017/01/25	2017/02/06
11338	SG Issuer – Ping An European Warrants Feb 2017 A	2017/01/25	2017/02/06
12768	SG Issuer – Sands China European Warrants Feb 2017 A	2017/01/25	2017/02/06
11412	SG Issuer – SHK P European Warrants Feb 2017 A	2017/01/25	2017/02/06
11839	SG Issuer – Tencent European Put Warrants Feb 2017 C	2017/01/25	2017/02/06
12651	SG Issuer – Tencent European Warrants Feb 2017 D	2017/01/25	2017/02/06

List of expired derivative warrants, 2017 (continued)

Code	Warrant	Last trading date	Delisted date
13201	SG Issuer – Tencent European Warrants Feb 2017 E	2017/01/25	2017/02/06
11468	SG Issuer – Zijin Mining European Warrants Feb 2017 A	2017/01/25	2017/02/06
22456	SGA Societe Generale Acceptance N.V. – CITIC Euro Wt Feb17 A	2017/01/25	2017/02/06
24020	SGA Societe Generale Acceptance N.V. – Esprit Eu Wt Feb 17 A	2017/01/25	2017/02/06
26126	SGA Societe Generale Acceptance N.V. – ICBC Eu Wt Feb 2017 A	2017/01/25	2017/02/06
26403	SGA Societe Generale Acceptance N.V. – Tencent Eu Wt Feb 17 B	2017/01/25	2017/02/06
24480	SGA Societe Generale Acceptance N.V. – Tencent Eu Put Wt Feb17A	2017/01/25	2017/02/06
11792	BOCI Asia Ltd. – AIA European Warrants Feb 2017 A	2017/01/27	2017/02/07
13129	Credit Suisse AG – AIA European Put Warrants Feb 2017 B	2017/01/27	2017/02/07
11621	Credit Suisse AG – CC Bank European Warrants Feb 2017 A	2017/01/27	2017/02/07
11949	Credit Suisse AG – CHALCO European Wts Feb 2017 A	2017/01/27	2017/02/07
11950	Credit Suisse AG – CSOP A50 ETF European Warrants Feb 2017 A	2017/01/27	2017/02/07
24508	HK Bank – China Unicom European Warrants Feb 2017 A	2017/01/27	2017/02/07
12591	J P Morgan SP BV – AIA European Put Warrants Feb 2017 A	2017/01/27	2017/02/07
15589	SGA Societe Generale Acceptance N.V. – GAC Eur Wts Feb 2017A	2017/01/27	2017/02/07
14097	Credit Suisse AG – AIA European Warrants Feb 2017 C	2017/02/01	2017/02/08
14081	J P Morgan SP BV – AIA European Warrants Feb 2017 B	2017/02/01	2017/02/08
27940	J P Morgan SP BV – Tracker Fund European Put Warrants Feb17B	2017/02/01	2017/02/08
26909	BOCI Asia Ltd. – Tencent Holdings European Put Wts Feb 2017 B	2017/02/02	2017/02/09
17057	Standard Chartered Bank – SHK P European Warrants Feb 2017 A	2017/02/02	2017/02/09
27169	BOCI Asia Ltd. – Tencent Holdings European Put Wts Feb 2017 C	2017/02/03	2017/02/10
12107	UBS AG – SHK Ppt European Warrants Feb 2017 A	2017/02/03	2017/02/10
12140	UBS AG – SPDR Gold Trust European Put Warrants Feb 2017 A	2017/02/03	2017/02/10
12112	UBS AG – Stanchart European Warrants Feb 2017 A	2017/02/03	2017/02/10
11790	BOCI Asia Ltd. – China Mobile European Warrants Feb 2017 A	2017/02/06	2017/02/13
12302	J P Morgan SP BV – Ali Pictures European Warrants Feb 2017 A	2017/02/06	2017/02/13
11600	J P Morgan SP BV – Fosun Intl European Warrants Feb 2017 A	2017/02/10	2017/02/13
10379	J P Morgan SP BV – N225 Idx Euro Put Wts Feb 2017 A	2017/02/06	2017/02/13
12871	UBS AG – Link REIT European Warrants Feb 2017 A	2017/02/06	2017/02/13
11793	BOCI Asia Ltd. – AIA European Put Warrants Feb 2017 B	2017/02/07	2017/02/14
18942	UBS AG – A50 China European Warrants Feb 2017 A	2017/02/07	2017/02/14
24301	UBS AG – China Unicom European Warrants Feb 2017 A	2017/02/07	2017/02/14
12980	UBS AG – HSBC European Put Warrants Feb 2017 A	2017/02/07	2017/02/14
26051	BOCI Asia Ltd. – Tracker Fund European Put Wts Feb 2017 A	2017/02/08	2017/02/15
13278	Goldman Sachs SP (Asia) – CC Bank European Wts Feb 2017 A	2017/02/08	2017/02/15
12408	Credit Suisse AG – Anta Sports European Warrants Feb 2017 B	2017/02/10	2017/02/17
20221	Macquarie Bank Ltd. – Hanergy TFP European Warrants Feb 17 A	2017/02/10	2017/02/17
12476	Credit Suisse AG – Xinyi Solar European Warrants Feb 2017 A	2017/02/13	2017/02/20
12329	J P Morgan SP BV – Link REIT European Warrants Feb 2017 A	2017/02/13	2017/02/20
28003	Bank of East Asia – HKEX European Warrants Feb 2017 A	2017/02/14	2017/02/21
28375	BNP Paribas Arbit Issu B.V. – HSI European Wts Feb 2017 A	2017/02/20	2017/02/21
11791	BOCI Asia Ltd. – SHK Ppt European Warrants Feb 2017 A	2017/02/14	2017/02/21
27966	Goldman Sachs SP (Asia) – HKEX European Warrants Feb 2017 B	2017/02/14	2017/02/21
27972	Goldman Sachs SP (Asia) – HKEX European Warrants Feb 2017 C	2017/02/14	2017/02/21
12481	Goldman Sachs SP (Asia) – HSBC European Put Wts Feb 2017 A	2017/02/14	2017/02/21
27477	Goldman Sachs SP (Asia) – Tencent European Wt Feb 2017 A	2017/02/14	2017/02/21
27347	HK Bank – HKEX European Warrants Feb 2017 B	2017/02/14	2017/02/21
25097	HK Bank – Tencent European Warrants Feb 2017 A	2017/02/14	2017/02/21
27938	J P Morgan SP BV – Tencent European Warrants Feb 2017 B	2017/02/14	2017/02/21
27774	UBS AG – BYD European Warrants Feb 2017 A	2017/02/14	2017/02/21
27949	UBS AG – Tencent Holdings European Warrants Feb 2017 A	2017/02/14	2017/02/21
13643	Goldman Sachs Sp (Asia) – ICBC European Warrants Feb 2017 B	2017/02/15	2017/02/22
12561	UBS AG – A50 China European Warrants Feb 2017 B	2017/02/15	2017/02/22
12559	UBS AG – CC Bank European Warrants Feb 2017 A	2017/02/15	2017/02/22
11036	UBS AG – Fosun Intl European Warrants Feb 2017 A	2017/02/15	2017/02/22
12753	UBS AG – Geely Auto European Warrants Feb 2017 A	2017/02/15	2017/02/22
13357	Goldman Sachs SP (Asia) – CAM CSI300 European Wts Feb 2017 A	2017/02/16	2017/02/23
13869	Goldman Sachs SP (Asia) – CC Bank European Wts Feb 2017 B	2017/02/16	2017/02/23
12665	UBS AG – BYD European Warrants Feb 2017 B	2017/02/16	2017/02/23
12657	UBS AG – Ping An European Put Warrants Feb 2017 A	2017/02/16	2017/02/23
12653	UBS AG – Tencent Holdings European Warrants Feb 2017 B	2017/02/16	2017/02/23
29263	Goldman Sachs SP (Asia) – Chi Res Land Euro Wts Feb 2017 A	2017/02/17	2017/02/24
11375	Goldman Sachs SP (Asia) – China Life Euro Wts Feb 2017 A	2017/02/17	2017/02/24
27862	Goldman Sachs SP (Asia) – Haitong Sec Euro Wts Feb 2017 A	2017/02/17	2017/02/24
11726	Goldman Sachs Sp (Asia) – ICBC European Warrants Feb 2017 A	2017/02/17	2017/02/24
12315	Goldman Sachs SP (Asia) – Kingsoft European Wts Feb 2017 A	2017/02/17	2017/02/24
13356	Goldman Sachs SP (Asia) – PetroChina European Wts Feb 2017 A	2017/02/17	2017/02/24
13757	Goldman Sachs SP (Asia) – Tencent European Wt Feb 2017 C	2017/02/17	2017/02/24
12955	J P Morgan SP BV – A50 China European Warrants Mar 2017 B	2017/02/23	2017/02/24
11207	J P Morgan SP BV – China Life European Warrants Feb 2017 A	2017/02/23	2017/02/24
14588	J P Morgan SP BV – Sinopec Corp European Warrants Mar 2017 B	2017/02/23	2017/02/24
12718	UBS AG – CKH European Warrants Feb 2017 A	2017/02/17	2017/02/24
27187	UBS AG – HKEX European Warrants Feb 2017 A	2017/02/17	2017/02/24
11824	UBS AG – ICBC European Warrants Feb 2017 A	2017/02/17	2017/02/24
13868	Goldman Sachs SP (Asia) – China Mobile Euro Wts Feb 2017 A	2017/02/20	2017/02/27
13735	Goldman Sachs SP (Asia) – CNOOC European Warrants Feb 2017 A	2017/02/20	2017/02/27
13358	Goldman Sachs SP (Asia) – Tencent European Wt Feb 2017 B	2017/02/20	2017/02/27
12595	Haitong Int'l Sec – Geely Auto European Warrants Feb 2017 A	2017/02/20	2017/02/27
13292	HK Bank – HKEX European Put Warrants Feb 2017 C	2017/02/20	2017/02/27
12420	UBS AG – Agricultural Bank European Warrants Feb 2017 A	2017/02/20	2017/02/27
26831	UBS AG – BOCL European Warrants Feb 2017 A	2017/02/20	2017/02/27
13187	UBS AG – China Mobile European Warrants Feb 2017 A	2017/02/20	2017/02/27
13185	UBS AG – HKEX European Put Warrants Feb 2017 B	2017/02/20	2017/02/27
13751	UBS AG – Lenovo European Warrants Feb 2017 A	2017/02/20	2017/02/27
13394	UBS AG – PetroChina European Warrants Feb 2017 A	2017/02/20	2017/02/27
13219	UBS AG – Tencent Holdings European Warrants Feb 2017 C	2017/02/20	2017/02/27
28376	BNP Paribas Arbit Issu B.V. – HSI Euro Put Wts Feb 2017 B	2017/02/21	2017/02/28

List of expired derivative warrants, 2017 (continued)

Code	Warrant	Last trading date	Delisted date
28610	BNP Paribas Arbit Issu B.V. – HSI Euro Put Wts Feb 2017 D	2017/02/21	2017/02/28
11758	BNP Paribas Arbit Issu B.V. – HSI Euro Put Wts Feb 2017 E	2017/02/21	2017/02/28
28603	BNP Paribas Arbit Issu B.V. – HSI European Wts Feb 2017 C	2017/02/21	2017/02/28
27094	BOCI Asia Ltd. – HKEX European Warrants Feb 2017 A	2017/02/21	2017/02/28
12483	BOCI Asia Ltd. – HSI European Put Warrants Feb 2017 A	2017/02/21	2017/02/28
23120	BOCI Asia Ltd. – Tencent Holdings European Wts Feb 2017 A	2017/02/21	2017/02/28
11591	Credit Suisse AG – Greatwall Motor European Wts Feb 2017 A	2017/02/21	2017/02/28
14249	Credit Suisse AG – HKEX European Warrants Feb 2017 B	2017/02/21	2017/02/28
12328	Credit Suisse AG – HSBC European Put Warrants Feb 2017 A	2017/02/21	2017/02/28
12549	Credit Suisse AG – HSI European Put Warrants Feb 2017 A	2017/02/21	2017/02/28
27096	Credit Suisse AG – Tencent Holdings European Wts Feb 2017 B	2017/02/21	2017/02/28
12324	Goldman Sachs SP (Asia) – CITIC Sec European Wts Feb 2017 A	2017/02/21	2017/02/28
11972	Goldman Sachs SP (Asia) – Geely Auto European Wts Feb 2017 B	2017/02/21	2017/02/28
27016	Goldman Sachs SP (Asia) – HKEX European Warrants Feb 2017 A	2017/02/21	2017/02/28
13647	Goldman Sachs SP (Asia) – HKEX European Warrants Feb 2017 D	2017/02/21	2017/02/28
11551	Goldman Sachs SP (Asia) – HSI European Put Wts Feb 2017 B	2017/02/21	2017/02/28
12339	Goldman Sachs SP (Asia) – HSI European Put Wts Feb 2017 B	2017/02/21	2017/02/28
12515	Goldman Sachs SP (Asia) – HSI European Put Wts Feb 2017 C	2017/02/21	2017/02/28
14227	Goldman Sachs SP (Asia) – HSI European Warrants Feb 2017 D	2017/02/21	2017/02/28
11995	Haitong Int'l Sec – Ch Molybdenum European Warrants Feb 17A	2017/02/21	2017/02/28
12370	Haitong Int'l Sec – China Mobile European Put Wts Feb 2017 A	2017/02/21	2017/02/28
13390	Haitong Int'l Sec – China Mobile European Warrants Feb 2017B	2017/02/21	2017/02/28
11996	Haitong Int'l Sec – China Vanke European Warrants Feb 2017 A	2017/02/21	2017/02/28
27710	Haitong Int'l Sec – HKEX European Warrants Feb 2017 A	2017/02/21	2017/02/28
11329	HK Bank – China Life European Warrants Feb 2017 A	2017/02/21	2017/02/28
12431	HK Bank – China Mobile European Warrants Feb 2017 A	2017/02/21	2017/02/28
11999	HK Bank – HSI European Put Warrants Feb 2017 B	2017/02/21	2017/02/28
12447	HK Bank – HSI European Put Warrants Feb 2017 D	2017/02/21	2017/02/28
12725	HK Bank – HSI European Put Warrants Feb 2017 E	2017/02/21	2017/02/28
11755	HK Bank – HSI European Warrants Feb 2017 A	2017/02/21	2017/02/28
12445	HK Bank – HSI European Warrants Feb 2017 C	2017/02/21	2017/02/28
12416	J P Morgan SP BV – Guotai Junani European Warrants Feb 2017A	2017/02/21	2017/02/28
29246	J P Morgan SP BV – HSI European Put Warrants Feb 2017 A	2017/02/21	2017/02/28
11345	J P Morgan SP BV – HSI European Put Warrants Feb 2017 B	2017/02/21	2017/02/28
11767	J P Morgan SP BV – HSI European Put Warrants Feb 2017 D	2017/02/21	2017/02/28
12518	J P Morgan SP BV – HSI European Put Warrants Feb 2017 F	2017/02/21	2017/02/28
11715	J P Morgan SP BV – HSI European Warrants Feb 2017 C	2017/02/21	2017/02/28
11976	J P Morgan SP BV – HSI European Warrants Feb 2017 E	2017/02/21	2017/02/28
12758	J P Morgan SP BV – HSI European Warrants Feb 2017 G	2017/02/21	2017/02/28
12457	SG Issuer – HSI European Put Warrants Feb 2017 B	2017/02/21	2017/02/28
12458	SG Issuer – HSI European Put Warrants Feb 2017 C	2017/02/21	2017/02/28
27921	SG Issuer – HSI European Warrants Feb 2017 A	2017/02/21	2017/02/28
12828	SG Issuer – HSI European Warrants Feb 2017 D	2017/02/21	2017/02/28
26847	UBS AG – Greatwall Motor European Warrants Feb 2017 A	2017/02/21	2017/02/28
11797	UBS AG – HSI European Put Warrants Feb 2017 A	2017/02/21	2017/02/28
12365	UBS AG – HSI European Put Warrants Feb 2017 B	2017/02/21	2017/02/28
13682	UBS AG – HSI European Warrants Feb 2017 C	2017/02/21	2017/02/28
19690	UBS AG – Jiangxi Copper European Warrants Feb 2017 A	2017/02/21	2017/02/28
13419	UBS AG – Sinopec Corp European Warrants Feb 2017 A	2017/02/21	2017/02/28
27843	Bank of East Asia – ZTE European Warrants Feb 2017 A	2017/02/22	2017/03/01
27503	BOCI Asia Ltd. – ICBC European Warrants Feb 2017 A	2017/02/22	2017/03/01
11172	Credit Suisse AG – Anta Sports European Warrants Feb 2017 A	2017/02/22	2017/03/01
27071	Credit Suisse AG – HKEX European Warrants Feb 2017 A	2017/02/22	2017/03/01
28769	Credit Suisse AG – HTSC European Warrants Feb 2017 A	2017/02/22	2017/03/01
27257	Credit Suisse AG – ICBC European Warrants Feb 2017 A	2017/02/22	2017/03/01
11538	Goldman Sachs SP (Asia) – A50 China European Wts Feb 2017 A	2017/02/22	2017/03/01
27190	Goldman Sachs SP (Asia) – Agri Bk European Wts Feb 2017 A	2017/02/22	2017/03/01
27131	Goldman Sachs SP (Asia) – Fosun Intl European Wts Feb 2017 A	2017/02/22	2017/03/01
11043	Goldman Sachs SP (Asia) – Geely Auto European Wts Feb 2017 A	2017/02/22	2017/03/01
11291	Goldman Sachs SP (Asia) – HS Bank European Warrants Feb 17 A	2017/02/22	2017/03/01
27093	HK Bank – Agricultural Bank European Warrants Feb 2017 A	2017/02/22	2017/03/01
27092	HK Bank – BOCL European Warrants Feb 2017 A	2017/02/22	2017/03/01
12620	HK Bank – CAM CSI300 European Warrants Feb 2017 A	2017/02/22	2017/03/01
12617	HK Bank – CC Bank European Warrants Feb 2017 A	2017/02/22	2017/03/01
12338	HK Bank – China Vanke European Warrants Feb 2017 A	2017/02/22	2017/03/01
12312	HK Bank – CNOOC European Warrants Feb 2017 A	2017/02/22	2017/03/01
12810	HK Bank – Geely Auto European Warrants Feb 2017 A	2017/02/22	2017/03/01
27614	HK Bank – Greatwall Motor European Warrants Feb 2017 A	2017/02/22	2017/03/01
11956	HK Bank – Haitong Sec European Warrants Feb 2017 A	2017/02/22	2017/03/01
27023	HK Bank – HKEX European Warrants Feb 2017 A	2017/02/22	2017/03/01
12618	HK Bank – ICBC European Warrants Feb 2017 A	2017/02/22	2017/03/01
12727	HK Bank – Minsheng Bank European Warrants Feb 2017 A	2017/02/22	2017/03/01
12616	HK Bank – Sands China European Put Warrants Feb 2017 A	2017/02/22	2017/03/01
14247	HK Bank – Tencent European Warrants Feb 2017 B	2017/02/22	2017/03/01
11905	J P Morgan SP BV – CC Bank European Wts Feb 2017 A	2017/02/22	2017/03/01
13087	J P Morgan SP BV – CNOOC European Warrants Feb 2017 A	2017/02/22	2017/03/01
11906	J P Morgan SP BV – Galaxy Ent European Warrants Feb 2017 C	2017/02/22	2017/03/01
12349	J P Morgan SP BV – Geely Auto European Warrants Feb 2017 A	2017/02/22	2017/03/01
27884	J P Morgan SP BV – HKEX European Warrants Feb 2017 A	2017/02/22	2017/03/01
11867	J P Morgan SP BV – Sands China European Put Wts Feb 2017 A	2017/02/22	2017/03/01
11800	J P Morgan SP BV – Sunny Optical European Warrants Feb 2017A	2017/02/22	2017/03/01
11152	J P Morgan SP BV – Tencent European Put Warrants Feb 2017 C	2017/02/22	2017/03/01
12762	J P Morgan SP BV – Tencent European Warrants Feb 2017 D	2017/02/22	2017/03/01
26466	J P Morgan SP BV – Tracker Fund European Warrants Feb 2017 A	2017/02/22	2017/03/01
12337	SG Issuer – HSBC European Put Warrants Feb 2017 D	2017/02/22	2017/03/01
13776	HK Bank – CNOOC European Warrants Mar 2017 A	2017/02/23	2017/03/02
12908	HK Bank – Lenovo European Warrants Mar 2017 A	2017/02/23	2017/03/02

List of expired derivative warrants, 2017 (continued)

Code	Warrant	Last trading date	Delisted date
13791	HK Bank – PetroChina European Warrants Mar 2017 A	2017/02/23	2017/03/02
12910	HK Bank – Sinopec Corp European Warrants Mar 2017 A	2017/02/23	2017/03/02
28021	J P Morgan SP BV – BankComm European Warrants Mar 2017 A	2017/02/23	2017/03/02
13859	J P Morgan SP BV – China Life European Warrants Mar 2017 A	2017/02/23	2017/03/02
21303	J P Morgan SP BV – Greatwall Motor European Wts Mar 2017 A	2017/02/23	2017/03/02
11037	J P Morgan SP BV – HKEX European Warrants Mar 2017 A	2017/02/23	2017/03/02
12660	J P Morgan SP BV – NCI European Warrants Mar 2017 A	2017/02/23	2017/03/02
13489	J P Morgan SP BV – PetroChina European Warrants Mar 2017 A	2017/02/23	2017/03/02
12659	J P Morgan SP BV – PICC Group European Warrants Mar 2017 A	2017/02/23	2017/03/02
13670	J P Morgan SP BV – Ping An European Warrants Mar 2017 B	2017/02/23	2017/03/02
14620	J P Morgan SP BV – Tencent European Warrants Mar 2017 D	2017/02/23	2017/03/02
25826	J P Morgan SP BV – ZTE European Warrants Mar 2017 A	2017/02/23	2017/03/02
13463	UBS AG – HKEX European Warrants Mar 2017 C	2017/02/23	2017/03/02
14344	UBS AG – Tencent Holdings European Warrants Mar 2017 C	2017/02/23	2017/03/02
27555	Bank of East Asia – Great Wall Motor European Wts Mar 2017 A	2017/02/24	2017/03/03
20734	BNP Paribas Arbit Issu B.V. – A50 China Euro Wts Mar 2017 A	2017/02/24	2017/03/03
12236	BNP Paribas Arbit Issu B.V. – A50 China Euro Wts Mar 2017 B	2017/02/24	2017/03/03
21776	BNP Paribas Arbit Issu B.V. – Ch Mobile Euro Wts Mar 2017 A	2017/02/24	2017/03/03
11869	BNP Paribas Arbit Issu B.V. – Ch Mobile Euro Wts Mar 2017 B	2017/02/24	2017/03/03
20571	BNP Paribas Arbit Issu B.V. – Ch Railway Euro Wts Mar 2017 A	2017/02/24	2017/03/03
27974	BNP Paribas Arbit Issu B.V. – China Life Euro Wts Mar 2017 A	2017/02/24	2017/03/03
28067	BNP Paribas Arbit Issu B.V. – CICC European Warrants Mar 17A	2017/02/24	2017/03/03
27717	BNP Paribas Arbit Issu B.V. – CITIC Bank Euro Wts Mar 2017 A	2017/02/24	2017/03/03
11711	BNP Paribas Arbit Issu B.V. – CKP European Wts Mar 2017 A	2017/02/24	2017/03/03
22063	BNP Paribas Arbit Issu B.V. – COSCO Pacific Eu Wt Mar 2017 A	2017/02/24	2017/03/03
12248	BNP Paribas Arbit Issu B.V. – CSOP A50 ETF Eu Wts Mar 2017 A	2017/02/24	2017/03/03
11925	BNP Paribas Arbit Issu B.V. – HKEX European Wts Mar 2017 A	2017/02/24	2017/03/03
13297	BNP Paribas Arbit Issu B.V. – HKEX European Wts Mar 2017 B	2017/02/24	2017/03/03
13379	BNP Paribas Arbit Issu B.V. – HKEX European Wts Mar 2017 C	2017/02/24	2017/03/03
12220	BNP Paribas Arbit Issu B.V. – HSBC Euro Put Wts Mar 2017 A	2017/02/24	2017/03/03
12376	BNP Paribas Arbit Issu B.V. – HSBC European Wts Mar 2017 B	2017/02/24	2017/03/03
12817	BNP Paribas Arbit Issu B.V. – ICBC European Wts Mar 2017 A	2017/02/24	2017/03/03
28333	BNP Paribas Arbit Issu B.V. – Kingsoft Euro Wts Mar 2017 A	2017/02/24	2017/03/03
11944	BNP Paribas Arbit Issu B.V. – PetroCh Euro Wts Mar 2017 A	2017/02/24	2017/03/03
12891	BNP Paribas Arbit Issu B.V. – Ping An European Wt Mar 2017 A	2017/02/24	2017/03/03
12145	BNP Paribas Arbit Issu B.V. – R&F Ppt Euro Wts Mar 2017 A	2017/02/24	2017/03/03
11940	BNP Paribas Arbit Issu B.V. – Sinopec Corp Eu Wts Mar 2017 A	2017/02/24	2017/03/03
26185	BNP Paribas Arbit Issu B.V. – Tracker Fund Euro Wts Mar 17 A	2017/02/24	2017/03/03
12388	BNP Paribas Arbit Issu B.V. – Zijin Mining Eu Wts Mar 2017 A	2017/02/24	2017/03/03
24398	BNP Paribas Arbit Issu B.V. – Tencent Hldgs Eu Wt Mar 2017 A	2017/02/24	2017/03/03
12921	BOCI Asia Ltd. – Chi Res Land European Warrants Mar 2017 A	2017/02/24	2017/03/03
12848	BOCI Asia Ltd. – CNOOC European Warrants Mar 2017 A	2017/02/24	2017/03/03
12922	BOCI Asia Ltd. – Haitong Sec European Warrants Mar 2017 A	2017/02/24	2017/03/03
14058	Credit Suisse AG – BYD European Warrants Mar 2017 A	2017/02/24	2017/03/03
12440	Credit Suisse AG – Kingsoft European Warrants Mar 2017 A	2017/02/24	2017/03/03
13953	Credit Suisse AG – Ping An European Warrants Mar 2017 C	2017/02/24	2017/03/03
13135	Credit Suisse AG – SHK Ppt European Warrants Mar 2017 A	2017/02/24	2017/03/03
28281	Credit Suisse AG – Tencent Holdings European Wts Mar 2017 A	2017/02/24	2017/03/03
13131	Credit Suisse AG – Tencent Holdings European Wts Mar 2017 C	2017/02/24	2017/03/03
11882	HK Bank – Sands China European Warrants Mar 2017 A	2017/02/24	2017/03/03
11984	J P Morgan SP BV – Ch Molybdenum European Warrants Mar 2017A	2017/02/24	2017/03/03
13340	J P Morgan SP BV – China Tel European Warrants Mar 2017 A	2017/02/24	2017/03/03
11983	J P Morgan SP BV – China Vanke European Warrants Mar 2017 A	2017/02/24	2017/03/03
13810	J P Morgan SP BV – CKH European Put Warrants Mar 2017 A	2017/02/24	2017/03/03
11287	J P Morgan SP BV – CKI Holdings European Warrants Mar 2017 A	2017/02/24	2017/03/03
12873	J P Morgan SP BV – CRRC Times European Warrants Mar 2017 A	2017/02/24	2017/03/03
13992	J P Morgan SP BV – CSOP A50 ETF European Warrants Mar 2017 A	2017/02/24	2017/03/03
12418	J P Morgan SP BV – Huaneng Power European Wts Mar 2017 A	2017/02/24	2017/03/03
12442	J P Morgan SP BV – ICBC European Warrants Mar 2017 A	2017/02/24	2017/03/03
12413	J P Morgan SP BV – Kingdee Intl European Warrants Mar 2017 A	2017/02/24	2017/03/03
11038	J P Morgan SP BV – Link REIT European Warrants Mar 2017 A	2017/02/24	2017/03/03
12332	J P Morgan SP BV – New World Dev European Wts Mar 2017 A	2017/02/24	2017/03/03
12581	J P Morgan SP BV – Ping An European Put Warrants Mar 2017 A	2017/02/24	2017/03/03
12887	J P Morgan SP BV – Shenzhou Intl European Warrants Mar 2017A	2017/02/24	2017/03/03
12330	J P Morgan SP BV – SHK Ppt European Warrants Mar 2017 A	2017/02/24	2017/03/03
23270	J P Morgan SP BV – Tencent European Warrants Mar 2017 A	2017/02/24	2017/03/03
14054	J P Morgan SP BV – Tencent European Warrants Mar 2017 C	2017/02/24	2017/03/03
11887	Macquarie Bank Ltd. – A50 China European Warrants Mar 2017 A	2017/02/24	2017/03/03
13190	Macquarie Bank Ltd. – AIA European Put Warrants Mar 2017 A	2017/02/24	2017/03/03
23615	Macquarie Bank Ltd. – Avichina European Warrants Mar 2017 A	2017/02/24	2017/03/03
11998	Macquarie Bank Ltd. – BOCL European Warrants Mar 2017 A	2017/02/24	2017/03/03
11452	Macquarie Bank Ltd. – BYD European Warrants Mar 2017 A	2017/02/24	2017/03/03
26299	Macquarie Bank Ltd. – CC Bank European Warrants Mar 2017 A	2017/02/24	2017/03/03
11955	Macquarie Bank Ltd. – CHALCO European Warrants Mar 2017 A	2017/02/24	2017/03/03
27629	Macquarie Bank Ltd. – Chi Res Land European Wts Mar 2017 A	2017/02/24	2017/03/03
26501	Macquarie Bank Ltd. – China Agri European Wts Mar 2017 A	2017/02/24	2017/03/03
11107	Macquarie Bank Ltd. – China East Air European Wts Mar 2017 A	2017/02/24	2017/03/03
11484	Macquarie Bank Ltd. – CITIC Sec European Warrants Mar 2017 A	2017/02/24	2017/03/03
11482	Macquarie Bank Ltd. – CKH European Warrants Mar 2017 A	2017/02/24	2017/03/03
11555	Macquarie Bank Ltd. – CKI Holdings European Warrants Mar17 A	2017/02/24	2017/03/03
11845	Macquarie Bank Ltd. – CNOOC European Warrants Mar 2017 A	2017/02/24	2017/03/03
23349	Macquarie Bank Ltd. – CRRC European Warrants Mar 2017 A	2017/02/24	2017/03/03
27485	Macquarie Bank Ltd. – Foxconn European Warrants Mar 2017 A	2017/02/24	2017/03/03
28046	Macquarie Bank Ltd. – Galaxy Ent European Wts Mar 2017 A	2017/02/24	2017/03/03
11109	Macquarie Bank Ltd. – Guotai Junani European Warrants Mar17A	2017/02/24	2017/03/03
26262	Macquarie Bank Ltd. – Haitong Sec European Wts Mar 2017 A	2017/02/24	2017/03/03
11110	Macquarie Bank Ltd. – Hang Seng Bank European Wts Mar 2017 A	2017/02/24	2017/03/03

List of expired derivative warrants, 2017 (continued)

Code	Warrant	Last trading date	Delisted date
12487	Macquarie Bank Ltd. – HKEX European Put Warrants Mar 2017 C	2017/02/24	2017/03/03
26995	Macquarie Bank Ltd. – HKEX European Warrants Mar 2017 A	2017/02/24	2017/03/03
27186	Macquarie Bank Ltd. – HKEX European Warrants Mar 2017 B	2017/02/24	2017/03/03
12490	Macquarie Bank Ltd. – HKEX European Warrants Mar 2017 D	2017/02/24	2017/03/03
12393	Macquarie Bank Ltd. – Huaneng Power European Wts Mar 2017 A	2017/02/24	2017/03/03
26545	Macquarie Bank Ltd. – ICBC European Put Warrants Mar 2017 C	2017/02/24	2017/03/03
24662	Macquarie Bank Ltd. – ICBC European Warrants Mar 2017 A	2017/02/24	2017/03/03
26332	Macquarie Bank Ltd. – ICBC European Warrants Mar 2017 B	2017/02/24	2017/03/03
12451	Macquarie Bank Ltd. – Minsheng Bank European Wts Mar 2017 A	2017/02/24	2017/03/03
26867	Macquarie Bank Ltd. – NCI European Warrants Mar 2017 A	2017/02/24	2017/03/03
11513	Macquarie Bank Ltd. – PICC Group European Wts Mar 2017 A	2017/02/24	2017/03/03
11169	Macquarie Bank Ltd. – Ping An European Put Warrants Mar 17 B	2017/02/24	2017/03/03
28343	Macquarie Bank Ltd. – Ping An European Warrants Mar 2017 A	2017/02/24	2017/03/03
11358	Macquarie Bank Ltd. – Ping An European Warrants Mar 2017 C	2017/02/24	2017/03/03
24579	Macquarie Bank Ltd. – R&F Ppt European Warrants Mar 2017 A	2017/02/24	2017/03/03
26549	Macquarie Bank Ltd. – Shenzhen Int'l European Wts Mar 2017 A	2017/02/24	2017/03/03
11752	Macquarie Bank Ltd. – SHK Ppt European Put Wts Mar 2017 A	2017/02/24	2017/03/03
12306	Macquarie Bank Ltd. – SHK Ppt European Warrants Mar 2017 B	2017/02/24	2017/03/03
27488	Macquarie Bank Ltd. – Sinopec Corp European Put Wts Mar17A	2017/02/24	2017/03/03
11649	Macquarie Bank Ltd. – Sinopec Corp European Wts Mar 2017 B	2017/02/24	2017/03/03
27553	Macquarie Bank Ltd. – Stanchart European Warrants Mar 2017 A	2017/02/24	2017/03/03
11965	Macquarie Bank Ltd. – Tencent European Put Wts Mar 2017 D	2017/02/24	2017/03/03
11823	Macquarie Bank Ltd. – Tencent European Warrants Mar 2017 A	2017/02/24	2017/03/03
11891	Macquarie Bank Ltd. – Tencent European Warrants Mar 2017 B	2017/02/24	2017/03/03
11920	Macquarie Bank Ltd. – Tencent European Warrants Mar 2017 C	2017/02/24	2017/03/03
12223	Macquarie Bank Ltd. – Tencent European Warrants Mar 2017 E	2017/02/24	2017/03/03
22284	Macquarie Bank Ltd. – Tingyi European Warrants Mar 2017 A	2017/02/24	2017/03/03
21042	Macquarie Bank Ltd. – Yanzhou Coal European Wts Mar 2017 A	2017/02/24	2017/03/03
11936	Macquarie Bank Ltd. – Greatwall Motor European Wts Mar 2017 A	2017/02/24	2017/03/03
11502	Macquarie Bank Ltd. – Sands China European Put Wts Mar 2017 A	2017/02/24	2017/03/03
12560	UBS AG – ICBC European Warrants Mar 2017 A	2017/02/24	2017/03/03
13752	UBS AG – Sinopec Corp European Warrants Mar 2017 A	2017/02/24	2017/03/03
26836	Bank of East Asia – CM Bank European Warrants Mar 2017 A	2017/02/27	2017/03/06
11436	BOCI Asia Ltd. – China Life European Warrants Mar 2017 A	2017/02/27	2017/03/06
12847	BOCI Asia Ltd. – PetroChina European Warrants Mar 2017 A	2017/02/27	2017/03/06
12775	BOCI Asia Ltd. – Ping An European Put Warrants Mar 2017 A	2017/02/27	2017/03/06
12851	BOCI Asia Ltd. – Sands China European Warrants Mar 2017 B	2017/02/27	2017/03/06
14143	Credit Suisse AG – AIA European Warrants Mar 2017 A	2017/02/27	2017/03/06
12632	Credit Suisse AG – Bank of China European Put Wts Mar 2017 A	2017/02/27	2017/03/06
12778	Credit Suisse AG – CC Bank European Warrants Mar 2017 A	2017/02/27	2017/03/06
12407	Credit Suisse AG – Chi Res Land European Warrants Mar 2017 A	2017/02/27	2017/03/06
12509	Credit Suisse AG – China Mobile European Warrants Mar 2017 B	2017/02/27	2017/03/06
12895	Credit Suisse AG – China Tel European Warrants Mar 2017 A	2017/02/27	2017/03/06
12719	Credit Suisse AG – CKH European Put Warrants Mar 2017 A	2017/02/27	2017/03/06
12821	Credit Suisse AG – CKH Holdings European Warrants Mar 2017 B	2017/02/27	2017/03/06
12896	Credit Suisse AG – CKP European Warrants Mar 2017 A	2017/02/27	2017/03/06
13640	Credit Suisse AG – CNOOC European Warrants Mar 2017 A	2017/02/27	2017/03/06
12558	Credit Suisse AG – CSOP A50 ETF European Warrants Mar 2017 A	2017/02/27	2017/03/06
12777	Credit Suisse AG – Geely Auto European Warrants Mar 2017 A	2017/02/27	2017/03/06
13222	Credit Suisse AG – HKEX European Put Warrants Mar 2017 C	2017/02/27	2017/03/06
27072	Credit Suisse AG – HKEX European Warrants Mar 2017 A	2017/02/27	2017/03/06
12555	Credit Suisse AG – HKEX European Warrants Mar 2017 B	2017/02/27	2017/03/06
13221	Credit Suisse AG – HS H-SHARE European Warrants Mar 2017 B	2017/02/27	2017/03/06
12869	Credit Suisse AG – HSBC European Wts Mar 2017 A	2017/02/27	2017/03/06
12463	Credit Suisse AG – ICBC European Warrants Mar 2017 A	2017/02/27	2017/03/06
12405	Credit Suisse AG – Lenovo European Warrants Mar 2017 A	2017/02/27	2017/03/06
12878	Credit Suisse AG – Link REIT European Warrants Mar 2017 A	2017/02/27	2017/03/06
12776	Credit Suisse AG – PCCW European Warrants Mar 2017 A	2017/02/27	2017/03/06
12557	Credit Suisse AG – Ping An European Put Warrants Mar 2017 A	2017/02/27	2017/03/06
12439	Credit Suisse AG – Sands China European Put Wts Mar 2017 A	2017/02/27	2017/03/06
12288	Credit Suisse AG – Sinopec Corp European Warrants Mar 2017 A	2017/02/27	2017/03/06
12472	Credit Suisse AG – Sinopharm European Warrants Mar 2017 A	2017/02/27	2017/03/06
12919	Credit Suisse AG – Tencent Holdings European Wts Mar 2017 B	2017/02/27	2017/03/06
14465	Credit Suisse AG – Tencent Holdings European Wts Mar 2017 E	2017/02/27	2017/03/06
11744	J P Morgan SP BV – JX Copper European Warrants Mar 2017 A	2017/02/27	2017/03/06
12521	SG Issuer – A50 China European Warrants Mar 2017 A	2017/02/27	2017/03/06
12950	SG Issuer – A50 China European Warrants Mar 2017 B	2017/02/27	2017/03/06
12334	SG Issuer – AIA European Put Warrants Mar 2017 B	2017/02/27	2017/03/06
12865	SG Issuer – BOCL European Put Warrants Mar 2017 B	2017/02/27	2017/03/06
12497	SG Issuer – BOCOM European Warrants Mar 2017 A	2017/02/27	2017/03/06
12638	SG Issuer – CAM CSI300 European Warrants Mar 2017 A	2017/02/27	2017/03/06
11748	SG Issuer – CCB European Put Warrants Mar 2017 B	2017/02/27	2017/03/06
27207	SG Issuer – CCB European Warrants Mar 2017 A	2017/02/27	2017/03/06
13032	SG Issuer – Ch Mob European Warrants Mar 2017 C	2017/02/27	2017/03/06
12344	SG Issuer – CHALCO European Warrants Mar 2017 A	2017/02/27	2017/03/06
11066	SG Issuer – China Life European Warrants Mar 2017 A	2017/02/27	2017/03/06
12534	SG Issuer – China Life European Warrants Mar 2017 B	2017/02/27	2017/03/06
12803	SG Issuer – China Overseas European Warrants Mar 2017 A	2017/02/27	2017/03/06
12326	SG Issuer – China Res Land European Warrants Mar 2017 A	2017/02/27	2017/03/06
12437	SG Issuer – China Tel European Warrants Mar 2017 A	2017/02/27	2017/03/06
11695	SG Issuer – CITIC Sec European Warrants Mar 2017 A	2017/02/27	2017/03/06
12826	SG Issuer – CKH European Put Warrants Mar 2017 B	2017/02/27	2017/03/06
11969	SG Issuer – CKH European Warrants Mar 2017 A	2017/02/27	2017/03/06
12336	SG Issuer – CMob European Put Warrants Mar 2017 B	2017/02/27	2017/03/06
12642	SG Issuer – CNOOC European Warrants Mar 2017 A	2017/02/27	2017/03/06
13428	SG Issuer – CNOOC European Warrants Mar 2017 B	2017/02/27	2017/03/06
11750	SG Issuer – CP&CC European Put Warrants Mar 2017 A	2017/02/27	2017/03/06

List of expired derivative warrants, 2017 (continued)

Code	Warrant	Last trading date	Delisted date
12539	SG Issuer – CP&CC European Warrants Mar 2017 B	2017/02/27	2017/03/06
12519	SG Issuer – CSOP A50 ETF European Warrants Mar 2017 A	2017/02/27	2017/03/06
12949	SG Issuer – CSOP A50 ETF European Warrants Mar 2017 B	2017/02/27	2017/03/06
28093	SG Issuer – Fosun Intl European Warrants Mar 2017 A	2017/02/27	2017/03/06
11970	SG Issuer – Galaxy Ent European Warrants Mar 2017 A	2017/02/27	2017/03/06
12427	SG Issuer – Geely Auto European Warrants Mar 2017 A	2017/02/27	2017/03/06
11814	SG Issuer – GWMC European Warrants Mar 2017 A	2017/02/27	2017/03/06
12459	SG Issuer – HKEX European Put Warrants Mar 2017 D	2017/02/27	2017/03/06
28008	SG Issuer – HKEX European Warrants Mar 2017 C	2017/02/27	2017/03/06
12644	SG Issuer – HKEX European Warrants Mar 2017 E	2017/02/27	2017/03/06
12520	SG Issuer – HS H-SHARE European Warrants Mar 2017 A	2017/02/27	2017/03/06
12831	SG Issuer – Huaneng Power European Warrants Mar 2017 A	2017/02/27	2017/03/06
12391	SG Issuer – ICBC European Put Wt Mar 2017 A	2017/02/27	2017/03/06
12535	SG Issuer – ICBC European Warrants Mar 2017 B	2017/02/27	2017/03/06
11380	SG Issuer – Kingsoft European Warrants Mar 2017 A	2017/02/27	2017/03/06
12345	SG Issuer – Lenovo European Warrants Mar 2017 A	2017/02/27	2017/03/06
11105	SG Issuer – Link REIT European Warrants Mar 2017 A	2017/02/27	2017/03/06
12435	SG Issuer – Minsheng Bank European Warrants Mar 2017 A	2017/02/27	2017/03/06
11521	SG Issuer – NewWorld Dev Eu Wt Mar 2017 A	2017/02/27	2017/03/06
12713	SG Issuer – PCCW European Warrants Mar 2017 A	2017/02/27	2017/03/06
12155	SG Issuer – PetroChina European Warrants Mar 2017 A	2017/02/27	2017/03/06
12646	SG Issuer – PetroChina European Warrants Mar 2017 B	2017/02/27	2017/03/06
12412	SG Issuer – PICC European Warrants Mar 2017 A	2017/02/27	2017/03/06
12460	SG Issuer – Ping An European Put Warrants Mar 2017 C	2017/02/27	2017/03/06
27315	SG Issuer – Ping An European Warrants Mar 2017 B	2017/02/27	2017/03/06
12428	SG Issuer – Sands China European Put Warrants Mar 2017 A	2017/02/27	2017/03/06
12834	SG Issuer – Stanchart European Warrants Mar 2017 A	2017/02/27	2017/03/06
28520	SG Issuer – Tencent European Put Warrants Mar 2017 B	2017/02/27	2017/03/06
27214	SG Issuer – Tencent European Warrants Mar 2017 A	2017/02/27	2017/03/06
12649	SG Issuer – Tencent European Warrants Mar 2017 C	2017/02/27	2017/03/06
12783	SG Issuer – Tencent European Warrants Mar 2017 D	2017/02/27	2017/03/06
12866	SG Issuer – Tencent European Warrants Mar 2017 E	2017/02/27	2017/03/06
12715	SG Issuer – Wharf European Warrants Mar 2017 A	2017/02/27	2017/03/06
26111	SGA Societe Generale Acceptance N.V. – AGBK Eu Wt Mar 2017 A	2017/02/27	2017/03/06
27066	SGA Societe Generale Acceptance N.V. – AIA Eur Wt Mar 2017 A	2017/02/27	2017/03/06
26123	SGA Societe Generale Acceptance N.V. – BOCL Eu Wt Mar 2017 A	2017/02/27	2017/03/06
24022	SGA Societe Generale Acceptance N.V. – CRCC Eu Wt Mar 2017 A	2017/02/27	2017/03/06
11351	SGA Societe Generale Acceptance N.V. – HKEX Eu Wt Mar 2017 A	2017/02/27	2017/03/06
26141	SGA Societe Generale Acceptance N.V. – HKEX Eu Wt Mar 2017 B	2017/02/27	2017/03/06
24770	SGA Societe Generale Acceptance N.V. – JIANC Eu Wt Mar 2017A	2017/02/27	2017/03/06
26402	SGA Societe Generale Acceptance N.V. – PICC P&C Eu Wt Mar17 A	2017/02/27	2017/03/06
12614	BOCI Asia Ltd. – A50 China European Warrants Mar 2017 B	2017/02/28	2017/03/07
12843	BOCI Asia Ltd. – Galaxy Ent European Warrants Mar 2017 B	2017/02/28	2017/03/07
12845	BOCI Asia Ltd. – Sinopec Corp European Warrants Mar 2017 A	2017/02/28	2017/03/07
16422	Credit Suisse AG – China Mobile European Warrants Mar 2017 A	2017/02/28	2017/03/07
12936	Haitong Int'l Sec – Sinopec Corp European Wts Mar 2017 B	2017/02/28	2017/03/07
17101	J P Morgan SP BV – China Mob European Wts Mar 2017 A	2017/02/28	2017/03/07
17100	Macquarie Bank Ltd. – China Mobile European Wts Mar 2017 A	2017/02/28	2017/03/07
13582	SG Issuer – Tencent European Put Warrants Mar 2017 F	2017/02/28	2017/03/07
16508	SGA Societe Generale Acceptance N.V. – Ch Mob Eu Wt Mar 17 A	2017/02/28	2017/03/07
21126	SGA Societe Generale Acceptance N.V. – Ping An Eu Wt Mar 17 A	2017/02/28	2017/03/07
12988	Credit Suisse AG – China Railway European Warrants Mar 2017A	2017/03/01	2017/03/08
12990	Credit Suisse AG – Sunny Optical European Warrants Mar 2017A	2017/03/01	2017/03/08
17290	HK Bank – China Mobile European Warrants Mar 2017 A	2017/03/01	2017/03/08
26035	Macquarie Bank Ltd. – R&F Ppt European Warrants Mar 2017 B	2017/03/01	2017/03/08
13043	Credit Suisse AG – PetroChina European Warrants Mar 2017 A	2017/03/02	2017/03/09
13044	Credit Suisse AG – Ping An European Warrants Mar 2017 B	2017/03/02	2017/03/09
12943	Haitong Int'l Sec – CRRC Times European Warrants Mar 2017 A	2017/03/02	2017/03/09
13040	UBS AG – CNOOC European Warrants Mar 2017 A	2017/03/02	2017/03/09
13587	J P Morgan SP BV – Sinopec Corp European Warrants Mar 2017 A	2017/03/03	2017/03/10
27369	UBS AG – China EB Int'l European Warrants Mar 2017 A	2017/03/03	2017/03/10
11469	Bank of East Asia – PICC European Warrants Mar 2017 A	2017/03/06	2017/03/13
11441	BOCI Asia Ltd. – Galaxy Ent European Put Warrants Mar 2017 A	2017/03/06	2017/03/13
29033	BOCI Asia Ltd. – HKEX European Warrants Mar 2017 A	2017/03/06	2017/03/13
12849	BOCI Asia Ltd. – Sands China European Put Wts Mar 2017 A	2017/03/06	2017/03/13
10376	J P Morgan SP BV – N225 Index Euro Wts Mar 2017 A	2017/03/06	2017/03/13
10392	SG Issuer – Nikkei 225 European Put Warrants Mar 2017 C	2017/03/06	2017/03/13
10391	SG Issuer – Nikkei 225 European Warrants Mar 2017 B	2017/03/06	2017/03/13
10403	SG Issuer – Nikkei 225 European Warrants Mar 2017 D	2017/03/06	2017/03/13
10354	SGA Societe Generale Acceptance N.V. – Nikkei 225 Eu Wt Mar 17 A	2017/03/06	2017/03/13
10414	UBS AG – Nikkei 225 European Put Warrants Mar 2017 C	2017/03/06	2017/03/13
10415	UBS AG – Nikkei 225 European Put Warrants Mar 2017 D	2017/03/06	2017/03/13
10411	UBS AG – Nikkei 225 European Warrants Mar 2017 A	2017/03/06	2017/03/13
10413	UBS AG – Nikkei 225 European Warrants Mar 2017 B	2017/03/06	2017/03/13
21662	BOCI Asia Ltd. – China Mobile European Warrants Mar 2017 A	2017/03/07	2017/03/14
12844	BOCI Asia Ltd. – Galaxy Ent European Put Warrants Mar 2017 C	2017/03/07	2017/03/14
13134	Credit Suisse AG – CITIC European Warrants Mar 2017 A	2017/03/07	2017/03/14
13172	Credit Suisse AG – CSR Times European Warrants Mar 2017 A	2017/03/07	2017/03/14
13173	Credit Suisse AG – Geely Auto European Warrants Mar 2017 B	2017/03/07	2017/03/14
15957	UBS AG – China Mobile European Warrants Mar 2017 A	2017/03/07	2017/03/14
13214	UBS AG – Geely Auto European Warrants Mar 2017 A	2017/03/07	2017/03/14
13121	UBS AG – HKEX European Warrants Mar 2017 A	2017/03/07	2017/03/14
13945	UBS AG – HSBC European Put Warrants Mar 2017 C	2017/03/07	2017/03/14
13122	UBS AG – Tencent Holdings European Put Warrants Mar 2017 B	2017/03/07	2017/03/14
28259	Goldman Sachs SP (Asia) – CNBM European Warrants Mar 2017 A	2017/03/09	2017/03/16
27281	Macquarie Bank Ltd. – AAC Acoustic European Wts Mar 2017 A	2017/03/10	2017/03/17
26261	Macquarie Bank Ltd. – China EB Int'l European Wts Mar 2017 A	2017/03/10	2017/03/17

List of expired derivative warrants, 2017 (continued)

Code	Warrant	Last trading date	Delisted date
17320	Macquarie Bank Ltd. – Digital China European Wts Mar 2017 A	2017/03/10	2017/03/17
25794	Macquarie Bank Ltd. – Haier Elec European Wts Mar 2017 A	2017/03/10	2017/03/17
27905	Macquarie Bank Ltd. – Kingdee Int'l European Wts Mar 2017 A	2017/03/10	2017/03/17
19995	Macquarie Bank Ltd. – SMIC European Warrants Mar 2017 A	2017/03/10	2017/03/17
11317	Macquarie Bank Ltd. – Melco Int'l Dev Euro Wts Mar 2017 A	2017/03/13	2017/03/20
12842	BOCI Asia Ltd. – HSBC European Put Warrants Mar 2017 A	2017/03/14	2017/03/21
11171	Credit Suisse AG – BOC HK European Warrants Mar 2017 A	2017/03/14	2017/03/21
11458	Macquarie Bank Ltd. – Link REIT European Warrants Mar 2017 A	2017/03/14	2017/03/21
13317	UBS AG – China Mobile European Warrants Mar 2017 C	2017/03/14	2017/03/21
13314	UBS AG – Galaxy Ent European Put Warrants Mar 2017 B	2017/03/14	2017/03/21
13184	UBS AG – HKEX European Warrants Mar 2017 B	2017/03/14	2017/03/21
13120	UBS AG – HSBC European Warrants Mar 2017 A	2017/03/14	2017/03/21
13316	UBS AG – Sands China European Put Warrants Mar 2017 B	2017/03/14	2017/03/21
11471	Bank of East Asia – Kingsoft European Warrants Mar 2017 A	2017/03/15	2017/03/22
28119	Macquarie Bank Ltd. – Anta Sports European Wts Mar 2017 A	2017/03/15	2017/03/22
25854	UBS AG – BOC HK European Warrants Mar 2017 A	2017/03/15	2017/03/22
13902	UBS AG – Kingsoft European Warrants Mar 2017 B	2017/03/16	2017/03/23
11292	Goldman Sachs SP (Asia) – China Mobile Euro Wts Mar 2017 A	2017/03/17	2017/03/24
12981	UBS AG – Galaxy Ent European Warrants Mar 2017 A	2017/03/17	2017/03/24
10407	BNP Paribas Arbit Issu B.V. – EUR/USD Euro Put Wt Mar 2017 B	2017/03/20	2017/03/27
10406	BNP Paribas Arbit Issu B.V. – EUR/USD Euro Wts Mar 2017 A	2017/03/20	2017/03/27
10405	BNP Paribas Arbit Issu B.V. – GBP/USD European Put Wt Mar17B	2017/03/20	2017/03/27
10404	BNP Paribas Arbit Issu B.V. – GBP/USD European Wts Mar 2017A	2017/03/20	2017/03/27
10410	BNP Paribas Arbit Issu B.V. – Gold European Put Wts Mar 17 B	2017/03/20	2017/03/27
10409	BNP Paribas Arbit Issu B.V. – Gold European Wts Mar 2017 A	2017/03/20	2017/03/27
10408	BNP Paribas Arbit Issu B.V. – USD/YEN Eur Put Wts Mar 2017 B	2017/03/20	2017/03/27
10400	BNP Paribas Arbit Issu B.V. – USD/YEN Euro Wts Mar 2017 A	2017/03/20	2017/03/27
10402	BNP Paribas Arbit Issu B.V. – AUD/USD Euro Put Wts Mar 2017 B	2017/03/20	2017/03/27
10401	BNP Paribas Arbit Issu B.V. – AUD/USD European Wts Mar 2017 A	2017/03/20	2017/03/27
24392	BOCI Asia Ltd. – A50 China European Warrants Mar 2017 A	2017/03/20	2017/03/27
13852	Credit Suisse AG – Li & Fung European Warrants Mar 2017 A	2017/03/20	2017/03/27
23054	HK Bank – A50 China European Warrants Mar 2017 A	2017/03/20	2017/03/27
18577	HK Bank – CSOP A50 ETF European Put Warrants Mar 2017 A	2017/03/20	2017/03/27
15139	J P Morgan SP BV – HSBC European Warrants Mar 2017 A	2017/03/20	2017/03/27
28127	Macquarie Bank Ltd. – Sunny Optical European Warrants Mar17A	2017/03/20	2017/03/27
13659	SG Issuer – A50 China European Warrants Apr 2017 B	2017/03/24	2017/03/27
12902	SG Issuer – Anhui Conch European Warrants Apr 2017 A	2017/03/24	2017/03/27
12805	SG Issuer – China Overseas European Put Warrants Apr 2017 B	2017/03/24	2017/03/27
13073	SG Issuer – CKH European Warrants Apr 2017 B	2017/03/24	2017/03/27
12313	SG Issuer – HSBC European Put Warrants Apr 2017 B	2017/03/24	2017/03/27
28533	SG Issuer – HSCEI European Warrants Mar 2017 A	2017/03/24	2017/03/27
29313	SG Issuer – HSI European Warrants Mar 2017 A	2017/03/24	2017/03/27
11139	SG Issuer – HSI European Warrants Mar 2017 B	2017/03/24	2017/03/27
14213	SGA Societe Generale Acceptance N.V. – CKH Euro Wt Apr 2017A	2017/03/24	2017/03/27
27069	SGA Societe Generale Acceptance N.V. – HSBC Eu Wt Apr 2017 A	2017/03/24	2017/03/27
23147	SGA Societe Generale Acceptance N.V. – Lenovo Eu Wt Apr 17 A	2017/03/24	2017/03/27
24220	SGA Societe Generale Acceptance N.V. – Tencent Eu Wt Apr 17 A	2017/03/24	2017/03/27
23464	UBS AG – A50 China European Warrants Mar 2017 A	2017/03/20	2017/03/27
13749	UBS AG – PetroChina European Warrants Mar 2017 A	2017/03/20	2017/03/27
21845	Credit Suisse AG – KECL European Warrants Mar 2017 A	2017/03/21	2017/03/28
13168	Goldman Sachs SP (Asia) – Ping An European Wts Mar 2017 B	2017/03/21	2017/03/28
13910	Goldman Sachs SP (Asia) – Ping An European Wts Mar 2017 C	2017/03/21	2017/03/28
13703	Goldman Sachs SP (Asia) – Ch Overseas European Wts Mar 2017 A	2017/03/21	2017/03/28
13697	HK Bank – Ping An European Warrants Mar 2017 B	2017/03/21	2017/03/28
19521	UBS AG – China Mobile European Warrants Mar 2017 B	2017/03/21	2017/03/28
14447	UBS AG – HSBC European Put Warrants Mar 2017 D	2017/03/21	2017/03/28
21850	UBS AG – KECL European Warrants Mar 2017 A	2017/03/21	2017/03/28
13464	UBS AG – Link REIT European Warrants Mar 2017 A	2017/03/21	2017/03/28
23463	UBS AG – Ping An European Warrants Mar 2017 A	2017/03/21	2017/03/28
13315	UBS AG – Sands China European Warrants Mar 2017 A	2017/03/21	2017/03/28
11861	UBS AG – Wynn Macau European Warrants Mar 2017 A	2017/03/21	2017/03/28
28384	BNP Paribas Arbit Issu B.V. – HSI European Wts Mar 2017 B	2017/03/28	2017/03/29
25653	BNP Paribas Arbit Issu B.V. – Tracker Fund Euro Wts Apr 17 A	2017/03/28	2017/03/29
13866	Goldman Sachs SP (Asia) – China Mobile Euro Wts Mar 2017 B	2017/03/22	2017/03/29
12913	Goldman Sachs SP (Asia) – Ping An European Wts Mar 2017 A	2017/03/22	2017/03/29
11371	Goldman Sachs SP (Asia) – Tencent European Put Wt Mar 2017 A	2017/03/22	2017/03/29
14427	Goldman Sachs SP (Asia) – Tencent European Wt Mar 2017 E	2017/03/22	2017/03/29
28797	Haitong Int'l Sec – HTSC European Warrants Mar 2017 A	2017/03/22	2017/03/29
13063	Haitong Int'l Sec – Ping An European Warrants Mar 2017 B	2017/03/22	2017/03/29
12375	HK Bank – CKH European Warrants Mar 2017 A	2017/03/22	2017/03/29
29398	HK Bank – Tencent European Put Warrants Mar 2017 A	2017/03/22	2017/03/29
21953	Standard Chartered Bank – KECL European Warrants Mar 2017 A	2017/03/22	2017/03/29
13420	UBS AG – China Overseas European Warrants Mar 2017 A	2017/03/22	2017/03/29
13465	UBS AG – China Vanke European Warrants Mar 2017 A	2017/03/22	2017/03/29
11873	UBS AG – CKH European Warrants Mar 2017 A	2017/03/22	2017/03/29
28954	UBS AG – Tencent Holdings European Put Warrants Mar 2017 A	2017/03/22	2017/03/29
13722	Credit Suisse AG – Galaxy Ent European Put Wts Mar 2017 A	2017/03/23	2017/03/30
13554	Credit Suisse AG – Kingsoft European Warrants Mar 2017 B	2017/03/23	2017/03/30
14662	Credit Suisse AG – Minsheng Bank European Wts Mar 2017 A	2017/03/23	2017/03/30
14088	Goldman Sachs SP (Asia) – AIA European Warrants Mar 2017 B	2017/03/23	2017/03/30
13937	Goldman Sachs SP (Asia) – China Life Euro Wts Mar 2017 A	2017/03/23	2017/03/30
14151	Goldman Sachs SP (Asia) – CKH European Wts Mar 2017 B	2017/03/23	2017/03/30
11725	Goldman Sachs SP (Asia) – HSBC European Warrants Mar 2017 A	2017/03/23	2017/03/30
28257	Goldman Sachs SP (Asia) – Link REIT European Wts Mar 2017 A	2017/03/23	2017/03/30
13911	Goldman Sachs SP (Asia) – Tencent European Put Wt Mar 2017 C	2017/03/23	2017/03/30
13913	Goldman Sachs SP (Asia) – Tencent European Wt Mar 2017 D	2017/03/23	2017/03/30
13758	Goldman Sachs SP (Asia) – Tencent European Wt Mar 2017 B	2017/03/23	2017/03/30

List of expired derivative warrants, 2017 (continued)

Code	Warrant	Last trading date	Delisted date
14625	Haitong Int'l Sec – HSBC European Warrants Mar 2017 B	2017/03/23	2017/03/30
12971	Haitong Int'l Sec – Ping An European Warrants Mar 2017 A	2017/03/23	2017/03/30
13540	HK Bank – Galaxy Ent European Put Warrants Mar 2017 C	2017/03/23	2017/03/30
12443	J P Morgan SP BV – BOCL European Warrants Mar 2017 A	2017/03/23	2017/03/30
14666	UBS AG – BOCL European Warrants Mar 2017 B	2017/03/23	2017/03/30
14900	UBS AG – CC Bank European Put Warrants Mar 2017 A	2017/03/23	2017/03/30
14894	UBS AG – CKH European Warrants Mar 2017 B	2017/03/23	2017/03/30
15655	UBS AG – Geely Auto European Warrants Mar 2017 B	2017/03/23	2017/03/30
13680	UBS AG – HSBC European Warrants Mar 2017 B	2017/03/23	2017/03/30
13862	UBS AG – Minsheng Bank European Warrants Mar 2017 A	2017/03/23	2017/03/30
14419	UBS AG – Tencent Holdings European Warrants Mar 2017 D	2017/03/23	2017/03/30
28385	BNP Paribas Arbit Issu B.V. – HSI Euro Put Wts Mar 2017 C	2017/03/24	2017/03/31
13203	BNP Paribas Arbit Issu B.V. – HSI Euro Put Wts Mar 2017 E	2017/03/24	2017/03/31
25271	BNP Paribas Arbit Issu B.V. – HSI European Wts Mar 2017 A	2017/03/24	2017/03/31
13019	BNP Paribas Arbit Issu B.V. – HSI European Wts Mar 2017 D	2017/03/24	2017/03/31
13249	BOCI Asia Ltd. – HSI European Put Warrants Mar 2017 B	2017/03/24	2017/03/31
11607	BOCI Asia Ltd. – HSI European Warrants Mar 2017 A	2017/03/24	2017/03/31
14358	Credit Suisse AG – CSOP A50 ETF European Warrants Mar 2017 B	2017/03/24	2017/03/31
22974	Credit Suisse AG – HS H-SHARE European Warrants Mar 2017 A	2017/03/24	2017/03/31
13220	Credit Suisse AG – HSI European Put Warrants Mar 2017 B	2017/03/24	2017/03/31
12270	Credit Suisse AG – HSI European Warrants Mar 2017 A	2017/03/24	2017/03/31
26709	Goldman Sachs SP (Asia) – BOCL European Warrants Mar 2017 A	2017/03/24	2017/03/31
11272	Goldman Sachs SP (Asia) – China Shenhua Euro Wts Mar 2017 A	2017/03/24	2017/03/31
24972	Goldman Sachs SP (Asia) – CITIC European Warrants Mar 2017 A	2017/03/24	2017/03/31
13001	Goldman Sachs SP (Asia) – CSOP A50 ETF Euro Wts Mar 2017 A	2017/03/24	2017/03/31
14185	Goldman Sachs SP (Asia) – HKEX European Warrants Mar 2017 A	2017/03/24	2017/03/31
23499	Goldman Sachs SP (Asia) – HS H-SHARE European Wts Mar 2017 A	2017/03/24	2017/03/31
13274	Goldman Sachs SP (Asia) – HSBC European Put Wts Mar 2017 B	2017/03/24	2017/03/31
13712	Goldman Sachs SP (Asia) – HSCEI European Put Wts Mar 2017 B	2017/03/24	2017/03/31
27904	Goldman Sachs SP (Asia) – HSCEI European Warrants Mar 2017 A	2017/03/24	2017/03/31
13046	Goldman Sachs SP (Asia) – HSI European Put Wts Mar 2017 C	2017/03/24	2017/03/31
13711	Goldman Sachs SP (Asia) – HSI European Put Wts Mar 2017 E	2017/03/24	2017/03/31
28776	Goldman Sachs SP (Asia) – HSI European Warrants Mar 2017 A	2017/03/24	2017/03/31
12333	Goldman Sachs SP (Asia) – HSI European Warrants Mar 2017 B	2017/03/24	2017/03/31
13404	Goldman Sachs SP (Asia) – HSI European Warrants Mar 2017 D	2017/03/24	2017/03/31
13536	Goldman Sachs SP (Asia) – Kingsoft European Wts Mar 2017 A	2017/03/24	2017/03/31
11549	Goldman Sachs SP (Asia) – SHK Ppt European Put Wt Mar 2017 A	2017/03/24	2017/03/31
23938	Goldman Sachs SP (Asia) – Tracker Fund European Wts Mar 17 A	2017/03/24	2017/03/31
28795	Haitong Int'l Sec – A50 China European Warrants Mar 2017 A	2017/03/24	2017/03/31
27712	Haitong Int'l Sec – Agile Ppt European Warrants Mar 2017 A	2017/03/24	2017/03/31
11682	Haitong Int'l Sec – BOC HK European Warrants Mar 2017 A	2017/03/24	2017/03/31
12371	Haitong Int'l Sec – CGN Power European Warrants Mar 2017 A	2017/03/24	2017/03/31
27330	Haitong Int'l Sec – China Dongxiang European Warrants Mar 17A	2017/03/24	2017/03/31
12800	Haitong Int'l Sec – China Mobile European Warrants Mar 2017A	2017/03/24	2017/03/31
12801	Haitong Int'l Sec – China Taiping European Warrants Mar 17 A	2017/03/24	2017/03/31
11908	Haitong Int'l Sec – Galaxy Ent European Warrants Mar 2017 A	2017/03/24	2017/03/31
13365	Haitong Int'l Sec – Galaxy Ent European Warrants Mar 2017 B	2017/03/24	2017/03/31
14033	Haitong Int'l Sec – Kingsoft European Warrants Mar 2017 A	2017/03/24	2017/03/31
13826	HK Bank – China Mobile European Warrants Mar 2017 B	2017/03/24	2017/03/31
12998	HK Bank – Galaxy Ent European Warrants Mar 2017 A	2017/03/24	2017/03/31
13065	HK Bank – Galaxy Ent European Warrants Mar 2017 B	2017/03/24	2017/03/31
12728	HK Bank – HSCEI European Put Warrants Mar 2017 B	2017/03/24	2017/03/31
11276	HK Bank – HSCEI European Warrants Mar 2017 A	2017/03/24	2017/03/31
13290	HK Bank – HSCEI European Warrants Mar 2017 C	2017/03/24	2017/03/31
26621	HK Bank – HSI European Put Warrants Mar 2017 A	2017/03/24	2017/03/31
11935	HK Bank – HSI European Put Warrants Mar 2017 C	2017/03/24	2017/03/31
13099	HK Bank – HSI European Put Warrants Mar 2017 E	2017/03/24	2017/03/31
11932	HK Bank – HSI European Warrants Mar 2017 B	2017/03/24	2017/03/31
13098	HK Bank – HSI European Warrants Mar 2017 D	2017/03/24	2017/03/31
14257	HK Bank – HSI European Warrants Mar 2017 F	2017/03/24	2017/03/31
13066	HK Bank – Sands China European Warrants Mar 2017 B	2017/03/24	2017/03/31
13788	J P Morgan SP BV – China Taiping European Wts Apr 2017 A	2017/03/30	2017/03/31
12901	J P Morgan SP BV – Galaxy Ent European Warrants Apr 2017 A	2017/03/30	2017/03/31
23331	J P Morgan SP BV – HS H-SHARE European Warrants Mar 2017 A	2017/03/24	2017/03/31
13763	J P Morgan SP BV – HSCEI European Put Warrants Mar 2017 B	2017/03/24	2017/03/31
11097	J P Morgan SP BV – HSCEI European Wts Mar 2017 A	2017/03/24	2017/03/31
11645	J P Morgan SP BV – HSI European Put Warrants Mar 2017 B	2017/03/24	2017/03/31
12959	J P Morgan SP BV – HSI European Put Warrants Mar 2017 D	2017/03/24	2017/03/31
13286	J P Morgan SP BV – HSI European Put Warrants Mar 2017 E	2017/03/24	2017/03/31
11772	J P Morgan SP BV – HSI European Warrants Mar 2017 C	2017/03/24	2017/03/31
15402	J P Morgan SP BV – HSI European Warrants Mar 2017 F	2017/03/24	2017/03/31
12917	SG Issuer – HSCEI European Put Warrants Mar 2017 B	2017/03/24	2017/03/31
13518	SG Issuer – HSCEI European Warrants Mar 2017 C	2017/03/24	2017/03/31
12455	SG Issuer – HSI European Put Warrants Mar 2017 D	2017/03/24	2017/03/31
12484	SG Issuer – HSI European Put Warrants Mar 2017 E	2017/03/24	2017/03/31
13778	SG Issuer – HSI European Put Warrants Mar 2017 F	2017/03/24	2017/03/31
12404	SG Issuer – HSI European Warrants Mar 2017 C	2017/03/24	2017/03/31
14083	UBS AG – AIA European Warrants Mar 2017 A	2017/03/24	2017/03/31
27643	UBS AG – BOCL European Warrants Mar 2017 A	2017/03/24	2017/03/31
14006	UBS AG – China Life European Warrants Mar 2017 A	2017/03/24	2017/03/31
13218	UBS AG – HSCEI European Put Warrants Mar 2017 A	2017/03/24	2017/03/31
13118	UBS AG – HSI European Put Warrants Mar 2017 D	2017/03/24	2017/03/31
13318	UBS AG – HSI European Put Warrants Mar 2017 F	2017/03/24	2017/03/31
29098	UBS AG – HSI European Warrants Mar 2017 A	2017/03/24	2017/03/31
11185	UBS AG – HSI European Warrants Mar 2017 B	2017/03/24	2017/03/31
12354	UBS AG – HSI European Warrants Mar 2017 C	2017/03/24	2017/03/31
13126	UBS AG – HSI European Warrants Mar 2017 E	2017/03/24	2017/03/31

List of expired derivative warrants, 2017 (continued)

Code	Warrant	Last trading date	Delisted date
15387	UBS AG – HSI European Warrants Mar 2017 G	2017/03/24	2017/03/31
11435	BOCI Asia Ltd. – Tencent Holdings European Put Wts Mar 2017 A	2017/03/27	2017/04/03
26884	Credit Suisse AG – Car Inc European Warrants Mar 2017 A	2017/03/27	2017/04/03
13443	Credit Suisse AG – CNBM European Warrants Mar 2017 A	2017/03/27	2017/04/03
13520	Credit Suisse AG – Geely Auto European Warrants Mar 2017 C	2017/03/27	2017/04/03
13353	Credit Suisse AG – HKEX European Warrants Mar 2017 D	2017/03/27	2017/04/03
12985	Credit Suisse AG – HSBC European Put Warrants Mar 2017 B	2017/03/27	2017/04/03
13049	Credit Suisse AG – HSBC European Wts Mar 2017 D	2017/03/27	2017/04/03
14377	Credit Suisse AG – Tencent Holdings European Wts Mar 2017 D	2017/03/27	2017/04/03
13562	Goldman Sachs SP (Asia) – AIA European Warrants Mar 2017 A	2017/03/27	2017/04/03
14731	Goldman Sachs SP (Asia) – China Life Euro Wts Mar 2017 B	2017/03/27	2017/04/03
13094	Goldman Sachs SP (Asia) – CKH European Wts Mar 2017 A	2017/03/27	2017/04/03
13083	Goldman Sachs SP (Asia) – Geely Auto European Wts Mar 2017 A	2017/03/27	2017/04/03
13565	Goldman Sachs SP (Asia) – Sands China Euro Wts Mar 2017 A	2017/03/27	2017/04/03
13393	Haitong Int'l Sec – Chi Res Land European Warrants Mar 2017A	2017/03/27	2017/04/03
11911	Haitong Int'l Sec – CITIC Bank European Warrants Mar 2017 A	2017/03/27	2017/04/03
11429	Haitong Int'l Sec – CNOOC European Warrants Mar 2017 A	2017/03/27	2017/04/03
27231	Haitong Int'l Sec – Goldwind European Warrants Mar 2017 A	2017/03/27	2017/04/03
11418	Haitong Int'l Sec – HSBC European Warrants Mar 2017 A	2017/03/27	2017/04/03
13386	Haitong Int'l Sec – Huaneng European Warrants Mar 2017 A	2017/03/27	2017/04/03
11431	Haitong Int'l Sec – PetroChina European Warrants Mar 2017 A	2017/03/27	2017/04/03
12723	Haitong Int'l Sec – PetroChina European Warrants Mar 2017 B	2017/03/27	2017/04/03
11915	Haitong Int'l Sec – Sh Electric European Warrants Mar 2017 A	2017/03/27	2017/04/03
11419	Haitong Int'l Sec – Sinopec Corp European Wts Mar 2017 A	2017/03/27	2017/04/03
13873	HK Bank – China Life European Warrants Mar 2017 A	2017/03/27	2017/04/03
13406	HK Bank – HKEX European Warrants Mar 2017 A	2017/03/27	2017/04/03
23104	HK Bank – HS H-SHARE European Warrants Mar 2017 A	2017/03/27	2017/04/03
23986	HK Bank – Ping An European Warrants Mar 2017 A	2017/03/27	2017/04/03
13477	HK Bank – Sands China European Warrants Mar 2017 C	2017/03/27	2017/04/03
13157	HK Bank – Tencent European Put Warrants Mar 2017 B	2017/03/27	2017/04/03
13876	HK Bank – Tencent European Warrants Mar 2017 C	2017/03/27	2017/04/03
25188	J P Morgan SP BV – A50 China European Warrants Mar 2017 A	2017/03/27	2017/04/03
14048	J P Morgan SP BV – AIA European Warrants Mar 2017 A	2017/03/27	2017/04/03
20384	J P Morgan SP BV – Air China European Warrants Mar 2017 A	2017/03/27	2017/04/03
12575	J P Morgan SP BV – CC Bank Euro Put Wts Mar 2017 A	2017/03/27	2017/04/03
13671	J P Morgan SP BV – China Mob European Wts Mar 2017 B	2017/03/27	2017/04/03
13767	J P Morgan SP BV – CNBM European Warrants Mar 2017 A	2017/03/27	2017/04/03
13176	J P Morgan SP BV – HKEX European Warrants Mar 2017 B	2017/03/27	2017/04/03
13334	J P Morgan SP BV – HKEX European Warrants Mar 2017 C	2017/03/27	2017/04/03
13091	J P Morgan SP BV – HTSC European Warrants Mar 2017 A	2017/03/27	2017/04/03
21518	J P Morgan SP BV – KECL European Warrants Mar 2017 A	2017/03/27	2017/04/03
11089	J P Morgan SP BV – Li & Fung European Warrants Mar 2017 A	2017/03/27	2017/04/03
24904	J P Morgan SP BV – Minsheng Bank European Wts Mar 2017 A	2017/03/27	2017/04/03
12759	J P Morgan SP BV – PCCW European Warrants Mar 2017 A	2017/03/27	2017/04/03
15289	J P Morgan SP BV – PetroChina European Warrants Mar 2017 B	2017/03/27	2017/04/03
29025	J P Morgan SP BV – Tencent European Put Warrants Mar 2017 B	2017/03/27	2017/04/03
18354	Standard Chartered Bank – A50 China Euro Warrants Mar 2017 A	2017/03/27	2017/04/03
12835	UBS AG – Kingsoft European Warrants Mar 2017 A	2017/03/27	2017/04/03
12611	BOCI Asia Ltd. – CC Bank European Warrants Apr 2017 A	2017/03/28	2017/04/05
13935	BOCI Asia Ltd. – China Mobile European Warrants Apr 2017 B	2017/03/28	2017/04/05
12613	BOCI Asia Ltd. – CSOP A50 ETF European Warrants Apr 2017 A	2017/03/28	2017/04/05
12925	BOCI Asia Ltd. – Ping An European Warrants Apr 2017 A	2017/03/28	2017/04/05
14030	Credit Suisse AG – AIA European Warrants Apr 2017 A	2017/03/28	2017/04/05
12630	Credit Suisse AG – BOC HK European Warrants Apr 2017 A	2017/03/28	2017/04/05
12464	Credit Suisse AG – BOCL European Warrants Apr 2017 A	2017/03/28	2017/04/05
13228	Credit Suisse AG – BYD European Warrants Apr 2017 A	2017/03/28	2017/04/05
14737	Credit Suisse AG – China Life European Warrants Apr 2017 E	2017/03/28	2017/04/05
14007	Credit Suisse AG – China Mobile European Warrants Apr 2017 B	2017/03/28	2017/04/05
14905	Credit Suisse AG – ChiUnicom European Warrants Apr 2017 A	2017/03/28	2017/04/05
13048	Credit Suisse AG – HSBC European Put Warrants Apr 2017 D	2017/03/28	2017/04/05
13439	Credit Suisse AG – HSBC European Wts Apr 2017 E	2017/03/28	2017/04/05
12792	Credit Suisse AG – Ping An European Warrants Apr 2017 A	2017/03/28	2017/04/05
26933	Credit Suisse AG – Tencent Holdings European Wts Apr 2017 A	2017/03/28	2017/04/05
24596	Goldman Sachs SP (Asia) – Tencent European Wt Apr 2017 A	2017/03/28	2017/04/05
27137	Haitong Int'l Sec – Tencent European Warrants Apr 2017 A	2017/03/28	2017/04/05
13574	HK Bank – China Overseas European Warrants Apr 2017 A	2017/03/28	2017/04/05
16091	HK Bank – Sands China European Warrants Apr 2017 A	2017/03/28	2017/04/05
26932	HK Bank – Tencent European Warrants Apr 2017 A	2017/03/28	2017/04/05
17481	J P Morgan SP BV – BOC HK European Warrants Apr 2017 A	2017/03/28	2017/04/05
13180	J P Morgan SP BV – BYD European Warrants Apr 2017 A	2017/03/28	2017/04/05
12441	J P Morgan SP BV – CC Bank European Wts Apr 2017 A	2017/03/28	2017/04/05
13401	J P Morgan SP BV – China Cinda European Warrants Apr 2017 A	2017/03/28	2017/04/05
14621	J P Morgan SP BV – China Life European Warrants Apr 2017 C	2017/03/28	2017/04/05
15397	J P Morgan SP BV – China Life European Warrants Apr 2017 D	2017/03/28	2017/04/05
13232	J P Morgan SP BV – China Mob European Wts Apr 2017 B	2017/03/28	2017/04/05
12755	J P Morgan SP BV – China Vanke European Put Warrants Apr 2017 A	2017/03/28	2017/04/05
13054	J P Morgan SP BV – CSOP A50 ETF European Warrants Apr 2017 A	2017/03/28	2017/04/05
21330	J P Morgan SP BV – Esprit European Wts Apr 2017 A	2017/03/28	2017/04/05
13336	J P Morgan SP BV – Galaxy Ent European Put Wts Apr 2017 B	2017/03/28	2017/04/05
12957	J P Morgan SP BV – HSBC European Put Warrants Apr 2017 A	2017/03/28	2017/04/05
13050	J P Morgan SP BV – HSBC European Warrants Apr 2017 B	2017/03/28	2017/04/05
12579	J P Morgan SP BV – ICBC European Put Wts Apr 2017 A	2017/03/28	2017/04/05
12348	J P Morgan SP BV – Lenovo European Warrants Apr 2017 A	2017/03/28	2017/04/05
19484	J P Morgan SP BV – Ping An European Warrants Apr 2017 B	2017/03/28	2017/04/05
12754	J P Morgan SP BV – Ping An European Warrants Apr 2017 C	2017/03/28	2017/04/05
21668	J P Morgan SP BV – R&F Ppt European Warrants Apr 2017 A	2017/03/28	2017/04/05
15852	J P Morgan SP BV – Sands China European Warrants Apr 2017 A	2017/03/28	2017/04/05

List of expired derivative warrants, 2017 (continued)

Code	Warrant	Last trading date	Delisted date
14065	J P Morgan SP BV – Sands China European Warrants Apr 2017 D	2017/03/28	2017/04/05
14410	J P Morgan SP BV – Tencent European Warrants Apr 2017 C	2017/03/28	2017/04/05
17400	Macquarie Bank Ltd. – Lenovo European Warrants Apr 2017 A	2017/03/28	2017/04/05
21585	SGA Societe Generale Acceptance N.V. – HKEX Eu Wt Apr 2017 A	2017/03/28	2017/04/05
28239	SGA Societe Generale Acceptance N.V. – KECL Eu Wt Apr 2017 A	2017/03/28	2017/04/05
21679	SGA Societe Generale Acceptance N.V. – HS H-SHARE Eu Wts Apr17A	2017/03/28	2017/04/05
15157	SGA Societe Generale Acceptance N.V. – Sands China Eu Wt Apr17A	2017/03/28	2017/04/05
15474	Standard Chartered Bank – Sands China Euro Wts Apr 2017 A	2017/03/28	2017/04/05
14003	UBS AG – China Mobile European Warrants Apr 2017 C	2017/03/28	2017/04/05
12669	UBS AG – China Vanke European Warrants Apr 2017 A	2017/03/28	2017/04/05
13707	UBS AG – Ping An European Warrants Apr 2017 C	2017/03/28	2017/04/05
16105	UBS AG – Sands China European Warrants Apr 2017 A	2017/03/28	2017/04/05
13585	Bank of East Asia – Yanzhou Coal European Wts Apr 2017 A	2017/03/29	2017/04/06
12818	BNP Paribas Arbit Issu B.V. – BOCL European Wts Apr 2017 B	2017/03/29	2017/04/06
13241	BNP Paribas Arbit Issu B.V. – BYD European Wts Apr 2017 A	2017/03/29	2017/04/06
12815	BNP Paribas Arbit Issu B.V. – CC Bank Euro Wts Apr 2017 A	2017/03/29	2017/04/06
13635	BNP Paribas Arbit Issu B.V. – China Life Euro Wts Apr 2017 A	2017/03/29	2017/04/06
28457	BNP Paribas Arbit Issu B.V. – CKH European Wts Apr 2017 A	2017/03/29	2017/04/06
13101	BNP Paribas Arbit Issu B.V. – CKH European Wts Apr 2017 B	2017/03/29	2017/04/06
12379	BNP Paribas Arbit Issu B.V. – CKP European Wts Apr 2017 A	2017/03/29	2017/04/06
12545	BNP Paribas Arbit Issu B.V. – CSOP A50 ETF Eu Wts Apr 2017 A	2017/03/29	2017/04/06
11945	BNP Paribas Arbit Issu B.V. – Galaxy Ent Euro Wts Apr 2017 B	2017/03/29	2017/04/06
13205	BNP Paribas Arbit Issu B.V. – Geely Auto Euro Wts Apr 2017 A	2017/03/29	2017/04/06
13152	BNP Paribas Arbit Issu B.V. – HSBC Euro Put Wts Apr 2017 B	2017/03/29	2017/04/06
11594	BNP Paribas Arbit Issu B.V. – HSBC European Wts Apr 2017 A	2017/03/29	2017/04/06
13299	BNP Paribas Arbit Issu B.V. – HSBC European Wts Apr 2017 C	2017/03/29	2017/04/06
14506	BNP Paribas Arbit Issu B.V. – HSBC European Wts Apr 2017 D	2017/03/29	2017/04/06
12819	BNP Paribas Arbit Issu B.V. – Minsheng Bk Euro Wt Apr 2017 A	2017/03/29	2017/04/06
12566	BNP Paribas Arbit Issu B.V. – Ping An European Wt Apr 2017 A	2017/03/29	2017/04/06
12387	BNP Paribas Arbit Issu B.V. – Sands China Euro Wt Apr 2017 A	2017/03/29	2017/04/06
13017	BNP Paribas Arbit Issu B.V. – Sunny Optical Euro Wts Apr17A	2017/03/29	2017/04/06
11709	BNP Paribas Arbit Issu B.V. – SHK Ppt Euro Wts Apr 2017 A	2017/03/29	2017/04/06
12995	BOCI Asia Ltd. – HSBC European Put Warrants Apr 2017 B	2017/03/29	2017/04/06
12992	BOCI Asia Ltd. – HSBC European Warrants Apr 2017 A	2017/03/29	2017/04/06
14575	Credit Suisse AG – BOCL European Warrants Apr 2017 B	2017/03/29	2017/04/06
13266	Credit Suisse AG – China Life European Put Wts Apr 2017 B	2017/03/29	2017/04/06
13608	Credit Suisse AG – China Mobile European Warrants Apr 2017 A	2017/03/29	2017/04/06
13969	Credit Suisse AG – CNOOC European Put Warrants Apr 2017 A	2017/03/29	2017/04/06
14710	Credit Suisse AG – CNOOC European Warrants Apr 2017 B	2017/03/29	2017/04/06
13526	Credit Suisse AG – Galaxy Ent European Warrants Apr 2017 A	2017/03/29	2017/04/06
11729	Credit Suisse AG – HKEX European Warrants Apr 2017 A	2017/03/29	2017/04/06
14391	Credit Suisse AG – HS H-SHARE European Warrants Apr 2017 A	2017/03/29	2017/04/06
12991	Credit Suisse AG – HSBC European Wts Apr 2017 B	2017/03/29	2017/04/06
14788	Credit Suisse AG – PICC European Warrants Apr 2017 A	2017/03/29	2017/04/06
14514	Credit Suisse AG – Sands China European Put Wts Apr 2017 B	2017/03/29	2017/04/06
13080	Credit Suisse AG – Sands China European Warrants Apr 2017 A	2017/03/29	2017/04/06
28580	Credit Suisse AG – Tencent Holdings Euro Put Wts Apr 2017 B	2017/03/29	2017/04/06
11611	Credit Suisse AG – Tencent Holdings Euro Put Wts Apr 2017 C	2017/03/29	2017/04/06
13132	Credit Suisse AG – Tencent Holdings Euro Put Wts Apr 2017 D	2017/03/29	2017/04/06
13595	HK Bank – A50 China European Warrants Apr 2017 A	2017/03/29	2017/04/06
13618	HK Bank – AIA European Warrants Apr 2017 A	2017/03/29	2017/04/06
13620	HK Bank – China Mobile European Warrants Apr 2017 A	2017/03/29	2017/04/06
17048	J P Morgan SP BV – CC Bank European Put Wts Apr 2017 B	2017/03/29	2017/04/06
12983	J P Morgan SP BV – CGN Power European Warrants Apr 2017 A	2017/03/29	2017/04/06
12956	J P Morgan SP BV – China Vanke European Warrants Apr 2017 B	2017/03/29	2017/04/06
13090	J P Morgan SP BV – CITIC Bank European Warrants Apr 2017 A	2017/03/29	2017/04/06
15366	J P Morgan SP BV – HKEX European Warrants Apr 2017 A	2017/03/29	2017/04/06
13487	J P Morgan SP BV – Kingsoft European Warrants Apr 2017 A	2017/03/29	2017/04/06
13053	J P Morgan SP BV – Sands China European Put Wts Apr 2017 C	2017/03/29	2017/04/06
13183	J P Morgan SP BV – Tencent European Put Warrants Apr 2017 B	2017/03/29	2017/04/06
24593	Macquarie Bank Ltd. – A50 China European Warrants Apr 2017 A	2017/03/29	2017/04/06
13105	Macquarie Bank Ltd. – AIA European Warrants Apr 2017 A	2017/03/29	2017/04/06
21548	Macquarie Bank Ltd. – Air China European Warrants Apr 2017 A	2017/03/29	2017/04/06
12859	Macquarie Bank Ltd. – Anhui Conch European Wts Apr 2017 A	2017/03/29	2017/04/06
13056	Macquarie Bank Ltd. – CC Bank European Put Warrants Apr 17 B	2017/03/29	2017/04/06
12615	Macquarie Bank Ltd. – CC Bank European Warrants Apr 2017 A	2017/03/29	2017/04/06
22845	Macquarie Bank Ltd. – CGN Power European Warrants Apr 2017 A	2017/03/29	2017/04/06
11296	Macquarie Bank Ltd. – China Coal European Wts Apr 2017 A	2017/03/29	2017/04/06
12700	Macquarie Bank Ltd. – China Life European Wts Apr 2017 A	2017/03/29	2017/04/06
28062	Macquarie Bank Ltd. – China Mobile European Wts Apr 2017 A	2017/03/29	2017/04/06
27030	Macquarie Bank Ltd. – China Overseas European Wts Apr 2017 A	2017/03/29	2017/04/06
13008	Macquarie Bank Ltd. – China Taiping European Wts Apr 2017 A	2017/03/29	2017/04/06
12877	Macquarie Bank Ltd. – China Vanke European Put Wts Apr17B	2017/03/29	2017/04/06
26594	Macquarie Bank Ltd. – China Vanke European Warrants Apr 17 A	2017/03/29	2017/04/06
13071	Macquarie Bank Ltd. – CKH European Warrants Apr 2017 A	2017/03/29	2017/04/06
13572	Macquarie Bank Ltd. – CKI Holdings European Warrants Apr17 A	2017/03/29	2017/04/06
28420	Macquarie Bank Ltd. – CNOOC European Warrants Apr 2017 A	2017/03/29	2017/04/06
12857	Macquarie Bank Ltd. – CPIC European Warrants Apr 2017 A	2017/03/29	2017/04/06
11884	Macquarie Bank Ltd. – CSOP A50 ETF European Wts Apr 2017 A	2017/03/29	2017/04/06
12905	Macquarie Bank Ltd. – Galaxy Ent European Put Wts Apr 2017 A	2017/03/29	2017/04/06
13257	Macquarie Bank Ltd. – Geely Auto European Wts Apr 2017 A	2017/03/29	2017/04/06
13590	Macquarie Bank Ltd. – HKEX European Put Warrants Apr 2017 D	2017/03/29	2017/04/06
21393	Macquarie Bank Ltd. – HKEX European Warrants Apr 2017 A	2017/03/29	2017/04/06
13588	Macquarie Bank Ltd. – HKEX European Warrants Apr 2017 B	2017/03/29	2017/04/06
13589	Macquarie Bank Ltd. – HKEX European Warrants Apr 2017 C	2017/03/29	2017/04/06
13024	Macquarie Bank Ltd. – HSBC European Put Warrants Apr 2017 A	2017/03/29	2017/04/06
13026	Macquarie Bank Ltd. – HSBC European Warrants Apr 2017 B	2017/03/29	2017/04/06

List of expired derivative warrants, 2017 (continued)

Code	Warrant	Last trading date	Delisted date
13106	Macquarie Bank Ltd. – HSBC European Warrants Apr 2017 C	2017/03/29	2017/04/06
12927	Macquarie Bank Ltd. – Kingsoft European Warrants Apr 2017 A	2017/03/29	2017/04/06
13514	Macquarie Bank Ltd. – Kingsoft European Warrants Apr 2017 B	2017/03/29	2017/04/06
13581	Macquarie Bank Ltd. – Lenovo European Warrants Apr 2017 B	2017/03/29	2017/04/06
13610	Macquarie Bank Ltd. – Link REIT European Warrants Apr 2017 A	2017/03/29	2017/04/06
24066	Macquarie Bank Ltd. – Minsheng Bank European Wts Apr 2017 A	2017/03/29	2017/04/06
12397	Macquarie Bank Ltd. – PCCW European Warrants Apr 2017 A	2017/03/29	2017/04/06
13058	Macquarie Bank Ltd. – PCCW European Warrants Apr 2017 B	2017/03/29	2017/04/06
12548	Macquarie Bank Ltd. – PetroChina European Wts Apr 2017 A	2017/03/29	2017/04/06
12621	Macquarie Bank Ltd. – PetroChina European Wts Apr 2017 B	2017/03/29	2017/04/06
13435	Macquarie Bank Ltd. – PetroChina European Wts Apr 2017 C	2017/03/29	2017/04/06
11359	Macquarie Bank Ltd. – PICC P&C European Warrants Apr 2017 A	2017/03/29	2017/04/06
26400	Macquarie Bank Ltd. – Ping An European Put Warrants Apr 17 B	2017/03/29	2017/04/06
22847	Macquarie Bank Ltd. – Ping An European Warrants Apr 2017 A	2017/03/29	2017/04/06
27256	Macquarie Bank Ltd. – Ping An European Warrants Apr 2017 C	2017/03/29	2017/04/06
16500	Macquarie Bank Ltd. – Sands China European Wts Apr 2017 A	2017/03/29	2017/04/06
12975	Macquarie Bank Ltd. – Sands China European Wts Apr 2017 C	2017/03/29	2017/04/06
13726	Macquarie Bank Ltd. – Sands China European Wts Apr 2017 D	2017/03/29	2017/04/06
29287	Macquarie Bank Ltd. – SHK Ppt European Warrants Apr 2017 A	2017/03/29	2017/04/06
11295	Macquarie Bank Ltd. – Swire Pacific A European Wts Apr17A	2017/03/29	2017/04/06
12948	Macquarie Bank Ltd. – Tencent European Put Wts Apr 2017 A	2017/03/29	2017/04/06
13472	Macquarie Bank Ltd. – Tencent European Warrants Apr 2017 B	2017/03/29	2017/04/06
13544	Macquarie Bank Ltd. – Tencent European Warrants Apr 2017 C	2017/03/29	2017/04/06
13545	Macquarie Bank Ltd. – Tencent European Warrants Apr 2017 D	2017/03/29	2017/04/06
13579	Macquarie Bank Ltd. – Tencent European Warrants Apr 2017 E	2017/03/29	2017/04/06
12912	Macquarie Bank Ltd. – China Life European Put Warrants Apr17B	2017/03/29	2017/04/06
12623	Macquarie Bank Ltd. – Sands China European Put Wts Apr 2017 B	2017/03/29	2017/04/06
27418	BNP Paribas Arbit Issu B.V. – AIA European Wts Apr 2017 A	2017/03/30	2017/04/07
12838	BNP Paribas Arbit Issu B.V. – BOCL European Wts Apr 2017 A	2017/03/30	2017/04/07
12639	BNP Paribas Arbit Issu B.V. – Galaxy Ent Euro Wts Apr 2017 A	2017/03/30	2017/04/07
22498	BNP Paribas Arbit Issu B.V. – HS H-SHARE Euro Wts Apr 2017 A	2017/03/30	2017/04/07
13961	BOCI Asia Ltd. – Tencent Holdings European Wts Apr 2017 B	2017/03/30	2017/04/07
13663	Credit Suisse AG – A50 China European Warrants Apr 2017 A	2017/03/30	2017/04/07
13174	Credit Suisse AG – China Cinda European Warrants Apr 2017 A	2017/03/30	2017/04/07
13662	Credit Suisse AG – China Life European Warrants Apr 2017 C	2017/03/30	2017/04/07
13521	Credit Suisse AG – CKI Holdings European Warrants Apr 2017 A	2017/03/30	2017/04/07
13133	Credit Suisse AG – HKEX European Warrants Apr 2017 B	2017/03/30	2017/04/07
14389	Credit Suisse AG – HSBC European Put Warrants Apr 2017 F	2017/03/30	2017/04/07
11052	Credit Suisse AG – HSBC European Wts Apr 2017 A	2017/03/30	2017/04/07
13226	Credit Suisse AG – Jiangxi Copper European Wts Apr 2017 A	2017/03/30	2017/04/07
13345	Credit Suisse AG – Tencent Holdings European Wts Apr 2017 E	2017/03/30	2017/04/07
13894	Credit Suisse AG – Tencent Holdings European Wts Apr 2017 F	2017/03/30	2017/04/07
13651	HK Bank – CKH European Warrants Apr 2017 A	2017/03/30	2017/04/07
14537	J P Morgan SP BV – PICC European Warrants Apr 2017 A	2017/03/30	2017/04/07
13600	SG Issuer – AGBK European Put Warrants Apr 2017 B	2017/03/30	2017/04/07
13209	SG Issuer – AGBK European Warrants Apr 2017 A	2017/03/30	2017/04/07
13652	SG Issuer – AIA European Warrants Apr 2017 A	2017/03/30	2017/04/07
12496	SG Issuer – BOCL European Warrants Apr 2017 A	2017/03/30	2017/04/07
12706	SG Issuer – BYD European Warrants Apr 2017 A	2017/03/30	2017/04/07
13198	SG Issuer – CCB European Put Warrants Apr 2017 B	2017/03/30	2017/04/07
12533	SG Issuer – CCB European Warrants Apr 2017 A	2017/03/30	2017/04/07
13031	SG Issuer – Ch Mob European Warrants Apr 2017 B	2017/03/30	2017/04/07
14056	SG Issuer – Ch Mob European Warrants Apr 2017 C	2017/03/30	2017/04/07
13199	SG Issuer – China Life European Put Warrants Apr 2017 A	2017/03/30	2017/04/07
13452	SG Issuer – China Life European Warrants Apr 2017 B	2017/03/30	2017/04/07
14740	SG Issuer – China Life European Warrants Apr 2017 C	2017/03/30	2017/04/07
11967	SG Issuer – China Overseas European Warrants Apr 2017 A	2017/03/30	2017/04/07
13479	SG Issuer – China Res Land European Warrants Apr 2017 A	2017/03/30	2017/04/07
11968	SG Issuer – China Vanke European Warrants Apr 2017 A	2017/03/30	2017/04/07
13549	SG Issuer – ChiUnicom European Warrants Apr 2017 A	2017/03/30	2017/04/07
13617	SG Issuer – CNOOC European Put Warrants Apr 2017 A	2017/03/30	2017/04/07
13661	SG Issuer – CP&CC European Warrants Apr 2017 A	2017/03/30	2017/04/07
13654	SG Issuer – CSOP A50 ETF European Warrants Apr 2017 A	2017/03/30	2017/04/07
13281	SG Issuer – Galaxy Ent European Put Warrants Apr 2017 A	2017/03/30	2017/04/07
13438	SG Issuer – Geely Auto European Warrants Apr 2017 A	2017/03/30	2017/04/07
13282	SG Issuer – HKEX European Put Warrants Apr 2017 D	2017/03/30	2017/04/07
12745	SG Issuer – HKEX European Warrants Apr 2017 B	2017/03/30	2017/04/07
13093	SG Issuer – HKEX European Warrants Apr 2017 C	2017/03/30	2017/04/07
13383	SG Issuer – HKEX European Warrants Apr 2017 E	2017/03/30	2017/04/07
13380	SG Issuer – HS H-SHARE European Warrants Apr 2017 B	2017/03/30	2017/04/07
13037	SG Issuer – HSBC European Put Warrants Apr 2017 E	2017/03/30	2017/04/07
13038	SG Issuer – HSBC European Put Warrants Apr 2017 F	2017/03/30	2017/04/07
12390	SG Issuer – HSBC European Warrants Apr 2017 C	2017/03/30	2017/04/07
13033	SG Issuer – HSBC European Warrants Apr 2017 D	2017/03/30	2017/04/07
15156	SG Issuer – HSBC European Warrants Apr 2017 G	2017/03/30	2017/04/07
13200	SG Issuer – ICBC European Put Wt Apr 2017 A	2017/03/30	2017/04/07
12346	SG Issuer – NewWorld Dev Eu Wt Apr 2017 A	2017/03/30	2017/04/07
12934	SG Issuer – PetroChina European Put Warrants Apr 2017 A	2017/03/30	2017/04/07
13741	SG Issuer – PetroChina European Warrants Apr 2017 B	2017/03/30	2017/04/07
12976	SG Issuer – PICC P&C European Warrants Apr 2017 A	2017/03/30	2017/04/07
13079	SG Issuer – Ping An European Put Warrants Apr 2017 B	2017/03/30	2017/04/07
12808	SG Issuer – Ping An European Warrants Apr 2017 A	2017/03/30	2017/04/07
13283	SG Issuer – Sands China European Put Warrants Apr 2017 B	2017/03/30	2017/04/07
13331	SG Issuer – Sands China European Warrants Apr 2017 C	2017/03/30	2017/04/07
13166	SG Issuer – Stanchart European Warrants Apr 2017 A	2017/03/30	2017/04/07
11655	SG Issuer – Tencent European Put Warrants Apr 2017 B	2017/03/30	2017/04/07
12784	SG Issuer – Tencent European Put Warrants Apr 2017 C	2017/03/30	2017/04/07

List of expired derivative warrants, 2017 (continued)

Code	Warrant	Last trading date	Delisted date
13573	SG Issuer – Tencent European Warrants Apr 2017 D	2017/03/30	2017/04/07
14522	SG Issuer – Tencent European Warrants Apr 2017 E	2017/03/30	2017/04/07
22273	SGA Societe Generale Acceptance N.V. – BOCHK Eu Wt Apr 2017A	2017/03/30	2017/04/07
24773	SGA Societe Generale Acceptance N.V. – A50 Ch Eu Wt Apr 2017A	2017/03/30	2017/04/07
12563	UBS AG – CAM CSI300 European Warrants Apr 2017 A	2017/03/30	2017/04/07
13676	UBS AG – HSBC European Warrants Apr 2017 A	2017/03/30	2017/04/07
13147	BOCI Asia Ltd. – CKH European Warrants Apr 2017 A	2017/03/31	2017/04/10
13348	Credit Suisse AG – CPIC European Warrants Apr 2017 A	2017/03/31	2017/04/10
13350	Credit Suisse AG – New World Dev European Wts Apr 2017 A	2017/03/31	2017/04/10
13959	Goldman Sachs SP (Asia) – AIA European Warrants Apr 2017 A	2017/03/31	2017/04/10
14421	Goldman Sachs SP (Asia) – CC Bank European Wts Apr 2017 A	2017/03/31	2017/04/10
14150	Goldman Sachs SP (Asia) – Lenovo European Wts Apr 2017 A	2017/03/31	2017/04/10
14565	UBS AG – Lenovo European Warrants Apr 2017 A	2017/03/31	2017/04/10
13244	BOCI Asia Ltd. – BOC HK European Warrants Apr 2017 B	2017/04/03	2017/04/11
27349	BOCI Asia Ltd. – Tencent Holdings European Wts Apr 2017 A	2017/04/03	2017/04/11
13838	Citigroup Global Mkt H Inc. – Sands China Euro Wt Apr 2017 A	2017/04/03	2017/04/11
13642	Goldman Sachs SP (Asia) – HSBC European Warrants Apr 2017 B	2017/04/03	2017/04/11
13060	Haitong Int'l Sec – HSBC European Put Warrants Apr 2017 B	2017/04/03	2017/04/11
13059	Haitong Int'l Sec – HSBC European Warrants Apr 2017 A	2017/04/03	2017/04/11
11214	Macquarie Bank Ltd. – Chi Res Power European Wts Apr 2017 A	2017/04/03	2017/04/11
23169	UBS AG – Tencent Holdings European Warrants Apr 2017 A	2017/04/03	2017/04/11
13710	UBS AG – Evergrande European Warrants Apr 2017 A	2017/04/05	2017/04/12
13506	BOCI Asia Ltd. – China Mobile European Warrants Apr 2017 A	2017/04/06	2017/04/13
13451	BOCI Asia Ltd. – HSBC European Warrants Apr 2017 C	2017/04/06	2017/04/13
13725	Credit Suisse AG – Ping An European Warrants Apr 2017 B	2017/04/06	2017/04/13
13646	Goldman Sachs SP (Asia) – HS H-SHARE European Wts Apr 2017 A	2017/04/06	2017/04/13
26957	Macquarie Bank Ltd. – CEB Bank European Warrants Apr 2017 A	2017/04/06	2017/04/13
12702	Macquarie Bank Ltd. – China Res Gas European Wts Apr 2017 A	2017/04/06	2017/04/13
13731	Goldman Sachs SP (Asia) – Galaxy Ent European Wts Apr 2017 A	2017/04/07	2017/04/18
13476	HK Bank – Galaxy Ent European Warrants Apr 2017 A	2017/04/07	2017/04/18
13319	UBS AG – AIA European Warrants Apr 2017 A	2017/04/07	2017/04/18
13216	UBS AG – Ping An European Warrants Apr 2017 B	2017/04/07	2017/04/18
13750	UBS AG – SPDR Gold Trust European Warrants Apr 2017 A	2017/04/07	2017/04/18
13686	BOCI Asia Ltd. – AIA European Warrants Apr 2017 A	2017/04/10	2017/04/19
13786	Credit Suisse AG – Lenovo European Warrants Apr 2017 A	2017/04/10	2017/04/19
13787	Credit Suisse AG – SPDR Gold Trust European Warrants Apr 2017 A	2017/04/10	2017/04/19
13062	Haitong Int'l Sec – ICBC European Warrants Apr 2017 A	2017/04/10	2017/04/19
13808	J P Morgan SP BV – SPDR Gold Trust European Wts Apr 2017 A	2017/04/10	2017/04/19
27552	Macquarie Bank Ltd. – Car Inc European Warrants Apr 2017 A	2017/04/10	2017/04/19
12622	Macquarie Bank Ltd. – Li Ning European Warrants Apr 2017 A	2017/04/10	2017/04/19
29332	Macquarie Bank Ltd. – Sinopharm European Warrants Apr 2017 A	2017/04/10	2017/04/19
13860	UBS AG – CC Bank European Warrants Apr 2017 A	2017/04/10	2017/04/19
15389	UBS AG – HKEX European Warrants Apr 2017 A	2017/04/10	2017/04/19
13780	UBS AG – PetroChina European Put Warrants Apr 2017 A	2017/04/10	2017/04/19
14153	Credit Suisse AG – Ping An European Warrants Apr 2017 C	2017/04/13	2017/04/24
12478	Goldman Sachs SP (Asia) – China Unicom Euro Wts Apr 2017 A	2017/04/13	2017/04/24
14141	Goldman Sachs SP (Asia) – Ping An European Wts Apr 2017 A	2017/04/13	2017/04/24
14229	Goldman Sachs SP (Asia) – SHK Ppt European Wts Apr 2017 A	2017/04/13	2017/04/24
14470	J P Morgan SP BV – HSBC European Warrants Apr 2017 D	2017/04/13	2017/04/24
14567	UBS AG – HSBC European Warrants Apr 2017 B	2017/04/13	2017/04/24
14669	UBS AG – PetroChina European Warrants Apr 2017 B	2017/04/13	2017/04/24
14004	UBS AG – Ping An European Warrants Apr 2017 D	2017/04/13	2017/04/24
21612	Bank of East Asia – CNBM European Warrants Apr 2017 A	2017/04/18	2017/04/25
13449	BOCI Asia Ltd. – Sands China European Warrants Apr 2017 A	2017/04/18	2017/04/25
12652	Goldman Sachs SP (Asia) – China Life Euro Wts Apr 2017 A	2017/04/18	2017/04/25
11046	Goldman Sachs SP (Asia) – HKEX European Warrants Apr 2017 A	2017/04/18	2017/04/25
14424	Goldman Sachs SP (Asia) – HSBC European Put Wts Apr 2017 C	2017/04/18	2017/04/25
14423	Goldman Sachs Sp (Asia) – ICBC European Warrants Apr 2017 A	2017/04/18	2017/04/25
13363	Haitong Int'l Sec – China Life European Warrants Apr 2017 A	2017/04/18	2017/04/25
13291	HK Bank – China Life European Warrants Apr 2017 A	2017/04/18	2017/04/25
13208	HK Bank – Kingsoft European Warrants Apr 2017 A	2017/04/18	2017/04/25
18730	UBS AG – A50 China European Warrants Apr 2017 A	2017/04/18	2017/04/25
17461	UBS AG – China Mobile European Warrants Apr 2017 A	2017/04/18	2017/04/25
13928	UBS AG – China Mobile European Warrants Apr 2017 B	2017/04/18	2017/04/25
13313	UBS AG – Galaxy Ent European Warrants Apr 2017 A	2017/04/18	2017/04/25
13927	UBS AG – Sands China European Warrants Apr 2017 B	2017/04/18	2017/04/25
19292	UBS AG – SHK Ppt European Put Warrants Apr 2017 A	2017/04/18	2017/04/25
23335	UBS AG – Sunny Optical European Warrants Apr 2017 A	2017/04/18	2017/04/25
28703	BOCI Asia Ltd. – BOC HK European Warrants Apr 2017 A	2017/04/19	2017/04/26
28705	BOCI Asia Ltd. – BOCL European Warrants Apr 2017 A	2017/04/19	2017/04/26
13447	BOCI Asia Ltd. – Galaxy Ent European Warrants Apr 2017 A	2017/04/19	2017/04/26
13718	BOCI Asia Ltd. – Ping An European Warrants Apr 2017 B	2017/04/19	2017/04/26
11804	J P Morgan SP BV – Ali Health European Warrants Apr 2017 A	2017/04/19	2017/04/26
14785	SG Issuer – A50 China European Warrants Jun 2017 C	2017/04/25	2017/04/26
28220	SG Issuer – AGBK European Warrants Jun 2017 A	2017/04/25	2017/04/26
12495	SG Issuer – AGBK European Warrants Jun 2017 B	2017/04/25	2017/04/26
12779	SG Issuer – BOCHK European Warrants Jun 2017 A	2017/04/25	2017/04/26
12825	SG Issuer – China Life European Warrants Jun 2017 B	2017/04/25	2017/04/26
14043	SG Issuer – China Res Land European Warrants Jun 2017 A	2017/04/25	2017/04/26
12499	SG Issuer – CMB European Warrants Jun 2017 B	2017/04/25	2017/04/26
13739	SG Issuer – CNOOC European Warrants May 2017 A	2017/04/25	2017/04/26
14701	SG Issuer – Minsheng Bank European Warrants Jun 2017 A	2017/04/25	2017/04/26
14755	SG Issuer – PICC European Warrants Jun 2017 A	2017/04/25	2017/04/26
13631	SG Issuer – Shenhua European Warrants Jun 2017 A	2017/04/25	2017/04/26
25750	Standard Chartered Bank – China Cinda Euro Wts Apr 2017 A	2017/04/19	2017/04/26
15191	UBS AG – CNOOC European Warrants Apr 2017 A	2017/04/19	2017/04/26
13958	UBS AG – Geely Auto European Warrants Apr 2017 A	2017/04/19	2017/04/26

List of expired derivative warrants, 2017 (continued)

Code	Warrant	Last trading date	Delisted date
14607	UBS AG – Geely Auto European Warrants Apr 2017 B	2017/04/19	2017/04/26
15196	UBS AG – ICBC European Warrants Apr 2017 A	2017/04/19	2017/04/26
15346	UBS AG – Wynn Macau European Warrants Apr 2017 A	2017/04/19	2017/04/26
29026	BNP Paribas Arbit Issu B.V. – BOCHK European Wts May 2017 A	2017/04/26	2017/04/27
13629	BNP Paribas Arbit Issu B.V. – Galaxy Ent Euro Wts May 2017 A	2017/04/26	2017/04/27
14943	Goldman Sachs SP (Asia) – A50 China European Wts Apr 2017 B	2017/04/20	2017/04/27
14178	Goldman Sachs SP (Asia) – PetroChina European Wts Apr 2017 A	2017/04/20	2017/04/27
14365	Goldman Sachs SP (Asia) – Ping An European Wts Apr 2017 B	2017/04/20	2017/04/27
14275	Goldman Sachs SP (Asia) – Tencent European Wt Apr 2017 B	2017/04/20	2017/04/27
14146	Goldman Sachs SP (Asia) – Ch Overseas European Wts Apr 2017 A	2017/04/20	2017/04/27
13695	HK Bank – CITIC Sec European Warrants Apr 2017 A	2017/04/20	2017/04/27
13692	HK Bank – Ping An European Warrants Apr 2017 A	2017/04/20	2017/04/27
17652	SGA Societe Generale Acceptance N.V. – Ch Mob Eu Wt Apr 17 A	2017/04/20	2017/04/27
12542	BNP Paribas Arbit Issu B.V. – HSI Euro Put Wts Apr 2017 B	2017/04/21	2017/04/28
12540	BNP Paribas Arbit Issu B.V. – HSI European Wts Apr 2017 A	2017/04/21	2017/04/28
13248	BOCI Asia Ltd. – HSI European Warrants Apr 2017 A	2017/04/21	2017/04/28
14467	Credit Suisse AG – China Vanke European Warrants Apr 2017 A	2017/04/21	2017/04/28
22957	Credit Suisse AG – CKH European Warrants Apr 2017 A	2017/04/21	2017/04/28
18444	Credit Suisse AG – HSI European Put Warrants Apr 2017 A	2017/04/21	2017/04/28
17524	Credit Suisse AG – KECL European Warrants Apr 2017 A	2017/04/21	2017/04/28
14105	Goldman Sachs SP (Asia) – HSI European Put Wts Apr 2017 B	2017/04/21	2017/04/28
16023	Goldman Sachs SP (Asia) – HSI European Put Wts Apr 2017 D	2017/04/21	2017/04/28
13759	Goldman Sachs SP (Asia) – HSI European Warrants Apr 2017 A	2017/04/21	2017/04/28
14525	Goldman Sachs SP (Asia) – HSI European Warrants Apr 2017 C	2017/04/21	2017/04/28
14866	Haitong Int'l Sec – HSI European Put Warrants Apr 2017 A	2017/04/21	2017/04/28
13619	HK Bank – AIA European Put Warrants Apr 2017 B	2017/04/21	2017/04/28
13694	HK Bank – HSI European Put Warrants Apr 2017 B	2017/04/21	2017/04/28
14137	HK Bank – HSI European Put Warrants Apr 2017 C	2017/04/21	2017/04/28
13289	HK Bank – HSI European Warrants Apr 2017 A	2017/04/21	2017/04/28
14254	HK Bank – HSI European Warrants Apr 2017 D	2017/04/21	2017/04/28
12958	J P Morgan SP BV – HSI European Put Warrants Apr 2017 B	2017/04/21	2017/04/28
13107	J P Morgan SP BV – HSI European Put Warrants Apr 2017 C	2017/04/21	2017/04/28
11547	J P Morgan SP BV – HSI European Warrants Apr 2017 A	2017/04/21	2017/04/28
13339	J P Morgan SP BV – HSI European Warrants Apr 2017 D	2017/04/21	2017/04/28
13508	SG Issuer – HSCEI European Put Warrants Apr 2017 B	2017/04/21	2017/04/28
12707	SG Issuer – HSCEI European Warrants Apr 2017 A	2017/04/21	2017/04/28
13113	SG Issuer – HSI European Put Warrants Apr 2017 B	2017/04/21	2017/04/28
13162	SG Issuer – HSI European Put Warrants Apr 2017 C	2017/04/21	2017/04/28
13109	SG Issuer – HSI European Warrants Apr 2017 A	2017/04/21	2017/04/28
14128	SG Issuer – HSI European Warrants Apr 2017 D	2017/04/21	2017/04/28
14441	SG Issuer – HSI European Warrants Apr 2017 E	2017/04/21	2017/04/28
17319	Standard Chartered Bank – KECL European Warrants Apr 2017 A	2017/04/21	2017/04/28
14870	UBS AG – A50 China European Warrants Apr 2017 B	2017/04/21	2017/04/28
15066	UBS AG – CKP European Warrants Apr 2017 A	2017/04/21	2017/04/28
15388	UBS AG – HSCEI European Warrants Apr 2017 A	2017/04/21	2017/04/28
13396	UBS AG – HSI European Put Warrants Apr 2017 A	2017/04/21	2017/04/28
13943	UBS AG – HSI European Put Warrants Apr 2017 D	2017/04/21	2017/04/28
13468	UBS AG – HSI European Warrants Apr 2017 B	2017/04/21	2017/04/28
13903	UBS AG – HSI European Warrants Apr 2017 C	2017/04/21	2017/04/28
17418	UBS AG – KECL European Warrants Apr 2017 A	2017/04/21	2017/04/28
12656	UBS AG – Ping An European Warrants Apr 2017 A	2017/04/21	2017/04/28
23837	UBS AG – Ping An European Warrants Apr 2017 E	2017/04/21	2017/04/28
14360	Credit Suisse AG – China Life European Put Wts Apr 2017 D	2017/04/24	2017/05/02
13224	Credit Suisse AG – China Life European Warrants Apr 2017 A	2017/04/24	2017/05/02
13846	Credit Suisse AG – China Re European Warrants Apr 2017 A	2017/04/24	2017/05/02
13854	Credit Suisse AG – CITIC Sec European Warrants Apr 2017 A	2017/04/24	2017/05/02
13952	Credit Suisse AG – Geely Auto European Put Warrants Apr 17 B	2017/04/24	2017/05/02
13949	Credit Suisse AG – Geely Auto European Warrants Apr 2017 A	2017/04/24	2017/05/02
14468	Credit Suisse AG – PetroChina European Warrants Apr 2017 A	2017/04/24	2017/05/02
14736	Credit Suisse AG – Ping An European Warrants Apr 2017 D	2017/04/24	2017/05/02
14218	Credit Suisse AG – SHK Ppt European Warrants Apr 2017 A	2017/04/24	2017/05/02
14796	Credit Suisse AG – Sunny Optical European Warrants Apr 2017A	2017/04/24	2017/05/02
13847	Credit Suisse AG – Zijin Mining European Warrants Apr 2017 A	2017/04/24	2017/05/02
13402	Goldman Sachs SP (Asia) – A50 China European Wts Apr 2017 A	2017/04/24	2017/05/02
13865	Goldman Sachs SP (Asia) – CGS European Warrants Apr 2017 A	2017/04/24	2017/05/02
23262	Goldman Sachs SP (Asia) – China Cinda Euro Wts Apr 2017 A	2017/04/24	2017/05/02
25053	Goldman Sachs SP (Asia) – China Mobile Euro Wts Apr 2017 A	2017/04/24	2017/05/02
11971	Goldman Sachs SP (Asia) – China Vanke European Wts Apr 2017A	2017/04/24	2017/05/02
13474	Goldman Sachs SP (Asia) – CSOP A50 ETF Euro Wts Apr 2017 A	2017/04/24	2017/05/02
13000	Goldman Sachs SP (Asia) – HSBC European Warrants Apr 2017 A	2017/04/24	2017/05/02
28671	Haitong Int'l Sec – HN Renewables European Warrants Apr 17 A	2017/04/24	2017/05/02
12733	Haitong Int'l Sec – Ping An European Warrants Apr 2017 A	2017/04/24	2017/05/02
11914	Haitong Int'l Sec – Sands China European Warrants Apr 2017 A	2017/04/24	2017/05/02
12601	Haitong Int'l Sec – Shenzhen Inv European Warrants Apr 2017A	2017/04/24	2017/05/02
14593	HK Bank – China Vanke European Warrants Apr 2017 A	2017/04/24	2017/05/02
13596	HK Bank – CSOP A50 ETF European Warrants Apr 2017 A	2017/04/24	2017/05/02
13693	HK Bank – Geely Auto European Warrants Apr 2017 A	2017/04/24	2017/05/02
13823	HK Bank – KECL European Warrants Apr 2017 A	2017/04/24	2017/05/02
13511	HK Bank – Kingsoft European Warrants Apr 2017 B	2017/04/24	2017/05/02
13790	HK Bank – PetroChina European Warrants Apr 2017 A	2017/04/24	2017/05/02
13696	HK Bank – Ping An European Warrants Apr 2017 B	2017/04/24	2017/05/02
13799	HK Bank – SHK Ppt European Warrants Apr 2017 A	2017/04/24	2017/05/02
13821	HK Bank – SHK Ppt European Warrants Apr 2017 B	2017/04/24	2017/05/02
13768	J P Morgan SP BV – AIA European Put Warrants Apr 2017 A	2017/04/24	2017/05/02
11580	J P Morgan SP BV – Anhui Conch European Warrants Apr 2017 A	2017/04/24	2017/05/02
12737	J P Morgan SP BV – China Life European Put Wts Apr 2017 B	2017/04/24	2017/05/02
27694	J P Morgan SP BV – China Life European Warrants Apr 2017 A	2017/04/24	2017/05/02

List of expired derivative warrants, 2017 (continued)

Code	Warrant	Last trading date	Delisted date
17776	J P Morgan SP BV – China Mob European Wts Apr 2017 A	2017/04/24	2017/05/02
13385	J P Morgan SP BV – CITIC Sec European Warrants Apr 2017 A	2017/04/24	2017/05/02
14727	J P Morgan SP BV – Ping An European Warrants Apr 2017 D	2017/04/24	2017/05/02
11866	J P Morgan SP BV – Sands China European Warrants Apr 2017 B	2017/04/24	2017/05/02
11868	J P Morgan SP BV – Wynn Macau European Warrants Apr 2017 A	2017/04/24	2017/05/02
14603	UBS AG – Tencent Holdings European Put Warrants Apr 2017 B	2017/04/24	2017/05/02
13864	UBS AG – Zijin Mining European Warrants Apr 2017 A	2017/04/24	2017/05/02
17531	Bank of East Asia – Ch Mobile European Warrants May 2017 A	2017/04/25	2017/05/04
14147	BNP Paribas Arbit Issu B.V. – China Cinda Eur Wts May 2017 A	2017/04/25	2017/05/04
24399	BNP Paribas Arbit Issu B.V. – ICBC European Wts May 2017 A	2017/04/25	2017/05/04
13243	BOCI Asia Ltd. – China Life European Warrants May 2017 A	2017/04/25	2017/05/04
13936	BOCI Asia Ltd. – China Mobile European Put Wts May 2017 A	2017/04/25	2017/05/04
13687	BOCI Asia Ltd. – HSBC European Warrants May 2017 A	2017/04/25	2017/05/04
13450	BOCI Asia Ltd. – Sands China European Put Wts May 2017 A	2017/04/25	2017/05/04
14350	Credit Suisse AG – ICBC European Warrants May 2017 A	2017/04/25	2017/05/04
12881	Credit Suisse AG – Kingsoft European Warrants May 2017 A	2017/04/25	2017/05/04
14017	HK Bank – Geely Auto European Warrants May 2017 A	2017/04/25	2017/05/04
14855	J P Morgan SP BV – A50 China European Warrants May 2017 A	2017/04/25	2017/05/04
15754	J P Morgan SP BV – A50 China European Warrants May 2017 B	2017/04/25	2017/05/04
13178	J P Morgan SP BV – AIA European Warrants May 2017 A	2017/04/25	2017/05/04
14767	J P Morgan SP BV – China Life European Put Wts May 2017 A	2017/04/25	2017/05/04
15750	J P Morgan SP BV – China Life European Warrants May 2017 B	2017/04/25	2017/05/04
13994	J P Morgan SP BV – China Mob European Wts May 2017 A	2017/04/25	2017/05/04
22942	J P Morgan SP BV – CKH European Warrants May 2017 A	2017/04/25	2017/05/04
14290	J P Morgan SP BV – CKP European Warrants May 2017 A	2017/04/25	2017/05/04
13811	J P Morgan SP BV – CNOOC European Warrants May 2017 A	2017/04/25	2017/05/04
13809	J P Morgan SP BV – Galaxy Ent European Warrants May 2017 A	2017/04/25	2017/05/04
13906	J P Morgan SP BV – Geely Auto European Warrants May 2017 A	2017/04/25	2017/05/04
13086	J P Morgan SP BV – HSBC European Put Warrants May 2017 A	2017/04/25	2017/05/04
13714	J P Morgan SP BV – HSBC European Warrants May 2017 B	2017/04/25	2017/05/04
21593	J P Morgan SP BV – Lenovo European Warrants May 2017 A	2017/04/25	2017/05/04
13728	J P Morgan SP BV – PetroChina European Warrants May 2017 B	2017/04/25	2017/05/04
14069	J P Morgan SP BV – Ping An European Warrants May 2017 B	2017/04/25	2017/05/04
13085	J P Morgan SP BV – Sands China European Put Wts May 2017 A	2017/04/25	2017/05/04
14233	J P Morgan SP BV – SHK Ppt European Warrants May 2017 A	2017/04/25	2017/05/04
12664	J P Morgan SP BV – Sunny Optical European Warrants May 2017A	2017/04/25	2017/05/04
25911	J P Morgan SP BV – Tencent European Warrants May 2017 B	2017/04/25	2017/05/04
21610	J P Morgan SP BV – Weigao Group European Warrants May 2017 A	2017/04/25	2017/05/04
27486	Macquarie Bank Ltd. – China Life European Wts May 2017 A	2017/04/25	2017/05/04
11844	Macquarie Bank Ltd. – CNOOC European Put Warrants May 2017 A	2017/04/25	2017/05/04
11919	SG Issuer – SHKP European Put Warrants May 2017 A	2017/04/25	2017/05/04
15348	UBS AG – Galaxy Ent European Warrants May 2017 C	2017/04/25	2017/05/04
12544	BNP Paribas Arbit Issu B.V. – A50 China Euro Wts May 2017 A	2017/04/26	2017/05/05
12570	BNP Paribas Arbit Issu B.V. – AIA European Wts May 2017 A	2017/04/26	2017/05/05
25230	BNP Paribas Arbit Issu B.V. – Ch Mobile Euro Wts May 2017 A	2017/04/26	2017/05/05
13235	BNP Paribas Arbit Issu B.V. – China Life Euro Wts May 2017 A	2017/04/26	2017/05/05
12543	BNP Paribas Arbit Issu B.V. – HS H-SHARE Euro Wts May 2017 A	2017/04/26	2017/05/05
13628	BNP Paribas Arbit Issu B.V. – Kingsoft Euro Wts May 2017 A	2017/04/26	2017/05/05
12964	BNP Paribas Arbit Issu B.V. – Ping An European Wt May 2017 A	2017/04/26	2017/05/05
14601	BNP Paribas Arbit Issu B.V. – Ping An European Wt May 2017 B	2017/04/26	2017/05/05
13153	BNP Paribas Arbit Issu B.V. – SHK Ppt Euro Wts May 2017 A	2017/04/26	2017/05/05
14792	Credit Suisse AG – A50 China European Warrants May 2017 A	2017/04/26	2017/05/05
13225	Credit Suisse AG – AIA European Warrants May 2017 A	2017/04/26	2017/05/05
14738	Credit Suisse AG – China Life European Put Wts May 2017 A	2017/04/26	2017/05/05
14794	Credit Suisse AG – CNBM European Warrants May 2017 A	2017/04/26	2017/05/05
14025	Credit Suisse AG – Henganintl European Warrants May 2017 A	2017/04/26	2017/05/05
12504	Credit Suisse AG – HSBC European Wts May 2017 A	2017/04/26	2017/05/05
15795	Credit Suisse AG – Ping An European Warrants May 2017 A	2017/04/26	2017/05/05
14152	Credit Suisse AG – Tencent Holdings European Wts May 2017 A	2017/04/26	2017/05/05
14574	Credit Suisse AG – Tencent Holdings European Wts May 2017 B	2017/04/26	2017/05/05
23248	Goldman Sachs SP (Asia) – CITIC European Warrants May 2017 A	2017/04/26	2017/05/05
12590	J P Morgan SP BV – BOCL European Put Wts May 2017 B	2017/04/26	2017/05/05
15757	J P Morgan SP BV – CSOP A50 ETF European Warrants May 2017 A	2017/04/26	2017/05/05
13727	J P Morgan SP BV – PetroChina European Put Warrants May 17 A	2017/04/26	2017/05/05
13231	J P Morgan SP BV – Ping An European Warrants May 2017 A	2017/04/26	2017/05/05
14049	J P Morgan SP BV – Sinopec Corp European Warrants May 2017 A	2017/04/26	2017/05/05
26761	Macquarie Bank Ltd. – Ali Health European Warrants May 2017A	2017/04/26	2017/05/05
26544	Macquarie Bank Ltd. – Ali Pictures European Warrants May17 A	2017/04/26	2017/05/05
25651	Macquarie Bank Ltd. – BOCHK European Warrants May 2017 A	2017/04/26	2017/05/05
12634	Macquarie Bank Ltd. – BOCL European Warrants May 2017 A	2017/04/26	2017/05/05
13500	Macquarie Bank Ltd. – BOCL European Warrants May 2017 B	2017/04/26	2017/05/05
12972	Macquarie Bank Ltd. – BYD European Warrants May 2017 A	2017/04/26	2017/05/05
13408	Macquarie Bank Ltd. – China Cinda European Wts May 2017 A	2017/04/26	2017/05/05
14039	Macquarie Bank Ltd. – China Life European Wts May 2017 B	2017/04/26	2017/05/05
11217	Macquarie Bank Ltd. – China Mobile Euro Put Wts May 2017 A	2017/04/26	2017/05/05
11023	Macquarie Bank Ltd. – China Tel European Warrants May 2017 A	2017/04/26	2017/05/05
12973	Macquarie Bank Ltd. – China Vanke European Warrants May 17 A	2017/04/26	2017/05/05
13938	Macquarie Bank Ltd. – CKH European Warrants May 2017 A	2017/04/26	2017/05/05
11319	Macquarie Bank Ltd. – CKP European Warrants May 2017 A	2017/04/26	2017/05/05
12874	Macquarie Bank Ltd. – CNBM European Warrants May 2017 A	2017/04/26	2017/05/05
11553	Macquarie Bank Ltd. – COSCO Sh Hold European Wts May 2017 A	2017/04/26	2017/05/05
14000	Macquarie Bank Ltd. – CSOP A50 ETF European Wts May 2017 A	2017/04/26	2017/05/05
13326	Macquarie Bank Ltd. – HKEX European Warrants May 2017 A	2017/04/26	2017/05/05
13614	Macquarie Bank Ltd. – HKEX European Warrants May 2017 B	2017/04/26	2017/05/05
13616	Macquarie Bank Ltd. – HKEX European Warrants May 2017 C	2017/04/26	2017/05/05
12341	Macquarie Bank Ltd. – HSBC European Put Warrants May 2017 A	2017/04/26	2017/05/05
13399	Macquarie Bank Ltd. – HSBC European Warrants May 2017 B	2017/04/26	2017/05/05

List of expired derivative warrants, 2017 (continued)

Code	Warrant	Last trading date	Delisted date
16922	Macquarie Bank Ltd. – KECL European Warrants May 2017 A	2017/04/26	2017/05/05
11516	Macquarie Bank Ltd. – Li & Fung European Warrants May 2017 A	2017/04/26	2017/05/05
11281	Macquarie Bank Ltd. – Luk Fook Hold European Wts May 2017 A	2017/04/26	2017/05/05
12529	Macquarie Bank Ltd. – NCI European Warrants May 2017 A	2017/04/26	2017/05/05
11515	Macquarie Bank Ltd. – Ping An European Warrants May 2017 A	2017/04/26	2017/05/05
13068	Macquarie Bank Ltd. – Ping An European Warrants May 2017 B	2017/04/26	2017/05/05
22473	Macquarie Bank Ltd. – Ping An European Warrants May 2017 C	2017/04/26	2017/05/05
11074	Macquarie Bank Ltd. – PWR Assets European Wts May 2017 A	2017/04/26	2017/05/05
12879	Macquarie Bank Ltd. – R&F Ppt European Warrants May 2017 A	2017/04/26	2017/05/05
12319	Macquarie Bank Ltd. – Stanchart European Warrants May 2017 A	2017/04/26	2017/05/05
13880	Macquarie Bank Ltd. – Tencent European Put Wts May 2017 D	2017/04/26	2017/05/05
13772	Macquarie Bank Ltd. – Tencent European Warrants May 2017 B	2017/04/26	2017/05/05
13813	Macquarie Bank Ltd. – Tencent European Warrants May 2017 C	2017/04/26	2017/05/05
13919	Macquarie Bank Ltd. – Tencent European Warrants May 2017 E	2017/04/26	2017/05/05
26958	Macquarie Bank Ltd. – Wynn Macau European Wts May 2017 A	2017/04/26	2017/05/05
13939	Macquarie Bank Ltd. – Yanzhou Coal European Wts May 2017 A	2017/04/26	2017/05/05
27208	SG Issuer – ICBC European Warrants May 2017 A	2017/04/26	2017/05/05
27445	SG Issuer – Wynn European Warrants May 2017 A	2017/04/26	2017/05/05
11546	SGA Societe Generale Acceptance N.V. – CITIC Euro Wt May17 A	2017/04/26	2017/05/05
22711	SGA Societe Generale Acceptance N.V. – CKH Euro Wt May 2017A	2017/04/26	2017/05/05
13932	BOCI Asia Ltd. – Lenovo European Warrants May 2017 A	2017/04/27	2017/05/08
13247	BOCI Asia Ltd. – Ping An European Warrants May 2017 A	2017/04/27	2017/05/08
13553	Credit Suisse AG – Anhui Conch European Warrants May 2017 A	2017/04/27	2017/05/08
14061	Credit Suisse AG – CKH Holdings European Warrants May 2017 A	2017/04/27	2017/05/08
15940	Credit Suisse AG – CKI Holdings European Warrants May 2017 A	2017/04/27	2017/05/08
12757	J P Morgan SP BV – Ch Overseas European Put Wts May 2017 A	2017/04/27	2017/05/08
14067	J P Morgan SP BV – CPIC European Warrants May 2017 A	2017/04/27	2017/05/08
11352	Macquarie Bank Ltd. – China Mobile European Wts May 2017 B	2017/04/27	2017/05/08
13721	Macquarie Bank Ltd. – Tencent European Warrants May 2017 A	2017/04/27	2017/05/08
14774	SG Issuer – A50 China European Warrants May 2017 A	2017/04/27	2017/05/08
11851	SG Issuer – AIA European Warrants May 2017 A	2017/04/27	2017/05/08
13210	SG Issuer – BOCL European Warrants May 2017 A	2017/04/27	2017/05/08
13072	SG Issuer – CCB European Warrants May 2017 A	2017/04/27	2017/05/08
13630	SG Issuer – CCoal European Warrants May 2017 A	2017/04/27	2017/05/08
13601	SG Issuer – CGS European Warrants May 2017 A	2017/04/27	2017/05/08
14644	SG Issuer – Ch Mob European Warrants May 2017 A	2017/04/27	2017/05/08
12915	SG Issuer – China Life European Put Warrants May 2017 A	2017/04/27	2017/05/08
13507	SG Issuer – China Life European Put Warrants May 2017 C	2017/04/27	2017/05/08
13254	SG Issuer – China Life European Warrants May 2017 B	2017/04/27	2017/05/08
13802	SG Issuer – China Overseas European Warrants May 2017 A	2017/04/27	2017/05/08
12433	SG Issuer – CITIC Bank European Warrants May 2017 A	2017/04/27	2017/05/08
12780	SG Issuer – CITIC Sec European Warrants May 2017 A	2017/04/27	2017/05/08
13881	SG Issuer – CKI Holdings European Warrants May 2017 A	2017/04/27	2017/05/08
14210	SG Issuer – CKP European Warrants May 2017 A	2017/04/27	2017/05/08
13689	SG Issuer – CNBM European Warrants May 2017 A	2017/04/27	2017/05/08
14091	SG Issuer – CSOP A50 ETF European Warrants May 2017 A	2017/04/27	2017/05/08
13329	SG Issuer – Galaxy Ent European Warrants May 2017 A	2017/04/27	2017/05/08
13883	SG Issuer – HN Renewables European Warrants May 2017 A	2017/04/27	2017/05/08
13925	SG Issuer – HS H-SH European Put Warrants May 2017 A	2017/04/27	2017/05/08
12829	SG Issuer – HSBC European Warrants May 2017 A	2017/04/27	2017/05/08
13075	SG Issuer – HSBC European Warrants May 2017 B	2017/04/27	2017/05/08
13538	SG Issuer – KECL European Warrants May 2017 A	2017/04/27	2017/05/08
13454	SG Issuer – Kingsoft European Warrants May 2017 A	2017/04/27	2017/05/08
12782	SG Issuer – Lenovo European Warrants May 2017 A	2017/04/27	2017/05/08
12903	SG Issuer – Link REIT European Warrants May 2017 A	2017/04/27	2017/05/08
28072	SG Issuer – MGM China European Warrants May 2017 A	2017/04/27	2017/05/08
12712	SG Issuer – MTRC European Warrants May 2017 A	2017/04/27	2017/05/08
13594	SG Issuer – PetroChina European Warrants May 2017 A	2017/04/27	2017/05/08
13720	SG Issuer – Ping An European Put Warrants May 2017 B	2017/04/27	2017/05/08
12538	SG Issuer – Ping An European Warrants May 2017 A	2017/04/27	2017/05/08
15263	SG Issuer – Ping An European Warrants May 2017 C	2017/04/27	2017/05/08
12327	SG Issuer – Sands China European Warrants May 2017 A	2017/04/27	2017/05/08
12714	SG Issuer – SHK P European Warrants May 2017 B	2017/04/27	2017/05/08
13167	SG Issuer – SHK P European Warrants May 2017 C	2017/04/27	2017/05/08
13885	SG Issuer – Stanchart European Warrants May 2017 A	2017/04/27	2017/05/08
12841	SG Issuer – Tencent European Warrants May 2017 A	2017/04/27	2017/05/08
14397	SG Issuer – Tencent European Warrants May 2017 B	2017/04/27	2017/05/08
13634	SG Issuer – Yanzhou Coal Eu Wt May 2017 A	2017/04/27	2017/05/08
13607	SG Issuer – Zijin Mining European Warrants May 2017 A	2017/04/27	2017/05/08
26053	UBS AG – Tencent Holdings European Warrants May 2017 C	2017/04/27	2017/05/08
14780	BNP Paribas Arbit Issu B.V. – ZTE European Wts Feb 2018 A	2017/05/08	2017/05/09
14328	BOCI Asia Ltd. – China Mobile European Warrants May 2017 B	2017/04/28	2017/05/09
13933	BOCI Asia Ltd. – CKP European Warrants May 2017 A	2017/04/28	2017/05/09
13963	BOCI Asia Ltd. – Geely Auto European Warrants May 2017 A	2017/04/28	2017/05/09
14024	Credit Suisse AG – CHALCO European Wts May 2017 A	2017/04/28	2017/05/09
14060	Credit Suisse AG – CSR Times European Warrants May 2017 A	2017/04/28	2017/05/09
25963	Goldman Sachs SP (Asia) – CNOOC European Warrants May 2017 A	2017/04/28	2017/05/09
26404	Goldman Sachs SP (Asia) – Tencent European Wt May 2017 D	2017/04/28	2017/05/09
14878	J P Morgan SP BV – ICBC European Warrants May 2017 A	2017/04/28	2017/05/09
13039	UBS AG – ICBC European Warrants May 2017 A	2017/04/28	2017/05/09
14801	UBS AG – Ping An European Warrants May 2017 A	2017/04/28	2017/05/09
14144	UBS AG – Stanchart European Warrants May 2017 A	2017/05/02	2017/05/10
14331	BOCI Asia Ltd. – CITIC Sec European Warrants May 2017 A	2017/05/04	2017/05/11
13448	BOCI Asia Ltd. – Galaxy Ent European Put Warrants May 2017 A	2017/05/04	2017/05/11
14179	Credit Suisse AG – PCCW European Warrants May 2017 A	2017/05/04	2017/05/11
11166	Macquarie Bank Ltd. – Anta Sports European Wts May 2017 A	2017/05/04	2017/05/11
14183	UBS AG – Stanchart European Warrants May 2017 B	2017/05/04	2017/05/11

List of expired derivative warrants, 2017 (continued)

Code	Warrant	Last trading date	Delisted date
13242	BOCI Asia Ltd. – ICBC European Warrants May 2017 A	2017/05/09	2017/05/16
14219	Credit Suisse AG – New World Dev European Wts May 2017 A	2017/05/09	2017/05/16
14253	Credit Suisse AG – WH Group European Warrants May 2017 A	2017/05/09	2017/05/16
14935	Goldman Sachs SP (Asia) – HSBC European Warrants May 2017 A	2017/05/09	2017/05/16
14198	Haitong Int'l Sec – China Mobile European Warrants May 2017 A	2017/05/09	2017/05/16
14287	J P Morgan SP BV – CNOOC European Warrants May 2017 B	2017/05/09	2017/05/16
11001	Macquarie Bank Ltd. – Travelsky Tech European Wts May17A	2017/05/09	2017/05/16
14265	UBS AG – China Mobile European Warrants May 2017 A	2017/05/09	2017/05/16
14267	UBS AG – CSOP A50 ETF European Warrants May 2017 A	2017/05/09	2017/05/16
22198	UBS AG – Ping An European Warrants May 2017 C	2017/05/09	2017/05/16
14225	UBS AG – SHK Ppt European Warrants May 2017 A	2017/05/09	2017/05/16
11035	Credit Suisse AG – Haitong Sec European Warrants May 2017 A	2017/05/10	2017/05/17
26499	Macquarie Bank Ltd. – Ch LongYuan European Wts May 2017 A	2017/05/10	2017/05/17
21754	Macquarie Bank Ltd. – Hanergy TFP European Warrants May 17 A	2017/05/10	2017/05/17
20171	Macquarie Bank Ltd. – SFCE European Warrants May 2017 A	2017/05/10	2017/05/17
28350	Macquarie Bank Ltd. – Sino Biopharm European Warrants May17A	2017/05/10	2017/05/17
21294	Macquarie Bank Ltd – Skyworth Digital European Wts May 2017 A	2017/05/10	2017/05/17
14357	Credit Suisse AG – CC Bank European Put Warrants May 2017 A	2017/05/11	2017/05/18
13095	Goldman Sachs SP (Asia) – BOCL European Warrants May 2017 B	2017/05/11	2017/05/18
13366	Haitong Int'l Sec – BOCL European Warrants May 2017 A	2017/05/11	2017/05/18
13055	J P Morgan SP BV – BOCL European Warrants May 2017 C	2017/05/11	2017/05/18
10417	BNP Paribas Arbit Issu B.V. – Oil Futures Eu Put Wt May 17 B	2017/05/12	2017/05/19
10416	BNP Paribas Arbit Issu B.V. – Oil Futures Euro Wt May 2017 A	2017/05/12	2017/05/19
15173	Goldman Sachs SP (Asia) – CC Bank European Wts May 2017 A	2017/05/15	2017/05/22
26694	J P Morgan SP BV – CC Bank European Wts May 2017 A	2017/05/15	2017/05/22
11644	J P Morgan SP BV – China Shenhua European Wts May 2017 A	2017/05/15	2017/05/22
13577	J P Morgan SP BV – Intime European Warrants Dec 2018 A	2017/05/19	2017/05/22
14155	Macquarie Bank Ltd. – Geely Auto European Put Wts May17A	2017/05/15	2017/05/22
14664	UBS AG – CC Bank European Warrants May 2017 A	2017/05/15	2017/05/22
14329	BOCI Asia Ltd. – AIA European Warrants May 2017 A	2017/05/16	2017/05/23
13245	BOCI Asia Ltd. – BOCL European Warrants May 2017 A	2017/05/16	2017/05/23
14330	BOCI Asia Ltd. – Ping An European Warrants May 2017 B	2017/05/16	2017/05/23
24423	Credit Suisse AG – HSBC European Wts May 2017 B	2017/05/16	2017/05/23
14392	Credit Suisse AG – Zijin Mining European Warrants May 2017 A	2017/05/16	2017/05/23
14448	UBS AG – HSBC European Warrants May 2017 A	2017/05/16	2017/05/23
28105	Goldman Sachs SP (Asia) – Tracker Fund European Wts May 17 A	2017/05/17	2017/05/24
14504	HK Bank – Sands China European Put Warrants May 2017 A	2017/05/17	2017/05/24
13136	Credit Suisse AG – BOCL European Warrants May 2017 A	2017/05/18	2017/05/25
15072	Goldman Sachs SP (Asia) – Sands China Euro Wts May 2017 A	2017/05/18	2017/05/25
29499	J P Morgan SP BV – HSI European Warrants May 2017 A	2017/05/24	2017/05/25
15455	J P Morgan SP BV – Link REIT European Warrants Jun 2017 A	2017/05/24	2017/05/25
11144	SG Issuer – HSI European Warrants May 2017 A	2017/05/24	2017/05/25
10418	SG Issuer – Nikkei 225 European Warrants Jun 2017 A	2017/05/24	2017/05/25
12562	UBS AG – BOCL European Warrants May 2017 A	2017/05/18	2017/05/25
14226	UBS AG – China Overseas European Warrants May 2017 A	2017/05/18	2017/05/25
15897	UBS AG – HS H-SHARE European Warrants May 2017 A	2017/05/18	2017/05/25
16213	Credit Suisse AG – Lenovo European Warrants May 2017 A	2017/05/19	2017/05/26
13397	Goldman Sachs SP (Asia) – CM Bank European Wts May 2017 B	2017/05/19	2017/05/26
23856	Goldman Sachs SP (Asia) – Ping An European Wts May 2017 B	2017/05/19	2017/05/26
15563	Haitong Int'l Sec – Galaxy Ent European Warrants May 2017 B	2017/05/19	2017/05/26
11668	Haitong Int'l Sec – HKEX European Put Warrants May 2017 A	2017/05/19	2017/05/26
11667	Haitong Int'l Sec – PWR Assets European Put Wts May 2017 A	2017/05/19	2017/05/26
13392	Haitong Int'l Sec – Tencent European Warrants May 2017 B	2017/05/19	2017/05/26
14807	UBS AG – AIA European Put Warrants May 2017 A	2017/05/19	2017/05/26
27615	UBS AG – HKEX European Put Warrants May 2017 B	2017/05/19	2017/05/26
15666	UBS AG – Lenovo European Warrants May 2017 A	2017/05/19	2017/05/26
14802	UBS AG – Ping An European Put Warrants May 2017 B	2017/05/19	2017/05/26
14326	BOCI Asia Ltd. – CC Bank European Warrants May 2017 A	2017/05/22	2017/05/29
18767	Credit Suisse AG – BYD European Warrants May 2017 A	2017/05/22	2017/05/29
27804	Goldman Sachs SP (Asia) – CC Bank European Wts May 2017 B	2017/05/22	2017/05/29
24762	Goldman Sachs SP (Asia) – China Life Euro Wts May 2017 A	2017/05/22	2017/05/29
11424	Haitong Int'l Sec – Tencent European Warrants May 2017 A	2017/05/22	2017/05/29
15356	UBS AG – A50 China European Warrants May 2017 A	2017/05/22	2017/05/29
15894	UBS AG – BYD European Warrants May 2017 A	2017/05/22	2017/05/29
15533	UBS AG – Galaxy Ent European Put Warrants May 2017 D	2017/05/22	2017/05/29
25833	UBS AG – Ping An European Put Warrants May 2017 D	2017/05/22	2017/05/29
15796	UBS AG – Sinopec Corp European Warrants May 2017 A	2017/05/22	2017/05/29
26058	UBS AG – Tencent Holdings European Put Warrants May 2017 D	2017/05/22	2017/05/29
28613	UBS AG – Tencent Holdings European Put Warrants May 2017 E	2017/05/22	2017/05/29
14184	UBS AG – Tencent Holdings European Warrants May 2017 A	2017/05/22	2017/05/29
28757	UBS AG – Tencent Holdings European Warrants May 2017 F	2017/05/22	2017/05/29
13018	BNP Paribas Arbit Issu B.V. – HSI Euro Put Wts May 2017 B	2017/05/23	2017/05/31
11757	BNP Paribas Arbit Issu B.V. – HSI European Wts May 2017 A	2017/05/23	2017/05/31
29528	BOCI Asia Ltd. – Agricultural Bk European Wts May 2017 A	2017/05/23	2017/05/31
14322	BOCI Asia Ltd. – Galaxy Ent European Warrants May 2017 B	2017/05/23	2017/05/31
14489	BOCI Asia Ltd. – HSI European Put Warrants May 2017 A	2017/05/23	2017/05/31
14983	Credit Suisse AG – AIA European Warrants May 2017 B	2017/05/23	2017/05/31
15022	Credit Suisse AG – China Mobile European Warrants May 2017 A	2017/05/23	2017/05/31
18449	Credit Suisse AG – HSI European Put Warrants May 2017 A	2017/05/23	2017/05/31
14361	Goldman Sachs SP (Asia) – AIA European Warrants May 2017 A	2017/05/23	2017/05/31
14966	Goldman Sachs SP (Asia) – AIA European Warrants May 2017 B	2017/05/23	2017/05/31
11049	Goldman Sachs SP (Asia) – BOCL European Warrants May 2017 A	2017/05/23	2017/05/31
11702	Goldman Sachs SP (Asia) – CPIC European Warrants May 2017 A	2017/05/23	2017/05/31
24599	Goldman Sachs SP (Asia) – HKEX European Warrants May 2017 A	2017/05/23	2017/05/31
26773	Goldman Sachs SP (Asia) – HKEX European Warrants May 2017 B	2017/05/23	2017/05/31
14987	Goldman Sachs SP (Asia) – HSI European Put Wts May 2017 B	2017/05/23	2017/05/31
22854	Goldman Sachs SP (Asia) – HSI European Put Wts May 2017 C	2017/05/23	2017/05/31

List of expired derivative warrants, 2017 (continued)

Code	Warrant	Last trading date	Delisted date
14104	Goldman Sachs SP (Asia) – HSI European Warrants May 2017 A	2017/05/23	2017/05/31
15491	Goldman Sachs SP (Asia) – Ping An European Wts May 2017 A	2017/05/23	2017/05/31
14934	Goldman Sachs SP (Asia) – SHK Ppt European Wts May 2017 A	2017/05/23	2017/05/31
26988	Goldman Sachs SP (Asia) – Tencent European Wt May 2017 A	2017/05/23	2017/05/31
15370	Goldman Sachs SP (Asia) – Sinopec Corp European Wts May 2017 A	2017/05/23	2017/05/31
13364	Haitong Int'l Sec – CM Bank European Warrants May 2017 A	2017/05/23	2017/05/31
14629	Haitong Int'l Sec – Galaxy Ent European Warrants May 2017 A	2017/05/23	2017/05/31
14865	Haitong Int'l Sec – HSI European Put Warrants May 2017 B	2017/05/23	2017/05/31
14864	Haitong Int'l Sec – HSI European Warrants May 2017 A	2017/05/23	2017/05/31
14626	Haitong Int'l Sec – SHK Ppt European Warrants May 2017 A	2017/05/23	2017/05/31
12693	HK Bank – CM Bank European Warrants May 2017 A	2017/05/23	2017/05/31
14462	HK Bank – HSI European Put Warrants May 2017 A	2017/05/23	2017/05/31
26099	HK Bank – HSI European Put Warrants May 2017 B	2017/05/23	2017/05/31
28459	HK Bank – HSI European Put Warrants May 2017 C	2017/05/23	2017/05/31
14129	HK Bank – Tencent European Warrants May 2017 C	2017/05/23	2017/05/31
13288	J P Morgan SP BV – HSI European Put Warrants May 2017 C	2017/05/23	2017/05/31
13532	J P Morgan SP BV – HSI European Put Warrants May 2017 D	2017/05/23	2017/05/31
14539	J P Morgan SP BV – HSI European Put Warrants May 2017 F	2017/05/23	2017/05/31
12705	J P Morgan SP BV – HSI European Warrants May 2017 B	2017/05/23	2017/05/31
13872	J P Morgan SP BV – HSI European Warrants May 2017 E	2017/05/23	2017/05/31
12763	J P Morgan SP BV – Kingsoft European Warrants May 2017 A	2017/05/23	2017/05/31
14262	SG Issuer – HSI European Put Warrants May 2017 C	2017/05/23	2017/05/31
14300	SG Issuer – HSI European Put Warrants May 2017 D	2017/05/23	2017/05/31
14548	SG Issuer – HSI European Put Warrants May 2017 E	2017/05/23	2017/05/31
13074	SG Issuer – HSI European Warrants May 2017 B	2017/05/23	2017/05/31
19538	UBS AG – CC Bank European Put Warrants May 2017 C	2017/05/23	2017/05/31
15265	UBS AG – CC Bank European Warrants May 2017 B	2017/05/23	2017/05/31
13215	UBS AG – China Life European Warrants May 2017 A	2017/05/23	2017/05/31
25506	UBS AG – CKH European Warrants May 2017 A	2017/05/23	2017/05/31
23591	UBS AG – HKEX European Warrants May 2017 A	2017/05/23	2017/05/31
15146	UBS AG – HSBC European Put Warrants May 2017 B	2017/05/23	2017/05/31
14263	UBS AG – HSI European Put Warrants May 2017 C	2017/05/23	2017/05/31
21591	UBS AG – HSI European Put Warrants May 2017 D	2017/05/23	2017/05/31
13189	UBS AG – HSI European Warrants May 2017 A	2017/05/23	2017/05/31
14236	UBS AG – HSI European Warrants May 2017 B	2017/05/23	2017/05/31
14019	Credit Suisse AG – Cathay Pacific European Warrants May 17 A	2017/05/24	2017/06/01
13956	Credit Suisse AG – Ch Overseas European Warrants May 2017 A	2017/05/24	2017/06/01
14355	Credit Suisse AG – Galaxy Ent European Warrants May 2017 A	2017/05/24	2017/06/01
22777	Credit Suisse AG – Ping An European Warrants May 2017 B	2017/05/24	2017/06/01
14578	Credit Suisse AG – Sands China European Warrants May 2017 A	2017/05/24	2017/06/01
16241	Credit Suisse AG – SHK Ppt European Warrants May 2017 A	2017/05/24	2017/06/01
26134	Credit Suisse AG – Tracker Fund European Warrants May 2017 A	2017/05/24	2017/06/01
14148	Goldman Sachs SP (Asia) – A50 China European Wts May 2017 A	2017/05/24	2017/06/01
27969	Goldman Sachs SP (Asia) – Agri Bk European Wts May 2017 A	2017/05/24	2017/06/01
14372	Goldman Sachs SP (Asia) – BOCL European Warrants May 2017 C	2017/05/24	2017/06/01
14363	Goldman Sachs SP (Asia) – China Mobile Euro Wts May 2017 A	2017/05/24	2017/06/01
26514	Goldman Sachs SP (Asia) – CM Bank European Wts May 2017 A	2017/05/24	2017/06/01
13006	Goldman Sachs Sp (Asia) – ICBC European Warrants May 2017 A	2017/05/24	2017/06/01
14103	Goldman Sachs SP (Asia) – Tencent European Wt May 2017 B	2017/05/24	2017/06/01
14730	Goldman Sachs SP (Asia) – Tencent European Wt May 2017 C	2017/05/24	2017/06/01
11997	Haitong Int'l Sec – China Vanke European Put Warrants May17A	2017/05/24	2017/06/01
28190	Haitong Int'l Sec – CRCC European Warrants May 2017 A	2017/05/24	2017/06/01
27589	Haitong Int'l Sec – Gome European Warrants May 2017 A	2017/05/24	2017/06/01
14082	HK Bank – AIA European Warrants May 2017 A	2017/05/24	2017/06/01
13597	HK Bank – CAM CSI300 European Warrants May 2017 A	2017/05/24	2017/06/01
14503	HK Bank – Galaxy Ent European Put Warrants May 2017 B	2017/05/24	2017/06/01
14500	HK Bank – Galaxy Ent European Warrants May 2017 A	2017/05/24	2017/06/01
26562	HK Bank – HKEX European Warrants May 2017 A	2017/05/24	2017/06/01
27753	HK Bank – HKEX European Warrants May 2017 B	2017/05/24	2017/06/01
14246	HK Bank – SHK Ppt European Warrants May 2017 A	2017/05/24	2017/06/01
26930	HK Bank – Tencent European Warrants May 2017 A	2017/05/24	2017/06/01
13475	HK Bank – Tencent European Warrants May 2017 B	2017/05/24	2017/06/01
28243	J P Morgan SP BV – BOCL European Warrants May 2017 A	2017/05/24	2017/06/01
14458	J P Morgan SP BV – Ch Overseas European Warrants May 2017 B	2017/05/24	2017/06/01
12583	J P Morgan SP BV – HKEX European Put Wts May 2017 C	2017/05/24	2017/06/01
27052	J P Morgan SP BV – HKEX European Warrants May 2017 A	2017/05/24	2017/06/01
27742	J P Morgan SP BV – HKEX European Warrants May 2017 B	2017/05/24	2017/06/01
26278	J P Morgan SP BV – Tencent European Put Warrants May 2017 C	2017/05/24	2017/06/01
13905	J P Morgan SP BV – Tencent European Warrants May 2017 A	2017/05/24	2017/06/01
14721	UBS AG – Galaxy Ent European Put Warrants May 2017 B	2017/05/24	2017/06/01
14720	UBS AG – Galaxy Ent European Warrants May 2017 A	2017/05/24	2017/06/01
28966	UBS AG – Ping An European Put Warrants May 2017 E	2017/05/24	2017/06/01
14719	UBS AG – Sands China European Put Warrants May 2017 A	2017/05/24	2017/06/01
23943	UBS AG – Tencent Holdings European Warrants May 2017 B	2017/05/24	2017/06/01
14487	BOCI Asia Ltd. – HS H-SHARE European Warrants Jun 2017 A	2017/05/25	2017/06/02
29096	Credit Suisse AG – HSBC European Wts Jun 2017 D	2017/05/25	2017/06/02
27108	J P Morgan SP BV – China Life European Warrants Jun 2017 B	2017/05/25	2017/06/02
13262	J P Morgan SP BV – Galaxy Ent European Warrants Jun 2017 A	2017/05/25	2017/06/02
13285	J P Morgan SP BV – HKEX European Put Wts Jun 2017 A	2017/05/25	2017/06/02
26922	J P Morgan SP BV – HKEX European Warrants Jun 2017 C	2017/05/25	2017/06/02
24528	J P Morgan SP BV – HSBC European Put Warrants Jun 2017 B	2017/05/25	2017/06/02
13175	J P Morgan SP BV – ICBC European Warrants Jun 2017 A	2017/05/25	2017/06/02
15447	J P Morgan SP BV – Lenovo European Warrants Jun 2017 A	2017/05/25	2017/06/02
23630	J P Morgan SP BV – Ping An European Warrants Jun 2017 A	2017/05/25	2017/06/02
14284	J P Morgan SP BV – Ping An European Warrants Jun 2017 C	2017/05/25	2017/06/02
14615	J P Morgan SP BV – Tencent European Warrants Jun 2017 D	2017/05/25	2017/06/02
29016	UBS AG – HSBC European Warrants Jun 2017 D	2017/05/25	2017/06/02

List of expired derivative warrants, 2017 (continued)

Code	Warrant	Last trading date	Delisted date
12382	BNP Paribas Issuance B.V. – Agricultural Bank Eu Wt Jun17A	2017/05/26	2017/06/05
27244	BNP Paribas Issuance B.V. – AIA European Wts Jun 2017 A	2017/05/26	2017/06/05
11451	BNP Paribas Issuance B.V. – BOCL European Wts Jun 2017 A	2017/05/26	2017/06/05
11871	BNP Paribas Issuance B.V. – Ch Shenhua Euro Wts Jun 2017 A	2017/05/26	2017/06/05
12426	BNP Paribas Issuance B.V. – CITIC Sec Euro Wts Jun 2017 A	2017/05/26	2017/06/05
14571	BNP Paribas Issuance B.V. – CKH European Wts Jun 2017 A	2017/05/26	2017/06/05
11021	BNP Paribas Issuance B.V. – HKEX Euro Put Wts Jun 2017 C	2017/05/26	2017/06/05
13691	BNP Paribas Issuance B.V. – HKEX Euro Put Wts Jun 2017 D	2017/05/26	2017/06/05
24396	BNP Paribas Issuance B.V. – HKEX European Wts Jun 2017 A	2017/05/26	2017/06/05
27732	BNP Paribas Issuance B.V. – HKEX European Wts Jun 2017 B	2017/05/26	2017/06/05
27245	BNP Paribas Issuance B.V. – HSBC European Wts Jun 2017 A	2017/05/26	2017/06/05
11589	BNP Paribas Issuance B.V. – Lenovo European Wts Jun 2017 A	2017/05/26	2017/06/05
25770	BNP Paribas Issuance B.V. – Ping An European Wt Jun 2017 A	2017/05/26	2017/06/05
14572	BNP Paribas Issuance B.V. – SHK Ppt Euro Wts Jun 2017 A	2017/05/26	2017/06/05
27037	BNP Paribas Issuance B.V. – Tencent Hldgs Eu Wt Jun 2017 A	2017/05/26	2017/06/05
12924	BOCI Asia Ltd. – CM Bank European Warrants Jun 2017 A	2017/05/26	2017/06/05
29030	BOCI Asia Ltd. – HKEX European Warrants Jun 2017 A	2017/05/26	2017/06/05
28336	BOCI Asia Ltd. – Tencent Holdings European Wts Jun 2017 A	2017/05/26	2017/06/05
13551	Credit Suisse AG – China Life European Warrants Jun 2017 A	2017/05/26	2017/06/05
27088	Credit Suisse AG – China Life European Warrants Jun 2017 B	2017/05/26	2017/06/05
12409	Credit Suisse AG – CM Bank European Warrants Jun 2017 A	2017/05/26	2017/06/05
14515	Credit Suisse AG – Galaxy Ent European Put Wts Jun 2017 A	2017/05/26	2017/06/05
12556	Credit Suisse AG – HKEX European Put Warrants Jun 2017 C	2017/05/26	2017/06/05
15943	Credit Suisse AG – Link REIT European Warrants Jun 2017 A	2017/05/26	2017/06/05
14787	Credit Suisse AG – PICC Group European Warrants Jun 2017 A	2017/05/26	2017/06/05
18864	Credit Suisse AG – PICC Group European Warrants Jun 2017 B	2017/05/26	2017/06/05
14609	Credit Suisse AG – Ping An European Put Warrants Jun 2017 C	2017/05/26	2017/06/05
14352	Credit Suisse AG – Sinopec Corp European Warrants Jun 2017 A	2017/05/26	2017/06/05
15949	Credit Suisse AG – Stanchart European Warrants Jun 2017 A	2017/05/26	2017/06/05
12749	Credit Suisse AG – Tencent Holdings European Wts Jun 2017 B	2017/05/26	2017/06/05
28767	Credit Suisse AG – Tencent Holdings European Wts Jun 2017 E	2017/05/26	2017/06/05
29056	Goldman Sachs SP (Asia) – China Life Euro Wts Jun 2017 E	2017/05/26	2017/06/05
12607	Haitong Int'l Sec – Mengniu Dairy European Wts Jun 2017 A	2017/05/26	2017/06/05
14277	J P Morgan SP BV – AIA European Warrants Jun 2017 A	2017/05/26	2017/06/05
14536	J P Morgan SP BV – CC Bank European Wts Jun 2017 A	2017/05/26	2017/06/05
13713	J P Morgan SP BV – Ch Overseas European Warrants Jun 2017 A	2017/05/26	2017/06/05
14315	J P Morgan SP BV – CHALCO European Warrants Jun 2017 A	2017/05/26	2017/06/05
14581	J P Morgan SP BV – China Vanke European Warrants Jun 2017 A	2017/05/26	2017/06/05
24581	J P Morgan SP BV – CKH European Put Warrants Jun 2017 B	2017/05/26	2017/06/05
11716	J P Morgan SP BV – CM Bank European Warrants Jun 2017 A	2017/05/26	2017/06/05
13858	J P Morgan SP BV – Galaxy Ent European Put Wts Jun 2017 B	2017/05/26	2017/06/05
15808	J P Morgan SP BV – PICC Group European Warrants Jun 2017 A	2017/05/26	2017/06/05
13335	J P Morgan SP BV – Ping An European Put Warrants Jun 2017 B	2017/05/26	2017/06/05
14285	J P Morgan SP BV – Stanchart European Warrants Jun 2017 B	2017/05/26	2017/06/05
12760	J P Morgan SP BV – Tencent European Put Warrants Jun 2017 B	2017/05/26	2017/06/05
23312	J P Morgan SP BV – Tencent European Warrants Jun 2017 A	2017/05/26	2017/06/05
29218	J P Morgan SP BV – Tencent European Warrants Jun 2017 F	2017/05/26	2017/06/05
13177	J P Morgan SP BV – Tracker Fund European Put Warrants Jun17A	2017/05/26	2017/06/05
14597	Macquarie Bank Ltd. – AIA European Put Warrants Jun 2017 C	2017/05/26	2017/06/05
13948	Macquarie Bank Ltd. – AIA European Warrants Jun 2017 A	2017/05/26	2017/06/05
14085	Macquarie Bank Ltd. – AIA European Warrants Jun 2017 B	2017/05/26	2017/06/05
11395	Macquarie Bank Ltd. – Bank of EA European Wts Jun 2017 A	2017/05/26	2017/06/05
28242	Macquarie Bank Ltd. – BOCL European Warrants Jun 2017 A	2017/05/26	2017/06/05
14343	Macquarie Bank Ltd. – BYD European Put Warrants Jun 2017 A	2017/05/26	2017/06/05
14387	Macquarie Bank Ltd. – BYD European Warrants Jun 2017 B	2017/05/26	2017/06/05
17405	Macquarie Bank Ltd. – CC Bank European Warrants Jun 2017 B	2017/05/26	2017/06/05
14055	Macquarie Bank Ltd. – CHALCO European Warrants Jun 2017 A	2017/05/26	2017/06/05
14435	Macquarie Bank Ltd. – China Life European Wts Jun 2017 B	2017/05/26	2017/06/05
29338	Macquarie Bank Ltd. – China Mobile European Wts Jun 2017 A	2017/05/26	2017/06/05
14244	Macquarie Bank Ltd. – China Mobile European Wts Jun 2017 B	2017/05/26	2017/06/05
12527	Macquarie Bank Ltd. – Foxconn European Warrants Jun 2017 A	2017/05/26	2017/06/05
13459	Macquarie Bank Ltd. – Galaxy Ent European Wts Jun 2017 A	2017/05/26	2017/06/05
13989	Macquarie Bank Ltd. – HKEX European Warrants Jun 2017 A	2017/05/26	2017/06/05
14245	Macquarie Bank Ltd. – HKEX European Warrants Jun 2017 B	2017/05/26	2017/06/05
14425	Macquarie Bank Ltd. – HKEX European Warrants Jun 2017 C	2017/05/26	2017/06/05
12342	Macquarie Bank Ltd. – HSBC European Warrants Jun 2017 A	2017/05/26	2017/06/05
28230	Macquarie Bank Ltd. – Huaneng Power European Wts Jun 2017 A	2017/05/26	2017/06/05
26710	Macquarie Bank Ltd. – ICBC European Warrants Jun 2017 A	2017/05/26	2017/06/05
13804	Macquarie Bank Ltd. – ICBC European Warrants Jun 2017 B	2017/05/26	2017/06/05
12343	Macquarie Bank Ltd. – Kingsoft European Warrants Jun 2017 A	2017/05/26	2017/06/05
13431	Macquarie Bank Ltd. – Kingsoft European Warrants Jun 2017 B	2017/05/26	2017/06/05
14479	Macquarie Bank Ltd. – Lenovo European Warrants Jun 2017 A	2017/05/26	2017/06/05
14596	Macquarie Bank Ltd. – Minsheng Bank European Wts Jun 2017 A	2017/05/26	2017/06/05
29550	Macquarie Bank Ltd. – MTRC European Warrants Jun 2017 A	2017/05/26	2017/06/05
14474	Macquarie Bank Ltd. – PetroChina European Wts Jun 2017 A	2017/05/26	2017/06/05
12392	Macquarie Bank Ltd. – PICC Group European Wts Jun 2017 A	2017/05/26	2017/06/05
13069	Macquarie Bank Ltd. – Ping An European Put Warrants Jun 17 A	2017/05/26	2017/06/05
13900	Macquarie Bank Ltd. – Sinopec Corp Euro Put Wts Jun 2017 A	2017/05/26	2017/06/05
15331	Macquarie Bank Ltd. – Sinopec Corp European Wts Jun 2017 B	2017/05/26	2017/06/05
14294	Macquarie Bank Ltd. – Tencent European Put Wts Jun 2017 D	2017/05/26	2017/06/05
14595	Macquarie Bank Ltd. – Tencent European Put Wts Jun 2017 G	2017/05/26	2017/06/05
21222	Macquarie Bank Ltd. – Tencent European Warrants Jun 2017 A	2017/05/26	2017/06/05
14038	Macquarie Bank Ltd. – Tencent European Warrants Jun 2017 B	2017/05/26	2017/06/05
14156	Macquarie Bank Ltd. – Tencent European Warrants Jun 2017 C	2017/05/26	2017/06/05
14295	Macquarie Bank Ltd. – Tencent European Warrants Jun 2017 E	2017/05/26	2017/06/05
14342	Macquarie Bank Ltd. – Tencent European Warrants Jun 2017 F	2017/05/26	2017/06/05
12444	Macquarie Bank Ltd. – Wharf European Warrants Jun 2017 A	2017/05/26	2017/06/05

List of expired derivative warrants, 2017 (continued)

Code	Warrant	Last trading date	Delisted date
11921	Macquarie Bank Ltd. – Zijin Mining European Wts Jun 2017 A	2017/05/26	2017/06/05
27929	Macquarie Bank Ltd. – Agricultural Bk Euro Warrants Jun 2017 A	2017/05/26	2017/06/05
14266	UBS AG – AIA European Warrants Jun 2017 A	2017/05/26	2017/06/05
12979	UBS AG – HSBC European Warrants Jun 2017 A	2017/05/26	2017/06/05
27475	UBS AG – Tencent Holdings European Warrants Jun 2017 A	2017/05/26	2017/06/05
25278	BOCI Asia Ltd. – CC Bank European Warrants Jun 2017 A	2017/05/29	2017/06/06
24879	BOCI Asia Ltd. – China Life European Warrants Jun 2017 A	2017/05/29	2017/06/06
14550	BOCI Asia Ltd. – Galaxy Ent European Put Warrants Jun 2017 A	2017/05/29	2017/06/06
14484	BOCI Asia Ltd. – SHK Ppt European Warrants Jun 2017 A	2017/05/29	2017/06/06
14324	BOCI Asia Ltd. – Tencent Holdings European Wts Jun 2017 D	2017/05/29	2017/06/06
14791	Credit Suisse AG – CC Bank European Warrants Jun 2017 A	2017/05/29	2017/06/06
27801	Credit Suisse AG – CC Bank European Warrants Jun 2017 B	2017/05/29	2017/06/06
15946	Credit Suisse AG – China Cinda European Warrants Jun 2017 A	2017/05/29	2017/06/06
27101	Credit Suisse AG – China Life European Warrants Jun 2017 C	2017/05/29	2017/06/06
12470	Credit Suisse AG – China Mengniu European Wts Jun 2017 A	2017/05/29	2017/06/06
14789	Credit Suisse AG – CM Bank European Warrants Jun 2017 B	2017/05/29	2017/06/06
14793	Credit Suisse AG – Galaxy Ent European Warrants Jun 2017 B	2017/05/29	2017/06/06
26744	Credit Suisse AG – HKEX European Warrants Jun 2017 B	2017/05/29	2017/06/06
15950	Credit Suisse AG – HS H-SHARE European Warrants Jun 2017 A	2017/05/29	2017/06/06
14798	Credit Suisse AG – Huaneng Power European Warrants Jun 2017 A	2017/05/29	2017/06/06
14354	Credit Suisse AG – PICC European Warrants Jun 2017 A	2017/05/29	2017/06/06
13227	Credit Suisse AG – Ping An European Warrants Jun 2017 B	2017/05/29	2017/06/06
28233	Credit Suisse AG – Tencent Holdings European Wts Jun 2017 A	2017/05/29	2017/06/06
14378	Credit Suisse AG – Tencent Holdings European Wts Jun 2017 C	2017/05/29	2017/06/06
14857	J P Morgan SP BV – A50 China European Warrants Jun 2017 A	2017/05/29	2017/06/06
14089	J P Morgan SP BV – CKH European Warrants Jun 2017 A	2017/05/29	2017/06/06
14858	J P Morgan SP BV – CSOP A50 ETF European Warrants Jun 2017 A	2017/05/29	2017/06/06
14672	J P Morgan SP BV – Galaxy Ent European Put Wts Jun 2017 D	2017/05/29	2017/06/06
29086	J P Morgan SP BV – HSBC European Warrants Jun 2017 C	2017/05/29	2017/06/06
14777	Macquarie Bank Ltd. – CC Bank European Warrants Jun 2017 A	2017/05/29	2017/06/06
14401	SG Issuer – A50 China European Put Warrants Jun 2017 B	2017/05/29	2017/06/06
14096	SG Issuer – A50 China European Warrants Jun 2017 A	2017/05/29	2017/06/06
13688	SG Issuer – AIA European Put Warrants Jun 2017 A	2017/05/29	2017/06/06
14074	SG Issuer – AIA European Warrants Jun 2017 B	2017/05/29	2017/06/06
14258	SG Issuer – AIA European Warrants Jun 2017 C	2017/05/29	2017/06/06
14696	SG Issuer – BOCOM European Warrants Jun 2017 A	2017/05/29	2017/06/06
14643	SG Issuer – CCB European Put Warrants Jun 2017 B	2017/05/29	2017/06/06
14306	SG Issuer – CCB European Warrants Jun 2017 A	2017/05/29	2017/06/06
28461	SG Issuer – CCB European Warrants Jun 2017 C	2017/05/29	2017/06/06
14739	SG Issuer – CCCCL European Warrants Jun 2017 A	2017/05/29	2017/06/06
14307	SG Issuer – Ch Mob European Warrants Jun 2017 A	2017/05/29	2017/06/06
14333	SG Issuer – CHALCO European Warrants Jun 2017 A	2017/05/29	2017/06/06
14815	SG Issuer – China Cinda European Warrants Jun 2017 A	2017/05/29	2017/06/06
14741	SG Issuer – China Life European Warrants Jun 2017 C	2017/05/29	2017/06/06
14057	SG Issuer – China Overseas European Warrants Jun 2017 A	2017/05/29	2017/06/06
12697	SG Issuer – China Vanke European Warrants Jun 2017 A	2017/05/29	2017/06/06
14394	SG Issuer – CKH European Put Warrants Jun 2017 A	2017/05/29	2017/06/06
13845	SG Issuer – CP&CC European Warrants Jun 2017 A	2017/05/29	2017/06/06
14849	SG Issuer – CPIC Eur Wt Jun 2017 A	2017/05/29	2017/06/06
14742	SG Issuer – CRail Eu Wt Jun 2017 A	2017/05/29	2017/06/06
14781	SG Issuer – CSOP A50 ETF European Warrants Jun 2017 B	2017/05/29	2017/06/06
14399	SG Issuer – CSOP A50 Eu Put Wt Jun 2017 A	2017/05/29	2017/06/06
14492	SG Issuer – Galaxy Ent European Put Warrants Jun 2017 A	2017/05/29	2017/06/06
12645	SG Issuer – HKEX European Put Warrants Jun 2017 C	2017/05/29	2017/06/06
27388	SG Issuer – HKEX European Warrants Jun 2017 B	2017/05/29	2017/06/06
14093	SG Issuer – HS H-SHARE European Warrants Jun 2017 A	2017/05/29	2017/06/06
14347	SG Issuer – HS H-SHARE European Warrants Jun 2017 B	2017/05/29	2017/06/06
14301	SG Issuer – HSBC European Put Warrants Jun 2017 A	2017/05/29	2017/06/06
14650	SG Issuer – HSBC European Put Warrants Jun 2017 B	2017/05/29	2017/06/06
14745	SG Issuer – Huaneng Power European Warrants Jun 2017 A	2017/05/29	2017/06/06
14654	SG Issuer – ICBC European Put Wt Jun 2017 B	2017/05/29	2017/06/06
12746	SG Issuer – ICBC European Warrants Jun 2017 A	2017/05/29	2017/06/06
28463	SG Issuer – ICBC European Warrants Jun 2017 C	2017/05/29	2017/06/06
14746	SG Issuer – Lenovo European Warrants Jun 2017 A	2017/05/29	2017/06/06
14753	SG Issuer – Link REIT European Warrants Jun 2017 A	2017/05/29	2017/06/06
14821	SG Issuer – NCI European Warrants Jun 2017 A	2017/05/29	2017/06/06
14204	SG Issuer – NewWorld Dev Eu Wt Jun 2017 A	2017/05/29	2017/06/06
14656	SG Issuer – Ping An European Put Warrants Jun 2017 C	2017/05/29	2017/06/06
13213	SG Issuer – Ping An European Warrants Jun 2017 B	2017/05/29	2017/06/06
14757	SG Issuer – Ping An European Warrants Jun 2017 D	2017/05/29	2017/06/06
14211	SG Issuer – SHK P European Warrants Jun 2017 A	2017/05/29	2017/06/06
14212	SG Issuer – SHKP European Put Warrants Jun 2017 B	2017/05/29	2017/06/06
14761	SG Issuer – Stanchart European Warrants Jun 2017 A	2017/05/29	2017/06/06
14657	SG Issuer – Tencent European Put Warrants Jun 2017 B	2017/05/29	2017/06/06
23114	SG Issuer – Tencent European Put Warrants Jun 2017 C	2017/05/29	2017/06/06
27218	SG Issuer – Tencent European Warrants Jun 2017 A	2017/05/29	2017/06/06
26619	SG Issuer – Tencent European Warrants Jun 2017 D	2017/05/29	2017/06/06
11939	SG Issuer – Tracker Fund European Put Warrants Jun 2017 A	2017/05/29	2017/06/06
26578	SGA Societe Generale Acceptance N.V. – CMB Eu Wts Jun 2017 A	2017/05/29	2017/06/06
11588	SGA Societe Generale Acceptance N.V. – HKEX Eu Wt Jun 2017 A	2017/05/29	2017/06/06
27068	SGA Societe Generale Acceptance N.V. – CLife Eu Wt Jun 2017 A	2017/05/29	2017/06/06
21960	SGA Societe Generale Acceptance N.V. – Ping An Eu Wt Jun 17 A	2017/05/29	2017/06/06
22684	SGA Societe Generale Acceptance N.V. – CGN Power Eu Wts Jun17A	2017/05/29	2017/06/06
16658	UBS AG – CC Bank European Warrants Jun 2017 A	2017/05/29	2017/06/06
14795	Credit Suisse AG – CGS European Warrants Jun 2017 A	2017/05/31	2017/06/07
27784	Credit Suisse AG – HKEX European Warrants Jun 2017 F	2017/05/31	2017/06/07
14823	Goldman Sachs SP (Asia) – Galaxy Ent European Wts Jun 2017 A	2017/05/31	2017/06/07

List of expired derivative warrants, 2017 (continued)

Code	Warrant	Last trading date	Delisted date
14824	Goldman Sachs SP (Asia) – Stanchart European Wts Jun 2017 A	2017/05/31	2017/06/07
14869	UBS AG – CSOP A50 ETF European Warrants Jun 2017 A	2017/05/31	2017/06/07
14860	Goldman Sachs SP (Asia) – CSOP A50 ETF Euro Wts Jun 2017 A	2017/06/01	2017/06/08
13361	Haitong Int'l Sec – Tencent European Warrants Jun 2017 A	2017/06/01	2017/06/08
14498	HK Bank – China Overseas European Warrants Jun 2017 A	2017/06/01	2017/06/08
14898	UBS AG – China Mobile European Put Warrants Jun 2017 A	2017/06/01	2017/06/08
14984	Credit Suisse AG – AIA European Warrants Jun 2017 A	2017/06/02	2017/06/09
14367	Goldman Sachs SP (Asia) – HSBC European Warrants Jun 2017 A	2017/06/02	2017/06/09
13096	Goldman Sachs SP (Asia) – Tencent European Wt Jun 2017 B	2017/06/02	2017/06/09
14986	J P Morgan SP BV – China Unicom European Warrants Jun 2017 A	2017/06/02	2017/06/09
15188	UBS AG – AIA European Warrants Jun 2017 B	2017/06/02	2017/06/09
11592	Credit Suisse AG – China Shenhua European Wts Jun 2017 A	2017/06/05	2017/06/12
14938	Goldman Sachs SP (Asia) – CC Bank European Wts Jun 2017 A	2017/06/05	2017/06/12
12795	Haitong Int'l Sec – HKEX European Warrants Jun 2017 A	2017/06/05	2017/06/12
14320	J P Morgan SP BV – CNBM European Warrants Jun 2017 A	2017/06/05	2017/06/12
14808	J P Morgan SP BV – Goldwind European Warrants Jun 2017 A	2017/06/05	2017/06/12
10420	SG Issuer – Nikkei 225 European Put Warrants Jun 2017 B	2017/06/05	2017/06/12
27209	UBS AG – China Life European Warrants Jun 2017 B	2017/06/05	2017/06/12
10412	UBS AG – Nikkei 225 European Warrants Jun 2017 A	2017/06/05	2017/06/12
12174	Bank of East Asia – Zhaojin Mining European Wts Jun 2017 A	2017/06/06	2017/06/13
14482	BOCI Asia Ltd. – CKH European Warrants Jun 2017 A	2017/06/06	2017/06/13
12612	BOCI Asia Ltd. – HKEX European Warrants Jun 2017 B	2017/06/06	2017/06/13
14554	BOCI Asia Ltd. – HSBC European Put Warrants Jun 2017 A	2017/06/06	2017/06/13
25884	Credit Suisse AG – Tencent Holdings Euro Put Wts Jun 2017 D	2017/06/06	2017/06/13
24956	Goldman Sachs SP (Asia) – Tencent European Put Wt Jun 2017 F	2017/06/06	2017/06/13
13415	HK Bank – China Life European Warrants Jun 2017 A	2017/06/06	2017/06/13
22879	HK Bank – Stanchart European Warrants Jun 2017 B	2017/06/06	2017/06/13
29222	J P Morgan SP BV – China Mob European Wts Jun 2017 C	2017/06/06	2017/06/13
15746	J P Morgan SP BV – HSBC European Warrants Jun 2017 A	2017/06/06	2017/06/13
23044	J P Morgan SP BV – Stanchart European Warrants Jun 2017 A	2017/06/06	2017/06/13
17927	UBS AG – Ch Railway Cons European Warrants Jun 2017 A	2017/06/06	2017/06/13
16131	Goldman Sachs SP (Asia) – PetroChina European Wts Jun 2017 A	2017/06/08	2017/06/15
15187	UBS AG – China Mobile European Warrants Jun 2017 B	2017/06/08	2017/06/15
27336	Macquarie Bank Ltd. – Chinas Cement European Wt Jun 2017 A	2017/06/09	2017/06/16
15144	UBS AG – HSBC European Warrants Jun 2017 B	2017/06/09	2017/06/16
14925	J P Morgan SP BV – China Mob European Put Wts Jun 2017 B	2017/06/12	2017/06/19
11713	Macquarie Bank Ltd. – AAC Acoustic European Wts Jun 2017 A	2017/06/12	2017/06/19
21307	Macquarie Bank Ltd. – BBMG European Warrants Jun 2017 A	2017/06/12	2017/06/19
12809	Macquarie Bank Ltd. – Goldwind European Warrants Jun 2017 A	2017/06/12	2017/06/19
11376	Macquarie Bank Ltd. – HN Renewables European Wts Jun 2017 A	2017/06/12	2017/06/19
12486	Macquarie Bank Ltd. – JNCEC European Warrants Jun 2017 A	2017/06/12	2017/06/19
15042	BOCI Asia Ltd. – China Mobile European Warrants Jun 2017 A	2017/06/13	2017/06/20
15203	BOCI Asia Ltd. – HSBC European Warrants Jun 2017 C	2017/06/13	2017/06/20
14682	BOCI Asia Ltd. – Ping An European Put Warrants Jun 2017 A	2017/06/13	2017/06/20
16179	Credit Suisse AG – China Mobile European Warrants Jun 2017 B	2017/06/13	2017/06/20
16204	Credit Suisse AG – PetroChina European Warrants Jun 2017 B	2017/06/13	2017/06/20
13490	UBS AG – Kingsoft European Warrants Jun 2017 A	2017/06/13	2017/06/20
21649	UBS AG – Stanchart European Warrants Jun 2017 A	2017/06/13	2017/06/20
14897	UBS AG – Tencent Holdings European Put Warrants Jun 2017 B	2017/06/13	2017/06/20
22007	BOCI Asia Ltd. – PetroChina European Warrants Jun 2017 A	2017/06/15	2017/06/22
15477	SG Issuer – HTSC European Warrants Jun 2017 A	2017/06/15	2017/06/22
15409	UBS AG – AIA European Warrants Jun 2017 C	2017/06/15	2017/06/22
15420	UBS AG – ICBC European Warrants Jun 2017 A	2017/06/15	2017/06/22
15418	UBS AG – PetroChina European Warrants Jun 2017 A	2017/06/15	2017/06/22
10446	BNP Paribas Issuance B.V. – EUR/USD Euro Put Wt Jun 2017 B	2017/06/19	2017/06/26
10430	BNP Paribas Issuance B.V. – EUR/USD Euro Wts Jun 2017 A	2017/06/19	2017/06/26
10421	BNP Paribas Issuance B.V. – GBP/USD European Wts Jun 2017 A	2017/06/19	2017/06/26
10429	BNP Paribas Issuance B.V. – USD/YEN Eur Put Wts Jun 2017 B	2017/06/19	2017/06/26
10428	BNP Paribas Issuance B.V. – USD/YEN Euro Wts Jun 2017 A	2017/06/19	2017/06/26
15182	Credit Suisse AG – HSBC European Wts Jun 2017 B	2017/06/19	2017/06/26
14622	Goldman Sachs SP (Asia) – China Life Euro Wts Jun 2017 B	2017/06/19	2017/06/26
29336	Goldman Sachs SP (Asia) – HSBC European Warrants Jun 2017 E	2017/06/19	2017/06/26
14420	Goldman Sachs SP (Asia) – Tencent European Wt Jun 2017 D	2017/06/19	2017/06/26
15571	Haitong Int'l Sec – AIA European Warrants Jun 2017 A	2017/06/19	2017/06/26
29415	Haitong Int'l Sec – China Life European Warrants Jun 2017 A	2017/06/19	2017/06/26
14619	J P Morgan SP BV – Tencent European Warrants Jun 2017 E	2017/06/19	2017/06/26
12321	Macquarie Bank Ltd. – Sunny Optical European Warrants Jun 2017 A	2017/06/19	2017/06/26
14604	UBS AG – CAM CSI300 European Warrants Jun 2017 A	2017/06/19	2017/06/26
15518	UBS AG – China Mobile European Put Warrants Jun 2017 C	2017/06/19	2017/06/26
11632	UBS AG – CKH European Warrants Jun 2017 B	2017/06/19	2017/06/26
29361	UBS AG – CKH European Warrants Jun 2017 C	2017/06/19	2017/06/26
11879	UBS AG – Galaxy Ent European Warrants Jun 2017 B	2017/06/19	2017/06/26
20585	UBS AG – HKEX European Warrants Jun 2017 A	2017/06/19	2017/06/26
15085	BOCI Asia Ltd. – HSBC European Warrants Jun 2017 B	2017/06/20	2017/06/27
26861	BOCI Asia Ltd. – Tracker Fund European Warrants Jun 2017 A	2017/06/20	2017/06/27
15028	Credit Suisse AG – CKH European Warrants Jun 2017 A	2017/06/20	2017/06/27
29270	Credit Suisse AG – HSBC European Wts Jun 2017 E	2017/06/20	2017/06/27
11294	Goldman Sachs SP (Asia) – CKH European Wts Jun 2017 A	2017/06/20	2017/06/27
14460	HK Bank – Tencent European Warrants Jun 2017 A	2017/06/20	2017/06/27
21860	Macquarie Bank Ltd. – BJ Ent Water European Wts Jun 2017 A	2017/06/20	2017/06/27
13296	Macquarie Bank Ltd. – China Life European Wts Jun 2017 A	2017/06/20	2017/06/27
13533	UBS AG – China Life European Warrants Jun 2017 A	2017/06/20	2017/06/27
21023	UBS AG – China National Building European Wts Jun 2017 A	2017/06/20	2017/06/27
15001	UBS AG – CKH European Warrants Jun 2017 A	2017/06/20	2017/06/27
13904	UBS AG – Geely Auto European Put Warrants Jun 2017 A	2017/06/20	2017/06/27
26073	UBS AG – HSBC European Put Warrants Jun 2017 C	2017/06/20	2017/06/27
27960	UBS AG – PetroChina European Put Warrants Jun 2017 B	2017/06/20	2017/06/27

List of expired derivative warrants, 2017 (continued)

Code	Warrant	Last trading date	Delisted date
20566	Bank of East Asia – CNOOC European Warrants Jun 2017 A	2017/06/21	2017/06/28
14511	Bank of East Asia – Galaxy Ent European Warrants Jun 2017 A	2017/06/21	2017/06/28
28444	Credit Suisse AG – Galaxy Ent European Warrants Jun 2017 C	2017/06/21	2017/06/28
25346	Credit Suisse AG – HKEX European Warrants Jun 2017 E	2017/06/21	2017/06/28
14408	Credit Suisse AG – Jiangxi Copper European Wts Jun 2017 A	2017/06/21	2017/06/28
25973	Goldman Sachs SP (Asia) – China Life Euro Put Wts Jun 2017 C	2017/06/21	2017/06/28
29388	Goldman Sachs SP (Asia) – Galaxy Ent European Wts Jun 2017 B	2017/06/21	2017/06/28
15825	Goldman Sachs SP (Asia) – HKEX European Warrants Jun 2017 C	2017/06/21	2017/06/28
27149	Goldman Sachs SP (Asia) – Ping An European Wts Jun 2017 A	2017/06/21	2017/06/28
29278	Goldman Sachs SP (Asia) – Ping An European Wts Jun 2017 B	2017/06/21	2017/06/28
11511	Goldman Sachs SP (Asia) – Ping An European Wts Jun 2017 C	2017/06/21	2017/06/28
29055	Goldman Sachs SP (Asia) – Tencent European Wt Jun 2017 H	2017/06/21	2017/06/28
15634	HK Bank – HKEX European Warrants Jun 2017 C	2017/06/21	2017/06/28
11808	J P Morgan SP BV – China Everbright European Wts Jun 2017 A	2017/06/21	2017/06/28
28879	SG Issuer – AIA European Warrants Jul 2017 D	2017/06/27	2017/06/28
13842	SG Issuer – China Tel European Warrants Jul 2017 A	2017/06/27	2017/06/28
27387	SG Issuer – CRCC European Warrants Jul 2017 A	2017/06/27	2017/06/28
14445	SG Issuer – HSI European Warrants Jun 2017 D	2017/06/27	2017/06/28
14464	SG Issuer – HSI European Warrants Jun 2017 E	2017/06/27	2017/06/28
14967	SG Issuer – HSI European Warrants Jun 2017 G	2017/06/27	2017/06/28
15668	SG Issuer – HSI European Warrants Jun 2017 H	2017/06/27	2017/06/28
14916	SG Issuer – PetroChina European Put Warrants Jul 2017 B	2017/06/27	2017/06/28
24525	Standard Chartered Bank – CNOOC European Warrants Jun 2017 A	2017/06/21	2017/06/28
26889	UBS AG – Anhui Conch European Warrants Jun 2017 A	2017/06/21	2017/06/28
27772	UBS AG – CNOOC European Warrants Jun 2017 A	2017/06/21	2017/06/28
27472	UBS AG – HKEX European Warrants Jun 2017 C	2017/06/21	2017/06/28
27143	UBS AG – Ping An European Warrants Jun 2017 A	2017/06/21	2017/06/28
14084	UBS AG – Sands China European Warrants Jun 2017 A	2017/06/21	2017/06/28
27623	UBS AG – Tencent Holdings European Warrants Jun 2017 D	2017/06/21	2017/06/28
12157	UBS AG – Tencent Holdings European Warrants Jun 2017 E	2017/06/21	2017/06/28
24934	Bank of East Asia – CGS European Warrants Jun 2017 A	2017/06/22	2017/06/29
14663	Credit Suisse AG – HKEX European Warrants Jun 2017 D	2017/06/22	2017/06/29
13856	Credit Suisse AG – HTSC European Warrants Jun 2017 A	2017/06/22	2017/06/29
28560	Goldman Sachs SP (Asia) – AIA European Warrants Jun 2017 B	2017/06/22	2017/06/29
13403	Goldman Sachs SP (Asia) – China Life Euro Wts Jun 2017 A	2017/06/22	2017/06/29
28918	Goldman Sachs SP (Asia) – China Mobile Euro Wts Jun 2017 C	2017/06/22	2017/06/29
15819	Goldman Sachs SP (Asia) – China Tel European Wts Jun 2017 A	2017/06/22	2017/06/29
13684	Goldman Sachs SP (Asia) – HKEX European Warrants Jun 2017 A	2017/06/22	2017/06/29
15282	Goldman Sachs SP (Asia) – HKEX European Warrants Jun 2017 B	2017/06/22	2017/06/29
15093	Goldman Sachs SP (Asia) – HSBC European Put Wts Jun 2017 C	2017/06/22	2017/06/29
26305	Goldman Sachs SP (Asia) – HSBC European Warrants Jun 2017 D	2017/06/22	2017/06/29
29527	Goldman Sachs SP (Asia) – HSBC European Warrants Jun 2017 F	2017/06/22	2017/06/29
15968	Goldman Sachs SP (Asia) – Sands China Euro Wts Jun 2017 A	2017/06/22	2017/06/29
15268	Goldman Sachs SP (Asia) – Tencent European Wt Jun 2017 E	2017/06/22	2017/06/29
28191	Haitong Int'l Sec – CRCC European Warrants Jun 2017 A	2017/06/22	2017/06/29
12802	Haitong Int'l Sec – PICC Group European Warrants Jun 2017 A	2017/06/22	2017/06/29
22719	Haitong Int'l Sec – Stanchart European Warrants Jun 2017 A	2017/06/22	2017/06/29
20813	Haitong Int'l Sec – Tencent European Warrants Jun 2017 B	2017/06/22	2017/06/29
29269	Haitong Int'l Sec – Tencent European Warrants Jun 2017 C	2017/06/22	2017/06/29
12373	Haitong Int'l Sec – Want Want China European Warrants Jun17A	2017/06/22	2017/06/29
21384	HK Bank – A50 China European Warrants Jun 2017 B	2017/06/22	2017/06/29
23010	HK Bank – AIA European Warrants Jun 2017 C	2017/06/22	2017/06/29
15408	HK Bank – HKEX European Warrants Jun 2017 B	2017/06/22	2017/06/29
15143	J P Morgan SP BV – AIA European Warrants Jul 2017 B	2017/06/28	2017/06/29
28245	J P Morgan SP BV – Ch Railway Cons European Wts Jun 2017 A	2017/06/28	2017/06/29
13400	J P Morgan SP BV – China Tel European Put Warrants Jul 2017A	2017/06/28	2017/06/29
20028	J P Morgan SP BV – GF Sec European Warrants Jun 2017 A	2017/06/22	2017/06/29
13089	J P Morgan SP BV – Techtronic European Warrants Jul 2017 A	2017/06/28	2017/06/29
28407	UBS AG – AIA European Warrants Jun 2017 D	2017/06/22	2017/06/29
28971	UBS AG – BYD European Warrants Jun 2017 A	2017/06/22	2017/06/29
26881	UBS AG – China Tel European Warrants Jun 2017 A	2017/06/22	2017/06/29
14564	UBS AG – HKEX European Warrants Jun 2017 B	2017/06/22	2017/06/29
25987	UBS AG – Sands China European Warrants Jun 2017 B	2017/06/22	2017/06/29
27040	BNP Paribas Issuance B.V. – HSCEI European Wts Jun 2017 A	2017/06/23	2017/06/30
12730	BNP Paribas Issuance B.V. – HSI Euro Put Wts Jun 2017 A	2017/06/23	2017/06/30
13841	BNP Paribas Issuance B.V. – HSI Euro Put Wts Jun 2017 D	2017/06/23	2017/06/30
13202	BNP Paribas Issuance B.V. – HSI European Wts Jun 2017 B	2017/06/23	2017/06/30
13840	BNP Paribas Issuance B.V. – HSI European Wts Jun 2017 C	2017/06/23	2017/06/30
16355	BOCI Asia Ltd. – HSI European Warrants Jun 2017 A	2017/06/23	2017/06/30
18421	Credit Suisse AG – HSI European Warrants Jun 2017 A	2017/06/23	2017/06/30
15646	Goldman Sachs SP (Asia) – China Mobile Euro Wts Jun 2017 B	2017/06/23	2017/06/30
15092	Goldman Sachs SP (Asia) – HSBC European Warrants Jun 2017 B	2017/06/23	2017/06/30
27895	Goldman Sachs SP (Asia) – HSCEI European Warrants Jun 2017 A	2017/06/23	2017/06/30
15495	Goldman Sachs SP (Asia) – HSI European Put Wts Jun 2017 E	2017/06/23	2017/06/30
16019	Goldman Sachs SP (Asia) – HSI European Put Wts Jun 2017 F	2017/06/23	2017/06/30
29141	Goldman Sachs SP (Asia) – HSI European Warrants Jun 2017 A	2017/06/23	2017/06/30
13142	Goldman Sachs SP (Asia) – HSI European Warrants Jun 2017 B	2017/06/23	2017/06/30
14990	Goldman Sachs SP (Asia) – HSI European Warrants Jun 2017 C	2017/06/23	2017/06/30
15458	Goldman Sachs SP (Asia) – HSI European Warrants Jun 2017 D	2017/06/23	2017/06/30
11536	Goldman Sachs SP (Asia) – NCI European Warrants Jun 2017 A	2017/06/23	2017/06/30
28910	Haitong Int'l Sec – AIA European Warrants Jun 2017 B	2017/06/23	2017/06/30
15467	Haitong Int'l Sec – China Mobile European Warrants Jun 2017C	2017/06/23	2017/06/30
28186	Haitong Int'l Sec – CRCC European Warrants Jun 2017 A	2017/06/23	2017/06/30
15464	Haitong Int'l Sec – HSBC European Warrants Jun 2017 B	2017/06/23	2017/06/30
14863	Haitong Int'l Sec – HSI European Warrants Jun 2017 A	2017/06/23	2017/06/30
12691	HK Bank – CRCC European Warrants Jun 2017 A	2017/06/23	2017/06/30
26735	HK Bank – HSCEI European Warrants Jun 2017 A	2017/06/23	2017/06/30

List of expired derivative warrants, 2017 (continued)

Code	Warrant	Last trading date	Delisted date
26628	HK Bank – HSI European Put Warrants Jun 2017 A	2017/06/23	2017/06/30
15637	HK Bank – HSI European Put Warrants Jun 2017 F	2017/06/23	2017/06/30
21450	HK Bank – HSI European Put Warrants Jun 2017 I	2017/06/23	2017/06/30
26096	HK Bank – HSI European Put Warrants Jun 2017 J	2017/06/23	2017/06/30
26656	HK Bank – HSI European Warrants Jun 2017 B	2017/06/23	2017/06/30
13097	HK Bank – HSI European Warrants Jun 2017 C	2017/06/23	2017/06/30
14842	HK Bank – HSI European Warrants Jun 2017 D	2017/06/23	2017/06/30
15636	HK Bank – HSI European Warrants Jun 2017 E	2017/06/23	2017/06/30
16041	HK Bank – HSI European Warrants Jun 2017 G	2017/06/23	2017/06/30
21431	HK Bank – HSI European Warrants Jun 2017 H	2017/06/23	2017/06/30
11099	J P Morgan SP BV – HSCEI European Put Warrants Jun 2017 B	2017/06/23	2017/06/30
27696	J P Morgan SP BV – HSCEI European Wts Jun 2017 A	2017/06/23	2017/06/30
15797	J P Morgan SP BV – HSI European Put Warrants Jun 2017 E	2017/06/23	2017/06/30
21604	J P Morgan SP BV – HSI European Put Warrants Jun 2017 F	2017/06/23	2017/06/30
24592	J P Morgan SP BV – HSI European Put Warrants Jun 2017 G	2017/06/23	2017/06/30
12748	J P Morgan SP BV – HSI European Warrants Jun 2017 A	2017/06/23	2017/06/30
13578	J P Morgan SP BV – HSI European Warrants Jun 2017 B	2017/06/23	2017/06/30
14272	J P Morgan SP BV – HSI European Warrants Jun 2017 C	2017/06/23	2017/06/30
14291	J P Morgan SP BV – HSI European Warrants Jun 2017 D	2017/06/23	2017/06/30
14297	SG Issuer – HSCEI European Put Warrants Jun 2017 B	2017/06/23	2017/06/30
27440	SG Issuer – HSCEI European Warrants Jun 2017 A	2017/06/23	2017/06/30
14546	SG Issuer – HSI European Put Warrants Jun 2017 F	2017/06/23	2017/06/30
27920	SG Issuer – HSI European Warrants Jun 2017 A	2017/06/23	2017/06/30
29322	SG Issuer – HSI European Warrants Jun 2017 B	2017/06/23	2017/06/30
13374	SG Issuer – HSI European Warrants Jun 2017 C	2017/06/23	2017/06/30
27476	UBS AG – HSCEI European Warrants Jun 2017 A	2017/06/23	2017/06/30
14237	UBS AG – HSI European Warrants Jun 2017 A	2017/06/23	2017/06/30
15386	UBS AG – HSI European Warrants Jun 2017 B	2017/06/23	2017/06/30
23755	UBS AG – HSI European Warrants Jun 2017 C	2017/06/23	2017/06/30
15667	UBS AG – Tencent Holdings European Warrants Jun 2017 C	2017/06/23	2017/06/30
11003	BOCI Asia Ltd. – Tencent Holdings European Wts Jun 2017 B	2017/06/26	2017/07/03
12770	BOCI Asia Ltd. – Tencent Holdings European Wts Jun 2017 C	2017/06/26	2017/07/03
15338	Credit Suisse AG – AIA European Warrants Jun 2017 B	2017/06/26	2017/07/03
11947	Credit Suisse AG – China EB Ltd European Warrants Jun 2017 A	2017/06/26	2017/07/03
22263	Credit Suisse AG – China Mobile European Warrants Jun 2017 A	2017/06/26	2017/07/03
15426	Credit Suisse AG – CKP European Warrants Jun 2017 A	2017/06/26	2017/07/03
13268	Credit Suisse AG – GCL-Poly Energy European Wts Jun 2017 A	2017/06/26	2017/07/03
15951	Credit Suisse AG – GF Sec European Warrants Jun 2017 A	2017/06/26	2017/07/03
21260	Credit Suisse AG – HKEX European Warrants Jun 2017 A	2017/06/26	2017/07/03
15186	Credit Suisse AG – HSBC European Put Warrants Jun 2017 C	2017/06/26	2017/07/03
15137	Credit Suisse AG – HSBC European Wts Jun 2017 A	2017/06/26	2017/07/03
15337	Credit Suisse AG – PetroChina European Warrants Jun 2017 A	2017/06/26	2017/07/03
24056	Credit Suisse AG – Ping An European Warrants Jun 2017 A	2017/06/26	2017/07/03
15170	Goldman Sachs SP (Asia) – AIA European Warrants Jun 2017 A	2017/06/26	2017/07/03
14010	Goldman Sachs SP (Asia) – CAM CSI300 European Wts Jun 2017 A	2017/06/26	2017/07/03
28564	Goldman Sachs SP (Asia) – China Life Euro Wts Jun 2017 D	2017/06/26	2017/07/03
15292	Goldman Sachs SP (Asia) – China Mobile Euro Wts Jun 2017 A	2017/06/26	2017/07/03
15075	Goldman Sachs SP (Asia) – China Unicom Euro Wts Jun 2017 A	2017/06/26	2017/07/03
11039	Goldman Sachs SP (Asia) – CM Bank European Wts Jun 2017 A	2017/06/26	2017/07/03
15070	Goldman Sachs SP (Asia) – CNOOC European Warrants Jun 2017 A	2017/06/26	2017/07/03
28035	Goldman Sachs SP (Asia) – CRCC European Warrants Jun 2017 A	2017/06/26	2017/07/03
15247	Goldman Sachs SP (Asia) – Lenovo European Wts Jun 2017 A	2017/06/26	2017/07/03
27148	Goldman Sachs SP (Asia) – Tencent European Wt Jun 2017 G	2017/06/26	2017/07/03
28291	Goldman Sachs SP (Asia) – Tencent European Wt Jun 2017 A	2017/06/26	2017/07/03
13429	Goldman Sachs SP (Asia) – Tencent European Wt Jun 2017 C	2017/06/26	2017/07/03
14189	Haitong Int'l Sec – Baiyunshan Ph European Warrants Jun 17 A	2017/06/26	2017/07/03
11681	Haitong Int'l Sec – BOC HK European Put Warrants Jun 2017 A	2017/06/26	2017/07/03
12969	Haitong Int'l Sec – Chi Res Power European Warrants Jun 17 A	2017/06/26	2017/07/03
11675	Haitong Int'l Sec – China Mobile European Put Wts Jun 2017 B	2017/06/26	2017/07/03
11674	Haitong Int'l Sec – China Mobile European Warrants Jun 2017A	2017/06/26	2017/07/03
29463	Haitong Int'l Sec – China Power European Warrants Jun 2017 A	2017/06/26	2017/07/03
28796	Haitong Int'l Sec – GCL-Poly European Warrants Jun 2017 A	2017/06/26	2017/07/03
11666	Haitong Int'l Sec – HSBC European Put Warrants Jun 2017 A	2017/06/26	2017/07/03
14188	Haitong Int'l Sec – Huadian Fuxin European Warrants Jun 17 A	2017/06/26	2017/07/03
11916	Haitong Int'l Sec – MTRC European Put Warrants Jun 2017 A	2017/06/26	2017/07/03
14190	Haitong Int'l Sec – Phoenixhealth European Warrants Jun 17 A	2017/06/26	2017/07/03
27390	Haitong Int'l Sec – Ping An European Warrants Jun 2017 A	2017/06/26	2017/07/03
11989	Haitong Int'l Sec – Sh Petrochem European Warrants Jun 2017A	2017/06/26	2017/07/03
14837	HK Bank – A50 China European Warrants Jun 2017 A	2017/06/26	2017/07/03
15222	HK Bank – AIA European Put Warrants Jun 2017 B	2017/06/26	2017/07/03
15214	HK Bank – AIA European Warrants Jun 2017 A	2017/06/26	2017/07/03
14641	HK Bank – China Life European Warrants Jun 2017 B	2017/06/26	2017/07/03
23001	HK Bank – China Mobile European Warrants Jun 2017 A	2017/06/26	2017/07/03
14136	HK Bank – China Mobile European Warrants Jun 2017 B	2017/06/26	2017/07/03
14732	HK Bank – China Mobile European Warrants Jun 2017 C	2017/06/26	2017/07/03
14734	HK Bank – China Tel European Warrants Jun 2017 A	2017/06/26	2017/07/03
22787	HK Bank – CKH European Warrants Jun 2017 A	2017/06/26	2017/07/03
13649	HK Bank – CKH European Warrants Jun 2017 B	2017/06/26	2017/07/03
14891	HK Bank – CKP European Warrants Jun 2017 A	2017/06/26	2017/07/03
14893	HK Bank – CKP European Warrants Jun 2017 B	2017/06/26	2017/07/03
23806	HK Bank – CNOOC European Warrants Jun 2017 A	2017/06/26	2017/07/03
14735	HK Bank – CNOOC European Warrants Jun 2017 B	2017/06/26	2017/07/03
14557	HK Bank – CSOP A50 ETF European Warrants Jun 2017 A	2017/06/26	2017/07/03
14838	HK Bank – CSOP A50 ETF European Warrants Jun 2017 B	2017/06/26	2017/07/03
13155	HK Bank – Foxconn European Warrants Jun 2017 A	2017/06/26	2017/07/03
14890	HK Bank – Galaxy Ent European Warrants Jun 2017 A	2017/06/26	2017/07/03
15404	HK Bank – Geely Auto European Warrants Jun 2017 A	2017/06/26	2017/07/03

List of expired derivative warrants, 2017 (continued)

Code	Warrant	Last trading date	Delisted date
14163	HK Bank – Greatwall Motor European Warrants Jun 2017 A	2017/06/26	2017/07/03
14158	HK Bank – HKEX European Warrants Jun 2017 A	2017/06/26	2017/07/03
14339	HK Bank – Jiangxi Copper European Warrants Jun 2017 A	2017/06/26	2017/07/03
14386	HK Bank – PetroChina European Warrants Jun 2017 A	2017/06/26	2017/07/03
15405	HK Bank – PetroChina European Warrants Jun 2017 B	2017/06/26	2017/07/03
26798	HK Bank – Ping An European Warrants Jun 2017 A	2017/06/26	2017/07/03
27912	HK Bank – Ping An European Warrants Jun 2017 B	2017/06/26	2017/07/03
14130	HK Bank – Sinopec Corp European Warrants Jun 2017 A	2017/06/26	2017/07/03
14461	HK Bank – Sinopec Corp European Warrants Jun 2017 B	2017/06/26	2017/07/03
22056	HK Bank – Stanchart European Warrants Jun 2017 A	2017/06/26	2017/07/03
14340	HK Bank – Stanchart European Warrants Jun 2017 C	2017/06/26	2017/07/03
26523	HK Bank – Tencent European Put Warrants Jun 2017 C	2017/06/26	2017/07/03
15407	HK Bank – Tencent European Warrants Jun 2017 B	2017/06/26	2017/07/03
15242	J P Morgan SP BV – AIA European Warrants Jun 2017 B	2017/06/26	2017/07/03
14673	J P Morgan SP BV – China Life European Warrants Jun 2017 A	2017/06/26	2017/07/03
14592	J P Morgan SP BV – China Mob European Wts Jun 2017 A	2017/06/26	2017/07/03
19770	J P Morgan SP BV – CNOOC European Warrants Jun 2017 A	2017/06/26	2017/07/03
14526	J P Morgan SP BV – Galaxy Ent European Warrants Jun 2017 C	2017/06/26	2017/07/03
15554	J P Morgan SP BV – HKEX European Warrants Jun 2017 B	2017/06/26	2017/07/03
28548	J P Morgan SP BV – HKEX European Warrants Jun 2017 D	2017/06/26	2017/07/03
14341	J P Morgan SP BV – JX Copper European Warrants Jun 2017 A	2017/06/26	2017/07/03
26351	J P Morgan SP BV – Ping An European Warrants Jun 2017 D	2017/06/26	2017/07/03
14530	J P Morgan SP BV – Sands China European Put Wts Jun 2017 A	2017/06/26	2017/07/03
25800	J P Morgan SP BV – Sinopec Corp European Warrants Jun 2017 A	2017/06/26	2017/07/03
14373	J P Morgan SP BV – Tencent European Warrants Jun 2017 C	2017/06/26	2017/07/03
29626	J P Morgan SP BV – Tencent European Warrants Jun 2017 G	2017/06/26	2017/07/03
12367	J P Morgan SP BV – Tencent European Warrants Jun 2017 H	2017/06/26	2017/07/03
11982	J P Morgan SP BV – Zhaojin Mining European Wts Jun 2017 A	2017/06/26	2017/07/03
23059	Standard Chartered Bank – CKH European Warrants Jun 2017 A	2017/06/26	2017/07/03
17591	Standard Chartered Bank – HKEX European Warrants Jun 2017 A	2017/06/26	2017/07/03
21331	UBS AG – A50 China European Warrants Jun 2017 A	2017/06/26	2017/07/03
13753	UBS AG – Galaxy Ent European Warrants Jun 2017 A	2017/06/26	2017/07/03
13029	UBS AG – PetroChina European Warrants Jun 2017 C	2017/06/26	2017/07/03
13586	Bank of East Asia – CNBM European Warrants Jul 2017 A	2017/06/27	2017/07/04
15603	BOCI Asia Ltd. – China Mobile European Put Wts Jul 2017 B	2017/06/27	2017/07/04
14072	BOCI Asia Ltd. – HKEX European Warrants Jul 2017 B	2017/06/27	2017/07/04
14995	BOCI Asia Ltd. – PetroChina European Warrants Jul 2017 A	2017/06/27	2017/07/04
14832	BOCI Asia Ltd. – Sands China European Warrants Jul 2017 A	2017/06/27	2017/07/04
14099	Credit Suisse AG – Chi Res Land European Warrants Jul 2017 A	2017/06/27	2017/07/04
23164	Credit Suisse AG – China Life European Put Wts Jul 2017 A	2017/06/27	2017/07/04
26202	Credit Suisse AG – China Mobile European Put Wts Jul 2017 C	2017/06/27	2017/07/04
14611	Credit Suisse AG – ChiUnicom European Warrants Jul 2017 A	2017/06/27	2017/07/04
27260	Credit Suisse AG – Kingsoft European Warrants Jul 2017 A	2017/06/27	2017/07/04
26638	Credit Suisse AG – Ping An European Warrants Jul 2017 C	2017/06/27	2017/07/04
15335	Credit Suisse AG – Sinopec Corp European Warrants Jul 2017 A	2017/06/27	2017/07/04
14982	Credit Suisse AG – Tencent Holdings European Wts Jul 2017 D	2017/06/27	2017/07/04
15240	Credit Suisse AG – Tencent Holdings European Wts Jul 2017 E	2017/06/27	2017/07/04
26635	Credit Suisse AG – Tencent Holdings European Wts Jul 2017 G	2017/06/27	2017/07/04
12184	Credit Suisse AG – Tencent Holdings European Wts Jul 2017 H	2017/06/27	2017/07/04
16257	Credit Suisse AG – Tracker Fund European Warrants Jul 2017 A	2017/06/27	2017/07/04
16048	HK Bank – China Mobile European Warrants Jul 2017 A	2017/06/27	2017/07/04
16049	HK Bank – Ping An European Warrants Jul 2017 B	2017/06/27	2017/07/04
14985	J P Morgan SP BV – AIA European Put Warrants Jul 2017 A	2017/06/27	2017/07/04
11096	J P Morgan SP BV – Chi Res Land European Warrants Jul 2017 A	2017/06/27	2017/07/04
12900	J P Morgan SP BV – China Life European Warrants Jul 2017 C	2017/06/27	2017/07/04
14451	J P Morgan SP BV – China Tel European Warrants Jul 2017 B	2017/06/27	2017/07/04
14416	J P Morgan SP BV – CITIC Bank European Warrants Jul 2017 A	2017/06/27	2017/07/04
14120	J P Morgan SP BV – CKH European Warrants Jul 2017 A	2017/06/27	2017/07/04
20166	J P Morgan SP BV – Evergrande European Warrants Jul 2017 A	2017/06/27	2017/07/04
14231	J P Morgan SP BV – Henderson Land Dev European Wt Jul 2017 A	2017/06/27	2017/07/04
15079	J P Morgan SP BV – HSBC European Put Warrants Jul 2017 B	2017/06/27	2017/07/04
28094	J P Morgan SP BV – HSBC European Warrants Jul 2017 C	2017/06/27	2017/07/04
15806	J P Morgan SP BV – Minsheng Bank European Wts Jul 2017 A	2017/06/27	2017/07/04
14765	J P Morgan SP BV – NCI European Warrants Jul 2017 A	2017/06/27	2017/07/04
14234	J P Morgan SP BV – New World Dev European Wts Jul 2017 A	2017/06/27	2017/07/04
14415	J P Morgan SP BV – PCCW European Warrants Jul 2017 A	2017/06/27	2017/07/04
15364	J P Morgan SP BV – PetroChina European Put Warrants Jul 17 B	2017/06/27	2017/07/04
15361	J P Morgan SP BV – PetroChina European Warrants Jul 2017 A	2017/06/27	2017/07/04
20931	J P Morgan SP BV – Ping An European Warrants Jul 2017 A	2017/06/27	2017/07/04
13260	J P Morgan SP BV – Sands China European Warrants Jul 2017 A	2017/06/27	2017/07/04
15365	J P Morgan SP BV – Sinopec Corp Eu Put Wt Jul 2017 A	2017/06/27	2017/07/04
15798	J P Morgan SP BV – SPDR Gold Trust European Wts Jul 2017 A	2017/06/27	2017/07/04
28087	J P Morgan SP BV – Tencent European Warrants Jul 2017 C	2017/06/27	2017/07/04
13789	J P Morgan SP BV – Zijin Mining European Warrants Jul 2017 A	2017/06/27	2017/07/04
12833	Macquarie Bank Ltd. – MGM China European Warrants Jul 2017 A	2017/06/27	2017/07/04
28187	SG Issuer – China Life European Warrants Jul 2017 D	2017/06/27	2017/07/04
28284	SG Issuer – Tracker Fund European Warrants Jul 2017 A	2017/06/27	2017/07/04
26998	SGA Societe Generale Acceptance N.V. – CGS Euro Wts Jul 17 A	2017/06/27	2017/07/04
22310	SGA Societe Generale Acceptance N.V. – Evergrande Eu Wt Jul 17 A	2017/06/27	2017/07/04
14805	UBS AG – China Life European Warrants Jul 2017 B	2017/06/27	2017/07/04
28299	UBS AG – CNOOC European Warrants Jul 2017 C	2017/06/27	2017/07/04
15895	UBS AG – Greatwall Motor European Warrants Jul 2017 A	2017/06/27	2017/07/04
15665	UBS AG – Minsheng Bank European Warrants Jul 2017 A	2017/06/27	2017/07/04
21531	BNP Paribas Issuance B.V. – Ch Mobile Euro Wts Jul 2017 A	2017/06/28	2017/07/05
13892	BNP Paribas Issuance B.V. – Ch Mobile Euro Wts Jul 2017 B	2017/06/28	2017/07/05
25775	BNP Paribas Issuance B.V. – China Life Euro Wts Jul 2017 A	2017/06/28	2017/07/05
13828	BNP Paribas Issuance B.V. – CNOOC European Wts Jul 2017 A	2017/06/28	2017/07/05

List of expired derivative warrants, 2017 (continued)

Code	Warrant	Last trading date	Delisted date
15101	BNP Paribas Issuance B.V. – HKEX European Wts Jul 2017 A	2017/06/28	2017/07/05
25776	BNP Paribas Issuance B.V. – HSBC European Wts Jul 2017 A	2017/06/28	2017/07/05
13891	BNP Paribas Issuance B.V. – Ping An European Wt Jul 2017 A	2017/06/28	2017/07/05
15100	BNP Paribas Issuance B.V. – Ping An European Wt Jul 2017 B	2017/06/28	2017/07/05
13690	BNP Paribas Issuance B.V. – Sands China Euro Wt Jul 2017 A	2017/06/28	2017/07/05
25777	BNP Paribas Issuance B.V. – Tencent Euro Wts Jul 2017 A	2017/06/28	2017/07/05
13890	BNP Paribas Issuance B.V. – Tencent Euro Wts Jul 2017 B	2017/06/28	2017/07/05
15099	BNP Paribas Issuance B.V. – Tencent Euro Wts Jul 2017 C	2017/06/28	2017/07/05
15301	BNP Paribas Issuance B.V. – Tencent Euro Wts Jul 2017 D	2017/06/28	2017/07/05
19442	BNP Paribas Issuance B.V. – Tencent Euro Wts Jul 2017 E	2017/06/28	2017/07/05
15932	Credit Suisse AG – AIA European Put Warrants Jul 2017 A	2017/06/28	2017/07/05
25355	Credit Suisse AG – Anhui Conch European Warrants Jul 2017 A	2017/06/28	2017/07/05
23125	Credit Suisse AG – China Mobile European Warrants Jul 2017 B	2017/06/28	2017/07/05
15955	Credit Suisse AG – China Tel European Warrants Jul 2017 A	2017/06/28	2017/07/05
15938	Credit Suisse AG – Li & Fung European Warrants Jul 2017 A	2017/06/28	2017/07/05
15482	Credit Suisse AG – Ping An European Warrants Jul 2017 B	2017/06/28	2017/07/05
15914	Credit Suisse AG – Sands China European Put Wts Jul 2017 A	2017/06/28	2017/07/05
15942	Credit Suisse AG – SPDR Gold Trust European Wts Jul 2017 A	2017/06/28	2017/07/05
28574	Goldman Sachs SP (Asia) – CRRC European Warrants Jul 2017 A	2017/06/28	2017/07/05
16766	HK Bank – CKH European Warrants Jul 2017 A	2017/06/28	2017/07/05
16677	HK Bank – Galaxy Ent European Warrants Jul 2017 A	2017/06/28	2017/07/05
16708	HK Bank – Sands China European Warrants Jul 2017 B	2017/06/28	2017/07/05
17997	J P Morgan SP BV – MGM China European Warrants Jul 2017 A	2017/06/28	2017/07/05
14319	J P Morgan SP BV – Anhui Conch European Warrants Jul 2017 A	2017/06/28	2017/07/05
21607	J P Morgan SP BV – BJ Ent Water European Warrants Jul 2017 A	2017/06/28	2017/07/05
13287	J P Morgan SP BV – China Life European Put Wts Jul 2017 B	2017/06/28	2017/07/05
12374	J P Morgan SP BV – HSBC European Warrants Jul 2017 A	2017/06/28	2017/07/05
15061	Macquarie Bank Ltd. – AIA European Warrants Jul 2017 A	2017/06/28	2017/07/05
20760	Macquarie Bank Ltd. – Air China European Warrants Jul 2017 A	2017/06/28	2017/07/05
13742	Macquarie Bank Ltd. – Anhui Conch European Wts Jul 2017 A	2017/06/28	2017/07/05
24025	Macquarie Bank Ltd. – CGS European Warrants Jul 2017 A	2017/06/28	2017/07/05
13923	Macquarie Bank Ltd. – Chi Res Land European Put Wts Jul17A	2017/06/28	2017/07/05
11586	Macquarie Bank Ltd. – China EB Ltd Euro Warrants Jul 2017 A	2017/06/28	2017/07/05
15459	Macquarie Bank Ltd. – China Life European Wts Jul 2017 A	2017/06/28	2017/07/05
21296	Macquarie Bank Ltd. – China Mobile European Wts Jul 2017 A	2017/06/28	2017/07/05
15060	Macquarie Bank Ltd. – China Mobile European Wts Jul 2017 B	2017/06/28	2017/07/05
15178	Macquarie Bank Ltd. – China Overseas European Wts Jul 2017 A	2017/06/28	2017/07/05
14902	Macquarie Bank Ltd. – China Unicom European Wts Jul 2017 A	2017/06/28	2017/07/05
13436	Macquarie Bank Ltd. – CITIC Bank European Wts Jul 2017 A	2017/06/28	2017/07/05
23779	Macquarie Bank Ltd. – CKH European Warrants Jul 2017 A	2017/06/28	2017/07/05
15460	Macquarie Bank Ltd. – CKH European Warrants Jul 2017 B	2017/06/28	2017/07/05
26263	Macquarie Bank Ltd. – CM Bank European Warrants Jul 2017 A	2017/06/28	2017/07/05
13803	Macquarie Bank Ltd. – CNBM European Warrants Jul 2017 A	2017/06/28	2017/07/05
18810	Macquarie Bank Ltd. – CNOOC European Warrants Jul 2017 A	2017/06/28	2017/07/05
21102	Macquarie Bank Ltd. – COSCO Sh Hold European Wts Jul 2017 A	2017/06/28	2017/07/05
13918	Macquarie Bank Ltd. – Geely Auto European Wts Jul 2017 A	2017/06/28	2017/07/05
15512	Macquarie Bank Ltd. – Geely Auto European Wts Jul 2017 B	2017/06/28	2017/07/05
15098	Macquarie Bank Ltd. – HKEX European Put Warrants Jul 2017 B	2017/06/28	2017/07/05
14931	Macquarie Bank Ltd. – HKEX European Warrants Jul 2017 A	2017/06/28	2017/07/05
15199	Macquarie Bank Ltd. – HKEX European Warrants Jul 2017 C	2017/06/28	2017/07/05
15200	Macquarie Bank Ltd. – HKEX European Warrants Jul 2017 D	2017/06/28	2017/07/05
20675	Macquarie Bank Ltd. – Jiangxi Copper European Wts Jul 2017 A	2017/06/28	2017/07/05
21219	Macquarie Bank Ltd. – Lenovo European Warrants Jul 2017 A	2017/06/28	2017/07/05
21544	Macquarie Bank Ltd. – Minsheng Bank European Wts Jul 2017 A	2017/06/28	2017/07/05
15284	Macquarie Bank Ltd. – PetroChina European Wts Jul 2017 B	2017/06/28	2017/07/05
12104	Macquarie Bank Ltd. – Ping An European Put Warrants Jul 17A	2017/06/28	2017/07/05
15481	Macquarie Bank Ltd. – Ping An European Warrants Jul 2017 B	2017/06/28	2017/07/05
13427	Macquarie Bank Ltd. – Sands China European Wts Jul 2017 A	2017/06/28	2017/07/05
14042	Macquarie Bank Ltd. – Sands China European Wts Jul 2017 B	2017/06/28	2017/07/05
21791	Macquarie Bank Ltd. – Stanchart European Warrants Jul 2017 A	2017/06/28	2017/07/05
14139	Macquarie Bank Ltd. – Stanchart European Warrants Jul 2017 B	2017/06/28	2017/07/05
15040	Macquarie Bank Ltd. – Tencent European Put Wts Jul 2017 E	2017/06/28	2017/07/05
14711	Macquarie Bank Ltd. – Tencent European Warrants Jul 2017 A	2017/06/28	2017/07/05
14843	Macquarie Bank Ltd. – Tencent European Warrants Jul 2017 B	2017/06/28	2017/07/05
14877	Macquarie Bank Ltd. – Tencent European Warrants Jul 2017 C	2017/06/28	2017/07/05
15033	Macquarie Bank Ltd. – Tencent European Warrants Jul 2017 D	2017/06/28	2017/07/05
16002	Macquarie Bank Ltd. – Tencent European Warrants Jul 2017 F	2017/06/28	2017/07/05
15008	Macquarie Bank Ltd. – PetroChina European Put Warrants Jul17A	2017/06/28	2017/07/05
14718	UBS AG – Sands China European Warrants Jul 2017 A	2017/06/28	2017/07/05
27991	UBS AG – Sands China European Warrants Jul 2017 C	2017/06/28	2017/07/05
12218	Bank of East Asia – HSBC European Warrants Jul 2017 A	2017/06/29	2017/07/06
15920	Credit Suisse AG – China Mobile European Put Wts Jul 2017 A	2017/06/29	2017/07/06
15954	Credit Suisse AG – CNBM European Warrants Jul 2017 A	2017/06/29	2017/07/06
16167	Credit Suisse AG – CNOOC European Warrants Jul 2017 A	2017/06/29	2017/07/06
12894	Credit Suisse AG – CRCC European Warrants Jul 2017 A	2017/06/29	2017/07/06
16352	Credit Suisse AG – CSOP A50 ETF European Warrants Jul 2017 A	2017/06/29	2017/07/06
16347	Credit Suisse AG – HSBC European Put Warrants Jul 2017 A	2017/06/29	2017/07/06
15933	Credit Suisse AG – Sands China European Warrants Jul 2017 B	2017/06/29	2017/07/06
13170	Credit Suisse AG – Tencent Holdings European Wts Jul 2017 B	2017/06/29	2017/07/06
16197	Credit Suisse AG – Tencent Holdings European Wts Jul 2017 F	2017/06/29	2017/07/06
14594	HK Bank – Sands China European Warrants Jul 2017 A	2017/06/29	2017/07/06
28772	J P Morgan SP BV – Tencent European Put Warrants Jul 2017 D	2017/06/29	2017/07/06
21349	Macquarie Bank Ltd. – HSBC European Warrants Jul 2017 A	2017/06/29	2017/07/06
15444	SG Issuer – A50 China European Warrants Jul 2017 B	2017/06/29	2017/07/06
15004	SG Issuer – AIA European Put Warrants Jul 2017 B	2017/06/29	2017/07/06
14953	SG Issuer – AIA European Warrants Jul 2017 A	2017/06/29	2017/07/06
15152	SG Issuer – AIA European Warrants Jul 2017 C	2017/06/29	2017/07/06

List of expired derivative warrants, 2017 (continued)

Code	Warrant	Last trading date	Delisted date
15475	SG Issuer – Anhui Conch European Warrants Jul 2017 A	2017/06/29	2017/07/06
14437	SG Issuer – BYD European Warrants Jul 2017 A	2017/06/29	2017/07/06
14140	SG Issuer – CAM CSI300 European Warrants Jul 2017 A	2017/06/29	2017/07/06
15436	SG Issuer – CAM CSI300 European Warrants Jul 2017 B	2017/06/29	2017/07/06
14110	SG Issuer – CCoal European Warrants Jul 2017 A	2017/06/29	2017/07/06
15235	SG Issuer – Ch Mob European Warrants Jul 2017 C	2017/06/29	2017/07/06
15887	SG Issuer – Ch Mob European Warrants Jul 2017 D	2017/06/29	2017/07/06
23409	SG Issuer – Ch Mob European Warrants Jul 2017 E	2017/06/29	2017/07/06
13279	SG Issuer – China Life European Put Warrants Jul 2017 B	2017/06/29	2017/07/06
13252	SG Issuer – China Life European Warrants Jul 2017 A	2017/06/29	2017/07/06
15857	SG Issuer – China Life European Warrants Jul 2017 C	2017/06/29	2017/07/06
14334	SG Issuer – ChiUnicom European Warrants Jul 2017 A	2017/06/29	2017/07/06
14261	SG Issuer – CITIC Bank European Warrants Jul 2017 A	2017/06/29	2017/07/06
14393	SG Issuer – CKH European Warrants Jul 2017 B	2017/06/29	2017/07/06
12532	SG Issuer – CKI Holdings European Warrants Jul 2017 A	2017/06/29	2017/07/06
14106	SG Issuer – CKP European Warrants Jul 2017 A	2017/06/29	2017/07/06
15542	SG Issuer – CKP European Warrants Jul 2017 B	2017/06/29	2017/07/06
14165	SG Issuer – CMob European Put Warrants Jul 2017 B	2017/06/29	2017/07/06
14380	SG Issuer – CNBM European Warrants Jul 2017 A	2017/06/29	2017/07/06
15318	SG Issuer – CNOOC European Put Warrants Jul 2017 B	2017/06/29	2017/07/06
15502	SG Issuer – CNOOC European Warrants Jul 2017 C	2017/06/29	2017/07/06
14708	SG Issuer – CP&CC European Put Warrants Jul 2017 A	2017/06/29	2017/07/06
27120	SG Issuer – CRRC European Warrants Jul 2017 A	2017/06/29	2017/07/06
15443	SG Issuer – CSOP A50 ETF European Warrants Jul 2017 A	2017/06/29	2017/07/06
13740	SG Issuer – Galaxy Ent European Warrants Jul 2017 A	2017/06/29	2017/07/06
14915	SG Issuer – Geely Auto European Warrants Jul 2017 A	2017/06/29	2017/07/06
15015	SG Issuer – GF Sec European Warrants Jul 2017 A	2017/06/29	2017/07/06
14439	SG Issuer – GWMC European Warrants Jul 2017 A	2017/06/29	2017/07/06
28225	SG Issuer – Haitong Sec European Warrants Jul 2017 A	2017/06/29	2017/07/06
13311	SG Issuer – HKEX European Warrants Jul 2017 B	2017/06/29	2017/07/06
15016	SG Issuer – HKEX European Warrants Jul 2017 C	2017/06/29	2017/07/06
28016	SG Issuer – HKEX European Warrants Jul 2017 D	2017/06/29	2017/07/06
15159	SG Issuer – HSBC European Put Warrants Jul 2017 C	2017/06/29	2017/07/06
12500	SG Issuer – HSBC European Warrants Jul 2017 A	2017/06/29	2017/07/06
15125	SG Issuer – HSBC European Warrants Jul 2017 B	2017/06/29	2017/07/06
13818	SG Issuer – JIANC European Warrants Jul 2017 A	2017/06/29	2017/07/06
14655	SG Issuer – KECL European Warrants Jul 2017 A	2017/06/29	2017/07/06
12840	SG Issuer – Kingsoft European Warrants Jul 2017 A	2017/06/29	2017/07/06
13519	SG Issuer – Kingsoft European Warrants Jul 2017 B	2017/06/29	2017/07/06
13844	SG Issuer – Li & Fung European Warrants Jul 2017 A	2017/06/29	2017/07/06
14396	SG Issuer – PetroChina European Warrants Jul 2017 A	2017/06/29	2017/07/06
15319	SG Issuer – PetroChina European Warrants Jul 2017 C	2017/06/29	2017/07/06
27744	SG Issuer – Ping An European Warrants Jul 2017 A	2017/06/29	2017/07/06
14520	SG Issuer – Sands China European Put Warrants Jul 2017 A	2017/06/29	2017/07/06
15238	SG Issuer – Sands China European Warrants Jul 2017 B	2017/06/29	2017/07/06
24006	SG Issuer – Stanchart European Warrants Jul 2017 A	2017/06/29	2017/07/06
13117	SG Issuer – Tencent European Put Warrants Jul 2017 C	2017/06/29	2017/07/06
12747	SG Issuer – Tencent European Warrants Jul 2017 B	2017/06/29	2017/07/06
13255	SG Issuer – Tencent European Warrants Jul 2017 D	2017/06/29	2017/07/06
14561	SG Issuer – Tencent European Warrants Jul 2017 E	2017/06/29	2017/07/06
28837	SG Issuer – Tencent European Warrants Jul 2017 G	2017/06/29	2017/07/06
12280	SG Issuer – Tencent European Warrants Jul 2017 H	2017/06/29	2017/07/06
15321	SG Issuer – Wharf European Warrants Jul 2017 A	2017/06/29	2017/07/06
14523	SG Issuer – Zijin Mining European Warrants Jul 2017 A	2017/06/29	2017/07/06
22387	SGA Societe Generale Acceptance N.V. – Ch Mob Eu Wt Jul 17 A	2017/06/29	2017/07/06
14286	SGA Societe Generale Acceptance N.V. – CKH Eur Wt Jul 2017 A	2017/06/29	2017/07/06
28427	SGA Societe Generale Acceptance N.V. – CNOOC Eu Wt Jul 2017A	2017/06/29	2017/07/06
21275	SGA Societe Generale Acceptance N.V. – HKEX Eu Wt Jul 2017 A	2017/06/29	2017/07/06
22448	SGA Societe Generale Acceptance N.V. – A50 Ch Eu Wt Jul 2017A	2017/06/29	2017/07/06
26948	SGA Societe Generale Acceptance N.V. – MGM China Eu Wt Jul 2017A	2017/06/29	2017/07/06
21179	SGA Societe Generale Acceptance N.V. – Tencent Eu Wt Jul 17 A	2017/06/29	2017/07/06
23215	SGA Societe Generale Acceptance N.V. – Ali Pictures Eu Wt Jul 17A	2017/06/29	2017/07/06
28114	UBS AG – HSBC European Warrants Jul 2017 B	2017/06/29	2017/07/06
13424	UBS AG – Lenovo European Warrants Jul 2017 C	2017/06/29	2017/07/06
29363	UBS AG – Sands China European Warrants Jul 2017 D	2017/06/29	2017/07/06
18759	Credit Suisse AG – China Railway European Warrants Jul 2017A	2017/06/30	2017/07/07
18474	Credit Suisse AG – CKH European Put Warrants Jul 2017 B	2017/06/30	2017/07/07
18471	Credit Suisse AG – CKH Holdings European Warrants Jul 2017 A	2017/06/30	2017/07/07
16218	Credit Suisse AG – Sunny Optical European Warrants Jul 2017A	2017/07/03	2017/07/10
27532	Goldman Sachs SP (Asia) – Evergrande European Wts Jul 2017 A	2017/07/03	2017/07/10
15532	UBS AG – Sands China European Put Warrants Jul 2017 B	2017/07/03	2017/07/10
14830	BOCI Asia Ltd. – A50 China European Warrants Jul 2017 A	2017/07/04	2017/07/11
15601	BOCI Asia Ltd. – China Mobile European Warrants Jul 2017 A	2017/07/04	2017/07/11
14676	BOCI Asia Ltd. – Galaxy Ent European Warrants Jul 2017 A	2017/07/04	2017/07/11
15607	BOCI Asia Ltd. – HKEX European Warrants Jul 2017 C	2017/07/04	2017/07/11
15204	BOCI Asia Ltd. – HSBC European Put Warrants Jul 2017 B	2017/07/04	2017/07/11
18684	Credit Suisse AG – HSBC European Wts Jul 2017 B	2017/07/04	2017/07/11
11877	HK Bank – BOC HK European Warrants Jul 2017 A	2017/07/04	2017/07/11
27813	HK Bank – Evergrande European Warrants Jul 2017 A	2017/07/04	2017/07/11
11696	UBS AG – HSBC European Warrants Jul 2017 C	2017/07/04	2017/07/11
28599	Credit Suisse AG – ICBC European Warrants Jul 2017 A	2017/07/05	2017/07/12
25171	Goldman Sachs Sp (Asia) – ICBC European Warrants Jul 2017 A	2017/07/05	2017/07/12
20961	Haitong Int'l Sec – A50 China European Warrants Jul 2017 A	2017/07/05	2017/07/12
20713	Haitong Int'l Sec – CKH European Warrants Jul 2017 A	2017/07/05	2017/07/12
21572	UBS AG – CNOOC European Put Warrants Jul 2017 B	2017/07/05	2017/07/12
26383	UBS AG – PetroChina European Warrants Jul 2017 A	2017/07/05	2017/07/12
21536	UBS AG – Sunny Optical European Warrants Jul 2017 A	2017/07/05	2017/07/12

List of expired derivative warrants, 2017 (continued)

Code	Warrant	Last trading date	Delisted date
22082	UBS AG – Link REIT European Put Warrants Jul 2017 B	2017/07/06	2017/07/13
29037	BOCI Asia Ltd. – ICBC European Warrants Jul 2017 A	2017/07/10	2017/07/17
28704	BOCI Asia Ltd. – BOC HK European Warrants Jul 2017 A	2017/07/11	2017/07/18
14999	BOCI Asia Ltd. – CNOOC European Warrants Jul 2017 A	2017/07/11	2017/07/18
14831	BOCI Asia Ltd. – CSOP A50 ETF European Warrants Jul 2017 A	2017/07/11	2017/07/18
14675	BOCI Asia Ltd. – HSBC European Warrants Jul 2017 A	2017/07/11	2017/07/18
16379	BOCI Asia Ltd. – Sands China European Warrants Jul 2017 B	2017/07/11	2017/07/18
22083	Haitong Int'l Sec – Link REIT European Put Warrants Jul 17 A	2017/07/11	2017/07/18
26239	Macquarie Bank Ltd. – Yuexiu Property Euro Wts Jul 2017 A	2017/07/11	2017/07/18
11326	UBS AG – Sinopec Corp European Warrants Jul 2017 A	2017/07/11	2017/07/18
22249	UBS AG – SMIC European Warrants Jul 2017 A	2017/07/11	2017/07/18
13897	Credit Suisse AG – HKEX European Warrants Jul 2017 A	2017/07/12	2017/07/19
23233	Goldman Sachs SP (Asia) – China Mobile Euro Wts Jul 2017 A	2017/07/12	2017/07/19
13473	Goldman Sachs SP (Asia) – HKEX European Warrants Jul 2017 A	2017/07/12	2017/07/19
22090	Haitong Int'l Sec – PetroChina European Warrants Jul 2017 A	2017/07/12	2017/07/19
28544	J P Morgan SP BV – ICBC European Warrants Jul 2017 A	2017/07/12	2017/07/19
12735	Macquarie Bank Ltd. – Kingdee Int'l European Wts Jul 2017 A	2017/07/12	2017/07/19
12888	Macquarie Bank Ltd. – Xinyi Solar European Warrants Jul 17 A	2017/07/12	2017/07/19
14064	J P Morgan SP BV – Belle Int'l European Warrants Jun 2019 B	2017/07/19	2017/07/20
23186	BOCI Asia Ltd. – Sunny Optical European Warrants Jul 2017 A	2017/07/14	2017/07/21
14996	BOCI Asia Ltd. – AIA European Warrants Jul 2017 A	2017/07/18	2017/07/25
15605	BOCI Asia Ltd. – CC Bank European Warrants Jul 2017 A	2017/07/18	2017/07/25
18052	BOCI Asia Ltd. – China Vanke European Warrants Jul 2017 A	2017/07/18	2017/07/25
21994	BOCI Asia Ltd. – Sinopec Corp European Warrants Jul 2017 B	2017/07/18	2017/07/25
23711	Credit Suisse AG – CHALCO European Wts Jul 2017 A	2017/07/18	2017/07/25
27566	Goldman Sachs SP (Asia) – BOCL European Warrants Jul 2017 B	2017/07/18	2017/07/25
11616	Goldman Sachs SP (Asia) – CC Bank European Wts Jul 2017 D	2017/07/18	2017/07/25
14259	Goldman Sachs SP (Asia) – China Mobile Euro Wts Jul 2017 D	2017/07/18	2017/07/25
28315	Goldman Sachs SP (Asia) – CNOOC European Warrants Jul 2017 A	2017/07/18	2017/07/25
28558	Goldman Sachs Sp (Asia) – ICBC European Warrants Jul 2017 D	2017/07/18	2017/07/25
11163	Haitong Int'l Sec – Lenovo European Warrants Jul 2017 A	2017/07/18	2017/07/25
13822	HK Bank – China Overseas European Warrants Jul 2017 A	2017/07/18	2017/07/25
28197	SG Issuer – Geely Auto European Warrants Jul 2017 B	2017/07/18	2017/07/25
15198	UBS AG – BOCL European Warrants Jul 2017 A	2017/07/18	2017/07/25
27638	UBS AG – CC Bank European Warrants Jul 2017 A	2017/07/18	2017/07/25
21035	UBS AG – China Mobile European Warrants Jul 2017 A	2017/07/18	2017/07/25
14668	UBS AG – China Overseas European Warrants Jul 2017 A	2017/07/18	2017/07/25
26317	UBS AG – CNOOC European Warrants Jul 2017 A	2017/07/18	2017/07/25
15151	UBS AG – Evergrande European Warrants Jul 2017 A	2017/07/18	2017/07/25
21129	UBS AG – Lenovo European Warrants Jul 2017 A	2017/07/18	2017/07/25
20551	UBS AG – Link REIT European Warrants Jul 2017 A	2017/07/18	2017/07/25
13186	UBS AG – Tencent Holdings European Warrants Jul 2017 A	2017/07/18	2017/07/25
26938	BOCI Asia Ltd. – Geely Auto European Warrants Jul 2017 A	2017/07/19	2017/07/26
13360	Haitong Int'l Sec – HKEX European Warrants Jul 2017 A	2017/07/19	2017/07/26
11427	Haitong Int'l Sec – Tencent European Warrants Jul 2017 A	2017/07/19	2017/07/26
16879	J P Morgan SP BV – Ch Molybdenum European Warrants Jul 2017A	2017/07/25	2017/07/26
11087	J P Morgan SP BV – China Life European Warrants Jul 2017 A	2017/07/25	2017/07/26
12861	SG Issuer – AGBK European Warrants Aug 2017 A	2017/07/25	2017/07/26
28263	SG Issuer – CLife European Warrants Aug 2017 A	2017/07/25	2017/07/26
23998	SG Issuer – Evergrande Eu Wt Aug 2017 A	2017/07/25	2017/07/26
13211	SG Issuer – Galaxy Ent European Warrants Aug 2017 A	2017/07/25	2017/07/26
13814	SG Issuer – GCL-Poly Eu Wt Aug 2017 A	2017/07/25	2017/07/26
27504	SG Issuer – Geely Auto European Warrants Aug 2017 B	2017/07/25	2017/07/26
15891	SG Issuer – HS H-SH European Put Warrants Aug 2017 C	2017/07/25	2017/07/26
14519	SG Issuer – HSI European Warrants Jul 2017 C	2017/07/25	2017/07/26
14968	SG Issuer – HSI European Warrants Jul 2017 F	2017/07/25	2017/07/26
28915	SG Issuer – Lenovo European Warrants Aug 2017 A	2017/07/25	2017/07/26
25372	SG Issuer – PetroChina European Put Warrants Aug 2017 C	2017/07/25	2017/07/26
15892	SG Issuer – Ping An European Warrants Aug 2017 B	2017/07/25	2017/07/26
26486	SG Issuer – Ping An European Warrants Aug 2017 D	2017/07/25	2017/07/26
15701	SG Issuer – Stanchart European Warrants Aug 2017 A	2017/07/25	2017/07/26
24730	UBS AG – Geely Auto European Put Warrants Jul 2017 A	2017/07/19	2017/07/26
14493	BNP Paribas Issuance B.V. – HSI European Wts Jul 2017 A	2017/07/26	2017/07/27
14633	Goldman Sachs SP (Asia) – AIA European Warrants Jul 2017 A	2017/07/20	2017/07/27
26794	Goldman Sachs SP (Asia) – CC Bank European Wts Jul 2017 B	2017/07/20	2017/07/27
11017	Goldman Sachs SP (Asia) – China Life Euro Wts Jul 2017 A	2017/07/20	2017/07/27
29621	Goldman Sachs SP (Asia) – China Mobile Euro Wts Jul 2017 B	2017/07/20	2017/07/27
16533	Goldman Sachs SP (Asia) – Ping An European Wts Jul 2017 A	2017/07/20	2017/07/27
28458	Goldman Sachs SP (Asia) – Ping An European Wts Jul 2017 B	2017/07/20	2017/07/27
29320	Haitong Int'l Sec – A50 China European Warrants Jul 2017 B	2017/07/20	2017/07/27
13485	Haitong Int'l Sec – China Mobile European Warrants Jul 2017A	2017/07/20	2017/07/27
12853	HK Bank – Agricultural Bank European Warrants Jul 2017 B	2017/07/20	2017/07/27
13861	UBS AG – Agricultural Bank European Warrants Jul 2017 A	2017/07/20	2017/07/27
12141	UBS AG – China Cinda European Warrants Jul 2017 A	2017/07/20	2017/07/27
12870	UBS AG – China Life European Warrants Jul 2017 A	2017/07/20	2017/07/27
12513	UBS AG – China Mobile European Warrants Jul 2017 B	2017/07/20	2017/07/27
15150	UBS AG – HKEX European Warrants Jul 2017 A	2017/07/20	2017/07/27
14438	UBS AG – HSBC European Warrants Jul 2017 D	2017/07/20	2017/07/27
29111	UBS AG – Ping An European Warrants Jul 2017 A	2017/07/20	2017/07/27
13034	UBS AG – Sinopec Corp European Warrants Jul 2017 B	2017/07/20	2017/07/27
25522	Bank of East Asia – Ch Comm Cons European Wts Jul 2017 A	2017/07/21	2017/07/28
25511	Bank of East Asia – R&F Ppt European Warrants Jul 2017 A	2017/07/21	2017/07/28
27274	Credit Suisse AG – BOCL European Warrants Jul 2017 A	2017/07/21	2017/07/28
11242	Credit Suisse AG – CNOOC European Warrants Jul 2017 B	2017/07/21	2017/07/28
15493	Goldman Sachs SP (Asia) – BOCL European Warrants Jul 2017 A	2017/07/21	2017/07/28
28922	Goldman Sachs SP (Asia) – CC Bank European Wts Jul 2017 C	2017/07/21	2017/07/28
11325	Goldman Sachs SP (Asia) – Ch Comm Cons Euro Wts Jul 2017 A	2017/07/21	2017/07/28

List of expired derivative warrants, 2017 (continued)

Code	Warrant	Last trading date	Delisted date
11075	Goldman Sachs SP (Asia) – CNOOC European Warrants Jul 2017 B	2017/07/21	2017/07/28
14431	Goldman Sachs SP (Asia) – Tencent European Wt Jul 2017 B	2017/07/21	2017/07/28
11157	Goldman Sachs SP (Asia) – Tencent European Wt Jul 2017 A	2017/07/21	2017/07/28
28684	Haitong Int'l Sec – Huadian Power European Warrants Jul 17 A	2017/07/21	2017/07/28
28688	Haitong Int'l Sec – ICBC European Warrants Jul 2017 A	2017/07/21	2017/07/28
20858	Haitong Int'l Sec – ICBC European Warrants Jul 2017 B	2017/07/21	2017/07/28
29422	Haitong Int'l Sec – ZTE European Warrants Jul 2017 A	2017/07/21	2017/07/28
15255	HK Bank – CC Bank European Warrants Jul 2017 B	2017/07/21	2017/07/28
13510	HK Bank – HKEX European Warrants Jul 2017 A	2017/07/21	2017/07/28
26537	HK Bank – Ping An European Warrants Jul 2017 C	2017/07/21	2017/07/28
23654	J P Morgan SP BV – Belle Int'l European Warrants Dec 2017 A	2017/07/27	2017/07/28
11930	Macquarie Bank Ltd. – Belle Int'l European Wts Jul 2019 A	2017/07/27	2017/07/28
21890	Macquarie Bank Ltd. – Belle Int'l European Wts Oct 2017 A	2017/07/27	2017/07/28
11728	UBS AG – CC Bank European Warrants Jul 2017 B	2017/07/21	2017/07/28
12147	UBS AG – China Unicom European Warrants Jul 2017 A	2017/07/21	2017/07/28
13829	UBS AG – Galaxy Ent European Warrants Jul 2017 A	2017/07/21	2017/07/28
28751	UBS AG – Tencent Holdings European Warrants Jul 2017 B	2017/07/21	2017/07/28
29497	UBS AG – ZTE European Warrants Jul 2017 A	2017/07/21	2017/07/28
14494	BNP Paribas Issuance B.V. – HSI Euro Put Wts Jul 2017 B	2017/07/24	2017/07/31
14490	BOCI Asia Ltd. – HSCEI European Warrants Jul 2017 A	2017/07/24	2017/07/31
14488	BOCI Asia Ltd. – HSI European Warrants Jul 2017 A	2017/07/24	2017/07/31
18437	Credit Suisse AG – HSI European Warrants Jul 2017 A	2017/07/24	2017/07/31
23154	Credit Suisse AG – HSI European Warrants Jul 2017 B	2017/07/24	2017/07/31
15489	Goldman Sachs SP (Asia) – CC Bank European Wts Jul 2017 A	2017/07/24	2017/07/31
11637	Goldman Sachs SP (Asia) – China Mobile Euro Wts Jul 2017 C	2017/07/24	2017/07/31
27447	Goldman Sachs SP (Asia) – China Railway Euro Wts Jul 2017 A	2017/07/24	2017/07/31
25675	Goldman Sachs SP (Asia) – CITIC European Warrants Jul 2017 A	2017/07/24	2017/07/31
15966	Goldman Sachs SP (Asia) – CSOP A50 ETF Euro Wts Jul 2017 A	2017/07/24	2017/07/31
16518	Goldman Sachs SP (Asia) – HSBC European Warrants Jul 2017 A	2017/07/24	2017/07/31
26929	Goldman Sachs SP (Asia) – HSBC European Warrants Jul 2017 B	2017/07/24	2017/07/31
23875	Goldman Sachs SP (Asia) – HSI European Put Wts Jul 2017 C	2017/07/24	2017/07/31
16013	Goldman Sachs SP (Asia) – HSI European Warrants Jul 2017 A	2017/07/24	2017/07/31
22863	Goldman Sachs SP (Asia) – HSI European Warrants Jul 2017 B	2017/07/24	2017/07/31
15494	Goldman Sachs Sp (Asia) – ICBC European Warrants Jul 2017 B	2017/07/24	2017/07/31
26448	Goldman Sachs Sp (Asia) – ICBC European Warrants Jul 2017 C	2017/07/24	2017/07/31
25938	Goldman Sachs SP (Asia) – PetroChina European Wts Jul 2017 A	2017/07/24	2017/07/31
11298	Goldman Sachs SP (Asia) – Sands China Euro Wts Jul 2017 A	2017/07/24	2017/07/31
11129	Haitong Int'l Sec – CNOOC European Warrants Jul 2017 A	2017/07/24	2017/07/31
17713	Haitong Int'l Sec – Evergrande European Warrants Jul 2017 A	2017/07/24	2017/07/31
15560	Haitong Int'l Sec – HSI European Put Warrants Jul 2017 B	2017/07/24	2017/07/31
15556	Haitong Int'l Sec – HSI European Warrants Jul 2017 A	2017/07/24	2017/07/31
13367	Haitong Int'l Sec – Sands China European Warrants Jul 2017 A	2017/07/24	2017/07/31
12368	Haitong Int'l Sec – Shimao Property European Warrants Jul 17A	2017/07/24	2017/07/31
11960	HK Bank – China Life European Warrants Jul 2017 A	2017/07/24	2017/07/31
27864	HK Bank – Galaxy Ent European Warrants Jul 2017 B	2017/07/24	2017/07/31
12449	HK Bank – HSCEI European Warrants Jul 2017 A	2017/07/24	2017/07/31
21452	HK Bank – HSI European Put Warrants Jul 2017 B	2017/07/24	2017/07/31
24011	HK Bank – HSI European Put Warrants Jul 2017 C	2017/07/24	2017/07/31
14839	HK Bank – HSI European Warrants Jul 2017 A	2017/07/24	2017/07/31
16102	J P Morgan SP BV – HSI European Put Warrants Jul 2017 C	2017/07/24	2017/07/31
22877	J P Morgan SP BV – HSI European Put Warrants Jul 2017 D	2017/07/24	2017/07/31
14276	J P Morgan SP BV – HSI European Warrants Jul 2017 A	2017/07/24	2017/07/31
16000	J P Morgan SP BV – HSI European Warrants Jul 2017 B	2017/07/24	2017/07/31
14298	SG Issuer – HSI European Put Warrants Jul 2017 B	2017/07/24	2017/07/31
14543	SG Issuer – HSI European Put Warrants Jul 2017 D	2017/07/24	2017/07/31
12711	SG Issuer – HSI European Warrants Jul 2017 A	2017/07/24	2017/07/31
14851	SG Issuer – HSI European Warrants Jul 2017 E	2017/07/24	2017/07/31
16110	UBS AG – HSI European Put Warrants Jul 2017 B	2017/07/24	2017/07/31
15267	UBS AG – HSI European Warrants Jul 2017 A	2017/07/24	2017/07/31
13146	BOCI Asia Ltd. – Agricultural Bk European Wts Jul 2017 A	2017/07/25	2017/08/01
16378	BOCI Asia Ltd. – AIA European Warrants Jul 2017 B	2017/07/25	2017/08/01
18330	BOCI Asia Ltd. – CC Bank European Warrants Jul 2017 B	2017/07/25	2017/08/01
12920	BOCI Asia Ltd. – Ch Overseas European Warrants Jul 2017 A	2017/07/25	2017/08/01
26942	BOCI Asia Ltd. – China Mobile European Warrants Jul 2017 C	2017/07/25	2017/08/01
13501	BOCI Asia Ltd. – HKEX European Warrants Jul 2017 A	2017/07/25	2017/08/01
24858	BOCI Asia Ltd. – PetroChina European Warrants Jul 2017 B	2017/07/25	2017/08/01
14991	BOCI Asia Ltd. – Sinopec Corp European Warrants Jul 2017 A	2017/07/25	2017/08/01
11007	BOCI Asia Ltd. – Tencent Holdings European Wts Jul 2017 A	2017/07/25	2017/08/01
18874	Credit Suisse AG – BOC HK European Warrants Jul 2017 A	2017/07/25	2017/08/01
14349	Credit Suisse AG – CC Bank European Warrants Jul 2017 A	2017/07/25	2017/08/01
16278	Credit Suisse AG – CC Bank European Warrants Jul 2017 B	2017/07/25	2017/08/01
23453	Credit Suisse AG – Ch Molybdenum European Warrants Jul 2017A	2017/07/25	2017/08/01
29100	Credit Suisse AG – China Mobile European Warrants Jul 2017 D	2017/07/25	2017/08/01
18783	Credit Suisse AG – China Re European Warrants Jul 2017 A	2017/07/25	2017/08/01
28434	Credit Suisse AG – ChiUnicom European Warrants Jul 2017 B	2017/07/25	2017/08/01
15965	Credit Suisse AG – CITIC European Warrants Jul 2017 A	2017/07/25	2017/08/01
16245	Credit Suisse AG – CPIC European Warrants Jul 2017 A	2017/07/25	2017/08/01
26964	Credit Suisse AG – CRRC European Warrants Jul 2017 A	2017/07/25	2017/08/01
24850	Credit Suisse AG – Dongfeng Motor European Warrants Jul 17 A	2017/07/25	2017/08/01
25024	Credit Suisse AG – Geely Auto European Put Warrants Jul 17 B	2017/07/25	2017/08/01
25001	Credit Suisse AG – Geely Auto European Warrants Jul 2017 A	2017/07/25	2017/08/01
15135	Credit Suisse AG – HKEX European Warrants Jul 2017 B	2017/07/25	2017/08/01
16277	Credit Suisse AG – ICBC European Warrants Jul 2017 B	2017/07/25	2017/08/01
22761	Credit Suisse AG – KECL European Warrants Jul 2017 A	2017/07/25	2017/08/01
19264	Credit Suisse AG – Ping An European Warrants Jul 2017 A	2017/07/25	2017/08/01
11116	Credit Suisse AG – Tencent Holdings European Wts Jul 2017 A	2017/07/25	2017/08/01
14376	Credit Suisse AG – Tencent Holdings European Wts Jul 2017 C	2017/07/25	2017/08/01

List of expired derivative warrants, 2017 (continued)

Code	Warrant	Last trading date	Delisted date
13003	Credit Suisse AG – Tencent Holdings European Wts Jul 2017 I	2017/07/25	2017/08/01
15964	Credit Suisse AG – Zijin Mining European Warrants Jul 2017 A	2017/07/25	2017/08/01
14517	Goldman Sachs SP (Asia) – Ch Overseas European Wts Jul 2017A	2017/07/25	2017/08/01
16840	Goldman Sachs SP (Asia) – Minsheng Bank Euro Wts Jul 2017 A	2017/07/25	2017/08/01
11529	Goldman Sachs SP (Asia) – PetroChina European Wts Jul 2017 B	2017/07/25	2017/08/01
14640	Haitong Int'l Sec – Ch Overseas European Warrants Jul 2017 A	2017/07/25	2017/08/01
14109	Haitong Int'l Sec – CNOOC European Warrants Jul 2017 B	2017/07/25	2017/08/01
14119	Haitong Int'l Sec – CSOP A50 ETF European Warrants Jul 2017A	2017/07/25	2017/08/01
14154	Haitong Int'l Sec – Tencent European Warrants Jul 2017 B	2017/07/25	2017/08/01
21416	HK Bank – A50 China European Warrants Jul 2017 A	2017/07/25	2017/08/01
12811	HK Bank – Agricultural Bank European Warrants Jul 2017 A	2017/07/25	2017/08/01
12619	HK Bank – BOCL European Warrants Jul 2017 A	2017/07/25	2017/08/01
11962	HK Bank – CC Bank European Warrants Jul 2017 A	2017/07/25	2017/08/01
11443	HK Bank – China Shenhua European Warrants Jul 2017 A	2017/07/25	2017/08/01
15496	HK Bank – China Vanke European Warrants Jul 2017 A	2017/07/25	2017/08/01
25265	HK Bank – CNOOC European Warrants Jul 2017 A	2017/07/25	2017/08/01
26862	HK Bank – CRRC European Warrants Jul 2017 A	2017/07/25	2017/08/01
21907	HK Bank – Esprit European Warrants Jul 2017 A	2017/07/25	2017/08/01
25263	HK Bank – Geely Auto European Warrants Jul 2017 A	2017/07/25	2017/08/01
11722	HK Bank – ICBC European Warrants Jul 2017 A	2017/07/25	2017/08/01
13405	HK Bank – ICBC European Warrants Jul 2017 B	2017/07/25	2017/08/01
13575	HK Bank – ICBC European Warrants Jul 2017 C	2017/07/25	2017/08/01
16040	HK Bank – ICBC European Warrants Jul 2017 D	2017/07/25	2017/08/01
14497	HK Bank – Lenovo European Warrants Jul 2017 A	2017/07/25	2017/08/01
14556	HK Bank – Link REIT European Warrants Jul 2017 A	2017/07/25	2017/08/01
16767	HK Bank – Minsheng Bank European Warrants Jul 2017 A	2017/07/25	2017/08/01
19507	HK Bank – Ping An European Warrants Jul 2017 A	2017/07/25	2017/08/01
23012	HK Bank – Sands China European Warrants Jul 2017 C	2017/07/25	2017/08/01
24715	HK Bank – SHK Ppt European Warrants Jul 2017 A	2017/07/25	2017/08/01
25238	HK Bank – Sunny Optical European Warrants Jul 2017 A	2017/07/25	2017/08/01
11227	HK Bank – Tencent European Warrants Jul 2017 A	2017/07/25	2017/08/01
14459	HK Bank – Tencent European Warrants Jul 2017 B	2017/07/25	2017/08/01
13774	HK Bank – Zijin Mining European Warrants Jul 2017 A	2017/07/25	2017/08/01
25073	J P Morgan SP BV – China Agri European Warrants Jul 2017 A	2017/07/25	2017/08/01
16065	J P Morgan SP BV – China Mob European Wts Jul 2017 A	2017/07/25	2017/08/01
25217	J P Morgan SP BV – Geely Auto European Warrants Jul 2017 A	2017/07/25	2017/08/01
15025	J P Morgan SP BV – HKEX European Warrants Jul 2017 A	2017/07/25	2017/08/01
15711	J P Morgan SP BV – ICBC European Warrants Jul 2017 B	2017/07/25	2017/08/01
28863	J P Morgan SP BV – Lenovo European Warrants Jul 2017 A	2017/07/25	2017/08/01
16066	J P Morgan SP BV – Ping An European Warrants Jul 2017 B	2017/07/25	2017/08/01
22876	J P Morgan SP BV – Tencent European Put Warrants Jul 2017 B	2017/07/25	2017/08/01
29243	J P Morgan SP BV – Tencent European Warrants Jul 2017 A	2017/07/25	2017/08/01
13976	J P Morgan SP BV – Tencent European Warrants Jul 2017 E	2017/07/25	2017/08/01
26057	Nomura Int'l plc – CMS European Warrants Jul 2017 A	2017/07/25	2017/08/01
13112	Standard Chartered Bank – Galaxy Ent European Wts Jul 2017 A	2017/07/25	2017/08/01
23397	UBS AG – CHALCO European Warrants Jul 2017 A	2017/07/25	2017/08/01
24741	UBS AG – Geely Auto European Warrants Jul 2017 B	2017/07/25	2017/08/01
15517	UBS AG – HSBC European Put Warrants Jul 2017 A	2017/07/25	2017/08/01
23334	UBS AG – Lenovo European Warrants Jul 2017 B	2017/07/25	2017/08/01
25738	Credit Suisse AG – Ch Molybdenum European Warrants Aug 2017A	2017/07/26	2017/08/02
25746	Credit Suisse AG – CHALCO European Wts Aug 2017 A	2017/07/26	2017/08/02
18530	Credit Suisse AG – CKH European Warrants Aug 2017 A	2017/07/26	2017/08/02
25731	Credit Suisse AG – CNOOC European Warrants Aug 2017 A	2017/07/26	2017/08/02
27429	Credit Suisse AG – HKEX European Put Warrants Aug 2017 A	2017/07/26	2017/08/02
25649	Credit Suisse AG – Jiangxi Copper European Wts Aug 2017 A	2017/07/26	2017/08/02
28063	Credit Suisse AG – Ping An European Warrants Aug 2017 B	2017/07/26	2017/08/02
18726	Credit Suisse AG – SHK Ppt European Put Warrants Aug 2017 A	2017/07/26	2017/08/02
18785	Credit Suisse AG – Tencent Holdings Euro Put Wts Aug 2017 A	2017/07/26	2017/08/02
29335	Goldman Sachs SP (Asia) – HKEX European Put Wts Aug 2017 B	2017/07/26	2017/08/02
27992	Goldman Sachs SP (Asia) – HKEX European Warrants Aug 2017 A	2017/07/26	2017/08/02
28909	Haitong Int'l Sec – AIA European Warrants Aug 2017 A	2017/07/26	2017/08/02
28361	Haitong Int'l Sec – Lenovo European Warrants Aug 2017 A	2017/07/26	2017/08/02
29432	Haitong Int'l Sec – ND Paper European Warrants Aug 2017 A	2017/07/26	2017/08/02
25459	HK Bank – Geely Auto European Warrants Aug 2017 A	2017/07/26	2017/08/02
28937	J P Morgan SP BV – A50 China European Warrants Aug 2017 A	2017/07/26	2017/08/02
12884	J P Morgan SP BV – Agricultural Bk Euro Warrants Aug 2017 A	2017/07/26	2017/08/02
29358	J P Morgan SP BV – AIA European Warrants Aug 2017 B	2017/07/26	2017/08/02
16001	J P Morgan SP BV – Anta Sports European Warrants Aug 2017 A	2017/07/26	2017/08/02
16946	J P Morgan SP BV – CC Bank European Wts Aug 2017 B	2017/07/26	2017/08/02
20397	J P Morgan SP BV – Ch Southern Air European Warrants Aug 17 A	2017/07/26	2017/08/02
13251	J P Morgan SP BV – China Mob European Wts Aug 2017 B	2017/07/26	2017/08/02
25237	J P Morgan SP BV – China Shenhua European Wts Aug 2017 A	2017/07/26	2017/08/02
23469	J P Morgan SP BV – China Vanke European Warrants Aug 2017 A	2017/07/26	2017/08/02
29482	J P Morgan SP BV – CNOOC European Warrants Aug 2017 B	2017/07/26	2017/08/02
14092	J P Morgan SP BV – CSOP A50 ETF European Warrants Aug 2017 A	2017/07/26	2017/08/02
14528	J P Morgan SP BV – Galaxy Ent European Put Wts Aug 2017 A	2017/07/26	2017/08/02
14671	J P Morgan SP BV – Galaxy Ent European Warrants Aug 2017 B	2017/07/26	2017/08/02
23327	J P Morgan SP BV – Galaxy Ent European Warrants Aug 2017 C	2017/07/26	2017/08/02
13988	J P Morgan SP BV – GCL-Poly European Warrants Aug 2017 A	2017/07/26	2017/08/02
16062	J P Morgan SP BV – HKEX European Warrants Aug 2017 B	2017/07/26	2017/08/02
24844	J P Morgan SP BV – HS Bank European Warrants Aug 2017 A	2017/07/26	2017/08/02
14413	J P Morgan SP BV – Huaneng Power European Wts Aug 2017 A	2017/07/26	2017/08/02
14321	J P Morgan SP BV – MCC European Warrants Aug 2017 A	2017/07/26	2017/08/02
28547	J P Morgan SP BV – Minsheng Bank European Wts Aug 2017 A	2017/07/26	2017/08/02
25424	J P Morgan SP BV – MTRC European Warrants Aug 2017 A	2017/07/26	2017/08/02
25038	J P Morgan SP BV – PICC European Warrants Aug 2017 A	2017/07/26	2017/08/02
15747	J P Morgan SP BV – Ping An European Warrants Aug 2017 A	2017/07/26	2017/08/02

List of expired derivative warrants, 2017 (continued)

Code	Warrant	Last trading date	Delisted date
25427	J P Morgan SP BV – Shimao Property European Wts Aug 2017 A	2017/07/26	2017/08/02
19207	J P Morgan SP BV – SHK Ppt European Put Warrants Aug 2017 A	2017/07/26	2017/08/02
15291	J P Morgan SP BV – Sinopec Corp European Warrants Aug 2017 A	2017/07/26	2017/08/02
28930	J P Morgan SP BV – Stanchart European Warrants Aug 2017 A	2017/07/26	2017/08/02
27085	UBS AG – AIA European Warrants Aug 2017 A	2017/07/26	2017/08/02
25513	UBS AG – China National Building European Wts Aug 2017 A	2017/07/26	2017/08/02
15534	UBS AG – China Vanke European Warrants Aug 2017 A	2017/07/26	2017/08/02
14240	BNP Paribas Issuance B.V. – A50 China Euro Wts Aug 2017 A	2017/07/27	2017/08/03
26140	BNP Paribas Issuance B.V. – BOCL European Wts Aug 2017 A	2017/07/27	2017/08/03
12250	BNP Paribas Issuance B.V. – CAM CSI300 Euro Wts Aug 2017 A	2017/07/27	2017/08/03
12546	BNP Paribas Issuance B.V. – CAM CSI300 Euro Wts Aug 2017 B	2017/07/27	2017/08/03
26138	BNP Paribas Issuance B.V. – CC Bank Euro Wts Aug 2017 A	2017/07/27	2017/08/03
11349	BNP Paribas Issuance B.V. – CC Bank Euro Wts Aug 2017 B	2017/07/27	2017/08/03
15425	BNP Paribas Issuance B.V. – Ch Mobile Euro Wts Aug 2017 A	2017/07/27	2017/08/03
27249	BNP Paribas Issuance B.V. – China Life Euro Wts Aug 2017 A	2017/07/27	2017/08/03
20211	BNP Paribas Issuance B.V. – COSCO Pacific Eu Wt Aug 2017 A	2017/07/27	2017/08/03
21388	BNP Paribas Issuance B.V. – COSCO Sh Hold Euro Wt Aug2017A	2017/07/27	2017/08/03
21463	BNP Paribas Issuance B.V. – CSOP A50 ETF Eu Wts Aug 2017 A	2017/07/27	2017/08/03
13888	BNP Paribas Issuance B.V. – CSOP A50 ETF Eu Wts Aug 2017 B	2017/07/27	2017/08/03
19818	BNP Paribas Issuance B.V. – Esprit European Wts Aug 2017 A	2017/07/27	2017/08/03
13836	BNP Paribas Issuance B.V. – Galaxy Ent Euro Wts Aug 2017 A	2017/07/27	2017/08/03
13839	BNP Paribas Issuance B.V. – Geely Auto Euro Wts Aug 2017 A	2017/07/27	2017/08/03
27035	BNP Paribas Issuance B.V. – HKEX European Wts Aug 2017 A	2017/07/27	2017/08/03
13636	BNP Paribas Issuance B.V. – HKEX European Wts Aug 2017 B	2017/07/27	2017/08/03
26139	BNP Paribas Issuance B.V. – ICBC European Wts Aug 2017 A	2017/07/27	2017/08/03
11350	BNP Paribas Issuance B.V. – ICBC European Wts Aug 2017 B	2017/07/27	2017/08/03
13830	BNP Paribas Issuance B.V. – PetroCh Euro Wts Aug 2017 A	2017/07/27	2017/08/03
19068	BNP Paribas Issuance B.V. – Ping An European Wt Aug 2017 A	2017/07/27	2017/08/03
13833	BNP Paribas Issuance B.V. – Sinopec Corp Eu Wts Aug 2017 A	2017/07/27	2017/08/03
13204	BNP Paribas Issuance B.V. – Tencent Euro Wts Aug 2017 A	2017/07/27	2017/08/03
28707	BOCI Asia Ltd. – BOCL European Warrants Aug 2017 A	2017/07/27	2017/08/03
12996	BOCI Asia Ltd. – China Life European Warrants Aug 2017 A	2017/07/27	2017/08/03
22285	BOCI Asia Ltd. – Ping An European Warrants Aug 2017 B	2017/07/27	2017/08/03
28101	Credit Suisse AG – BOCL European Warrants Aug 2017 A	2017/07/27	2017/08/03
25879	Credit Suisse AG – China Coal European Warrants Aug 2017 A	2017/07/27	2017/08/03
29811	Credit Suisse AG – China Life European Warrants Aug 2017 A	2017/07/27	2017/08/03
25352	Credit Suisse AG – CKH Holdings European Warrants Aug 2017 B	2017/07/27	2017/08/03
25875	Credit Suisse AG – CNBM European Warrants Aug 2017 A	2017/07/27	2017/08/03
14221	Credit Suisse AG – New World Dev European Wts Aug 2017 A	2017/07/27	2017/08/03
27430	Credit Suisse AG – SHK Ppt European Warrants Aug 2017 B	2017/07/27	2017/08/03
14847	Goldman Sachs SP (Asia) – HSBC European Warrants Aug 2017 C	2017/07/27	2017/08/03
15466	Haitong Int'l Sec – Ping An European Warrants Aug 2017 A	2017/07/27	2017/08/03
13800	HK Bank – SHK Ppt European Put Warrants Aug 2017 A	2017/07/27	2017/08/03
25925	J P Morgan SP BV – Ch Molybdenum European Warrants Aug 2017A	2017/07/27	2017/08/03
25816	J P Morgan SP BV – China Coal European Warrants Aug 2017 A	2017/07/27	2017/08/03
19552	J P Morgan SP BV – China Mob European Put Wts Aug 2017 A	2017/07/27	2017/08/03
29135	J P Morgan SP BV – China Railway European Wts Aug 2017 A	2017/07/27	2017/08/03
25768	J P Morgan SP BV – China Vanke European Put Warrants Aug17 B	2017/07/27	2017/08/03
18875	J P Morgan SP BV – CKI Holdings European Warrants Aug 2017 A	2017/07/27	2017/08/03
19928	J P Morgan SP BV – CKP European Warrants Aug 2017 A	2017/07/27	2017/08/03
25771	J P Morgan SP BV – CNOOC European Warrants Aug 2017 A	2017/07/27	2017/08/03
13381	J P Morgan SP BV – HKEX European Warrants Aug 2017 A	2017/07/27	2017/08/03
23790	J P Morgan SP BV – ICBC European Put Wts Aug 2017 A	2017/07/27	2017/08/03
27117	J P Morgan SP BV – Ping An European Put Warrants Aug 2017 B	2017/07/27	2017/08/03
13898	Macquarie Bank Ltd. – Agricultural Bk Euro Put Wt Aug 2017 B	2017/07/27	2017/08/03
20104	Macquarie Bank Ltd. – AIA European Warrants Aug 2017 A	2017/07/27	2017/08/03
15180	Macquarie Bank Ltd. – BOCL European Warrants Aug 2017 A	2017/07/27	2017/08/03
20552	Macquarie Bank Ltd. – BYD European Warrants Aug 2017 A	2017/07/27	2017/08/03
11396	Macquarie Bank Ltd. – China Cinda European Wts Aug 2017 A	2017/07/27	2017/08/03
21816	Macquarie Bank Ltd. – China Life European Wts Aug 2017 A	2017/07/27	2017/08/03
20113	Macquarie Bank Ltd. – China Mobile European Wts Aug 2017 A	2017/07/27	2017/08/03
11922	Macquarie Bank Ltd. – China Overseas European Wts Aug 2017 A	2017/07/27	2017/08/03
12340	Macquarie Bank Ltd. – CLP European Warrants Aug 2017 A	2017/07/27	2017/08/03
28024	Macquarie Bank Ltd. – CM Bank European Put Warrants Aug 17 A	2017/07/27	2017/08/03
23897	Macquarie Bank Ltd. – CNOOC European Put Warrants Aug 2017 A	2017/07/27	2017/08/03
13293	Macquarie Bank Ltd. – CPIC European Warrants Aug 2017 A	2017/07/27	2017/08/03
13807	Macquarie Bank Ltd. – Fuyao Glass European Warrants Aug 17 A	2017/07/27	2017/08/03
22160	Macquarie Bank Ltd. – HKEX European Warrants Aug 2017 A	2017/07/27	2017/08/03
23230	Macquarie Bank Ltd. – HKEX European Warrants Aug 2017 B	2017/07/27	2017/08/03
20300	Macquarie Bank Ltd. – HSBC European Warrants Aug 2017 A	2017/07/27	2017/08/03
20351	Macquarie Bank Ltd. – HSBC European Warrants Aug 2017 B	2017/07/27	2017/08/03
12860	Macquarie Bank Ltd. – ICBC European Put Warrants Aug 2017 A	2017/07/27	2017/08/03
15329	Macquarie Bank Ltd. – ICBC European Warrants Aug 2017 B	2017/07/27	2017/08/03
21964	Macquarie Bank Ltd. – Kingsoft European Warrants Aug 2017 A	2017/07/27	2017/08/03
15853	Macquarie Bank Ltd. – Lenovo European Warrants Aug 2017 A	2017/07/27	2017/08/03
25559	Macquarie Bank Ltd. – Longfor PPT European Wts Aug 2017 A	2017/07/27	2017/08/03
20485	Macquarie Bank Ltd. – Minsheng Bank European Wts Aug 2017 A	2017/07/27	2017/08/03
12741	Macquarie Bank Ltd. – New World Dev European Wts Aug 2017 A	2017/07/27	2017/08/03
13398	Macquarie Bank Ltd. – Ping An European Warrants Aug 2017 A	2017/07/27	2017/08/03
13705	Macquarie Bank Ltd. – Ping An European Warrants Aug 2017 B	2017/07/27	2017/08/03
15224	Macquarie Bank Ltd. – SHK Ppt European Warrants Aug 2017 A	2017/07/27	2017/08/03
14162	Macquarie Bank Ltd. – Sinopec Corp European Wts Aug 2017 A	2017/07/27	2017/08/03
19291	Macquarie Bank Ltd. – Sinopec Corp European Wts Aug 2017 B	2017/07/27	2017/08/03
19037	Macquarie Bank Ltd. – Tencent European Put Wts Aug 2017 B	2017/07/27	2017/08/03
17248	Macquarie Bank Ltd. – Tencent European Warrants Aug 2017 A	2017/07/27	2017/08/03
19038	Macquarie Bank Ltd. – Tencent European Warrants Aug 2017 C	2017/07/27	2017/08/03
22509	Macquarie Bank Ltd. – Tencent European Warrants Aug 2017 D	2017/07/27	2017/08/03

List of expired derivative warrants, 2017 (continued)

Code	Warrant	Last trading date	Delisted date
23996	Macquarie Bank Ltd. – Tencent European Warrants Aug 2017 E	2017/07/27	2017/08/03
29605	Macquarie Bank Ltd. – GCL-Poly Energy European Wts Aug 2017 A	2017/07/27	2017/08/03
12624	Macquarie Bank Ltd. – Agricultural Bk Euro Warrants Aug 2017 A	2017/07/27	2017/08/03
19487	SGA Societe Generale Acceptance N.V. – Ping An Eu Wt Aug 17 A	2017/07/27	2017/08/03
26803	SGA Societe Generale Acceptance N.V. – Shimao Ppt Eu Wt Aug17A	2017/07/27	2017/08/03
20898	SGA Societe Generale Acceptance N.V. – Yanzhou Coal Eu Wt Aug17A	2017/07/27	2017/08/03
23933	UBS AG – ICBC European Put Warrants Aug 2017 A	2017/07/27	2017/08/03
12406	Credit Suisse AG – HS H-SHARE European Warrants Aug 2017 B	2017/07/28	2017/08/04
14309	Credit Suisse AG – HSBC European Wts Aug 2017 A	2017/07/28	2017/08/04
25556	Haitong Int'l Sec – CHALCO European Warrants Aug 2017 A	2017/07/28	2017/08/04
28113	J P Morgan SP BV – CSDC European Warrants Aug 2017 A	2017/07/28	2017/08/04
13591	SG Issuer – AIA European Warrants Aug 2017 A	2017/07/28	2017/08/04
28741	SG Issuer – AIA European Warrants Aug 2017 B	2017/07/28	2017/08/04
14379	SG Issuer – Anhui Conch European Warrants Aug 2017 A	2017/07/28	2017/08/04
14848	SG Issuer – BOCHK European Warrants Aug 2017 A	2017/07/28	2017/08/04
23401	SG Issuer – BOCL European Put Warrants Aug 2017 B	2017/07/28	2017/08/04
14695	SG Issuer – BOCL European Warrants Aug 2017 A	2017/07/28	2017/08/04
15535	SG Issuer – BOCOM European Warrants Aug 2017 A	2017/07/28	2017/08/04
15011	SG Issuer – BYD European Warrants Aug 2017 A	2017/07/28	2017/08/04
14698	SG Issuer – CCB European Warrants Aug 2017 A	2017/07/28	2017/08/04
15431	SG Issuer – CCB European Warrants Aug 2017 B	2017/07/28	2017/08/04
15886	SG Issuer – CGS European Warrants Aug 2017 A	2017/07/28	2017/08/04
28911	SG Issuer – Ch Mob European Warrants Aug 2017 B	2017/07/28	2017/08/04
15472	SG Issuer – CHALCO European Warrants Aug 2017 A	2017/07/28	2017/08/04
28092	SG Issuer – China EB Ltd European Warrants Aug 2017 A	2017/07/28	2017/08/04
15545	SG Issuer – China Overseas European Put Warrants Aug 2017 C	2017/07/28	2017/08/04
13653	SG Issuer – China Overseas European Warrants Aug 2017 A	2017/07/28	2017/08/04
14702	SG Issuer – China Overseas European Warrants Aug 2017 B	2017/07/28	2017/08/04
15014	SG Issuer – China Vanke European Warrants Aug 2017 A	2017/07/28	2017/08/04
14913	SG Issuer – ChiUnicom European Warrants Aug 2017 A	2017/07/28	2017/08/04
27300	SG Issuer – CITIC European Warrants Aug 2017 A	2017/07/28	2017/08/04
15550	SG Issuer – CKH European Warrants Aug 2017 A	2017/07/28	2017/08/04
25362	SG Issuer – CKH European Warrants Aug 2017 B	2017/07/28	2017/08/04
25219	SG Issuer – CKI Holdings European Warrants Aug 2017 A	2017/07/28	2017/08/04
14699	SG Issuer – CMB European Warrants Aug 2017 A	2017/07/28	2017/08/04
15287	SG Issuer – CMob European Put Warrants Aug 2017 A	2017/07/28	2017/08/04
15461	SG Issuer – CNBM European Warrants Aug 2017 A	2017/07/28	2017/08/04
15862	SG Issuer – CNOOC European Warrants Aug 2017 A	2017/07/28	2017/08/04
25383	SG Issuer – CP&CC European Put Warrants Aug 2017 B	2017/07/28	2017/08/04
15320	SG Issuer – CP&CC European Warrants Aug 2017 A	2017/07/28	2017/08/04
28195	SG Issuer – CP&CC European Warrants Aug 2017 C	2017/07/28	2017/08/04
15705	SG Issuer – CSOP A50 ETF European Warrants Aug 2017 A	2017/07/28	2017/08/04
25370	SG Issuer – Galaxy Ent European Put Warrants Aug 2017 C	2017/07/28	2017/08/04
14559	SG Issuer – Galaxy Ent European Warrants Aug 2017 B	2017/07/28	2017/08/04
13815	SG Issuer – Geely Auto European Warrants Aug 2017 A	2017/07/28	2017/08/04
15445	SG Issuer – HKEX European Put Warrants Aug 2017 C	2017/07/28	2017/08/04
13375	SG Issuer – HKEX European Warrants Aug 2017 A	2017/07/28	2017/08/04
15248	SG Issuer – HKEX European Warrants Aug 2017 B	2017/07/28	2017/08/04
28398	SG Issuer – HKEX European Warrants Aug 2017 D	2017/07/28	2017/08/04
13816	SG Issuer – HLand European Warrants Aug 2017 A	2017/07/28	2017/08/04
14783	SG Issuer – HS H-SHARE European Warrants Aug 2017 A	2017/07/28	2017/08/04
15889	SG Issuer – HS H-SHARE European Warrants Aug 2017 B	2017/07/28	2017/08/04
14312	SG Issuer – HSBC European Warrants Aug 2017 A	2017/07/28	2017/08/04
13843	SG Issuer – Huaneng Power European Warrants Aug 2017 A	2017/07/28	2017/08/04
28198	SG Issuer – ICBC European Put Wt Aug 2017 B	2017/07/28	2017/08/04
15390	SG Issuer – ICBC European Warrants Aug 2017 A	2017/07/28	2017/08/04
28914	SG Issuer – ICBC European Warrants Aug 2017 C	2017/07/28	2017/08/04
15237	SG Issuer – Kingsoft European Warrants Aug 2017 A	2017/07/28	2017/08/04
15312	SG Issuer – Minsheng Bank European Warrants Aug 2017 A	2017/07/28	2017/08/04
14549	SG Issuer – MTRC European Warrants Aug 2017 A	2017/07/28	2017/08/04
15391	SG Issuer – NewWorld Dev Eu Wt Aug 2017 A	2017/07/28	2017/08/04
15507	SG Issuer – Petch European Warrants Aug 2017 A	2017/07/28	2017/08/04
23450	SG Issuer – Petch European Warrants Aug 2017 B	2017/07/28	2017/08/04
13212	SG Issuer – PICC P&C European Warrants Aug 2017 A	2017/07/28	2017/08/04
24690	SG Issuer – PICC P&C European Warrants Aug 2017 B	2017/07/28	2017/08/04
23090	SG Issuer – Ping An European Put Warrants Aug 2017 C	2017/07/28	2017/08/04
14560	SG Issuer – Sands China European Warrants Aug 2017 A	2017/07/28	2017/08/04
15394	SG Issuer – SHK P European Warrants Aug 2017 A	2017/07/28	2017/08/04
25872	SG Issuer – Stanchart European Warrants Aug 2017 B	2017/07/28	2017/08/04
15611	SG Issuer – Tencent European Put Warrants Aug 2017 C	2017/07/28	2017/08/04
11027	SG Issuer – Tencent European Warrants Aug 2017 A	2017/07/28	2017/08/04
12868	SG Issuer – Tencent European Warrants Aug 2017 B	2017/07/28	2017/08/04
15551	SG Issuer – Zijin Mining European Warrants Aug 2017 A	2017/07/28	2017/08/04
14398	SG Issuer – ZTE European Warrants Aug 2017 A	2017/07/28	2017/08/04
24568	SGA Societe Generale Acceptance N.V. – CCCCL Eu Wt Aug 2017 A	2017/07/28	2017/08/04
14369	UBS AG – China Mobile European Warrants Aug 2017 A	2017/07/28	2017/08/04
16297	Credit Suisse AG – Ping An European Put Warrants Aug 2017 A	2017/07/31	2017/08/07
14972	Goldman Sachs SP (Asia) – Galaxy Ent European Wts Aug 2017 A	2017/07/31	2017/08/07
13052	J P Morgan SP BV – HSBC European Warrants Aug 2017 A	2017/07/31	2017/08/07
28740	BOCI Asia Ltd. – BOCL European Put Warrants Aug 2017 B	2017/08/01	2017/08/08
14825	BOCI Asia Ltd. – ICBC European Warrants Aug 2017 A	2017/08/01	2017/08/08
16410	BOCI Asia Ltd. – Ping An European Warrants Aug 2017 A	2017/08/01	2017/08/08
23710	Credit Suisse AG – Lenovo European Warrants Aug 2017 A	2017/08/01	2017/08/08
26427	J P Morgan SP BV – PSBC European Warrants Aug 2017 A	2017/08/01	2017/08/08
26410	J P Morgan SP BV – Sands China European Warrants Aug 2017 A	2017/08/01	2017/08/08
26316	UBS AG – CHALCO European Warrants Aug 2017 A	2017/08/01	2017/08/08
29227	UBS AG – China Vanke European Warrants Aug 2017 B	2017/08/01	2017/08/08

List of expired derivative warrants, 2017 (continued)

Code	Warrant	Last trading date	Delisted date
23746	UBS AG – Lenovo European Put Warrants Aug 2017 A	2017/08/01	2017/08/08
26029	UBS AG – Stanchart European Put Warrants Aug 2017 A	2017/08/01	2017/08/08
26380	Credit Suisse AG – Angang Steel European Warrants Aug 2017 A	2017/08/02	2017/08/09
26655	Credit Suisse AG – PSBC European Warrants Aug 2017 A	2017/08/02	2017/08/09
25982	Goldman Sachs SP (Asia) – AIA European Warrants Aug 2017 A	2017/08/02	2017/08/09
14771	Goldman Sachs SP (Asia) – Ping An European Wts Aug 2017 A	2017/08/02	2017/08/09
25519	Haitong Int'l Sec – Ch Molybdenum European Warrants Aug 17 A	2017/08/02	2017/08/09
14194	Haitong Int'l Sec – China Dongxiang European Warrants Aug17A	2017/08/02	2017/08/09
11993	Haitong Int'l Sec – CNBM European Warrants Aug 2017 A	2017/08/02	2017/08/09
12684	Haitong Int'l Sec – CSDC European Warrants Aug 2017 A	2017/08/02	2017/08/09
12724	Haitong Int'l Sec – GAC European Warrants Aug 2017 A	2017/08/02	2017/08/09
12681	Haitong Int'l Sec – MCC European Warrants Aug 2017 A	2017/08/02	2017/08/09
12721	Haitong Int'l Sec – Tsingtao Brew European Warrants Aug 17 A	2017/08/02	2017/08/09
22991	Haitong Int'l Sec – Zijin Mining European Warrants Aug 2017A	2017/08/02	2017/08/09
23003	Standard Chartered Bank – BYD European Warrants Aug 2017 A	2017/08/02	2017/08/09
17055	Standard Chartered Bank – CKH European Warrants Aug 2017 A	2017/08/02	2017/08/09
17056	Standard Chartered Bank – SHK P European Put Wts Aug 2017 A	2017/08/02	2017/08/09
26910	Credit Suisse AG – HS H-SHARE European Warrants Aug 2017 A	2017/08/03	2017/08/10
26907	Credit Suisse AG – PCCW European Warrants Aug 2017 A	2017/08/03	2017/08/10
26913	Credit Suisse AG – Zhaojin Mining European Warrants Aug 17 A	2017/08/03	2017/08/10
26607	Haitong Int'l Sec – PSBC European Warrants Aug 2017 A	2017/08/03	2017/08/10
26859	UBS AG – CKI Holdings European Warrants Aug 2017 A	2017/08/03	2017/08/10
26855	UBS AG – New World European Warrants Aug 2017 A	2017/08/03	2017/08/10
26713	J P Morgan SP BV – Yanzhou Coal European Warrants Sep 2017 A	2017/08/11	2017/08/14
13127	Credit Suisse AG – China Mobile European Warrants Aug 2017 A	2017/08/08	2017/08/15
27102	Credit Suisse AG – CKI Holdings European Warrants Aug 2017 A	2017/08/08	2017/08/15
11641	Goldman Sachs SP (Asia) – China Mobile Euro Wts Aug 2017 A	2017/08/08	2017/08/15
27213	UBS AG – PICC Group European Warrants Aug 2017 A	2017/08/08	2017/08/15
17773	Bank of East Asia – BYD European Warrants Aug 2017 A	2017/08/09	2017/08/16
27779	Credit Suisse AG – CRRC Times European Warrants Aug 2017 A	2017/08/09	2017/08/16
28896	Haitong Int'l Sec – Weichai Power European Wts Aug 2017 A	2017/08/09	2017/08/16
28839	J P Morgan SP BV – Weichai Power European Wts Aug 2017 A	2017/08/09	2017/08/16
12812	Macquarie Bank Ltd. – CEB Bank European Warrants Aug 2017 A	2017/08/09	2017/08/16
21798	Macquarie Bank Ltd. – Ch LongYuan European Wts Aug 2017 A	2017/08/10	2017/08/17
21705	Macquarie Bank Ltd. – Sino Biopharm European Warrants Aug17A	2017/08/10	2017/08/17
17703	Macquarie Bank Ltd. – Sinopec Seg European Wts Aug 2017 A	2017/08/10	2017/08/17
27847	BOCI Asia Ltd. – Geely Auto European Warrants Aug 2017 A	2017/08/11	2017/08/18
26633	Bank of East Asia – Yanzhou Coal European Wts Aug 2017 A	2017/08/14	2017/08/21
14965	Goldman Sachs SP (Asia) – Tencent European Wt Aug 2017 F	2017/08/14	2017/08/21
25520	Haitong Int'l Sec – BBMG European Warrants Aug 2017 A	2017/08/14	2017/08/21
29158	Haitong Int'l Sec – China Mobile European Warrants Aug 2017A	2017/08/14	2017/08/21
22089	Haitong Int'l Sec – KECL European Warrants Aug 2017 A	2017/08/14	2017/08/21
24021	Haitong Int'l Sec – Techtronic European Warrants Aug 2017 A	2017/08/14	2017/08/21
15082	UBS AG – Tencent Holdings European Warrants Aug 2017 D	2017/08/14	2017/08/21
26941	BOCI Asia Ltd. – China Mobile European Warrants Aug 2017 A	2017/08/15	2017/08/22
16456	BOCI Asia Ltd. – CKP European Warrants Aug 2017 A	2017/08/15	2017/08/22
15047	BOCI Asia Ltd. – Evergrande European Warrants Aug 2017 A	2017/08/15	2017/08/22
27338	BOCI Asia Ltd. – Galaxy Ent European Warrants Aug 2017 A	2017/08/15	2017/08/22
28380	BOCI Asia Ltd. – Geely Auto European Put Warrants Aug 2017 B	2017/08/15	2017/08/22
14623	Goldman Sachs SP (Asia) – CITIC Sec European Wts Aug 2017 A	2017/08/15	2017/08/22
29869	SG Issuer – SMIC European Warrants Aug 2017 A	2017/08/15	2017/08/22
28454	UBS AG – BOCL European Put Warrants Aug 2017 B	2017/08/15	2017/08/22
28500	UBS AG – CC Bank European Put Warrants Aug 2017 A	2017/08/15	2017/08/22
28310	UBS AG – CITIC Bank European Warrants Aug 2017 A	2017/08/15	2017/08/22
28481	UBS AG – Geely Auto European Put Warrants Aug 2017 A	2017/08/15	2017/08/22
28238	UBS AG – HKEX European Warrants Aug 2017 A	2017/08/15	2017/08/22
28228	UBS AG – Sunny Optical European Warrants Aug 2017 A	2017/08/15	2017/08/22
28570	Credit Suisse AG – Huaneng Power European Warrants Aug 2017A	2017/08/16	2017/08/23
28573	Credit Suisse AG – Li & Fung European Warrants Aug 2017 A	2017/08/16	2017/08/23
28363	Haitong Int'l Sec – China Cinda European Warrants Aug 2017 A	2017/08/16	2017/08/23
28349	Haitong Int'l Sec – Huaneng European Warrants Aug 2017 A	2017/08/16	2017/08/23
12136	BOCI Asia Ltd. – PetroChina European Warrants Aug 2017 A	2017/08/17	2017/08/24
28852	Credit Suisse AG – Henganintl European Warrants Aug 2017 A	2017/08/17	2017/08/24
28861	Credit Suisse AG – Lenovo European Warrants Aug 2017 B	2017/08/17	2017/08/24
11402	Credit Suisse AG – PetroChina European Warrants Aug 2017 A	2017/08/17	2017/08/24
11268	UBS AG – PetroChina European Warrants Aug 2017 A	2017/08/17	2017/08/24
11297	BOCI Asia Ltd. – CC Bank European Warrants Aug 2017 B	2017/08/18	2017/08/25
29585	BOCI Asia Ltd. – Galaxy Ent European Put Warrants Aug 2017 C	2017/08/18	2017/08/25
13792	Haitong Int'l Sec – CC Bank European Warrants Aug 2017 A	2017/08/18	2017/08/25
11414	J P Morgan SP BV – GAC European Warrants Aug 2017 A	2017/08/18	2017/08/25
11188	SG Issuer – Geely Auto European Warrants Aug 2017 C	2017/08/18	2017/08/25
19011	Standard Chartered Bank – KECL European Warrants Aug 2017 A	2017/08/18	2017/08/25
29225	UBS AG – AIA European Put Warrants Aug 2017 B	2017/08/18	2017/08/25
11865	UBS AG – BOCL European Warrants Aug 2017 C	2017/08/18	2017/08/25
13831	UBS AG – CC Bank European Warrants Aug 2017 C	2017/08/18	2017/08/25
15479	UBS AG – HSBC European Put Warrants Aug 2017 D	2017/08/18	2017/08/25
18563	UBS AG – KECL European Warrants Aug 2017 A	2017/08/18	2017/08/25
24319	Haitong Int'l Sec – CICC European Warrants Aug 2017 A	2017/08/21	2017/08/28
28753	Haitong Int'l Sec – Tencent European Warrants Aug 2017 B	2017/08/21	2017/08/28
14077	UBS AG – CSOP A50 ETF European Warrants Aug 2017 A	2017/08/21	2017/08/28
11885	UBS AG – Sands China European Warrants Aug 2017 A	2017/08/21	2017/08/28
25633	BOCI Asia Ltd. – BYD European Warrants Aug 2017 A	2017/08/22	2017/08/29
28665	BOCI Asia Ltd. – CC Bank European Warrants Aug 2017 A	2017/08/22	2017/08/29
16488	BOCI Asia Ltd. – China Life European Warrants Aug 2017 C	2017/08/22	2017/08/29
28672	BOCI Asia Ltd. – CKH European Warrants Aug 2017 A	2017/08/22	2017/08/29
29565	BOCI Asia Ltd. – Galaxy Ent European Warrants Aug 2017 B	2017/08/22	2017/08/29
14385	BOCI Asia Ltd. – Geely Auto European Warrants Aug 2017 C	2017/08/22	2017/08/29

List of expired derivative warrants, 2017 (continued)

Code	Warrant	Last trading date	Delisted date
16437	BOCI Asia Ltd. – Lenovo European Warrants Aug 2017 A	2017/08/22	2017/08/29
16502	BOCI Asia Ltd. – Minsheng Bank European Warrants Aug 2017 A	2017/08/22	2017/08/29
29586	BOCI Asia Ltd. – Sands China European Put Wts Aug 2017 A	2017/08/22	2017/08/29
12411	Credit Suisse AG – CGS European Warrants Aug 2017 A	2017/08/22	2017/08/29
13351	Credit Suisse AG – CITIC Sec European Warrants Aug 2017 A	2017/08/22	2017/08/29
13194	Credit Suisse AG – Galaxy Ent European Warrants Aug 2017 A	2017/08/22	2017/08/29
15657	Credit Suisse AG – Tencent Holdings European Wts Aug 2017 D	2017/08/22	2017/08/29
29459	Goldman Sachs SP (Asia) – BOCL European Warrants Aug 2017 B	2017/08/22	2017/08/29
11627	Goldman Sachs SP (Asia) – CC Bank European Wts Aug 2017 C	2017/08/22	2017/08/29
28273	Goldman Sachs SP (Asia) – China Life Euro Put Wts Aug 2017 B	2017/08/22	2017/08/29
14228	Goldman Sachs SP (Asia) – China Life Euro Wts Aug 2017 A	2017/08/22	2017/08/29
11974	Goldman Sachs SP (Asia) – Greatwall Motor Eur Wts Aug 2017 A	2017/08/22	2017/08/29
13354	Goldman Sachs SP (Asia) – Haitong Sec Euro Wts Aug 2017 A	2017/08/22	2017/08/29
29562	Goldman Sachs SP (Asia) – HSBC European Warrants Aug 2017 A	2017/08/22	2017/08/29
11234	Goldman Sachs SP (Asia) – ICBC European Warrants Aug 2017 A	2017/08/22	2017/08/29
14706	Goldman Sachs SP (Asia) – PetroChina European Wts Aug 2017 A	2017/08/22	2017/08/29
14442	Goldman Sachs SP (Asia) – Ping An European Wts Aug 2017 B	2017/08/22	2017/08/29
29524	Goldman Sachs SP (Asia) – Tencent European Wt Aug 2017 C	2017/08/22	2017/08/29
14264	Goldman Sachs SP (Asia) – Tencent European Wt Aug 2017 D	2017/08/22	2017/08/29
16003	Goldman Sachs SP (Asia) – Tencent European Wt Aug 2017 G	2017/08/22	2017/08/29
14124	Haitong Int'l Sec – A50 China European Warrants Aug 2017 A	2017/08/22	2017/08/29
28891	Haitong Int'l Sec – CGN Power European Warrants Aug 2017 A	2017/08/22	2017/08/29
22642	Haitong Int'l Sec – China Agri European Warrants Aug 2017 A	2017/08/22	2017/08/29
28892	Haitong Int'l Sec – COSCO Sh Hold European Warrants Aug 17 A	2017/08/22	2017/08/29
28907	Haitong Int'l Sec – Henganintl European Warrants Aug 2017 A	2017/08/22	2017/08/29
17902	Haitong Int'l Sec – HN Renewables European Wts Aug 2017 A	2017/08/22	2017/08/29
28906	Haitong Int'l Sec – Lenovo European Warrants Aug 2017 B	2017/08/22	2017/08/29
26990	Haitong Int'l Sec – Sands China European Warrants Aug 2017 A	2017/08/22	2017/08/29
28150	HK Bank – AIA European Warrants Aug 2017 A	2017/08/22	2017/08/29
12469	J P Morgan SP BV – Haitong Sec European Warrants Aug 2017 A	2017/08/22	2017/08/29
12485	SG Issuer – Ch Mob European Warrants Sep 2017 A	2017/08/28	2017/08/29
11692	SG Issuer – China Life European Warrants Oct 2017 A	2017/08/28	2017/08/29
28014	SG Issuer – China Railway European Warrants Oct 2017 A	2017/08/28	2017/08/29
11603	SG Issuer – Evergrande European Warrants Oct 2017 B	2017/08/28	2017/08/29
27419	SG Issuer – HSCEI European Put Warrants Sep 2017 C	2017/08/28	2017/08/29
22357	SG Issuer – Lenovo European Warrants Oct 2017 A	2017/08/28	2017/08/29
10419	SG Issuer – Nikkei 225 European Warrants Sep 2017 A	2017/08/28	2017/08/29
10422	SG Issuer – Nikkei 225 European Warrants Sep 2017 B	2017/08/28	2017/08/29
10424	SG Issuer – Nikkei 225 European Warrants Sep 2017 C	2017/08/28	2017/08/29
12158	SG Issuer – Tencent European Warrants Oct 2017 B	2017/08/28	2017/08/29
14381	SG Issuer – Tencent European Warrants Sep 2017 A	2017/08/28	2017/08/29
28967	UBS AG – BankComm European Warrants Aug 2017 A	2017/08/22	2017/08/29
24182	UBS AG – BYD European Warrants Aug 2017 A	2017/08/22	2017/08/29
14754	UBS AG – BYD European Warrants Aug 2017 B	2017/08/22	2017/08/29
14078	UBS AG – CAM CSI300 European Warrants Aug 2017 A	2017/08/22	2017/08/29
28612	UBS AG – CC Bank European Warrants Aug 2017 B	2017/08/22	2017/08/29
28916	UBS AG – CGS European Warrants Aug 2017 A	2017/08/22	2017/08/29
15913	UBS AG – China Life European Warrants Aug 2017 A	2017/08/22	2017/08/29
20494	UBS AG – CITIC Sec European Warrants Aug 2017 A	2017/08/22	2017/08/29
15471	UBS AG – Galaxy Ent European Warrants Aug 2017 B	2017/08/22	2017/08/29
28969	UBS AG – Greatwall Motor European Warrants Aug 2017 A	2017/08/22	2017/08/29
14899	UBS AG – Haitong Sec European Warrants Aug 2017 A	2017/08/22	2017/08/29
15080	UBS AG – Ping An European Warrants Aug 2017 A	2017/08/22	2017/08/29
29015	UBS AG – SMIC European Warrants Aug 2017 A	2017/08/22	2017/08/29
27083	UBS AG – Stanchart European Warrants Aug 2017 B	2017/08/22	2017/08/29
14920	UBS AG – Tencent Holdings European Warrants Aug 2017 C	2017/08/22	2017/08/29
27846	BOCI Asia Ltd. – BOCL European Warrants Aug 2017 C	2017/08/23	2017/08/30
15212	BOCI Asia Ltd. – China Life European Warrants Aug 2017 B	2017/08/23	2017/08/30
28668	BOCI Asia Ltd. – HSBC European Warrants Aug 2017 A	2017/08/23	2017/08/30
14822	Goldman Sachs SP (Asia) – BOCL European Warrants Aug 2017 A	2017/08/23	2017/08/30
14374	Goldman Sachs SP (Asia) – Lenovo European Wts Aug 2017 A	2017/08/23	2017/08/30
17065	Goldman Sachs SP (Asia) – Tencent European Wt Aug 2017 B	2017/08/23	2017/08/30
13444	Goldman Sachs SP (Asia) – Tencent European Wt Aug 2017 A	2017/08/23	2017/08/30
13077	Haitong Int'l Sec – China Life European Warrants Aug 2017 A	2017/08/23	2017/08/30
28338	Haitong Int'l Sec – Galaxy Ent European Warrants Aug 2017 A	2017/08/23	2017/08/30
12968	Haitong Int'l Sec – HKEX European Warrants Aug 2017 A	2017/08/23	2017/08/30
14463	Haitong Int'l Sec – SHK Ppt European Warrants Aug 2017 A	2017/08/23	2017/08/30
25581	Haitong Int'l Sec – Tencent European Warrants Aug 2017 A	2017/08/23	2017/08/30
13543	HK Bank – BOCL European Warrants Aug 2017 A	2017/08/23	2017/08/30
13512	HK Bank – China Life European Warrants Aug 2017 A	2017/08/23	2017/08/30
14068	UBS AG – A50 China European Warrants Aug 2017 A	2017/08/23	2017/08/30
14806	UBS AG – BOCL European Warrants Aug 2017 A	2017/08/23	2017/08/30
20532	UBS AG – China Cinda European Warrants Aug 2017 A	2017/08/23	2017/08/30
23036	UBS AG – China Life European Put Warrants Aug 2017 B	2017/08/23	2017/08/30
24667	UBS AG – China Life European Warrants Aug 2017 C	2017/08/23	2017/08/30
26330	UBS AG – HSBC European Warrants Aug 2017 A	2017/08/23	2017/08/30
15381	UBS AG – Tencent Holdings European Warrants Aug 2017 A	2017/08/23	2017/08/30
14348	UBS AG – Tencent Holdings European Warrants Aug 2017 B	2017/08/23	2017/08/30
20396	BNP Paribas Issuance B.V. – HSI Euro Put Wts Aug 2017 D	2017/08/24	2017/08/31
12627	BNP Paribas Issuance B.V. – HSI European Wts Aug 2017 A	2017/08/24	2017/08/31
13308	BNP Paribas Issuance B.V. – HSI European Wts Aug 2017 B	2017/08/24	2017/08/31
15371	BNP Paribas Issuance B.V. – HSI European Wts Aug 2017 C	2017/08/24	2017/08/31
14491	BOCI Asia Ltd. – HSCEI European Put Warrants Aug 2017 A	2017/08/24	2017/08/31
27357	BOCI Asia Ltd. – HSI European Put Warrants Aug 2017 B	2017/08/24	2017/08/31
16362	BOCI Asia Ltd. – HSI European Warrants Aug 2017 A	2017/08/24	2017/08/31
13502	BOCI Asia Ltd. – Tencent Holdings European Wts Aug 2017 A	2017/08/24	2017/08/31
14332	BOCI Asia Ltd. – Tencent Holdings European Wts Aug 2017 C	2017/08/24	2017/08/31

List of expired derivative warrants, 2017 (continued)

Code	Warrant	Last trading date	Delisted date
14059	Credit Suisse AG – GCL-Poly Energy European Wts Aug 2017 A	2017/08/24	2017/08/31
14217	Credit Suisse AG – HSBC European Wts Aug 2017 C	2017/08/24	2017/08/31
18456	Credit Suisse AG – HSI European Put Warrants Aug 2017 B	2017/08/24	2017/08/31
18438	Credit Suisse AG – HSI European Warrants Aug 2017 A	2017/08/24	2017/08/31
15486	Credit Suisse AG – Tencent Holdings European Wts Aug 2017 C	2017/08/24	2017/08/31
16127	Goldman Sachs SP (Asia) – A50 China European Wts Aug 2017 A	2017/08/24	2017/08/31
26714	Goldman Sachs SP (Asia) – CC Bank European Wts Aug 2017 A	2017/08/24	2017/08/31
28768	Goldman Sachs SP (Asia) – CC Bank European Wts Aug 2017 B	2017/08/24	2017/08/31
16587	Goldman Sachs SP (Asia) – Ch Comm Cons Euro Wts Aug 2017 B	2017/08/24	2017/08/31
11271	Goldman Sachs SP (Asia) – Fosun Intl European Wts Aug 2017 A	2017/08/24	2017/08/31
14269	Goldman Sachs SP (Asia) – HSBC European Warrants Aug 2017 B	2017/08/24	2017/08/31
27810	Goldman Sachs SP (Asia) – HSI European Put Wts Aug 2017 A	2017/08/24	2017/08/31
28923	Goldman Sachs SP (Asia) – HSI European Put Wts Aug 2017 C	2017/08/24	2017/08/31
29247	Goldman Sachs SP (Asia) – HSI European Put Wts Aug 2017 D	2017/08/24	2017/08/31
14283	Goldman Sachs SP (Asia) – HSI European Put Wts Aug 2017 F	2017/08/24	2017/08/31
28116	Goldman Sachs SP (Asia) – HSI European Warrants Aug 2017 B	2017/08/24	2017/08/31
11481	Goldman Sachs SP (Asia) – HSI European Warrants Aug 2017 E	2017/08/24	2017/08/31
14371	Goldman Sachs SP (Asia) – Tencent European Wt Aug 2017 E	2017/08/24	2017/08/31
17509	Haitong Int'l Sec – Ch Overseas European Warrants Aug 2017 A	2017/08/24	2017/08/31
13416	Haitong Int'l Sec – HSI European Put Warrants Aug 2017 B	2017/08/24	2017/08/31
28826	Haitong Int'l Sec – HSI European Warrants Aug 2017 A	2017/08/24	2017/08/31
13584	Haitong Int'l Sec – Lenovo European Warrants Aug 2017 C	2017/08/24	2017/08/31
20816	Haitong Int'l Sec – PetroChina European Warrants Aug 2017 A	2017/08/24	2017/08/31
13968	HK Bank – Greatwall Motor European Warrants Aug 2017 A	2017/08/24	2017/08/31
14132	HK Bank – HSCEI European Put Warrants Aug 2017 A	2017/08/24	2017/08/31
28733	HK Bank – HSI European Put Warrants Aug 2017 B	2017/08/24	2017/08/31
13002	HK Bank – HSI European Put Warrants Aug 2017 C	2017/08/24	2017/08/31
28464	HK Bank – HSI European Warrants Aug 2017 A	2017/08/24	2017/08/31
22466	HK Bank – Tencent European Warrants Aug 2017 A	2017/08/24	2017/08/31
14292	J P Morgan SP BV – GCL-Poly European Warrants Aug 2017 B	2017/08/24	2017/08/31
14125	J P Morgan SP BV – HSCEI European Put Warrants Aug 2017 A	2017/08/24	2017/08/31
27576	J P Morgan SP BV – HSI European Put Warrants Aug 2017 B	2017/08/24	2017/08/31
28529	J P Morgan SP BV – HSI European Put Warrants Aug 2017 D	2017/08/24	2017/08/31
15451	J P Morgan SP BV – HSI European Warrants Aug 2017 A	2017/08/24	2017/08/31
28271	J P Morgan SP BV – HSI European Warrants Aug 2017 C	2017/08/24	2017/08/31
13931	SG Issuer – HSCEI European Put Warrants Aug 2017 A	2017/08/24	2017/08/31
14541	SG Issuer – HSI European Put Warrants Aug 2017 A	2017/08/24	2017/08/31
28125	SG Issuer – HSI European Put Warrants Aug 2017 D	2017/08/24	2017/08/31
28913	SG Issuer – HSI European Put Warrants Aug 2017 E	2017/08/24	2017/08/31
14969	SG Issuer – HSI European Warrants Aug 2017 B	2017/08/24	2017/08/31
15670	SG Issuer – HSI European Warrants Aug 2017 C	2017/08/24	2017/08/31
13920	UBS AG – HSBC European Warrants Aug 2017 C	2017/08/24	2017/08/31
14871	UBS AG – HSCEI European Put Warrants Aug 2017 A	2017/08/24	2017/08/31
27601	UBS AG – HSI European Put Warrants Aug 2017 A	2017/08/24	2017/08/31
27990	UBS AG – HSI European Put Warrants Aug 2017 B	2017/08/24	2017/08/31
14939	UBS AG – HSI European Put Warrants Aug 2017 C	2017/08/24	2017/08/31
15211	BOCI Asia Ltd. – AIA European Put Warrants Aug 2017 A	2017/08/25	2017/09/01
14647	BOCI Asia Ltd. – CC Bank European Warrants Aug 2017 D	2017/08/25	2017/09/01
13668	BOCI Asia Ltd. – Lenovo European Warrants Aug 2017 B	2017/08/25	2017/09/01
14998	BOCI Asia Ltd. – Tencent Holdings European Wts Aug 2017 B	2017/08/25	2017/09/01
26208	Credit Suisse AG – AIA European Put Warrants Aug 2017 B	2017/08/25	2017/09/01
25718	Credit Suisse AG – AIA European Warrants Aug 2017 A	2017/08/25	2017/09/01
28204	Credit Suisse AG – CC Bank European Put Warrants Aug 2017 A	2017/08/25	2017/09/01
28565	Credit Suisse AG – CC Bank European Warrants Aug 2017 B	2017/08/25	2017/09/01
28223	Credit Suisse AG – China Life European Put Wts Aug 2017 B	2017/08/25	2017/09/01
28209	Credit Suisse AG – China Railway European Warrants Aug 2017A	2017/08/25	2017/09/01
13723	Credit Suisse AG – CICC European Warrants Aug 2017 A	2017/08/25	2017/09/01
27778	Credit Suisse AG – CNBM European Warrants Aug 2017 B	2017/08/25	2017/09/01
27692	Credit Suisse AG – GAC European Warrants Aug 2017 A	2017/08/25	2017/09/01
27803	Credit Suisse AG – Geely Auto European Warrants Aug 2017 A	2017/08/25	2017/09/01
29107	Credit Suisse AG – Geely Auto European Warrants Aug 2017 B	2017/08/25	2017/09/01
29105	Credit Suisse AG – Greatwall Motor European Wts Aug 2017 A	2017/08/25	2017/09/01
13346	Credit Suisse AG – Haitong Sec European Warrants Aug 2017 A	2017/08/25	2017/09/01
28586	Credit Suisse AG – HSBC European Put Warrants Aug 2017 B	2017/08/25	2017/09/01
12181	Credit Suisse AG – Lenovo European Warrants Aug 2017 C	2017/08/25	2017/09/01
14580	Credit Suisse AG – Ping An European Warrants Aug 2017 C	2017/08/25	2017/09/01
11961	Credit Suisse AG – R&F Ppt European Warrants Aug 2017 A	2017/08/25	2017/09/01
12432	Credit Suisse AG – SHK Ppt European Warrants Aug 2017 C	2017/08/25	2017/09/01
24411	Credit Suisse AG – Techtronic European Warrants Aug 2017 A	2017/08/25	2017/09/01
23121	Credit Suisse AG – Tencent Holdings European Wts Aug 2017 B	2017/08/25	2017/09/01
28213	Credit Suisse AG – Zijin Mining European Warrants Aug 2017 A	2017/08/25	2017/09/01
27467	Goldman Sachs SP (Asia) – Ch Comm Cons Euro Wts Aug 2017 A	2017/08/25	2017/09/01
29266	Haitong Int'l Sec – AIA European Put Warrants Aug 2017 B	2017/08/25	2017/09/01
27915	Haitong Int'l Sec – Evergrande European Warrants Aug 2017 A	2017/08/25	2017/09/01
19198	HK Bank – BOCL European Warrants Aug 2017 B	2017/08/25	2017/09/01
28730	HK Bank – BOCL European Warrants Aug 2017 C	2017/08/25	2017/09/01
13795	HK Bank – CAM CSI300 European Warrants Aug 2017 A	2017/08/25	2017/09/01
14384	HK Bank – CC Bank European Warrants Aug 2017 A	2017/08/25	2017/09/01
15253	HK Bank – CC Bank European Warrants Aug 2017 B	2017/08/25	2017/09/01
27863	HK Bank – CC Bank European Warrants Aug 2017 C	2017/08/25	2017/09/01
28722	HK Bank – CC Bank European Warrants Aug 2017 D	2017/08/25	2017/09/01
26967	HK Bank – CHALCO European Warrants Aug 2017 A	2017/08/25	2017/09/01
28325	HK Bank – CITIC Bank European Warrants Aug 2017 A	2017/08/25	2017/09/01
26079	HK Bank – CM Bank European Warrants Aug 2017 A	2017/08/25	2017/09/01
28815	HK Bank – Galaxy Ent European Put Warrants Aug 2017 A	2017/08/25	2017/09/01
25499	HK Bank – Geely Auto European Warrants Aug 2017 B	2017/08/25	2017/09/01
14836	HK Bank – ICBC European Warrants Aug 2017 A	2017/08/25	2017/09/01

List of expired derivative warrants, 2017 (continued)

Code	Warrant	Last trading date	Delisted date
28716	HK Bank – ICBC European Warrants Aug 2017 B	2017/08/25	2017/09/01
14161	HK Bank – Ping An European Warrants Aug 2017 A	2017/08/25	2017/09/01
27879	HK Bank – Sands China European Warrants Aug 2017 A	2017/08/25	2017/09/01
28323	HK Bank – Sands China European Warrants Aug 2017 B	2017/08/25	2017/09/01
14979	HK Bank – Tencent European Warrants Aug 2017 B	2017/08/25	2017/09/01
25550	HK Bank – BYD European Warrants Aug 2017 A	2017/08/25	2017/09/01
25408	J P Morgan SP BV – AIA European Warrants Aug 2017 A	2017/08/25	2017/09/01
13632	J P Morgan SP BV – CC Bank European Wts Aug 2017 C	2017/08/25	2017/09/01
28260	J P Morgan SP BV – CKH European Warrants Aug 2017 A	2017/08/25	2017/09/01
17664	J P Morgan SP BV – KECL European Warrants Aug 2017 A	2017/08/25	2017/09/01
12101	J P Morgan SP BV – PetroChina European Warrants Aug 2017 A	2017/08/25	2017/09/01
11270	UBS AG – China National Building European Wts Aug 2017 B	2017/08/25	2017/09/01
13307	UBS AG – Galaxy Ent European Put Warrants Aug 2017 A	2017/08/25	2017/09/01
29108	UBS AG – HSBC European Put Warrants Aug 2017 B	2017/08/25	2017/09/01
29109	UBS AG – SHK Ppt European Warrants Aug 2017 A	2017/08/25	2017/09/01
25509	Bank of East Asia – BYD European Warrants Sep 2017 A	2017/08/28	2017/09/04
29196	Credit Suisse AG – Ch Molybdenum European Warrants Sep 2017A	2017/08/28	2017/09/04
29208	Credit Suisse AG – New World Dev European Wts Sep 2017 A	2017/08/28	2017/09/04
26991	Goldman Sachs SP (Asia) – HKEX European Warrants Sep 2017 A	2017/08/28	2017/09/04
28561	Goldman Sachs SP (Asia) – HSBC European Warrants Sep 2017 A	2017/08/28	2017/09/04
28337	Haitong Int'l Sec – HSBC European Warrants Sep 2017 A	2017/08/28	2017/09/04
14087	J P Morgan SP BV – A50 China European Warrants Sep 2017 A	2017/08/28	2017/09/04
25920	J P Morgan SP BV – AIA European Put Warrants Sep 2017 A	2017/08/28	2017/09/04
28788	J P Morgan SP BV – BankComm European Warrants Sep 2017 A	2017/08/28	2017/09/04
28939	J P Morgan SP BV – BOCL European Warrants Sep 2017 C	2017/08/28	2017/09/04
27506	J P Morgan SP BV – CC Bank European Put Wts Sep 2017 A	2017/08/28	2017/09/04
25432	J P Morgan SP BV – CGN Power European Warrants Sep 2017 A	2017/08/28	2017/09/04
25815	J P Morgan SP BV – CHALCO European Warrants Sep 2017 A	2017/08/28	2017/09/04
25431	J P Morgan SP BV – China Cinda European Warrants Sep 2017 A	2017/08/28	2017/09/04
14674	J P Morgan SP BV – China Life European Warrants Sep 2017 A	2017/08/28	2017/09/04
14769	J P Morgan SP BV – CITIC Sec European Warrants Sep 2017 A	2017/08/28	2017/09/04
28097	J P Morgan SP BV – COSCO Sh Hold European Warrants Sep 2017A	2017/08/28	2017/09/04
28426	J P Morgan SP BV – CSOP A50 ETF European Warrants Sep 2017 A	2017/08/28	2017/09/04
27135	J P Morgan SP BV – Geely Auto European Warrants Sep 2017 B	2017/08/28	2017/09/04
14013	J P Morgan SP BV – Greatwall Motor European Wts Sep 2017 A	2017/08/28	2017/09/04
15140	J P Morgan SP BV – HSBC European Warrants Sep 2017 A	2017/08/28	2017/09/04
29347	J P Morgan SP BV – JX Copper European Warrants Sep 2017 A	2017/08/28	2017/09/04
28252	J P Morgan SP BV – Lenovo European Warrants Sep 2017 A	2017/08/28	2017/09/04
27292	J P Morgan SP BV – Ping An European Warrants Sep 2017 B	2017/08/28	2017/09/04
23310	J P Morgan SP BV – Sands China European Warrants Sep 2017 A	2017/08/28	2017/09/04
26286	J P Morgan SP BV – Stanchart European Warrants Sep 2017 A	2017/08/28	2017/09/04
27276	J P Morgan SP BV – Sunny Optical European Warrants Sep 2017A	2017/08/28	2017/09/04
12837	J P Morgan SP BV – Tencent European Warrants Sep 2017 C	2017/08/28	2017/09/04
12797	J P Morgan SP BV – Tencent European Warrants Sep 2017 E	2017/08/28	2017/09/04
14299	SG Issuer – Tencent European Warrants Sep 2017 C	2017/08/28	2017/09/04
16345	UBS AG – CSOP A50 ETF European Warrants Sep 2017 A	2017/08/28	2017/09/04
13624	UBS AG – Evergrande European Warrants Oct 2017 A	2017/09/01	2017/09/04
11211	UBS AG – Evergrande European Warrants Sep 2017 A	2017/09/01	2017/09/04
15414	UBS AG – Geely Auto European Warrants Jul 2018 A	2017/09/01	2017/09/04
15077	UBS AG – Geely Auto European Warrants Nov 2017 A	2017/09/01	2017/09/04
15480	UBS AG – Sands China European Warrants Sep 2017 C	2017/08/28	2017/09/04
25257	BNP Paribas Issuance B.V. – BYD European Wts Sep 2017 A	2017/08/29	2017/09/05
13301	BNP Paribas Issuance B.V. – CC Bank Euro Wts Sep 2017 A	2017/08/29	2017/09/05
11405	BNP Paribas Issuance B.V. – China Life Euro Wts Sep 2017 A	2017/08/29	2017/09/05
20659	BNP Paribas Issuance B.V. – COSCO Ship Euro Wts Sep 2017A	2017/08/29	2017/09/05
14573	BNP Paribas Issuance B.V. – Galaxy Ent Euro Wts Sep 2017 A	2017/08/29	2017/09/05
13305	BNP Paribas Issuance B.V. – Haitong Sec Eu Wts Sep 2017 A	2017/08/29	2017/09/05
13306	BNP Paribas Issuance B.V. – HS H-SHARE Euro Wts Sep 2017 A	2017/08/29	2017/09/05
26125	BNP Paribas Issuance B.V. – HSBC European Wts Sep 2017 A	2017/08/29	2017/09/05
18073	BNP Paribas Issuance B.V. – KECL European Wts Sep 2017 A	2017/08/29	2017/09/05
13626	BNP Paribas Issuance B.V. – Tencent Euro Wts Sep 2017 A	2017/08/29	2017/09/05
13962	BOCI Asia Ltd. – Greatwall Motor European Warrants Sep 2017A	2017/08/29	2017/09/05
14946	BOCI Asia Ltd. – Haitong Sec European Warrants Sep 2017 A	2017/08/29	2017/09/05
15280	BOCI Asia Ltd. – HKEX European Warrants Sep 2017 B	2017/08/29	2017/09/05
14032	Credit Suisse AG – China Life European Warrants Sep 2017 B	2017/08/29	2017/09/05
28439	Credit Suisse AG – Sands China European Warrants Sep 2017 A	2017/08/29	2017/09/05
29159	Haitong Int'l Sec – BYD European Warrants Sep 2017 B	2017/08/29	2017/09/05
28373	Haitong Int'l Sec – China Life European Put Warrants Sep 17B	2017/08/29	2017/09/05
12683	Haitong Int'l Sec – GWMC European Warrants Sep 2017 A	2017/08/29	2017/09/05
27176	HK Bank – Geely Auto European Warrants Sep 2017 A	2017/08/29	2017/09/05
28221	J P Morgan SP BV – AviChina European Warrants Sep 2017 A	2017/08/29	2017/09/05
27808	J P Morgan SP BV – BOCL European Put Wts Sep 2017 B	2017/08/29	2017/09/05
29089	J P Morgan SP BV – BYD European Warrants Sep 2017 B	2017/08/29	2017/09/05
13991	J P Morgan SP BV – CAM CSI300 European Warrants Sep 2017 A	2017/08/29	2017/09/05
27106	J P Morgan SP BV – China Life European Put Wts Sep 2017 B	2017/08/29	2017/09/05
12898	J P Morgan SP BV – China Mengniu European Wts Sep 2017 A	2017/08/29	2017/09/05
13267	J P Morgan SP BV – CITIC Bank European Warrants Sep 2017 A	2017/08/29	2017/09/05
14697	J P Morgan SP BV – CKP European Warrants Sep 2017 A	2017/08/29	2017/09/05
28432	J P Morgan SP BV – CNBM European Warrants Sep 2017 A	2017/08/29	2017/09/05
11098	J P Morgan SP BV – Evergrande European Warrants Sep 2017 A	2017/08/29	2017/09/05
16269	J P Morgan SP BV – Galaxy Ent European Warrants Sep 2017 A	2017/08/29	2017/09/05
15031	J P Morgan SP BV – HKEX European Warrants Sep 2017 A	2017/08/29	2017/09/05
28095	J P Morgan SP BV – HSBC European Put Warrants Sep 2017 B	2017/08/29	2017/09/05
16300	J P Morgan SP BV – HSBC European Warrants Sep 2017 C	2017/08/29	2017/09/05
29011	J P Morgan SP BV – SHK Ppt European Warrants Sep 2017 A	2017/08/29	2017/09/05
16137	J P Morgan SP BV – Tencent European Warrants Sep 2017 F	2017/08/29	2017/09/05
28864	J P Morgan SP BV – Yanzhou Coal European Warrants Sep 2017 B	2017/08/29	2017/09/05

List of expired derivative warrants, 2017 (continued)

Code	Warrant	Last trading date	Delisted date
13124	Macquarie Bank Ltd. – AIA European Put Warrants Sep 2017 A	2017/08/29	2017/09/05
12946	Macquarie Bank Ltd. – BankComm European Warrants Sep 2017 A	2017/08/29	2017/09/05
28690	Macquarie Bank Ltd. – CC Bank European Warrants Sep 2017 A	2017/08/29	2017/09/05
26161	Macquarie Bank Ltd. – China Life European Wts Sep 2017 A	2017/08/29	2017/09/05
14903	Macquarie Bank Ltd. – China Vanke European Warrants Sep 17 A	2017/08/29	2017/09/05
14250	Macquarie Bank Ltd. – CITIC Sec European Warrants Sep 2017 A	2017/08/29	2017/09/05
13613	Macquarie Bank Ltd. – CM Bank European Warrants Sep 2017 A	2017/08/29	2017/09/05
15513	Macquarie Bank Ltd. – CNBM European Warrants Sep 2017 A	2017/08/29	2017/09/05
13704	Macquarie Bank Ltd. – CNOOC European Warrants Sep 2017 A	2017/08/29	2017/09/05
13455	Macquarie Bank Ltd. – Foxconn European Warrants Sep 2017 A	2017/08/29	2017/09/05
11457	Macquarie Bank Ltd. – GAC European Wts Sep 2017 A	2017/08/29	2017/09/05
14002	Macquarie Bank Ltd. – Galaxy Ent European Wts Sep 2017 A	2017/08/29	2017/09/05
11761	Macquarie Bank Ltd. – Haitong Sec European Wts Sep 2017 A	2017/08/29	2017/09/05
26581	Macquarie Bank Ltd. – HKEX European Warrants Sep 2017 A	2017/08/29	2017/09/05
26766	Macquarie Bank Ltd. – HKEX European Warrants Sep 2017 B	2017/08/29	2017/09/05
28137	Macquarie Bank Ltd. – HKEX European Warrants Sep 2017 C	2017/08/29	2017/09/05
15113	Macquarie Bank Ltd. – HSBC European Put Warrants Sep 2017 A	2017/08/29	2017/09/05
15616	Macquarie Bank Ltd. – HSBC European Warrants Sep 2017 B	2017/08/29	2017/09/05
26189	Macquarie Bank Ltd. – HSBC European Warrants Sep 2017 C	2017/08/29	2017/09/05
28752	Macquarie Bank Ltd. – ICBC European Warrants Sep 2017 A	2017/08/29	2017/09/05
17924	Macquarie Bank Ltd. – KECL European Warrants Sep 2017 A	2017/08/29	2017/09/05
21956	Macquarie Bank Ltd. – KECL European Warrants Sep 2017 B	2017/08/29	2017/09/05
23700	Macquarie Bank Ltd. – Lenovo European Warrants Sep 2017 A	2017/08/29	2017/09/05
13908	Macquarie Bank Ltd. – MTRC European Warrants Sep 2017 A	2017/08/29	2017/09/05
14712	Macquarie Bank Ltd. – NCI European Warrants Sep 2017 A	2017/08/29	2017/09/05
28383	Macquarie Bank Ltd. – PetroChina European Wts Sep 2017 A	2017/08/29	2017/09/05
26367	Macquarie Bank Ltd. – PICC P&C European Warrants Sep 2017 A	2017/08/29	2017/09/05
26623	Macquarie Bank Ltd. – Ping An European Warrants Sep 2017 A	2017/08/29	2017/09/05
26997	Macquarie Bank Ltd. – Ping An European Warrants Sep 2017 B	2017/08/29	2017/09/05
27057	Macquarie Bank Ltd. – Sands China European Wts Sep 2017 B	2017/08/29	2017/09/05
25864	Macquarie Bank Ltd. – Stanchart European Warrants Sep 2017 A	2017/08/29	2017/09/05
15296	Macquarie Bank Ltd. – Sunny Optical European Warrants Sep17A	2017/08/29	2017/09/05
26568	Macquarie Bank Ltd. – Tencent European Put Wts Sep 2017 E	2017/08/29	2017/09/05
24695	Macquarie Bank Ltd. – Tencent European Warrants Sep 2017 A	2017/08/29	2017/09/05
25500	Macquarie Bank Ltd. – Tencent European Warrants Sep 2017 B	2017/08/29	2017/09/05
25503	Macquarie Bank Ltd. – Tencent European Warrants Sep 2017 C	2017/08/29	2017/09/05
26172	Macquarie Bank Ltd. – Tencent European Warrants Sep 2017 D	2017/08/29	2017/09/05
26762	Macquarie Bank Ltd. – Greatwall Motor European Wts Sep 2017 A	2017/08/29	2017/09/05
21379	Macquarie Bank Ltd. – Sands China European Put Wts Sep 2017 A	2017/08/29	2017/09/05
13603	SG Issuer – CITIC Sec European Warrants Sep 2017 A	2017/08/29	2017/09/05
24565	SGA Societe Generale Acceptance N.V. – BYD Eu Wt Sep 2017 A	2017/08/29	2017/09/05
18100	SGA Societe Generale Acceptance N.V. – KECL Eu Wt Sep 2017 A	2017/08/29	2017/09/05
21961	SGA Societe Generale Acceptance N.V. – Ping An Eu Wt Sep 17 A	2017/08/29	2017/09/05
15473	UBS AG – Galaxy Ent European Warrants Sep 2017 A	2017/08/29	2017/09/05
15689	UBS AG – HKEX European Warrants Sep 2017 D	2017/08/29	2017/09/05
15435	UBS AG – HSBC European Warrants Sep 2017 A	2017/08/29	2017/09/05
27251	Credit Suisse AG – China Life European Put Wts Sep 2017 C	2017/08/30	2017/09/06
15185	Credit Suisse AG – HSBC European Wts Sep 2017 A	2017/08/30	2017/09/06
13344	Credit Suisse AG – Tencent Holdings European Wts Sep 2017 C	2017/08/30	2017/09/06
13355	Goldman Sachs SP (Asia) – China Life Euro Wts Sep 2017 A	2017/08/30	2017/09/06
15468	Haitong Int'l Sec – CC Bank European Warrants Sep 2017 B	2017/08/30	2017/09/06
14926	J P Morgan SP BV – PWR Assets European Warrants Sep 2017 A	2017/08/30	2017/09/06
13947	Macquarie Bank Ltd. – PWR Assets European Put Wts Sep17A	2017/08/30	2017/09/06
27739	SG Issuer – A50 China European Warrants Sep 2017 A	2017/08/30	2017/09/06
15682	SG Issuer – AIA European Put Warrants Sep 2017 A	2017/08/30	2017/09/06
28847	SG Issuer – AIA European Put Warrants Sep 2017 B	2017/08/30	2017/09/06
15428	SG Issuer – BOCHK European Warrants Sep 2017 A	2017/08/30	2017/09/06
12864	SG Issuer – BOCL European Warrants Sep 2017 A	2017/08/30	2017/09/06
28975	SG Issuer – BCom European Warrants Sep 2017 A	2017/08/30	2017/09/06
28009	SG Issuer – CCB European Put Warrants Sep 2017 A	2017/08/30	2017/09/06
28511	SG Issuer – CCB European Warrants Sep 2017 B	2017/08/30	2017/09/06
25637	SG Issuer – CCoal European Warrants Sep 2017 A	2017/08/30	2017/09/06
25615	SG Issuer – CHALCO European Warrants Sep 2017 A	2017/08/30	2017/09/06
12325	SG Issuer – China Cinda European Warrants Sep 2017 A	2017/08/30	2017/09/06
15859	SG Issuer – China Life European Put Warrants Sep 2017 B	2017/08/30	2017/09/06
28188	SG Issuer – China Life European Put Warrants Sep 2017 C	2017/08/30	2017/09/06
13537	SG Issuer – China Life European Warrants Sep 2017 A	2017/08/30	2017/09/06
15497	SG Issuer – China Overseas European Warrants Sep 2017 A	2017/08/30	2017/09/06
15501	SG Issuer – China Res Land European Warrants Sep 2017 A	2017/08/30	2017/09/06
15316	SG Issuer – China Tel European Warrants Sep 2017 A	2017/08/30	2017/09/06
14910	SG Issuer – ChiUnicom European Warrants Sep 2017 A	2017/08/30	2017/09/06
15013	SG Issuer – CITIC Bank European Warrants Sep 2017 A	2017/08/30	2017/09/06
28977	SG Issuer – CKP European Warrants Sep 2017 A	2017/08/30	2017/09/06
11787	SG Issuer – CMB European Warrants Sep 2017 A	2017/08/30	2017/09/06
28011	SG Issuer – CMB European Warrants Sep 2017 B	2017/08/30	2017/09/06
27502	SG Issuer – CNBM European Warrants Sep 2017 A	2017/08/30	2017/09/06
15690	SG Issuer – CRRC European Warrants Sep 2017 A	2017/08/30	2017/09/06
27993	SG Issuer – CSOP A50 ETF European Warrants Sep 2017 A	2017/08/30	2017/09/06
14703	SG Issuer – Evergrande Eu Wt Sep 2017 A	2017/08/30	2017/09/06
15557	SG Issuer – Galaxy Ent European Warrants Sep 2017 A	2017/08/30	2017/09/06
15124	SG Issuer – Geely Auto European Warrants Sep 2017 A	2017/08/30	2017/09/06
14817	SG Issuer – GF Sec European Warrants Sep 2017 A	2017/08/30	2017/09/06
13924	SG Issuer – GWMC European Warrants Sep 2017 A	2017/08/30	2017/09/06
12781	SG Issuer – Haitong Sec European Warrants Sep 2017 A	2017/08/30	2017/09/06
14046	SG Issuer – Henganintl Eu Wt Sep 2017 A	2017/08/30	2017/09/06
13656	SG Issuer – HKEX European Warrants Sep 2017 B	2017/08/30	2017/09/06
27997	SG Issuer – HS H-SHARE European Warrants Sep 2017 A	2017/08/30	2017/09/06

List of expired derivative warrants, 2017 (continued)

Code	Warrant	Last trading date	Delisted date
28744	SG Issuer – HSBC European Put Warrants Sep 2017 B	2017/08/30	2017/09/06
12696	SG Issuer – HSBC European Put Warrants Sep 2017 C	2017/08/30	2017/09/06
28017	SG Issuer – HSBC European Warrants Sep 2017 A	2017/08/30	2017/09/06
26241	SG Issuer – JIANG European Warrants Sep 2017 A	2017/08/30	2017/09/06
15693	SG Issuer – Lenovo European Warrants Sep 2017 A	2017/08/30	2017/09/06
15688	SG Issuer – Minsheng Bank European Warrants Sep 2017 A	2017/08/30	2017/09/06
28517	SG Issuer – Minsheng Bank European Warrants Sep 2017 B	2017/08/30	2017/09/06
28986	SG Issuer – NewWorld Dev Eu Wt Sep 2017 A	2017/08/30	2017/09/06
26504	SG Issuer – Sands China European Warrants Sep 2017 A	2017/08/30	2017/09/06
26906	SG Issuer – SHK P European Warrants Sep 2017 A	2017/08/30	2017/09/06
12655	SG Issuer – Tencent European Warrants Sep 2017 B	2017/08/30	2017/09/06
27965	SG Issuer – Weichai Power European Warrants Sep 2017 A	2017/08/30	2017/09/06
12918	SG Issuer – Wynn European Warrants Sep 2017 A	2017/08/30	2017/09/06
25972	SGA Societe Generale Acceptance N.V. – HKEX Eu Wt Sep 2017 A	2017/08/30	2017/09/06
11606	SGA Societe Generale Acceptance N.V. – Yanzhou Coal Eu Wt Sep17A	2017/08/30	2017/09/06
28235	UBS AG – China Life European Put Warrants Sep 2017 A	2017/08/30	2017/09/06
28598	UBS AG – HKEX European Warrants Sep 2017 C	2017/08/30	2017/09/06
28849	Credit Suisse AG – China Mobile European Warrants Sep 2017 A	2017/08/31	2017/09/07
29262	Haitong Int'l Sec – HSBC European Warrants Sep 2017 C	2017/08/31	2017/09/07
12875	Bank of East Asia – R&F Ppt European Warrants Sep 2017 A	2017/09/01	2017/09/08
29434	Credit Suisse AG – Galaxy Ent European Put Wts Sep 2017 A	2017/09/01	2017/09/08
29007	Credit Suisse AG – HSBC European Wts Sep 2017 B	2017/09/01	2017/09/08
29317	Haitong Int'l Sec – CNBM European Warrants Sep 2017 A	2017/09/01	2017/09/08
29325	Haitong Int'l Sec – CSOP A50 ETF European Warrants Sep 2017A	2017/09/01	2017/09/08
28660	Haitong Int'l Sec – HKEX European Warrants Sep 2017 A	2017/09/01	2017/09/08
28590	Credit Suisse AG – China Cinda European Warrants Sep 2017 A	2017/09/04	2017/09/11
13347	Credit Suisse AG – China Life European Warrants Sep 2017 A	2017/09/04	2017/09/11
15485	Credit Suisse AG – HSBC European Wts Sep 2017 D	2017/09/04	2017/09/11
10449	J P Morgan SP BV – N225 Idx Euro Put Wts Sep 2017 B	2017/09/04	2017/09/11
10448	J P Morgan SP BV – N225 Index Euro Wts Sep 2017 A	2017/09/04	2017/09/11
10427	SG Issuer – Nikkei 225 European Put Warrants Sep 2017 D	2017/09/04	2017/09/11
14591	Standard Chartered Bank – YZ Coal European Wts Sep 2017 A	2017/09/04	2017/09/11
28917	UBS AG – China Mobile European Warrants Sep 2017 A	2017/09/04	2017/09/11
10440	UBS AG – Nikkei 225 European Put Warrants Sep 2017 D	2017/09/04	2017/09/11
10441	UBS AG – Nikkei 225 European Put Warrants Sep 2017 E	2017/09/04	2017/09/11
10435	UBS AG – Nikkei 225 European Warrants Sep 2017 A	2017/09/04	2017/09/11
10436	UBS AG – Nikkei 225 European Warrants Sep 2017 B	2017/09/04	2017/09/11
10438	UBS AG – Nikkei 225 European Warrants Sep 2017 C	2017/09/04	2017/09/11
15044	BOCI Asia Ltd. – China Vanke European Warrants Sep 2017 A	2017/09/05	2017/09/12
14993	BOCI Asia Ltd. – HKEX European Warrants Sep 2017 A	2017/09/05	2017/09/12
29018	BOCI Asia Ltd. – HSBC European Warrants Sep 2017 B	2017/09/05	2017/09/12
28824	BOCI Asia Ltd. – Sunny Optical European Warrants Sep 2017 A	2017/09/05	2017/09/12
13812	Macquarie Bank Ltd. – Travelsky Tech European Wts Sep 2017 A	2017/09/05	2017/09/12
27729	HK Bank – HKEX European Warrants Sep 2017 D	2017/09/06	2017/09/13
29870	Credit Suisse AG – KECL European Warrants Sep 2017 A	2017/09/08	2017/09/15
22030	Bank of East Asia – Yanzhou Coal European Wts Sep 2017 A	2017/09/11	2017/09/18
26695	J P Morgan SP BV – China Mob European Wts Sep 2017 A	2017/09/11	2017/09/18
11937	Macquarie Bank Ltd. – BBMG European Warrants Sep 2017 A	2017/09/11	2017/09/18
19260	Standard Chartered Bank – Ping An European Wts Sep 2017 A	2017/09/11	2017/09/18
15046	BOCI Asia Ltd. – Zijin Mining European Warrants Sep 2017 A	2017/09/12	2017/09/19
15948	Goldman Sachs SP (Asia) – HKEX European Warrants Sep 2017 E	2017/09/12	2017/09/19
28884	Haitong Int'l Sec – BYD European Warrants Sep 2017 A	2017/09/12	2017/09/19
29795	Haitong Int'l Sec – Ch Comm Cons European Warrants Sep 2017B	2017/09/12	2017/09/19
26989	Haitong Int'l Sec – China Mobile European Warrants Sep 2017A	2017/09/12	2017/09/19
11160	Haitong Int'l Sec – Huaneng European Warrants Sep 2017 A	2017/09/12	2017/09/19
11167	Haitong Int'l Sec – Sunny Optical European Warrants Sep 17 A	2017/09/12	2017/09/19
28841	J P Morgan SP BV – BYD European Warrants Sep 2017 A	2017/09/12	2017/09/19
14214	Macquarie Bank Ltd. – Baiyunshan Ph European Warrants Sep17A	2017/09/12	2017/09/19
13481	Macquarie Bank Ltd. – Haier Elec European Wts Sep 2017 A	2017/09/12	2017/09/19
29583	Macquarie Bank Ltd. – Techtronic Ind European Wts Sep 2017 A	2017/09/12	2017/09/19
15760	Macquarie Bank Ltd. – Skyworth Digital European Wts Sep 2017 A	2017/09/12	2017/09/19
13964	SG Issuer – GAC European Warrants Sep 2017 A	2017/09/12	2017/09/19
28390	SG Issuer – Geely Auto European Warrants Sep 2017 B	2017/09/12	2017/09/19
11439	UBS AG – Geely Auto European Warrants Sep 2017 B	2017/09/12	2017/09/19
25340	UBS AG – Kingsoft European Warrants Sep 2017 A	2017/09/12	2017/09/19
11347	UBS AG – SPDR Gold Trust European Warrants Sep 2017 A	2017/09/12	2017/09/19
11342	UBS AG – Sunny Optical European Warrants Sep 2017 A	2017/09/12	2017/09/19
14433	Credit Suisse AG – HSBC European Wts Sep 2017 C	2017/09/15	2017/09/22
11718	UBS AG – Evergrande European Warrants Sep 2017 B	2017/09/15	2017/09/22
12117	UBS AG – Stanchart European Warrants Sep 2017 A	2017/09/15	2017/09/22
10447	BNP Paribas Issuance B.V. – GBP/USD European Put Wt Sep17A	2017/09/18	2017/09/25
10443	BNP Paribas Issuance B.V. – Gold Euro Put Wts Sep 2017 B	2017/09/18	2017/09/25
10442	BNP Paribas Issuance B.V. – Gold European Wts Sep 2017 A	2017/09/18	2017/09/25
10445	BNP Paribas Issuance B.V. – USD/YEN Eur Put Wts Sep 2017 B	2017/09/18	2017/09/25
10444	BNP Paribas Issuance B.V. – USD/YEN Euro Wts Sep 2017 A	2017/09/18	2017/09/25
15585	BOCI Asia Ltd. – CC Bank European Warrants Sep 2017 A	2017/09/18	2017/09/25
13955	Credit Suisse AG – CC Bank European Warrants Sep 2017 A	2017/09/18	2017/09/25
15114	Credit Suisse AG – Zijin Mining European Warrants Sep 2017 A	2017/09/18	2017/09/25
14274	Goldman Sachs SP (Asia) – BOCL European Warrants Sep 2017 C	2017/09/18	2017/09/25
14961	Goldman Sachs SP (Asia) – Tencent European Wt Sep 2017 C	2017/09/18	2017/09/25
14971	Goldman Sachs SP (Asia) – Tencent European Wt Sep 2017 H	2017/09/18	2017/09/25
12531	Goldman Sachs SP (Asia) – Tencent European Wt Sep 2017 B	2017/09/18	2017/09/25
14036	Haitong Int'l Sec – China Shenhua European Warrants Sep 17 A	2017/09/18	2017/09/25
12366	Haitong Int'l Sec – Tencent European Warrants Sep 2017 C	2017/09/18	2017/09/25
14015	HK Bank – China Shenhua European Warrants Sep 2017 A	2017/09/18	2017/09/25
13650	HK Bank – Tencent European Warrants Sep 2017 D	2017/09/18	2017/09/25
12304	J P Morgan SP BV – Tencent European Warrants Sep 2017 B	2017/09/18	2017/09/25

List of expired derivative warrants, 2017 (continued)

Code	Warrant	Last trading date	Delisted date
11064	SG Issuer – ZTE European Warrants Sep 2017 A	2017/09/18	2017/09/25
12899	UBS AG – AIA European Warrants Sep 2017 A	2017/09/18	2017/09/25
12846	UBS AG – BOCL European Warrants Sep 2017 A	2017/09/18	2017/09/25
15223	UBS AG – CC Bank European Warrants Sep 2017 A	2017/09/18	2017/09/25
16054	UBS AG – Lenovo European Warrants Sep 2017 A	2017/09/18	2017/09/25
15041	UBS AG – PetroChina European Warrants Sep 2017 B	2017/09/18	2017/09/25
16703	UBS AG – Sands China European Put Warrants Sep 2017 D	2017/09/18	2017/09/25
15687	UBS AG – Sinopec Corp European Warrants Sep 2017 A	2017/09/18	2017/09/25
12256	UBS AG – Tencent Holdings European Warrants Sep 2017 B	2017/09/18	2017/09/25
27662	BOCI Asia Ltd. – BYD European Warrants Sep 2017 A	2017/09/19	2017/09/26
12123	BOCI Asia Ltd. – HKEX European Warrants Sep 2017 C	2017/09/19	2017/09/26
14538	BOCI Asia Ltd. – HSBC European Warrants Sep 2017 D	2017/09/19	2017/09/26
18160	BOCI Asia Ltd. – Kingsoft European Warrants Sep 2017 A	2017/09/19	2017/09/26
13269	Credit Suisse AG – GAC European Warrants Sep 2017 A	2017/09/19	2017/09/26
16820	Goldman Sachs SP (Asia) – BOCL European Warrants Sep 2017 A	2017/09/19	2017/09/26
14728	Goldman Sachs SP (Asia) – CC Bank European Wts Sep 2017 A	2017/09/19	2017/09/26
15759	Goldman Sachs SP (Asia) – HKEX European Put Wts Sep 2017 C	2017/09/19	2017/09/26
14942	Goldman Sachs SP (Asia) – HKEX European Warrants Sep 2017 B	2017/09/19	2017/09/26
14852	Goldman Sachs SP (Asia) – HSBC European Warrants Sep 2017 D	2017/09/19	2017/09/26
16099	Goldman Sachs SP (Asia) – Lenovo European Wts Sep 2017 A	2017/09/19	2017/09/26
25515	Haitong Int'l Sec – Anhui Conch European Warrants Sep 2017 A	2017/09/19	2017/09/26
14476	Haitong Int'l Sec – China Mobile European Warrants Sep 2017 B	2017/09/19	2017/09/26
11141	Haitong Int'l Sec – CNOOC European Warrants Sep 2017 A	2017/09/19	2017/09/26
29155	Haitong Int'l Sec – Tencent European Warrants Sep 2017 D	2017/09/19	2017/09/26
11559	HK Bank – CRRC European Warrants Sep 2017 A	2017/09/19	2017/09/26
12854	HK Bank – HKEX European Put Warrants Sep 2017 A	2017/09/19	2017/09/26
12310	HK Bank – Tencent European Warrants Sep 2017 B	2017/09/19	2017/09/26
13940	SG Issuer – A50 China European Warrants Nov 2017 A	2017/09/25	2017/09/26
14977	SG Issuer – AAC Tech European Warrants Nov 2017 A	2017/09/25	2017/09/26
15546	SG Issuer – China Vanke European Warrants Oct 2017 A	2017/09/25	2017/09/26
13863	SG Issuer – CNOOC European Warrants Oct 2017 B	2017/09/25	2017/09/26
27165	SG Issuer – Geely Auto European Warrants Nov 2017 A	2017/09/25	2017/09/26
27750	SG Issuer – Ping An European Warrants Oct 2017 A	2017/09/25	2017/09/26
23170	UBS AG – BYD European Warrants Sep 2017 A	2017/09/19	2017/09/26
12671	UBS AG – CITIC Sec European Warrants Sep 2017 A	2017/09/19	2017/09/26
14762	UBS AG – CPIC European Warrants Sep 2017 A	2017/09/19	2017/09/26
26863	UBS AG – Li & Fung European Warrants Sep 2017 A	2017/09/19	2017/09/26
14617	UBS AG – Sunny Optical European Warrants Sep 2017 B	2017/09/19	2017/09/26
13491	UBS AG – Wynn Macau European Warrants Sep 2017 A	2017/09/19	2017/09/26
29407	BNP Paribas Issuance B.V. – Evergrande Euro Wts Feb 2018 A	2017/09/26	2017/09/27
15790	BNP Paribas Issuance B.V. – Sunny Optical Eu Wt Oct 2017 A	2017/09/26	2017/09/27
14400	BOCI Asia Ltd. – A50 China European Warrants Sep 2017 A	2017/09/20	2017/09/27
27345	BOCI Asia Ltd. – AIA European Warrants Sep 2017 A	2017/09/20	2017/09/27
14558	BOCI Asia Ltd. – China Life European Warrants Sep 2017 D	2017/09/20	2017/09/27
13004	BOCI Asia Ltd. – HSBC European Warrants Sep 2017 C	2017/09/20	2017/09/27
28525	BOCI Asia Ltd. – Ping An European Warrants Sep 2017 A	2017/09/20	2017/09/27
16096	Credit Suisse AG – Tencent Holdings European Wts Sep 2017 F	2017/09/20	2017/09/27
11898	Goldman Sachs SP (Asia) – BOCL European Warrants Sep 2017 B	2017/09/20	2017/09/27
16339	Goldman Sachs SP (Asia) – CC Bank European Wts Sep 2017 B	2017/09/20	2017/09/27
26464	Goldman Sachs SP (Asia) – China Life Euro Wts Sep 2017 B	2017/09/20	2017/09/27
11304	Goldman Sachs SP (Asia) – China Life Euro Wts Sep 2017 D	2017/09/20	2017/09/27
16260	Goldman Sachs SP (Asia) – China Mobile Euro Wts Sep 2017 B	2017/09/20	2017/09/27
15608	Goldman Sachs SP (Asia) – HKEX European Put Wts Sep 2017 D	2017/09/20	2017/09/27
14260	Goldman Sachs SP (Asia) – HSBC European Warrants Sep 2017 C	2017/09/20	2017/09/27
14270	Goldman Sachs SP (Asia) – ICBC European Warrants Sep 2017 A	2017/09/20	2017/09/27
27150	Goldman Sachs SP (Asia) – Ping An European Wts Sep 2017 A	2017/09/20	2017/09/27
16261	Goldman Sachs SP (Asia) – Ping An European Wts Sep 2017 B	2017/09/20	2017/09/27
14446	Goldman Sachs SP (Asia) – Tencent European Put Wt Sep 2017 G	2017/09/20	2017/09/27
15824	Goldman Sachs SP (Asia) – Tencent European Wt Sep 2017 I	2017/09/20	2017/09/27
16450	Goldman Sachs SP (Asia) – Tencent European Wt Sep 2017 J	2017/09/20	2017/09/27
21305	Haitong Int'l Sec – GCL-Poly European Warrants Sep 2017 A	2017/09/20	2017/09/27
13088	Haitong Int'l Sec – Ping An European Warrants Sep 2017 B	2017/09/20	2017/09/27
21819	HK Bank – China Life European Warrants Sep 2017 A	2017/09/20	2017/09/27
13341	HK Bank – Galaxy Ent European Put Warrants Sep 2017 A	2017/09/20	2017/09/27
13509	HK Bank – HKEX European Warrants Sep 2017 B	2017/09/20	2017/09/27
28149	HK Bank – Ping An European Warrants Sep 2017 B	2017/09/20	2017/09/27
14980	HK Bank – Tencent European Warrants Sep 2017 F	2017/09/20	2017/09/27
13625	UBS AG – Anhui Conch European Warrants Sep 2017 A	2017/09/20	2017/09/27
11339	UBS AG – CKA European Warrants Sep 2017 A	2017/09/20	2017/09/27
15524	UBS AG – HKEX European Put Warrants Sep 2017 B	2017/09/20	2017/09/27
14800	UBS AG – HKEX European Warrants Sep 2017 A	2017/09/20	2017/09/27
13834	UBS AG – PetroChina European Warrants Sep 2017 A	2017/09/20	2017/09/27
13916	UBS AG – Sands China European Warrants Sep 2017 B	2017/09/20	2017/09/27
14359	UBS AG – Tencent Holdings European Put Warrants Sep 2017 C	2017/09/20	2017/09/27
16226	UBS AG – Tencent Holdings European Warrants Sep 2017 D	2017/09/20	2017/09/27
26173	UBS AG – Tracker Fund European Warrants Sep 2017 A	2017/09/20	2017/09/27
28180	BOCI Asia Ltd. – China Life European Put Warrants Sep 2017 B	2017/09/21	2017/09/28
15089	BOCI Asia Ltd. – HSBC European Warrants Sep 2017 A	2017/09/21	2017/09/28
14845	Goldman Sachs SP (Asia) – China Mobile Euro Wts Sep 2017 A	2017/09/21	2017/09/28
11041	Goldman Sachs SP (Asia) – China Shenhua Euro Wts Sep 2017 A	2017/09/21	2017/09/28
11241	Goldman Sachs SP (Asia) – China Tel European Wts Sep 2017 A	2017/09/21	2017/09/28
29564	Goldman Sachs SP (Asia) – HSBC European Warrants Sep 2017 B	2017/09/21	2017/09/28
26928	Goldman Sachs SP (Asia) – Tencent European Wt Sep 2017 D	2017/09/21	2017/09/28
20967	Haitong Int'l Sec – BOCL European Warrants Sep 2017 A	2017/09/21	2017/09/28
29170	Haitong Int'l Sec – HSBC European Warrants Sep 2017 B	2017/09/21	2017/09/28
13343	HK Bank – Sands China European Put Warrants Sep 2017 B	2017/09/21	2017/09/28
12229	HK Bank – Tencent European Put Warrants Sep 2017 E	2017/09/21	2017/09/28

List of expired derivative warrants, 2017 (continued)

Code	Warrant	Last trading date	Delisted date
11193	SG Issuer – Geely Auto European Warrants Sep 2017 C	2017/09/21	2017/09/28
16025	UBS AG – China Mobile European Warrants Sep 2017 B	2017/09/21	2017/09/28
15003	UBS AG – CNOOC European Warrants Sep 2017 A	2017/09/21	2017/09/28
12886	UBS AG – Ping An European Put Warrants Sep 2017 C	2017/09/21	2017/09/28
27144	UBS AG – Ping An European Warrants Sep 2017 A	2017/09/21	2017/09/28
12863	UBS AG – Ping An European Warrants Sep 2017 B	2017/09/21	2017/09/28
13621	UBS AG – Sands China European Put Warrants Sep 2017 A	2017/09/21	2017/09/28
12523	UBS AG – Wynn Macau European Warrants Sep 2017 B	2017/09/21	2017/09/28
14885	BNP Paribas Issuance B.V. – HSI Euro Put Wts Sep 2017 B	2017/09/22	2017/09/29
28875	BNP Paribas Issuance B.V. – HSI Euro Put Wts Sep 2017 C	2017/09/22	2017/09/29
14882	BNP Paribas Issuance B.V. – HSI European Wts Sep 2017 A	2017/09/22	2017/09/29
12291	BNP Paribas Issuance B.V. – HSI European Wts Sep 2017 D	2017/09/22	2017/09/29
29019	BOCI Asia Ltd. – CNOOC European Warrants Sep 2017 A	2017/09/22	2017/09/29
12137	BOCI Asia Ltd. – CNOOC European Warrants Sep 2017 B	2017/09/22	2017/09/29
16372	BOCI Asia Ltd. – HSI European Put Warrants Sep 2017 A	2017/09/22	2017/09/29
14748	BOCI Asia Ltd. – HSI European Put Warrants Sep 2017 C	2017/09/22	2017/09/29
15726	BOCI Asia Ltd. – HSI European Put Warrants Sep 2017 D	2017/09/22	2017/09/29
29635	BOCI Asia Ltd. – HSI European Warrants Sep 2017 B	2017/09/22	2017/09/29
12119	BOCI Asia Ltd. – Sinopec Corp European Warrants Sep 2017 A	2017/09/22	2017/09/29
28756	Credit Suisse AG – Ch Comm Cons European Warrants Sep 2017 A	2017/09/22	2017/09/29
21981	Credit Suisse AG – ChiUnicom European Warrants Sep 2017 A	2017/09/22	2017/09/29
11310	Goldman Sachs SP (Asia) – AIA European Warrants Sep 2017 B	2017/09/22	2017/09/29
12740	Goldman Sachs SP (Asia) – BYD European Warrants Sep 2017 A	2017/09/22	2017/09/29
15829	Goldman Sachs SP (Asia) – CAM CSI300 European Wts Sep 2017 A	2017/09/22	2017/09/29
29115	Goldman Sachs SP (Asia) – China Life Euro Wts Sep 2017 C	2017/09/22	2017/09/29
16853	Goldman Sachs SP (Asia) – China Unicom Euro Wts Sep 2017 A	2017/09/22	2017/09/29
16145	Goldman Sachs SP (Asia) – Galaxy Ent European Wts Sep 2017 A	2017/09/22	2017/09/29
16697	Goldman Sachs SP (Asia) – HSBC European Warrants Sep 2017 E	2017/09/22	2017/09/29
29285	Goldman Sachs SP (Asia) – HSI European Put Wts Sep 2017 B	2017/09/22	2017/09/29
11283	Goldman Sachs SP (Asia) – HSI European Put Wts Sep 2017 D	2017/09/22	2017/09/29
15677	Goldman Sachs SP (Asia) – HSI European Put Wts Sep 2017 E	2017/09/22	2017/09/29
16011	Goldman Sachs SP (Asia) – HSI European Warrants Sep 2017 A	2017/09/22	2017/09/29
11115	Goldman Sachs SP (Asia) – HSI European Warrants Sep 2017 C	2017/09/22	2017/09/29
11614	Goldman Sachs SP (Asia) – Tencent European Put Wt Sep 2017 E	2017/09/22	2017/09/29
12194	Goldman Sachs SP (Asia) – Tencent European Wt Sep 2017 F	2017/09/22	2017/09/29
11154	Goldman Sachs SP (Asia) – Tencent European Wt Sep 2017 A	2017/09/22	2017/09/29
28192	Haitong Int'l Sec – Ch Comm Cons European Warrants Sep 2017 A	2017/09/22	2017/09/29
29163	Haitong Int'l Sec – Ch Molybdenum European Warrants Sep 17 A	2017/09/22	2017/09/29
27378	Haitong Int'l Sec – China Taiping European Warrants Sep 17 A	2017/09/22	2017/09/29
22954	Haitong Int'l Sec – Goldwind European Warrants Sep 2017 A	2017/09/22	2017/09/29
29921	Haitong Int'l Sec – HSBC European Warrants Sep 2017 D	2017/09/22	2017/09/29
28828	Haitong Int'l Sec – HSI European Put Warrants Sep 2017 A	2017/09/22	2017/09/29
13414	Haitong Int'l Sec – HSI European Put Warrants Sep 2017 D	2017/09/22	2017/09/29
15855	Haitong Int'l Sec – HSI European Put Warrants Sep 2017 E	2017/09/22	2017/09/29
29719	Haitong Int'l Sec – HSI European Warrants Sep 2017 B	2017/09/22	2017/09/29
13407	Haitong Int'l Sec – HSI European Warrants Sep 2017 C	2017/09/22	2017/09/29
26992	Haitong Int'l Sec – Ping An European Warrants Sep 2017 A	2017/09/22	2017/09/29
28474	HK Bank – HSCEI European Put Warrants Sep 2017 B	2017/09/22	2017/09/29
13064	HK Bank – HSCEI European Warrants Sep 2017 A	2017/09/22	2017/09/29
16047	HK Bank – HSI European Put Warrants Sep 2017 A	2017/09/22	2017/09/29
28738	HK Bank – HSI European Put Warrants Sep 2017 B	2017/09/22	2017/09/29
15652	HK Bank – HSI European Put Warrants Sep 2017 D	2017/09/22	2017/09/29
29383	HK Bank – HSI European Warrants Sep 2017 C	2017/09/22	2017/09/29
29424	HK Bank – Tencent European Warrants Sep 2017 A	2017/09/22	2017/09/29
28535	J P Morgan SP BV – HSCEI European Put Warrants Sep 2017 B	2017/09/22	2017/09/29
13084	J P Morgan SP BV – HSCEI European Wts Sep 2017 A	2017/09/22	2017/09/29
26267	J P Morgan SP BV – HSI European Put Warrants Sep 2017 A	2017/09/22	2017/09/29
27590	J P Morgan SP BV – HSI European Put Warrants Sep 2017 B	2017/09/22	2017/09/29
15129	J P Morgan SP BV – HSI European Put Warrants Sep 2017 D	2017/09/22	2017/09/29
13273	J P Morgan SP BV – HSI European Warrants Sep 2017 C	2017/09/22	2017/09/29
12827	SG Issuer – HSCEI European Warrants Sep 2017 A	2017/09/22	2017/09/29
15478	SG Issuer – HSCEI European Warrants Sep 2017 B	2017/09/22	2017/09/29
14540	SG Issuer – HSI European Put Warrants Sep 2017 A	2017/09/22	2017/09/29
15600	SG Issuer – HSI European Put Warrants Sep 2017 B	2017/09/22	2017/09/29
23705	SG Issuer – HSI European Put Warrants Sep 2017 C	2017/09/22	2017/09/29
28126	SG Issuer – HSI European Put Warrants Sep 2017 D	2017/09/22	2017/09/29
12505	SG Issuer – HSI European Put Warrants Sep 2017 E	2017/09/22	2017/09/29
17144	Standard Chartered Bank – CRRC European Warrants Sep 2017 A	2017/09/22	2017/09/29
28117	UBS AG – HSCEI European Put Warrants Sep 2017 B	2017/09/22	2017/09/29
12565	UBS AG – HSCEI European Warrants Sep 2017 A	2017/09/22	2017/09/29
27979	UBS AG – HSI European Put Warrants Sep 2017 A	2017/09/22	2017/09/29
16058	UBS AG – HSI European Put Warrants Sep 2017 C	2017/09/22	2017/09/29
28750	UBS AG – HSI European Warrants Sep 2017 B	2017/09/22	2017/09/29
28438	BOCI Asia Ltd. – China Life European Warrants Sep 2017 A	2017/09/25	2017/10/03
29379	BOCI Asia Ltd. – China Life European Warrants Sep 2017 C	2017/09/25	2017/10/03
13111	BOCI Asia Ltd. – China Mobile European Warrants Sep 2017 A	2017/09/25	2017/10/03
21326	BOCI Asia Ltd. – KECL European Warrants Sep 2017 A	2017/09/25	2017/10/03
23168	BOCI Asia Ltd. – Lenovo European Warrants Sep 2017 A	2017/09/25	2017/10/03
29020	BOCI Asia Ltd. – SHK Ppt European Warrants Sep 2017 A	2017/09/25	2017/10/03
12690	BOCI Asia Ltd. – Sunny Optical European Warrants Sep 2017 B	2017/09/25	2017/10/03
11433	BOCI Asia Ltd. – Tencent Holdings European Wts Sep 2017 A	2017/09/25	2017/10/03
11687	BOCI Asia Ltd. – Tencent Holdings European Wts Sep 2017 B	2017/09/25	2017/10/03
12771	BOCI Asia Ltd. – Tencent Holdings European Wts Sep 2017 C	2017/09/25	2017/10/03
14382	BOCI Asia Ltd. – Tencent Holdings European Put Wts Sep 2017 D	2017/09/25	2017/10/03
12185	Credit Suisse AG – China Cinda European Warrants Sep 2017 B	2017/09/25	2017/10/03
29343	Credit Suisse AG – China Life European Warrants Sep 2017 D	2017/09/25	2017/10/03
16753	Credit Suisse AG – China Mobile European Warrants Sep 2017 B	2017/09/25	2017/10/03

List of expired derivative warrants, 2017 (continued)

Code	Warrant	Last trading date	Delisted date
11379	Credit Suisse AG – China Shenhua European Wts Oct 2017 B	2017/09/29	2017/10/03
27442	Credit Suisse AG – China Taiping European Warrants Sep 2017A	2017/09/25	2017/10/03
15138	Credit Suisse AG – CNOOC European Warrants Sep 2017 A	2017/09/25	2017/10/03
27259	Credit Suisse AG – CPIC European Warrants Sep 2017 A	2017/09/25	2017/10/03
13849	Credit Suisse AG – CRRC European Warrants Sep 2017 A	2017/09/25	2017/10/03
15220	Credit Suisse AG – CSOP A50 ETF European Warrants Sep 2017 A	2017/09/25	2017/10/03
14613	Credit Suisse AG – Geely Auto European Warrants Sep 2017 A	2017/09/25	2017/10/03
14786	Credit Suisse AG – GF Sec European Warrants Sep 2017 A	2017/09/25	2017/10/03
17105	Credit Suisse AG – HSBC European Wts Nov 2017 D	2017/09/29	2017/10/03
13528	Credit Suisse AG – Lenovo European Warrants Sep 2017 A	2017/09/25	2017/10/03
12378	Credit Suisse AG – PICC European Warrants Sep 2017 A	2017/09/25	2017/10/03
24058	Credit Suisse AG – Ping An European Warrants Sep 2017 A	2017/09/25	2017/10/03
12722	Credit Suisse AG – Ping An European Warrants Sep 2017 B	2017/09/25	2017/10/03
12587	Credit Suisse AG – Sands China European Put Wts Sep 2017 B	2017/09/25	2017/10/03
15875	Credit Suisse AG – Sunny Optical European Warrants Sep 2017A	2017/09/25	2017/10/03
14220	Credit Suisse AG – Tencent Holdings European Wts Nov 2017 B	2017/09/29	2017/10/03
11364	Credit Suisse AG – Tencent Holdings European Wts Sep 2017 A	2017/09/25	2017/10/03
12347	Credit Suisse AG – Tencent Holdings European Wts Sep 2017 B	2017/09/25	2017/10/03
16160	Credit Suisse AG – Tencent Holdings European Wts Sep 2017 D	2017/09/25	2017/10/03
29131	Credit Suisse AG – Tencent Holdings European Wts Sep 2017 E	2017/09/25	2017/10/03
12477	Credit Suisse AG – Yuexiu Property European Wts Sep 2017 A	2017/09/25	2017/10/03
14868	Goldman Sachs SP (Asia) – AAC Acoustic Euro Wts Sep 2017 A	2017/09/25	2017/10/03
29242	Goldman Sachs SP (Asia) – AIA European Warrants Sep 2017 A	2017/09/25	2017/10/03
25173	Goldman Sachs SP (Asia) – Ch Comm Cons Euro Wts Sep 2017 A	2017/09/25	2017/10/03
11528	Goldman Sachs SP (Asia) – CNOOC European Warrants Sep 2017 A	2017/09/25	2017/10/03
25178	Goldman Sachs SP (Asia) – CRRC European Warrants Sep 2017 A	2017/09/25	2017/10/03
14011	Goldman Sachs SP (Asia) – Geely Auto European Wts Sep 2017 A	2017/09/25	2017/10/03
11532	Goldman Sachs SP (Asia) – Sinopec Corp European Wts Sep 2017A	2017/09/25	2017/10/03
27937	Haitong Int'l Sec – Agile Ppt European Warrants Sep 2017 A	2017/09/25	2017/10/03
27232	Haitong Int'l Sec – Avichina European Warrants Sep 2017 A	2017/09/25	2017/10/03
11673	Haitong Int'l Sec – CC Bank European Warrants Sep 2017 A	2017/09/25	2017/10/03
14107	Haitong Int'l Sec – Ch Unicom European Warrants Sep 2017 A	2017/09/25	2017/10/03
29160	Haitong Int'l Sec – China Cinda European Warrants Sep 2017 A	2017/09/25	2017/10/03
11432	Haitong Int'l Sec – China Life European Warrants Sep 2017 A	2017/09/25	2017/10/03
29265	Haitong Int'l Sec – China Telecom European Warrants Sep 17 A	2017/09/25	2017/10/03
15573	Haitong Int'l Sec – China Vanke European Warrants Sep 2017 A	2017/09/25	2017/10/03
27376	Haitong Int'l Sec – CPIC European Warrants Sep 2017 A	2017/09/25	2017/10/03
26618	Haitong Int'l Sec – Foxconn European Warrants Sep 2017 A	2017/09/25	2017/10/03
13482	Haitong Int'l Sec – Galaxy Ent European Put Warrants Sep 17B	2017/09/25	2017/10/03
29753	Haitong Int'l Sec – Galaxy Ent European Warrants Sep 2017 A	2017/09/25	2017/10/03
16507	Haitong Int'l Sec – HKEX European Warrants Sep 2017 B	2017/09/25	2017/10/03
14455	Haitong Int'l Sec – HSBC European Warrants Sep 2017 E	2017/09/25	2017/10/03
14108	Haitong Int'l Sec – PetroChina European Warrants Sep 2017 A	2017/09/25	2017/10/03
20805	Haitong Int'l Sec – Sinopec Corp European Wts Sep 2017 A	2017/09/25	2017/10/03
28569	Haitong Int'l Sec – Tencent European Warrants Sep 2017 A	2017/09/25	2017/10/03
11910	Haitong Int'l Sec – Tencent European Warrants Sep 2017 B	2017/09/25	2017/10/03
12593	Haitong Int'l Sec – Yuexiu Ppt European Warrants Sep 2017 A	2017/09/25	2017/10/03
14186	Haitong Int'l Sec – ZTE European Warrants Sep 2017 A	2017/09/25	2017/10/03
13678	HK Bank – Anhui Conch European Warrants Sep 2017 A	2017/09/25	2017/10/03
14206	HK Bank – BOCL European Warrants Sep 2017 A	2017/09/25	2017/10/03
28153	HK Bank – BOCL European Warrants Sep 2017 B	2017/09/25	2017/10/03
28724	HK Bank – BOCL European Warrants Sep 2017 C	2017/09/25	2017/10/03
27139	HK Bank – BYD European Warrants Sep 2017 A	2017/09/25	2017/10/03
16158	HK Bank – CAM CSI300 European Warrants Sep 2017 A	2017/09/25	2017/10/03
16365	HK Bank – CC Bank European Warrants Sep 2017 A	2017/09/25	2017/10/03
28141	HK Bank – China Life European Warrants Sep 2017 B	2017/09/25	2017/10/03
25851	HK Bank – China Mobile European Warrants Sep 2017 A	2017/09/25	2017/10/03
28822	HK Bank – China Mobile European Warrants Sep 2017 B	2017/09/25	2017/10/03
29386	HK Bank – China Tel European Warrants Sep 2017 A	2017/09/25	2017/10/03
28960	HK Bank – CKH European Warrants Sep 2017 A	2017/09/25	2017/10/03
29825	HK Bank – CNOOC European Warrants Sep 2017 A	2017/09/25	2017/10/03
29834	HK Bank – CSOP A50 ETF European Warrants Sep 2017 A	2017/09/25	2017/10/03
11875	HK Bank – Dongfeng Motor European Warrants Sep 2017 A	2017/09/25	2017/10/03
19218	HK Bank – Evergrande European Warrants Sep 2017 A	2017/09/25	2017/10/03
14159	HK Bank – HKEX European Put Warrants Sep 2017 C	2017/09/25	2017/10/03
29739	HK Bank – KECL European Warrants Sep 2017 A	2017/09/25	2017/10/03
27702	HK Bank – Kingsoft European Warrants Sep 2017 A	2017/09/25	2017/10/03
24706	HK Bank – Lenovo European Warrants Sep 2017 A	2017/09/25	2017/10/03
28964	HK Bank – Lenovo European Warrants Sep 2017 B	2017/09/25	2017/10/03
28728	HK Bank – PetroChina European Warrants Sep 2017 A	2017/09/25	2017/10/03
19041	HK Bank – Ping An European Warrants Sep 2017 A	2017/09/25	2017/10/03
16237	HK Bank – Ping An European Warrants Sep 2017 C	2017/09/25	2017/10/03
28163	HK Bank – Sands China European Put Warrants Sep 2017 A	2017/09/25	2017/10/03
29006	HK Bank – SHK Ppt European Warrants Sep 2017 A	2017/09/25	2017/10/03
28804	HK Bank – Sinopec Corp European Warrants Sep 2017 A	2017/09/25	2017/10/03
29833	HK Bank – Sinopec Corp European Warrants Sep 2017 B	2017/09/25	2017/10/03
26075	HK Bank – Stanchart European Warrants Sep 2017 A	2017/09/25	2017/10/03
28818	HK Bank – Sunny Optical European Warrants Sep 2017 A	2017/09/25	2017/10/03
12252	HK Bank – Sunny Optical European Warrants Sep 2017 B	2017/09/25	2017/10/03
13193	HK Bank – Tencent European Warrants Sep 2017 C	2017/09/25	2017/10/03
27720	HK Bank – Zijin Mining European Warrants Sep 2017 A	2017/09/25	2017/10/03
13760	J P Morgan SP BV – MGM China European Warrants Sep 2017 A	2017/09/25	2017/10/03
27297	J P Morgan SP BV – BOCL European Warrants Sep 2017 A	2017/09/25	2017/10/03
16714	J P Morgan SP BV – CC Bank European Wts Sep 2017 B	2017/09/25	2017/10/03
12790	J P Morgan SP BV – Dongfeng Motor European Wts Sep 2017 A	2017/09/25	2017/10/03
24604	J P Morgan SP BV – Geely Auto European Warrants Sep 2017 A	2017/09/25	2017/10/03
24837	J P Morgan SP BV – Kingdee Intl European Warrants Sep 2017 A	2017/09/25	2017/10/03

List of expired derivative warrants, 2017 (continued)

Code	Warrant	Last trading date	Delisted date
14766	J P Morgan SP BV – Ping An European Warrants Sep 2017 A	2017/09/25	2017/10/03
29024	J P Morgan SP BV – Tencent European Warrants Sep 2017 A	2017/09/25	2017/10/03
13570	J P Morgan SP BV – Tencent European Warrants Sep 2017 D	2017/09/25	2017/10/03
13430	J P Morgan SP BV – Wynn Macau European Warrants Sep 2017 A	2017/09/25	2017/10/03
15038	UBS AG – AIA European Put Warrants Sep 2017 B	2017/09/25	2017/10/03
13748	UBS AG – China Shenhua European Warrants Sep 2017 A	2017/09/25	2017/10/03
14610	UBS AG – CKH European Warrants Sep 2017 A	2017/09/25	2017/10/03
16487	UBS AG – HSBC European Warrants Sep 2017 B	2017/09/25	2017/10/03
12161	UBS AG – Tencent Holdings European Put Warrants Sep 2017 A	2017/09/25	2017/10/03
29619	Bank of East Asia – CNBM European Warrants Oct 2017 A	2017/09/26	2017/10/04
29013	BNP Paribas Issuance B.V. – BYD European Wts Oct 2017 A	2017/09/26	2017/10/04
13637	BNP Paribas Issuance B.V. – HKEX European Wts Oct 2017 A	2017/09/26	2017/10/04
12889	BNP Paribas Issuance B.V. – Tencent Euro Wts Oct 2017 A	2017/09/26	2017/10/04
14323	BOCI Asia Ltd. – Geely Auto European Warrants Oct 2017 A	2017/09/26	2017/10/04
15609	BOCI Asia Ltd. – HKEX European Put Warrants Oct 2017 A	2017/09/26	2017/10/04
12383	Credit Suisse AG – Anhui Conch European Warrants Oct 2017 A	2017/09/26	2017/10/04
13027	Credit Suisse AG – BYD European Warrants Oct 2017 A	2017/09/26	2017/10/04
29617	Credit Suisse AG – Ch Comm Cons European Warrants Oct 2017 B	2017/09/26	2017/10/04
16209	Credit Suisse AG – HKEX European Put Warrants Oct 2017 B	2017/09/26	2017/10/04
15811	Credit Suisse AG – HKEX European Warrants Oct 2017 C	2017/09/26	2017/10/04
27428	Credit Suisse AG – Ping An European Warrants Oct 2017 A	2017/09/26	2017/10/04
13021	Credit Suisse AG – WH Group European Warrants Oct 2017 A	2017/09/26	2017/10/04
17162	Goldman Sachs SP (Asia) – A50 China European Wts Oct 2017 B	2017/09/26	2017/10/04
15158	Goldman Sachs SP (Asia) – Galaxy Ent European Wts Oct 2017 A	2017/09/26	2017/10/04
29435	Goldman Sachs SP (Asia) – Tencent European Wt Oct 2017 C	2017/09/26	2017/10/04
27411	Haitong Int'l Sec – China Life European Put Warrants Oct 17A	2017/09/26	2017/10/04
20747	Haitong Int'l Sec – HSBC European Warrants Oct 2017 A	2017/09/26	2017/10/04
28626	Haitong Int'l Sec – Sinopec Corp European Wts Oct 2017 B	2017/09/26	2017/10/04
13796	Haitong Int'l Sec – Tencent European Put Warrants Oct 2017 D	2017/09/26	2017/10/04
14532	HK Bank – AAC Tech European Warrants Oct 2017 C	2017/09/26	2017/10/04
14749	HK Bank – Tencent European Put Warrants Oct 2017 C	2017/09/26	2017/10/04
26541	J P Morgan SP BV – MGM China European Warrants Oct 2017 A	2017/09/26	2017/10/04
14803	J P Morgan SP BV – AAC Acoustic European Warrants Oct 2017 B	2017/09/26	2017/10/04
29495	J P Morgan SP BV – Ch Comm Cons European Warrants Oct 2017 A	2017/09/26	2017/10/04
29090	J P Morgan SP BV – Ch Molybdenum European Warrants Oct 2017A	2017/09/26	2017/10/04
27516	J P Morgan SP BV – Ch Overseas European Put Wts Oct 2017 A	2017/09/26	2017/10/04
17340	J P Morgan SP BV – Ch Railway Cons European Wts Oct 2017 A	2017/09/26	2017/10/04
12171	J P Morgan SP BV – China Cinda European Warrants Oct 2017 A	2017/09/26	2017/10/04
12547	J P Morgan SP BV – China Mob European Put Wts Oct 2017 A	2017/09/26	2017/10/04
14834	J P Morgan SP BV – China Mob European Wts Oct 2017 B	2017/09/26	2017/10/04
27118	J P Morgan SP BV – China Taiping European Wts Oct 2017 A	2017/09/26	2017/10/04
12170	J P Morgan SP BV – China Unicom European Warrants Oct 2017 A	2017/09/26	2017/10/04
12103	J P Morgan SP BV – CKH European Put Warrants Oct 2017 A	2017/09/26	2017/10/04
11254	J P Morgan SP BV – CNOOC European Warrants Oct 2017 A	2017/09/26	2017/10/04
28086	J P Morgan SP BV – Country Garden European Warrants Oct 17 A	2017/09/26	2017/10/04
11612	J P Morgan SP BV – Country Garden European Warrants Oct 17 B	2017/09/26	2017/10/04
27122	J P Morgan SP BV – CPIC European Warrants Oct 2017 A	2017/09/26	2017/10/04
12264	J P Morgan SP BV – Esprit European Wts Oct 2017 A	2017/09/26	2017/10/04
14879	J P Morgan SP BV – Fosun Intl European Warrants Oct 2017 A	2017/09/26	2017/10/04
29957	J P Morgan SP BV – HKEX European Put Wts Oct 2017 A	2017/09/26	2017/10/04
13284	J P Morgan SP BV – HKEX European Put Wts Oct 2017 B	2017/09/26	2017/10/04
13332	J P Morgan SP BV – HKEX European Warrants Oct 2017 C	2017/09/26	2017/10/04
15764	J P Morgan SP BV – HKEX European Warrants Oct 2017 D	2017/09/26	2017/10/04
14469	J P Morgan SP BV – HSBC European Warrants Oct 2017 A	2017/09/26	2017/10/04
13259	J P Morgan SP BV – HSBC European Warrants Oct 2017 B	2017/09/26	2017/10/04
14949	J P Morgan SP BV – ICBC European Warrants Oct 2017 A	2017/09/26	2017/10/04
29091	J P Morgan SP BV – New World Dev European Wts Oct 2017 A	2017/09/26	2017/10/04
11102	J P Morgan SP BV – PetroChina European Warrants Oct 2017 A	2017/09/26	2017/10/04
15168	J P Morgan SP BV – PetroChina European Warrants Oct 2017 B	2017/09/26	2017/10/04
11228	J P Morgan SP BV – PSBC European Warrants Oct 2017 A	2017/09/26	2017/10/04
28410	J P Morgan SP BV – Sands China European Put Wts Oct 2017 B	2017/09/26	2017/10/04
14531	J P Morgan SP BV – Sands China European Warrants Oct 2017 A	2017/09/26	2017/10/04
15166	J P Morgan SP BV – Sinopec Corp European Warrants Oct 2017 B	2017/09/26	2017/10/04
15215	J P Morgan SP BV – Sunny Optical European Warrants Oct 2017A	2017/09/26	2017/10/04
23461	J P Morgan SP BV – Techtronic European Warrants Oct 2017 A	2017/09/26	2017/10/04
29220	J P Morgan SP BV – Tencent European Warrants Oct 2017 C	2017/09/26	2017/10/04
16202	J P Morgan SP BV – Tencent European Warrants Oct 2017 E	2017/09/26	2017/10/04
25684	J P Morgan SP BV – Tracker Fund European Warrants Oct 2017 A	2017/09/26	2017/10/04
11472	J P Morgan SP BV – Wharf European Warrants Oct 2017 A	2017/09/26	2017/10/04
24010	Macquarie Bank Ltd. – China Unicom European Wts Oct 2017 A	2017/09/26	2017/10/04
17137	Macquarie Bank Ltd. – CRRC European Warrants Oct 2017 A	2017/09/26	2017/10/04
22221	Macquarie Bank Ltd. – Esprit European Warrants Oct 2017 A	2017/09/26	2017/10/04
24293	Macquarie Bank Ltd. – GJ Int'l European Warrants Oct17A	2017/09/26	2017/10/04
14252	Macquarie Bank Ltd. – Henderson Land Dev Euro Wts Oct 2017 A	2017/09/26	2017/10/04
23537	Macquarie Bank Ltd. – Lenovo European Warrants Oct 2017 A	2017/09/26	2017/10/04
14867	SG Issuer – CITIC Sec European Warrants Oct 2017 A	2017/09/26	2017/10/04
15727	SG Issuer – HKEX European Warrants Oct 2017 D	2017/09/26	2017/10/04
23547	SGA Societe Generale Acceptance N.V. – BYD Eu Wt Oct 2017 A	2017/09/26	2017/10/04
14606	UBS AG – AAC Tech European Warrants Oct 2017 C	2017/09/26	2017/10/04
16012	UBS AG – BYD European Warrants Oct 2017 A	2017/09/26	2017/10/04
13467	UBS AG – HKEX European Put Warrants Oct 2017 A	2017/09/26	2017/10/04
28047	BNP Paribas Issuance B.V. – A50 China Euro Wts Oct 2017 A	2017/09/27	2017/10/06
15059	BNP Paribas Issuance B.V. – AIA European Wts Oct 2017 A	2017/09/27	2017/10/06
15422	BNP Paribas Issuance B.V. – AIA European Wts Oct 2017 B	2017/09/27	2017/10/06
14243	BNP Paribas Issuance B.V. – Ch Mobile Euro Wts Oct 2017 A	2017/09/27	2017/10/06
28057	BNP Paribas Issuance B.V. – Ch Unicom Euro Wt Oct 2017 A	2017/09/27	2017/10/06
14242	BNP Paribas Issuance B.V. – China Life Euro Wts Oct 2017 A	2017/09/27	2017/10/06

List of expired derivative warrants, 2017 (continued)

Code	Warrant	Last trading date	Delisted date
15103	BNP Paribas Issuance B.V. – China Life Euro Wts Oct 2017 B	2017/09/27	2017/10/06
29295	BNP Paribas Issuance B.V. – China Life Euro Wts Oct 2017 C	2017/09/27	2017/10/06
15260	BNP Paribas Issuance B.V. – CITIC Bank Euro Wts Oct 2017 A	2017/09/27	2017/10/06
15787	BNP Paribas Issuance B.V. – CITIC Euro Warrants Oct 2017 A	2017/09/27	2017/10/06
15051	BNP Paribas Issuance B.V. – CKA European Wts Oct 2017 A	2017/09/27	2017/10/06
15050	BNP Paribas Issuance B.V. – CKH European Wts Oct 2017 A	2017/09/27	2017/10/06
15308	BNP Paribas Issuance B.V. – CNOOC European Wts Oct 2017 A	2017/09/27	2017/10/06
26128	BNP Paribas Issuance B.V. – CNOOC European Wts Oct 2017 B	2017/09/27	2017/10/06
15929	BNP Paribas Issuance B.V. – CNOOC European Wts Oct 2017 C	2017/09/27	2017/10/06
15771	BNP Paribas Issuance B.V. – Esprit European Wts Oct 2017 A	2017/09/27	2017/10/06
15781	BNP Paribas Issuance B.V. – Hang Lung Ppt Eu Wt Oct 2017 A	2017/09/27	2017/10/06
11590	BNP Paribas Issuance B.V. – HS H-SHARE Euro Wts Oct 2017 A	2017/09/27	2017/10/06
15884	BNP Paribas Issuance B.V. – HSBC Euro Put Wts Oct 2017 B	2017/09/27	2017/10/06
15424	BNP Paribas Issuance B.V. – HSBC European Wts Oct 2017 A	2017/09/27	2017/10/06
15774	BNP Paribas Issuance B.V. – KECL European Wts Oct 2017 A	2017/09/27	2017/10/06
15259	BNP Paribas Issuance B.V. – Lenovo European Wts Oct 2017 A	2017/09/27	2017/10/06
14689	BNP Paribas Issuance B.V. – PetroCh Euro Wts Oct 2017 A	2017/09/27	2017/10/06
14241	BNP Paribas Issuance B.V. – Ping An European Wt Oct 2017 A	2017/09/27	2017/10/06
13835	BNP Paribas Issuance B.V. – Sands China Euro Wt Oct 2017 A	2017/09/27	2017/10/06
15261	BNP Paribas Issuance B.V. – Stanchart Euro Wts Oct 2017 A	2017/09/27	2017/10/06
28997	BNP Paribas Issuance B.V. – Sunny Optical Eu Wt Oct 2017 B	2017/09/27	2017/10/06
15782	BNP Paribas Issuance B.V. – Want Want Ch Eu Wts Oct 2017 A	2017/09/27	2017/10/06
15258	BNP Paribas Issuance B.V. – Zijin Mining Eu Wts Oct 2017 A	2017/09/27	2017/10/06
13672	BOCI Asia Ltd. – CKA European Warrants Oct 2017 A	2017/09/27	2017/10/06
16207	Credit Suisse AG – AIA European Warrants Oct 2017 A	2017/09/27	2017/10/06
28851	Credit Suisse AG – AIA European Warrants Oct 2017 B	2017/09/27	2017/10/06
28572	Credit Suisse AG – BOCL European Warrants Oct 2017 A	2017/09/27	2017/10/06
11067	Credit Suisse AG – Cathay Pacific European Warrants Oct 17 A	2017/09/27	2017/10/06
22176	Credit Suisse AG – China Life European Warrants Oct 2017 A	2017/09/27	2017/10/06
16324	Credit Suisse AG – China Mobile European Put Wts Oct 2017 D	2017/09/27	2017/10/06
14208	Credit Suisse AG – China Mobile European Warrants Oct 2017 B	2017/09/27	2017/10/06
16286	Credit Suisse AG – China Mobile European Warrants Oct 2017 C	2017/09/27	2017/10/06
13527	Credit Suisse AG – HKEX European Warrants Oct 2017 A	2017/09/27	2017/10/06
16497	Credit Suisse AG – HKEX European Warrants Oct 2017 D	2017/09/27	2017/10/06
13967	Credit Suisse AG – PetroChina European Warrants Oct 2017 A	2017/09/27	2017/10/06
12594	Credit Suisse AG – Ping An European Put Warrants Oct 2017 B	2017/09/27	2017/10/06
12626	Credit Suisse AG – Sands China European Warrants Oct 2017 A	2017/09/27	2017/10/06
26660	Credit Suisse AG – Tencent Holdings European Wts Oct 2017 B	2017/09/27	2017/10/06
29261	Haitong Int'l Sec – CKH European Warrants Oct 2017 A	2017/09/27	2017/10/06
27939	Haitong Int'l Sec – Tencent European Warrants Oct 2017 A	2017/09/27	2017/10/06
13320	HK Bank – AIA European Put Warrants Oct 2017 A	2017/09/27	2017/10/06
12982	HK Bank – CKA European Warrants Oct 2017 A	2017/09/27	2017/10/06
22782	HK Bank – Geely Auto European Warrants Oct 2017 A	2017/09/27	2017/10/06
15056	J P Morgan SP BV – AIA European Put Warrants Oct 2017 A	2017/09/27	2017/10/06
15035	J P Morgan SP BV – China Vanke European Warrants Oct 2017 A	2017/09/27	2017/10/06
29480	J P Morgan SP BV – Galaxy Ent European Put Wts Oct 2017 A	2017/09/27	2017/10/06
12537	J P Morgan SP BV – Tencent European Put Warrants Oct 2017 D	2017/09/27	2017/10/06
26181	Macquarie Bank Ltd. – A50 China European Warrants Oct 2017 A	2017/09/27	2017/10/06
27505	Macquarie Bank Ltd. – AIA European Warrants Oct 2017 A	2017/09/27	2017/10/06
29082	Macquarie Bank Ltd. – BYD European Warrants Oct 2017 A	2017/09/27	2017/10/06
26800	Macquarie Bank Ltd. – Cathay Pacific European Wts Oct 2017 A	2017/09/27	2017/10/06
13013	Macquarie Bank Ltd. – CC Bank European Warrants Oct 2017 A	2017/09/27	2017/10/06
11907	Macquarie Bank Ltd. – China Life European Wts Oct 2017 A	2017/09/27	2017/10/06
12641	Macquarie Bank Ltd. – China Mobile European Wts Oct 2017 A	2017/09/27	2017/10/06
15382	Macquarie Bank Ltd. – China Mobile European Wts Oct 2017 B	2017/09/27	2017/10/06
15835	Macquarie Bank Ltd. – China Vanke European Wts Oct 2017 A	2017/09/27	2017/10/06
15632	Macquarie Bank Ltd. – CITIC Bank European Wts Oct 2017 A	2017/09/27	2017/10/06
27648	Macquarie Bank Ltd. – CNBM European Warrants Oct 2017 A	2017/09/27	2017/10/06
23234	Macquarie Bank Ltd. – CNOOC European Put Warrants Oct 2017 B	2017/09/27	2017/10/06
14724	Macquarie Bank Ltd. – CNOOC European Warrants Oct 2017 A	2017/09/27	2017/10/06
11370	Macquarie Bank Ltd. – CNOOC European Warrants Oct 2017 C	2017/09/27	2017/10/06
15231	Macquarie Bank Ltd. – Galaxy Ent European Put Wts Oct 2017 A	2017/09/27	2017/10/06
27164	Macquarie Bank Ltd. – Geely Auto European Wts Oct 2017 A	2017/09/27	2017/10/06
13016	Macquarie Bank Ltd. – Geely Auto European Wts Oct 2017 B	2017/09/27	2017/10/06
13321	Macquarie Bank Ltd. – HKEX European Put Warrants Oct 2017 A	2017/09/27	2017/10/06
13322	Macquarie Bank Ltd. – HKEX European Warrants Oct 2017 B	2017/09/27	2017/10/06
13777	Macquarie Bank Ltd. – HKEX European Warrants Oct 2017 C	2017/09/27	2017/10/06
29175	Macquarie Bank Ltd. – HKEX European Warrants Oct 2017 D	2017/09/27	2017/10/06
29256	Macquarie Bank Ltd. – HKEX European Warrants Oct 2017 E	2017/09/27	2017/10/06
11042	Macquarie Bank Ltd. – HKEX European Warrants Oct 2017 F	2017/09/27	2017/10/06
13457	Macquarie Bank Ltd. – HSBC European Warrants Oct 2017 A	2017/09/27	2017/10/06
28846	Macquarie Bank Ltd. – HSBC European Warrants Oct 2017 B	2017/09/27	2017/10/06
29288	Macquarie Bank Ltd. – HSBC European Warrants Oct 2017 C	2017/09/27	2017/10/06
29613	Macquarie Bank Ltd. – ICBC European Warrants Oct 2017 A	2017/09/27	2017/10/06
14388	Macquarie Bank Ltd. – KECL European Warrants Oct 2017 A	2017/09/27	2017/10/06
27074	Macquarie Bank Ltd. – Kingsoft European Warrants Oct 2017 A	2017/09/27	2017/10/06
28842	Macquarie Bank Ltd. – Minsheng Bank European Wts Oct 2017 A	2017/09/27	2017/10/06
15323	Macquarie Bank Ltd. – PetroChina European Wts Oct 2017 A	2017/09/27	2017/10/06
15856	Macquarie Bank Ltd. – PICC Group European Wts Oct 2017 A	2017/09/27	2017/10/06
11461	Macquarie Bank Ltd. – Ping An European Put Warrants Oct 17 B	2017/09/27	2017/10/06
13743	Macquarie Bank Ltd. – Ping An European Warrants Oct 2017 A	2017/09/27	2017/10/06
11917	Macquarie Bank Ltd. – Ping An European Warrants Oct 2017 C	2017/09/27	2017/10/06
21501	Macquarie Bank Ltd. – Sands China European Wts Oct 2017 A	2017/09/27	2017/10/06
21483	Macquarie Bank Ltd. – Sinopec Corp European Wts Oct 2017 A	2017/09/27	2017/10/06
12282	Macquarie Bank Ltd. – Tencent European Put Wts Oct 2017 E	2017/09/27	2017/10/06
28944	Macquarie Bank Ltd. – Tencent European Warrants Oct 2017 A	2017/09/27	2017/10/06
29259	Macquarie Bank Ltd. – Tencent European Warrants Oct 2017 B	2017/09/27	2017/10/06

List of expired derivative warrants, 2017 (continued)

Code	Warrant	Last trading date	Delisted date
29694	Macquarie Bank Ltd. – Tencent European Warrants Oct 2017 C	2017/09/27	2017/10/06
11794	Macquarie Bank Ltd. – Tencent European Warrants Oct 2017 D	2017/09/27	2017/10/06
11842	Macquarie Bank Ltd. – Wynn Macau European Wts Oct 2017 A	2017/09/27	2017/10/06
13701	Macquarie Bank Ltd. – GCL-Poly Energy European Wts Oct 2017 A	2017/09/27	2017/10/06
13504	BOCI Asia Ltd. – Galaxy Ent European Warrants Oct 2017 A	2017/09/28	2017/10/09
13462	Credit Suisse AG – Galaxy Ent European Put Wts Oct 2017 B	2017/09/28	2017/10/09
29618	Credit Suisse AG – Galaxy Ent European Warrants Oct 2017 A	2017/09/28	2017/10/09
14579	Credit Suisse AG – HSBC European Wts Oct 2017 A	2017/09/28	2017/10/09
13576	Credit Suisse AG – Tencent Holdings European Wts Oct 2017 A	2017/09/28	2017/10/09
13377	J P Morgan SP BV – Ping An European Put Warrants Oct 2017 A	2017/09/28	2017/10/09
13148	Macquarie Bank Ltd. – Chi Res Land European Wts Oct 2017 A	2017/09/28	2017/10/09
13426	Macquarie Bank Ltd. – MGM China European Warrants Oct 2017 A	2017/09/28	2017/10/09
14814	SG Issuer – AAC Tech European Warrants Oct 2017 A	2017/09/28	2017/10/09
15122	SG Issuer – AIA European Warrants Oct 2017 A	2017/09/28	2017/10/09
29188	SG Issuer – BOCL European Warrants Oct 2017 A	2017/09/28	2017/10/09
28505	SG Issuer – BOCm European Warrants Oct 2017 A	2017/09/28	2017/10/09
15300	SG Issuer – CCB European Warrants Oct 2017 A	2017/09/28	2017/10/09
27364	SG Issuer – CCCCL European Warrants Oct 2017 A	2017/09/28	2017/10/09
28742	SG Issuer – CGS European Warrants Oct 2017 A	2017/09/28	2017/10/09
13458	SG Issuer – Ch Mob European Warrants Oct 2017 B	2017/09/28	2017/10/09
12204	SG Issuer – China Cinda European Warrants Oct 2017 A	2017/09/28	2017/10/09
26955	SG Issuer – China Life European Put Warrants Oct 2017 C	2017/09/28	2017/10/09
26953	SG Issuer – China Life European Warrants Oct 2017 B	2017/09/28	2017/10/09
11541	SG Issuer – China Overseas European Put Warrants Oct 2017 A	2017/09/28	2017/10/09
28506	SG Issuer – CITIC Bank European Warrants Oct 2017 A	2017/09/28	2017/10/09
13020	SG Issuer – CKH European Warrants Oct 2017 A	2017/09/28	2017/10/09
12489	SG Issuer – CMob European Put Warrants Oct 2017 A	2017/09/28	2017/10/09
11229	SG Issuer – CNOOC European Warrants Oct 2017 A	2017/09/28	2017/10/09
11464	SG Issuer – CRCC European Warrants Oct 2017 A	2017/09/28	2017/10/09
13930	SG Issuer – CSOP A50 ETF European Warrants Oct 2017 A	2017/09/28	2017/10/09
15462	SG Issuer – Evergrande Eu Wt Oct 2017 A	2017/09/28	2017/10/09
13453	SG Issuer – Fosun Intl European Warrants Oct 2017 A	2017/09/28	2017/10/09
12214	SG Issuer – Galaxy Ent European Put Warrants Oct 2017 A	2017/09/28	2017/10/09
14167	SG Issuer – Geely Auto European Warrants Oct 2017 A	2017/09/28	2017/10/09
28392	SG Issuer – Greatwall Motor European Warrants Oct 2017 A	2017/09/28	2017/10/09
12953	SG Issuer – HKEX European Put Warrants Oct 2017 A	2017/09/28	2017/10/09
28462	SG Issuer – HKEX European Put Warrants Oct 2017 C	2017/09/28	2017/10/09
13657	SG Issuer – HKEX European Warrants Oct 2017 B	2017/09/28	2017/10/09
12931	SG Issuer – HSBC European Warrants Oct 2017 A	2017/09/28	2017/10/09
13114	SG Issuer – HSBC European Warrants Oct 2017 B	2017/09/28	2017/10/09
15504	SG Issuer – KECL European Warrants Oct 2017 A	2017/09/28	2017/10/09
28834	SG Issuer – Lenovo European Warrants Oct 2017 B	2017/09/28	2017/10/09
15463	SG Issuer – Li & Fung European Warrants Oct 2017 A	2017/09/28	2017/10/09
13606	SG Issuer – MGM China European Warrants Oct 2017 A	2017/09/28	2017/10/09
15506	SG Issuer – MTRC European Warrants Oct 2017 A	2017/09/28	2017/10/09
11112	SG Issuer – PICC European Warrants Oct 2017 A	2017/09/28	2017/10/09
12650	SG Issuer – Ping An European Put Warrants Oct 2017 B	2017/09/28	2017/10/09
15921	SG Issuer – Ping An European Warrants Oct 2017 C	2017/09/28	2017/10/09
12216	SG Issuer – Sands China European Put Warrants Oct 2017 A	2017/09/28	2017/10/09
27531	SG Issuer – Shenhua European Warrants Oct 2017 A	2017/09/28	2017/10/09
11322	SG Issuer – Stanchart European Warrants Oct 2017 A	2017/09/28	2017/10/09
28618	SG Issuer – Tencent European Put Warrants Oct 2017 E	2017/09/28	2017/10/09
11048	SG Issuer – Tencent European Warrants Oct 2017 A	2017/09/28	2017/10/09
13115	SG Issuer – Tencent European Warrants Oct 2017 C	2017/09/28	2017/10/09
13887	SG Issuer – Tencent European Warrants Oct 2017 D	2017/09/28	2017/10/09
12217	SG Issuer – Tencent European Warrants Oct 2017 F	2017/09/28	2017/10/09
15923	SG Issuer – Tencent European Warrants Oct 2017 G	2017/09/28	2017/10/09
13461	SG Issuer – Wynn European Warrants Oct 2017 A	2017/09/28	2017/10/09
12257	UBS AG – Galaxy Ent European Put Warrants Oct 2017 B	2017/09/28	2017/10/09
19250	Bank of East Asia – HSBC European Warrants Oct 2017 A	2017/09/29	2017/10/10
14009	Credit Suisse AG – AAC Acoustic European Warrants Oct 2017 B	2017/09/29	2017/10/10
12633	Credit Suisse AG – China Mobile European Warrants Oct 2017 A	2017/09/29	2017/10/10
15985	Goldman Sachs SP (Asia) – Ch Overseas European Wts Oct 2017A	2017/09/29	2017/10/10
16294	Goldman Sachs SP (Asia) – China Unicom Euro Wts Oct 2017 B	2017/09/29	2017/10/10
29146	Haitong Int'l Sec – Ch Overseas European Warrants Oct 2017 A	2017/09/29	2017/10/10
15516	Macquarie Bank Ltd. – CGN Power European Warrants Oct 2017 A	2017/09/29	2017/10/10
28494	UBS AG – China Life European Warrants Oct 2017 B	2017/09/29	2017/10/10
12954	Credit Suisse AG – AAC Acoustic European Warrants Oct 2017 A	2017/10/03	2017/10/11
13604	Credit Suisse AG – Lenovo European Warrants Oct 2017 A	2017/10/04	2017/10/12
13605	UBS AG – Ch Comm Cons European Warrants Oct 2017 A	2017/10/04	2017/10/12
29502	UBS AG – Galaxy Ent European Warrants Oct 2017 A	2017/10/04	2017/10/12
13422	UBS AG – SHK Ppt European Put Warrants Oct 2017 B	2017/10/04	2017/10/12
16655	BOCI Asia Ltd. – CC Bank European Warrants Oct 2017 B	2017/10/06	2017/10/13
15509	Credit Suisse AG – Sinopec Corp European Warrants Oct 2017 B	2017/10/06	2017/10/13
12385	Credit Suisse AG – CKH Holdings European Warrants Oct 2017 A	2017/10/09	2017/10/16
13140	J P Morgan SP BV – Tencent European Warrants Oct 2017 A	2017/10/09	2017/10/16
15357	UBS AG – Tencent Holdings European Warrants Oct 2017 C	2017/10/09	2017/10/16
14678	Bank of East Asia – AAC Tech European Warrants Oct 2017 A	2017/10/10	2017/10/17
14551	BOCI Asia Ltd. – Ch Overseas European Warrants Oct 2017 A	2017/10/10	2017/10/17
29268	BOCI Asia Ltd. – China Unicom European Warrants Oct 2017 A	2017/10/10	2017/10/17
13493	BOCI Asia Ltd. – Evergrande European Warrants Oct 2017 A	2017/10/10	2017/10/17
13145	BOCI Asia Ltd. – Tencent Holdings European Wts Oct 2017 A	2017/10/10	2017/10/17
28348	Haitong Int'l Sec – Tencent European Warrants Oct 2017 B	2017/10/10	2017/10/17
13683	UBS AG – AAC Acoustic European Warrants Oct 2017 B	2017/10/10	2017/10/17
11694	UBS AG – ICBC European Warrants Oct 2017 A	2017/10/10	2017/10/17
13524	UBS AG – KECL European Warrants Oct 2017 A	2017/10/10	2017/10/17
13781	UBS AG – Wynn Macau European Put Warrants Oct 2017 A	2017/10/10	2017/10/17

List of expired derivative warrants, 2017 (continued)

Code	Warrant	Last trading date	Delisted date
17992	UBS AG – Galaxy Ent European Warrants Oct 2017 E	2017/10/13	2017/10/20
12876	Bank of East Asia – Tencent Holdings European Wts Oct 2017 A	2017/10/16	2017/10/23
14443	Goldman Sachs SP (Asia) – Ping An European Wts Oct 2017 A	2017/10/16	2017/10/23
26371	UBS AG – SHK Ppt European Warrants Oct 2017 A	2017/10/16	2017/10/23
14552	BOCI Asia Ltd. – China Life European Put Warrants Oct 2017 A	2017/10/17	2017/10/24
14095	BOCI Asia Ltd. – China Mobile European Warrants Oct 2017 A	2017/10/17	2017/10/24
28381	BOCI Asia Ltd. – ICBC European Warrants Oct 2017 A	2017/10/17	2017/10/24
20234	BOCI Asia Ltd. – Link REIT European Warrants Oct 2017 A	2017/10/17	2017/10/24
14691	Credit Suisse AG – AAC Tech European Warrants Oct 2017 C	2017/10/17	2017/10/24
29941	Haitong Int'l Sec – Ping An European Warrants Oct 2017 B	2017/10/17	2017/10/24
14529	HK Bank – AAC Tech European Warrants Oct 2017 B	2017/10/17	2017/10/24
16311	HK Bank – Galaxy Ent European Warrants Oct 2017 B	2017/10/17	2017/10/24
15559	HK Bank – Sands China European Warrants Oct 2017 B	2017/10/17	2017/10/24
14028	J P Morgan SP BV – AAC Acoustic European Warrants Oct 2017 A	2017/10/17	2017/10/24
19704	UBS AG – CGN Power European Warrants Oct 2017 A	2017/10/17	2017/10/24
24919	UBS AG – China Life European Warrants Oct 2017 A	2017/10/17	2017/10/24
21963	UBS AG – China Unicom European Warrants Oct 2017 A	2017/10/17	2017/10/24
28541	UBS AG – Tencent Holdings European Warrants Oct 2017 A	2017/10/17	2017/10/24
13469	BOCI Asia Ltd. – CC Bank European Warrants Oct 2017 A	2017/10/18	2017/10/25
15539	BOCI Asia Ltd. – PetroChina European Warrants Oct 2017 A	2017/10/18	2017/10/25
12154	BOCI Asia Ltd. – Tencent Holdings European Put Wts Oct 2017 C	2017/10/18	2017/10/25
16552	Credit Suisse AG – CC Bank European Warrants Oct 2017 A	2017/10/18	2017/10/25
14375	Goldman Sachs SP (Asia) – CC Bank European Wts Oct 2017 A	2017/10/18	2017/10/25
15254	Goldman Sachs SP (Asia) – CNOOC European Warrants Oct 2017 A	2017/10/18	2017/10/25
14976	Goldman Sachs SP (Asia) – ICBC European Warrants Oct 2017 B	2017/10/18	2017/10/25
14434	Goldman Sachs SP (Asia) – Tencent European Put Wt Oct 2017 A	2017/10/18	2017/10/25
28630	Haitong Int'l Sec – China Railway European Warrants Oct 17 A	2017/10/18	2017/10/25
16063	HK Bank – AIA European Warrants Oct 2017 B	2017/10/18	2017/10/25
13998	HK Bank – China Shenhua European Warrants Oct 2017 A	2017/10/18	2017/10/25
14160	HK Bank – Tencent European Put Warrants Oct 2017 A	2017/10/18	2017/10/25
27007	SG Issuer – Ping An European Warrants Dec 2017 A	2017/10/24	2017/10/25
14957	SG Issuer – Tencent European Warrants Dec 2017 B	2017/10/24	2017/10/25
11888	UBS AG – Agricultural Bank European Warrants Oct 2017 A	2017/10/18	2017/10/25
15021	UBS AG – CC Bank European Warrants Oct 2017 A	2017/10/18	2017/10/25
16382	UBS AG – ICBC European Warrants Oct 2017 C	2017/10/18	2017/10/25
16178	UBS AG – Sinopec Corp European Warrants Oct 2017 A	2017/10/18	2017/10/25
28970	UBS AG – SMIC European Warrants Oct 2017 A	2017/10/18	2017/10/25
15264	UBS AG – Tencent Holdings European Put Warrants Oct 2017 B	2017/10/18	2017/10/25
15043	BOCI Asia Ltd. – Ch Comm Cons European Warrants Oct 2017 A	2017/10/20	2017/10/27
16651	BOCI Asia Ltd. – China Mobile European Warrants Oct 2017 B	2017/10/20	2017/10/27
21347	BOCI Asia Ltd. – China Shenhua European Warrants Oct 2017 A	2017/10/20	2017/10/27
20114	BOCI Asia Ltd. – CITIC European Warrants Oct 2017 A	2017/10/20	2017/10/27
12156	BOCI Asia Ltd. – Kingsoft European Warrants Oct 2017 A	2017/10/20	2017/10/27
14563	BOCI Asia Ltd. – Sinopec Corp European Warrants Oct 2017 A	2017/10/20	2017/10/27
16210	BOCI Asia Ltd. – Tencent Holdings European Wts Oct 2017 G	2017/10/20	2017/10/27
15848	BOCI Asia Ltd. – Tencent Holdings European Put Wts Oct 2017 F	2017/10/20	2017/10/27
16577	Credit Suisse AG – HSBC European Wts Oct 2017 B	2017/10/20	2017/10/27
14919	Credit Suisse AG – Ping An European Warrants Oct 2017 C	2017/10/20	2017/10/27
16128	Credit Suisse AG – Tencent Holdings European Wts Oct 2017 G	2017/10/20	2017/10/27
16888	Goldman Sachs SP (Asia) – CC Bank Euro Put Wts Oct 2017 B	2017/10/20	2017/10/27
14426	Goldman Sachs SP (Asia) – Ch Comm Cons Euro Wts Oct 2017 A	2017/10/20	2017/10/27
15621	Goldman Sachs SP (Asia) – China Life Euro Wts Oct 2017 A	2017/10/20	2017/10/27
15515	Goldman Sachs SP (Asia) – China Mobile Euro Wts Oct 2017 A	2017/10/20	2017/10/27
28050	Goldman Sachs SP (Asia) – CITIC European Warrants Oct 2017 A	2017/10/20	2017/10/27
17928	Goldman Sachs SP (Asia) – Galaxy Ent European Wts Oct 2017 C	2017/10/20	2017/10/27
17004	Goldman Sachs SP (Asia) – HKEX European Warrants Oct 2017 B	2017/10/20	2017/10/27
15827	Goldman Sachs SP (Asia) – HSBC European Put Wts Oct 2017 B	2017/10/20	2017/10/27
15775	Goldman Sachs SP (Asia) – HSBC European Warrants Oct 2017 A	2017/10/20	2017/10/27
17769	Goldman Sachs SP (Asia) – HSBC European Warrants Oct 2017 C	2017/10/20	2017/10/27
15674	Goldman Sachs SP (Asia) – PetroChina European Wts Oct 2017 A	2017/10/20	2017/10/27
14875	Goldman Sachs SP (Asia) – Ping An European Wts Oct 2017 B	2017/10/20	2017/10/27
15353	Goldman Sachs SP (Asia) – Tencent European Put Wt Oct 2017 E	2017/10/20	2017/10/27
15826	Goldman Sachs SP (Asia) – Tencent European Wt Oct 2017 G	2017/10/20	2017/10/27
29309	Haitong Int'l Sec – China Shenhua European Warrants Oct 17 A	2017/10/20	2017/10/27
14475	Haitong Int'l Sec – Galaxy Ent European Warrants Oct 2017 A	2017/10/20	2017/10/27
13483	Haitong Int'l Sec – Tencent European Put Warrants Oct 2017 C	2017/10/20	2017/10/27
13801	HK Bank – Ch Comm Cons European Warrants Oct 2017 A	2017/10/20	2017/10/27
16236	HK Bank – Tencent European Warrants Oct 2017 E	2017/10/20	2017/10/27
18045	J P Morgan SP BV – Sands China European Warrants Oct 2017 C	2017/10/26	2017/10/27
15332	UBS AG – China Mobile European Warrants Oct 2017 A	2017/10/20	2017/10/27
16470	UBS AG – Galaxy Ent European Put Warrants Oct 2017 D	2017/10/20	2017/10/27
23511	UBS AG – HKEX European Warrants Oct 2017 B	2017/10/20	2017/10/27
12836	UBS AG – ICBC European Warrants Oct 2017 B	2017/10/20	2017/10/27
11678	UBS AG – Kingsoft European Warrants Oct 2017 A	2017/10/20	2017/10/27
15333	UBS AG – PetroChina European Warrants Oct 2017 A	2017/10/20	2017/10/27
15698	UBS AG – Ping An European Warrants Oct 2017 A	2017/10/20	2017/10/27
16015	UBS AG – Tencent Holdings European Warrants Oct 2017 F	2017/10/20	2017/10/27
14508	Bank of East Asia – ZTE European Warrants Oct 2017 A	2017/10/23	2017/10/30
15540	BOCI Asia Ltd. – AIA European Warrants Oct 2017 B	2017/10/23	2017/10/30
16657	BOCI Asia Ltd. – CC Bank European Put Warrants Oct 2017 C	2017/10/23	2017/10/30
18254	BOCI Asia Ltd. – Haitong Sec European Warrants Oct 2017 A	2017/10/23	2017/10/30
27006	BOCI Asia Ltd. – Ping An European Warrants Oct 2017 A	2017/10/23	2017/10/30
14733	BOCI Asia Ltd. – Tencent Holdings European Wts Oct 2017 E	2017/10/23	2017/10/30
14726	Credit Suisse AG – Tencent Holdings European Wts Oct 2017 E	2017/10/23	2017/10/30
15149	Goldman Sachs SP (Asia) – AIA European Warrants Oct 2017 A	2017/10/23	2017/10/30
15947	Goldman Sachs SP (Asia) – China Life Euro Wts Oct 2017 B	2017/10/23	2017/10/30
28036	Goldman Sachs SP (Asia) – CSOP A50 ETF Euro Wts Oct 2017 A	2017/10/23	2017/10/30

List of expired derivative warrants, 2017 (continued)

Code	Warrant	Last trading date	Delisted date
16397	Goldman Sachs SP (Asia) – CSOP A50 ETF Euro Wts Oct 2017 C	2017/10/23	2017/10/30
16808	Goldman Sachs SP (Asia) – Galaxy Ent European Wts Oct 2017 B	2017/10/23	2017/10/30
16155	Goldman Sachs SP (Asia) – Haitong Sec Euro Wts Oct 2017 A	2017/10/23	2017/10/30
11522	Goldman Sachs SP (Asia) – HKEX European Warrants Oct 2017 A	2017/10/23	2017/10/30
16553	Goldman Sachs SP (Asia) – ICBC European Warrants Oct 2017 C	2017/10/23	2017/10/30
25495	Goldman Sachs SP (Asia) – Sands China Euro Wts Oct 2017 A	2017/10/23	2017/10/30
26162	Goldman Sachs SP (Asia) – SHK Ppt European Wts Oct 2017 A	2017/10/23	2017/10/30
15664	Goldman Sachs SP (Asia) – Tencent European Put Wt Oct 2017 F	2017/10/23	2017/10/30
14716	Goldman Sachs SP (Asia) – Tencent European Wt Oct 2017 D	2017/10/23	2017/10/30
17926	Haitong Int'l Sec – Anhui Conch European Warrants Oct 2017 A	2017/10/23	2017/10/30
28899	Haitong Int'l Sec – Kingsoft European Warrants Oct 2017 A	2017/10/23	2017/10/30
28365	Haitong Int'l Sec – Ping An European Warrants Oct 2017 A	2017/10/23	2017/10/30
16111	HK Bank – A50 China European Warrants Oct 2017 A	2017/10/23	2017/10/30
12989	HK Bank – China Life European Warrants Oct 2017 C	2017/10/23	2017/10/30
16312	HK Bank – CSOP A50 ETF European Warrants Oct 2017 B	2017/10/23	2017/10/30
16666	HK Bank – Galaxy Ent European Warrants Oct 2017 C	2017/10/23	2017/10/30
19040	HK Bank – Tencent European Warrants Oct 2017 B	2017/10/23	2017/10/30
14908	HK Bank – Tencent European Warrants Oct 2017 D	2017/10/23	2017/10/30
14047	J P Morgan SP BV – China Life European Warrants Nov 2017 B	2017/10/27	2017/10/30
14366	Standard Chartered Bank – SHK P European Warrants Oct 2017 A	2017/10/23	2017/10/30
15078	UBS AG – AIA European Warrants Oct 2017 A	2017/10/23	2017/10/30
16469	UBS AG – CC Bank European Put Warrants Oct 2017 B	2017/10/23	2017/10/30
15945	UBS AG – China Life European Warrants Oct 2017 C	2017/10/23	2017/10/30
16441	UBS AG – Galaxy Ent European Warrants Oct 2017 C	2017/10/23	2017/10/30
14940	UBS AG – Tencent Holdings European Warrants Oct 2017 E	2017/10/23	2017/10/30
15374	BNP Paribas Issuance B.V. – HSI Euro Put Wts Oct 2017 B	2017/10/24	2017/10/31
13310	BNP Paribas Issuance B.V. – HSI European Wts Oct 2017 A	2017/10/24	2017/10/31
28903	BOCI Asia Ltd. – AIA European Warrants Oct 2017 A	2017/10/24	2017/10/31
20121	BOCI Asia Ltd. – Chi Res Land European Warrants Oct 2017 A	2017/10/24	2017/10/31
20120	BOCI Asia Ltd. – China Tel European Warrants Oct 2017 A	2017/10/24	2017/10/31
29646	BOCI Asia Ltd. – HSI European Put Warrants Oct 2017 A	2017/10/24	2017/10/31
14743	BOCI Asia Ltd. – HSI European Warrants Oct 2017 B	2017/10/24	2017/10/31
16780	BOCI Asia Ltd. – Lenovo European Warrants Oct 2017 A	2017/10/24	2017/10/31
13011	BOCI Asia Ltd. – Ping An European Put Warrants Oct 2017 B	2017/10/24	2017/10/31
27834	BOCI Asia Ltd. – Sands China European Warrants Oct 2017 A	2017/10/24	2017/10/31
26515	BOCI Asia Ltd. – Tencent Holdings European Put Wts Oct 2017 B	2017/10/24	2017/10/31
13855	Credit Suisse AG – Ch Comm Cons European Warrants Oct 2017 A	2017/10/24	2017/10/31
24793	Credit Suisse AG – ChiUnicom European Warrants Oct 2017 A	2017/10/24	2017/10/31
13975	Credit Suisse AG – CKA European Warrants Oct 2017 A	2017/10/24	2017/10/31
14631	Goldman Sachs SP (Asia) – A50 China European Wts Oct 2017 A	2017/10/24	2017/10/31
19418	Goldman Sachs SP (Asia) – China Unicom Euro Wts Oct 2017 A	2017/10/24	2017/10/31
16555	Goldman Sachs SP (Asia) – CITIC European Warrants Oct 2017 B	2017/10/24	2017/10/31
16146	Goldman Sachs SP (Asia) – CKH European Wts Oct 2017 A	2017/10/24	2017/10/31
14624	Goldman Sachs SP (Asia) – CSOP A50 ETF Euro Wts Oct 2017 B	2017/10/24	2017/10/31
26640	Goldman Sachs SP (Asia) – HKEX European Warrants Oct 2017 C	2017/10/24	2017/10/31
11492	Goldman Sachs SP (Asia) – HSI European Put Wts Oct 2017 A	2017/10/24	2017/10/31
14282	Goldman Sachs SP (Asia) – HSI European Warrants Oct 2017 B	2017/10/24	2017/10/31
11900	Goldman Sachs SP (Asia) – ICBC European Warrants Oct 2017 A	2017/10/24	2017/10/31
16101	Goldman Sachs SP (Asia) – Kingsoft European Wts Oct 2017 A	2017/10/24	2017/10/31
28958	Haitong Int'l Sec – AIA European Warrants Oct 2017 A	2017/10/24	2017/10/31
24148	Haitong Int'l Sec – Ali Pictures European Warrants Oct 2017 A	2017/10/24	2017/10/31
28886	Haitong Int'l Sec – BEA European Warrants Oct 2017 A	2017/10/24	2017/10/31
14933	Haitong Int'l Sec – BYD European Put Warrants Oct 2017 A	2017/10/24	2017/10/31
26780	Haitong Int'l Sec – Ch Comm Cons European Warrants Oct 2017 A	2017/10/24	2017/10/31
11991	Haitong Int'l Sec – Haier Elec European Warrants Oct 2017 A	2017/10/24	2017/10/31
24371	Haitong Int'l Sec – Haitong Sec European Warrants Oct 2017 A	2017/10/24	2017/10/31
15899	Haitong Int'l Sec – Tencent European Put Warrants Oct 2017 E	2017/10/24	2017/10/31
11992	Haitong Int'l Sec – Zhaojin Mining European Warrants Oct 17A	2017/10/24	2017/10/31
13156	HK Bank – China Life European Warrants Oct 2017 A	2017/10/24	2017/10/31
15638	HK Bank – China Life European Warrants Oct 2017 B	2017/10/24	2017/10/31
27138	HK Bank – China Railway European Warrants Oct 2017 A	2017/10/24	2017/10/31
26657	HK Bank – CSOP A50 ETF European Warrants Oct 2017 A	2017/10/24	2017/10/31
29385	HK Bank – HSI European Put Warrants Oct 2017 A	2017/10/24	2017/10/31
14175	HK Bank – HSI European Warrants Oct 2017 B	2017/10/24	2017/10/31
16566	HK Bank – ICBC European Warrants Oct 2017 A	2017/10/24	2017/10/31
15956	J P Morgan SP BV – China Mob European Wts Oct 2017 C	2017/10/24	2017/10/31
27546	J P Morgan SP BV – HSI European Put Warrants Oct 2017 A	2017/10/24	2017/10/31
11108	J P Morgan SP BV – HSI European Put Warrants Oct 2017 C	2017/10/24	2017/10/31
11244	J P Morgan SP BV – HSI European Warrants Oct 2017 D	2017/10/24	2017/10/31
28135	SG Issuer – HSI European Put Warrants Oct 2017 B	2017/10/24	2017/10/31
15672	SG Issuer – HSI European Warrants Oct 2017 A	2017/10/24	2017/10/31
22405	Standard Chartered Bank – CGN Power European Warrants Oct 17A	2017/10/24	2017/10/31
13421	UBS AG – AAC Acoustic European Warrants Oct 2017 A	2017/10/24	2017/10/31
28250	UBS AG – BEA European Warrants Oct 2017 A	2017/10/24	2017/10/31
14756	UBS AG – China Railway European Warrants Oct 2017 A	2017/10/24	2017/10/31
16580	UBS AG – HSI European Warrants Oct 2017 A	2017/10/24	2017/10/31
15684	UBS AG – Minsheng Bank European Warrants Oct 2017 A	2017/10/24	2017/10/31
26353	BOCI Asia Ltd. – CSOP A50 ETF European Warrants Oct 2017 A	2017/10/25	2017/11/01
13669	BOCI Asia Ltd. – Kingsoft European Warrants Oct 2017 B	2017/10/25	2017/11/01
12434	BOCI Asia Ltd. – Tencent Holdings European Wts Oct 2017 D	2017/10/25	2017/11/01
29240	Credit Suisse AG – AIA European Warrants Oct 2017 C	2017/10/25	2017/11/01
14222	Credit Suisse AG – China Shenhua European Wts Oct 2017 A	2017/10/25	2017/11/01
16292	Credit Suisse AG – Haitong Sec European Warrants Oct 2017 A	2017/10/25	2017/11/01
16936	Credit Suisse AG – HKEX European Warrants Oct 2017 E	2017/10/25	2017/11/01
26308	Credit Suisse AG – HKEX European Warrants Oct 2017 F	2017/10/25	2017/11/01
17602	Credit Suisse AG – HSBC European Wts Oct 2017 C	2017/10/25	2017/11/01
27444	Credit Suisse AG – ICBC European Warrants Oct 2017 A	2017/10/25	2017/11/01

List of expired derivative warrants, 2017 (continued)

Code	Warrant	Last trading date	Delisted date
14690	Credit Suisse AG – Link REIT European Warrants Oct 2017 A	2017/10/25	2017/11/01
13539	Credit Suisse AG – Sinopec Corp European Warrants Oct 2017 A	2017/10/25	2017/11/01
22757	Credit Suisse AG – SMIC European Warrants Oct 2017 A	2017/10/25	2017/11/01
28762	Credit Suisse AG – Tencent Holdings Euro Put Wts Oct 2017 C	2017/10/25	2017/11/01
15401	Credit Suisse AG – Tencent Holdings Euro Put Wts Oct 2017 F	2017/10/25	2017/11/01
12916	Credit Suisse AG – Tencent Holdings European Wts Oct 2017 D	2017/10/25	2017/11/01
14248	Credit Suisse AG – ZTE European Warrants Oct 2017 A	2017/10/25	2017/11/01
28920	Goldman Sachs SP (Asia) – Tencent European Wt Oct 2017 B	2017/10/25	2017/11/01
16806	Haitong Int'l Sec – China Mobile European Warrants Oct 2017A	2017/10/25	2017/11/01
12935	Haitong Int'l Sec – Sinopec Corp European Wts Oct 2017 A	2017/10/25	2017/11/01
14521	HK Bank – AAC Tech European Warrants Oct 2017 A	2017/10/25	2017/11/01
28727	HK Bank – Agricultural Bank European Warrants Oct 2017 A	2017/10/25	2017/11/01
14173	HK Bank – China Mobile European Warrants Oct 2017 A	2017/10/25	2017/11/01
22432	HK Bank – China Unicom European Warrants Oct 2017 A	2017/10/25	2017/11/01
13793	HK Bank – CITIC Bank European Warrants Oct 2017 A	2017/10/25	2017/11/01
13677	HK Bank – CNOOC European Warrants Oct 2017 A	2017/10/25	2017/11/01
13440	HK Bank – Evergrande European Warrants Oct 2017 A	2017/10/25	2017/11/01
13679	HK Bank – Foxconn European Warrants Oct 2017 A	2017/10/25	2017/11/01
12984	HK Bank – Galaxy Ent European Warrants Oct 2017 A	2017/10/25	2017/11/01
25456	HK Bank – Geely Auto European Warrants Oct 2017 B	2017/10/25	2017/11/01
27195	HK Bank – Haitong Sec European Warrants Oct 2017 A	2017/10/25	2017/11/01
13154	HK Bank – Kingsoft European Warrants Oct 2017 A	2017/10/25	2017/11/01
14406	HK Bank – PetroChina European Warrants Oct 2017 A	2017/10/25	2017/11/01
14166	HK Bank – Ping An European Warrants Oct 2017 A	2017/10/25	2017/11/01
15209	HK Bank – Ping An European Warrants Oct 2017 B	2017/10/25	2017/11/01
13441	HK Bank – Sands China European Warrants Oct 2017 A	2017/10/25	2017/11/01
26602	HK Bank – SHK Ppt European Warrants Oct 2017 A	2017/10/25	2017/11/01
15126	J P Morgan SP BV – AIA European Warrants Oct 2017 B	2017/10/25	2017/11/01
26433	J P Morgan SP BV – Anhui Conch European Warrants Oct 2017 A	2017/10/25	2017/11/01
28536	J P Morgan SP BV – CC Bank European Wts Oct 2017 A	2017/10/25	2017/11/01
20013	J P Morgan SP BV – Ch LongYuan European Warrants Oct 2017 A	2017/10/25	2017/11/01
28933	J P Morgan SP BV – China Life European Warrants Oct 2017 A	2017/10/25	2017/11/01
24989	J P Morgan SP BV – China Railway European Wts Oct 2017 A	2017/10/25	2017/11/01
25168	J P Morgan SP BV – Foxconn European Warrants Oct 2017 A	2017/10/25	2017/11/01
13658	J P Morgan SP BV – Sinopec Corp Eu Put Wt Oct 2017 A	2017/10/25	2017/11/01
14635	J P Morgan SP BV – Sunny Optical European Warrants Nov 2017A	2017/10/31	2017/11/01
13384	J P Morgan SP BV – Tencent European Put Warrants Oct 2017 B	2017/10/25	2017/11/01
16579	UBS AG – AIA European Put Warrants Oct 2017 B	2017/10/25	2017/11/01
14338	UBS AG – Tencent Holdings European Warrants Oct 2017 D	2017/10/25	2017/11/01
16659	BOCI Asia Ltd. – Sunny Optical European Warrants Nov 2017 A	2017/10/26	2017/11/02
16078	BOCI Asia Ltd. – Tencent Holdings European Wts Nov 2017 C	2017/10/26	2017/11/02
17163	Goldman Sachs SP (Asia) – A50 China European Wts Nov 2017 B	2017/10/26	2017/11/02
26522	HK Bank – SMIC European Warrants Nov 2017 A	2017/10/26	2017/11/02
13230	J P Morgan SP BV – China Life European Warrants Nov 2017 A	2017/10/26	2017/11/02
16731	J P Morgan SP BV – China Mob European Wts Nov 2017 B	2017/10/26	2017/11/02
11088	J P Morgan SP BV – China Tel European Warrants Nov 2017 A	2017/10/26	2017/11/02
29465	J P Morgan SP BV – Galaxy Ent European Warrants Nov 2017 A	2017/10/26	2017/11/02
16491	J P Morgan SP BV – HKEX European Warrants Nov 2017 A	2017/10/26	2017/11/02
12814	J P Morgan SP BV – ICBC European Warrants Nov 2017 A	2017/10/26	2017/11/02
13987	J P Morgan SP BV – KECL European Warrants Nov 2017 A	2017/10/26	2017/11/02
15821	J P Morgan SP BV – Ping An European Put Warrants Nov 2017 B	2017/10/26	2017/11/02
27116	J P Morgan SP BV – Ping An European Warrants Nov 2017 A	2017/10/26	2017/11/02
14454	J P Morgan SP BV – Stanchart European Warrants Nov 2017 A	2017/10/26	2017/11/02
15816	J P Morgan SP BV – Tencent European Put Warrants Nov 2017 E	2017/10/26	2017/11/02
14722	J P Morgan SP BV – Tencent European Warrants Nov 2017 C	2017/10/26	2017/11/02
16138	J P Morgan SP BV – Tencent European Warrants Nov 2017 F	2017/10/26	2017/11/02
18403	J P Morgan SP BV – Tencent European Warrants Nov 2017 H	2017/10/26	2017/11/02
13827	SGA Societe Generale Acceptance N.V. – CITIC Euro Wt Nov17A	2017/10/26	2017/11/02
18905	SGA Societe Generale Acceptance N.V. – CRail Eu Wt Nov 2017A	2017/10/26	2017/11/02
21966	SGA Societe Generale Acceptance N.V. – Ping An Eu Wt Nov 17 A	2017/10/26	2017/11/02
20425	BNP Paribas Issuance B.V. – China Life Euro Wts Nov 2017 A	2017/10/27	2017/11/03
28746	BNP Paribas Issuance B.V. – CITIC Euro Warrants Nov 2017 A	2017/10/27	2017/11/03
28908	BNP Paribas Issuance B.V. – CSOP A50 ETF Eu Wts Nov 2017 A	2017/10/27	2017/11/03
14772	BNP Paribas Issuance B.V. – Greatwall Motor Eu Wt Nov 17 A	2017/10/27	2017/11/03
15997	BNP Paribas Issuance B.V. – Meitu European Warrants Nov17A	2017/10/27	2017/11/03
15803	BNP Paribas Issuance B.V. – Ping An European Wt Nov 2017 A	2017/10/27	2017/11/03
13558	BNP Paribas Issuance B.V. – Sinopec Corp Eu Wts Nov 2017 A	2017/10/27	2017/11/03
13893	BNP Paribas Issuance B.V. – Tencent Eu Put Wt Nov 2017 A	2017/10/27	2017/11/03
15718	BOCI Asia Ltd. – Ping An European Warrants Nov 2017 B	2017/10/27	2017/11/03
14829	Credit Suisse AG – China Mobile European Warrants Nov 2017 C	2017/10/27	2017/11/03
16439	Credit Suisse AG – Galaxy Ent European Warrants Nov 2017 A	2017/10/27	2017/11/03
28581	Credit Suisse AG – ICBC European Warrants Nov 2017 A	2017/10/27	2017/11/03
15877	Credit Suisse AG – Lenovo European Warrants Nov 2017 A	2017/10/27	2017/11/03
15406	Credit Suisse AG – PetroChina European Warrants Nov 2017 A	2017/10/27	2017/11/03
14833	Credit Suisse AG – Stanchart European Warrants Nov 2017 A	2017/10/27	2017/11/03
14232	Credit Suisse AG – Yanzhou Coal European Warrants Nov 2017 A	2017/10/27	2017/11/03
15786	Haitong Int'l Sec – IGG European Warrants Nov 2017 A	2017/10/27	2017/11/03
15789	Haitong Int'l Sec – Meitu European Warrants Nov 2017 A	2017/10/27	2017/11/03
14102	Haitong Int'l Sec – Sinopec Corp European Wts Nov 2017 A	2017/10/27	2017/11/03
24241	J P Morgan SP BV – Ch Comm Cons European Warrants Nov 2017 A	2017/10/27	2017/11/03
12550	J P Morgan SP BV – China Mob European Wts Nov 2017 A	2017/10/27	2017/11/03
14123	J P Morgan SP BV – China Shenhua European Wts Nov 2017 A	2017/10/27	2017/11/03
13370	J P Morgan SP BV – Galaxy Ent European Put Wts Nov 2017 B	2017/10/27	2017/11/03
16905	J P Morgan SP BV – Haitong Sec European Warrants Nov 2017 A	2017/10/27	2017/11/03
15167	J P Morgan SP BV – HSBC European Warrants Nov 2017 A	2017/10/27	2017/11/03
27291	J P Morgan SP BV – Kingsoft European Warrants Nov 2017 A	2017/10/27	2017/11/03
14636	J P Morgan SP BV – Link REIT European Warrants Nov 2017 A	2017/10/27	2017/11/03

List of expired derivative warrants, 2017 (continued)

Code	Warrant	Last trading date	Delisted date
15523	J P Morgan SP BV – PetroChina European Warrants Nov 2017 A	2017/10/27	2017/11/03
14370	J P Morgan SP BV – Tencent European Put Warrants Nov 2017 B	2017/10/27	2017/11/03
14840	J P Morgan SP BV – Tencent European Warrants Nov 2017 D	2017/10/27	2017/11/03
13125	Macquarie Bank Ltd. – AIA European Warrants Nov 2017 A	2017/10/27	2017/11/03
14001	Macquarie Bank Ltd. – BOCHK European Warrants Nov 2017 A	2017/10/27	2017/11/03
13014	Macquarie Bank Ltd. – CC Bank European Put Wts Nov 2017 A	2017/10/27	2017/11/03
13884	Macquarie Bank Ltd. – China Life European Wts Nov 2017 A	2017/10/27	2017/11/03
12856	Macquarie Bank Ltd. – China Overseas European Wts Nov 2017 A	2017/10/27	2017/11/03
11763	Macquarie Bank Ltd. – China Shenhua European Wts Nov 2017 A	2017/10/27	2017/11/03
29039	Macquarie Bank Ltd. – China Taiping European Wts Nov 2017 A	2017/10/27	2017/11/03
14121	Macquarie Bank Ltd. – China Tel European Warrants Nov 2017 A	2017/10/27	2017/11/03
26369	Macquarie Bank Ltd. – CITIC European Warrants Nov 2017 A	2017/10/27	2017/11/03
22827	Macquarie Bank Ltd. – CKH European Warrants Nov 2017 A	2017/10/27	2017/11/03
14040	Macquarie Bank Ltd. – CNOOC European Warrants Nov 2017 A	2017/10/27	2017/11/03
11820	Macquarie Bank Ltd. – GAC European Wts Nov 2017 A	2017/10/27	2017/11/03
15228	Macquarie Bank Ltd. – Galaxy Ent European Wts Nov 2017 A	2017/10/27	2017/11/03
14430	Macquarie Bank Ltd. – HKEX European Put Warrants Nov 2017 D	2017/10/27	2017/11/03
13602	Macquarie Bank Ltd. – HKEX European Warrants Nov 2017 A	2017/10/27	2017/11/03
14182	Macquarie Bank Ltd. – HKEX European Warrants Nov 2017 B	2017/10/27	2017/11/03
14325	Macquarie Bank Ltd. – HKEX European Warrants Nov 2017 C	2017/10/27	2017/11/03
13442	Macquarie Bank Ltd. – HSBC European Put Warrants Nov 2017 C	2017/10/27	2017/11/03
14111	Macquarie Bank Ltd. – HSBC European Warrants Nov 2017 A	2017/10/27	2017/11/03
11809	Macquarie Bank Ltd. – HSBC European Warrants Nov 2017 B	2017/10/27	2017/11/03
28708	Macquarie Bank Ltd. – ICBC European Warrants Nov 2017 A	2017/10/27	2017/11/03
13051	Macquarie Bank Ltd. – Kingsoft European Warrants Nov 2017 A	2017/10/27	2017/11/03
11290	Macquarie Bank Ltd. – Lenovo European Warrants Nov 2017 A	2017/10/27	2017/11/03
13456	Macquarie Bank Ltd. – PetroChina European Put Wts Nov 2017 B	2017/10/27	2017/11/03
12965	Macquarie Bank Ltd. – PetroChina European Wts Nov 2017 A	2017/10/27	2017/11/03
14974	Macquarie Bank Ltd. – Ping An European Warrants Nov 2017 A	2017/10/27	2017/11/03
15006	Macquarie Bank Ltd. – PWR Assets European Wts Nov 2017 A	2017/10/27	2017/11/03
13737	Macquarie Bank Ltd. – Tencent European Put Wts Nov 2017 B	2017/10/27	2017/11/03
14729	Macquarie Bank Ltd. – Tencent European Put Wts Nov 2017 G	2017/10/27	2017/11/03
13486	Macquarie Bank Ltd. – Tencent European Warrants Nov 2017 A	2017/10/27	2017/11/03
13886	Macquarie Bank Ltd. – Tencent European Warrants Nov 2017 C	2017/10/27	2017/11/03
14417	Macquarie Bank Ltd. – Tencent European Warrants Nov 2017 D	2017/10/27	2017/11/03
14577	Macquarie Bank Ltd. – Tencent European Warrants Nov 2017 E	2017/10/27	2017/11/03
14684	Macquarie Bank Ltd. – Tencent European Warrants Nov 2017 F	2017/10/27	2017/11/03
14216	Macquarie Bank Ltd. – ZTE European Warrants Nov 2017 A	2017/10/27	2017/11/03
17453	UBS AG – HSBC European Warrants Nov 2017 D	2017/10/27	2017/11/03
17905	UBS AG – HSBC European Warrants Nov 2017 F	2017/10/27	2017/11/03
14351	UBS AG – Kingsoft European Warrants Nov 2017 A	2017/10/27	2017/11/03
13685	BOCI Asia Ltd. – China Life European Warrants Nov 2017 A	2017/10/30	2017/11/06
12584	Credit Suisse AG – Tencent Holdings Euro Put Wts Nov 2017 A	2017/10/30	2017/11/06
23828	J P Morgan SP BV – Ali Pictures European Warrants Nov 2017 A	2017/10/30	2017/11/06
28785	J P Morgan SP BV – CC Bank European Put Wts Nov 2017 A	2017/10/30	2017/11/06
13665	J P Morgan SP BV – Lenovo European Warrants Nov 2017 A	2017/10/30	2017/11/06
26940	J P Morgan SP BV – Tencent European Put Warrants Nov 2017 A	2017/10/30	2017/11/06
14101	Macquarie Bank Ltd. – CSOP A50 ETF European Wts Nov 2017 A	2017/10/30	2017/11/06
14959	Macquarie Bank Ltd. – HSBC European Warrants Nov 2017 D	2017/10/30	2017/11/06
29289	SG Issuer – AIA European Warrants Nov 2017 A	2017/10/30	2017/11/06
14906	SG Issuer – Anhui Conch European Warrants Nov 2017 A	2017/10/30	2017/11/06
15302	SG Issuer – CCB European Put Warrants Nov 2017 A	2017/10/30	2017/11/06
16479	SG Issuer – CCB European Warrants Nov 2017 B	2017/10/30	2017/11/06
15686	SG Issuer – CCCL European Warrants Nov 2017 A	2017/10/30	2017/11/06
14505	SG Issuer – Ch Mob European Warrants Nov 2017 A	2017/10/30	2017/11/06
12742	SG Issuer – China Life European Warrants Nov 2017 A	2017/10/30	2017/11/06
28194	SG Issuer – China Life European Warrants Nov 2017 B	2017/10/30	2017/11/06
28829	SG Issuer – CITIC Bank European Warrants Nov 2017 A	2017/10/30	2017/11/06
15299	SG Issuer – CKA European Warrants Nov 2017 A	2017/10/30	2017/11/06
15306	SG Issuer – CP&CC European Warrants Nov 2017 A	2017/10/30	2017/11/06
12492	SG Issuer – Galaxy Ent European Warrants Nov 2017 A	2017/10/30	2017/11/06
15091	SG Issuer – Galaxy Ent European Warrants Nov 2017 B	2017/10/30	2017/11/06
15064	SG Issuer – Haitong Sec European Warrants Nov 2017 A	2017/10/30	2017/11/06
15881	SG Issuer – HKEX European Warrants Nov 2017 A	2017/10/30	2017/11/06
17874	SG Issuer – HKEX European Warrants Nov 2017 B	2017/10/30	2017/11/06
26282	SG Issuer – HKEX European Warrants Nov 2017 C	2017/10/30	2017/11/06
15395	SG Issuer – HSBC European Put Warrants Nov 2017 A	2017/10/30	2017/11/06
17843	SG Issuer – HSBC European Warrants Nov 2017 B	2017/10/30	2017/11/06
14818	SG Issuer – HTSC European Warrants Nov 2017 A	2017/10/30	2017/11/06
28745	SG Issuer – Huaneng Power European Warrants Nov 2017 A	2017/10/30	2017/11/06
28019	SG Issuer – ICBC European Warrants Nov 2017 A	2017/10/30	2017/11/06
13997	SG Issuer – KECL European Warrants Nov 2017 A	2017/10/30	2017/11/06
11196	SG Issuer – Kingsoft European Warrants Nov 2017 A	2017/10/30	2017/11/06
14881	SG Issuer – Kingsoft European Warrants Nov 2017 B	2017/10/30	2017/11/06
11063	SG Issuer – Li & Fung European Warrants Nov 2017 A	2017/10/30	2017/11/06
29051	SG Issuer – Link REIT European Warrants Nov 2017 A	2017/10/30	2017/11/06
13875	SG Issuer – Petch European Warrants Nov 2017 A	2017/10/30	2017/11/06
14021	SG Issuer – PICC P&C European Warrants Nov 2017 A	2017/10/30	2017/11/06
27036	SG Issuer – Ping An European Warrants Nov 2017 B	2017/10/30	2017/11/06
14804	SG Issuer – Ping An European Warrants Nov 2017 C	2017/10/30	2017/11/06
15446	SG Issuer – Sands China European Warrants Nov 2017 A	2017/10/30	2017/11/06
28995	SG Issuer – SHK P European Warrants Nov 2017 A	2017/10/30	2017/11/06
23999	SG Issuer – SMIC European Warrants Nov 2017 A	2017/10/30	2017/11/06
27151	SG Issuer – Tencent European Put Warrants Nov 2017 A	2017/10/30	2017/11/06
14239	SG Issuer – Tencent European Put Warrants Nov 2017 C	2017/10/30	2017/11/06
14316	SG Issuer – Tencent European Put Warrants Nov 2017 D	2017/10/30	2017/11/06
15630	SG Issuer – Tencent European Put Warrants Nov 2017 E	2017/10/30	2017/11/06

List of expired derivative warrants, 2017 (continued)

Code	Warrant	Last trading date	Delisted date
13550	SG Issuer – Tencent European Warrants Nov 2017 B	2017/10/30	2017/11/06
15643	SG Issuer – Tencent European Warrants Nov 2017 F	2017/10/30	2017/11/06
16182	SG Issuer – Tencent European Warrants Nov 2017 G	2017/10/30	2017/11/06
11497	SG Issuer – Weichai Power European Warrants Nov 2017 A	2017/10/30	2017/11/06
22630	SGA Societe Generale Acceptance N.V. – ChiUnicom Eu Wt Nov17 A	2017/10/30	2017/11/06
25991	SGA Societe Generale Acceptance N.V. – CSOP A50 ETF Eu Wt Nov17A	2017/10/30	2017/11/06
14936	UBS AG – Tencent Holdings European Put Warrants Nov 2017 A	2017/10/30	2017/11/06
28659	Haitong Int'l Sec – BOCL European Warrants Nov 2017 A	2017/10/31	2017/11/07
15024	J P Morgan SP BV – Minsheng Bank European Wts Nov 2017 A	2017/10/31	2017/11/07
26424	Bank of East Asia – CITIC European Warrants Nov 2017 A	2017/11/01	2017/11/08
15106	Credit Suisse AG – AIA European Put Warrants Nov 2017 A	2017/11/01	2017/11/08
15116	Credit Suisse AG – China Coal European Warrants Nov 2017 A	2017/11/01	2017/11/08
15118	Credit Suisse AG – China Railway European Warrants Nov 2017A	2017/11/01	2017/11/08
15111	Credit Suisse AG – CKI Holdings European Warrants Nov 2017 A	2017/11/01	2017/11/08
15141	Credit Suisse AG – CNOOC European Warrants Nov 2017 A	2017/11/01	2017/11/08
15109	Credit Suisse AG – SPDR Gold Trust European Wts Nov 2017 A	2017/11/01	2017/11/08
13362	Haitong Int'l Sec – Tencent European Warrants Nov 2017 A	2017/11/01	2017/11/08
17156	J P Morgan SP BV – China Railway European Wts Nov 2017 A	2017/11/01	2017/11/08
15134	J P Morgan SP BV – ICBC European Put Wts Nov 2017 B	2017/11/01	2017/11/08
15219	Credit Suisse AG – A50 China European Warrants Nov 2017 A	2017/11/02	2017/11/09
15164	Goldman Sachs SP (Asia) – Sands China Euro Wts Nov 2017 A	2017/11/02	2017/11/09
28362	Haitong Int'l Sec – CITIC Bank European Warrants Nov 2017 A	2017/11/02	2017/11/09
22923	Haitong Int'l Sec – SMIC European Warrants Nov 2017 A	2017/11/02	2017/11/09
16061	HK Bank – Tencent European Put Warrants Nov 2017 B	2017/11/02	2017/11/09
27220	UBS AG – China Mobile European Warrants Nov 2017 D	2017/11/02	2017/11/09
15227	UBS AG – Sunny Optical European Warrants Nov 2017 A	2017/11/02	2017/11/09
15298	J P Morgan SP BV – IGG European Warrants Nov 2017 A	2017/11/03	2017/11/10
15297	J P Morgan SP BV – Meitu European Warrants Nov 2017 A	2017/11/03	2017/11/10
17508	Credit Suisse AG – CGS European Warrants Nov 2017 A	2017/11/06	2017/11/13
15417	Credit Suisse AG – CHALCO European Wts Nov 2017 A	2017/11/06	2017/11/13
15412	Credit Suisse AG – Henganintl European Warrants Nov 2017 A	2017/11/06	2017/11/13
15411	Credit Suisse AG – Meitu European Warrants Nov 2017 A	2017/11/06	2017/11/13
15416	Credit Suisse AG – Zhaojin Mining European Warrants Nov 17 A	2017/11/06	2017/11/13
15429	UBS AG – IGG European Warrants Nov 2017 A	2017/11/06	2017/11/13
16520	BOCI Asia Ltd. – China Mobile European Put Wts Nov 2017 A	2017/11/07	2017/11/14
15500	Credit Suisse AG – Angang Steel European Warrants Nov 2017 A	2017/11/07	2017/11/14
15503	Credit Suisse AG – Ch Molybdenum European Warrants Nov 2017A	2017/11/07	2017/11/14
16590	Goldman Sachs SP (Asia) – CNOOC European Warrants Nov 2017 A	2017/11/07	2017/11/14
15710	J P Morgan SP BV – Ch Overseas European Warrants Nov 2017 A	2017/11/13	2017/11/14
11265	J P Morgan SP BV – China Gas Hold European Wts Nov 2017 A	2017/11/13	2017/11/14
26232	J P Morgan SP BV – GAC European Warrants Nov 2017 A	2017/11/13	2017/11/14
25239	J P Morgan SP BV – JX Copper European Warrants Nov 2017 A	2017/11/13	2017/11/14
18048	J P Morgan SP BV – Tencent European Warrants Dec 2017 I	2017/11/13	2017/11/14
29184	Macquarie Bank Ltd. – SUNAC European Warrants Nov 2017 A	2017/11/07	2017/11/14
15454	SG Issuer – Meitu European Warrants Nov 2017 A	2017/11/07	2017/11/14
15483	UBS AG – Meitu European Warrants Nov 2017 A	2017/11/07	2017/11/14
16117	UBS AG – SMIC European Warrants Nov 2017 A	2017/11/07	2017/11/14
16296	Goldman Sachs SP (Asia) – Ping An Euro Put Wts Nov 2017 C	2017/11/08	2017/11/15
16650	BOCI Asia Ltd. – HSBC European Warrants Nov 2017 C	2017/11/09	2017/11/16
16848	Goldman Sachs SP (Asia) – HSBC European Warrants Nov 2017 D	2017/11/09	2017/11/16
28895	Haitong Int'l Sec – Li Ning European Warrants Nov 2017 A	2017/11/09	2017/11/16
24789	Macquarie Bank Ltd. – Towngas China European Wts Nov 2017 A	2017/11/09	2017/11/16
15678	UBS AG – China Mobile European Put Warrants Nov 2017 B	2017/11/09	2017/11/16
15699	UBS AG – Tencent Holdings European Put Warrants Nov 2017 B	2017/11/09	2017/11/16
16004	Macquarie Bank Ltd. – Kingdee Int'l European Wts Nov 2017 A	2017/11/10	2017/11/17
28698	Macquarie Bank Ltd. – Li Ning European Warrants Nov 2017 A	2017/11/10	2017/11/17
15810	Credit Suisse AG – Techtronic European Warrants Nov 2017 A	2017/11/13	2017/11/20
27951	Haitong Int'l Sec – CNBM European Warrants Nov 2017 A	2017/11/13	2017/11/20
15813	UBS AG – CGS European Warrants Nov 2017 B	2017/11/13	2017/11/20
15553	BOCI Asia Ltd. – AIA European Put Warrants Nov 2017 A	2017/11/14	2017/11/21
15613	BOCI Asia Ltd. – CNOOC European Warrants Nov 2017 B	2017/11/14	2017/11/21
15614	BOCI Asia Ltd. – Galaxy Ent European Put Warrants Nov 2017 B	2017/11/14	2017/11/21
15538	BOCI Asia Ltd. – Galaxy Ent European Warrants Nov 2017 A	2017/11/14	2017/11/21
17016	BOCI Asia Ltd. – ICBC European Warrants Nov 2017 B	2017/11/14	2017/11/21
15618	BOCI Asia Ltd. – Ping An European Warrants Nov 2017 A	2017/11/14	2017/11/21
13820	Credit Suisse AG – Geely Auto European Warrants Nov 2017 A	2017/11/14	2017/11/21
13057	Haitong Int'l Sec – Geely Auto European Warrants Nov 2017 A	2017/11/14	2017/11/21
16804	Haitong Int'l Sec – Tencent European Warrants Nov 2017 C	2017/11/14	2017/11/21
14409	HK Bank – Geely Auto European Warrants Nov 2017 B	2017/11/14	2017/11/21
16234	HK Bank – ICBC European Warrants Nov 2017 A	2017/11/14	2017/11/21
16406	HK Bank – Tencent European Warrants Nov 2017 E	2017/11/14	2017/11/21
16453	J P Morgan SP BV – Tencent European Warrants Nov 2017 G	2017/11/14	2017/11/21
15890	UBS AG – AAC Tech European Warrants Nov 2017 B	2017/11/14	2017/11/21
29092	UBS AG – Sands China European Put Warrants Nov 2017 C	2017/11/14	2017/11/21
26311	Credit Suisse AG – Cathay Pacific European Wts Dec 2017 A	2017/11/21	2017/11/22
15846	Credit Suisse AG – China Vanke European Warrants Dec 2017 A	2017/11/21	2017/11/22
17471	Credit Suisse AG – CRRC European Warrants Nov 2017 A	2017/11/21	2017/11/22
16321	Credit Suisse AG – HS H-SHARE European Warrants Dec 2017 A	2017/11/21	2017/11/22
17351	Credit Suisse AG – Lenovo European Warrants Jan 2018 A	2017/11/21	2017/11/22
18690	Credit Suisse AG – PICC European Warrants May 2018 A	2017/11/21	2017/11/22
16871	Credit Suisse AG – Ping An European Warrants Nov 2017 C	2017/11/15	2017/11/22
15250	Goldman Sachs SP (Asia) – China Life Euro Wts Nov 2017 A	2017/11/15	2017/11/22
15349	Goldman Sachs SP (Asia) – ICBC European Warrants Nov 2017 A	2017/11/15	2017/11/22
16457	Goldman Sachs SP (Asia) – Ping An European Wts Nov 2017 D	2017/11/15	2017/11/22
16599	Haitong Int'l Sec – Ping An European Warrants Nov 2017 B	2017/11/15	2017/11/22
15936	UBS AG – HSBC European Put Warrants Nov 2017 B	2017/11/15	2017/11/22
15963	UBS AG – ICBC European Warrants Nov 2017 B	2017/11/15	2017/11/22

List of expired derivative warrants, 2017 (continued)

Code	Warrant	Last trading date	Delisted date
15941	UBS AG – Ping An European Put Warrants Nov 2017 B	2017/11/15	2017/11/22
25405	UBS AG – CKH European Warrants Nov 2017 B	2017/11/16	2017/11/23
16022	UBS AG – HSBC European Warrants Nov 2017 C	2017/11/16	2017/11/23
15221	UBS AG – Ping An European Warrants Nov 2017 A	2017/11/16	2017/11/23
16053	Credit Suisse AG – Meitu European Warrants Nov 2017 B	2017/11/17	2017/11/24
16476	Goldman Sachs SP (Asia) – CC Bank European Wts Nov 2017 A	2017/11/17	2017/11/24
16293	Goldman Sachs SP (Asia) – Ch Overseas European Wts Nov 2017A	2017/11/17	2017/11/24
16505	Goldman Sachs SP (Asia) – China Life Euro Wts Nov 2017 B	2017/11/17	2017/11/24
20587	Goldman Sachs SP (Asia) – China Unicom Euro Wts Nov 2017 B	2017/11/17	2017/11/24
18117	Goldman Sachs SP (Asia) – HSBC European Warrants Nov 2017 F	2017/11/17	2017/11/24
27533	Goldman Sachs SP (Asia) – Huaneng European Wts Nov 2017 A	2017/11/17	2017/11/24
16694	Goldman Sachs SP (Asia) – Ping An European Wts Nov 2017 E	2017/11/17	2017/11/24
16107	Goldman Sachs SP (Asia) – Tencent European Put Wt Nov 2017 F	2017/11/17	2017/11/24
16416	Goldman Sachs SP (Asia) – Tencent European Wt Nov 2017 G	2017/11/17	2017/11/24
18400	HK Bank – China Overseas European Warrants Nov 2017 A	2017/11/17	2017/11/24
16668	HK Bank – Ping An European Warrants Nov 2017 D	2017/11/17	2017/11/24
16407	HK Bank – Tencent European Put Warrants Nov 2017 F	2017/11/17	2017/11/24
26109	J P Morgan SP BV – HSBC European Warrants Nov 2017 C	2017/11/17	2017/11/24
22368	UBS AG – AIA European Put Warrants Nov 2017 A	2017/11/17	2017/11/24
16342	UBS AG – CC Bank European Warrants Nov 2017 B	2017/11/17	2017/11/24
15814	UBS AG – China Tel European Warrants Nov 2017 A	2017/11/17	2017/11/24
18472	UBS AG – China Unicom European Warrants Nov 2017 B	2017/11/17	2017/11/24
16055	UBS AG – Stanchart European Warrants Nov 2017 A	2017/11/17	2017/11/24
16081	UBS AG – Tencent Holdings European Put Warrants Nov 2017 C	2017/11/17	2017/11/24
16093	Credit Suisse AG – Tencent Holdings Euro Put Wts Nov 2017 D	2017/11/20	2017/11/27
17191	Goldman Sachs SP (Asia) – Agri Bk European Wts Nov 2017 A	2017/11/20	2017/11/27
27924	Haitong Int'l Sec – Chi Res Land European Warrants Nov 2017A	2017/11/20	2017/11/27
11990	Haitong Int'l Sec – Jiangxi Copper European Warrants Nov 17A	2017/11/20	2017/11/27
12232	HK Bank – Tencent European Warrants Nov 2017 A	2017/11/20	2017/11/27
16068	HK Bank – Tencent European Warrants Nov 2017 C	2017/11/20	2017/11/27
11805	J P Morgan SP BV – Air China European Warrants Nov 2017 A	2017/11/24	2017/11/27
16303	J P Morgan SP BV – PCCW European Warrants Dec 2017 A	2017/11/24	2017/11/27
15569	SG Issuer – AAC Tech European Warrants Jan 2018 B	2017/11/24	2017/11/27
28502	SG Issuer – AGBK European Warrants Dec 2017 A	2017/11/24	2017/11/27
27003	SG Issuer – AIA European Warrants Dec 2017 C	2017/11/24	2017/11/27
15457	SG Issuer – CSOP A50 ETF European Warrants Dec 2017 A	2017/11/24	2017/11/27
16315	SG Issuer – CSOP A50 ETF European Warrants Dec 2017 B	2017/11/24	2017/11/27
15615	SG Issuer – Evergrande Eu Wt Jan 2018 A	2017/11/24	2017/11/27
12273	SG Issuer – HSI European Warrants Dec 2017 D	2017/11/24	2017/11/27
28396	SG Issuer – HSI European Warrants Nov 2017 A	2017/11/24	2017/11/27
10423	SG Issuer – Nikkei 225 European Warrants Dec 2017 A	2017/11/24	2017/11/27
12890	UBS AG – China Life European Put Warrants Nov 2017 A	2017/11/20	2017/11/27
11783	BOCI Asia Ltd. – AAC Tech European Warrants Nov 2017 A	2017/11/21	2017/11/28
27935	BOCI Asia Ltd. – Agricultural Bk European Wts Nov 2017 A	2017/11/21	2017/11/28
28521	BOCI Asia Ltd. – CC Bank European Warrants Nov 2017 A	2017/11/21	2017/11/28
18234	BOCI Asia Ltd. – CITIC Sec European Warrants Nov 2017 A	2017/11/21	2017/11/28
16715	BOCI Asia Ltd. – Galaxy Ent European Warrants Nov 2017 C	2017/11/21	2017/11/28
15536	BOCI Asia Ltd. – HSBC European Put Warrants Nov 2017 A	2017/11/21	2017/11/28
14651	BOCI Asia Ltd. – ICBC European Warrants Nov 2017 A	2017/11/21	2017/11/28
16038	BOCI Asia Ltd. – Meitu European Warrants Nov 2017 A	2017/11/21	2017/11/28
16716	BOCI Asia Ltd. – Ping An European Warrants Nov 2017 C	2017/11/21	2017/11/28
15717	BOCI Asia Ltd. – Sands China European Put Wts Nov 2017 B	2017/11/21	2017/11/28
13505	BOCI Asia Ltd. – Sands China European Warrants Nov 2017 A	2017/11/21	2017/11/28
13138	BOCI Asia Ltd. – Tencent Holdings European Wts Nov 2017 A	2017/11/21	2017/11/28
28425	BOCI Asia Ltd. – Tencent Holdings European Wts Nov 2017 F	2017/11/21	2017/11/28
26360	Credit Suisse AG – AIA European Warrants Nov 2017 B	2017/11/21	2017/11/28
17567	Credit Suisse AG – China Mobile European Warrants Nov 2017 B	2017/11/21	2017/11/28
16576	Credit Suisse AG – HSBC European Wts Nov 2017 C	2017/11/21	2017/11/28
14797	Credit Suisse AG – ICBC European Warrants Nov 2017 B	2017/11/21	2017/11/28
16123	Credit Suisse AG – R&F Ppt European Warrants Nov 2017 A	2017/11/21	2017/11/28
17467	Credit Suisse AG – Sands China European Warrants Nov 2017 A	2017/11/21	2017/11/28
16724	Credit Suisse AG – Tencent Holdings Euro Put Wts Nov 2017 F	2017/11/21	2017/11/28
16802	Goldman Sachs SP (Asia) – A50 China European Wts Nov 2017 A	2017/11/21	2017/11/28
26658	Goldman Sachs SP (Asia) – AIA European Warrants Nov 2017 B	2017/11/21	2017/11/28
17111	Goldman Sachs SP (Asia) – BOCL European Warrants Nov 2017 B	2017/11/21	2017/11/28
16521	Goldman Sachs SP (Asia) – CC Bank European Wts Nov 2017 B	2017/11/21	2017/11/28
24460	Goldman Sachs SP (Asia) – China Mobile Euro Wts Nov 2017 A	2017/11/21	2017/11/28
16738	Goldman Sachs SP (Asia) – China Mobile Euro Wts Nov 2017 B	2017/11/21	2017/11/28
29113	Goldman Sachs SP (Asia) – China Railway Euro Wts Nov 2017 A	2017/11/21	2017/11/28
16801	Goldman Sachs SP (Asia) – CSOP A50 ETF Euro Wts Nov 2017 A	2017/11/21	2017/11/28
24754	Goldman Sachs SP (Asia) – Galaxy Ent European Wts Nov 2017 A	2017/11/21	2017/11/28
27567	Goldman Sachs SP (Asia) – HKEX European Warrants Nov 2017 B	2017/11/21	2017/11/28
23603	Goldman Sachs SP (Asia) – HKEX European Warrants Nov 2017 C	2017/11/21	2017/11/28
15355	Goldman Sachs SP (Asia) – HSBC European Warrants Nov 2017 A	2017/11/21	2017/11/28
16262	Goldman Sachs SP (Asia) – HSBC European Warrants Nov 2017 B	2017/11/21	2017/11/28
15873	Goldman Sachs SP (Asia) – ICBC European Warrants Nov 2017 B	2017/11/21	2017/11/28
17115	Goldman Sachs SP (Asia) – ICBC European Warrants Nov 2017 C	2017/11/21	2017/11/28
16887	Goldman Sachs SP (Asia) – Lenovo European Wts Nov 2017 A	2017/11/21	2017/11/28
17005	Goldman Sachs SP (Asia) – PetroChina European Wts Nov 2017 A	2017/11/21	2017/11/28
28277	Goldman Sachs SP (Asia) – Ping An European Wts Nov 2017 A	2017/11/21	2017/11/28
15148	Goldman Sachs SP (Asia) – Ping An European Wts Nov 2017 B	2017/11/21	2017/11/28
17935	Goldman Sachs SP (Asia) – Sands China Euro Wts Nov 2017 B	2017/11/21	2017/11/28
24747	Goldman Sachs SP (Asia) – Sinopec Corp Euro Wts Nov 2017 A	2017/11/21	2017/11/28
16739	Goldman Sachs SP (Asia) – Tencent European Put Wt Nov 2017 H	2017/11/21	2017/11/28
14717	Goldman Sachs SP (Asia) – Tencent European Wt Nov 2017 C	2017/11/21	2017/11/28
23759	Goldman Sachs SP (Asia) – Tencent European Wt Nov 2017 J	2017/11/21	2017/11/28
26415	Goldman Sachs SP (Asia) – Tencent European Wt Nov 2017 K	2017/11/21	2017/11/28

List of expired derivative warrants, 2017 (continued)

Code	Warrant	Last trading date	Delisted date
28559	Goldman Sachs SP (Asia) – Tencent European Wt Nov 2017 L	2017/11/21	2017/11/28
29439	Goldman Sachs SP (Asia) – Tencent European Wt Nov 2017 M	2017/11/21	2017/11/28
12673	Haitong Int'l Sec – Air China European Warrants Nov 2017 A	2017/11/21	2017/11/28
14478	Haitong Int'l Sec – Ch Comm Cons European Warrants Nov 2017A	2017/11/21	2017/11/28
26815	Haitong Int'l Sec – GAC European Warrants Nov 2017 A	2017/11/21	2017/11/28
17662	Haitong Int'l Sec – HSBC European Warrants Nov 2017 B	2017/11/21	2017/11/28
14477	Haitong Int'l Sec – ICBC European Warrants Nov 2017 B	2017/11/21	2017/11/28
28656	Haitong Int'l Sec – Sands China European Warrants Nov 2017 A	2017/11/21	2017/11/28
14481	Haitong Int'l Sec – Sands China European Warrants Nov 2017 B	2017/11/21	2017/11/28
17679	Haitong Int'l Sec – Tencent European Put Warrants Nov 2017 D	2017/11/21	2017/11/28
28155	Haitong Int'l Sec – Tencent European Warrants Nov 2017 E	2017/11/21	2017/11/28
14873	HK Bank – Ch Comm Cons European Warrants Nov 2017 A	2017/11/21	2017/11/28
14872	HK Bank – CRCC European Warrants Nov 2017 A	2017/11/21	2017/11/28
16565	HK Bank – ICBC European Warrants Nov 2017 B	2017/11/21	2017/11/28
25892	HK Bank – Jiangxi Copper European Warrants Nov 2017 A	2017/11/21	2017/11/28
22737	HK Bank – Li & Fung European Warrants Nov 2017 A	2017/11/21	2017/11/28
16165	HK Bank – Tencent European Put Warrants Nov 2017 D	2017/11/21	2017/11/28
16411	HK Bank – Tencent European Put Warrants Nov 2017 G	2017/11/21	2017/11/28
28256	HK Bank – Tencent European Warrants Nov 2017 I	2017/11/21	2017/11/28
29121	HK Bank – Tencent European Warrants Nov 2017 J	2017/11/21	2017/11/28
12261	SG Issuer – Geely Auto European Warrants Nov 2017 B	2017/11/21	2017/11/28
16523	UBS AG – Agricultural Bank European Warrants Nov 2017 A	2017/11/21	2017/11/28
25436	UBS AG – AIA European Warrants Nov 2017 B	2017/11/21	2017/11/28
16383	UBS AG – BankComm European Warrants Nov 2017 A	2017/11/21	2017/11/28
28478	UBS AG – BOCL European Warrants Nov 2017 A	2017/11/21	2017/11/28
12832	UBS AG – CC Bank European Warrants Nov 2017 A	2017/11/21	2017/11/28
17017	UBS AG – CGS European Warrants Nov 2017 A	2017/11/21	2017/11/28
23734	UBS AG – China Mobile European Warrants Nov 2017 A	2017/11/21	2017/11/28
18440	UBS AG – China Mobile European Warrants Nov 2017 C	2017/11/21	2017/11/28
16705	UBS AG – China National Building European Wts Nov 2017 A	2017/11/21	2017/11/28
17045	UBS AG – CSOP A50 ETF European Warrants Nov 2017 A	2017/11/21	2017/11/28
13188	UBS AG – Fosun Intl European Warrants Nov 2017 A	2017/11/21	2017/11/28
15931	UBS AG – HSBC European Warrants Nov 2017 A	2017/11/21	2017/11/28
15595	UBS AG – ICBC European Warrants Nov 2017 A	2017/11/21	2017/11/28
24478	UBS AG – Lenovo European Warrants Nov 2017 A	2017/11/21	2017/11/28
28777	UBS AG – PetroChina European Put Warrants Nov 2017 B	2017/11/21	2017/11/28
16929	UBS AG – PetroChina European Warrants Nov 2017 A	2017/11/21	2017/11/28
16701	UBS AG – Sands China European Warrants Nov 2017 A	2017/11/21	2017/11/28
16791	UBS AG – Sands China European Warrants Nov 2017 B	2017/11/21	2017/11/28
17044	UBS AG – Sinopec Corp European Warrants Nov 2017 A	2017/11/21	2017/11/28
16726	UBS AG – Tencent Holdings European Put Warrants Nov 2017 F	2017/11/21	2017/11/28
16133	UBS AG – Tencent Holdings European Warrants Nov 2017 E	2017/11/21	2017/11/28
25418	UBS AG – Tencent Holdings European Warrants Nov 2017 G	2017/11/21	2017/11/28
14646	BOCI Asia Ltd. – AAC Tech European Warrants Nov 2017 B	2017/11/22	2017/11/29
27823	BOCI Asia Ltd. – HKEX European Warrants Nov 2017 A	2017/11/22	2017/11/29
28673	BOCI Asia Ltd. – HKEX European Warrants Nov 2017 B	2017/11/22	2017/11/29
15719	BOCI Asia Ltd. – HSBC European Warrants Nov 2017 B	2017/11/22	2017/11/29
18155	BOCI Asia Ltd. – ICBC European Warrants Nov 2017 C	2017/11/22	2017/11/29
21316	BOCI Asia Ltd. – JIANC European Warrants Nov 2017 A	2017/11/22	2017/11/29
18158	BOCI Asia Ltd. – Tencent Holdings European Wts Nov 2017 E	2017/11/22	2017/11/29
16642	Credit Suisse AG – China Life European Put Wts Nov 2017 B	2017/11/22	2017/11/29
15334	Credit Suisse AG – China Life European Warrants Nov 2017 A	2017/11/22	2017/11/29
16921	Credit Suisse AG – China Life European Warrants Nov 2017 C	2017/11/22	2017/11/29
29536	Credit Suisse AG – ChiUnicom European Warrants Nov 2017 A	2017/11/22	2017/11/29
29072	Credit Suisse AG – HKEX European Warrants Nov 2017 A	2017/11/22	2017/11/29
26376	Credit Suisse AG – HSBC European Wts Nov 2017 E	2017/11/22	2017/11/29
16881	Credit Suisse AG – Tencent Holdings European Wts Nov 2017 G	2017/11/22	2017/11/29
26397	Goldman Sachs SP (Asia) – Ch Overseas European Wts Nov 2017B	2017/11/22	2017/11/29
16885	Goldman Sachs SP (Asia) – China Life Euro Wts Nov 2017 C	2017/11/22	2017/11/29
28456	Goldman Sachs SP (Asia) – China Unicom Euro Wts Nov 2017 A	2017/11/22	2017/11/29
28491	Goldman Sachs SP (Asia) – CKH European Wts Nov 2017 A	2017/11/22	2017/11/29
16961	Goldman Sachs SP (Asia) – CNOOC European Warrants Nov 2017 B	2017/11/22	2017/11/29
21511	Goldman Sachs SP (Asia) – HKEX European Warrants Nov 2017 A	2017/11/22	2017/11/29
27896	Goldman Sachs SP (Asia) – HKEX European Warrants Nov 2017 D	2017/11/22	2017/11/29
16588	Goldman Sachs SP (Asia) – HSBC European Put Wts Nov 2017 C	2017/11/22	2017/11/29
17621	Goldman Sachs SP (Asia) – HSBC European Warrants Nov 2017 E	2017/11/22	2017/11/29
18809	Goldman Sachs SP (Asia) – ICBC European Warrants Nov 2017 D	2017/11/22	2017/11/29
16695	Goldman Sachs SP (Asia) – Ping An Euro Put Wts Nov 2017 F	2017/11/22	2017/11/29
16771	Goldman Sachs SP (Asia) – Ping An European Wts Nov 2017 G	2017/11/22	2017/11/29
17214	Goldman Sachs SP (Asia) – Tencent European Wt Nov 2017 A	2017/11/22	2017/11/29
29522	Goldman Sachs SP (Asia) – Tencent European Wt Nov 2017 B	2017/11/22	2017/11/29
18114	Goldman Sachs SP (Asia) – Tencent European Wt Nov 2017 I	2017/11/22	2017/11/29
14507	Haitong Int'l Sec – AAC Tech European Warrants Nov 2017 A	2017/11/22	2017/11/29
28905	Haitong Int'l Sec – CC Bank European Warrants Nov 2017 A	2017/11/22	2017/11/29
27507	Haitong Int'l Sec – China Coal European Warrants Nov 2017 A	2017/11/22	2017/11/29
29939	Haitong Int'l Sec – China Gas Hold European Warrants Nov 17A	2017/11/22	2017/11/29
27392	Haitong Int'l Sec – China Life European Warrants Nov 2017 A	2017/11/22	2017/11/29
28880	Haitong Int'l Sec – Gome European Warrants Nov 2017 A	2017/11/22	2017/11/29
29164	Haitong Int'l Sec – HKEX European Warrants Nov 2017 A	2017/11/22	2017/11/29
14456	Haitong Int'l Sec – HSBC European Warrants Nov 2017 A	2017/11/22	2017/11/29
28651	Haitong Int'l Sec – ICBC European Warrants Nov 2017 A	2017/11/22	2017/11/29
14202	Haitong Int'l Sec – Tencent European Warrants Nov 2017 B	2017/11/22	2017/11/29
20834	HK Bank – China Life European Warrants Nov 2017 B	2017/11/22	2017/11/29
19301	HK Bank – China Mobile European Warrants Nov 2017 A	2017/11/22	2017/11/29
18486	HK Bank – Tencent European Warrants Nov 2017 H	2017/11/22	2017/11/29
11806	J P Morgan SP BV – Ch Oilfield Euro Wts Nov 2017 A	2017/11/22	2017/11/29
16181	SG Issuer – Meitu European Warrants Nov 2017 B	2017/11/22	2017/11/29

List of expired derivative warrants, 2017 (continued)

Code	Warrant	Last trading date	Delisted date
28311	UBS AG – AAC Tech European Warrants Nov 2017 A	2017/11/22	2017/11/29
16471	UBS AG – China Life European Put Warrants Nov 2017 C	2017/11/22	2017/11/29
14930	UBS AG – China Life European Warrants Nov 2017 B	2017/11/22	2017/11/29
12105	UBS AG – China Unicom European Warrants Nov 2017 A	2017/11/22	2017/11/29
27952	UBS AG – CKH European Warrants Nov 2017 A	2017/11/22	2017/11/29
16757	UBS AG – CKI Holdings European Warrants Nov 2017 A	2017/11/22	2017/11/29
11505	UBS AG – CNOOC European Warrants Nov 2017 A	2017/11/22	2017/11/29
28774	UBS AG – HKEX European Warrants Nov 2017 A	2017/11/22	2017/11/29
16468	UBS AG – ICBC European Put Warrants Nov 2017 C	2017/11/22	2017/11/29
16176	UBS AG – Meitu European Warrants Nov 2017 B	2017/11/22	2017/11/29
16175	UBS AG – MTRC European Warrants Nov 2017 A	2017/11/22	2017/11/29
16177	UBS AG – Ping An European Warrants Nov 2017 C	2017/11/22	2017/11/29
27842	UBS AG – SPDR Gold Trust European Warrants Nov 2017 A	2017/11/22	2017/11/29
11679	UBS AG – ZTE European Warrants Nov 2017 A	2017/11/22	2017/11/29
24713	Bank of East Asia – CNBM European Warrants Nov 2017 A	2017/11/23	2017/11/30
18473	BOCI Asia Ltd. – China Mobile European Warrants Nov 2017 B	2017/11/23	2017/11/30
16036	BOCI Asia Ltd. – CKH European Warrants Nov 2017 A	2017/11/23	2017/11/30
29637	BOCI Asia Ltd. – HSI European Warrants Nov 2017 A	2017/11/23	2017/11/30
28563	Goldman Sachs SP (Asia) – BOCL European Warrants Nov 2017 A	2017/11/23	2017/11/30
16779	Goldman Sachs SP (Asia) – CKA European Warrants Nov 2017 A	2017/11/23	2017/11/30
29172	Goldman Sachs SP (Asia) – CSOP A50 ETF Euro Wts Nov 2017 B	2017/11/23	2017/11/30
14964	Goldman Sachs SP (Asia) – HSI European Put Wts Nov 2017 B	2017/11/23	2017/11/30
16142	Goldman Sachs SP (Asia) – HSI European Put Wts Nov 2017 C	2017/11/23	2017/11/30
16335	Goldman Sachs SP (Asia) – HSI European Put Wts Nov 2017 D	2017/11/23	2017/11/30
12364	Goldman Sachs SP (Asia) – HSI European Warrants Nov 2017 A	2017/11/23	2017/11/30
15820	Goldman Sachs SP (Asia) – Kingsoft European Wts Nov 2017 A	2017/11/23	2017/11/30
27591	Haitong Int'l Sec – Ch Unicom European Warrants Nov 2017 A	2017/11/23	2017/11/30
13410	Haitong Int'l Sec – HSI European Warrants Nov 2017 A	2017/11/23	2017/11/30
20872	Haitong Int'l Sec – Ping An European Warrants Nov 2017 A	2017/11/23	2017/11/30
15567	HK Bank – AAC Tech European Warrants Nov 2017 B	2017/11/23	2017/11/30
13333	HK Bank – HSCEI European Put Warrants Nov 2017 A	2017/11/23	2017/11/30
16275	HK Bank – HSI European Put Warrants Nov 2017 B	2017/11/23	2017/11/30
16276	HK Bank – HSI European Put Warrants Nov 2017 C	2017/11/23	2017/11/30
29384	HK Bank – HSI European Warrants Nov 2017 A	2017/11/23	2017/11/30
16115	HK Bank – IGG European Warrants Nov 2017 A	2017/11/23	2017/11/30
16112	HK Bank – Meitu European Warrants Nov 2017 A	2017/11/23	2017/11/30
16118	HK Bank – Stanchart European Warrants Nov 2017 B	2017/11/23	2017/11/30
16330	J P Morgan SP BV – HSCEI European Put Warrants Nov 2017 A	2017/11/23	2017/11/30
12528	J P Morgan SP BV – HSI European Put Warrants Nov 2017 B	2017/11/23	2017/11/30
15659	J P Morgan SP BV – HSI European Put Warrants Nov 2017 C	2017/11/23	2017/11/30
28941	J P Morgan SP BV – HSI European Warrants Nov 2017 A	2017/11/23	2017/11/30
12498	SG Issuer – HSCEI European Put Warrants Nov 2017 A	2017/11/23	2017/11/30
15257	SG Issuer – HSI European Put Warrants Nov 2017 B	2017/11/23	2017/11/30
15708	SG Issuer – HSI European Put Warrants Nov 2017 C	2017/11/23	2017/11/30
15831	SG Issuer – HSI European Warrants Nov 2017 D	2017/11/23	2017/11/30
16473	UBS AG – HSCEI European Put Warrants Nov 2017 A	2017/11/23	2017/11/30
16018	UBS AG – HSI European Put Warrants Nov 2017 B	2017/11/23	2017/11/30
16343	UBS AG – HSI European Put Warrants Nov 2017 C	2017/11/23	2017/11/30
15751	UBS AG – HSI European Warrants Nov 2017 A	2017/11/23	2017/11/30
16778	BOCI Asia Ltd. – CC Bank European Warrants Nov 2017 B	2017/11/24	2017/12/01
11269	BOCI Asia Ltd. – CNOOC European Put Warrants Nov 2017 A	2017/11/24	2017/12/01
17603	BOCI Asia Ltd. – HSBC European Warrants Nov 2017 D	2017/11/24	2017/12/01
15587	BOCI Asia Ltd. – Tencent Holdings European Wts Nov 2017 B	2017/11/24	2017/12/01
16212	BOCI Asia Ltd. – Tencent Holdings European Put Wts Nov 2017 D	2017/11/24	2017/12/01
16044	Credit Suisse AG – CC Bank European Warrants Nov 2017 A	2017/11/24	2017/12/01
15937	Credit Suisse AG – Ch Overseas European Warrants Nov 2017 A	2017/11/24	2017/12/01
12178	Credit Suisse AG – China Tel European Warrants Nov 2017 A	2017/11/24	2017/12/01
15002	Credit Suisse AG – ChiUnicom European Warrants Nov 2017 B	2017/11/24	2017/12/01
26368	Credit Suisse AG – CKI Holdings European Warrants Nov 2017 B	2017/11/24	2017/12/01
14407	Credit Suisse AG – CRCC European Warrants Nov 2017 A	2017/11/24	2017/12/01
17136	Credit Suisse AG – CSOP A50 ETF European Warrants Nov 2017 A	2017/11/24	2017/12/01
13171	Credit Suisse AG – Fosun Intl European Warrants Nov 2017 A	2017/11/24	2017/12/01
15930	Credit Suisse AG – HSBC European Put Warrants Nov 2017 B	2017/11/24	2017/12/01
29008	Credit Suisse AG – HSBC European Wts Nov 2017 A	2017/11/24	2017/12/01
12380	Credit Suisse AG – Kingsoft European Warrants Nov 2017 A	2017/11/24	2017/12/01
16255	Credit Suisse AG – Li & Fung European Warrants Nov 2017 A	2017/11/24	2017/12/01
16249	Credit Suisse AG – NCI European Warrants Nov 2017 A	2017/11/24	2017/12/01
16190	Credit Suisse AG – Ping An European Put Warrants Nov 2017 A	2017/11/24	2017/12/01
16242	Credit Suisse AG – Ping An European Warrants Nov 2017 B	2017/11/24	2017/12/01
17946	Credit Suisse AG – Ping An European Warrants Nov 2017 D	2017/11/24	2017/12/01
15743	Credit Suisse AG – Tencent Holdings Euro Put Wts Nov 2017 C	2017/11/24	2017/12/01
16094	Credit Suisse AG – Tencent Holdings European Wts Nov 2017 E	2017/11/24	2017/12/01
28328	Credit Suisse AG – Tencent Holdings European Wts Nov 2017 H	2017/11/24	2017/12/01
15744	Goldman Sachs SP (Asia) – AIA European Warrants Nov 2017 A	2017/11/24	2017/12/01
25440	Goldman Sachs SP (Asia) – China Shenhua Euro Wts Nov 2017 A	2017/11/24	2017/12/01
16100	Goldman Sachs SP (Asia) – Tencent European Put Wt Nov 2017 E	2017/11/24	2017/12/01
15870	Goldman Sachs SP (Asia) – Tencent European Wt Nov 2017 D	2017/11/24	2017/12/01
29944	Haitong Int'l Sec – BOC HK European Warrants Nov 2017 A	2017/11/24	2017/12/01
24198	Haitong Int'l Sec – COSCO Ship European Warrants Nov 2017 A	2017/11/24	2017/12/01
15971	Haitong Int'l Sec – CRCC European Warrants Nov 2017 A	2017/11/24	2017/12/01
17069	Haitong Int'l Sec – CSOP A50 ETF European Warrants Nov 2017 A	2017/11/24	2017/12/01
22646	Haitong Int'l Sec – Fosun Intl European Warrants Nov 2017 A	2017/11/24	2017/12/01
26214	Haitong Int'l Sec – Galaxy Ent European Warrants Nov 2017 A	2017/11/24	2017/12/01
24134	Haitong Int'l Sec – HKEX European Warrants Nov 2017 B	2017/11/24	2017/12/01
22201	Haitong Int'l Sec – HSBC European Warrants Nov 2017 C	2017/11/24	2017/12/01
27366	Haitong Int'l Sec – Lenovo European Warrants Nov 2017 A	2017/11/24	2017/12/01
26249	Haitong Int'l Sec – Sands China European Warrants Nov 2017 C	2017/11/24	2017/12/01

List of expired derivative warrants, 2017 (continued)

Code	Warrant	Last trading date	Delisted date
14524	HK Bank – AAC Tech European Warrants Nov 2017 A	2017/11/24	2017/12/01
16067	HK Bank – AIA European Put Warrants Nov 2017 A	2017/11/24	2017/12/01
26671	HK Bank – CGS European Warrants Nov 2017 A	2017/11/24	2017/12/01
28322	HK Bank – China Life European Warrants Nov 2017 A	2017/11/24	2017/12/01
26673	HK Bank – CKH European Warrants Nov 2017 A	2017/11/24	2017/12/01
26812	HK Bank – CNOOC European Put Warrants Nov 2017 A	2017/11/24	2017/12/01
15558	HK Bank – Galaxy Ent European Warrants Nov 2017 A	2017/11/24	2017/12/01
27172	HK Bank – Geely Auto European Warrants Nov 2017 A	2017/11/24	2017/12/01
16161	HK Bank – Geely Auto European Warrants Nov 2017 C	2017/11/24	2017/12/01
27689	HK Bank – HKEX European Warrants Nov 2017 A	2017/11/24	2017/12/01
16159	HK Bank – Minsheng Bank European Warrants Nov 2017 A	2017/11/24	2017/12/01
16072	HK Bank – Ping An European Put Warrants Nov 2017 C	2017/11/24	2017/12/01
15207	HK Bank – Ping An European Warrants Nov 2017 A	2017/11/24	2017/12/01
16069	HK Bank – Ping An European Warrants Nov 2017 B	2017/11/24	2017/12/01
16166	HK Bank – Sands China European Warrants Nov 2017 A	2017/11/24	2017/12/01
24669	HK Bank – Stanchart European Warrants Nov 2017 A	2017/11/24	2017/12/01
15378	HK Bank – Sunny Optical European Warrants Nov 2017 A	2017/11/24	2017/12/01
17722	J P Morgan SP BV – A50 China European Warrants Nov 2017 A	2017/11/24	2017/12/01
23073	J P Morgan SP BV – Agricultural Bk Euro Warrants Nov 2017 A	2017/11/24	2017/12/01
25065	J P Morgan SP BV – China East Air European Warrants Nov 17 A	2017/11/24	2017/12/01
27627	J P Morgan SP BV – China Unicom European Warrants Nov 2017 A	2017/11/24	2017/12/01
28255	J P Morgan SP BV – CITIC Bank European Warrants Nov 2017 A	2017/11/24	2017/12/01
28360	J P Morgan SP BV – CKH European Warrants Nov 2017 A	2017/11/24	2017/12/01
28164	J P Morgan SP BV – CNOOC European Put Warrants Nov 2017 A	2017/11/24	2017/12/01
17546	J P Morgan SP BV – HSBC European Warrants Nov 2017 B	2017/11/24	2017/12/01
22581	J P Morgan SP BV – Huaneng Power European Wts Nov 2017 A	2017/11/24	2017/12/01
26144	J P Morgan SP BV – ICBC European Warrants Nov 2017 C	2017/11/24	2017/12/01
22484	J P Morgan SP BV – Li & Fung European Warrants Nov 2017 A	2017/11/24	2017/12/01
16924	J P Morgan SP BV – Meitu European Warrants Nov 2017 B	2017/11/24	2017/12/01
16475	J P Morgan SP BV – Ping An European Warrants Nov 2017 C	2017/11/24	2017/12/01
25666	J P Morgan SP BV – Tencent European Warrants Nov 2017 I	2017/11/24	2017/12/01
11954	J P Morgan SP BV – Tracker Fund European Put Warrants Nov17A	2017/11/24	2017/12/01
17646	UBS AG – HSBC European Warrants Nov 2017 E	2017/11/24	2017/12/01
16083	UBS AG – Tencent Holdings European Put Warrants Nov 2017 D	2017/11/24	2017/12/01
28061	Credit Suisse AG – HKEX European Warrants Dec 2017 B	2017/11/27	2017/12/04
15107	Credit Suisse AG – Jiangxi Copper European Wts Dec 2017 B	2017/11/27	2017/12/04
11514	Goldman Sachs SP (Asia) – CNOOC European Warrants Dec 2017 C	2017/11/27	2017/12/04
27237	Goldman Sachs SP (Asia) – HKEX European Warrants Dec 2017 C	2017/11/27	2017/12/04
13563	Haitong Int'l Sec – Jiangxi Copper European Warrants Dec 17C	2017/11/27	2017/12/04
16805	Haitong Int'l Sec – Tencent European Warrants Dec 2017 B	2017/11/27	2017/12/04
16309	HK Bank – Agricultural Bank European Warrants Dec 2017 B	2017/11/27	2017/12/04
16310	HK Bank – CKH European Warrants Dec 2017 A	2017/11/27	2017/12/04
25437	HK Bank – Jiangxi Copper European Warrants Dec 2017 A	2017/11/27	2017/12/04
23088	J P Morgan SP BV – AIA European Warrants Dec 2017 C	2017/11/27	2017/12/04
22921	J P Morgan SP BV – Ali Pictures European Warrants Dec 2017 A	2017/11/27	2017/12/04
28538	J P Morgan SP BV – BOCL European Warrants Dec 2017 B	2017/11/27	2017/12/04
28782	J P Morgan SP BV – CC Bank European Wts Dec 2017 A	2017/11/27	2017/12/04
16560	J P Morgan SP BV – CC Bank European Wts Dec 2017 B	2017/11/27	2017/12/04
14859	J P Morgan SP BV – Ch Railway Cons European Wts Dec 2017 A	2017/11/27	2017/12/04
28084	J P Morgan SP BV – China Life European Put Wts Dec 2017 D	2017/11/27	2017/12/04
27107	J P Morgan SP BV – China Life European Warrants Dec 2017 C	2017/11/27	2017/12/04
18332	J P Morgan SP BV – China Mob European Wts Dec 2017 A	2017/11/27	2017/12/04
13766	J P Morgan SP BV – China Tel European Warrants Dec 2017 A	2017/11/27	2017/12/04
14587	J P Morgan SP BV – China Unicom European Warrants Dec 2017 A	2017/11/27	2017/12/04
18282	J P Morgan SP BV – China Unicom European Warrants Dec 2017 B	2017/11/27	2017/12/04
16092	J P Morgan SP BV – CNOOC European Warrants Dec 2017 A	2017/11/27	2017/12/04
16474	J P Morgan SP BV – Galaxy Ent European Warrants Dec 2017 C	2017/11/27	2017/12/04
15288	J P Morgan SP BV – HKEX European Warrants Dec 2017 A	2017/11/27	2017/12/04
28987	J P Morgan SP BV – HKEX European Warrants Dec 2017 E	2017/11/27	2017/12/04
15136	J P Morgan SP BV – HSBC European Warrants Dec 2017 B	2017/11/27	2017/12/04
29748	J P Morgan SP BV – Huaneng Power European Wts Dec 2017 A	2017/11/27	2017/12/04
27294	J P Morgan SP BV – ICBC European Warrants Dec 2017 A	2017/11/27	2017/12/04
19735	J P Morgan SP BV – PetroChina European Warrants Dec 2017 B	2017/11/27	2017/12/04
15037	J P Morgan SP BV – Ping An European Warrants Dec 2017 A	2017/11/27	2017/12/04
28773	J P Morgan SP BV – Sunny Optical European Warrants Dec 2017A	2017/11/27	2017/12/04
16086	J P Morgan SP BV – Tencent European Put Warrants Dec 2017 E	2017/11/27	2017/12/04
13179	J P Morgan SP BV – Tencent European Warrants Dec 2017 B	2017/11/27	2017/12/04
15763	J P Morgan SP BV – Tencent European Warrants Dec 2017 D	2017/11/27	2017/12/04
16451	J P Morgan SP BV – Tencent European Warrants Dec 2017 H	2017/11/27	2017/12/04
15020	UBS AG – Kingsoft European Warrants Dec 2017 A	2017/11/27	2017/12/04
21456	BNP Paribas Issuance B.V. – A50 China Euro Wts Dec 2017 A	2017/11/28	2017/12/05
14037	BNP Paribas Issuance B.V. – Agricultural Bank Eu Wt Dec17A	2017/11/28	2017/12/05
13300	BNP Paribas Issuance B.V. – AIA European Wts Dec 2017 A	2017/11/28	2017/12/05
27721	BNP Paribas Issuance B.V. – BOCL European Wts Dec 2017 A	2017/11/28	2017/12/05
13304	BNP Paribas Issuance B.V. – BOCL European Wts Dec 2017 B	2017/11/28	2017/12/05
27716	BNP Paribas Issuance B.V. – CC Bank Euro Wts Dec 2017 A	2017/11/28	2017/12/05
12961	BNP Paribas Issuance B.V. – CC Bank Euro Wts Dec 2017 B	2017/11/28	2017/12/05
28058	BNP Paribas Issuance B.V. – Ch Comm Cons Eur Wt Dec 2017 A	2017/11/28	2017/12/05
19603	BNP Paribas Issuance B.V. – Ch Railway Euro Wts Dec 2017 A	2017/11/28	2017/12/05
13480	BNP Paribas Issuance B.V. – Ch Railway Euro Wts Dec 2017 B	2017/11/28	2017/12/05
12926	BNP Paribas Issuance B.V. – China Overseas Eu Wt Dec 2017A	2017/11/28	2017/12/05
13102	BNP Paribas Issuance B.V. – CITIC Sec Euro Wts Dec 2017 A	2017/11/28	2017/12/05
14031	BNP Paribas Issuance B.V. – CITIC Sec Euro Wts Dec 2017 B	2017/11/28	2017/12/05
17502	BNP Paribas Issuance B.V. – CRCC European Wts Dec 2017 A	2017/11/28	2017/12/05
20657	BNP Paribas Issuance B.V. – GAC European Warrants Dec 17 A	2017/11/28	2017/12/05
13104	BNP Paribas Issuance B.V. – Galaxy Ent Euro Wts Dec 2017 A	2017/11/28	2017/12/05
13746	BNP Paribas Issuance B.V. – Geely Auto Euro Wts Dec 2017 A	2017/11/28	2017/12/05

List of expired derivative warrants, 2017 (continued)

Code	Warrant	Last trading date	Delisted date
14035	BNP Paribas Issuance B.V. – Haitong Sec Eu Wts Dec 2017 A	2017/11/28	2017/12/05
12468	BNP Paribas Issuance B.V. – HKEX European Wts Dec 2017 B	2017/11/28	2017/12/05
11499	BNP Paribas Issuance B.V. – HSBC European Wts Dec 2017 A	2017/11/28	2017/12/05
12966	BNP Paribas Issuance B.V. – HSBC European Wts Dec 2017 B	2017/11/28	2017/12/05
22674	BNP Paribas Issuance B.V. – HSBC European Wts Dec 2017 C	2017/11/28	2017/12/05
12425	BNP Paribas Issuance B.V. – ICBC European Wts Dec 2017 A	2017/11/28	2017/12/05
12962	BNP Paribas Issuance B.V. – ICBC European Wts Dec 2017 B	2017/11/28	2017/12/05
15800	BNP Paribas Issuance B.V. – Ping An European Wt Dec 2017 A	2017/11/28	2017/12/05
22778	BNP Paribas Issuance B.V. – Ping An European Wt Dec 2017 B	2017/11/28	2017/12/05
13547	BNP Paribas Issuance B.V. – Tencent Euro Wts Dec 2017 A	2017/11/28	2017/12/05
14304	BNP Paribas Issuance B.V. – Tencent Euro Wts Dec 2017 B	2017/11/28	2017/12/05
17412	BNP Paribas Issuance B.V. – Tencent Euro Wts Dec 2017 C	2017/11/28	2017/12/05
26297	BOCI Asia Ltd. – A50 China European Warrants Dec 2017 B	2017/11/28	2017/12/05
16966	BOCI Asia Ltd. – AIA European Warrants Dec 2017 A	2017/11/28	2017/12/05
28737	BOCI Asia Ltd. – BOCL European Warrants Dec 2017 A	2017/11/28	2017/12/05
23817	BOCI Asia Ltd. – HKEX European Warrants Dec 2017 E	2017/11/28	2017/12/05
17420	BOCI Asia Ltd. – HSBC European Warrants Dec 2017 A	2017/11/28	2017/12/05
16859	BOCI Asia Ltd. – Minsheng Bank European Warrants Dec 2017 A	2017/11/28	2017/12/05
25534	BOCI Asia Ltd. – Tencent Holdings European Wts Dec 2017 H	2017/11/28	2017/12/05
16080	BOCI Asia Ltd. – Tencent Holdings European Put Wts Dec 2017 D	2017/11/28	2017/12/05
16320	Credit Suisse AG – A50 China European Warrants Dec 2017 A	2017/11/28	2017/12/05
12551	Credit Suisse AG – AAC Tech European Warrants Dec 2017 A	2017/11/28	2017/12/05
15510	Credit Suisse AG – Anhui Conch European Warrants Dec 2017 A	2017/11/28	2017/12/05
16395	Credit Suisse AG – CC Bank European Put Warrants Dec 2017 A	2017/11/28	2017/12/05
15490	Credit Suisse AG – China Cinda European Warrants Dec 2017 B	2017/11/28	2017/12/05
16259	Credit Suisse AG – CITIC European Warrants Dec 2017 A	2017/11/28	2017/12/05
15508	Credit Suisse AG – CKH Holdings European Warrants Dec 2017 A	2017/11/28	2017/12/05
16188	Credit Suisse AG – CNBM European Warrants Dec 2017 A	2017/11/28	2017/12/05
16323	Credit Suisse AG – Country Garden European Warrants Dec 17 A	2017/11/28	2017/12/05
17474	Credit Suisse AG – CRRC Times European Warrants Dec 2017 A	2017/11/28	2017/12/05
16319	Credit Suisse AG – CSOP A50 ETF European Warrants Dec 2017 A	2017/11/28	2017/12/05
16253	Credit Suisse AG – PCCW European Warrants Dec 2017 A	2017/11/28	2017/12/05
16721	Credit Suisse AG – Ping An European Put Warrants Dec 2017 A	2017/11/28	2017/12/05
16723	Credit Suisse AG – Tencent Holdings European Wts Dec 2017 E	2017/11/28	2017/12/05
18067	Credit Suisse AG – Tencent Holdings European Wts Dec 2017 F	2017/11/28	2017/12/05
24345	Credit Suisse AG – Tencent Holdings European Wts Dec 2017 H	2017/11/28	2017/12/05
16340	Goldman Sachs SP (Asia) – CC Bank Euro Put Wts Dec 2017 A	2017/11/28	2017/12/05
22482	Goldman Sachs SP (Asia) – China Mobile Euro Wts Dec 2017 A	2017/11/28	2017/12/05
16337	Goldman Sachs SP (Asia) – CKH European Wts Dec 2017 A	2017/11/28	2017/12/05
16477	Goldman Sachs SP (Asia) – Tencent European Wt Dec 2017 C	2017/11/28	2017/12/05
22213	Haitong Int'l Sec – AIA European Warrants Dec 2017 A	2017/11/28	2017/12/05
27936	Haitong Int'l Sec – HKEX European Warrants Dec 2017 B	2017/11/28	2017/12/05
17667	Haitong Int'l Sec – HSBC European Warrants Dec 2017 B	2017/11/28	2017/12/05
17684	Haitong Int'l Sec – Ping An European Warrants Dec 2017 B	2017/11/28	2017/12/05
16367	HK Bank – CC Bank European Warrants Dec 2017 A	2017/11/28	2017/12/05
16368	HK Bank – CRRC European Warrants Dec 2017 A	2017/11/28	2017/12/05
16357	HK Bank – Lenovo European Warrants Dec 2017 C	2017/11/28	2017/12/05
16428	HK Bank – Tencent European Warrants Dec 2017 E	2017/11/28	2017/12/05
15127	J P Morgan SP BV – AIA European Put Warrants Dec 2017 B	2017/11/28	2017/12/05
15023	J P Morgan SP BV – BankComm European Warrants Dec 2017 A	2017/11/28	2017/12/05
14449	J P Morgan SP BV – Ch Comm Cons European Warrants Dec 2017 A	2017/11/28	2017/12/05
15034	J P Morgan SP BV – China Coal European Warrants Dec 2017 A	2017/11/28	2017/12/05
15526	J P Morgan SP BV – CNBM European Warrants Dec 2017 A	2017/11/28	2017/12/05
15345	J P Morgan SP BV – Galaxy Ent European Warrants Dec 2017 B	2017/11/28	2017/12/05
23640	J P Morgan SP BV – HKEX European Warrants Dec 2017 C	2017/11/28	2017/12/05
15343	J P Morgan SP BV – HSBC European Put Warrants Dec 2017 C	2017/11/28	2017/12/05
28926	J P Morgan SP BV – HSBC European Warrants Dec 2017 A	2017/11/28	2017/12/05
12316	J P Morgan SP BV – ICBC European Warrants Dec 2017 B	2017/11/28	2017/12/05
14452	J P Morgan SP BV – Lenovo European Warrants Dec 2017 A	2017/11/28	2017/12/05
13762	J P Morgan SP BV – NCI European Warrants Dec 2017 A	2017/11/28	2017/12/05
15953	J P Morgan SP BV – PetroChina European Put Warrants Dec 17 A	2017/11/28	2017/12/05
11266	J P Morgan SP BV – PICC Group European Warrants Dec 2017 A	2017/11/28	2017/12/05
16195	J P Morgan SP BV – Ping An European Put Warrants Dec 2017 B	2017/11/28	2017/12/05
29481	J P Morgan SP BV – Sands China European Warrants Dec 2017 A	2017/11/28	2017/12/05
13977	J P Morgan SP BV – Sinopec Corp European Warrants Dec 2017 A	2017/11/28	2017/12/05
15525	J P Morgan SP BV – Sinopec Corp European Warrants Dec 2017 B	2017/11/28	2017/12/05
22982	J P Morgan SP BV – SJM Holdings European Warrants Dec 2017 A	2017/11/28	2017/12/05
16198	J P Morgan SP BV – Tencent European Put Warrants Dec 2017 F	2017/11/28	2017/12/05
16201	J P Morgan SP BV – Tencent European Warrants Dec 2017 G	2017/11/28	2017/12/05
28078	J P Morgan SP BV – Zijin Mining European Warrants Dec 2017 A	2017/11/28	2017/12/05
29496	J P Morgan SP BV – ZTE European Warrants Dec 2017 B	2017/11/28	2017/12/05
15068	Macquarie Bank Ltd. – AIA European Put Warrants Dec 2017 A	2017/11/28	2017/12/05
23732	Macquarie Bank Ltd. – AIA European Warrants Dec 2017 B	2017/11/28	2017/12/05
18610	Macquarie Bank Ltd. – Air China European Warrants Dec 2017 A	2017/11/28	2017/12/05
23231	Macquarie Bank Ltd. – Ali Pictures European Warrants Dec 17 A	2017/11/28	2017/12/05
18585	Macquarie Bank Ltd. – Beijing Air European Warrants Dec 17 A	2017/11/28	2017/12/05
28799	Macquarie Bank Ltd. – BOCL European Warrants Dec 2017 A	2017/11/28	2017/12/05
11279	Macquarie Bank Ltd. – Brilliance Chi Euro Wts Dec 2017 A	2017/11/28	2017/12/05
13819	Macquarie Bank Ltd. – BYD European Put Warrants Dec 2017 A	2017/11/28	2017/12/05
15967	Macquarie Bank Ltd. – CC Bank European Warrants Dec 2017 A	2017/11/28	2017/12/05
29036	Macquarie Bank Ltd. – CC Bank European Warrants Dec 2017 B	2017/11/28	2017/12/05
18496	Macquarie Bank Ltd. – Ch Comm Cons European Wts Dec 2017 A	2017/11/28	2017/12/05
20652	Macquarie Bank Ltd. – Ch Southern Air Euro Wts Dec 2017 A	2017/11/28	2017/12/05
13990	Macquarie Bank Ltd. – Ch State Con European Wts Dec 2017 A	2017/11/28	2017/12/05
21490	Macquarie Bank Ltd. – China Coal European Wts Dec 2017 A	2017/11/28	2017/12/05
14901	Macquarie Bank Ltd. – China East Air European Wts Dec 2017 A	2017/11/28	2017/12/05
13611	Macquarie Bank Ltd. – China Gas Hold Euro Wts Dec 2017 A	2017/11/28	2017/12/05

List of expired derivative warrants, 2017 (continued)

Code	Warrant	Last trading date	Delisted date
16122	Macquarie Bank Ltd. – China Life European Wts Dec 2017 A	2017/11/28	2017/12/05
19516	Macquarie Bank Ltd. – China Mobile European Wts Dec 2017 A	2017/11/28	2017/12/05
19768	Macquarie Bank Ltd. – China Mobile European Wts Dec 2017 B	2017/11/28	2017/12/05
15174	Macquarie Bank Ltd. – China Mobile European Wts Dec 2017 C	2017/11/28	2017/12/05
19033	Macquarie Bank Ltd. – China Railway European Wts Dec 2017 A	2017/11/28	2017/12/05
13979	Macquarie Bank Ltd. – China Shenhua European Wts Dec 2017 A	2017/11/28	2017/12/05
28012	Macquarie Bank Ltd. – China Unicom European Wts Dec 2017 A	2017/11/28	2017/12/05
14122	Macquarie Bank Ltd. – CITIC European Warrants Dec 2017 A	2017/11/28	2017/12/05
14177	Macquarie Bank Ltd. – CITIC European Warrants Dec 2017 B	2017/11/28	2017/12/05
15273	Macquarie Bank Ltd. – CKH European Warrants Dec 2017 A	2017/11/28	2017/12/05
12285	Macquarie Bank Ltd. – CNBM European Warrants Dec 2017 B	2017/11/28	2017/12/05
15380	Macquarie Bank Ltd. – CNBM European Warrants Dec 2017 C	2017/11/28	2017/12/05
15325	Macquarie Bank Ltd. – CNOOC European Put Warrants Dec 2017 A	2017/11/28	2017/12/05
27667	Macquarie Bank Ltd. – CNOOC European Warrants Dec 2017 B	2017/11/28	2017/12/05
29254	Macquarie Bank Ltd. – COSCO Sh Hold European Wts Dec 2017 A	2017/11/28	2017/12/05
11554	Macquarie Bank Ltd. – Country Garden European Wts Dec 2017 A	2017/11/28	2017/12/05
26622	Macquarie Bank Ltd. – CPIC European Warrants Dec 2017 A	2017/11/28	2017/12/05
18611	Macquarie Bank Ltd. – CRCC European Warrants Dec 2017 A	2017/11/28	2017/12/05
18934	Macquarie Bank Ltd. – CRRC Times European Warrants Dec 2017A	2017/11/28	2017/12/05
15628	Macquarie Bank Ltd. – CRRC Times European Warrants Dec 2017B	2017/11/28	2017/12/05
26465	Macquarie Bank Ltd. – CSOP A50 ETF European Wts Dec 2017 A	2017/11/28	2017/12/05
11818	Macquarie Bank Ltd. – Dongfeng Motor European Wts Dec 2017 A	2017/11/28	2017/12/05
11517	Macquarie Bank Ltd. – Fosun Intl European Warrants Dec 2017A	2017/11/28	2017/12/05
29393	Macquarie Bank Ltd. – Foxconn European Warrants Dec 2017 A	2017/11/28	2017/12/05
19128	Macquarie Bank Ltd. – GAC European Wts Dec 2017 A	2017/11/28	2017/12/05
13724	Macquarie Bank Ltd. – Galaxy Ent European Wts Dec 2017 A	2017/11/28	2017/12/05
15834	Macquarie Bank Ltd. – Geely Auto European Put Ws Dec 2017 B	2017/11/28	2017/12/05
15741	Macquarie Bank Ltd. – HKEX European Warrants Dec 2017 A	2017/11/28	2017/12/05
15812	Macquarie Bank Ltd. – HKEX European Warrants Dec 2017 B	2017/11/28	2017/12/05
15119	Macquarie Bank Ltd. – HSBC European Warrants Dec 2017 A	2017/11/28	2017/12/05
15753	Macquarie Bank Ltd. – HSBC European Warrants Dec 2017 B	2017/11/28	2017/12/05
28136	Macquarie Bank Ltd. – Huaneng Power European Wts Dec 2017 A	2017/11/28	2017/12/05
14810	Macquarie Bank Ltd. – Kingsoft European Put Warrants Dec 17B	2017/11/28	2017/12/05
11807	Macquarie Bank Ltd. – Kingsoft European Warrants Dec 2017 A	2017/11/28	2017/12/05
13492	Macquarie Bank Ltd. – Lenovo European Put Warrants Dec 2017A	2017/11/28	2017/12/05
21895	Macquarie Bank Ltd. – Li & Fung European Warrants Dec 2017 A	2017/11/28	2017/12/05
14981	Macquarie Bank Ltd. – Li & Fung European Warrants Dec 2017 B	2017/11/28	2017/12/05
15777	Macquarie Bank Ltd. – Meitu European Warrants Dec 2017 A	2017/11/28	2017/12/05
14778	Macquarie Bank Ltd. – MGM China European Warrants Dec 2017 A	2017/11/28	2017/12/05
28685	Macquarie Bank Ltd. – NCI European Warrants Dec 2017 A	2017/11/28	2017/12/05
15403	Macquarie Bank Ltd. – PCCW European Warrants Dec 2017 A	2017/11/28	2017/12/05
15575	Macquarie Bank Ltd. – PetroChina European Wts Dec 2017 A	2017/11/28	2017/12/05
13899	Macquarie Bank Ltd. – PICC P&C European Warrants Dec 2017 A	2017/11/28	2017/12/05
12450	Macquarie Bank Ltd. – Ping An European Warrants Dec 2017 A	2017/11/28	2017/12/05
16169	Macquarie Bank Ltd. – Ping An European Warrants Dec 2017 B	2017/11/28	2017/12/05
11941	Macquarie Bank Ltd. – PSBC European Warrants Dec 2017 A	2017/11/28	2017/12/05
13432	Macquarie Bank Ltd. – R&F Ppt European Warrants Dec 2017 A	2017/11/28	2017/12/05
15778	Macquarie Bank Ltd. – Sands China European Wts Dec 2017 A	2017/11/28	2017/12/05
24767	Macquarie Bank Ltd. – SHK Ppt European Put Wts Dec 2017 A	2017/11/28	2017/12/05
12138	Macquarie Bank Ltd. – SHK Ppt European Warrants Dec 2017 B	2017/11/28	2017/12/05
11864	Macquarie Bank Ltd. – Sinopec Corp Euro Put Wts Dec 2017 A	2017/11/28	2017/12/05
14811	Macquarie Bank Ltd. – Stanchart European Warrants Dec 2017 A	2017/11/28	2017/12/05
15379	Macquarie Bank Ltd. – Tencent European Put Wts Dec 2017 B	2017/11/28	2017/12/05
15911	Macquarie Bank Ltd. – Tencent European Put Wts Dec 2017 F	2017/11/28	2017/12/05
14997	Macquarie Bank Ltd. – Tencent European Warrants Dec 2017 A	2017/11/28	2017/12/05
15449	Macquarie Bank Ltd. – Tencent European Warrants Dec 2017 C	2017/11/28	2017/12/05
15450	Macquarie Bank Ltd. – Tencent European Warrants Dec 2017 D	2017/11/28	2017/12/05
15576	Macquarie Bank Ltd. – Tencent European Warrants Dec 2017 E	2017/11/28	2017/12/05
15917	Macquarie Bank Ltd. – Tencent European Warrants Dec 2017 G	2017/11/28	2017/12/05
16121	Macquarie Bank Ltd. – Tencent European Warrants Dec 2017 H	2017/11/28	2017/12/05
14975	Macquarie Bank Ltd. – Zijin Mining European Wts Dec 2017 A	2017/11/28	2017/12/05
28712	Macquarie Bank Ltd. – Agricultural Bk Euro Warrants Dec 2017 A	2017/11/28	2017/12/05
16438	SG Issuer – Tencent European Warrants Dec 2017 G	2017/11/28	2017/12/05
28483	SGA Societe Generale Acceptance N.V. – CGS Euro Wts Dec 17 A	2017/11/28	2017/12/05
20456	SGA Societe Generale Acceptance N.V. – CRail Eu Wt Dec 2017A	2017/11/28	2017/12/05
18871	SGA Societe Generale Acceptance N.V. – Minsheng Bk Eu Wt Dec 17A	2017/11/28	2017/12/05
16376	UBS AG – A50 China European Warrants Dec 2017 B	2017/11/28	2017/12/05
27605	UBS AG – CC Bank European Warrants Dec 2017 B	2017/11/28	2017/12/05
17085	UBS AG – Fosun Intl European Warrants Dec 2017 A	2017/11/28	2017/12/05
14614	UBS AG – Huaneng Power European Warrants Dec 2017 A	2017/11/28	2017/12/05
16348	UBS AG – Ping An European Warrants Dec 2017 B	2017/11/28	2017/12/05
17996	UBS AG – Sands China European Warrants Dec 2017 A	2017/11/28	2017/12/05
22238	UBS AG – SMIC European Warrants Dec 2017 A	2017/11/28	2017/12/05
28798	UBS AG – Tencent Holdings European Warrants Dec 2017 D	2017/11/28	2017/12/05
21139	BNP Paribas Issuance B.V. – HKEX European Wts Dec 2017 A	2017/11/29	2017/12/06
23229	BOCI Asia Ltd. – China Unicom European Warrants Dec 2017 B	2017/11/29	2017/12/06
16349	BOCI Asia Ltd. – CM Bank European Warrants Dec 2017 A	2017/11/29	2017/12/06
17053	BOCI Asia Ltd. – Tencent Holdings European Wts Dec 2017 F	2017/11/29	2017/12/06
16398	Goldman Sachs SP (Asia) – A50 China European Wts Dec 2017 C	2017/11/29	2017/12/06
15465	Haitong Int'l Sec – China Life European Warrants Dec 2017 A	2017/11/29	2017/12/06
17270	J P Morgan SP BV – CSOP A50 ETF European Warrants Dec 2017 B	2017/11/29	2017/12/06
15822	J P Morgan SP BV – SPDR Gold Trust European Wts Dec 2017 A	2017/11/29	2017/12/06
21913	Macquarie Bank Ltd. – China Unicom European Wts Dec 2017 B	2017/11/29	2017/12/06
18538	Macquarie Bank Ltd. – CNBM European Warrants Dec 2017 A	2017/11/29	2017/12/06
16317	SG Issuer – A50 China European Warrants Dec 2017 A	2017/11/29	2017/12/06
12960	SG Issuer – AAC Tech European Warrants Dec 2017 A	2017/11/29	2017/12/06
16478	SG Issuer – AGBK European Warrants Dec 2017 B	2017/11/29	2017/12/06

List of expired derivative warrants, 2017 (continued)

Code	Warrant	Last trading date	Delisted date
15062	SG Issuer – AIA European Put Warrants Dec 2017 B	2017/11/29	2017/12/06
23476	SG Issuer – AIA European Warrants Dec 2017 A	2017/11/29	2017/12/06
28001	SG Issuer – BOCL European Warrants Dec 2017 A	2017/11/29	2017/12/06
28010	SG Issuer – CCB European Warrants Dec 2017 A	2017/11/29	2017/12/06
16031	SG Issuer – CCB European Warrants Dec 2017 B	2017/11/29	2017/12/06
28005	SG Issuer – CCCCL European Warrants Dec 2017 A	2017/11/29	2017/12/06
15086	SG Issuer – CCoal European Warrants Dec 2017 A	2017/11/29	2017/12/06
19639	SG Issuer – Ch Mob European Warrants Dec 2017 D	2017/11/29	2017/12/06
14896	SG Issuer – CHALCO European Warrants Dec 2017 A	2017/11/29	2017/12/06
16120	SG Issuer – China Cinda European Warrants Dec 2017 A	2017/11/29	2017/12/06
14296	SG Issuer – China Life European Put Warrants Dec 2017 B	2017/11/29	2017/12/06
16214	SG Issuer – China Life European Put Warrants Dec 2017 D	2017/11/29	2017/12/06
13328	SG Issuer – China Life European Warrants Dec 2017 A	2017/11/29	2017/12/06
15305	SG Issuer – China Life European Warrants Dec 2017 C	2017/11/29	2017/12/06
29458	SG Issuer – China Oilfield European Warrants Dec 2017 A	2017/11/29	2017/12/06
12258	SG Issuer – China Overseas European Warrants Dec 2017 A	2017/11/29	2017/12/06
15623	SG Issuer – China Overseas European Warrants Dec 2017 B	2017/11/29	2017/12/06
27734	SG Issuer – China Res Land European Warrants Dec 2017 A	2017/11/29	2017/12/06
15088	SG Issuer – China Tel European Warrants Dec 2017 A	2017/11/29	2017/12/06
27310	SG Issuer – ChiUnicom European Warrants Dec 2017 B	2017/11/29	2017/12/06
15090	SG Issuer – ChiUnicom European Warrants Dec 2017 C	2017/11/29	2017/12/06
15363	SG Issuer – CITIC Bank European Warrants Dec 2017 A	2017/11/29	2017/12/06
15888	SG Issuer – CITIC Sec European Warrants Dec 2017 A	2017/11/29	2017/12/06
15309	SG Issuer – CKH European Put Warrants Dec 2017 C	2017/11/29	2017/12/06
15307	SG Issuer – CKH European Warrants Dec 2017 B	2017/11/29	2017/12/06
15183	SG Issuer – CKI Holdings European Warrants Dec 2017 A	2017/11/29	2017/12/06
16232	SG Issuer – CMB European Warrants Dec 2017 A	2017/11/29	2017/12/06
15392	SG Issuer – CMob European Put Warrants Dec 2017 B	2017/11/29	2017/12/06
14907	SG Issuer – CNBM European Warrants Dec 2017 A	2017/11/29	2017/12/06
15439	SG Issuer – CNOOC European Warrants Dec 2017 B	2017/11/29	2017/12/06
15438	SG Issuer – CP&CC European Warrants Dec 2017 A	2017/11/29	2017/12/06
14308	SG Issuer – CRCC European Warrants Dec 2017 A	2017/11/29	2017/12/06
15190	SG Issuer – CRRC European Warrants Dec 2017 A	2017/11/29	2017/12/06
16761	SG Issuer – CSOP A50 ETF European Warrants Dec 2017 C	2017/11/29	2017/12/06
11923	SG Issuer – Dongfeng European Warrants Dec 2017 A	2017/11/29	2017/12/06
12928	SG Issuer – Fosun Intl European Warrants Dec 2017 A	2017/11/29	2017/12/06
16318	SG Issuer – Galaxy Ent European Put Warrants Dec 2017 B	2017/11/29	2017/12/06
15440	SG Issuer – Galaxy Ent European Warrants Dec 2017 A	2017/11/29	2017/12/06
14886	SG Issuer – Geely Auto European Warrants Dec 2017 A	2017/11/29	2017/12/06
15193	SG Issuer – Greatwall Motor European Warrants Dec 2017 A	2017/11/29	2017/12/06
14288	SG Issuer – Haitong Sec European Warrants Dec 2017 A	2017/11/29	2017/12/06
15909	SG Issuer – Henganintl Eu Wt Dec 2017 A	2017/11/29	2017/12/06
12698	SG Issuer – HKEX European Warrants Dec 2017 A	2017/11/29	2017/12/06
13312	SG Issuer – HKEX European Warrants Dec 2017 B	2017/11/29	2017/12/06
23436	SG Issuer – HKEX European Warrants Dec 2017 C	2017/11/29	2017/12/06
24878	SG Issuer – HKEX European Warrants Dec 2017 D	2017/11/29	2017/12/06
15992	SG Issuer – HLand European Warrants Dec 2017 A	2017/11/29	2017/12/06
15469	SG Issuer – HS H-SHARE European Warrants Dec 2017 A	2017/11/29	2017/12/06
15919	SG Issuer – HSBC European Put Warrants Dec 2017 D	2017/11/29	2017/12/06
15130	SG Issuer – HSBC European Warrants Dec 2017 A	2017/11/29	2017/12/06
28984	SG Issuer – HSBC European Warrants Dec 2017 B	2017/11/29	2017/12/06
15094	SG Issuer – HSBC European Warrants Dec 2017 C	2017/11/29	2017/12/06
17596	SG Issuer – HSBC European Warrants Dec 2017 E	2017/11/29	2017/12/06
17846	SG Issuer – HSBC European Warrants Dec 2017 F	2017/11/29	2017/12/06
15642	SG Issuer – Huaneng Power European Warrants Dec 2017 A	2017/11/29	2017/12/06
15572	SG Issuer – ICBC European Put Wt Dec 2017 C	2017/11/29	2017/12/06
28615	SG Issuer – ICBC European Warrants Dec 2017 A	2017/11/29	2017/12/06
15372	SG Issuer – ICBC European Warrants Dec 2017 B	2017/11/29	2017/12/06
16356	SG Issuer – ICBC European Warrants Dec 2017 D	2017/11/29	2017/12/06
28083	SG Issuer – JIANC European Warrants Dec 2017 A	2017/11/29	2017/12/06
14335	SG Issuer – JIANC European Warrants Dec 2017 B	2017/11/29	2017/12/06
12525	SG Issuer – Kingsoft European Warrants Dec 2017 A	2017/11/29	2017/12/06
13434	SG Issuer – Li & Fung European Warrants Dec 2017 A	2017/11/29	2017/12/06
16390	SG Issuer – Minsheng Bank European Warrants Dec 2017 B	2017/11/29	2017/12/06
15096	SG Issuer – NCI European Warrants Dec 2017 A	2017/11/29	2017/12/06
15314	SG Issuer – Petch European Warrants Dec 2017 A	2017/11/29	2017/12/06
17282	SG Issuer – Petch European Warrants Dec 2017 C	2017/11/29	2017/12/06
15994	SG Issuer – PetroChina European Put Warrants Dec 2017 B	2017/11/29	2017/12/06
16233	SG Issuer – PICC European Warrants Dec 2017 A	2017/11/29	2017/12/06
15728	SG Issuer – Ping An European Put Warrants Dec 2017 B	2017/11/29	2017/12/06
16215	SG Issuer – Ping An European Put Warrants Dec 2017 C	2017/11/29	2017/12/06
16334	SG Issuer – Ping An European Warrants Dec 2017 D	2017/11/29	2017/12/06
16060	SG Issuer – PSBC European Warrants Dec 2017 A	2017/11/29	2017/12/06
15097	SG Issuer – Sands China European Warrants Dec 2017 A	2017/11/29	2017/12/06
14044	SG Issuer – Shenhua European Warrants Dec 2017 A	2017/11/29	2017/12/06
16032	SG Issuer – Stanchart European Warrants Dec 2017 B	2017/11/29	2017/12/06
14889	SG Issuer – Tencent European Put Warrants Dec 2017 C	2017/11/29	2017/12/06
15924	SG Issuer – Tencent European Put Warrants Dec 2017 D	2017/11/29	2017/12/06
16717	SG Issuer – Tencent European Put Warrants Dec 2017 H	2017/11/29	2017/12/06
13116	SG Issuer – Tencent European Warrants Dec 2017 A	2017/11/29	2017/12/06
16034	SG Issuer – Tencent European Warrants Dec 2017 E	2017/11/29	2017/12/06
16231	SG Issuer – Tencent European Warrants Dec 2017 F	2017/11/29	2017/12/06
17254	SG Issuer – Tencent European Warrants Dec 2017 I	2017/11/29	2017/12/06
27469	SG Issuer – Tencent European Warrants Dec 2017 J	2017/11/29	2017/12/06
29206	SG Issuer – Tencent European Warrants Dec 2017 K	2017/11/29	2017/12/06
15996	SG Issuer – Wharf European Warrants Dec 2017 A	2017/11/29	2017/12/06
15104	SG Issuer – Yanzhou Coal Eu Wt Dec 2017 A	2017/11/29	2017/12/06

List of expired derivative warrants, 2017 (continued)

Code	Warrant	Last trading date	Delisted date
15202	SG Issuer – Zijin Mining European Warrants Dec 2017 A	2017/11/29	2017/12/06
14960	SG Issuer – ZTE European Warrants Dec 2017 A	2017/11/29	2017/12/06
24410	SGA Societe Generale Acceptance N.V. – Ch Mob Eu Wt Dec 17 A	2017/11/29	2017/12/06
26312	SGA Societe Generale Acceptance N.V. – CKH Euro Wt Dec 2017A	2017/11/29	2017/12/06
23901	SGA Societe Generale Acceptance N.V. – CNOOC Eu Put Wt Dec17A	2017/11/29	2017/12/06
11336	SGA Societe Generale Acceptance N.V. – ChiUnicom Eu Wt Dec17 A	2017/11/29	2017/12/06
21722	SGA Societe Generale Acceptance N.V. – Stanchart Eu Wt Dec 17A	2017/11/29	2017/12/06
16227	UBS AG – Ping An European Put Warrants Dec 2017 A	2017/11/29	2017/12/06
24448	UBS AG – Stanchart European Warrants Dec 2017 A	2017/11/29	2017/12/06
29327	Credit Suisse AG – China Mobile European Warrants Dec 2017 B	2017/11/30	2017/12/07
17550	Goldman Sachs SP (Asia) – China Mobile Euro Wts Dec 2017 B	2017/11/30	2017/12/07
17242	SG Issuer – Ch Mob European Warrants Dec 2017 C	2017/11/30	2017/12/07
16449	UBS AG – A50 China European Warrants Dec 2017 C	2017/11/30	2017/12/07
23513	UBS AG – China Mobile European Warrants Dec 2017 A	2017/11/30	2017/12/07
16440	UBS AG – Country Garden European Warrants Dec 2017 B	2017/11/30	2017/12/07
16448	UBS AG – CSOP A50 ETF European Warrants Dec 2017 A	2017/11/30	2017/12/07
21630	Goldman Sachs SP (Asia) – Ping An European Wts Dec 2017 C	2017/12/01	2017/12/08
18267	HK Bank – Ping An European Warrants Dec 2017 B	2017/12/01	2017/12/08
17046	J P Morgan SP BV – Ping An European Warrants Dec 2017 D	2017/12/01	2017/12/08
16472	UBS AG – HKEX European Put Warrants Dec 2017 D	2017/12/01	2017/12/08
23924	UBS AG – HSBC European Warrants Dec 2017 A	2017/12/01	2017/12/08
12774	BOCI Asia Ltd. – HKEX European Warrants Dec 2017 A	2017/12/04	2017/12/11
13531	Credit Suisse AG – Kingsoft European Warrants Dec 2017 A	2017/12/04	2017/12/11
16172	Haitong Int'l Sec – CNOOC European Warrants Dec 2017 A	2017/12/04	2017/12/11
28346	Haitong Int'l Sec – Jiangxi Copper European Warrants Dec 17B	2017/12/04	2017/12/11
28347	Haitong Int'l Sec – Li & Fung European Warrants Dec 2017 A	2017/12/04	2017/12/11
29132	Haitong Int'l Sec – Poly Property European Warrants Dec 17 B	2017/12/04	2017/12/11
10451	J P Morgan SP BV – N225 Idx Euro Put Wts Dec 2017 B	2017/12/04	2017/12/11
10450	J P Morgan SP BV – N225 Index Euro Wts Dec 2017 A	2017/12/04	2017/12/11
25142	J P Morgan SP BV – Travelsky Tech European Warrants Dec 17 A	2017/12/08	2017/12/11
10426	SG Issuer – Nikkei 225 European Put Warrants Dec 2017 C	2017/12/04	2017/12/11
10425	SG Issuer – Nikkei 225 European Warrants Dec 2017 B	2017/12/04	2017/12/11
16486	UBS AG – HKEX European Warrants Dec 2017 E	2017/12/04	2017/12/11
15065	UBS AG – Jiangxi Copper European Warrants Dec 2017 A	2017/12/04	2017/12/11
10439	UBS AG – Nikkei 225 European Put Warrants Dec 2017 B	2017/12/04	2017/12/11
10437	UBS AG – Nikkei 225 European Warrants Dec 2017 A	2017/12/04	2017/12/11
15019	UBS AG – Wynn Macau European Put Warrants Dec 2017 A	2017/12/04	2017/12/11
24800	BOCI Asia Ltd. – China Life European Warrants Dec 2017 D	2017/12/05	2017/12/12
14945	BOCI Asia Ltd. – China Unicom European Warrants Dec 2017 A	2017/12/05	2017/12/12
16351	BOCI Asia Ltd. – Galaxy Ent European Warrants Dec 2017 A	2017/12/05	2017/12/12
16350	BOCI Asia Ltd. – Lenovo European Warrants Dec 2017 A	2017/12/05	2017/12/12
16354	BOCI Asia Ltd. – Ping An European Put Warrants Dec 2017 B	2017/12/05	2017/12/12
16208	BOCI Asia Ltd. – Tencent Holdings European Wts Dec 2017 E	2017/12/05	2017/12/12
16244	Credit Suisse AG – HKEX European Warrants Dec 2017 A	2017/12/05	2017/12/12
16504	Goldman Sachs SP (Asia) – China Life Euro Wts Dec 2017 C	2017/12/05	2017/12/12
11303	Goldman Sachs SP (Asia) – HKEX European Warrants Dec 2017 B	2017/12/05	2017/12/12
17569	Haitong Int'l Sec – CSDC European Warrants Dec 2017 A	2017/12/05	2017/12/12
14280	J P Morgan SP BV – China Life European Warrants Dec 2017 B	2017/12/05	2017/12/12
12796	J P Morgan SP BV – China Life European Warrants Dec 2017 E	2017/12/05	2017/12/12
20757	SGA Societe Generale Acceptance N.V. – SJM Hold Eu Wt Dec17A	2017/12/05	2017/12/12
15602	UBS AG – AIA European Warrants Dec 2017 B	2017/12/05	2017/12/12
23713	UBS AG – China EB Int'l European Warrants Dec 2017 A	2017/12/05	2017/12/12
16646	UBS AG – China Life European Warrants Dec 2017 B	2017/12/05	2017/12/12
11363	UBS AG – HKEX European Warrants Dec 2017 B	2017/12/05	2017/12/12
29538	UBS AG – HKEX European Warrants Dec 2017 F	2017/12/05	2017/12/12
16056	UBS AG – Link REIT European Warrants Dec 2017 A	2017/12/05	2017/12/12
15009	UBS AG – NCI European Warrants Dec 2017 A	2017/12/05	2017/12/12
16225	UBS AG – Tencent Holdings European Warrants Dec 2017 A	2017/12/05	2017/12/12
14752	UBS AG – ZTE European Warrants Dec 2017 A	2017/12/05	2017/12/12
12212	Bank of East Asia – CNOOC European Put Warrants Dec 2017 A	2017/12/06	2017/12/13
15972	Haitong Int'l Sec – Sunny Optical European Warrants Dec 17 A	2017/12/06	2017/12/13
16586	UBS AG – New World European Warrants Dec 2017 A	2017/12/06	2017/12/13
16582	UBS AG – SHK Ppt European Warrants Dec 2017 A	2017/12/06	2017/12/13
16519	BOCI Asia Ltd. – China Mobile European Warrants Dec 2017 A	2017/12/07	2017/12/14
16637	Credit Suisse AG – Wharf European Warrants Dec 2017 A	2017/12/07	2017/12/14
16689	Credit Suisse AG – Zijin Mining European Warrants Dec 2017 A	2017/12/08	2017/12/15
23181	Goldman Sachs SP (Asia) – CKA European Warrants Dec 2017 A	2017/12/08	2017/12/15
16709	J P Morgan SP BV – Galaxy Ent European Put Wts Dec 2017 D	2017/12/08	2017/12/15
13070	Macquarie Bank Ltd. – Yuexiu Property Euro Wts Dec 2017 A	2017/12/08	2017/12/15
16700	UBS AG – Galaxy Ent European Put Warrants Dec 2017 B	2017/12/08	2017/12/15
16699	UBS AG – Galaxy Ent European Warrants Dec 2017 A	2017/12/08	2017/12/15
16704	UBS AG – Geely Auto European Put Warrants Dec 2017 A	2017/12/08	2017/12/15
16707	UBS AG – Ping An European Warrants Dec 2017 C	2017/12/08	2017/12/15
16420	Credit Suisse AG – Link REIT European Warrants Dec 2017 A	2017/12/11	2017/12/18
16730	J P Morgan SP BV – HSBC European Warrants Dec 2017 D	2017/12/11	2017/12/18
15276	J P Morgan SP BV – New World Dev European Wts Dec 2017 A	2017/12/11	2017/12/18
29650	J P Morgan SP BV – Sh Petrochem European Warrants Dec 2017 A	2017/12/11	2017/12/18
14450	J P Morgan SP BV – Zhaojin Mining European Wts Dec 2017 A	2017/12/11	2017/12/18
25406	Macquarie Bank Ltd. – Geely Auto European Wts Dec 2017 A	2017/12/11	2017/12/18
12201	Bank of East Asia – Zhaojin Mining European Wts Dec 2017 A	2017/12/12	2017/12/19
10463	BNP Paribas Issuance B.V. – USD/CAD European Wts Dec 2017A	2017/12/12	2017/12/19
10459	BNP Paribas Issuance B.V. – USD/CNH European Wts Dec 2017A	2017/12/12	2017/12/19
10464	BNP Paribas Issuance B.V. – USD/CAD European Put Wts Dec17B	2017/12/12	2017/12/19
10460	BNP Paribas Issuance B.V. – USD/CNH European Put Wts Dec17B	2017/12/12	2017/12/19
28518	BOCI Asia Ltd. – BOCL European Warrants Dec 2017 B	2017/12/12	2017/12/19
14073	BOCI Asia Ltd. – China Life European Warrants Dec 2017 A	2017/12/12	2017/12/19
13143	BOCI Asia Ltd. – HKEX European Warrants Dec 2017 B	2017/12/12	2017/12/19

List of expired derivative warrants, 2017 (continued)

Code	Warrant	Last trading date	Delisted date
16353	BOCI Asia Ltd. – Ping An European Warrants Dec 2017 A	2017/12/12	2017/12/19
24012	Haitong Int'l Sec – China Gas Hold European Warrants Dec 17A	2017/12/12	2017/12/19
28366	Haitong Int'l Sec – China Life European Warrants Dec 2017 B	2017/12/12	2017/12/19
22964	Haitong Int'l Sec – China Power European Warrants Dec 2017 A	2017/12/12	2017/12/19
11162	Haitong Int'l Sec – Li & Fung European Warrants Dec 2017 B	2017/12/12	2017/12/19
22534	Haitong Int'l Sec – Poly Property European Warrants Dec 17 A	2017/12/12	2017/12/19
29134	Haitong Int'l Sec – Sh Petrochem European Warrants Dec 2017A	2017/12/12	2017/12/19
29765	Haitong Int'l Sec – Want Want China European Warrants Dec17A	2017/12/12	2017/12/19
12680	Macquarie Bank Ltd. – BBMG European Warrants Dec 2017 A	2017/12/12	2017/12/19
13081	Macquarie Bank Ltd. – China EB Int'l European Wts Dec 2017 A	2017/12/12	2017/12/19
26137	Macquarie Bank Ltd. – CMS European Warrants Dec 2017 A	2017/12/12	2017/12/19
22687	Macquarie Bank Ltd. – Digital China European Wts Dec 2017 A	2017/12/12	2017/12/19
15836	Macquarie Bank Ltd. – IGG European Warrants Dec 2017 A	2017/12/12	2017/12/19
12467	Macquarie Bank Ltd. – JNCEC European Warrants Dec 2017 A	2017/12/12	2017/12/19
14707	Macquarie Bank Ltd. – Sunny Optical European Warrants Dec17A	2017/12/12	2017/12/19
22268	Macquarie Bank Ltd. – Skyworth Digital European Wts Dec 2017 A	2017/12/12	2017/12/19
22756	Standard Chartered Bank – CKA European Warrants Dec 2017 A	2017/12/12	2017/12/19
16299	UBS AG – Cathay Pacific European Warrants Dec 2017 A	2017/12/12	2017/12/19
23072	UBS AG – China Mengniu European Warrants Dec 2017 A	2017/12/12	2017/12/19
15327	UBS AG – Country Garden European Warrants Dec 2017 A	2017/12/12	2017/12/19
15330	UBS AG – Hang Seng Bank European Warrants Dec 2017 A	2017/12/12	2017/12/19
20795	UBS AG – HKEX European Warrants Dec 2017 A	2017/12/12	2017/12/19
16024	UBS AG – Meitu European Warrants Dec 2017 A	2017/12/12	2017/12/19
16228	UBS AG – MTRC European Put Warrants Dec 2017 A	2017/12/12	2017/12/19
19702	UBS AG – SJM Holdings European Warrants Dec 2017 A	2017/12/12	2017/12/19
16727	UBS AG – SJM Holdings European Warrants Dec 2017 B	2017/12/12	2017/12/19
16728	UBS AG – ZTE European Warrants Dec 2017 B	2017/12/12	2017/12/19
16798	Credit Suisse AG – Ch Molybdenum European Warrants Dec 2017A	2017/12/13	2017/12/20
28145	HK Bank – Agricultural Bank European Warrants Dec 2017 A	2017/12/13	2017/12/20
27724	HK Bank – CITIC Sec European Warrants Dec 2017 A	2017/12/13	2017/12/20
12839	J P Morgan SP BV – Ch State Con European Warrants Dec 2017 A	2017/12/13	2017/12/20
15598	UBS AG – CITIC Bank European Warrants Dec 2017 A	2017/12/13	2017/12/20
16842	UBS AG – GAC European Warrants Dec 2017 B	2017/12/13	2017/12/20
24863	BOCI Asia Ltd. – BOC HK European Warrants Dec 2017 A	2017/12/14	2017/12/21
17117	BOCI Asia Ltd. – BOCL European Warrants Dec 2017 C	2017/12/14	2017/12/21
17225	BOCI Asia Ltd. – Chi Res Land European Warrants Dec 2017 A	2017/12/14	2017/12/21
14679	BOCI Asia Ltd. – China Life European Warrants Dec 2017 B	2017/12/14	2017/12/21
16967	BOCI Asia Ltd. – Ping An European Warrants Dec 2017 C	2017/12/14	2017/12/21
17613	BOCI Asia Ltd. – Tencent Holdings European Wts Dec 2017 G	2017/12/14	2017/12/21
14683	BOCI Asia Ltd. – Tencent Holdings European Put Wts Dec 2017 A	2017/12/14	2017/12/21
14627	Credit Suisse AG – China Cinda European Warrants Dec 2017 A	2017/12/14	2017/12/21
16835	Credit Suisse AG – China Mobile European Put Wts Dec 2017 A	2017/12/14	2017/12/21
14688	Credit Suisse AG – HKEX European Warrants Dec 2017 C	2017/12/14	2017/12/21
28037	Goldman Sachs SP (Asia) – A50 China European Wts Dec 2017 D	2017/12/14	2017/12/21
15514	Goldman Sachs SP (Asia) – BOCL European Warrants Dec 2017 A	2017/12/14	2017/12/21
22499	Goldman Sachs SP (Asia) – CC Bank European Wts Dec 2017 D	2017/12/14	2017/12/21
16341	Goldman Sachs SP (Asia) – China Life Euro Wts Dec 2017 B	2017/12/14	2017/12/21
17408	Goldman Sachs SP (Asia) – China Life Euro Wts Dec 2017 D	2017/12/14	2017/12/21
22517	Goldman Sachs SP (Asia) – China Mobile Euro Wts Dec 2017 C	2017/12/14	2017/12/21
11703	Goldman Sachs SP (Asia) – CITIC European Warrants Dec 2017 A	2017/12/14	2017/12/21
25492	Goldman Sachs SP (Asia) – CNOOC European Warrants Dec 2017 A	2017/12/14	2017/12/21
25497	Goldman Sachs SP (Asia) – Galaxy Ent European Wts Dec 2017 A	2017/12/14	2017/12/21
24927	Goldman Sachs SP (Asia) – HKEX European Warrants Dec 2017 A	2017/12/14	2017/12/21
22552	Goldman Sachs SP (Asia) – Lenovo European Wts Dec 2017 B	2017/12/14	2017/12/21
20576	Goldman Sachs SP (Asia) – PetroChina European Wts Dec 2017 B	2017/12/14	2017/12/21
16960	Goldman Sachs SP (Asia) – Ping An European Wts Dec 2017 B	2017/12/14	2017/12/21
18080	Goldman Sachs SP (Asia) – Tencent European Wt Dec 2017 E	2017/12/14	2017/12/21
14485	Haitong Int'l Sec – China Life European Warrants Dec 2017 C	2017/12/14	2017/12/21
18041	Haitong Int'l Sec – PetroChina European Warrants Dec 2017 A	2017/12/14	2017/12/21
24086	Haitong Int'l Sec – Ping An European Warrants Dec 2017 C	2017/12/14	2017/12/21
25530	Haitong Int'l Sec – Travelsky Tech European Warrants Dec17 A	2017/12/14	2017/12/21
15568	HK Bank – AAC Tech European Warrants Dec 2017 B	2017/12/14	2017/12/21
26502	HK Bank – AAC Tech European Warrants Dec 2017 D	2017/12/14	2017/12/21
14303	HK Bank – BYD European Warrants Dec 2017 A	2017/12/14	2017/12/21
21092	UBS AG – BOC HK European Warrants Dec 2017 A	2017/12/14	2017/12/21
15596	UBS AG – BOCL European Warrants Dec 2017 A	2017/12/14	2017/12/21
16839	UBS AG – BYD European Warrants Dec 2017 A	2017/12/14	2017/12/21
14436	UBS AG – China Cinda European Warrants Dec 2017 A	2017/12/14	2017/12/21
12867	UBS AG – China Life European Warrants Dec 2017 A	2017/12/14	2017/12/21
16016	UBS AG – China Shenhua European Warrants Dec 2017 A	2017/12/14	2017/12/21
28065	UBS AG – China Unicom European Warrants Dec 2017 A	2017/12/14	2017/12/21
16443	UBS AG – China Vanke European Warrants Dec 2017 A	2017/12/14	2017/12/21
28066	UBS AG – CITIC European Warrants Dec 2017 A	2017/12/14	2017/12/21
22961	UBS AG – CKA European Warrants Dec 2017 A	2017/12/14	2017/12/21
16843	UBS AG – Greatwall Motor European Warrants Dec 2017 A	2017/12/14	2017/12/21
15012	UBS AG – Henderson Land Dev European Warrants Dec 2017 A	2017/12/14	2017/12/21
14602	UBS AG – HKEX European Warrants Dec 2017 C	2017/12/14	2017/12/21
12177	UBS AG – Lenovo European Warrants Dec 2017 A	2017/12/14	2017/12/21
28803	UBS AG – MTRC European Warrants Dec 2017 B	2017/12/14	2017/12/21
16756	UBS AG – PetroChina European Warrants Dec 2017 A	2017/12/14	2017/12/21
17439	UBS AG – Ping An European Put Warrants Dec 2017 E	2017/12/14	2017/12/21
16937	UBS AG – Ping An European Warrants Dec 2017 D	2017/12/14	2017/12/21
13951	UBS AG – Sands China European Put Warrants Dec 2017 B	2017/12/14	2017/12/21
18172	BOCI Asia Ltd. – Galaxy Ent European Warrants Dec 2017 B	2017/12/15	2017/12/22
18078	Credit Suisse AG – Galaxy Ent European Warrants Dec 2017 C	2017/12/15	2017/12/22
16870	Credit Suisse AG – PetroChina European Warrants Dec 2017 A	2017/12/15	2017/12/22
16927	Goldman Sachs SP (Asia) – AIA European Warrants Dec 2017 A	2017/12/15	2017/12/22

List of expired derivative warrants, 2017 (continued)

Code	Warrant	Last trading date	Delisted date
16809	Goldman Sachs SP (Asia) – Sands China Euro Wts Dec 2017 A	2017/12/15	2017/12/22
16114	Goldman Sachs SP (Asia) – SHK Ppt European Wts Dec 2017 A	2017/12/15	2017/12/22
29279	Goldman Sachs SP (Asia) – Tencent European Wt Dec 2017 F	2017/12/15	2017/12/22
28645	Goldman Sachs SP (Asia) – Tracker Fund European Wts Dec 17 A	2017/12/15	2017/12/22
27323	Haitong Int'l Sec – ASM Pacific European Warrants Dec 2017 A	2017/12/15	2017/12/22
14501	Haitong Int'l Sec – BOCL European Warrants Dec 2017 A	2017/12/15	2017/12/22
11136	Haitong Int'l Sec – CKA European Warrants Dec 2017 A	2017/12/15	2017/12/22
29754	Haitong Int'l Sec – Galaxy Ent European Warrants Dec 2017 A	2017/12/15	2017/12/22
28949	Haitong Int'l Sec – Geely Auto European Put Warrants Dec17 A	2017/12/15	2017/12/22
14209	Haitong Int'l Sec – Tracker Fund European Warrants Dec 2017A	2017/12/15	2017/12/22
27517	J P Morgan SP BV – Chi Res Land European Warrants Dec 2017 A	2017/12/21	2017/12/22
13271	J P Morgan SP BV – CKI Holdings European Warrants Dec 2017 A	2017/12/21	2017/12/22
13272	J P Morgan SP BV – PWR Assets European Warrants Dec 2017 A	2017/12/21	2017/12/22
28758	UBS AG – AIA European Warrants Dec 2017 A	2017/12/15	2017/12/22
11236	UBS AG – Galaxy Ent European Warrants Dec 2017 C	2017/12/15	2017/12/22
27597	UBS AG – Tracker Fund European Warrants Dec 2017 A	2017/12/15	2017/12/22
10456	BNP Paribas Issuance B.V. – EUR/USD Euro Put Wt Dec 2017 B	2017/12/18	2017/12/27
10455	BNP Paribas Issuance B.V. – EUR/USD Euro Wts Dec 2017 A	2017/12/18	2017/12/27
10454	BNP Paribas Issuance B.V. – GBP/USD European Wts Dec 2017A	2017/12/18	2017/12/27
10432	BNP Paribas Issuance B.V. – Gold Euro Put Wts Dec 2017 B	2017/12/18	2017/12/27
10431	BNP Paribas Issuance B.V. – Gold European Wts Dec 2017 A	2017/12/18	2017/12/27
10453	BNP Paribas Issuance B.V. – AUD/USD Euro Put Wts Dec 2017 B	2017/12/18	2017/12/27
10452	BNP Paribas Issuance B.V. – AUD/USD European Wts Dec 2017 A	2017/12/18	2017/12/27
18174	BOCI Asia Ltd. – Sands China European Warrants Dec 2017 A	2017/12/18	2017/12/27
15165	Credit Suisse AG – AIA European Warrants Dec 2017 B	2017/12/18	2017/12/27
13182	Credit Suisse AG – Ch Overseas European Warrants Dec 2017 B	2017/12/18	2017/12/27
16918	Credit Suisse AG – Meitu European Warrants Dec 2017 A	2017/12/18	2017/12/27
15922	Credit Suisse AG – Tencent Holdings Euro Put Wts Dec 2017 B	2017/12/18	2017/12/27
23474	Credit Suisse AG – Tencent Holdings Euro Put Wts Dec 2017 G	2017/12/18	2017/12/27
17192	Goldman Sachs SP (Asia) – AIA European Warrants Dec 2017 C	2017/12/18	2017/12/27
16882	Goldman Sachs SP (Asia) – China Tel European Wts Dec 2017 A	2017/12/18	2017/12/27
16883	Goldman Sachs SP (Asia) – CKA European Warrants Dec 2017 B	2017/12/18	2017/12/27
17161	Goldman Sachs SP (Asia) – CSOP A50 ETF Euro Wts Dec 2017 A	2017/12/18	2017/12/27
27872	Goldman Sachs SP (Asia) – Galaxy Ent European Wts Dec 2017 B	2017/12/18	2017/12/27
29501	Goldman Sachs SP (Asia) – HKEX European Warrants Dec 2017 D	2017/12/18	2017/12/27
24728	Goldman Sachs SP (Asia) – Sands China Euro Wts Dec 2017 B	2017/12/18	2017/12/27
28292	Goldman Sachs SP (Asia) – Tencent European Put Wt Dec 2017 A	2017/12/18	2017/12/27
16844	Goldman Sachs SP (Asia) – Tencent European Put Wt Dec 2017 D	2017/12/18	2017/12/27
29989	Goldman Sachs SP (Asia) – Tencent European Wt Dec 2017 G	2017/12/18	2017/12/27
11258	Goldman Sachs SP (Asia) – Tencent European Wt Dec 2017 H	2017/12/18	2017/12/27
29149	Haitong Int'l Sec – Ch Overseas European Warrants Dec 2017 A	2017/12/18	2017/12/27
28157	Haitong Int'l Sec – Ch Overseas European Warrants Dec 2017 B	2017/12/18	2017/12/27
21304	Haitong Int'l Sec – China State Con European Warrants Dec17B	2017/12/18	2017/12/27
23617	Haitong Int'l Sec – Dongfeng European Warrants Dec 2017 A	2017/12/18	2017/12/27
23682	Haitong Int'l Sec – ENN Energy European Warrants Dec 2017 A	2017/12/18	2017/12/27
14207	HK Bank – BOC HK European Warrants Dec 2017 A	2017/12/18	2017/12/27
29529	HK Bank – China Life European Warrants Dec 2017 A	2017/12/18	2017/12/27
24061	HK Bank – China Unicom European Warrants Dec 2017 A	2017/12/18	2017/12/27
13965	HK Bank – Dongfeng Motor European Warrants Dec 2017 A	2017/12/18	2017/12/27
19371	HK Bank – Galaxy Ent European Warrants Dec 2017 B	2017/12/18	2017/12/27
29244	HK Bank – HKEX European Warrants Dec 2017 D	2017/12/18	2017/12/27
29532	HK Bank – Ping An European Warrants Dec 2017 C	2017/12/18	2017/12/27
19427	HK Bank – Sands China European Warrants Dec 2017 B	2017/12/18	2017/12/27
18404	HK Bank – Tencent European Put Warrants Dec 2017 B	2017/12/18	2017/12/27
17234	HK Bank – Tencent European Put Warrants Dec 2017 F	2017/12/18	2017/12/27
12577	HK Bank – Tencent European Warrants Dec 2017 G	2017/12/18	2017/12/27
24737	HK Bank – Yanzhou Coal European Warrants Dec 2017 A	2017/12/18	2017/12/27
13137	J P Morgan SP BV – GAC European Warrants Dec 2017 A	2017/12/18	2017/12/27
11485	J P Morgan SP BV – Yanzhou Coal European Warrants Dec 2017 A	2017/12/18	2017/12/27
14813	SG Issuer – AAC Tech European Warrants Feb 2018 A	2017/12/22	2017/12/27
14516	SG Issuer – AAC Tech European Warrants Mar 2018 A	2017/12/22	2017/12/27
16818	SG Issuer – BOCOM European Warrants Jan 2018 A	2017/12/22	2017/12/27
29950	SG Issuer – CNOOC European Warrants Apr 2018 A	2017/12/22	2017/12/27
18230	SG Issuer – CNOOC European Warrants Jan 2018 A	2017/12/22	2017/12/27
27568	SG Issuer – CNOOC European Warrants Jan 2018 B	2017/12/22	2017/12/27
16550	SG Issuer – GAC European Warrants Dec 2017 A	2017/12/18	2017/12/27
24905	SG Issuer – Geely Auto European Warrants May 2018 B	2017/12/22	2017/12/27
15975	SG Issuer – HSI European Warrants Feb 2018 C	2017/12/22	2017/12/27
14970	SG Issuer – HSI European Warrants Jan 2018 A	2017/12/22	2017/12/27
12932	SG Issuer – HSI European Warrants Jan 2018 B	2017/12/22	2017/12/27
24059	SG Issuer – HSI European Warrants Jan 2018 D	2017/12/22	2017/12/27
15673	SG Issuer – HSI European Warrants Mar 2018 A	2017/12/22	2017/12/27
29195	SG Issuer – HSI European Warrants Mar 2018 B	2017/12/22	2017/12/27
10472	SG Issuer – Nikkei 225 European Warrants Mar 2018 A	2017/12/22	2017/12/27
19122	Standard Chartered Bank – China Railway Euro Wts Dec 2017 A	2017/12/18	2017/12/27
13195	UBS AG – China Overseas European Warrants Dec 2017 A	2017/12/18	2017/12/27
16789	UBS AG – Melco European Warrants Dec 2017 A	2017/12/18	2017/12/27
19676	UBS AG – Minsheng Bank European Warrants Dec 2017 A	2017/12/18	2017/12/27
18542	UBS AG – PICC Group European Warrants Dec 2017 A	2017/12/18	2017/12/27
25366	UBS AG – Tencent Holdings European Put Warrants Dec 2017 C	2017/12/18	2017/12/27
25710	BOCI Asia Ltd. – A50 China European Warrants Dec 2017 A	2017/12/19	2017/12/28
16860	BOCI Asia Ltd. – BYD European Warrants Dec 2017 A	2017/12/19	2017/12/28
17119	BOCI Asia Ltd. – China Unicom European Warrants Dec 2017 C	2017/12/19	2017/12/28
14826	BOCI Asia Ltd. – Geely Auto European Warrants Dec 2017 A	2017/12/19	2017/12/28
14390	BOCI Asia Ltd. – Geely Auto European Warrants Dec 2017 B	2017/12/19	2017/12/28
13144	BOCI Asia Ltd. – HKEX European Put Warrants Dec 2017 C	2017/12/19	2017/12/28
16499	BOCI Asia Ltd. – Tencent Holdings European Wts Dec 2017 B	2017/12/19	2017/12/28

List of expired derivative warrants, 2017 (continued)

Code	Warrant	Last trading date	Delisted date
27569	BOCI Asia Ltd. – Tracker Fund European Warrants Dec 2017 A	2017/12/19	2017/12/28
27152	Credit Suisse AG – Tencent Holdings Euro Put Wts Dec 2017 A	2017/12/19	2017/12/28
16684	Credit Suisse AG – Tencent Holdings European Wts Dec 2017 D	2017/12/19	2017/12/28
11090	Credit Suisse AG – Tencent Holdings European Wts Dec 2017 I	2017/12/19	2017/12/28
22462	Goldman Sachs SP (Asia) – CAM CSI300 European Wts Dec 2017 A	2017/12/19	2017/12/28
18862	Goldman Sachs SP (Asia) – CC Bank European Wts Dec 2017 C	2017/12/19	2017/12/28
17159	Goldman Sachs SP (Asia) – China Unicom Euro Wts Dec 2017 B	2017/12/19	2017/12/28
29027	Goldman Sachs SP (Asia) – CKH European Wts Dec 2017 B	2017/12/19	2017/12/28
26642	Goldman Sachs SP (Asia) – CNOOC European Warrants Dec 2017 B	2017/12/19	2017/12/28
13466	Goldman Sachs SP (Asia) – CNOOC European Warrants Dec 2017 D	2017/12/19	2017/12/28
17619	Goldman Sachs SP (Asia) – HSBC European Warrants Dec 2017 A	2017/12/19	2017/12/28
16415	Goldman Sachs SP (Asia) – Tencent European Wt Dec 2017 B	2017/12/19	2017/12/28
27807	Haitong Int'l Sec – A50 China European Put Warrants Dec 17 A	2017/12/19	2017/12/28
28650	Haitong Int'l Sec – AIA European Warrants Dec 2017 B	2017/12/19	2017/12/28
14932	Haitong Int'l Sec – China Railway European Warrants Dec 17 A	2017/12/19	2017/12/28
26210	Haitong Int'l Sec – CKH European Warrants Dec 2017 A	2017/12/19	2017/12/28
12372	Haitong Int'l Sec – Evergrande European Warrants Dec 2017 A	2017/12/19	2017/12/28
26500	HK Bank – AAC Tech European Warrants Dec 2017 C	2017/12/19	2017/12/28
29742	HK Bank – HKEX European Warrants Dec 2017 A	2017/12/19	2017/12/28
14518	HK Bank – HKEX European Warrants Dec 2017 B	2017/12/19	2017/12/28
28662	HK Bank – Lenovo European Warrants Dec 2017 B	2017/12/19	2017/12/28
16402	HK Bank – Tencent European Warrants Dec 2017 D	2017/12/19	2017/12/28
26975	HK Bank – Zhaojin Mining European Warrants Dec 2017 A	2017/12/19	2017/12/28
21422	UBS AG – CC Bank European Warrants Dec 2017 A	2017/12/19	2017/12/28
17042	UBS AG – CHALCO European Warrants Dec 2017 A	2017/12/19	2017/12/28
24489	UBS AG – China Unicom European Warrants Dec 2017 B	2017/12/19	2017/12/28
25147	UBS AG – CKA European Warrants Dec 2017 B	2017/12/19	2017/12/28
16931	UBS AG – HK & China Gas European Warrants Dec 2017 A	2017/12/19	2017/12/28
18723	UBS AG – Tencent Holdings European Warrants Dec 2017 B	2017/12/19	2017/12/28
16912	UBS AG – Tencent Holdings European Warrants Dec 2017 E	2017/12/19	2017/12/28
26830	UBS AG – Yanzhou Coal European Wts Dec 2017 A	2017/12/19	2017/12/28
27412	Bank of East Asia – HS H-SHARE European Warrants Dec 2017 A	2017/12/20	2017/12/29
15057	Bank Vontobel – HSI European Warrants Dec 2017 A	2017/12/20	2017/12/29
13206	BNP Paribas Issuance B.V. – HSCEI European Wts Dec 2017 A	2017/12/20	2017/12/29
28877	BNP Paribas Issuance B.V. – HSI Euro Put Wts Dec 2017 A	2017/12/20	2017/12/29
12323	BNP Paribas Issuance B.V. – HSI Euro Put Wts Dec 2017 B	2017/12/20	2017/12/29
16720	BNP Paribas Issuance B.V. – HSI Euro Put Wts Dec 2017 D	2017/12/20	2017/12/29
16361	BNP Paribas Issuance B.V. – HSI European Wts Dec 2017 C	2017/12/20	2017/12/29
14545	BOCI Asia Ltd. – HKEX European Warrants Dec 2017 D	2017/12/20	2017/12/29
13250	BOCI Asia Ltd. – HSCEI European Warrants Dec 2017 A	2017/12/20	2017/12/29
25517	BOCI Asia Ltd. – HSI European Put Warrants Dec 2017 A	2017/12/20	2017/12/29
15847	BOCI Asia Ltd. – Tencent Holdings European Put Wts Dec 2017 C	2017/12/20	2017/12/29
14584	Credit Suisse AG – AAC Tech European Warrants Feb 2018 A	2017/12/28	2017/12/29
17104	Credit Suisse AG – AIA European Put Warrants Dec 2017 C	2017/12/20	2017/12/29
12592	Credit Suisse AG – China Life European Warrants Dec 2017 A	2017/12/20	2017/12/29
26637	Credit Suisse AG – China Mobile European Put Wts Jan 2018 C	2017/12/28	2017/12/29
11401	Credit Suisse AG – CITIC Sec European Warrants Dec 2017 B	2017/12/20	2017/12/29
29095	Credit Suisse AG – GAC European Warrants Dec 2017 A	2017/12/20	2017/12/29
29329	Credit Suisse AG – Jiangxi Copper European Wts Feb 2018 A	2017/12/28	2017/12/29
15742	Credit Suisse AG – Tencent Holdings European Wts Feb 2018 C	2017/12/28	2017/12/29
15987	Goldman Sachs SP (Asia) – Agri Bk European Wts Dec 2017 A	2017/12/20	2017/12/29
17047	Goldman Sachs SP (Asia) – AIA European Warrants Dec 2017 B	2017/12/20	2017/12/29
27500	Goldman Sachs SP (Asia) – China Life Euro Wts Dec 2017 A	2017/12/20	2017/12/29
16124	Goldman Sachs SP (Asia) – CITIC Bank European Wts Dec 2017 A	2017/12/20	2017/12/29
15832	Goldman Sachs SP (Asia) – CITIC Sec European Wts Dec 2017 A	2017/12/20	2017/12/29
23797	Goldman Sachs SP (Asia) – HS H-SHARE European Wts Dec 2017 A	2017/12/20	2017/12/29
26701	Goldman Sachs SP (Asia) – HS H-SHARE European Wts Dec 2017 B	2017/12/20	2017/12/29
15828	Goldman Sachs SP (Asia) – HSI European Put Wts Dec 2017 B	2017/12/20	2017/12/29
15830	Goldman Sachs SP (Asia) – HSI European Put Wts Dec 2017 C	2017/12/20	2017/12/29
16649	Goldman Sachs SP (Asia) – HSI European Put Wts Dec 2017 E	2017/12/20	2017/12/29
17169	Goldman Sachs SP (Asia) – HSI European Put Wts Dec 2017 G	2017/12/20	2017/12/29
14962	Goldman Sachs SP (Asia) – HSI European Warrants Dec 2017 A	2017/12/20	2017/12/29
16005	Goldman Sachs SP (Asia) – HSI European Warrants Dec 2017 D	2017/12/20	2017/12/29
16849	Goldman Sachs SP (Asia) – HSI European Warrants Dec 2017 F	2017/12/20	2017/12/29
28583	Goldman Sachs SP (Asia) – HSI European Warrants Dec 2017 H	2017/12/20	2017/12/29
16845	Goldman Sachs SP (Asia) – Lenovo European Wts Dec 2017 A	2017/12/20	2017/12/29
16591	Goldman Sachs SP (Asia) – PetroChina European Wts Dec 2017 A	2017/12/20	2017/12/29
16193	Goldman Sachs SP (Asia) – Ping An European Wts Dec 2017 A	2017/12/20	2017/12/29
16589	Goldman Sachs SP (Asia) – Stanchart European Wts Dec 2017 A	2017/12/20	2017/12/29
22568	Haitong Int'l Sec – China EB Ltd European Warrants Dec 2017A	2017/12/20	2017/12/29
29436	Haitong Int'l Sec – China State Con European Warrants Dec17A	2017/12/20	2017/12/29
22624	Haitong Int'l Sec – China Travel HK European Warrants Dec17A	2017/12/20	2017/12/29
29169	Haitong Int'l Sec – GAC European Warrants Dec 2017 A	2017/12/20	2017/12/29
29729	Haitong Int'l Sec – HSI European Put Warrants Dec 2017 A	2017/12/20	2017/12/29
15858	Haitong Int'l Sec – HSI European Put Warrants Dec 2017 B	2017/12/20	2017/12/29
15865	Haitong Int'l Sec – HSI European Put Warrants Dec 2017 C	2017/12/20	2017/12/29
22731	Haitong Int'l Sec – Kingdee Int'l European Warrants Dec 17 A	2017/12/20	2017/12/29
21212	Haitong Int'l Sec – Lenovo European Warrants Dec 2017 A	2017/12/20	2017/12/29
15896	Haitong Int'l Sec – Tencent European Put Warrants Dec 2017 A	2017/12/20	2017/12/29
26864	HK Bank – CITIC European Warrants Dec 2017 A	2017/12/20	2017/12/29
13882	HK Bank – HSCEI European Put Warrants Dec 2017 C	2017/12/20	2017/12/29
13879	HK Bank – HSCEI European Warrants Dec 2017 A	2017/12/20	2017/12/29
28476	HK Bank – HSCEI European Warrants Dec 2017 B	2017/12/20	2017/12/29
17060	HK Bank – HSCEI European Warrants Dec 2017 D	2017/12/20	2017/12/29
15653	HK Bank – HSI European Put Warrants Dec 2017 C	2017/12/20	2017/12/29
16673	HK Bank – HSI European Put Warrants Dec 2017 E	2017/12/20	2017/12/29
15650	HK Bank – HSI European Warrants Dec 2017 A	2017/12/20	2017/12/29

List of expired derivative warrants, 2017 (continued)

Code	Warrant	Last trading date	Delisted date
15651	HK Bank – HSI European Warrants Dec 2017 B	2017/12/20	2017/12/29
16273	HK Bank – HSI European Warrants Dec 2017 D	2017/12/20	2017/12/29
17061	HK Bank – HSI European Warrants Dec 2017 F	2017/12/20	2017/12/29
23034	HK Bank – HSI European Warrants Dec 2017 G	2017/12/20	2017/12/29
28686	HK Bank – HSI European Warrants Dec 2017 H	2017/12/20	2017/12/29
24901	J P Morgan SP BV – HS H-SHARE European Warrants Dec 2017 A	2017/12/20	2017/12/29
27598	J P Morgan SP BV – HSCEI European Put Warrants Dec 2017 A	2017/12/20	2017/12/29
28531	J P Morgan SP BV – HSCEI European Wts Dec 2017 B	2017/12/20	2017/12/29
14954	J P Morgan SP BV – HSI European Put Warrants Dec 2017 B	2017/12/20	2017/12/29
15767	J P Morgan SP BV – HSI European Put Warrants Dec 2017 D	2017/12/20	2017/12/29
16203	J P Morgan SP BV – HSI European Put Warrants Dec 2017 E	2017/12/20	2017/12/29
23689	J P Morgan SP BV – HSI European Put Warrants Dec 2017 F	2017/12/20	2017/12/29
12786	J P Morgan SP BV – HSI European Warrants Dec 2017 A	2017/12/20	2017/12/29
14955	J P Morgan SP BV – HSI European Warrants Dec 2017 C	2017/12/20	2017/12/29
28503	J P Morgan SP BV – HSI European Warrants Dec 2017 G	2017/12/20	2017/12/29
12743	SG Issuer – HSCEI European Warrants Dec 2017 A	2017/12/20	2017/12/29
28806	SG Issuer – HSCEI European Warrants Dec 2017 B	2017/12/20	2017/12/29
15272	SG Issuer – HSI European Put Warrants Dec 2017 E	2017/12/20	2017/12/29
16148	SG Issuer – HSI European Put Warrants Dec 2017 F	2017/12/20	2017/12/29
16621	SG Issuer – HSI European Put Warrants Dec 2017 G	2017/12/20	2017/12/29
13773	SG Issuer – HSI European Warrants Dec 2017 A	2017/12/20	2017/12/29
15578	SG Issuer – HSI European Warrants Dec 2017 B	2017/12/20	2017/12/29
23478	SG Issuer – HSI European Warrants Dec 2017 C	2017/12/20	2017/12/29
13523	UBS AG – GAC European Warrants Dec 2017 A	2017/12/20	2017/12/29
13217	UBS AG – HSCEI European Warrants Dec 2017 A	2017/12/20	2017/12/29
15882	UBS AG – HSI European Put Warrants Dec 2017 A	2017/12/20	2017/12/29
16020	UBS AG – HSI European Put Warrants Dec 2017 B	2017/12/20	2017/12/29
16444	UBS AG – HSI European Put Warrants Dec 2017 D	2017/12/20	2017/12/29
23560	UBS AG – HSI European Put Warrants Dec 2017 F	2017/12/20	2017/12/29
16021	UBS AG – HSI European Warrants Dec 2017 C	2017/12/20	2017/12/29
18005	UBS AG – HSI European Warrants Dec 2017 E	2017/12/20	2017/12/29
11508	UBS AG – PetroChina European Warrants Dec 2017 B	2017/12/20	2017/12/29

Market value and trading for derivative warrants, 2013-2017

Year/Month	Number *	Market value * (HK\$mil)	Turnover value (HK\$mil)	(%) of market total	
2013	4,715	95,733.93	1,783,314.68	11.74	
2014	4,938	146,741.31	2,044,512.26	12.03	
2015	4,590	60,433.79	4,504,078.89	17.43	
2016	3,705	42,844.32	2,726,995.81	16.75	
2017	6,094	165,919.23	3,007,655.35	13.95	
2017	Jan	3,678	50,306.14	199,608.27	18.48
	Feb	4,013	58,529.60	268,046.91	16.51
	Mar	3,988	58,457.44	257,478.20	13.72
	Apr	3,927	59,164.24	136,699.13	10.94
	May	4,244	87,355.48	182,261.33	11.64
	Jun	4,360	96,450.95	215,377.65	12.43
	Jul	4,636	133,279.08	221,334.33	12.45
	Aug	5,018	144,902.71	308,768.27	14.26
	Sep	5,373	136,754.02	265,162.16	13.34
	Oct	5,509	140,998.17	256,948.48	13.50
	Nov	6,129	185,213.86	415,036.66	15.83
	Dec	6,094	165,919.23	280,933.96	14.22

* Month-end or year-end figures.

Newly listed callable bull/bear contracts

Code	Issuer	Name of issue	Issue prices (HK\$)	Strike price (HKD)/Strike level per 10 units	Call price (HKD)/Call level per 10 units	Expiry date	No. of issue (units)	Listing date
67667	BNP Paribas Issuance B.V.	HSI R Bear CBBC Apr 2017 R	0.2500	22,000 per 10,000 units	21,800 per 10,000 units	2017/04/27	250,000,000	2017/01/03
67679	BNP Paribas Issuance B.V.	HSI R Bear CBBC Apr 2017 S	0.2500	21,900 per 10,000 units	21,700 per 10,000 units	2017/04/27	250,000,000	2017/01/03
67736	Credit Suisse AG	HSI R Bull CBBC Aug 2017 K	0.2500	21,538 per 15,000 units	21,738 per 15,000 units	2017/08/30	300,000,000	2017/01/03
67738	Credit Suisse AG	HSI R Bull CBBC Dec 2017 W	0.2500	21,400 per 10,000 units	21,600 per 10,000 units	2017/12/28	200,000,000	2017/01/03
67745	Credit Suisse AG	HSI R Bear CBBC May 2017 C	0.2500	21,988 per 10,000 units	21,788 per 10,000 units	2017/05/29	200,000,000	2017/01/03
67753	Credit Suisse AG	HSI R Bear CBBC May 2017 D	0.2500	21,826 per 12,000 units	21,626 per 12,000 units	2017/05/29	200,000,000	2017/01/03
67695	Goldman Sachs Structured Products (Asia) Ltd.	HSI R Bull CBBC Dec 2017 G	0.2500	21,500 per 10,000 units	21,600 per 10,000 units	2017/12/28	200,000,000	2017/01/03
67555	Goldman Sachs Structured Products (Asia) Ltd.	HSI R Bull CBBC Dec 2017 Q	0.2500	21,600 per 10,000 units	21,800 per 10,000 units	2017/12/28	200,000,000	2017/01/03
67697	Goldman Sachs Structured Products (Asia) Ltd.	HSI R Bear CBBC Apr 2017 Y	0.2500	21,726 per 10,000 units	21,626 per 10,000 units	2017/04/27	200,000,000	2017/01/03
67639	Hongkong and Shanghai Banking Corporation Ltd., The	CSOP A50 ETF R Bear CBBC Aug 2017 B	0.2500	12.2800	12.1800	2017/08/18	40,000,000	2017/01/03
67622	Hongkong and Shanghai Banking Corporation Ltd., The	CSOP A50 ETF R Bear CBBC Sep 2017 A	0.3500	13.8800	13.7800	2017/09/18	40,000,000	2017/01/03
67662	Hongkong and Shanghai Banking Corporation Ltd., The	A50 R Bear CBBC Aug 2017 B	0.2500	11.7800	11.6800	2017/08/18	40,000,000	2017/01/03
67628	Hongkong and Shanghai Banking Corporation Ltd., The	A50 R Bear CBBC Sep 2017 A	0.3500	13.3800	13.2800	2017/09/18	40,000,000	2017/01/03
67632	Hongkong and Shanghai Banking Corporation Ltd., The	HKEX R Bull CBBC Jan 2018 B	0.3500	153.88 per 100 units	153.88 per 100 units	2018/01/15	50,000,000	2017/01/03
67564	Hongkong and Shanghai Banking Corporation Ltd., The	HSCEI R Bull CBBC Dec 2017 A	0.2500	7,938 per 10,000 units	8,038 per 10,000 units	2017/12/28	60,000,000	2017/01/03
67559	Hongkong and Shanghai Banking Corporation Ltd., The	HSCEI R Bear CBBC May 2017 H	0.2500	9,586 per 10,000 units	9,486 per 10,000 units	2017/05/29	50,000,000	2017/01/03
67611	Hongkong and Shanghai Banking Corporation Ltd., The	HSCEI R Bear CBBC Oct 2017 B	0.2500	10,386 per 10,000 units	10,286 per 10,000 units	2017/10/30	50,000,000	2017/01/03
67566	Hongkong and Shanghai Banking Corporation Ltd., The	HSI R Bull CBBC Jul 2017 N	0.2500	21,248 per 15,000 units	21,398 per 15,000 units	2017/07/28	100,000,000	2017/01/03
67572	Hongkong and Shanghai Banking Corporation Ltd., The	HSI R Bull CBBC Oct 2017 K	0.2500	20,448 per 15,000 units	20,598 per 15,000 units	2017/10/30	100,000,000	2017/01/03
67579	Hongkong and Shanghai Banking Corporation Ltd., The	HSI R Bull CBBC Nov 2017 F	0.2500	20,248 per 15,000 units	20,398 per 15,000 units	2017/11/29	100,000,000	2017/01/03
67608	Hongkong and Shanghai Banking Corporation Ltd., The	HSI R Bull CBBC Dec 2017 A	0.2500	20,048 per 15,000 units	20,198 per 15,000 units	2017/12/28	100,000,000	2017/01/03
67589	Hongkong and Shanghai Banking Corporation Ltd., The	HSI R Bear CBBC May 2017 I	0.2500	21,938 per 15,000 units	21,788 per 15,000 units	2017/05/29	100,000,000	2017/01/03
67597	Hongkong and Shanghai Banking Corporation Ltd., The	HSI R Bear CBBC Jun 2017 A	0.2500	22,238 per 15,000 units	22,088 per 15,000 units	2017/06/29	100,000,000	2017/01/03
67598	Hongkong and Shanghai Banking Corporation Ltd., The	HSI R Bear CBBC Jul 2017 A	0.2500	22,438 per 15,000 units	22,288 per 15,000 units	2017/07/28	100,000,000	2017/01/03
67633	Hongkong and Shanghai Banking Corporation Ltd., The	Tencent R Bear CBBC Sep 2017 B	0.2500	189.88 per 100 units	187.88 per 100 units	2017/09/18	40,000,000	2017/01/03
67634	Hongkong and Shanghai Banking Corporation Ltd., The	Tencent R Bear CBBC Nov 2017 C	0.2500	199.88 per 100 units	197.88 per 100 units	2017/11/06	40,000,000	2017/01/03
67636	Hongkong and Shanghai Banking Corporation Ltd., The	Tencent R Bear CBBC Nov 2017 D	0.3000	204.88 per 100 units	202.88 per 100 units	2017/11/13	40,000,000	2017/01/03
67637	Hongkong and Shanghai Banking Corporation Ltd., The	Tencent R Bear CBBC Nov 2017 E	0.3500	209.88 per 100 units	207.88 per 100 units	2017/11/20	40,000,000	2017/01/03
67760	J.P. Morgan Structured Products B.V.	HSI R Bull CBBC Oct 2017 N	0.2500	21,668 per 10,000 units	21,768 per 10,000 units	2017/10/30	200,000,000	2017/01/03
67768	J.P. Morgan Structured Products B.V.	HSI R Bear CBBC Apr 2017 L	0.2500	21,748 per 10,000 units	21,648 per 10,000 units	2017/04/27	200,000,000	2017/01/03
67788	J.P. Morgan Structured Products B.V.	HSI R Bear CBBC Apr 2017 M	0.2500	22,048 per 10,000 units	21,948 per 10,000 units	2017/04/27	200,000,000	2017/01/03
67790	SGA Societe Generale Acceptance N.V./SG Issuer	HSI R Bull CBBC Dec 2017 S	0.2600	18,658 per 12,000 units	18,758 per 12,000 units	2017/12/28	200,000,000	2017/01/03
67803	SGA Societe Generale Acceptance N.V./SG Issuer	HSI R Bull CBBC Mar 2018 I	0.2500	21,458 per 12,000 units	21,558 per 12,000 units	2018/03/28	200,000,000	2017/01/03
67806	SGA Societe Generale Acceptance N.V./SG Issuer	HSI R Bull CBBC Mar 2018 L	0.2500	21,508 per 10,000 units	21,608 per 10,000 units	2018/03/28	200,000,000	2017/01/03
67797	SGA Societe Generale Acceptance N.V./SG Issuer	HSI R Bull CBBC Mar 2018 N	0.2500	19,358 per 12,000 units	19,458 per 12,000 units	2018/03/28	200,000,000	2017/01/03
67819	SGA Societe Generale Acceptance N.V./SG Issuer	HSI R Bear CBBC Apr 2017 T	0.2500	21,738 per 12,000 units	21,638 per 12,000 units	2017/04/27	200,000,000	2017/01/03
67820	SGA Societe Generale Acceptance N.V./SG Issuer	HSI R Bear CBBC Apr 2017 U	0.2500	21,788 per 10,000 units	21,688 per 10,000 units	2017/04/27	200,000,000	2017/01/03
67703	UBS AG	HSI R Bull CBBC Sep 2017 D	0.2500	21,550 per 10,000 units	21,750 per 10,000 units	2017/09/28	200,000,000	2017/01/03
67704	UBS AG	HSI R Bull CBBC Sep 2017 G	0.2500	21,400 per 12,000 units	21,600 per 12,000 units	2017/09/28	250,000,000	2017/01/03
67698	UBS AG	HSI R Bull CBBC Jan 2018 C	0.2500	21,609 per 14,000 units	21,809 per 14,000 units	2018/01/30	300,000,000	2017/01/03
67707	UBS AG	HSI R Bear CBBC Apr 2017 N	0.2500	21,826 per 12,000 units	21,626 per 12,000 units	2017/04/27	200,000,000	2017/01/03
67727	UBS AG	HSI R Bear CBBC May 2017 E	0.2500	22,088 per 14,000 units	21,888 per 14,000 units	2017/05/29	300,000,000	2017/01/03
67827	BNP Paribas Issuance B.V.	HSI R Bull CBBC Nov 2017 T	0.2500	21,300 per 10,000 units	21,500 per 10,000 units	2017/11/29	250,000,000	2017/01/04

Newly listed callable bull/bear contracts (continued)

Code	Issuer	Name of issue	Issue prices (HK\$)	Strike price (HKD)/Strike level per 10 units	Call price (HKD)/Call level per 10 units	Expiry date	No. of issue (units)	Listing date
67828	BNP Paribas Issuance B.V.	HSI R Bull CBBC Dec 2017 Q	0.2500	21,400 per 10,000 units	21,600 per 10,000 units	2017/12/28	250,000,000	2017/01/04
67948	Credit Suisse AG	HSI R Bull CBBC Sep 2017 A	0.2500	21,436 per 15,000 units	21,636 per 15,000 units	2017/09/28	300,000,000	2017/01/04
67954	Credit Suisse AG	HSI R Bull CBBC Dec 2017 T	0.2500	21,300 per 10,000 units	21,500 per 10,000 units	2017/12/28	200,000,000	2017/01/04
67961	Credit Suisse AG	HSI R Bear CBBC May 2017 E	0.2500	21,722 per 12,000 units	21,522 per 12,000 units	2017/05/29	200,000,000	2017/01/04
67963	Credit Suisse AG	HSI R Bear CBBC May 2017 F	0.2500	21,888 per 10,000 units	21,688 per 10,000 units	2017/05/29	200,000,000	2017/01/04
67960	Credit Suisse AG	Tencent R Bear CBBC Jul 2017 D	0.2500	183.28 per 100 units	181.28 per 100 units	2017/07/19	40,000,000	2017/01/04
67834	Goldman Sachs Structured Products (Asia) Ltd.	HSI R Bull CBBC Dec 2017 R	0.2500	21,300 per 10,000 units	21,500 per 10,000 units	2017/12/28	200,000,000	2017/01/04
68014	Goldman Sachs Structured Products (Asia) Ltd.	HSI R Bull CBBC Dec 2017 Y	0.2500	20,450 per 10,000 units	20,550 per 10,000 units	2017/12/28	200,000,000	2017/01/04
67920	Goldman Sachs Structured Products (Asia) Ltd.	HSI R Bear CBBC Apr 2017 Z	0.2500	21,622 per 10,000 units	21,522 per 10,000 units	2017/04/27	200,000,000	2017/01/04
67906	Hongkong and Shanghai Banking Corporation Ltd., The	HSCEI R Bull CBBC Nov 2017 A	0.2500	7,738 per 10,000 units	7,838 per 10,000 units	2017/11/29	60,000,000	2017/01/04
67911	Hongkong and Shanghai Banking Corporation Ltd., The	HSCEI R Bear CBBC May 2017 I	0.2500	9,386 per 10,000 units	9,286 per 10,000 units	2017/05/29	50,000,000	2017/01/04
67878	Hongkong and Shanghai Banking Corporation Ltd., The	HSI R Bear CBBC Jul 2017 B	0.2500	21,738 per 15,000 units	21,588 per 15,000 units	2017/07/28	100,000,000	2017/01/04
67855	Hongkong and Shanghai Banking Corporation Ltd., The	HSI R Bear CBBC Oct 2017 F	0.2500	22,638 per 15,000 units	22,488 per 15,000 units	2017/10/30	100,000,000	2017/01/04
67866	Hongkong and Shanghai Banking Corporation Ltd., The	HSI R Bear CBBC Nov 2017 F	0.2500	22,838 per 15,000 units	22,688 per 15,000 units	2017/11/29	100,000,000	2017/01/04
67837	Hongkong and Shanghai Banking Corporation Ltd., The	ICBC R Bull CBBC Nov 2017 A	0.2500	3.5300	3.6300	2017/11/30	50,000,000	2017/01/04
67843	Hongkong and Shanghai Banking Corporation Ltd., The	ICBC R Bull CBBC Jan 2018 A	0.2500	3.2300	3.3300	2018/01/08	50,000,000	2017/01/04
67847	Hongkong and Shanghai Banking Corporation Ltd., The	ICBC R Bear CBBC Nov 2017 A	0.2500	5.0800	4.9800	2017/11/30	40,000,000	2017/01/04
67917	J.P. Morgan Structured Products B.V.	HSI R Bull CBBC Oct 2017 S	0.2500	21,400 per 10,000 units	21,600 per 10,000 units	2017/10/30	200,000,000	2017/01/04
67931	J.P. Morgan Structured Products B.V.	HSI R Bear CBBC Apr 2017 N	0.2500	22,000 per 10,000 units	21,800 per 10,000 units	2017/04/27	200,000,000	2017/01/04
67940	J.P. Morgan Structured Products B.V.	HSI R Bear CBBC Apr 2017 O	0.2500	22,348 per 10,000 units	22,248 per 10,000 units	2017/04/27	200,000,000	2017/01/04
67928	J.P. Morgan Structured Products B.V.	HSI R Bear CBBC May 2017 A	0.2500	21,648 per 10,000 units	21,548 per 10,000 units	2017/05/29	200,000,000	2017/01/04
68015	SGA Societe Generale Acceptance N.V./SG Issuer	HSI R Bull CBBC Dec 2017 T	0.2950	18,158 per 12,000 units	18,258 per 12,000 units	2017/12/28	200,000,000	2017/01/04
68016	SGA Societe Generale Acceptance N.V./SG Issuer	HSI R Bull CBBC Dec 2017 U	0.3400	18,308 per 10,000 units	18,408 per 10,000 units	2017/12/28	200,000,000	2017/01/04
68017	SGA Societe Generale Acceptance N.V./SG Issuer	HSI R Bull CBBC Dec 2017 V	0.3200	18,508 per 10,000 units	18,608 per 10,000 units	2017/12/28	200,000,000	2017/01/04
68024	SGA Societe Generale Acceptance N.V./SG Issuer	HSI R Bull CBBC Mar 2018 D	0.3000	18,708 per 10,000 units	18,908 per 10,000 units	2018/03/28	200,000,000	2017/01/04
68031	SGA Societe Generale Acceptance N.V./SG Issuer	HSI R Bull CBBC Mar 2018 J	0.2500	21,308 per 10,000 units	21,508 per 10,000 units	2018/03/28	200,000,000	2017/01/04
68033	SGA Societe Generale Acceptance N.V./SG Issuer	HSI R Bear CBBC Apr 2017 V	0.2500	21,788 per 10,000 units	21,588 per 10,000 units	2017/04/27	200,000,000	2017/01/04
67988	UBS AG	HSI R Bull CBBC Oct 2017 I	0.2500	20,188 per 12,000 units	20,388 per 12,000 units	2017/10/30	250,000,000	2017/01/04
67985	UBS AG	HSI R Bull CBBC Dec 2017 U	0.2500	21,436 per 10,000 units	21,636 per 10,000 units	2017/12/28	200,000,000	2017/01/04
67987	UBS AG	HSI R Bull CBBC Dec 2017 Y	0.2500	21,300 per 12,000 units	21,500 per 12,000 units	2017/12/28	250,000,000	2017/01/04
68008	UBS AG	HSI R Bear CBBC Apr 2017 J	0.2500	21,722 per 12,000 units	21,522 per 12,000 units	2017/04/27	250,000,000	2017/01/04
68011	UBS AG	HSI R Bear CBBC May 2017 F	0.2500	21,900 per 10,000 units	21,700 per 10,000 units	2017/05/29	200,000,000	2017/01/04
68163	BNP Paribas Issuance B.V.	Ch Mob R Bull CBBC Dec 2017 A	0.2500	74 per 100 units	76 per 100 units	2017/12/29	50,000,000	2017/01/05
68157	BNP Paribas Issuance B.V.	Tencent R Bull CBBC Dec 2017 A	0.2500	177 per 100 units	180 per 100 units	2017/12/29	50,000,000	2017/01/05
68160	BNP Paribas Issuance B.V.	Tencent R Bull CBBC Dec 2017 B	0.2500	160 per 100 units	163 per 100 units	2017/12/29	50,000,000	2017/01/05
68034	Credit Suisse AG	HSI R Bull CBBC Nov 2017 J	0.2500	21,350 per 12,000 units	21,550 per 12,000 units	2017/11/29	200,000,000	2017/01/05
68056	Credit Suisse AG	HSI R Bull CBBC Nov 2017 K	0.2500	21,488 per 10,000 units	21,688 per 10,000 units	2017/11/29	200,000,000	2017/01/05
68035	Credit Suisse AG	HSI R Bear CBBC May 2017 G	0.2500	21,788 per 15,000 units	21,588 per 15,000 units	2017/05/29	300,000,000	2017/01/05
68051	Credit Suisse AG	HSI R Bear CBBC May 2017 H	0.2500	21,908 per 15,000 units	21,708 per 15,000 units	2017/05/29	300,000,000	2017/01/05
68147	Goldman Sachs Structured Products (Asia) Ltd.	HSI R Bull CBBC Dec 2017 J	0.2500	21,500 per 10,000 units	21,700 per 10,000 units	2017/12/28	200,000,000	2017/01/05
68126	Goldman Sachs Structured Products (Asia) Ltd.	HSI R Bear CBBC Apr 2017 C	0.2500	21,800 per 10,000 units	21,600 per 10,000 units	2017/04/27	200,000,000	2017/01/05
68145	Goldman Sachs Structured Products (Asia) Ltd.	HSI R Bear CBBC Apr 2017 D	0.2500	22,100 per 10,000 units	21,900 per 10,000 units	2017/04/27	200,000,000	2017/01/05
68060	Hongkong and Shanghai Banking Corporation Ltd., The	AAC Tech R Bull CBBC Oct 2017 C	0.2500	61.88 per 100 units	63.88 per 100 units	2017/10/30	40,000,000	2017/01/05

Newly listed callable bull/bear contracts (continued)

Code	Issuer	Name of issue	Issue prices (HK\$)	Strike price (HKD)/Strike level per 10 units	Call price (HKD)/Call level per 10 units	Expiry date	No. of issue (units)	Listing date
68090	Hongkong and Shanghai Banking Corporation Ltd., The	CC Bank R Bull CBBC Feb 2018 A	0.2500	3.9000	3.9800	2018/02/12	50,000,000	2017/01/05
68059	Hongkong and Shanghai Banking Corporation Ltd., The	CSOP A50 ETF R Bull CBBC Feb 2018 A	0.2500	8.9800	9.0800	2018/02/12	50,000,000	2017/01/05
68057	Hongkong and Shanghai Banking Corporation Ltd., The	HKEX R Bull CBBC Feb 2018 A	0.3500	148.88 per 100 units	150.88 per 100 units	2018/02/12	50,000,000	2017/01/05
68091	Hongkong and Shanghai Banking Corporation Ltd., The	HKEX R Bear CBBC Jul 2017 F	0.2500	185.88 per 100 units	183.88 per 100 units	2017/07/12	40,000,000	2017/01/05
68078	Hongkong and Shanghai Banking Corporation Ltd., The	Lenovo R Bear CBBC Dec 2017 A	0.2500	5.3800	5.0800	2017/12/22	40,000,000	2017/01/05
68166	J.P. Morgan Structured Products B.V.	CC Bank R Bull CBBC Nov 2017 A	0.2500	5.4800	5.5800	2017/11/17	100,000,000	2017/01/05
68173	J.P. Morgan Structured Products B.V.	HKEX R Bull CBBC Nov 2017 H	0.2500	176.88 per 100 units	178.88 per 100 units	2017/11/17	40,000,000	2017/01/05
68172	J.P. Morgan Structured Products B.V.	HKEX R Bull CBBC Dec 2017 G	0.2500	172.88 per 100 units	174.88 per 100 units	2017/12/15	40,000,000	2017/01/05
68175	J.P. Morgan Structured Products B.V.	HKEX R Bear CBBC Jul 2017 F	0.2500	188.08 per 100 units	186.08 per 100 units	2017/07/21	40,000,000	2017/01/05
68164	J.P. Morgan Structured Products B.V.	HSBC R Bear CBBC Jul 2017 B	0.2500	67.58 per 100 units	66.08 per 100 units	2017/07/21	100,000,000	2017/01/05
68148	J.P. Morgan Structured Products B.V.	HSI R Bull CBBC Oct 2017 T	0.2500	21,468 per 10,000 units	21,568 per 10,000 units	2017/10/30	200,000,000	2017/01/05
68151	J.P. Morgan Structured Products B.V.	HSI R Bear CBBC Apr 2017 P	0.2500	21,800 per 10,000 units	21,600 per 10,000 units	2017/04/27	200,000,000	2017/01/05
68169	J.P. Morgan Structured Products B.V.	Tencent R Bull CBBC Nov 2017 H	0.2500	178.88 per 100 units	180.88 per 100 units	2017/11/17	60,000,000	2017/01/05
68177	SGA Societe Generale Acceptance N.V./SG Issuer	HSI R Bull CBBC Mar 2018 K	0.2500	21,558 per 10,000 units	21,658 per 10,000 units	2018/03/28	200,000,000	2017/01/05
68179	SGA Societe Generale Acceptance N.V./SG Issuer	HSI R Bull CBBC Mar 2018 P	0.2500	21,608 per 10,000 units	21,708 per 10,000 units	2018/03/28	200,000,000	2017/01/05
68180	SGA Societe Generale Acceptance N.V./SG Issuer	HSI R Bear CBBC Apr 2017 W	0.2500	21,888 per 12,000 units	21,788 per 12,000 units	2017/04/27	200,000,000	2017/01/05
68184	SGA Societe Generale Acceptance N.V./SG Issuer	HSI R Bear CBBC Apr 2017 X	0.2500	22,038 per 10,000 units	21,838 per 10,000 units	2017/04/27	200,000,000	2017/01/05
68117	UBS AG	China Mobile R Bull CBBC Oct 2017 B	0.2500	74.80 per 100 units	76 per 100 units	2017/10/16	50,000,000	2017/01/05
68121	UBS AG	HSI R Bull CBBC Oct 2017 O	0.2500	21,350 per 10,000 units	21,550 per 10,000 units	2017/10/30	200,000,000	2017/01/05
68108	UBS AG	HSI R Bear CBBC Apr 2017 O	0.2500	21,775 per 10,000 units	21,575 per 10,000 units	2017/04/27	200,000,000	2017/01/05
68229	Credit Suisse AG	China Mobile R Bull CBBC Nov 2017 B	0.2500	78.98 per 100 units	80.18 per 100 units	2017/11/02	50,000,000	2017/01/06
68227	Credit Suisse AG	CSOP A50 ETF R Bull CBBC Oct 2017 C	0.2500	9.8900	9.9900	2017/10/12	40,000,000	2017/01/06
68245	Credit Suisse AG	HSCEI R Bull CBBC Nov 2017 D	0.2500	9,028 per 10,000 units	9,128 per 10,000 units	2017/11/29	100,000,000	2017/01/06
68252	Credit Suisse AG	HSCEI R Bull CBBC Nov 2017 E	0.2500	8,608 per 10,000 units	8,708 per 10,000 units	2017/11/29	100,000,000	2017/01/06
68261	Credit Suisse AG	HSCEI R Bull CBBC Dec 2017 A	0.2500	8,150 per 10,000 units	8,250 per 10,000 units	2017/12/28	100,000,000	2017/01/06
68266	Credit Suisse AG	HSCEI R Bear CBBC May 2017 A	0.2500	10,088 per 10,000 units	9,988 per 10,000 units	2017/05/29	100,000,000	2017/01/06
68265	Credit Suisse AG	HSCEI R Bear CBBC Jun 2017 A	0.2500	9,688 per 10,000 units	9,588 per 10,000 units	2017/06/29	100,000,000	2017/01/06
68269	Credit Suisse AG	HSI R Bull CBBC Dec 2017 P	0.2500	21,590 per 12,000 units	21,790 per 12,000 units	2017/12/28	200,000,000	2017/01/06
68274	Credit Suisse AG	HSI R Bear CBBC May 2017 I	0.2500	22,088 per 15,000 units	21,888 per 15,000 units	2017/05/29	300,000,000	2017/01/06
68244	Credit Suisse AG	Tencent R Bull CBBC Jul 2017 D	0.2500	183.18 per 100 units	185.18 per 100 units	2017/07/21	50,000,000	2017/01/06
68241	Credit Suisse AG	Tencent R Bull CBBC Aug 2017 B	0.2500	177.98 per 100 units	179.98 per 100 units	2017/08/04	50,000,000	2017/01/06
68285	Goldman Sachs Structured Products (Asia) Ltd.	HSI R Bull CBBC Nov 2017 J	0.2500	21,650 per 10,000 units	21,750 per 10,000 units	2017/11/29	200,000,000	2017/01/06
68277	Goldman Sachs Structured Products (Asia) Ltd.	HSI R Bear CBBC Apr 2017 E	0.2500	22,000 per 10,000 units	21,800 per 10,000 units	2017/04/27	200,000,000	2017/01/06
68196	Hongkong and Shanghai Banking Corporation Ltd., The	HKEX R Bull CBBC Sep 2017 H	0.2500	175.88 per 100 units	177.88 per 100 units	2017/09/29	50,000,000	2017/01/06
68198	Hongkong and Shanghai Banking Corporation Ltd., The	HSI R Bull CBBC Sep 2017 Q	0.2500	21,448 per 15,000 units	21,598 per 15,000 units	2017/09/28	100,000,000	2017/01/06
68192	Hongkong and Shanghai Banking Corporation Ltd., The	Tencent R Bull CBBC Jul 2017 K	0.2500	185.88 per 100 units	187.88 per 100 units	2017/07/31	50,000,000	2017/01/06
68191	Hongkong and Shanghai Banking Corporation Ltd., The	Tencent R Bull CBBC Aug 2017 M	0.2500	182.88 per 100 units	184.88 per 100 units	2017/08/21	50,000,000	2017/01/06
68187	Hongkong and Shanghai Banking Corporation Ltd., The	Tencent R Bull CBBC Sep 2017 J	0.2500	179.88 per 100 units	181.88 per 100 units	2017/09/29	50,000,000	2017/01/06
68194	Hongkong and Shanghai Banking Corporation Ltd., The	Tencent R Bear CBBC Dec 2017 B	0.3500	214.88 per 100 units	212.88 per 100 units	2017/12/11	40,000,000	2017/01/06
68310	J.P. Morgan Structured Products B.V.	HSI R Bull CBBC Dec 2017 K	0.2500	21,300 per 10,000 units	21,500 per 10,000 units	2017/12/28	200,000,000	2017/01/06
68338	J.P. Morgan Structured Products B.V.	HSI R Bull CBBC Dec 2017 L	0.2500	21,690 per 10,000 units	21,790 per 10,000 units	2017/12/28	200,000,000	2017/01/06
68316	J.P. Morgan Structured Products B.V.	HSI R Bear CBBC Apr 2017 Q	0.2500	21,848 per 10,000 units	21,748 per 10,000 units	2017/04/27	200,000,000	2017/01/06
68328	J.P. Morgan Structured Products B.V.	HSI R Bear CBBC Apr 2017 R	0.2500	22,748 per 10,000 units	22,648 per 10,000 units	2017/04/27	200,000,000	2017/01/06

Newly listed callable bull/bear contracts (continued)

Code	Issuer	Name of issue	Issue prices (HK\$)	Strike price (HKD)/Strike level per 10 units	Call price (HKD)/Call level per 10 units	Expiry date	No. of issue (units)	Listing date
68330	J.P. Morgan Structured Products B.V.	HSI R Bear CBBC Apr 2017 S	0.2500	23,048 per 10,000 units	22,948 per 10,000 units	2017/04/27	200,000,000	2017/01/06
68339	J.P. Morgan Structured Products B.V.	Tencent R Bull CBBC Oct 2017 G	0.2500	182.88 per 100 units	184.88 per 100 units	2017/10/20	60,000,000	2017/01/06
68201	SGA Societe Generale Acceptance N.V./SG Issuer	CCB R Bull CBBC Dec 2017 A	0.2500	5.4000	5.4800	2017/12/28	40,000,000	2017/01/06
68202	SGA Societe Generale Acceptance N.V./SG Issuer	HKEX R Bear CBBC Sep 2017 B	0.2500	186.88 per 100 units	184.88 per 100 units	2017/09/28	100,000,000	2017/01/06
68295	SGA Societe Generale Acceptance N.V./SG Issuer	HSI R Bull CBBC Mar 2018 Q	0.2500	21,558 per 10,000 units	21,758 per 10,000 units	2018/03/28	200,000,000	2017/01/06
68305	SGA Societe Generale Acceptance N.V./SG Issuer	HSI R Bear CBBC Apr 2017 Y	0.2500	22,138 per 10,000 units	21,938 per 10,000 units	2017/04/27	200,000,000	2017/01/06
68210	SGA Societe Generale Acceptance N.V./SG Issuer	Tencent R Bull CBBC Oct 2017 D	0.2500	178.58 per 100 units	180.08 per 100 units	2017/10/30	100,000,000	2017/01/06
68222	SGA Societe Generale Acceptance N.V./SG Issuer	Tencent R Bull CBBC Oct 2017 E	0.2500	184.58 per 100 units	186.08 per 100 units	2017/10/30	100,000,000	2017/01/06
68213	SGA Societe Generale Acceptance N.V./SG Issuer	Tencent R Bull CBBC Nov 2017 E	0.2500	181.58 per 100 units	183.08 per 100 units	2017/11/29	100,000,000	2017/01/06
68289	UBS AG	HSI R Bull CBBC Nov 2017 N	0.2500	21,590 per 12,000 units	21,790 per 12,000 units	2017/11/29	250,000,000	2017/01/06
68286	UBS AG	HSI R Bear CBBC Apr 2017 P	0.2500	21,934 per 12,000 units	21,734 per 12,000 units	2017/04/27	250,000,000	2017/01/06
68359	BNP Paribas Issuance B.V.	HSI R Bull CBBC Nov 2017 U	0.2500	21,500 per 10,000 units	21,700 per 10,000 units	2017/11/29	250,000,000	2017/01/09
68447	BNP Paribas Issuance B.V.	HSI R Bull CBBC Nov 2017 V	0.2500	21,700 per 10,000 units	21,900 per 10,000 units	2017/11/29	250,000,000	2017/01/09
68450	BNP Paribas Issuance B.V.	HSI R Bull CBBC Dec 2017 D	0.2500	21,800 per 10,000 units	22,000 per 10,000 units	2017/12/28	250,000,000	2017/01/09
68446	BNP Paribas Issuance B.V.	HSI R Bull CBBC Dec 2017 R	0.2500	21,600 per 10,000 units	21,800 per 10,000 units	2017/12/28	250,000,000	2017/01/09
68342	BNP Paribas Issuance B.V.	HSI R Bear CBBC Apr 2017 T	0.2500	22,100 per 10,000 units	21,900 per 10,000 units	2017/04/27	250,000,000	2017/01/09
68360	BNP Paribas Issuance B.V.	HSI R Bear CBBC Apr 2017 U	0.2500	22,200 per 10,000 units	22,000 per 10,000 units	2017/04/27	250,000,000	2017/01/09
68423	Credit Suisse AG	HKEX R Bull CBBC Nov 2017 D	0.2500	176.98 per 100 units	178.98 per 100 units	2017/11/08	50,000,000	2017/01/09
68424	Credit Suisse AG	HSI R Bull CBBC Nov 2017 Q	0.2500	21,650 per 10,000 units	21,850 per 10,000 units	2017/11/29	200,000,000	2017/01/09
68439	Credit Suisse AG	HSI R Bull CBBC Dec 2017 H	0.2500	21,803 per 12,000 units	22,003 per 12,000 units	2017/12/28	200,000,000	2017/01/09
68421	Credit Suisse AG	HSI R Bear CBBC Apr 2017 G	0.2500	22,150 per 10,000 units	21,950 per 10,000 units	2017/04/27	200,000,000	2017/01/09
68415	Credit Suisse AG	HSI R Bear CBBC Apr 2017 O	0.2500	22,000 per 12,000 units	21,800 per 12,000 units	2017/04/27	200,000,000	2017/01/09
68407	The Bank of East Asia, Ltd.	HKEX R Bull CBBC Jan 2018 A	0.3500	175.88 per 100 units	177.88 per 100 units	2018/01/08	30,000,000	2017/01/09
68408	The Bank of East Asia, Ltd.	Ping An R Bull CBBC Jan 2018 A	0.6500	35.6800	36.2800	2018/01/08	16,000,000	2017/01/09
68401	The Bank of East Asia, Ltd.	Tencent R Bull CBBC Jan 2018 B	0.3500	180.88 per 100 units	182.88 per 100 units	2018/01/08	30,000,000	2017/01/09
68396	Goldman Sachs Structured Products (Asia) Ltd.	HSI R Bull CBBC Nov 2017 S	0.2500	21,900 per 10,000 units	22,000 per 10,000 units	2017/11/29	200,000,000	2017/01/09
68340	Goldman Sachs Structured Products (Asia) Ltd.	HSI R Bear CBBC Apr 2017 A	0.2500	21,950 per 10,000 units	21,850 per 10,000 units	2017/04/27	200,000,000	2017/01/09
68395	Goldman Sachs Structured Products (Asia) Ltd.	HSI R Bear CBBC Apr 2017 G	0.2500	22,104 per 10,000 units	22,004 per 10,000 units	2017/04/27	200,000,000	2017/01/09
68375	Hongkong and Shanghai Banking Corporation Ltd., The	BOC HK R Bull CBBC Jan 2018 A	0.4500	23.4800	23.8800	2018/01/12	40,000,000	2017/01/09
68384	Hongkong and Shanghai Banking Corporation Ltd., The	CNOOC R Bear CBBC Jul 2017 C	0.2500	10.4800	10.2800	2017/07/31	40,000,000	2017/01/09
68388	Hongkong and Shanghai Banking Corporation Ltd., The	HKEX R Bull CBBC Dec 2017 E	0.2500	181.88 per 100 units	183.88 per 100 units	2017/12/22	50,000,000	2017/01/09
68387	Hongkong and Shanghai Banking Corporation Ltd., The	HKEX R Bull CBBC Jan 2018 C	0.2500	178.88 per 100 units	180.88 per 100 units	2018/01/12	50,000,000	2017/01/09
68371	Hongkong and Shanghai Banking Corporation Ltd., The	HSCEI R Bull CBBC Dec 2017 B	0.2500	9,138 per 10,000 units	9,238 per 10,000 units	2017/12/28	60,000,000	2017/01/09
68364	Hongkong and Shanghai Banking Corporation Ltd., The	HSI R Bull CBBC Dec 2017 B	0.2500	21,648 per 15,000 units	21,798 per 15,000 units	2017/12/28	100,000,000	2017/01/09
68370	Hongkong and Shanghai Banking Corporation Ltd., The	HSI R Bull CBBC Dec 2017 C	0.2500	21,848 per 15,000 units	21,998 per 15,000 units	2017/12/28	100,000,000	2017/01/09
68552	J.P. Morgan Structured Products B.V.	AIA R Bull CBBC Jul 2017 B	0.2500	42.08 per 100 units	42.88 per 100 units	2017/07/21	100,000,000	2017/01/09
68599	J.P. Morgan Structured Products B.V.	China Mobile R Bull CBBC Nov 2017 E	0.2500	79.38 per 100 units	80.88 per 100 units	2017/11/17	100,000,000	2017/01/09
68576	J.P. Morgan Structured Products B.V.	CNOOC R Bull CBBC Nov 2017 A	0.2500	9.1800	9.3800	2017/11/17	50,000,000	2017/01/09
68488	J.P. Morgan Structured Products B.V.	CSOP A50 ETF R Bull CBBC Jan 2018 B	0.2500	10.1800	10.2800	2018/01/19	100,000,000	2017/01/09
68489	J.P. Morgan Structured Products B.V.	CSOP A50 ETF R Bull CBBC Jan 2018 C	0.2500	10.7800	10.8800	2018/01/19	100,000,000	2017/01/09
68490	J.P. Morgan Structured Products B.V.	CSOP A50 ETF R Bear CBBC Oct 2017 A	0.2500	12.0800	11.9800	2017/10/20	60,000,000	2017/01/09
68600	J.P. Morgan Structured Products B.V.	A50 China R Bull CBBC Jan 2018 A	0.2500	10.3800	10.4800	2018/01/19	100,000,000	2017/01/09
68625	J.P. Morgan Structured Products B.V.	A50 China R Bear CBBC Oct 2017 A	0.2500	11.5800	11.4800	2017/10/20	60,000,000	2017/01/09

Newly listed callable bull/bear contracts (continued)

Code	Issuer	Name of issue	Issue prices (HK\$)	Strike price (HKD)/Strike level per 10 units	Call price (HKD)/Call level per 10 units	Expiry date	No. of issue (units)	Listing date
68578	J.P. Morgan Structured Products B.V.	Geely Auto R Bull CBBC Dec 2017 B	0.2500	7.0800	7.2800	2017/12/15	80,000,000	2017/01/09
68574	J.P. Morgan Structured Products B.V.	Galaxy Ent R Bull CBBC Oct 2017 C	0.2500	32.08 per 100 units	32.88 per 100 units	2017/10/20	150,000,000	2017/01/09
68597	J.P. Morgan Structured Products B.V.	HKEX R Bull CBBC Oct 2017 H	0.2500	180.88 per 100 units	182.88 per 100 units	2017/10/20	40,000,000	2017/01/09
68593	J.P. Morgan Structured Products B.V.	HKEX R Bull CBBC Dec 2017 H	0.2500	178.88 per 100 units	180.88 per 100 units	2017/12/15	40,000,000	2017/01/09
68528	J.P. Morgan Structured Products B.V.	HSCEI R Bull CBBC Aug 2017 B	0.2500	9,300 per 10,000 units	9,400 per 10,000 units	2017/08/30	100,000,000	2017/01/09
68546	J.P. Morgan Structured Products B.V.	HSCEI R Bear CBBC May 2017 B	0.2500	10,600 per 10,000 units	10,500 per 10,000 units	2017/05/29	100,000,000	2017/01/09
68491	J.P. Morgan Structured Products B.V.	HSI R Bull CBBC Oct 2017 U	0.2500	21,903 per 10,000 units	22,003 per 10,000 units	2017/10/30	200,000,000	2017/01/09
68493	J.P. Morgan Structured Products B.V.	HSI R Bull CBBC Nov 2017 E	0.2500	21,700 per 10,000 units	21,900 per 10,000 units	2017/11/29	200,000,000	2017/01/09
68502	J.P. Morgan Structured Products B.V.	HSI R Bull CBBC Dec 2017 M	0.2500	21,568 per 10,000 units	21,668 per 10,000 units	2017/12/28	200,000,000	2017/01/09
68504	J.P. Morgan Structured Products B.V.	HSI R Bull CBBC Jan 2018 V	0.2500	20,400 per 10,000 units	20,600 per 10,000 units	2018/01/30	200,000,000	2017/01/09
68510	J.P. Morgan Structured Products B.V.	HSI R Bull CBBC Feb 2018 M	0.2500	20,200 per 10,000 units	20,400 per 10,000 units	2018/02/27	200,000,000	2017/01/09
68522	J.P. Morgan Structured Products B.V.	HSI R Bear CBBC Apr 2017 T	0.2500	22,148 per 10,000 units	22,048 per 10,000 units	2017/04/27	200,000,000	2017/01/09
68523	J.P. Morgan Structured Products B.V.	HSI R Bear CBBC Apr 2017 U	0.2500	22,948 per 10,000 units	22,848 per 10,000 units	2017/04/27	200,000,000	2017/01/09
68524	J.P. Morgan Structured Products B.V.	HSI R Bear CBBC Apr 2017 V	0.2500	23,500 per 10,000 units	23,300 per 10,000 units	2017/04/27	200,000,000	2017/01/09
68526	J.P. Morgan Structured Products B.V.	HSI R Bear CBBC Apr 2017 W	0.2500	24,400 per 10,000 units	24,200 per 10,000 units	2017/04/27	200,000,000	2017/01/09
68583	J.P. Morgan Structured Products B.V.	HSI R Bear CBBC Apr 2017 X	0.2500	21,948 per 10,000 units	21,848 per 10,000 units	2017/04/27	200,000,000	2017/01/09
68577	J.P. Morgan Structured Products B.V.	Lenovo R Bull CBBC Dec 2017 C	0.2500	4.5300	4.6800	2017/12/15	100,000,000	2017/01/09
68598	J.P. Morgan Structured Products B.V.	Ping An R Bull CBBC Dec 2017 E	0.2500	38.28 per 100 units	38.88 per 100 units	2017/12/15	150,000,000	2017/01/09
68561	J.P. Morgan Structured Products B.V.	Sands China R Bull CBBC Oct 2017 C	0.2500	32.08 per 100 units	32.88 per 100 units	2017/10/20	150,000,000	2017/01/09
68592	J.P. Morgan Structured Products B.V.	Tencent R Bull CBBC Oct 2017 H	0.2500	186.88 per 100 units	188.88 per 100 units	2017/10/20	60,000,000	2017/01/09
68589	J.P. Morgan Structured Products B.V.	Tencent R Bull CBBC Nov 2017 I	0.2500	184.88 per 100 units	186.88 per 100 units	2017/11/17	40,000,000	2017/01/09
68587	J.P. Morgan Structured Products B.V.	Tencent R Bull CBBC Dec 2017 I	0.2500	180.88 per 100 units	182.88 per 100 units	2017/12/15	60,000,000	2017/01/09
68451	SGA Societe Generale Acceptance N.V./SG Issuer	HSI R Bull CBBC Mar 2018 R	0.2500	21,708 per 10,000 units	21,908 per 10,000 units	2018/03/28	200,000,000	2017/01/09
68455	SGA Societe Generale Acceptance N.V./SG Issuer	HSI R Bull CBBC Mar 2018 U	0.2500	21,858 per 12,000 units	21,958 per 12,000 units	2018/03/28	200,000,000	2017/01/09
68464	SGA Societe Generale Acceptance N.V./SG Issuer	HSI R Bear CBBC Apr 2017 A	0.2500	22,338 per 10,000 units	22,138 per 10,000 units	2017/04/27	200,000,000	2017/01/09
68463	SGA Societe Generale Acceptance N.V./SG Issuer	HSI R Bear CBBC Apr 2017 Z	0.2500	22,138 per 12,000 units	22,038 per 12,000 units	2017/04/27	200,000,000	2017/01/09
68479	UBS AG	HSI R Bull CBBC Oct 2017 W	0.2500	21,650 per 10,000 units	21,850 per 10,000 units	2017/10/30	200,000,000	2017/01/09
68481	UBS AG	HSI R Bull CBBC Nov 2017 K	0.2500	21,500 per 12,000 units	21,700 per 12,000 units	2017/11/29	250,000,000	2017/01/09
68478	UBS AG	HSI R Bull CBBC Dec 2017 C	0.2500	21,803 per 12,000 units	22,003 per 12,000 units	2017/12/28	250,000,000	2017/01/09
68467	UBS AG	HSI R Bear CBBC Apr 2017 Q	0.2500	21,991 per 10,000 units	21,791 per 10,000 units	2017/04/27	200,000,000	2017/01/09
68468	UBS AG	HSI R Bear CBBC Apr 2017 R	0.2500	22,150 per 12,000 units	21,950 per 12,000 units	2017/04/27	250,000,000	2017/01/09
68722	Credit Suisse AG	China Life R Bull CBBC Nov 2017 B	0.2500	19.4800	19.9800	2017/11/15	40,000,000	2017/01/10
68734	Credit Suisse AG	HSI R Bull CBBC Nov 2017 R	0.2500	21,750 per 10,000 units	21,950 per 10,000 units	2017/11/29	200,000,000	2017/01/10
68735	Credit Suisse AG	HSI R Bull CBBC Dec 2017 I	0.2500	21,950 per 12,000 units	22,150 per 12,000 units	2017/12/28	200,000,000	2017/01/10
68723	Credit Suisse AG	HSI R Bear CBBC Apr 2017 H	0.2500	22,350 per 12,000 units	22,150 per 12,000 units	2017/04/27	200,000,000	2017/01/10
68727	Credit Suisse AG	HSI R Bear CBBC Apr 2017 L	0.2500	22,201 per 12,000 units	22,001 per 12,000 units	2017/04/27	200,000,000	2017/01/10
68736	Goldman Sachs Structured Products (Asia) Ltd.	HSI R Bull CBBC Nov 2017 B	0.2500	21,700 per 10,000 units	21,900 per 10,000 units	2017/11/29	200,000,000	2017/01/10
68742	Goldman Sachs Structured Products (Asia) Ltd.	HSI R Bull CBBC Nov 2017 V	0.2500	22,050 per 10,000 units	22,150 per 10,000 units	2017/11/29	200,000,000	2017/01/10
68627	Goldman Sachs Structured Products (Asia) Ltd.	HSI R Bear CBBC Apr 2017 F	0.2500	22,300 per 10,000 units	22,100 per 10,000 units	2017/04/27	200,000,000	2017/01/10
68710	Haitong International Securities Co. Ltd.	BOCL R Bull CBBC Sep 2017 A	0.2500	2.9000	2.9800	2017/09/14	60,000,000	2017/01/10
68680	Haitong International Securities Co. Ltd.	China Mobile R Bull CBBC Nov 2017 A	0.2500	74.30 per 100 units	75.80 per 100 units	2017/11/02	40,000,000	2017/01/10
68654	Haitong International Securities Co. Ltd.	COVS R Bull CBBC Nov 2017 A	0.2700	18.0000	18.5800	2017/11/06	40,000,000	2017/01/10
68665	Haitong International Securities Co. Ltd.	CC Bank R Bull CBBC Aug 2017 A	0.2500	5.4000	5.4800	2017/08/18	60,000,000	2017/01/10

Newly listed callable bull/bear contracts (continued)

Code	Issuer	Name of issue	Issue prices (HK\$)	Strike price (HKD)/Strike level per 10 units	Call price (HKD)/Call level per 10 units	Expiry date	No. of issue (units)	Listing date
68633	Haitong International Securities Co. Ltd.	CKH R Bull CBBC Nov 2017 A	0.2500	77.38 per 100 units	78.88 per 100 units	2017/11/30	40,000,000	2017/01/10
68708	Haitong International Securities Co. Ltd.	China Life R Bull CBBC Nov 2017 A	0.2500	18.3800	18.8800	2017/11/03	40,000,000	2017/01/10
68659	Haitong International Securities Co. Ltd.	CNOOC R Bull CBBC Oct 2017 C	0.2500	8.5800	8.7800	2017/10/06	40,000,000	2017/01/10
68642	Haitong International Securities Co. Ltd.	Sinopec Corp R Bull CBBC Oct 2017 A	0.2500	4.9500	5.0800	2017/10/30	40,000,000	2017/01/10
68714	Haitong International Securities Co. Ltd.	CSOP A50 ETF R Bull CBBC Dec 2017 A	0.2500	10.3800	10.4800	2017/12/29	40,000,000	2017/01/10
68715	Haitong International Securities Co. Ltd.	A50 R Bull CBBC Dec 2017 A	0.2500	9.8800	9.9800	2017/12/28	40,000,000	2017/01/10
68637	Haitong International Securities Co. Ltd.	Galaxy Ent R Bull CBBC Oct 2017 B	0.2500	28.08 per 100 units	28.88 per 100 units	2017/10/31	60,000,000	2017/01/10
68645	Haitong International Securities Co. Ltd.	HKEX R Bull CBBC Oct 2017 A	0.2500	176 per 100 units	177.98 per 100 units	2017/10/19	40,000,000	2017/01/10
68634	Haitong International Securities Co. Ltd.	HSBC R Bull CBBC Nov 2017 B	0.2500	58 per 100 units	59.08 per 100 units	2017/11/28	50,000,000	2017/01/10
68687	Haitong International Securities Co. Ltd.	ICBC R Bull CBBC Sep 2017 A	0.2500	3.9800	4.0800	2017/09/15	60,000,000	2017/01/10
68658	Haitong International Securities Co. Ltd.	PetCh R Bull CBBC Oct 2017 A	0.2500	5.1800	5.3800	2017/10/27	40,000,000	2017/01/10
68701	Haitong International Securities Co. Ltd.	Ping An R Bull CBBC Oct 2017 C	0.2500	34 per 100 units	34.80 per 100 units	2017/10/27	60,000,000	2017/01/10
68656	Haitong International Securities Co. Ltd.	Tencent R Bull CBBC Sep 2017 E	0.2500	177.28 per 100 units	179.28 per 100 units	2017/09/15	40,000,000	2017/01/10
68749	J.P. Morgan Structured Products B.V.	CKH R Bull CBBC Dec 2017 A	0.2500	85.38 per 100 units	86.88 per 100 units	2017/12/15	40,000,000	2017/01/10
68750	J.P. Morgan Structured Products B.V.	China Life R Bull CBBC Nov 2017 B	0.2500	19.3800	19.8800	2017/11/17	40,000,000	2017/01/10
68756	J.P. Morgan Structured Products B.V.	HSI R Bull CBBC Nov 2017 F	0.2500	22,050 per 10,000 units	22,150 per 10,000 units	2017/11/29	200,000,000	2017/01/10
68757	J.P. Morgan Structured Products B.V.	HSI R Bull CBBC Dec 2017 R	0.2500	21,768 per 10,000 units	21,868 per 10,000 units	2017/12/28	200,000,000	2017/01/10
68745	J.P. Morgan Structured Products B.V.	HSI R Bear CBBC Apr 2017 Y	0.2500	22,300 per 10,000 units	22,100 per 10,000 units	2017/04/27	200,000,000	2017/01/10
68771	SGA Societe Generale Acceptance N.V./SG Issuer	HSI R Bull CBBC Mar 2018 O	0.2500	22,008 per 10,000 units	22,108 per 10,000 units	2018/03/28	200,000,000	2017/01/10
68761	SGA Societe Generale Acceptance N.V./SG Issuer	HSI R Bull CBBC Mar 2018 Y	0.2500	21,758 per 12,000 units	21,858 per 12,000 units	2018/03/28	200,000,000	2017/01/10
68768	SGA Societe Generale Acceptance N.V./SG Issuer	HSI R Bull CBBC Mar 2018 Z	0.2500	21,958 per 12,000 units	22,058 per 12,000 units	2018/03/28	200,000,000	2017/01/10
68779	SGA Societe Generale Acceptance N.V./SG Issuer	HSI R Bear CBBC Apr 2017 B	0.2500	22,288 per 10,000 units	22,188 per 10,000 units	2017/04/27	200,000,000	2017/01/10
68780	SGA Societe Generale Acceptance N.V./SG Issuer	HSI R Bear CBBC Apr 2017 C	0.2500	22,338 per 10,000 units	22,238 per 10,000 units	2017/04/27	200,000,000	2017/01/10
68806	UBS AG	HSI R Bull CBBC Nov 2017 A	0.2500	21,950 per 12,000 units	22,150 per 12,000 units	2017/11/29	250,000,000	2017/01/10
68811	UBS AG	HSI R Bull CBBC Nov 2017 J	0.2500	21,750 per 10,000 units	21,950 per 10,000 units	2017/11/29	200,000,000	2017/01/10
68805	UBS AG	HSI R Bear CBBC Apr 2017 K	0.2500	22,350 per 12,000 units	22,150 per 12,000 units	2017/04/27	250,000,000	2017/01/10
68804	UBS AG	HSI R Bear CBBC Apr 2017 S	0.2500	22,201 per 10,000 units	22,001 per 10,000 units	2017/04/27	200,000,000	2017/01/10
68817	BNP Paribas Issuance B.V.	HSI R Bull CBBC Nov 2017 W	0.2500	21,900 per 10,000 units	22,100 per 10,000 units	2017/11/29	250,000,000	2017/01/11
68819	BNP Paribas Issuance B.V.	HSI R Bear CBBC Apr 2017 V	0.2500	22,400 per 10,000 units	22,200 per 10,000 units	2017/04/27	250,000,000	2017/01/11
68859	Credit Suisse AG	HSI R Bull CBBC Nov 2017 D	0.2500	21,700 per 12,000 units	21,900 per 12,000 units	2017/11/29	200,000,000	2017/01/11
68862	Credit Suisse AG	HSI R Bull CBBC Dec 2017 J	0.2500	21,900 per 10,000 units	22,100 per 10,000 units	2017/12/28	200,000,000	2017/01/11
68864	Credit Suisse AG	HSI R Bear CBBC Apr 2017 M	0.2500	22,400 per 10,000 units	22,200 per 10,000 units	2017/04/27	200,000,000	2017/01/11
68871	Goldman Sachs Structured Products (Asia) Ltd.	HSI R Bull CBBC Dec 2017 T	0.2500	21,900 per 10,000 units	22,100 per 10,000 units	2017/12/28	200,000,000	2017/01/11
68867	Goldman Sachs Structured Products (Asia) Ltd.	HSI R Bear CBBC Apr 2017 H	0.2500	22,300 per 10,000 units	22,200 per 10,000 units	2017/04/27	200,000,000	2017/01/11
68849	Haitong International Securities Co. Ltd.	ABC R Bull CBBC Dec 2017 A	0.2500	2.9000	2.9800	2017/12/15	60,000,000	2017/01/11
68851	Haitong International Securities Co. Ltd.	AIA R Bull CBBC Sep 2017 B	0.2500	39.08 per 100 units	39.68 per 100 units	2017/09/15	60,000,000	2017/01/11
68838	Haitong International Securities Co. Ltd.	Lenovo R Bull CBBC Dec 2017 A	0.2500	4.3300	4.4800	2017/12/01	40,000,000	2017/01/11
68833	Haitong International Securities Co. Ltd.	SHK Ppt R Bull CBBC Dec 2017 B	0.2500	85.88 per 100 units	87.88 per 100 units	2017/12/15	40,000,000	2017/01/11
68856	Haitong International Securities Co. Ltd.	China Vanke R Bull CBBC Sep 2017 B	0.2850	15.0800	15.8800	2017/09/18	40,000,000	2017/01/11
68901	J.P. Morgan Structured Products B.V.	HSI R Bull CBBC Oct 2017 V	0.2500	21,900 per 10,000 units	22,100 per 10,000 units	2017/10/30	200,000,000	2017/01/11
68907	J.P. Morgan Structured Products B.V.	HSI R Bear CBBC Apr 2017 Z	0.2500	22,248 per 10,000 units	22,148 per 10,000 units	2017/04/27	200,000,000	2017/01/11
68816	Macquarie Bank Ltd.	HKEX R Bull CBBC Sep 2017 A	0.2500	177.88 per 100 units	179.88 per 100 units	2017/09/29	40,000,000	2017/01/11
68876	SGA Societe Generale Acceptance N.V./SG Issuer	HSI R Bull CBBC Mar 2018 A	0.2500	21,708 per 10,000 units	21,808 per 10,000 units	2018/03/28	200,000,000	2017/01/11

Newly listed callable bull/bear contracts (continued)

Code	Issuer	Name of issue	Issue prices (HK\$)	Strike price (HKD)/Strike level per 10 units	Call price (HKD)/Call level per 10 units	Expiry date	No. of issue (units)	Listing date
68889	SGA Societe Generale Acceptance N.V./SG Issuer	HSI R Bull CBBC Mar 2018 E	0.2500	21,908 per 10,000 units	22,008 per 10,000 units	2018/03/28	200,000,000	2017/01/11
68914	UBS AG	AIA R Bull CBBC Sep 2017 B	0.2500	39.38 per 100 units	39.98 per 100 units	2017/09/11	50,000,000	2017/01/11
68913	UBS AG	HKEX R Bull CBBC Sep 2017 D	0.2500	176.98 per 100 units	178.98 per 100 units	2017/09/18	50,000,000	2017/01/11
68909	UBS AG	HSI R Bull CBBC Sep 2017 K	0.2500	21,900 per 10,000 units	22,100 per 10,000 units	2017/09/28	200,000,000	2017/01/11
68916	UBS AG	HSI R Bull CBBC Sep 2017 L	0.2500	21,700 per 12,000 units	21,900 per 12,000 units	2017/09/28	250,000,000	2017/01/11
68912	UBS AG	HSI R Bear CBBC Apr 2017 H	0.2500	22,400 per 12,000 units	22,200 per 12,000 units	2017/04/27	250,000,000	2017/01/11
68915	UBS AG	Ping An R Bull CBBC Sep 2017 A	0.2500	37.38 per 100 units	37.98 per 100 units	2017/09/25	50,000,000	2017/01/11
68948	BNP Paribas Issuance B.V.	HSI R Bull CBBC Nov 2017 X	0.2500	22,100 per 10,000 units	22,300 per 10,000 units	2017/11/29	250,000,000	2017/01/12
68947	BNP Paribas Issuance B.V.	HSI R Bull CBBC Dec 2017 S	0.2500	22,000 per 10,000 units	22,200 per 10,000 units	2017/12/28	250,000,000	2017/01/12
68950	BNP Paribas Issuance B.V.	HSI R Bull CBBC Dec 2017 T	0.2500	22,200 per 10,000 units	22,400 per 10,000 units	2017/12/28	250,000,000	2017/01/12
68921	BNP Paribas Issuance B.V.	HSI R Bear CBBC Apr 2017 W	0.2500	22,500 per 10,000 units	22,300 per 10,000 units	2017/04/27	250,000,000	2017/01/12
68922	BNP Paribas Issuance B.V.	HSI R Bear CBBC Apr 2017 X	0.2500	22,600 per 10,000 units	22,400 per 10,000 units	2017/04/27	250,000,000	2017/01/12
68972	Credit Suisse AG	AAC Tech R Bull CBBC Oct 2017 A	0.2500	67.88 per 100 units	69.88 per 100 units	2017/10/24	50,000,000	2017/01/12
68977	Credit Suisse AG	Geely Auto R Bull CBBC Sep 2017 A	0.2500	7.2800	7.4800	2017/09/12	50,000,000	2017/01/12
68986	Credit Suisse AG	Geely Auto R Bull CBBC Oct 2017 A	0.2500	6.7800	6.9800	2017/10/18	50,000,000	2017/01/12
68963	Credit Suisse AG	HSBC R Bull CBBC Dec 2017 D	0.2500	61.58 per 100 units	63.08 per 100 units	2017/12/14	50,000,000	2017/01/12
68997	Credit Suisse AG	HSI R Bull CBBC Sep 2017 C	0.2500	22,000 per 15,000 units	22,338 per 15,000 units	2017/09/28	300,000,000	2017/01/12
69014	Credit Suisse AG	HSI R Bull CBBC Nov 2017 F	0.2500	22,256 per 12,000 units	22,456 per 12,000 units	2017/11/29	200,000,000	2017/01/12
68991	Credit Suisse AG	HSI R Bull CBBC Dec 2017 K	0.2500	22,000 per 10,000 units	22,200 per 10,000 units	2017/12/28	200,000,000	2017/01/12
68960	Credit Suisse AG	HSI R Bear CBBC Apr 2017 F	0.2500	22,900 per 10,000 units	22,700 per 10,000 units	2017/04/27	200,000,000	2017/01/12
68957	Credit Suisse AG	HSI R Bear CBBC Apr 2017 I	0.2500	22,600 per 12,000 units	22,400 per 12,000 units	2017/04/27	200,000,000	2017/01/12
68955	Credit Suisse AG	HSI R Bear CBBC Apr 2017 P	0.2500	22,335 per 15,000 units	22,135 per 15,000 units	2017/04/27	300,000,000	2017/01/12
68956	Credit Suisse AG	HSI R Bear CBBC Apr 2017 S	0.2500	22,450 per 12,000 units	22,250 per 12,000 units	2017/04/27	200,000,000	2017/01/12
69012	Credit Suisse AG	Lenovo R Bull CBBC Sep 2017 A	0.2500	4.6000	4.7500	2017/09/15	50,000,000	2017/01/12
68966	Credit Suisse AG	Tencent R Bull CBBC Aug 2017 C	0.2500	188.18 per 100 units	190.18 per 100 units	2017/08/14	50,000,000	2017/01/12
69019	Goldman Sachs Structured Products (Asia) Ltd.	HSI R Bull CBBC Nov 2017 Y	0.2500	22,000 per 10,000 units	22,200 per 10,000 units	2017/11/29	200,000,000	2017/01/12
69030	Goldman Sachs Structured Products (Asia) Ltd.	HSI R Bull CBBC Nov 2017 Z	0.2500	22,356 per 10,000 units	22,456 per 10,000 units	2017/11/29	200,000,000	2017/01/12
68918	Goldman Sachs Structured Products (Asia) Ltd.	HSI R Bear CBBC May 2017 A	0.2500	22,500 per 10,000 units	22,300 per 10,000 units	2017/05/29	200,000,000	2017/01/12
69018	Goldman Sachs Structured Products (Asia) Ltd.	HSI R Bear CBBC May 2017 B	0.2500	22,650 per 10,000 units	22,550 per 10,000 units	2017/05/29	200,000,000	2017/01/12
68925	Hongkong and Shanghai Banking Corporation Ltd., The	China Life R Bull CBBC Jan 2018 A	0.2500	19.6800	20.0800	2018/01/22	40,000,000	2017/01/12
68944	Hongkong and Shanghai Banking Corporation Ltd., The	CSOP A50 ETF R Bull CBBC Jan 2018 E	0.2500	10.8600	10.9600	2018/01/22	50,000,000	2017/01/12
68943	Hongkong and Shanghai Banking Corporation Ltd., The	A50 R Bull CBBC Jan 2018 E	0.2500	10.4600	10.5600	2018/01/22	50,000,000	2017/01/12
68929	Hongkong and Shanghai Banking Corporation Ltd., The	Geely Auto R Bull CBBC Jan 2018 A	0.2500	7.1800	7.3800	2018/01/22	40,000,000	2017/01/12
68946	Hongkong and Shanghai Banking Corporation Ltd., The	HSCEI R Bull CBBC Oct 2017 E	0.2500	9,338 per 10,000 units	9,438 per 10,000 units	2017/10/30	60,000,000	2017/01/12
68926	Hongkong and Shanghai Banking Corporation Ltd., The	HSI R Bull CBBC Oct 2017 L	0.2500	22,248 per 15,000 units	22,398 per 15,000 units	2017/10/30	100,000,000	2017/01/12
68945	Hongkong and Shanghai Banking Corporation Ltd., The	HSI R Bull CBBC Nov 2017 G	0.2500	22,048 per 15,000 units	22,198 per 15,000 units	2017/11/29	100,000,000	2017/01/12
68939	Hongkong and Shanghai Banking Corporation Ltd., The	Lenovo R Bull CBBC Jan 2018 A	0.2500	4.5500	4.7000	2018/01/22	40,000,000	2017/01/12
68937	Hongkong and Shanghai Banking Corporation Ltd., The	Tencent R Bull CBBC Jan 2018 A	0.2500	188.88 per 100 units	190.88 per 100 units	2018/01/22	50,000,000	2017/01/12
69111	J.P. Morgan Structured Products B.V.	China Life R Bull CBBC Oct 2017 B	0.2500	20.3800	20.8800	2017/10/20	40,000,000	2017/01/12
69121	J.P. Morgan Structured Products B.V.	HSI R Bull CBBC Oct 2017 X	0.2500	22,356 per 10,000 units	22,456 per 10,000 units	2017/10/30	200,000,000	2017/01/12
69124	J.P. Morgan Structured Products B.V.	HSI R Bull CBBC Nov 2017 G	0.2500	22,000 per 10,000 units	22,200 per 10,000 units	2017/11/29	200,000,000	2017/01/12
69126	J.P. Morgan Structured Products B.V.	HSI R Bull CBBC Dec 2017 U	0.2500	21,868 per 10,000 units	21,968 per 10,000 units	2017/12/28	200,000,000	2017/01/12
69128	J.P. Morgan Structured Products B.V.	HSI R Bear CBBC Apr 2017 A	0.2500	23,700 per 10,000 units	23,500 per 10,000 units	2017/04/27	200,000,000	2017/01/12

Newly listed callable bull/bear contracts (continued)

Code	Issuer	Name of issue	Issue prices (HK\$)	Strike price (HKD)/Strike level per 10 units	Call price (HKD)/Call level per 10 units	Expiry date	No. of issue (units)	Listing date
69105	J.P. Morgan Structured Products B.V.	HSI R Bear CBBC Apr 2017 G	0.2500	22,400 per 10,000 units	22,200 per 10,000 units	2017/04/27	200,000,000	2017/01/12
69109	J.P. Morgan Structured Products B.V.	HSI R Bear CBBC Apr 2017 H	0.2500	22,600 per 10,000 units	22,400 per 10,000 units	2017/04/27	200,000,000	2017/01/12
69113	J.P. Morgan Structured Products B.V.	Tencent R Bull CBBC Nov 2017 J	0.2500	190.88 per 100 units	192.88 per 100 units	2017/11/17	60,000,000	2017/01/12
69129	SGA Societe Generale Acceptance N.V./SG Issuer	China Life R Bull CBBC Dec 2017 D	0.2500	19.5800	20.0800	2017/12/28	40,000,000	2017/01/12
68952	SGA Societe Generale Acceptance N.V./SG Issuer	CSA50 R Bull CBBC Feb 2018 A	0.2500	10.9800	11.0800	2018/02/27	40,000,000	2017/01/12
68953	SGA Societe Generale Acceptance N.V./SG Issuer	A50 R Bull CBBC Feb 2018 A	0.2500	10.3800	10.4800	2018/02/27	40,000,000	2017/01/12
69134	SGA Societe Generale Acceptance N.V./SG Issuer	HKEX R Bull CBBC Jan 2018 A	0.2500	178.08 per 100 units	180.08 per 100 units	2018/01/30	100,000,000	2017/01/12
69135	SGA Societe Generale Acceptance N.V./SG Issuer	HKEX R Bull CBBC Feb 2018 A	0.2500	181.08 per 100 units	183.08 per 100 units	2018/02/27	100,000,000	2017/01/12
69041	SGA Societe Generale Acceptance N.V./SG Issuer	HSI R Bull CBBC Mar 2018 B	0.2500	22,308 per 10,000 units	22,408 per 10,000 units	2018/03/28	200,000,000	2017/01/12
69033	SGA Societe Generale Acceptance N.V./SG Issuer	HSI R Bull CBBC Mar 2018 V	0.2500	22,108 per 10,000 units	22,208 per 10,000 units	2018/03/28	200,000,000	2017/01/12
69040	SGA Societe Generale Acceptance N.V./SG Issuer	HSI R Bull CBBC Mar 2018 W	0.2500	22,258 per 12,000 units	22,358 per 12,000 units	2018/03/28	200,000,000	2017/01/12
69059	SGA Societe Generale Acceptance N.V./SG Issuer	HSI R Bear CBBC Apr 2017 D	0.2500	22,688 per 12,000 units	22,488 per 12,000 units	2017/04/27	200,000,000	2017/01/12
69064	SGA Societe Generale Acceptance N.V./SG Issuer	HSI R Bear CBBC Apr 2017 E	0.2500	24,388 per 10,000 units	24,188 per 10,000 units	2017/04/27	200,000,000	2017/01/12
69137	SGA Societe Generale Acceptance N.V./SG Issuer	ICBC R Bull CBBC Jan 2018 A	0.2500	4.3800	4.4800	2018/01/30	40,000,000	2017/01/12
69144	SGA Societe Generale Acceptance N.V./SG Issuer	Tencent R Bull CBBC Jan 2018 A	0.2500	187.58 per 100 units	189.08 per 100 units	2018/01/30	100,000,000	2017/01/12
69148	SGA Societe Generale Acceptance N.V./SG Issuer	Tencent R Bull CBBC Mar 2018 A	0.2500	190.58 per 100 units	192.08 per 100 units	2018/03/28	100,000,000	2017/01/12
69149	SGA Societe Generale Acceptance N.V./SG Issuer	Tencent R Bear CBBC Aug 2017 E	0.2500	200.38 per 100 units	198.88 per 100 units	2017/08/30	100,000,000	2017/01/12
68923	UBS AG	China Life R Bull CBBC Nov 2017 A	0.2500	19.0000	19.5000	2017/11/13	40,000,000	2017/01/12
69092	UBS AG	HSBC R Bull CBBC Dec 2017 A	0.2500	55.48 per 100 units	56.98 per 100 units	2017/12/11	50,000,000	2017/01/12
69095	UBS AG	HSI R Bull CBBC Oct 2017 C	0.2500	22,100 per 10,000 units	22,300 per 10,000 units	2017/10/30	200,000,000	2017/01/12
69098	UBS AG	HSI R Bull CBBC Oct 2017 P	0.2500	21,850 per 12,000 units	22,050 per 12,000 units	2017/10/30	250,000,000	2017/01/12
69094	UBS AG	HSI R Bull CBBC Dec 2017 N	0.2500	22,256 per 12,000 units	22,456 per 12,000 units	2017/12/28	250,000,000	2017/01/12
69074	UBS AG	HSI R Bear CBBC Apr 2017 L	0.2500	22,335 per 14,000 units	22,135 per 14,000 units	2017/04/27	300,000,000	2017/01/12
69081	UBS AG	HSI R Bear CBBC Apr 2017 M	0.2500	22,450 per 10,000 units	22,250 per 10,000 units	2017/04/27	200,000,000	2017/01/12
69084	UBS AG	HSI R Bear CBBC Apr 2017 V	0.2500	22,600 per 12,000 units	22,400 per 12,000 units	2017/04/27	250,000,000	2017/01/12
69085	UBS AG	Tencent R Bull CBBC Oct 2017 A	0.2500	186.98 per 100 units	188.98 per 100 units	2017/10/09	50,000,000	2017/01/12
69090	UBS AG	Tencent R Bull CBBC Nov 2017 B	0.2500	181.88 per 100 units	183.88 per 100 units	2017/11/13	50,000,000	2017/01/12
69202	BNP Paribas Issuance B.V.	HSI R Bull CBBC Nov 2017 C	0.2500	22,300 per 10,000 units	22,500 per 10,000 units	2017/11/29	250,000,000	2017/01/13
69150	BNP Paribas Issuance B.V.	HSI R Bear CBBC Apr 2017 Y	0.2500	22,700 per 10,000 units	22,500 per 10,000 units	2017/04/27	250,000,000	2017/01/13
69151	BNP Paribas Issuance B.V.	HSI R Bear CBBC Apr 2017 Z	0.2500	22,800 per 10,000 units	22,600 per 10,000 units	2017/04/27	250,000,000	2017/01/13
69285	Credit Suisse AG	Galaxy Ent R Bull CBBC Nov 2017 A	0.2500	32.18 per 100 units	32.98 per 100 units	2017/11/23	50,000,000	2017/01/13
69286	Credit Suisse AG	Galaxy Ent R Bull CBBC Nov 2017 B	0.2500	30.48 per 100 units	31.28 per 100 units	2017/11/29	50,000,000	2017/01/13
69287	Credit Suisse AG	Galaxy Ent R Bear CBBC Dec 2017 A	0.2500	36.88 per 100 units	36.08 per 100 units	2017/12/07	50,000,000	2017/01/13
69288	Credit Suisse AG	Galaxy Ent R Bear CBBC Dec 2017 B	0.2500	38.28 per 100 units	37.48 per 100 units	2017/12/13	50,000,000	2017/01/13
69247	Credit Suisse AG	HSI R Bull CBBC Nov 2017 G	0.2500	22,050 per 12,000 units	22,250 per 12,000 units	2017/11/29	200,000,000	2017/01/13
69284	Credit Suisse AG	HSI R Bull CBBC Nov 2017 H	0.2500	22,346 per 12,000 units	22,546 per 12,000 units	2017/11/29	200,000,000	2017/01/13
69257	Credit Suisse AG	HSI R Bull CBBC Dec 2017 L	0.2500	22,200 per 10,000 units	22,400 per 10,000 units	2017/12/28	200,000,000	2017/01/13
69239	Credit Suisse AG	HSI R Bear CBBC Apr 2017 W	0.2500	22,657 per 10,000 units	22,457 per 10,000 units	2017/04/27	200,000,000	2017/01/13
69246	Credit Suisse AG	HSI R Bear CBBC Apr 2017 X	0.2500	22,800 per 10,000 units	22,600 per 10,000 units	2017/04/27	200,000,000	2017/01/13
69294	Credit Suisse AG	Sands China R Bull CBBC Nov 2017 A	0.2500	31.58 per 100 units	32.38 per 100 units	2017/11/23	50,000,000	2017/01/13
69296	Credit Suisse AG	Sands China R Bull CBBC Nov 2017 B	0.2500	30.18 per 100 units	30.98 per 100 units	2017/11/29	50,000,000	2017/01/13
69299	Credit Suisse AG	Sands China R Bear CBBC Dec 2017 A	0.2500	36.78 per 100 units	35.98 per 100 units	2017/12/07	50,000,000	2017/01/13
69301	Credit Suisse AG	Sands China R Bear CBBC Dec 2017 B	0.2500	38.38 per 100 units	37.58 per 100 units	2017/12/13	50,000,000	2017/01/13

Newly listed callable bull/bear contracts (continued)

Code	Issuer	Name of issue	Issue prices (HK\$)	Strike price (HKD)/Strike level per 10 units	Call price (HKD)/Call level per 10 units	Expiry date	No. of issue (units)	Listing date
69212	The Bank of East Asia, Ltd.	China Mobile R Bull CBBC Jan 2018 A	0.2500	79.18 per 100 units	80.68 per 100 units	2018/01/16	40,000,000	2017/01/13
69209	The Bank of East Asia, Ltd.	China Life R Bull CBBC Apr 2018 A	0.3500	18.1800	18.6800	2018/04/30	30,000,000	2017/01/13
69210	The Bank of East Asia, Ltd.	Galaxy Ent R Bull CBBC Jan 2018 A	0.5000	30.8800	31.6800	2018/01/16	20,000,000	2017/01/13
69204	The Bank of East Asia, Ltd.	HKEX R Bull CBBC Apr 2018 A	0.3500	168.88 per 100 units	170.88 per 100 units	2018/04/30	30,000,000	2017/01/13
69203	The Bank of East Asia, Ltd.	Tencent R Bull CBBC Jan 2018 C	0.3500	187.28 per 100 units	189.28 per 100 units	2018/01/16	30,000,000	2017/01/13
69215	Goldman Sachs Structured Products (Asia) Ltd.	HSI R Bull CBBC Dec 2017 F	0.2500	22,100 per 10,000 units	22,300 per 10,000 units	2017/12/28	200,000,000	2017/01/13
69213	Goldman Sachs Structured Products (Asia) Ltd.	HSI R Bull CBBC Dec 2017 X	0.2500	22,446 per 10,000 units	22,546 per 10,000 units	2017/12/28	200,000,000	2017/01/13
69170	Goldman Sachs Structured Products (Asia) Ltd.	HSI R Bear CBBC May 2017 C	0.2500	22,560 per 10,000 units	22,460 per 10,000 units	2017/05/29	200,000,000	2017/01/13
69171	Goldman Sachs Structured Products (Asia) Ltd.	HSI R Bear CBBC May 2017 D	0.2500	22,850 per 10,000 units	22,650 per 10,000 units	2017/05/29	200,000,000	2017/01/13
69181	Hongkong and Shanghai Banking Corporation Ltd., The	COVS R Bear CBBC Jan 2018 A	0.2500	27.48 per 100 units	26.88 per 100 units	2018/01/15	40,000,000	2017/01/13
69188	Hongkong and Shanghai Banking Corporation Ltd., The	CUuni R Bull CBBC Feb 2018 A	0.2500	8.6800	8.8800	2018/02/12	40,000,000	2017/01/13
69187	Hongkong and Shanghai Banking Corporation Ltd., The	CKH R Bull CBBC Feb 2018 A	0.2500	79.38 per 100 units	80.88 per 100 units	2018/02/12	40,000,000	2017/01/13
69189	Hongkong and Shanghai Banking Corporation Ltd., The	CNOOC R Bull CBBC Feb 2018 A	0.2500	9.4800	9.6800	2018/02/12	50,000,000	2017/01/13
69175	Hongkong and Shanghai Banking Corporation Ltd., The	Sinopec Corp R Bull CBBC Jan 2018 A	0.2500	5.3300	5.4800	2018/01/15	50,000,000	2017/01/13
69174	Hongkong and Shanghai Banking Corporation Ltd., The	Galaxy Ent R Bear CBBC Jan 2018 B	0.2500	39.68 per 100 units	38.88 per 100 units	2018/01/15	40,000,000	2017/01/13
69176	Hongkong and Shanghai Banking Corporation Ltd., The	HKEX R Bear CBBC Oct 2017 A	0.2500	207.88 per 100 units	205.88 per 100 units	2017/10/17	40,000,000	2017/01/13
69172	Hongkong and Shanghai Banking Corporation Ltd., The	SHK Ppt R Bull CBBC Jan 2018 C	0.2500	95.38 per 100 units	96.88 per 100 units	2018/01/15	40,000,000	2017/01/13
69186	Hongkong and Shanghai Banking Corporation Ltd., The	Tencent R Bull CBBC Dec 2017 B	0.2500	191.88 per 100 units	193.88 per 100 units	2017/12/15	50,000,000	2017/01/13
69405	J.P. Morgan Structured Products B.V.	HSI R Bull CBBC Nov 2017 B	0.2500	22,446 per 10,000 units	22,546 per 10,000 units	2017/11/29	200,000,000	2017/01/13
69408	J.P. Morgan Structured Products B.V.	HSI R Bull CBBC Dec 2017 O	0.2500	22,100 per 10,000 units	22,300 per 10,000 units	2017/12/28	200,000,000	2017/01/13
69402	J.P. Morgan Structured Products B.V.	HSI R Bear CBBC Apr 2017 D	0.2500	22,700 per 10,000 units	22,500 per 10,000 units	2017/04/27	200,000,000	2017/01/13
69411	J.P. Morgan Structured Products B.V.	HSI R Bear CBBC May 2017 B	0.2500	24,000 per 10,000 units	23,800 per 10,000 units	2017/05/29	200,000,000	2017/01/13
69412	J.P. Morgan Structured Products B.V.	PetCh R Bull CBBC Oct 2017 A	0.2500	5.4800	5.6800	2017/10/20	100,000,000	2017/01/13
69413	J.P. Morgan Structured Products B.V.	Tencent R Bull CBBC Oct 2017 I	0.2500	192.88 per 100 units	194.88 per 100 units	2017/10/20	60,000,000	2017/01/13
69216	SGA Societe Generale Acceptance N.V./SG Issuer	HSCEI R Bull CBBC Nov 2018 B	0.2500	7,708 per 10,000 units	7,808 per 10,000 units	2018/11/29	200,000,000	2017/01/13
69217	SGA Societe Generale Acceptance N.V./SG Issuer	HSCEI R Bull CBBC Nov 2018 C	0.2500	8,108 per 10,000 units	8,208 per 10,000 units	2018/11/29	200,000,000	2017/01/13
69219	SGA Societe Generale Acceptance N.V./SG Issuer	HSCEI R Bull CBBC Nov 2018 D	0.2500	8,508 per 10,000 units	8,608 per 10,000 units	2018/11/29	200,000,000	2017/01/13
69222	SGA Societe Generale Acceptance N.V./SG Issuer	HSCEI R Bull CBBC Nov 2018 E	0.2500	9,308 per 10,000 units	9,408 per 10,000 units	2018/11/29	200,000,000	2017/01/13
69221	SGA Societe Generale Acceptance N.V./SG Issuer	HSCEI R Bull CBBC Dec 2018 B	0.2500	9,108 per 10,000 units	9,208 per 10,000 units	2018/12/28	200,000,000	2017/01/13
69237	SGA Societe Generale Acceptance N.V./SG Issuer	HSCEI R Bear CBBC Jul 2017 E	0.2500	11,188 per 10,000 units	11,088 per 10,000 units	2017/07/28	200,000,000	2017/01/13
69227	SGA Societe Generale Acceptance N.V./SG Issuer	HSCEI R Bear CBBC Aug 2017 A	0.2500	10,988 per 10,000 units	10,888 per 10,000 units	2017/08/30	200,000,000	2017/01/13
69238	SGA Societe Generale Acceptance N.V./SG Issuer	HSCEI R Bear CBBC Aug 2017 B	0.2500	11,388 per 10,000 units	11,288 per 10,000 units	2017/08/30	200,000,000	2017/01/13
69418	SGA Societe Generale Acceptance N.V./SG Issuer	HSI R Bull CBBC Mar 2018 G	0.2500	22,058 per 12,000 units	22,158 per 12,000 units	2018/03/28	200,000,000	2017/01/13
69423	SGA Societe Generale Acceptance N.V./SG Issuer	HSI R Bull CBBC Mar 2018 S	0.2500	22,158 per 12,000 units	22,258 per 12,000 units	2018/03/28	200,000,000	2017/01/13
69425	SGA Societe Generale Acceptance N.V./SG Issuer	HSI R Bull CBBC Mar 2018 T	0.2500	22,358 per 12,000 units	22,458 per 12,000 units	2018/03/28	200,000,000	2017/01/13
69428	SGA Societe Generale Acceptance N.V./SG Issuer	HSI R Bear CBBC Apr 2017 O	0.2500	22,638 per 12,000 units	22,538 per 12,000 units	2017/04/27	200,000,000	2017/01/13
69358	UBS AG	CKH R Bull CBBC Jun 2017 A	0.2500	79.48 per 100 units	80.98 per 100 units	2017/06/12	40,000,000	2017/01/13
69359	UBS AG	Galaxy Ent R Bull CBBC Oct 2017 A	0.2500	29.18 per 100 units	29.98 per 100 units	2017/10/16	40,000,000	2017/01/13
69395	UBS AG	HSI R Bull CBBC Sep 2017 P	0.2500	22,050 per 12,000 units	22,250 per 12,000 units	2017/09/28	250,000,000	2017/01/13
69370	UBS AG	HSI R Bull CBBC Oct 2017 K	0.2500	22,346 per 12,000 units	22,546 per 12,000 units	2017/10/30	250,000,000	2017/01/13
69384	UBS AG	HSI R Bull CBBC Nov 2017 V	0.2500	22,200 per 10,000 units	22,400 per 10,000 units	2017/11/29	200,000,000	2017/01/13
69315	UBS AG	HSI R Bear CBBC Apr 2017 W	0.2500	22,657 per 10,000 units	22,457 per 10,000 units	2017/04/27	200,000,000	2017/01/13
69322	UBS AG	HSI R Bear CBBC Apr 2017 Y	0.2500	22,800 per 12,000 units	22,600 per 12,000 units	2017/04/27	250,000,000	2017/01/13

Newly listed callable bull/bear contracts (continued)

Code	Issuer	Name of issue	Issue prices (HK\$)	Strike price (HKD)/Strike level per 10 units	Call price (HKD)/Call level per 10 units	Expiry date	No. of issue (units)	Listing date
69347	UBS AG	HSI R Bear CBBC Apr 2017 Z	0.2500	23,600 per 12,000 units	23,400 per 12,000 units	2017/04/27	250,000,000	2017/01/13
69357	UBS AG	HSI R Bear CBBC May 2017 G	0.2500	23,850 per 12,000 units	23,650 per 12,000 units	2017/05/29	250,000,000	2017/01/13
69360	UBS AG	Sands China R Bull CBBC Oct 2017 A	0.2500	29.18 per 100 units	29.98 per 100 units	2017/10/09	40,000,000	2017/01/13
69563	Credit Suisse AG	HSI R Bull CBBC Sep 2017 E	0.2500	22,358 per 15,000 units	22,558 per 15,000 units	2017/09/28	300,000,000	2017/01/16
69531	Credit Suisse AG	HSI R Bull CBBC Nov 2017 L	0.2500	21,850 per 12,000 units	22,050 per 12,000 units	2017/11/29	200,000,000	2017/01/16
69528	Credit Suisse AG	HSI R Bull CBBC Dec 2017 M	0.2500	22,150 per 12,000 units	22,350 per 12,000 units	2017/12/28	200,000,000	2017/01/16
69533	Credit Suisse AG	HSI R Bear CBBC Apr 2017 Y	0.2500	22,704 per 12,000 units	22,504 per 12,000 units	2017/04/27	200,000,000	2017/01/16
69514	Goldman Sachs Structured Products (Asia) Ltd.	HSI R Bull CBBC Dec 2017 H	0.2500	22,300 per 10,000 units	22,500 per 10,000 units	2017/12/28	200,000,000	2017/01/16
69515	Goldman Sachs Structured Products (Asia) Ltd.	HSI R Bull CBBC Dec 2017 V	0.2500	22,250 per 10,000 units	22,350 per 10,000 units	2017/12/28	200,000,000	2017/01/16
69526	Goldman Sachs Structured Products (Asia) Ltd.	HSI R Bear CBBC May 2017 E	0.2500	22,800 per 10,000 units	22,600 per 10,000 units	2017/05/29	200,000,000	2017/01/16
69438	Hongkong and Shanghai Banking Corporation Ltd., The	AAC Tech R Bull CBBC Jan 2018 B	0.2500	67.88 per 100 units	69.88 per 100 units	2018/01/08	40,000,000	2017/01/16
69430	Hongkong and Shanghai Banking Corporation Ltd., The	ABC R Bear CBBC Mar 2018 A	0.2500	4.2600	4.1800	2018/03/05	40,000,000	2017/01/16
69431	Hongkong and Shanghai Banking Corporation Ltd., The	AIA R Bull CBBC Jan 2018 B	0.2500	42.68 per 100 units	43.28 per 100 units	2018/01/08	60,000,000	2017/01/16
69455	Hongkong and Shanghai Banking Corporation Ltd., The	BOC HK R Bull CBBC Nov 2017 A	0.7000	22.0800	22.4800	2017/11/30	40,000,000	2017/01/16
69504	Hongkong and Shanghai Banking Corporation Ltd., The	BOCL R Bear CBBC Dec 2017 A	0.2500	4.0100	3.9300	2017/12/22	40,000,000	2017/01/16
69507	Hongkong and Shanghai Banking Corporation Ltd., The	HSI R Bear CBBC May 2017 J	0.2500	23,038 per 15,000 units	22,888 per 15,000 units	2017/05/29	100,000,000	2017/01/16
69429	Hongkong and Shanghai Banking Corporation Ltd., The	PetCh R Bull CBBC Jan 2018 A	0.2500	5.6800	5.8800	2018/01/15	50,000,000	2017/01/16
69506	Hongkong and Shanghai Banking Corporation Ltd., The	PICC P&C R Bear CBBC Nov 2017 A	0.2500	14.2300	13.6800	2017/11/30	40,000,000	2017/01/16
69496	Hongkong and Shanghai Banking Corporation Ltd., The	Ping An R Bull CBBC Jan 2018 C	0.2500	37.78 per 100 units	38.38 per 100 units	2018/01/08	60,000,000	2017/01/16
69436	Hongkong and Shanghai Banking Corporation Ltd., The	Sands China R Bull CBBC Mar 2018 A	0.2500	26.48 per 100 units	27.28 per 100 units	2018/03/05	60,000,000	2017/01/16
69449	Hongkong and Shanghai Banking Corporation Ltd., The	China Vanke R Bull CBBC Mar 2018 A	0.5000	13.2800	14.0800	2018/03/05	40,000,000	2017/01/16
69598	J.P. Morgan Structured Products B.V.	Galaxy Ent R Bull CBBC Dec 2017 E	0.2500	34.08 per 100 units	34.88 per 100 units	2017/12/15	100,000,000	2017/01/16
69593	J.P. Morgan Structured Products B.V.	HKEX R Bull CBBC Nov 2017 I	0.2500	182.88 per 100 units	184.88 per 100 units	2017/11/17	40,000,000	2017/01/16
69590	J.P. Morgan Structured Products B.V.	HSI R Bull CBBC Oct 2017 G	0.2500	21,958 per 10,000 units	22,058 per 10,000 units	2017/10/30	200,000,000	2017/01/16
69587	J.P. Morgan Structured Products B.V.	HSI R Bull CBBC Oct 2017 L	0.2500	22,300 per 10,000 units	22,500 per 10,000 units	2017/10/30	200,000,000	2017/01/16
69591	J.P. Morgan Structured Products B.V.	HSI R Bear CBBC Apr 2017 E	0.2500	22,648 per 10,000 units	22,548 per 10,000 units	2017/04/27	200,000,000	2017/01/16
69592	J.P. Morgan Structured Products B.V.	Tencent R Bull CBBC Dec 2017 J	0.2500	188.88 per 100 units	190.88 per 100 units	2017/12/15	40,000,000	2017/01/16
69603	SGA Societe Generale Acceptance N.V./SG Issuer	HSI R Bull CBBC Mar 2018 C	0.2500	22,458 per 12,000 units	22,558 per 12,000 units	2018/03/28	200,000,000	2017/01/16
69601	SGA Societe Generale Acceptance N.V./SG Issuer	HSI R Bull CBBC Mar 2018 X	0.2500	22,308 per 10,000 units	22,508 per 10,000 units	2018/03/28	200,000,000	2017/01/16
69605	SGA Societe Generale Acceptance N.V./SG Issuer	HSI R Bear CBBC Apr 2017 I	0.2500	24,438 per 12,000 units	24,338 per 12,000 units	2017/04/27	200,000,000	2017/01/16
69604	SGA Societe Generale Acceptance N.V./SG Issuer	HSI R Bear CBBC Apr 2017 P	0.2500	22,838 per 10,000 units	22,638 per 10,000 units	2017/04/27	200,000,000	2017/01/16
69577	UBS AG	HSI R Bull CBBC Nov 2017 C	0.2500	22,303 per 10,000 units	22,503 per 10,000 units	2017/11/29	200,000,000	2017/01/16
69583	UBS AG	HSI R Bull CBBC Dec 2017 B	0.2500	22,150 per 12,000 units	22,350 per 12,000 units	2017/12/28	250,000,000	2017/01/16
69584	UBS AG	HSI R Bull CBBC Dec 2017 I	0.2500	22,000 per 10,000 units	22,200 per 10,000 units	2017/12/28	200,000,000	2017/01/16
69586	UBS AG	HSI R Bull CBBC Dec 2017 O	0.2500	22,358 per 14,000 units	22,558 per 14,000 units	2017/12/28	300,000,000	2017/01/16
69565	UBS AG	HSI R Bear CBBC Apr 2017 I	0.2500	22,704 per 12,000 units	22,504 per 12,000 units	2017/04/27	250,000,000	2017/01/16
69869	BNP Paribas Issuance B.V.	HSI R Bull CBBC Nov 2017 Y	0.2500	22,500 per 10,000 units	22,700 per 10,000 units	2017/11/29	250,000,000	2017/01/17
69612	BNP Paribas Issuance B.V.	HSI R Bull CBBC Dec 2017 U	0.2500	22,400 per 10,000 units	22,600 per 10,000 units	2017/12/28	250,000,000	2017/01/17
69606	BNP Paribas Issuance B.V.	HSI R Bear CBBC Apr 2017 A	0.2500	22,900 per 10,000 units	22,700 per 10,000 units	2017/04/27	250,000,000	2017/01/17
69680	Credit Suisse AG	AIA R Bull CBBC Nov 2017 A	0.2500	43.78 per 100 units	44.38 per 100 units	2017/11/09	50,000,000	2017/01/17
69688	Credit Suisse AG	Galaxy Ent R Bull CBBC Dec 2017 A	0.2500	34.18 per 100 units	34.98 per 100 units	2017/12/13	50,000,000	2017/01/17
69700	Credit Suisse AG	HSI R Bull CBBC Nov 2017 E	0.2500	22,544 per 12,000 units	22,744 per 12,000 units	2017/11/29	200,000,000	2017/01/17
69655	Credit Suisse AG	HSI R Bull CBBC Dec 2017 N	0.2500	22,100 per 12,000 units	22,300 per 12,000 units	2017/12/28	200,000,000	2017/01/17

Newly listed callable bull/bear contracts (continued)

Code	Issuer	Name of issue	Issue prices (HK\$)	Strike price (HKD)/Strike level per 10 units	Call price (HKD)/Call level per 10 units	Expiry date	No. of issue (units)	Listing date
69695	Credit Suisse AG	HSI R Bull CBBC Dec 2017 S	0.2500	22,400 per 10,000 units	22,600 per 10,000 units	2017/12/28	200,000,000	2017/01/17
69658	Credit Suisse AG	HSI R Bear CBBC Apr 2017 Z	0.2500	22,759 per 10,000 units	22,559 per 10,000 units	2017/04/27	200,000,000	2017/01/17
69693	Credit Suisse AG	HSI R Bear CBBC Jun 2017 B	0.2500	22,928 per 15,000 units	22,728 per 15,000 units	2017/06/29	300,000,000	2017/01/17
69686	Credit Suisse AG	Sands China R Bull CBBC Dec 2017 A	0.2500	33.68 per 100 units	34.48 per 100 units	2017/12/15	50,000,000	2017/01/17
69704	Credit Suisse AG	Tencent R Bull CBBC Oct 2017 C	0.2500	193.18 per 100 units	195.18 per 100 units	2017/10/12	50,000,000	2017/01/17
69881	Goldman Sachs Structured Products (Asia) Ltd.	HSI R Bull CBBC Dec 2017 W	0.2500	22,644 per 10,000 units	22,744 per 10,000 units	2017/12/28	200,000,000	2017/01/17
69889	Goldman Sachs Structured Products (Asia) Ltd.	HSI R Bull CBBC Dec 2017 Z	0.2500	22,200 per 10,000 units	22,400 per 10,000 units	2017/12/28	200,000,000	2017/01/17
69647	Goldman Sachs Structured Products (Asia) Ltd.	HSI R Bear CBBC May 2017 F	0.2500	22,800 per 10,000 units	22,700 per 10,000 units	2017/05/29	200,000,000	2017/01/17
69632	Hongkong and Shanghai Banking Corporation Ltd., The	China Mobile R Bull CBBC Jan 2018 A	0.2500	81.48 per 100 units	82.68 per 100 units	2018/01/22	50,000,000	2017/01/17
69634	Hongkong and Shanghai Banking Corporation Ltd., The	Galaxy Ent R Bull CBBC Jan 2018 A	0.2500	32.88 per 100 units	33.68 per 100 units	2018/01/22	80,000,000	2017/01/17
69626	Hongkong and Shanghai Banking Corporation Ltd., The	HSI R Bull CBBC Oct 2017 M	0.2500	22,448 per 15,000 units	22,598 per 15,000 units	2017/10/30	100,000,000	2017/01/17
69646	Hongkong and Shanghai Banking Corporation Ltd., The	HSI R Bull CBBC Nov 2017 H	0.2500	21,298 per 20,000 units	21,498 per 20,000 units	2017/11/29	100,000,000	2017/01/17
69628	Hongkong and Shanghai Banking Corporation Ltd., The	HSI R Bear CBBC May 2017 K	0.2500	23,438 per 15,000 units	23,288 per 15,000 units	2017/05/29	100,000,000	2017/01/17
69631	Hongkong and Shanghai Banking Corporation Ltd., The	HSI R Bear CBBC Jul 2017 C	0.2500	23,688 per 20,000 units	23,488 per 20,000 units	2017/07/28	100,000,000	2017/01/17
69638	Hongkong and Shanghai Banking Corporation Ltd., The	Sands China R Bull CBBC Jan 2018 A	0.2500	32.68 per 100 units	33.48 per 100 units	2018/01/22	80,000,000	2017/01/17
69633	Hongkong and Shanghai Banking Corporation Ltd., The	Tencent R Bull CBBC Jan 2018 B	0.2500	194.88 per 100 units	196.88 per 100 units	2018/01/22	50,000,000	2017/01/17
69712	J.P. Morgan Structured Products B.V.	AIA R Bull CBBC Nov 2017 C	0.2500	44.08 per 100 units	44.88 per 100 units	2017/11/17	100,000,000	2017/01/17
69728	J.P. Morgan Structured Products B.V.	Geely Auto R Bull CBBC Nov 2017 B	0.2500	7.4800	7.6800	2017/11/17	80,000,000	2017/01/17
69732	J.P. Morgan Structured Products B.V.	HSI R Bull CBBC Nov 2017 L	0.2500	22,644 per 10,000 units	22,744 per 10,000 units	2017/11/29	200,000,000	2017/01/17
69747	J.P. Morgan Structured Products B.V.	HSI R Bull CBBC Dec 2017 H	0.2500	22,200 per 10,000 units	22,400 per 10,000 units	2017/12/28	200,000,000	2017/01/17
69707	J.P. Morgan Structured Products B.V.	HSI R Bear CBBC Apr 2017 I	0.2500	22,900 per 10,000 units	22,700 per 10,000 units	2017/04/27	200,000,000	2017/01/17
69748	J.P. Morgan Structured Products B.V.	HSI R Bear CBBC Apr 2017 L	0.2500	24,100 per 10,000 units	23,900 per 10,000 units	2017/04/27	200,000,000	2017/01/17
69708	J.P. Morgan Structured Products B.V.	Tencent R Bull CBBC Nov 2017 K	0.2500	194.88 per 100 units	196.88 per 100 units	2017/11/17	40,000,000	2017/01/17
69849	SGA Societe Generale Acceptance N.V./SG Issuer	HSI R Bull CBBC Apr 2018 A	0.2500	22,108 per 10,000 units	22,308 per 10,000 units	2018/04/27	200,000,000	2017/01/17
69850	SGA Societe Generale Acceptance N.V./SG Issuer	HSI R Bull CBBC Apr 2018 B	0.2500	22,508 per 10,000 units	22,708 per 10,000 units	2018/04/27	200,000,000	2017/01/17
69851	SGA Societe Generale Acceptance N.V./SG Issuer	HSI R Bull CBBC Apr 2018 C	0.2500	22,558 per 12,000 units	22,658 per 12,000 units	2018/04/27	200,000,000	2017/01/17
69859	SGA Societe Generale Acceptance N.V./SG Issuer	HSI R Bear CBBC Apr 2017 L	0.2500	22,888 per 12,000 units	22,788 per 12,000 units	2017/04/27	200,000,000	2017/01/17
69864	SGA Societe Generale Acceptance N.V./SG Issuer	HSI R Bear CBBC Apr 2017 M	0.2500	23,038 per 10,000 units	22,838 per 10,000 units	2017/04/27	200,000,000	2017/01/17
69773	UBS AG	CUni R Bull CBBC Jun 2017 A	0.2500	8.1800	8.3800	2017/06/19	40,000,000	2017/01/17
69774	UBS AG	HSCEI R Bull CBBC Nov 2017 D	0.2500	9,338 per 10,000 units	9,438 per 10,000 units	2017/11/29	100,000,000	2017/01/17
69790	UBS AG	HSI R Bull CBBC Sep 2017 E	0.2500	22,400 per 10,000 units	22,600 per 10,000 units	2017/09/28	200,000,000	2017/01/17
69787	UBS AG	HSI R Bull CBBC Nov 2017 R	0.2500	22,544 per 12,000 units	22,744 per 12,000 units	2017/11/29	250,000,000	2017/01/17
69755	UBS AG	HSI R Bear CBBC Apr 2017 J	0.2500	22,900 per 12,000 units	22,700 per 12,000 units	2017/04/27	250,000,000	2017/01/17
69749	UBS AG	HSI R Bear CBBC Apr 2017 N	0.2500	22,759 per 10,000 units	22,559 per 10,000 units	2017/04/27	200,000,000	2017/01/17
69783	UBS AG	HSI R Bear CBBC Apr 2017 O	0.2500	24,050 per 12,000 units	23,850 per 12,000 units	2017/04/27	250,000,000	2017/01/17
69769	UBS AG	Petrochina R Bull CBBC Oct 2017 A	0.2500	5.5800	5.7800	2017/10/16	40,000,000	2017/01/17
69772	UBS AG	SHK Ppt R Bull CBBC Dec 2017 A	0.2500	90.50 per 100 units	92 per 100 units	2017/12/11	40,000,000	2017/01/17
60151	BNP Paribas Issuance B.V.	HSI R Bull CBBC Nov 2017 A	0.2500	22,700 per 10,000 units	22,900 per 10,000 units	2017/11/29	250,000,000	2017/01/18
60145	BNP Paribas Issuance B.V.	HSI R Bull CBBC Nov 2017 Z	0.2500	22,500 per 10,000 units	22,700 per 10,000 units	2017/11/29	250,000,000	2017/01/18
60149	BNP Paribas Issuance B.V.	HSI R Bull CBBC Dec 2017 C	0.2500	22,600 per 10,000 units	22,800 per 10,000 units	2017/12/28	250,000,000	2017/01/18
69910	BNP Paribas Issuance B.V.	HSI R Bear CBBC Apr 2017 B	0.2500	23,000 per 10,000 units	22,800 per 10,000 units	2017/04/27	250,000,000	2017/01/18
69912	BNP Paribas Issuance B.V.	HSI R Bear CBBC Apr 2017 C	0.2500	23,100 per 10,000 units	22,900 per 10,000 units	2017/04/27	250,000,000	2017/01/18
60135	Credit Suisse AG	AIA R Bear CBBC Nov 2017 A	0.2500	51.98 per 100 units	51.38 per 100 units	2017/11/29	50,000,000	2017/01/18

Newly listed callable bull/bear contracts (continued)

Code	Issuer	Name of issue	Issue prices (HK\$)	Strike price (HKD)/Strike level per 10 units	Call price (HKD)/Call level per 10 units	Expiry date	No. of issue (units)	Listing date
60094	Credit Suisse AG	China Mobile R Bear CBBC Oct 2017 A	0.2500	96 per 100 units	94.80 per 100 units	2017/10/26	50,000,000	2017/01/18
60124	Credit Suisse AG	CUni R Bull CBBC Dec 2017 A	0.2500	8.2000	8.4000	2017/12/13	100,000,000	2017/01/18
60102	Credit Suisse AG	Geely Auto R Bull CBBC Dec 2017 A	0.2500	7.7800	7.9800	2017/12/20	50,000,000	2017/01/18
60092	Credit Suisse AG	Galaxy Ent R Bear CBBC Aug 2017 A	0.2500	40.18 per 100 units	39.38 per 100 units	2017/08/24	50,000,000	2017/01/18
60125	Credit Suisse AG	HKEX R Bull CBBC Oct 2017 C	0.2500	183.08 per 100 units	185.08 per 100 units	2017/10/25	50,000,000	2017/01/18
60139	Credit Suisse AG	HSI R Bull CBBC Sep 2017 G	0.2500	22,450 per 15,000 units	22,650 per 15,000 units	2017/09/28	300,000,000	2017/01/18
60136	Credit Suisse AG	HSI R Bull CBBC Nov 2017 B	0.2500	22,735 per 12,000 units	22,935 per 12,000 units	2017/11/29	200,000,000	2017/01/18
60091	Credit Suisse AG	HSI R Bull CBBC Dec 2017 X	0.2500	22,300 per 10,000 units	22,500 per 10,000 units	2017/12/28	200,000,000	2017/01/18
60137	Credit Suisse AG	HSI R Bull CBBC Dec 2017 Y	0.2500	22,600 per 10,000 units	22,800 per 10,000 units	2017/12/28	200,000,000	2017/01/18
60083	Credit Suisse AG	HSI R Bear CBBC Apr 2017 K	0.2500	23,100 per 10,000 units	22,900 per 10,000 units	2017/04/27	200,000,000	2017/01/18
60089	Credit Suisse AG	HSI R Bear CBBC Apr 2017 V	0.2500	22,988 per 12,000 units	22,788 per 12,000 units	2017/04/27	200,000,000	2017/01/18
60131	Credit Suisse AG	Sands China R Bear CBBC Nov 2017 A	0.2500	40.48 per 100 units	39.68 per 100 units	2017/11/08	50,000,000	2017/01/18
60043	The Bank of East Asia, Ltd.	AIA R Bull CBBC Jan 2018 A	0.6800	43.0800	43.8800	2018/01/17	15,000,000	2017/01/18
60050	The Bank of East Asia, Ltd.	CKH R Bull CBBC Jan 2018 B	0.2500	84.88 per 100 units	86.28 per 100 units	2018/01/17	40,000,000	2017/01/18
60040	The Bank of East Asia, Ltd.	Galaxy Ent R Bull CBBC Jan 2018 B	0.5000	33.4800	34.2800	2018/01/17	20,000,000	2017/01/18
60052	The Bank of East Asia, Ltd.	HKEX R Bull CBBC Jan 2018 B	0.3500	180.88 per 100 units	182.88 per 100 units	2018/01/17	30,000,000	2017/01/18
60041	The Bank of East Asia, Ltd.	Tencent R Bull CBBC Jan 2018 D	0.3500	190.88 per 100 units	192.88 per 100 units	2018/01/17	30,000,000	2017/01/18
60079	Goldman Sachs Structured Products (Asia) Ltd.	HSI R Bull CBBC Dec 2017 I	0.2500	22,450 per 10,000 units	22,650 per 10,000 units	2017/12/28	200,000,000	2017/01/18
60141	Goldman Sachs Structured Products (Asia) Ltd.	HSI R Bull CBBC Dec 2017 U	0.2500	22,835 per 10,000 units	22,935 per 10,000 units	2017/12/28	200,000,000	2017/01/18
69918	Goldman Sachs Structured Products (Asia) Ltd.	HSI R Bear CBBC May 2017 G	0.2500	23,000 per 10,000 units	22,800 per 10,000 units	2017/05/29	200,000,000	2017/01/18
69920	Goldman Sachs Structured Products (Asia) Ltd.	HSI R Bear CBBC May 2017 H	0.2500	23,150 per 10,000 units	22,950 per 10,000 units	2017/05/29	200,000,000	2017/01/18
69992	Hongkong and Shanghai Banking Corporation Ltd., The	AIA R Bull CBBC Dec 2017 C	0.2500	44.68 per 100 units	45.28 per 100 units	2017/12/22	60,000,000	2017/01/18
60017	Hongkong and Shanghai Banking Corporation Ltd., The	Galaxy Ent R Bull CBBC Dec 2017 A	0.2500	34.28 per 100 units	35.08 per 100 units	2017/12/22	80,000,000	2017/01/18
60019	Hongkong and Shanghai Banking Corporation Ltd., The	HKEX R Bull CBBC Dec 2017 F	0.2500	184.88 per 100 units	186.88 per 100 units	2017/12/22	50,000,000	2017/01/18
60032	Hongkong and Shanghai Banking Corporation Ltd., The	HSI R Bull CBBC Nov 2017 I	0.2500	22,648 per 15,000 units	22,798 per 15,000 units	2017/11/29	100,000,000	2017/01/18
60033	Hongkong and Shanghai Banking Corporation Ltd., The	HSI R Bear CBBC Jul 2017 D	0.2500	23,838 per 15,000 units	23,688 per 15,000 units	2017/07/28	100,000,000	2017/01/18
60016	Hongkong and Shanghai Banking Corporation Ltd., The	Tencent R Bull CBBC Dec 2017 C	0.2500	197.88 per 100 units	199.88 per 100 units	2017/12/22	50,000,000	2017/01/18
60175	J.P. Morgan Structured Products B.V.	China Life R Bull CBBC Dec 2017 C	0.2500	19.7800	20.2800	2017/12/15	40,000,000	2017/01/18
60176	J.P. Morgan Structured Products B.V.	HSBC R Bull CBBC Jan 2018 C	0.2500	61.38 per 100 units	62.88 per 100 units	2018/01/19	100,000,000	2017/01/18
60160	J.P. Morgan Structured Products B.V.	HSI R Bull CBBC Oct 2017 J	0.2500	22,158 per 10,000 units	22,258 per 10,000 units	2017/10/30	200,000,000	2017/01/18
60155	J.P. Morgan Structured Products B.V.	HSI R Bull CBBC Nov 2017 H	0.2500	22,835 per 10,000 units	22,935 per 10,000 units	2017/11/29	200,000,000	2017/01/18
60156	J.P. Morgan Structured Products B.V.	HSI R Bull CBBC Dec 2017 C	0.2500	22,400 per 10,000 units	22,600 per 10,000 units	2017/12/28	200,000,000	2017/01/18
69913	J.P. Morgan Structured Products B.V.	HSI R Bear CBBC Apr 2017 M	0.2500	22,848 per 10,000 units	22,748 per 10,000 units	2017/04/27	200,000,000	2017/01/18
60172	J.P. Morgan Structured Products B.V.	Tencent R Bull CBBC Oct 2017 J	0.2500	196.88 per 100 units	198.88 per 100 units	2017/10/20	40,000,000	2017/01/18
69953	SGA Societe Generale Acceptance N.V./SG Issuer	CSA50 R Bear CBBC Aug 2017 B	0.2500	12.1800	12.0800	2017/08/30	40,000,000	2017/01/18
69973	SGA Societe Generale Acceptance N.V./SG Issuer	A50 R Bear CBBC Sep 2017 A	0.2500	11.2800	11.1800	2017/09/28	40,000,000	2017/01/18
69963	SGA Societe Generale Acceptance N.V./SG Issuer	Galaxy R Bull CBBC Jun 2018 A	0.2500	33.28 per 100 units	34.08 per 100 units	2018/06/28	100,000,000	2017/01/18
60178	SGA Societe Generale Acceptance N.V./SG Issuer	HSI R Bull CBBC Apr 2018 D	0.2500	22,508 per 10,000 units	22,608 per 10,000 units	2018/04/27	200,000,000	2017/01/18
60180	SGA Societe Generale Acceptance N.V./SG Issuer	HSI R Bull CBBC Apr 2018 E	0.2500	22,758 per 12,000 units	22,858 per 12,000 units	2018/04/27	200,000,000	2017/01/18
60181	SGA Societe Generale Acceptance N.V./SG Issuer	HSI R Bull CBBC Apr 2018 F	0.2500	22,808 per 10,000 units	22,908 per 10,000 units	2018/04/27	200,000,000	2017/01/18
60182	SGA Societe Generale Acceptance N.V./SG Issuer	HSI R Bear CBBC Apr 2017 Q	0.2500	23,038 per 12,000 units	22,938 per 12,000 units	2017/04/27	200,000,000	2017/01/18
60194	SGA Societe Generale Acceptance N.V./SG Issuer	HSI R Bear CBBC Apr 2017 S	0.2500	23,238 per 10,000 units	23,038 per 10,000 units	2017/04/27	200,000,000	2017/01/18
69989	SGA Societe Generale Acceptance N.V./SG Issuer	Tencent R Bull CBBC Jan 2018 B	0.2500	193.58 per 100 units	195.08 per 100 units	2018/01/30	100,000,000	2017/01/18

Newly listed callable bull/bear contracts (continued)

Code	Issuer	Name of issue	Issue prices (HK\$)	Strike price (HKD)/Strike level per 10 units	Call price (HKD)/Call level per 10 units	Expiry date	No. of issue (units)	Listing date
69990	SGA Societe Generale Acceptance N.V./SG Issuer	Tencent R Bull CBBC Mar 2018 B	0.2500	196.58 per 100 units	198.08 per 100 units	2018/03/28	100,000,000	2017/01/18
60073	UBS AG	CSOP A50 ETF R Bull CBBC Oct 2017 A	0.2500	9.9000	10.0000	2017/10/09	40,000,000	2017/01/18
60074	UBS AG	A50 China R Bull CBBC Sep 2017 A	0.2500	9.8800	9.9800	2017/09/11	40,000,000	2017/01/18
60081	UBS AG	HSI R Bull CBBC Oct 2017 A	0.2500	22,600 per 10,000 units	22,800 per 10,000 units	2017/10/30	200,000,000	2017/01/18
60082	UBS AG	HSI R Bull CBBC Oct 2017 H	0.2500	22,450 per 12,000 units	22,650 per 12,000 units	2017/10/30	250,000,000	2017/01/18
60080	UBS AG	HSI R Bull CBBC Dec 2017 P	0.2500	22,735 per 12,000 units	22,935 per 12,000 units	2017/12/28	250,000,000	2017/01/18
60058	UBS AG	HSI R Bear CBBC Apr 2017 P	0.2500	23,100 per 12,000 units	22,900 per 12,000 units	2017/04/27	250,000,000	2017/01/18
60055	UBS AG	HSI R Bear CBBC Apr 2017 X	0.2500	22,945 per 10,000 units	22,745 per 10,000 units	2017/04/27	200,000,000	2017/01/18
60063	UBS AG	HSI R Bear CBBC May 2017 H	0.2500	24,150 per 10,000 units	23,950 per 10,000 units	2017/05/29	200,000,000	2017/01/18
60066	UBS AG	Tencent R Bull CBBC Oct 2017 B	0.2500	193 per 100 units	195 per 100 units	2017/10/23	50,000,000	2017/01/18
60065	UBS AG	Tencent R Bull CBBC Nov 2017 C	0.2500	189.88 per 100 units	191.88 per 100 units	2017/11/20	50,000,000	2017/01/18
60299	Credit Suisse AG	HSCEI R Bull CBBC Dec 2017 B	0.2500	9,398 per 10,000 units	9,498 per 10,000 units	2017/12/28	100,000,000	2017/01/19
60291	Credit Suisse AG	HSI R Bull CBBC Nov 2017 S	0.2500	22,700 per 10,000 units	22,900 per 10,000 units	2017/11/29	200,000,000	2017/01/19
60293	Credit Suisse AG	HSI R Bull CBBC Dec 2017 O	0.2500	22,500 per 10,000 units	22,700 per 10,000 units	2017/12/28	200,000,000	2017/01/19
60295	Credit Suisse AG	HSI R Bear CBBC Apr 2017 G	0.2500	23,150 per 12,000 units	22,950 per 12,000 units	2017/04/27	200,000,000	2017/01/19
60296	Credit Suisse AG	HSI R Bear CBBC Apr 2017 O	0.2500	23,030 per 12,000 units	22,830 per 12,000 units	2017/04/27	200,000,000	2017/01/19
60212	Goldman Sachs Structured Products (Asia) Ltd.	HSI R Bull CBBC Nov 2017 Q	0.2500	22,672 per 10,000 units	22,872 per 10,000 units	2017/11/29	200,000,000	2017/01/19
60215	Goldman Sachs Structured Products (Asia) Ltd.	HSI R Bear CBBC Apr 2017 J	0.2500	23,000 per 10,000 units	22,900 per 10,000 units	2017/04/27	200,000,000	2017/01/19
60367	J.P. Morgan Structured Products B.V.	CUni R Bull CBBC Nov 2017 A	0.2500	8.3800	8.5800	2017/11/17	60,000,000	2017/01/19
60376	J.P. Morgan Structured Products B.V.	HSI R Bull CBBC Dec 2017 F	0.2500	22,258 per 10,000 units	22,358 per 10,000 units	2017/12/28	200,000,000	2017/01/19
60375	J.P. Morgan Structured Products B.V.	HSI R Bull CBBC Dec 2017 Y	0.2500	22,558 per 10,000 units	22,658 per 10,000 units	2017/12/28	200,000,000	2017/01/19
60354	J.P. Morgan Structured Products B.V.	HSI R Bull CBBC Dec 2017 Z	0.2500	22,700 per 10,000 units	22,900 per 10,000 units	2017/12/28	200,000,000	2017/01/19
60380	J.P. Morgan Structured Products B.V.	HSI R Bear CBBC Apr 2017 K	0.2500	24,200 per 10,000 units	24,000 per 10,000 units	2017/04/27	200,000,000	2017/01/19
60377	J.P. Morgan Structured Products B.V.	HSI R Bear CBBC May 2017 C	0.2500	22,948 per 10,000 units	22,848 per 10,000 units	2017/05/29	200,000,000	2017/01/19
60356	J.P. Morgan Structured Products B.V.	Lenovo R Bull CBBC Dec 2017 D	0.2500	4.7300	4.8800	2017/12/15	100,000,000	2017/01/19
60374	J.P. Morgan Structured Products B.V.	Tencent R Bear CBBC Sep 2017 B	0.2500	204.08 per 100 units	202.08 per 100 units	2017/09/15	40,000,000	2017/01/19
60206	Macquarie Bank Ltd.	HSI R Bull CBBC Feb 2018 A	0.2500	21,300 per 20,000 units	21,500 per 20,000 units	2018/02/27	40,000,000	2017/01/19
60211	Macquarie Bank Ltd.	HSI R Bull CBBC Feb 2018 B	0.2500	21,500 per 20,000 units	21,700 per 20,000 units	2018/02/27	40,000,000	2017/01/19
60217	SGA Societe Generale Acceptance N.V./SG Issuer	CMob R Bull CBBC Oct 2017 E	0.2500	79.88 per 100 units	81.08 per 100 units	2017/10/30	100,000,000	2017/01/19
60218	SGA Societe Generale Acceptance N.V./SG Issuer	CKH R Bull CBBC Nov 2017 B	0.2500	86.58 per 100 units	88.08 per 100 units	2017/11/29	100,000,000	2017/01/19
60236	SGA Societe Generale Acceptance N.V./SG Issuer	CP&CC R Bull CBBC Nov 2017 A	0.2500	5.5300	5.6800	2017/11/29	40,000,000	2017/01/19
60219	SGA Societe Generale Acceptance N.V./SG Issuer	HKEX R Bull CBBC Oct 2017 F	0.2500	184.08 per 100 units	186.08 per 100 units	2017/10/30	100,000,000	2017/01/19
60224	SGA Societe Generale Acceptance N.V./SG Issuer	HSBC R Bull CBBC Mar 2018 E	0.2500	61.58 per 100 units	63.08 per 100 units	2018/03/28	100,000,000	2017/01/19
60350	SGA Societe Generale Acceptance N.V./SG Issuer	HSI R Bull CBBC Apr 2018 G	0.2500	22,658 per 12,000 units	22,758 per 12,000 units	2018/04/27	200,000,000	2017/01/19
60352	SGA Societe Generale Acceptance N.V./SG Issuer	HSI R Bull CBBC Apr 2018 H	0.2500	22,708 per 10,000 units	22,808 per 10,000 units	2018/04/27	200,000,000	2017/01/19
60353	SGA Societe Generale Acceptance N.V./SG Issuer	HSI R Bear CBBC Apr 2017 R	0.2500	22,988 per 10,000 units	22,888 per 10,000 units	2017/04/27	200,000,000	2017/01/19
60232	SGA Societe Generale Acceptance N.V./SG Issuer	PetroChina R Bull CBBC Oct 2017 C	0.2500	5.5800	5.7800	2017/10/30	40,000,000	2017/01/19
60238	SGA Societe Generale Acceptance N.V./SG Issuer	SHK Ppt P R Bull CBBC Apr 2018 A	0.2500	98.58 per 100 units	100.08 per 100 units	2018/04/27	100,000,000	2017/01/19
60306	UBS AG	HSI R Bull CBBC Nov 2017 Y	0.2500	22,700 per 10,000 units	22,900 per 10,000 units	2017/11/29	200,000,000	2017/01/19
60340	UBS AG	HSI R Bull CBBC Dec 2017 A	0.2500	22,500 per 10,000 units	22,700 per 10,000 units	2017/12/28	200,000,000	2017/01/19
60343	UBS AG	HSI R Bear CBBC Apr 2017 K	0.2500	23,030 per 12,000 units	22,830 per 12,000 units	2017/04/27	250,000,000	2017/01/19
60311	UBS AG	HSI R Bear CBBC Apr 2017 Q	0.2500	24,250 per 12,000 units	24,050 per 12,000 units	2017/04/27	250,000,000	2017/01/19
60314	UBS AG	HSI R Bear CBBC Apr 2017 R	0.2500	24,500 per 12,000 units	24,300 per 12,000 units	2017/04/27	250,000,000	2017/01/19

Newly listed callable bull/bear contracts (continued)

Code	Issuer	Name of issue	Issue prices (HK\$)	Strike price (HKD)/Strike level per 10 units	Call price (HKD)/Call level per 10 units	Expiry date	No. of issue (units)	Listing date
60325	UBS AG	HSI R Bear CBBC May 2017 I	0.2500	23,950 per 12,000 units	23,750 per 12,000 units	2017/05/29	250,000,000	2017/01/19
60318	UBS AG	HSI R Bear CBBC Jun 2017 A	0.2500	24,688 per 14,000 units	24,488 per 14,000 units	2017/06/29	300,000,000	2017/01/19
60319	UBS AG	Tracker Fund R Bull CBBC Nov 2017 A	0.2500	20.7800	21.3800	2017/11/20	40,000,000	2017/01/19
60409	Credit Suisse AG	Geely Auto R Bear CBBC Aug 2017 A	0.2500	9.0800	8.8800	2017/08/09	50,000,000	2017/01/20
60408	Credit Suisse AG	Geely Auto R Bear CBBC Oct 2017 A	0.2500	9.5800	9.3800	2017/10/18	50,000,000	2017/01/20
60410	Credit Suisse AG	HSI R Bull CBBC Dec 2017 Q	0.2500	22,650 per 15,000 units	22,850 per 15,000 units	2017/12/28	300,000,000	2017/01/20
60407	Credit Suisse AG	HSI R Bear CBBC Aug 2017 B	0.2500	23,078 per 15,000 units	22,878 per 15,000 units	2017/08/30	300,000,000	2017/01/20
60432	Goldman Sachs Structured Products (Asia) Ltd.	HSI R Bull CBBC Nov 2017 X	0.2500	22,600 per 10,000 units	22,800 per 10,000 units	2017/11/29	200,000,000	2017/01/20
60385	Hongkong and Shanghai Banking Corporation Ltd., The	CC Bank R Bull CBBC Aug 2017 D	0.2500	5.5800	5.6600	2017/08/14	50,000,000	2017/01/20
60394	Hongkong and Shanghai Banking Corporation Ltd., The	CC Bank R Bear CBBC Jan 2018 A	0.2500	6.7600	6.6800	2018/01/15	40,000,000	2017/01/20
60384	Hongkong and Shanghai Banking Corporation Ltd., The	HSCEI R Bull CBBC Nov 2017 B	0.2500	9,538 per 10,000 units	9,638 per 10,000 units	2017/11/29	60,000,000	2017/01/20
60405	Hongkong and Shanghai Banking Corporation Ltd., The	HSI R Bull CBBC Nov 2017 J	0.2500	21,498 per 20,000 units	21,698 per 20,000 units	2017/11/29	150,000,000	2017/01/20
60383	Hongkong and Shanghai Banking Corporation Ltd., The	Sands China R Bear CBBC Dec 2017 B	0.2500	36.48 per 100 units	35.68 per 100 units	2017/12/15	40,000,000	2017/01/20
60498	J.P. Morgan Structured Products B.V.	COVS R Bull CBBC Nov 2017 B	0.2500	21.2800	21.8800	2017/11/17	40,000,000	2017/01/20
60448	J.P. Morgan Structured Products B.V.	Sinopec Corp R Bull CBBC Nov 2017 A	0.2500	5.7300	5.8800	2017/11/17	100,000,000	2017/01/20
60462	J.P. Morgan Structured Products B.V.	Sinopec Corp R Bull CBBC Dec 2017 A	0.2500	5.4300	5.5800	2017/12/15	100,000,000	2017/01/20
60463	J.P. Morgan Structured Products B.V.	Geely Auto R Bull CBBC Oct 2017 B	0.2500	7.8800	8.0800	2017/10/20	60,000,000	2017/01/20
60465	J.P. Morgan Structured Products B.V.	HSI R Bull CBBC Oct 2017 M	0.2500	22,758 per 10,000 units	22,858 per 10,000 units	2017/10/30	200,000,000	2017/01/20
60466	J.P. Morgan Structured Products B.V.	HSI R Bull CBBC Dec 2017 W	0.2500	22,500 per 10,000 units	22,700 per 10,000 units	2017/12/28	200,000,000	2017/01/20
60433	J.P. Morgan Structured Products B.V.	HSI R Bear CBBC Apr 2017 N	0.2500	23,048 per 10,000 units	22,948 per 10,000 units	2017/04/27	200,000,000	2017/01/20
60434	J.P. Morgan Structured Products B.V.	HSI R Bear CBBC May 2017 D	0.2500	23,748 per 10,000 units	23,648 per 10,000 units	2017/05/29	200,000,000	2017/01/20
60430	SGA Societe Generale Acceptance N.V./SG Issuer	HSI R Bear CBBC Apr 2017 T	0.2500	23,088 per 12,000 units	22,988 per 12,000 units	2017/04/27	200,000,000	2017/01/20
60426	UBS AG	HSI R Bull CBBC Sep 2017 F	0.2500	22,650 per 12,000 units	22,850 per 12,000 units	2017/09/28	250,000,000	2017/01/20
60423	UBS AG	HSI R Bear CBBC Apr 2017 H	0.2500	24,200 per 12,000 units	24,000 per 12,000 units	2017/04/27	250,000,000	2017/01/20
60415	UBS AG	HSI R Bear CBBC Apr 2017 S	0.2500	23,150 per 10,000 units	22,950 per 10,000 units	2017/04/27	200,000,000	2017/01/20
60418	UBS AG	HSI R Bear CBBC Apr 2017 T	0.2500	24,000 per 10,000 units	23,800 per 10,000 units	2017/04/27	200,000,000	2017/01/20
60546	Credit Suisse AG	HSI R Bull CBBC Aug 2017 L	0.2500	22,737 per 15,000 units	22,937 per 15,000 units	2017/08/30	300,000,000	2017/01/23
60547	Credit Suisse AG	HSI R Bull CBBC Dec 2017 F	0.2500	22,588 per 12,000 units	22,788 per 12,000 units	2017/12/28	200,000,000	2017/01/23
60552	Credit Suisse AG	HSI R Bear CBBC Apr 2017 H	0.2500	23,050 per 10,000 units	22,850 per 10,000 units	2017/04/27	200,000,000	2017/01/23
60553	Credit Suisse AG	HSI R Bear CBBC Apr 2017 J	0.2500	22,901 per 10,000 units	22,701 per 10,000 units	2017/04/27	200,000,000	2017/01/23
60551	Credit Suisse AG	Lenovo R Bull CBBC Nov 2017 A	0.2500	4.8700	5.0200	2017/11/09	50,000,000	2017/01/23
60583	Goldman Sachs Structured Products (Asia) Ltd.	HSI R Bull CBBC Dec 2017 M	0.2500	22,500 per 10,000 units	22,700 per 10,000 units	2017/12/28	200,000,000	2017/01/23
60523	Goldman Sachs Structured Products (Asia) Ltd.	HSI R Bear CBBC Apr 2017 I	0.2500	22,950 per 10,000 units	22,750 per 10,000 units	2017/04/27	200,000,000	2017/01/23
60500	Hongkong and Shanghai Banking Corporation Ltd., The	COVS R Bull CBBC Dec 2017 A	0.2500	20.5800	21.1800	2017/12/22	40,000,000	2017/01/23
60503	Hongkong and Shanghai Banking Corporation Ltd., The	Sinopec Corp R Bull CBBC Dec 2017 B	0.2500	5.6300	5.7800	2017/12/15	50,000,000	2017/01/23
60516	Hongkong and Shanghai Banking Corporation Ltd., The	Sinopec Corp R Bear CBBC Apr 2018 A	0.2500	7.2300	7.0800	2018/04/23	40,000,000	2017/01/23
60502	Hongkong and Shanghai Banking Corporation Ltd., The	Geely Auto R Bull CBBC Dec 2017 B	0.2500	7.6800	7.8800	2017/12/15	40,000,000	2017/01/23
60522	Hongkong and Shanghai Banking Corporation Ltd., The	HSI R Bull CBBC Jul 2017 O	0.2500	21,688 per 20,000 units	21,888 per 20,000 units	2017/07/28	150,000,000	2017/01/23
60520	Hongkong and Shanghai Banking Corporation Ltd., The	HSI R Bear CBBC Apr 2017 W	0.2500	22,938 per 15,000 units	22,788 per 15,000 units	2017/04/27	100,000,000	2017/01/23
60519	Hongkong and Shanghai Banking Corporation Ltd., The	HSI R Bear CBBC Jun 2017 B	0.2500	23,038 per 15,000 units	22,888 per 15,000 units	2017/06/29	100,000,000	2017/01/23
60501	Hongkong and Shanghai Banking Corporation Ltd., The	China Vanke R Bull CBBC Dec 2017 A	0.2500	17.2000	18.0000	2017/12/22	40,000,000	2017/01/23
60610	J.P. Morgan Structured Products B.V.	HSI R Bull CBBC Nov 2017 J	0.2500	22,600 per 10,000 units	22,800 per 10,000 units	2017/11/29	200,000,000	2017/01/23
60612	J.P. Morgan Structured Products B.V.	HSI R Bear CBBC Apr 2017 J	0.2500	23,000 per 10,000 units	22,800 per 10,000 units	2017/04/27	200,000,000	2017/01/23

Newly listed callable bull/bear contracts (continued)

Code	Issuer	Name of issue	Issue prices (HK\$)	Strike price (HKD)/Strike level per 10 units	Call price (HKD)/Call level per 10 units	Expiry date	No. of issue (units)	Listing date
60602	SGA Societe Generale Acceptance N.V./SG Issuer	HSI R Bull CBBC Apr 2018 I	0.2500	22,458 per 10,000 units	22,658 per 10,000 units	2018/04/27	200,000,000	2017/01/23
60609	SGA Societe Generale Acceptance N.V./SG Issuer	HSI R Bear CBBC Apr 2017 U	0.2500	22,838 per 12,000 units	22,738 per 12,000 units	2017/04/27	200,000,000	2017/01/23
60561	UBS AG	HSI R Bull CBBC Oct 2017 J	0.2500	22,737 per 14,000 units	22,937 per 14,000 units	2017/10/30	300,000,000	2017/01/23
60562	UBS AG	HSI R Bear CBBC Apr 2017 L	0.2500	22,901 per 14,000 units	22,701 per 14,000 units	2017/04/27	300,000,000	2017/01/23
60564	UBS AG	HSI R Bear CBBC Apr 2017 M	0.2500	23,000 per 10,000 units	22,800 per 10,000 units	2017/04/27	200,000,000	2017/01/23
60722	Credit Suisse AG	AAC Tech R Bull CBBC Nov 2017 A	0.2500	71.88 per 100 units	73.88 per 100 units	2017/11/22	50,000,000	2017/01/24
60712	Credit Suisse AG	CUni R Bull CBBC Aug 2017 A	0.2500	7.8000	8.0000	2017/08/17	100,000,000	2017/01/24
60721	Credit Suisse AG	Geely Auto R Bull CBBC Sep 2017 B	0.2500	8.1800	8.3800	2017/09/21	50,000,000	2017/01/24
60723	Credit Suisse AG	HSI R Bull CBBC Apr 2017 V	0.2500	22,628 per 12,000 units	22,828 per 12,000 units	2017/04/27	200,000,000	2017/01/24
60710	Credit Suisse AG	HSI R Bear CBBC Aug 2017 C	0.2500	23,000 per 15,000 units	22,800 per 15,000 units	2017/08/30	300,000,000	2017/01/24
60714	Credit Suisse AG	Lenovo R Bear CBBC Aug 2017 A	0.2500	5.7000	5.5000	2017/08/30	50,000,000	2017/01/24
60719	Credit Suisse AG	Lenovo R Bear CBBC Aug 2017 B	0.2500	6.1800	5.9800	2017/08/23	50,000,000	2017/01/24
60746	Goldman Sachs Structured Products (Asia) Ltd.	HSI R Bull CBBC Dec 2017 D	0.2500	22,650 per 10,000 units	22,750 per 10,000 units	2017/12/28	200,000,000	2017/01/24
60620	Hongkong and Shanghai Banking Corporation Ltd., The	CUni R Bear CBBC Jan 2018 A	0.2500	9.8800	9.6800	2018/01/15	40,000,000	2017/01/24
60616	Hongkong and Shanghai Banking Corporation Ltd., The	Lenovo R Bear CBBC Oct 2017 A	0.2500	6.4800	6.1800	2017/10/17	40,000,000	2017/01/24
60725	J.P. Morgan Structured Products B.V.	China Mobile R Bull CBBC Dec 2017 B	0.2500	81.38 per 100 units	82.88 per 100 units	2017/12/15	80,000,000	2017/01/24
60728	J.P. Morgan Structured Products B.V.	HSI R Bull CBBC Dec 2017 X	0.2500	22,658 per 10,000 units	22,758 per 10,000 units	2017/12/28	200,000,000	2017/01/24
60724	J.P. Morgan Structured Products B.V.	HSI R Bear CBBC Apr 2017 O	0.2500	23,100 per 10,000 units	22,900 per 10,000 units	2017/04/27	200,000,000	2017/01/24
60732	J.P. Morgan Structured Products B.V.	HSI R Bear CBBC May 2017 E	0.2500	23,848 per 10,000 units	23,748 per 10,000 units	2017/05/29	200,000,000	2017/01/24
60641	SGA Societe Generale Acceptance N.V./SG Issuer	BOC HK R Bull CBBC Oct 2018 B	0.2500	26.78 per 100 units	27.18 per 100 units	2018/10/30	100,000,000	2017/01/24
60642	SGA Societe Generale Acceptance N.V./SG Issuer	COVS R Bull CBBC Dec 2017 B	0.2500	20.4800	21.0800	2017/12/28	40,000,000	2017/01/24
60643	SGA Societe Generale Acceptance N.V./SG Issuer	CUni R Bull CBBC Dec 2017 A	0.2500	8.4800	8.6800	2017/12/28	40,000,000	2017/01/24
60646	SGA Societe Generale Acceptance N.V./SG Issuer	Geely Auto R Bull CBBC Sep 2017 A	0.2500	7.2800	7.4800	2017/09/28	40,000,000	2017/01/24
60664	SGA Societe Generale Acceptance N.V./SG Issuer	Geely Auto R Bull CBBC Nov 2017 A	0.2500	7.6800	7.8800	2017/11/29	40,000,000	2017/01/24
60644	SGA Societe Generale Acceptance N.V./SG Issuer	Geely Auto R Bull CBBC Jul 2018 B	0.2500	6.8800	7.0800	2018/07/30	40,000,000	2017/01/24
60744	SGA Societe Generale Acceptance N.V./SG Issuer	HSI R Bull CBBC Apr 2018 J	0.2500	22,608 per 12,000 units	22,708 per 12,000 units	2018/04/27	200,000,000	2017/01/24
60745	SGA Societe Generale Acceptance N.V./SG Issuer	HSI R Bear CBBC Apr 2017 V	0.2500	23,138 per 10,000 units	22,938 per 10,000 units	2017/04/27	200,000,000	2017/01/24
60670	SGA Societe Generale Acceptance N.V./SG Issuer	Lenovo R Bull CBBC Dec 2017 D	0.2500	4.7800	4.9800	2017/12/28	40,000,000	2017/01/24
60665	SGA Societe Generale Acceptance N.V./SG Issuer	Lenovo R Bull CBBC Feb 2018 A	0.2500	4.5800	4.7800	2018/02/27	40,000,000	2017/01/24
60683	SGA Societe Generale Acceptance N.V./SG Issuer	Ping An R Bull CBBC Jan 2018 A	0.2500	38.48 per 100 units	39.08 per 100 units	2018/01/30	100,000,000	2017/01/24
60708	UBS AG	CC Bank R Bull CBBC Sep 2017 A	0.2500	5.5000	5.6000	2017/09/18	40,000,000	2017/01/24
60700	UBS AG	HSI R Bull CBBC Nov 2017 I	0.2500	22,550 per 12,000 units	22,750 per 12,000 units	2017/11/29	250,000,000	2017/01/24
60696	UBS AG	HSI R Bear CBBC Apr 2017 U	0.2500	22,950 per 12,000 units	22,750 per 12,000 units	2017/04/27	250,000,000	2017/01/24
60699	UBS AG	HSI R Bear CBBC Apr 2017 V	0.2500	23,400 per 12,000 units	23,200 per 12,000 units	2017/04/27	250,000,000	2017/01/24
60800	BNP Paribas Issuance B.V.	HSI R Bull CBBC Nov 2017 B	0.2500	22,700 per 10,000 units	22,900 per 10,000 units	2017/11/29	250,000,000	2017/01/25
60804	BNP Paribas Issuance B.V.	HSI R Bull CBBC Nov 2017 E	0.2500	22,900 per 10,000 units	23,100 per 10,000 units	2017/11/29	250,000,000	2017/01/25
60801	BNP Paribas Issuance B.V.	HSI R Bull CBBC Dec 2017 V	0.2500	22,800 per 10,000 units	23,000 per 10,000 units	2017/12/28	250,000,000	2017/01/25
60758	BNP Paribas Issuance B.V.	HSI R Bear CBBC Apr 2017 D	0.2500	24,400 per 10,000 units	24,200 per 10,000 units	2017/04/27	250,000,000	2017/01/25
60760	BNP Paribas Issuance B.V.	HSI R Bear CBBC Apr 2017 E	0.2500	24,600 per 10,000 units	24,400 per 10,000 units	2017/04/27	250,000,000	2017/01/25
60761	BNP Paribas Issuance B.V.	HSI R Bear CBBC Apr 2017 F	0.2500	24,800 per 10,000 units	24,600 per 10,000 units	2017/04/27	250,000,000	2017/01/25
60762	BNP Paribas Issuance B.V.	HSI R Bear CBBC Apr 2017 L	0.2500	23,100 per 10,000 units	22,900 per 10,000 units	2017/04/27	250,000,000	2017/01/25
60764	BNP Paribas Issuance B.V.	HSI R Bear CBBC Apr 2017 R	0.2500	23,200 per 10,000 units	23,000 per 10,000 units	2017/04/27	250,000,000	2017/01/25
60765	BNP Paribas Issuance B.V.	HSI R Bear CBBC Apr 2017 S	0.2500	23,300 per 10,000 units	23,100 per 10,000 units	2017/04/27	250,000,000	2017/01/25

Newly listed callable bull/bear contracts (continued)

Code	Issuer	Name of issue	Issue prices (HK\$)	Strike price (HKD)/Strike level per 10 units	Call price (HKD)/Call level per 10 units	Expiry date	No. of issue (units)	Listing date
60824	Credit Suisse AG	China Mobile R Bull CBBC Nov 2017 C	0.2500	83.18 per 100 units	84.38 per 100 units	2017/11/22	50,000,000	2017/01/25
60828	Credit Suisse AG	China Life R Bull CBBC Oct 2017 A	0.2500	20.3800	20.8800	2017/10/18	40,000,000	2017/01/25
60880	Credit Suisse AG	Geely Auto R Bear CBBC Aug 2017 B	0.2500	10.1800	9.9800	2017/08/25	50,000,000	2017/01/25
60881	Credit Suisse AG	HSCEI R Bear CBBC Jun 2017 B	0.2500	10,428 per 10,000 units	10,328 per 10,000 units	2017/06/29	100,000,000	2017/01/25
60883	Credit Suisse AG	HSCEI R Bear CBBC Jun 2017 C	0.2500	10,728 per 10,000 units	10,628 per 10,000 units	2017/06/29	100,000,000	2017/01/25
60853	Credit Suisse AG	HSI R Bull CBBC Nov 2017 C	0.2500	22,901 per 10,000 units	23,101 per 10,000 units	2017/11/29	200,000,000	2017/01/25
60872	Credit Suisse AG	HSI R Bull CBBC Dec 2017 Z	0.2500	22,768 per 12,000 units	22,968 per 12,000 units	2017/12/28	200,000,000	2017/01/25
60820	Credit Suisse AG	HSI R Bear CBBC Apr 2017 L	0.2500	23,100 per 10,000 units	22,900 per 10,000 units	2017/04/27	200,000,000	2017/01/25
60821	Credit Suisse AG	HSI R Bear CBBC Apr 2017 M	0.2500	23,250 per 12,000 units	23,050 per 12,000 units	2017/04/27	200,000,000	2017/01/25
60840	Credit Suisse AG	HSI R Bear CBBC Apr 2017 N	0.2500	24,350 per 12,000 units	24,150 per 12,000 units	2017/04/27	200,000,000	2017/01/25
60844	Credit Suisse AG	HSI R Bear CBBC Apr 2017 Q	0.2500	24,300 per 10,000 units	24,100 per 10,000 units	2017/04/27	200,000,000	2017/01/25
60864	Credit Suisse AG	HSI R Bear CBBC Apr 2017 T	0.2500	24,400 per 10,000 units	24,200 per 10,000 units	2017/04/27	200,000,000	2017/01/25
60841	Credit Suisse AG	HSI R Bear CBBC May 2017 J	0.2500	24,500 per 10,000 units	24,300 per 10,000 units	2017/05/29	200,000,000	2017/01/25
60842	Credit Suisse AG	HSI R Bear CBBC May 2017 K	0.2500	24,600 per 15,000 units	24,400 per 15,000 units	2017/05/29	300,000,000	2017/01/25
60827	Credit Suisse AG	Ping An R Bull CBBC Oct 2017 D	0.2500	38.28 per 100 units	39.88 per 100 units	2017/10/26	50,000,000	2017/01/25
60819	Goldman Sachs Structured Products (Asia) Ltd.	HSI R Bull CBBC Dec 2017 O	0.2500	22,750 per 10,000 units	22,950 per 10,000 units	2017/12/28	200,000,000	2017/01/25
60817	Goldman Sachs Structured Products (Asia) Ltd.	HSI R Bull CBBC Dec 2017 S	0.2500	23,001 per 10,000 units	23,101 per 10,000 units	2017/12/28	200,000,000	2017/01/25
60774	Goldman Sachs Structured Products (Asia) Ltd.	HSI R Bear CBBC Apr 2017 K	0.2500	23,100 per 10,000 units	23,000 per 10,000 units	2017/04/27	200,000,000	2017/01/25
60775	Goldman Sachs Structured Products (Asia) Ltd.	HSI R Bear CBBC May 2017 I	0.2500	23,250 per 10,000 units	23,150 per 10,000 units	2017/05/29	200,000,000	2017/01/25
60791	Hongkong and Shanghai Banking Corporation Ltd., The	CSOP A50 ETF R Bull CBBC Apr 2018 A	0.2500	11.1600	11.2600	2018/04/16	50,000,000	2017/01/25
60795	Hongkong and Shanghai Banking Corporation Ltd., The	A50 R Bull CBBC Apr 2018 A	0.2500	10.7600	10.8600	2018/04/16	40,000,000	2017/01/25
60781	Hongkong and Shanghai Banking Corporation Ltd., The	Geely Auto R Bull CBBC Apr 2018 A	0.2500	8.1800	8.3800	2018/04/16	40,000,000	2017/01/25
60784	Hongkong and Shanghai Banking Corporation Ltd., The	Geely Auto R Bear CBBC Jan 2018 B	0.2500	10.1800	9.8800	2018/01/15	40,000,000	2017/01/25
60777	Hongkong and Shanghai Banking Corporation Ltd., The	HSI R Bull CBBC Nov 2017 K	0.2500	22,848 per 15,000 units	22,998 per 15,000 units	2017/11/29	100,000,000	2017/01/25
60797	Hongkong and Shanghai Banking Corporation Ltd., The	HSI R Bull CBBC Nov 2017 L	0.2500	21,898 per 20,000 units	22,098 per 20,000 units	2017/11/29	100,000,000	2017/01/25
60778	Hongkong and Shanghai Banking Corporation Ltd., The	HSI R Bear CBBC Jul 2017 E	0.2500	24,038 per 15,000 units	23,888 per 15,000 units	2017/07/28	100,000,000	2017/01/25
60780	Hongkong and Shanghai Banking Corporation Ltd., The	SHK Ppt R Bull CBBC Apr 2018 A	0.2500	100.38 per 100 units	101.88 per 100 units	2018/04/16	40,000,000	2017/01/25
60951	J.P. Morgan Structured Products B.V.	AAC Tech R Bull CBBC Nov 2017 A	0.2500	72.88 per 100 units	74.88 per 100 units	2017/11/17	50,000,000	2017/01/25
60955	J.P. Morgan Structured Products B.V.	China Life R Bull CBBC Nov 2017 C	0.2500	20.3800	20.8800	2017/11/17	40,000,000	2017/01/25
60950	J.P. Morgan Structured Products B.V.	Geely Auto R Bull CBBC Dec 2017 C	0.2500	8.2800	8.4800	2017/12/15	60,000,000	2017/01/25
60959	J.P. Morgan Structured Products B.V.	HKEX R Bull CBBC Dec 2017 I	0.2500	182.88 per 100 units	184.88 per 100 units	2017/12/15	40,000,000	2017/01/25
60902	J.P. Morgan Structured Products B.V.	HSI R Bull CBBC Oct 2017 P	0.2500	22,900 per 10,000 units	23,100 per 10,000 units	2017/10/30	200,000,000	2017/01/25
60903	J.P. Morgan Structured Products B.V.	HSI R Bull CBBC Nov 2017 K	0.2500	22,858 per 10,000 units	22,958 per 10,000 units	2017/11/29	200,000,000	2017/01/25
60899	J.P. Morgan Structured Products B.V.	HSI R Bear CBBC Apr 2017 P	0.2500	23,200 per 10,000 units	23,000 per 10,000 units	2017/04/27	200,000,000	2017/01/25
60908	J.P. Morgan Structured Products B.V.	HSI R Bear CBBC Apr 2017 Q	0.2500	24,300 per 10,000 units	24,100 per 10,000 units	2017/04/27	200,000,000	2017/01/25
60914	J.P. Morgan Structured Products B.V.	HSI R Bear CBBC Apr 2017 T	0.2500	24,600 per 10,000 units	24,400 per 10,000 units	2017/04/27	200,000,000	2017/01/25
60913	J.P. Morgan Structured Products B.V.	HSI R Bear CBBC May 2017 F	0.2500	24,348 per 10,000 units	24,248 per 10,000 units	2017/05/29	200,000,000	2017/01/25
60929	J.P. Morgan Structured Products B.V.	HSI R Bear CBBC May 2017 G	0.2500	24,800 per 10,000 units	24,600 per 10,000 units	2017/05/29	200,000,000	2017/01/25
60953	J.P. Morgan Structured Products B.V.	Lenovo R Bull CBBC Jan 2018 A	0.2500	4.9300	5.0800	2018/01/19	80,000,000	2017/01/25
60962	J.P. Morgan Structured Products B.V.	PICC P&C R Bull CBBC Dec 2017 B	0.2500	10.7800	11.2800	2017/12/15	40,000,000	2017/01/25
60954	J.P. Morgan Structured Products B.V.	Ping An R Bull CBBC Nov 2017 E	0.2500	39.28 per 100 units	39.88 per 100 units	2017/11/17	80,000,000	2017/01/25
60964	J.P. Morgan Structured Products B.V.	SHK Ppt R Bull CBBC Dec 2017 B	0.2500	99.38 per 100 units	100.88 per 100 units	2017/12/15	40,000,000	2017/01/25
60956	J.P. Morgan Structured Products B.V.	Tencent R Bull CBBC Dec 2017 K	0.2500	196.88 per 100 units	198.88 per 100 units	2017/12/15	40,000,000	2017/01/25

Newly listed callable bull/bear contracts (continued)

Code	Issuer	Name of issue	Issue prices (HK\$)	Strike price (HKD)/Strike level per 10 units	Call price (HKD)/Call level per 10 units	Expiry date	No. of issue (units)	Listing date
60938	SGA Societe Generale Acceptance N.V./SG Issuer	HSI R Bull CBBC Apr 2018 K	0.2500	22,908 per 10,000 units	23,008 per 10,000 units	2018/04/27	200,000,000	2017/01/25
60941	SGA Societe Generale Acceptance N.V./SG Issuer	HSI R Bull CBBC Apr 2018 L	0.2500	22,958 per 12,000 units	23,058 per 12,000 units	2018/04/27	200,000,000	2017/01/25
60944	SGA Societe Generale Acceptance N.V./SG Issuer	HSI R Bear CBBC Apr 2017 G	0.2500	23,238 per 12,000 units	23,138 per 12,000 units	2017/04/27	200,000,000	2017/01/25
60816	UBS AG	HSI R Bull CBBC Dec 2017 D	0.2500	22,900 per 12,000 units	23,100 per 12,000 units	2017/12/28	250,000,000	2017/01/25
60813	UBS AG	HSI R Bear CBBC Apr 2017 I	0.2500	23,500 per 12,000 units	23,300 per 12,000 units	2017/04/27	250,000,000	2017/01/25
60806	UBS AG	HSI R Bear CBBC Apr 2017 W	0.2500	23,200 per 12,000 units	23,000 per 12,000 units	2017/04/27	250,000,000	2017/01/25
60808	UBS AG	HSI R Bear CBBC Apr 2017 Y	0.2500	23,350 per 10,000 units	23,150 per 10,000 units	2017/04/27	200,000,000	2017/01/25
60805	UBS AG	HSI R Bear CBBC May 2017 J	0.2500	23,041 per 14,000 units	22,841 per 14,000 units	2017/05/29	300,000,000	2017/01/25
61062	Credit Suisse AG	HSI R Bull CBBC Nov 2017 Y	0.2500	22,850 per 12,000 units	23,050 per 12,000 units	2017/11/29	200,000,000	2017/01/26
61065	Credit Suisse AG	HSI R Bear CBBC Apr 2017 F	0.2500	23,300 per 10,000 units	23,100 per 10,000 units	2017/04/27	200,000,000	2017/01/26
61081	Credit Suisse AG	HSI R Bear CBBC Apr 2017 I	0.2500	23,600 per 10,000 units	23,400 per 10,000 units	2017/04/27	200,000,000	2017/01/26
61133	Credit Suisse AG	HSI R Bear CBBC Apr 2017 K	0.2500	23,162 per 12,000 units	22,962 per 12,000 units	2017/04/27	200,000,000	2017/01/26
61086	Credit Suisse AG	HSI R Bear CBBC Apr 2017 P	0.2500	23,700 per 10,000 units	23,500 per 10,000 units	2017/04/27	200,000,000	2017/01/26
61094	Credit Suisse AG	HSI R Bear CBBC Apr 2017 S	0.2500	23,900 per 10,000 units	23,700 per 10,000 units	2017/04/27	200,000,000	2017/01/26
61102	Credit Suisse AG	HSI R Bear CBBC Apr 2017 W	0.2500	24,000 per 10,000 units	23,800 per 10,000 units	2017/04/27	200,000,000	2017/01/26
61112	Credit Suisse AG	HSI R Bear CBBC Apr 2017 X	0.2500	24,450 per 12,000 units	24,250 per 12,000 units	2017/04/27	200,000,000	2017/01/26
61114	Credit Suisse AG	HSI R Bear CBBC Apr 2017 Y	0.2500	24,650 per 12,000 units	24,450 per 12,000 units	2017/04/27	200,000,000	2017/01/26
61131	Credit Suisse AG	HSI R Bear CBBC Apr 2017 Z	0.2500	24,750 per 12,000 units	24,550 per 12,000 units	2017/04/27	200,000,000	2017/01/26
60978	Goldman Sachs Structured Products (Asia) Ltd.	HSI R Bull CBBC Dec 2017 W	0.2500	22,800 per 10,000 units	23,000 per 10,000 units	2017/12/28	200,000,000	2017/01/26
60979	Goldman Sachs Structured Products (Asia) Ltd.	HSI R Bear CBBC Apr 2017 L	0.2500	23,250 per 10,000 units	23,050 per 10,000 units	2017/04/27	200,000,000	2017/01/26
60969	Hongkong and Shanghai Banking Corporation Ltd., The	CUmi R Bull CBBC Mar 2018 A	0.2500	7.8800	8.0800	2018/03/05	40,000,000	2017/01/26
60976	Hongkong and Shanghai Banking Corporation Ltd., The	HSI R Bull CBBC Sep 2017 R	0.2500	22,348 per 15,000 units	22,498 per 15,000 units	2017/09/28	100,000,000	2017/01/26
60977	Hongkong and Shanghai Banking Corporation Ltd., The	HSI R Bull CBBC Sep 2017 S	0.2500	22,548 per 15,000 units	22,698 per 15,000 units	2017/09/28	100,000,000	2017/01/26
60973	Hongkong and Shanghai Banking Corporation Ltd., The	HSI R Bull CBBC Dec 2017 D	0.2500	22,098 per 20,000 units	22,298 per 20,000 units	2017/12/28	150,000,000	2017/01/26
60966	Hongkong and Shanghai Banking Corporation Ltd., The	HSI R Bear CBBC Jul 2017 F	0.2500	23,238 per 15,000 units	23,088 per 15,000 units	2017/07/28	100,000,000	2017/01/26
60965	Hongkong and Shanghai Banking Corporation Ltd., The	HSI R Bear CBBC Dec 2017 C	0.2500	24,488 per 20,000 units	24,288 per 20,000 units	2017/12/28	150,000,000	2017/01/26
61035	J.P. Morgan Structured Products B.V.	CKH R Bull CBBC Jan 2018 A	0.2500	81.38 per 100 units	82.88 per 100 units	2018/01/19	80,000,000	2017/01/26
61040	J.P. Morgan Structured Products B.V.	CSOP A50 ETF R Bull CBBC Feb 2018 A	0.2500	10.6800	10.7800	2018/02/15	70,000,000	2017/01/26
60997	J.P. Morgan Structured Products B.V.	HSI R Bull CBBC Nov 2017 R	0.2500	22,958 per 10,000 units	23,058 per 10,000 units	2017/11/29	200,000,000	2017/01/26
61003	J.P. Morgan Structured Products B.V.	HSI R Bear CBBC Apr 2017 R	0.2500	24,900 per 10,000 units	24,700 per 10,000 units	2017/04/27	200,000,000	2017/01/26
61000	J.P. Morgan Structured Products B.V.	HSI R Bear CBBC Apr 2017 X	0.2500	23,148 per 10,000 units	23,048 per 10,000 units	2017/04/27	200,000,000	2017/01/26
61030	J.P. Morgan Structured Products B.V.	HSI R Bear CBBC Apr 2017 Y	0.2500	24,948 per 10,000 units	24,848 per 10,000 units	2017/04/27	200,000,000	2017/01/26
61033	J.P. Morgan Structured Products B.V.	PetCh R Bull CBBC Nov 2017 A	0.2500	5.7800	5.9800	2017/11/17	100,000,000	2017/01/26
61034	J.P. Morgan Structured Products B.V.	PetCh R Bull CBBC Dec 2017 A	0.2500	5.1800	5.3800	2017/12/15	100,000,000	2017/01/26
60992	SGA Societe Generale Acceptance N.V./SG Issuer	HSI R Bull CBBC Apr 2018 M	0.2500	22,858 per 10,000 units	22,958 per 10,000 units	2018/04/27	200,000,000	2017/01/26
60993	SGA Societe Generale Acceptance N.V./SG Issuer	HSI R Bear CBBC Apr 2017 J	0.2500	23,188 per 10,000 units	23,088 per 10,000 units	2017/04/27	200,000,000	2017/01/26
60995	SGA Societe Generale Acceptance N.V./SG Issuer	HSI R Bear CBBC Apr 2017 K	0.2500	23,288 per 12,000 units	23,188 per 12,000 units	2017/04/27	200,000,000	2017/01/26
60981	UBS AG	HSI R Bull CBBC Oct 2017 N	0.2500	22,850 per 10,000 units	23,050 per 10,000 units	2017/10/30	200,000,000	2017/01/26
60985	UBS AG	HSI R Bear CBBC Apr 2017 J	0.2500	23,250 per 10,000 units	23,050 per 10,000 units	2017/04/27	200,000,000	2017/01/26
60986	UBS AG	HSI R Bear CBBC May 2017 K	0.2500	24,400 per 12,000 units	24,200 per 12,000 units	2017/05/29	250,000,000	2017/01/26
60987	UBS AG	HSI R Bear CBBC May 2017 L	0.2500	24,800 per 12,000 units	24,600 per 12,000 units	2017/05/29	250,000,000	2017/01/26
61292	Credit Suisse AG	Geely Auto R Bull CBBC Nov 2017 A	0.2500	8.6000	8.8000	2017/11/09	50,000,000	2017/01/27
61294	Credit Suisse AG	Geely Auto R Bear CBBC Sep 2017 A	0.2500	10.6800	10.4800	2017/09/27	50,000,000	2017/01/27

Newly listed callable bull/bear contracts (continued)

Code	Issuer	Name of issue	Issue prices (HK\$)	Strike price (HKD)/Strike level per 10 units	Call price (HKD)/Call level per 10 units	Expiry date	No. of issue (units)	Listing date
61281	Credit Suisse AG	HSI R Bull CBBC Nov 2017 I	0.2500	22,800 per 10,000 units	23,000 per 10,000 units	2017/11/29	200,000,000	2017/01/27
61309	Credit Suisse AG	HSI R Bear CBBC Apr 2017 G	0.2500	24,100 per 10,000 units	23,900 per 10,000 units	2017/04/27	200,000,000	2017/01/27
61319	Credit Suisse AG	HSI R Bear CBBC Apr 2017 O	0.2500	24,550 per 12,000 units	24,350 per 12,000 units	2017/04/27	200,000,000	2017/01/27
61298	Credit Suisse AG	HSI R Bear CBBC Apr 2017 R	0.2500	23,350 per 12,000 units	23,150 per 12,000 units	2017/04/27	200,000,000	2017/01/27
61301	Credit Suisse AG	HSI R Bear CBBC Apr 2017 U	0.2500	23,650 per 12,000 units	23,450 per 12,000 units	2017/04/27	200,000,000	2017/01/27
61302	Credit Suisse AG	HSI R Bear CBBC Apr 2017 V	0.2500	24,050 per 12,000 units	23,850 per 12,000 units	2017/04/27	200,000,000	2017/01/27
61324	Credit Suisse AG	HSI R Bear CBBC May 2017 L	0.2500	23,086 per 12,000 units	22,886 per 12,000 units	2017/05/29	200,000,000	2017/01/27
61250	Goldman Sachs Structured Products (Asia) Ltd.	HSI R Bull CBBC Dec 2017 U	0.2500	22,800 per 10,000 units	22,900 per 10,000 units	2017/12/28	200,000,000	2017/01/27
61259	Goldman Sachs Structured Products (Asia) Ltd.	HSI R Bear CBBC Apr 2017 M	0.2500	23,108 per 10,000 units	22,908 per 10,000 units	2017/04/27	200,000,000	2017/01/27
61217	Hongkong and Shanghai Banking Corporation Ltd., The	Geely Auto R Bull CBBC Jan 2018 B	0.2500	8.6800	8.8800	2018/01/22	60,000,000	2017/01/27
61245	Hongkong and Shanghai Banking Corporation Ltd., The	Geely Auto R Bear CBBC Jan 2018 C	0.2500	9.7800	9.4800	2018/01/22	60,000,000	2017/01/27
61235	Hongkong and Shanghai Banking Corporation Ltd., The	Geely Auto R Bear CBBC Feb 2018 A	0.2500	10.7800	10.4800	2018/02/12	60,000,000	2017/01/27
61213	Hongkong and Shanghai Banking Corporation Ltd., The	HSCEI R Bear CBBC Dec 2017 A	0.2500	10,638 per 10,000 units	10,538 per 10,000 units	2017/12/28	50,000,000	2017/01/27
61191	Hongkong and Shanghai Banking Corporation Ltd., The	HSI R Bear CBBC Jul 2017 G	0.2500	23,138 per 15,000 units	22,988 per 15,000 units	2017/07/28	100,000,000	2017/01/27
61326	J.P. Morgan Structured Products B.V.	HSI R Bull CBBC Dec 2017 G	0.2500	22,800 per 10,000 units	23,000 per 10,000 units	2017/12/28	200,000,000	2017/01/27
61359	J.P. Morgan Structured Products B.V.	HSI R Bear CBBC Apr 2017 D	0.2500	25,000 per 10,000 units	24,800 per 10,000 units	2017/04/27	200,000,000	2017/01/27
61332	J.P. Morgan Structured Products B.V.	HSI R Bear CBBC Apr 2017 G	0.2500	23,448 per 10,000 units	23,348 per 10,000 units	2017/04/27	200,000,000	2017/01/27
61344	J.P. Morgan Structured Products B.V.	HSI R Bear CBBC Apr 2017 H	0.2500	24,248 per 10,000 units	24,148 per 10,000 units	2017/04/27	200,000,000	2017/01/27
61357	J.P. Morgan Structured Products B.V.	HSI R Bear CBBC Apr 2017 S	0.2500	24,500 per 10,000 units	24,300 per 10,000 units	2017/04/27	200,000,000	2017/01/27
61329	J.P. Morgan Structured Products B.V.	HSI R Bear CBBC Apr 2017 U	0.2500	23,048 per 10,000 units	22,948 per 10,000 units	2017/04/27	200,000,000	2017/01/27
61330	J.P. Morgan Structured Products B.V.	HSI R Bear CBBC Apr 2017 Z	0.2500	23,300 per 10,000 units	23,100 per 10,000 units	2017/04/27	200,000,000	2017/01/27
61148	SGA Societe Generale Acceptance N.V./SG Issuer	AIA R Bull CBBC Jun 2018 A	0.2500	42.48 per 100 units	43.08 per 100 units	2018/06/28	100,000,000	2017/01/27
61166	SGA Societe Generale Acceptance N.V./SG Issuer	AIA R Bull CBBC Sep 2018 A	0.2500	44.48 per 100 units	45.08 per 100 units	2018/09/27	100,000,000	2017/01/27
61167	SGA Societe Generale Acceptance N.V./SG Issuer	BOC HK R Bull CBBC Oct 2018 C	0.2500	28.28 per 100 units	28.68 per 100 units	2018/10/30	100,000,000	2017/01/27
61168	SGA Societe Generale Acceptance N.V./SG Issuer	BOC HK R Bear CBBC Jul 2018 A	0.2500	34.48 per 100 units	33.88 per 100 units	2018/07/30	100,000,000	2017/01/27
61169	SGA Societe Generale Acceptance N.V./SG Issuer	CMob R Bull CBBC Dec 2017 C	0.2500	82.88 per 100 units	84.08 per 100 units	2017/12/28	100,000,000	2017/01/27
61184	SGA Societe Generale Acceptance N.V./SG Issuer	Geely Auto R Bull CBBC Sep 2017 B	0.2500	8.4800	8.6800	2017/09/28	40,000,000	2017/01/27
61185	SGA Societe Generale Acceptance N.V./SG Issuer	Geely Auto R Bull CBBC Nov 2017 B	0.2500	8.8800	9.0800	2017/11/29	40,000,000	2017/01/27
61182	SGA Societe Generale Acceptance N.V./SG Issuer	Geely Auto R Bull CBBC Jul 2018 C	0.2500	8.0800	8.2800	2018/07/30	40,000,000	2017/01/27
61362	SGA Societe Generale Acceptance N.V./SG Issuer	HSI R Bull CBBC Apr 2018 N	0.2500	22,558 per 10,000 units	22,758 per 10,000 units	2018/04/27	200,000,000	2017/01/27
61363	SGA Societe Generale Acceptance N.V./SG Issuer	HSI R Bull CBBC Apr 2018 O	0.2500	22,658 per 10,000 units	22,858 per 10,000 units	2018/04/27	200,000,000	2017/01/27
61367	SGA Societe Generale Acceptance N.V./SG Issuer	HSI R Bear CBBC Apr 2017 N	0.2500	22,988 per 10,000 units	22,888 per 10,000 units	2017/04/27	200,000,000	2017/01/27
61373	SGA Societe Generale Acceptance N.V./SG Issuer	HSI R Bear CBBC Apr 2017 W	0.2500	23,938 per 12,000 units	23,838 per 12,000 units	2017/04/27	200,000,000	2017/01/27
61384	SGA Societe Generale Acceptance N.V./SG Issuer	HSI R Bear CBBC Apr 2017 X	0.2500	24,238 per 12,000 units	24,138 per 12,000 units	2017/04/27	200,000,000	2017/01/27
61387	SGA Societe Generale Acceptance N.V./SG Issuer	HSI R Bear CBBC Apr 2017 Y	0.2500	24,338 per 12,000 units	24,238 per 12,000 units	2017/04/27	200,000,000	2017/01/27
61406	SGA Societe Generale Acceptance N.V./SG Issuer	HSI R Bear CBBC Jul 2017 A	0.2500	25,538 per 12,000 units	25,438 per 12,000 units	2017/07/28	200,000,000	2017/01/27
61186	SGA Societe Generale Acceptance N.V./SG Issuer	Sands R Bull CBBC Feb 2018 A	0.2500	33.28 per 100 units	34.08 per 100 units	2018/02/27	100,000,000	2017/01/27
61181	SGA Societe Generale Acceptance N.V./SG Issuer	China Vanke R Bull CBBC Oct 2017 A	0.2500	17.2800	18.0800	2017/10/30	40,000,000	2017/01/27
61260	UBS AG	HSI R Bull CBBC Nov 2017 P	0.2500	22,800 per 12,000 units	23,000 per 12,000 units	2017/11/29	250,000,000	2017/01/27
61279	UBS AG	HSI R Bear CBBC Apr 2017 K	0.2500	24,900 per 12,000 units	24,700 per 12,000 units	2017/04/27	250,000,000	2017/01/27
61262	UBS AG	HSI R Bear CBBC Apr 2017 N	0.2500	23,300 per 12,000 units	23,100 per 12,000 units	2017/04/27	250,000,000	2017/01/27
61268	UBS AG	HSI R Bear CBBC Apr 2017 P	0.2500	23,700 per 12,000 units	23,500 per 12,000 units	2017/04/27	250,000,000	2017/01/27
61280	UBS AG	HSI R Bear CBBC Apr 2017 S	0.2500	23,086 per 12,000 units	22,886 per 12,000 units	2017/04/27	250,000,000	2017/01/27

Newly listed callable bull/bear contracts (continued)

Code	Issuer	Name of issue	Issue prices (HK\$)	Strike price (HKD)/Strike level per 10 units	Call price (HKD)/Call level per 10 units	Expiry date	No. of issue (units)	Listing date
61277	UBS AG	HSI R Bear CBBC Apr 2017 X	0.2500	24,700 per 12,000 units	24,500 per 12,000 units	2017/04/27	250,000,000	2017/01/27
61422	Credit Suisse AG	HSI R Bull CBBC Nov 2017 E	0.2500	22,698 per 10,000 units	22,898 per 10,000 units	2017/11/29	200,000,000	2017/02/01
61418	Credit Suisse AG	HSI R Bear CBBC May 2017 M	0.2500	23,200 per 10,000 units	23,000 per 10,000 units	2017/05/29	200,000,000	2017/02/01
61423	Credit Suisse AG	Sands China R Bull CBBC Dec 2017 B	0.2500	33.18 per 100 units	33.98 per 100 units	2017/12/20	50,000,000	2017/02/01
61441	Goldman Sachs Structured Products (Asia) Ltd.	HSI R Bull CBBC Nov 2017 C	0.2500	22,650 per 10,000 units	22,850 per 10,000 units	2017/11/29	200,000,000	2017/02/01
61444	Goldman Sachs Structured Products (Asia) Ltd.	HSI R Bear CBBC May 2017 J	0.2500	23,150 per 10,000 units	22,950 per 10,000 units	2017/05/29	200,000,000	2017/02/01
61432	J.P. Morgan Structured Products B.V.	Geely Auto R Bull CBBC Dec 2017 D	0.2500	8.6800	8.8800	2017/12/15	60,000,000	2017/02/01
61439	J.P. Morgan Structured Products B.V.	HSI R Bear CBBC May 2017 H	0.2500	23,248 per 10,000 units	23,148 per 10,000 units	2017/05/29	200,000,000	2017/02/01
61425	SGA Societe Generale Acceptance N.V./SG Issuer	HSI R Bull CBBC Apr 2018 P	0.2500	22,608 per 12,000 units	22,808 per 12,000 units	2018/04/27	200,000,000	2017/02/01
61427	SGA Societe Generale Acceptance N.V./SG Issuer	HSI R Bear CBBC Jul 2017 B	0.2500	23,038 per 12,000 units	22,938 per 12,000 units	2017/07/28	200,000,000	2017/02/01
61429	SGA Societe Generale Acceptance N.V./SG Issuer	HSI R Bear CBBC Jul 2017 C	0.2500	23,138 per 12,000 units	23,038 per 12,000 units	2017/07/28	200,000,000	2017/02/01
61417	UBS AG	HSI R Bull CBBC Nov 2017 D	0.2500	22,698 per 10,000 units	22,898 per 10,000 units	2017/11/29	200,000,000	2017/02/01
61407	UBS AG	HSI R Bear CBBC May 2017 M	0.2500	23,100 per 10,000 units	22,900 per 10,000 units	2017/05/29	200,000,000	2017/02/01
61539	Credit Suisse AG	Geely Auto R Bear CBBC Dec 2017 A	0.2500	9.6000	9.4000	2017/12/13	50,000,000	2017/02/02
61570	Credit Suisse AG	HSI R Bull CBBC Dec 2017 G	0.2500	22,733 per 15,000 units	22,933 per 15,000 units	2017/12/28	300,000,000	2017/02/02
61530	Credit Suisse AG	HSI R Bear CBBC Aug 2017 D	0.2500	23,138 per 15,000 units	22,938 per 15,000 units	2017/08/30	300,000,000	2017/02/02
61512	The Bank of East Asia, Ltd.	COVS R Bull CBBC Jan 2018 A	0.4000	20.2800	20.8800	2018/01/24	25,000,000	2017/02/02
61519	The Bank of East Asia, Ltd.	Geely Auto R Bull CBBC Jan 2018 A	0.2500	8.0000	8.2800	2018/01/24	40,000,000	2017/02/02
61525	The Bank of East Asia, Ltd.	HSBC Holdings R Bull CBBC Jan 2018 C	0.2500	60.38 per 100 units	61.88 per 100 units	2018/01/24	60,000,000	2017/02/02
61501	The Bank of East Asia, Ltd.	Lenovo R Bull CBBC Jun 2018 A	0.2500	4.4300	4.5800	2018/06/22	40,000,000	2017/02/02
61504	The Bank of East Asia, Ltd.	PetCh R Bull CBBC Jan 2018 A	0.2500	5.4800	5.6800	2018/01/24	40,000,000	2017/02/02
61446	Hongkong and Shanghai Banking Corporation Ltd., The	ABC R Bull CBBC Jul 2018 A	0.2500	2.9000	2.9800	2018/07/31	50,000,000	2017/02/02
61447	Hongkong and Shanghai Banking Corporation Ltd., The	ABC R Bull CBBC Aug 2018 A	0.2500	2.5000	2.5800	2018/08/31	50,000,000	2017/02/02
61469	Hongkong and Shanghai Banking Corporation Ltd., The	Lenovo R Bull CBBC Aug 2018 A	0.2500	4.2500	4.4000	2018/08/31	40,000,000	2017/02/02
61470	Hongkong and Shanghai Banking Corporation Ltd., The	Lenovo R Bull CBBC Sep 2018 A	0.2500	3.9500	4.1000	2018/09/28	40,000,000	2017/02/02
61445	Hongkong and Shanghai Banking Corporation Ltd., The	Tencent R Bull CBBC Jan 2018 C	0.2500	194.88 per 100 units	196.88 per 100 units	2018/01/18	50,000,000	2017/02/02
61474	Haitong International Securities Co. Ltd.	AAC Tech R Bull CBBC Nov 2017 A	0.2500	67 per 100 units	68.88 per 100 units	2017/11/17	40,000,000	2017/02/02
61478	Haitong International Securities Co. Ltd.	Geely Auto R Bull CBBC Nov 2017 A	0.2500	8.0800	8.3800	2017/11/15	40,000,000	2017/02/02
61481	Haitong International Securities Co. Ltd.	PICC P&C R Bull CBBC Nov 2017 A	0.2500	9.5800	10.0800	2017/11/14	40,000,000	2017/02/02
61471	Haitong International Securities Co. Ltd.	China Vanke R Bull CBBC Nov 2017 A	0.2600	17.0800	17.8800	2017/11/16	40,000,000	2017/02/02
61587	J.P. Morgan Structured Products B.V.	HSI R Bull CBBC Dec 2017 Z	0.2500	22,700 per 10,000 units	22,900 per 10,000 units	2017/12/28	200,000,000	2017/02/02
61583	J.P. Morgan Structured Products B.V.	HSI R Bear CBBC May 2017 I	0.2500	23,100 per 10,000 units	22,900 per 10,000 units	2017/05/29	200,000,000	2017/02/02
61588	J.P. Morgan Structured Products B.V.	PICC P&C R Bull CBBC Jan 2018 A	0.2500	10.1800	10.6800	2018/01/19	40,000,000	2017/02/02
61591	J.P. Morgan Structured Products B.V.	PICC P&C R Bull CBBC Feb 2018 A	0.2500	9.5800	10.0800	2018/02/15	40,000,000	2017/02/02
61593	J.P. Morgan Structured Products B.V.	China Vanke R Bull CBBC Dec 2017 A	0.3500	17.4800	18.2800	2017/12/15	30,000,000	2017/02/02
61595	J.P. Morgan Structured Products B.V.	China Vanke R Bull CBBC Jan 2018 A	0.4500	15.4800	16.2800	2018/01/19	30,000,000	2017/02/02
61571	SGA Societe Generale Acceptance N.V./SG Issuer	HSI R Bull CBBC Apr 2018 Q	0.2500	22,808 per 10,000 units	22,908 per 10,000 units	2018/04/27	200,000,000	2017/02/02
61582	SGA Societe Generale Acceptance N.V./SG Issuer	HSI R Bear CBBC Jul 2017 D	0.2500	23,088 per 10,000 units	22,988 per 10,000 units	2017/07/28	200,000,000	2017/02/02
61528	UBS AG	HSI R Bull CBBC Oct 2017 M	0.2500	22,769 per 12,000 units	22,969 per 12,000 units	2017/10/30	250,000,000	2017/02/02
61526	UBS AG	HSI R Bear CBBC May 2017 N	0.2500	23,150 per 12,000 units	22,950 per 12,000 units	2017/05/29	250,000,000	2017/02/02
61730	BNP Paribas Issuance B.V.	HSI R Bull CBBC Dec 2017 W	0.2500	22,800 per 10,000 units	23,000 per 10,000 units	2017/12/28	250,000,000	2017/02/03
61640	BNP Paribas Issuance B.V.	HSI R Bear CBBC May 2017 A	0.2500	23,200 per 10,000 units	23,000 per 10,000 units	2017/05/29	250,000,000	2017/02/03
61654	Credit Suisse AG	HSI R Bull CBBC Nov 2017 B	0.2500	22,778 per 12,000 units	22,978 per 12,000 units	2017/11/29	200,000,000	2017/02/03

Newly listed callable bull/bear contracts (continued)

Code	Issuer	Name of issue	Issue prices (HK\$)	Strike price (HKD)/Strike level per 10 units	Call price (HKD)/Call level per 10 units	Expiry date	No. of issue (units)	Listing date
61652	Credit Suisse AG	HSI R Bear CBBC May 2017 N	0.2500	23,250 per 12,000 units	23,050 per 12,000 units	2017/05/29	200,000,000	2017/02/03
61642	Credit Suisse AG	PICC P&C R Bull CBBC Dec 2017 A	0.2500	10.8800	11.3800	2017/12/13	40,000,000	2017/02/03
61643	Credit Suisse AG	PICC P&C R Bull CBBC Dec 2017 B	0.2500	10.2800	10.7800	2017/12/06	40,000,000	2017/02/03
61648	Credit Suisse AG	PICC P&C R Bull CBBC Dec 2017 C	0.2500	9.6800	10.1800	2017/12/20	40,000,000	2017/02/03
61618	Goldman Sachs Structured Products (Asia) Ltd.	HSI R Bear CBBC May 2017 K	0.2500	23,100 per 10,000 units	23,000 per 10,000 units	2017/05/29	200,000,000	2017/02/03
61619	Hongkong and Shanghai Banking Corporation Ltd., The	AAC Tech R Bull CBBC Apr 2018 A	0.2500	72.88 per 100 units	74.88 per 100 units	2018/04/30	40,000,000	2017/02/03
61620	Hongkong and Shanghai Banking Corporation Ltd., The	ABC R Bear CBBC Apr 2018 A	0.2500	3.8100	3.7300	2018/04/30	40,000,000	2017/02/03
61624	Hongkong and Shanghai Banking Corporation Ltd., The	Lenovo R Bear CBBC Apr 2018 A	0.2500	6.9800	6.6800	2018/04/30	40,000,000	2017/02/03
61629	Hongkong and Shanghai Banking Corporation Ltd., The	Tencent R Bull CBBC Jan 2018 D	0.2500	197.88 per 100 units	199.88 per 100 units	2018/01/22	50,000,000	2017/02/03
61608	Haitong International Securities Co. Ltd.	HSI R Bull CBBC Sep 2017 B	0.2510	22,298 per 20,000 units	22,498 per 20,000 units	2017/09/28	150,000,000	2017/02/03
61617	Haitong International Securities Co. Ltd.	HSI R Bull CBBC Nov 2017 H	0.2510	21,908 per 20,000 units	22,108 per 20,000 units	2017/11/29	150,000,000	2017/02/03
61612	Haitong International Securities Co. Ltd.	HSI R Bull CBBC Dec 2017 M	0.2510	22,108 per 20,000 units	22,308 per 20,000 units	2017/12/28	150,000,000	2017/02/03
61599	Haitong International Securities Co. Ltd.	HSI R Bull CBBC Apr 2018 A	0.2500	22,628 per 10,000 units	22,828 per 10,000 units	2018/04/27	150,000,000	2017/02/03
61602	Haitong International Securities Co. Ltd.	HSI R Bull CBBC Apr 2018 B	0.2520	22,488 per 10,000 units	22,688 per 10,000 units	2018/04/27	150,000,000	2017/02/03
61697	J.P. Morgan Structured Products B.V.	HSI R Bear CBBC May 2017 J	0.2500	23,200 per 10,000 units	23,000 per 10,000 units	2017/05/29	200,000,000	2017/02/03
61702	J.P. Morgan Structured Products B.V.	HSI R Bear CBBC May 2017 K	0.2500	23,800 per 10,000 units	23,600 per 10,000 units	2017/05/29	200,000,000	2017/02/03
61722	J.P. Morgan Structured Products B.V.	HSI R Bear CBBC May 2017 L	0.2500	23,948 per 10,000 units	23,848 per 10,000 units	2017/05/29	200,000,000	2017/02/03
61724	J.P. Morgan Structured Products B.V.	HSI R Bear CBBC May 2017 M	0.2500	24,148 per 10,000 units	24,048 per 10,000 units	2017/05/29	200,000,000	2017/02/03
61734	SGA Societe Generale Acceptance N.V./SG Issuer	HSI R Bull CBBC Apr 2018 R	0.2500	22,758 per 12,000 units	22,958 per 12,000 units	2018/04/27	200,000,000	2017/02/03
61736	SGA Societe Generale Acceptance N.V./SG Issuer	HSI R Bull CBBC Apr 2018 S	0.2500	22,908 per 10,000 units	23,008 per 10,000 units	2018/04/27	200,000,000	2017/02/03
61737	SGA Societe Generale Acceptance N.V./SG Issuer	HSI R Bear CBBC Jul 2017 E	0.2500	23,288 per 12,000 units	23,088 per 12,000 units	2017/07/28	200,000,000	2017/02/03
61742	SGA Societe Generale Acceptance N.V./SG Issuer	HSI R Bear CBBC Jul 2017 F	0.2500	23,338 per 10,000 units	23,138 per 10,000 units	2017/07/28	200,000,000	2017/02/03
61676	UBS AG	HSI R Bull CBBC Sep 2017 Z	0.2500	22,838 per 12,000 units	23,038 per 12,000 units	2017/09/28	250,000,000	2017/02/03
61672	UBS AG	HSI R Bear CBBC May 2017 O	0.2500	23,200 per 12,000 units	23,000 per 12,000 units	2017/05/29	250,000,000	2017/02/03
61927	BNP Paribas Issuance B.V.	Ch Mob R Bull CBBC Dec 2017 B	0.2500	81 per 100 units	83 per 100 units	2017/12/29	50,000,000	2017/02/06
61922	BNP Paribas Issuance B.V.	CSOP A50 ETF R Bull CBBC Dec17A	0.2500	10.7000	11.0000	2017/12/29	80,000,000	2017/02/06
61923	BNP Paribas Issuance B.V.	A50 Ch R Bull CBBC Dec 2017 C	0.2500	10.2000	10.5000	2017/12/29	80,000,000	2017/02/06
61931	BNP Paribas Issuance B.V.	HSCEI R Bull CBBC Nov 2017 C	0.2500	9,000 per 10,000 units	9,200 per 10,000 units	2017/11/29	100,000,000	2017/02/06
61933	BNP Paribas Issuance B.V.	HSCEI R Bull CBBC Nov 2017 D	0.2500	9,400 per 10,000 units	9,600 per 10,000 units	2017/11/29	100,000,000	2017/02/06
61932	BNP Paribas Issuance B.V.	HSCEI R Bull CBBC Dec 2017 C	0.2500	9,200 per 10,000 units	9,400 per 10,000 units	2017/12/28	100,000,000	2017/02/06
61939	BNP Paribas Issuance B.V.	HSCEI R Bull CBBC Dec 2017 D	0.2500	9,600 per 10,000 units	9,800 per 10,000 units	2017/12/28	100,000,000	2017/02/06
62553	BNP Paribas Issuance B.V.	HSI R Bull CBBC Nov 2017 F	0.2500	22,900 per 10,000 units	23,100 per 10,000 units	2017/11/29	250,000,000	2017/02/06
62564	BNP Paribas Issuance B.V.	HSI R Bull CBBC Nov 2017 G	0.2500	23,100 per 10,000 units	23,300 per 10,000 units	2017/11/29	250,000,000	2017/02/06
62557	BNP Paribas Issuance B.V.	HSI R Bull CBBC Dec 2017 X	0.2500	23,000 per 10,000 units	23,200 per 10,000 units	2017/12/28	250,000,000	2017/02/06
61774	BNP Paribas Issuance B.V.	HSI R Bear CBBC May 2017 B	0.2500	23,300 per 10,000 units	23,100 per 10,000 units	2017/05/29	250,000,000	2017/02/06
61776	BNP Paribas Issuance B.V.	HSI R Bear CBBC May 2017 C	0.2500	23,400 per 10,000 units	23,200 per 10,000 units	2017/05/29	250,000,000	2017/02/06
61789	BNP Paribas Issuance B.V.	HSI R Bear CBBC May 2017 D	0.2500	23,500 per 10,000 units	23,300 per 10,000 units	2017/05/29	250,000,000	2017/02/06
61929	BNP Paribas Issuance B.V.	Ping An R Bull CBBC Dec 2017 A	0.2500	37.50 per 100 units	38.50 per 100 units	2017/12/29	50,000,000	2017/02/06
61928	BNP Paribas Issuance B.V.	Tencent R Bull CBBC Dec 2017 C	0.2500	195 per 100 units	198 per 100 units	2017/12/29	50,000,000	2017/02/06
61968	Credit Suisse AG	AIA R Bull CBBC Nov 2017 B	0.2500	46.28 per 100 units	46.88 per 100 units	2017/11/22	50,000,000	2017/02/06
62022	Credit Suisse AG	AIA R Bear CBBC Nov 2017 B	0.2500	54.88 per 100 units	54.28 per 100 units	2017/11/29	50,000,000	2017/02/06
62000	Credit Suisse AG	China Mobile R Bear CBBC Dec 2017 A	0.2500	101 per 100 units	99.80 per 100 units	2017/12/14	50,000,000	2017/02/06
62189	Credit Suisse AG	CUni R Bull CBBC Nov 2017 A	0.2500	8.6000	8.8000	2017/11/16	50,000,000	2017/02/06

Newly listed callable bull/bear contracts (continued)

Code	Issuer	Name of issue	Issue prices (HK\$)	Strike price (HKD)/Strike level per 10 units	Call price (HKD)/Call level per 10 units	Expiry date	No. of issue (units)	Listing date
61971	Credit Suisse AG	CSOP A50 ETF R Bull CBBC Nov 2017 A	0.2500	11.2200	11.3200	2017/11/17	40,000,000	2017/02/06
61991	Credit Suisse AG	Galaxy Ent R Bear CBBC Dec 2017 C	0.2500	42.18 per 100 units	41.38 per 100 units	2017/12/06	50,000,000	2017/02/06
61973	Credit Suisse AG	HSBC R Bull CBBC Dec 2017 E	0.2500	64.58 per 100 units	66.08 per 100 units	2017/12/13	50,000,000	2017/02/06
62191	Credit Suisse AG	HSI R Bull CBBC Dec 2017 E	0.2500	23,050 per 10,000 units	23,250 per 10,000 units	2017/12/28	200,000,000	2017/02/06
62216	Credit Suisse AG	HSI R Bull CBBC Dec 2017 R	0.2500	23,174 per 12,000 units	23,374 per 12,000 units	2017/12/28	200,000,000	2017/02/06
61948	Credit Suisse AG	HSI R Bear CBBC May 2017 O	0.2500	23,300 per 10,000 units	23,100 per 10,000 units	2017/05/29	200,000,000	2017/02/06
61965	Credit Suisse AG	HSI R Bear CBBC May 2017 P	0.2500	23,450 per 10,000 units	23,250 per 10,000 units	2017/05/29	200,000,000	2017/02/06
61966	Credit Suisse AG	HSI R Bear CBBC May 2017 Q	0.2500	23,588 per 12,000 units	23,388 per 12,000 units	2017/05/29	200,000,000	2017/02/06
62008	Credit Suisse AG	HSI R Bear CBBC May 2017 R	0.2500	24,800 per 10,000 units	24,600 per 10,000 units	2017/05/29	200,000,000	2017/02/06
62020	Credit Suisse AG	HSI R Bear CBBC May 2017 S	0.2500	24,950 per 12,000 units	24,750 per 12,000 units	2017/05/29	200,000,000	2017/02/06
61974	Credit Suisse AG	Tencent R Bull CBBC Oct 2017 D	0.2500	197.28 per 100 units	199.28 per 100 units	2017/10/25	50,000,000	2017/02/06
61986	Credit Suisse AG	Tencent R Bull CBBC Nov 2017 A	0.2500	201.58 per 100 units	203.58 per 100 units	2017/11/08	50,000,000	2017/02/06
61881	The Bank of East Asia, Ltd.	ABC R Bull CBBC Jun 2018 A	0.2500	2.8080	2.8880	2018/06/22	40,000,000	2017/02/06
61917	The Bank of East Asia, Ltd.	Lenovo R Bull CBBC Jan 2018 A	0.2500	4.6300	4.7800	2018/01/26	40,000,000	2017/02/06
61890	The Bank of East Asia, Ltd.	PICC P&C R Bull CBBC Jan 2018 A	0.2500	10.8800	11.2800	2018/01/26	40,000,000	2017/02/06
61901	The Bank of East Asia, Ltd.	PICC P&C R Bull CBBC Jun 2018 A	0.2500	9.7800	10.2800	2018/06/22	40,000,000	2017/02/06
61910	The Bank of East Asia, Ltd.	Tencent R Bull CBBC Jan 2018 E	0.3500	197.28 per 100 units	199.28 per 100 units	2018/01/26	30,000,000	2017/02/06
61945	Goldman Sachs Structured Products (Asia) Ltd.	HSI R Bull CBBC Nov 2017 D	0.2500	23,265 per 10,000 units	23,365 per 10,000 units	2017/11/29	200,000,000	2017/02/06
61769	Goldman Sachs Structured Products (Asia) Ltd.	HSI R Bear CBBC May 2017 L	0.2500	23,200 per 10,000 units	23,100 per 10,000 units	2017/05/29	200,000,000	2017/02/06
61770	Goldman Sachs Structured Products (Asia) Ltd.	HSI R Bear CBBC May 2017 M	0.2500	23,400 per 10,000 units	23,300 per 10,000 units	2017/05/29	200,000,000	2017/02/06
61807	Hongkong and Shanghai Banking Corporation Ltd., The	AIA R Bull CBBC Jan 2018 C	0.2500	46.68 per 100 units	47.28 per 100 units	2018/01/15	60,000,000	2017/02/06
61803	Hongkong and Shanghai Banking Corporation Ltd., The	HKEX R Bull CBBC Dec 2017 G	0.2500	181.88 per 100 units	183.88 per 100 units	2017/12/15	50,000,000	2017/02/06
61853	Hongkong and Shanghai Banking Corporation Ltd., The	HSI R Bull CBBC Nov 2017 M	0.2500	23,048 per 15,000 units	23,198 per 15,000 units	2017/11/29	100,000,000	2017/02/06
61833	Hongkong and Shanghai Banking Corporation Ltd., The	HSI R Bull CBBC Dec 2017 E	0.2500	22,848 per 15,000 units	22,998 per 15,000 units	2017/12/28	100,000,000	2017/02/06
61866	Hongkong and Shanghai Banking Corporation Ltd., The	HSI R Bear CBBC Oct 2017 G	0.2500	24,688 per 20,000 units	24,488 per 20,000 units	2017/10/30	150,000,000	2017/02/06
61794	Hongkong and Shanghai Banking Corporation Ltd., The	Tencent R Bull CBBC Dec 2017 D	0.2500	200.88 per 100 units	202.88 per 100 units	2017/12/22	50,000,000	2017/02/06
62295	J.P. Morgan Structured Products B.V.	CSOP A50 ETF R Bull CBBC Feb 2018 B	0.2500	11.0800	11.1800	2018/02/15	80,000,000	2017/02/06
62291	J.P. Morgan Structured Products B.V.	A50 China R Bull CBBC Feb 2018 A	0.2500	10.6800	10.7800	2018/02/15	80,000,000	2017/02/06
62303	J.P. Morgan Structured Products B.V.	HKEX R Bull CBBC Nov 2017 J	0.2500	182.88 per 100 units	184.88 per 100 units	2017/11/17	40,000,000	2017/02/06
62311	J.P. Morgan Structured Products B.V.	HSBC R Bull CBBC Dec 2017 E	0.2500	63.38 per 100 units	64.88 per 100 units	2017/12/15	100,000,000	2017/02/06
62349	J.P. Morgan Structured Products B.V.	HSI R Bull CBBC Oct 2017 O	0.2500	23,274 per 10,000 units	23,374 per 10,000 units	2017/10/30	200,000,000	2017/02/06
62274	J.P. Morgan Structured Products B.V.	HSI R Bull CBBC Nov 2017 I	0.2500	23,000 per 10,000 units	23,200 per 10,000 units	2017/11/29	200,000,000	2017/02/06
62228	J.P. Morgan Structured Products B.V.	HSI R Bear CBBC May 2017 N	0.2500	23,150 per 10,000 units	23,050 per 10,000 units	2017/05/29	200,000,000	2017/02/06
62233	J.P. Morgan Structured Products B.V.	HSI R Bear CBBC May 2017 O	0.2500	23,500 per 10,000 units	23,300 per 10,000 units	2017/05/29	200,000,000	2017/02/06
62248	J.P. Morgan Structured Products B.V.	HSI R Bear CBBC May 2017 P	0.2500	23,900 per 10,000 units	23,700 per 10,000 units	2017/05/29	200,000,000	2017/02/06
62250	J.P. Morgan Structured Products B.V.	HSI R Bear CBBC May 2017 Q	0.2500	24,048 per 10,000 units	23,948 per 10,000 units	2017/05/29	200,000,000	2017/02/06
62259	J.P. Morgan Structured Products B.V.	HSI R Bear CBBC May 2017 R	0.2500	24,700 per 10,000 units	24,500 per 10,000 units	2017/05/29	200,000,000	2017/02/06
62263	J.P. Morgan Structured Products B.V.	HSI R Bear CBBC May 2017 S	0.2500	25,100 per 10,000 units	24,900 per 10,000 units	2017/05/29	200,000,000	2017/02/06
62338	J.P. Morgan Structured Products B.V.	Lenovo R Bull CBBC Jan 2018 B	0.2500	4.9300	5.0800	2018/01/19	100,000,000	2017/02/06
62344	J.P. Morgan Structured Products B.V.	Tencent R Bull CBBC Nov 2017 L	0.2500	202.88 per 100 units	204.88 per 100 units	2017/11/17	40,000,000	2017/02/06
62345	J.P. Morgan Structured Products B.V.	Tencent R Bull CBBC Dec 2017 L	0.2500	198.88 per 100 units	200.88 per 100 units	2017/12/15	60,000,000	2017/02/06
62348	J.P. Morgan Structured Products B.V.	Tencent R Bull CBBC Jan 2018 A	0.2500	194.88 per 100 units	196.88 per 100 units	2018/01/19	40,000,000	2017/02/06
61878	Macquarie Bank Ltd.	HSI R Bull CBBC Apr 2018 A	0.2500	21,700 per 10,000 units	21,900 per 10,000 units	2018/04/27	40,000,000	2017/02/06

Newly listed callable bull/bear contracts (continued)

Code	Issuer	Name of issue	Issue prices (HK\$)	Strike price (HKD)/Strike level per 10 units	Call price (HKD)/Call level per 10 units	Expiry date	No. of issue (units)	Listing date
61880	Macquarie Bank Ltd.	HSI R Bull CBBC Apr 2018 B	0.2500	21,900 per 10,000 units	22,100 per 10,000 units	2018/04/27	40,000,000	2017/02/06
62438	SGA Societe Generale Acceptance N.V./SG Issuer	A50 R Bull CBBC Nov 2017 A	0.2500	10.7800	10.8800	2017/11/29	40,000,000	2017/02/06
62439	SGA Societe Generale Acceptance N.V./SG Issuer	A50 R Bear CBBC Oct 2017 A	0.2500	11.4800	11.3800	2017/10/30	40,000,000	2017/02/06
62385	SGA Societe Generale Acceptance N.V./SG Issuer	Galaxy R Bull CBBC Aug 2018 B	0.2500	35.28 per 100 units	36.08 per 100 units	2018/08/30	100,000,000	2017/02/06
62430	SGA Societe Generale Acceptance N.V./SG Issuer	Galaxy R Bear CBBC Oct 2018 A	0.2500	39.68 per 100 units	38.88 per 100 units	2018/10/30	100,000,000	2017/02/06
62432	SGA Societe Generale Acceptance N.V./SG Issuer	HSBC R Bull CBBC Sep 2018 G	0.2500	63.58 per 100 units	65.08 per 100 units	2018/09/27	100,000,000	2017/02/06
62437	SGA Societe Generale Acceptance N.V./SG Issuer	HSBC R Bear CBBC Nov 2017 A	0.2500	69.38 per 100 units	67.88 per 100 units	2017/11/29	100,000,000	2017/02/06
62501	SGA Societe Generale Acceptance N.V./SG Issuer	HSI R Bull CBBC Apr 2018 T	0.2500	22,958 per 12,000 units	23,158 per 12,000 units	2018/04/27	200,000,000	2017/02/06
62502	SGA Societe Generale Acceptance N.V./SG Issuer	HSI R Bull CBBC Apr 2018 U	0.2500	23,158 per 12,000 units	23,358 per 12,000 units	2018/04/27	200,000,000	2017/02/06
62517	SGA Societe Generale Acceptance N.V./SG Issuer	HSI R Bull CBBC Apr 2018 V	0.2500	23,208 per 10,000 units	23,308 per 10,000 units	2018/04/27	200,000,000	2017/02/06
62532	SGA Societe Generale Acceptance N.V./SG Issuer	HSI R Bear CBBC Jul 2017 G	0.2500	23,488 per 12,000 units	23,388 per 12,000 units	2017/07/28	200,000,000	2017/02/06
62548	SGA Societe Generale Acceptance N.V./SG Issuer	HSI R Bear CBBC Jul 2017 H	0.2500	23,638 per 10,000 units	23,438 per 10,000 units	2017/07/28	200,000,000	2017/02/06
62550	SGA Societe Generale Acceptance N.V./SG Issuer	HSI R Bear CBBC Jul 2017 I	0.2500	25,738 per 12,000 units	25,638 per 12,000 units	2017/07/28	200,000,000	2017/02/06
62446	SGA Societe Generale Acceptance N.V./SG Issuer	SHK Ppt P R Bull CBBC Aug 2018 C	0.2500	103.58 per 100 units	105.08 per 100 units	2018/08/30	100,000,000	2017/02/06
62484	SGA Societe Generale Acceptance N.V./SG Issuer	Tencent R Bull CBBC Sep 2017 F	0.2500	196.58 per 100 units	198.08 per 100 units	2017/09/28	100,000,000	2017/02/06
62489	SGA Societe Generale Acceptance N.V./SG Issuer	Tencent R Bear CBBC Jul 2017 B	0.2500	209.38 per 100 units	207.88 per 100 units	2017/07/28	100,000,000	2017/02/06
62131	UBS AG	HKEX R Bull CBBC Oct 2017 B	0.2500	181 per 100 units	183 per 100 units	2017/10/09	40,000,000	2017/02/06
62134	UBS AG	HKEX R Bear CBBC Jul 2017 A	0.2500	202.88 per 100 units	200.88 per 100 units	2017/07/10	40,000,000	2017/02/06
62164	UBS AG	HSI R Bull CBBC Oct 2017 J	0.2500	23,050 per 12,000 units	23,250 per 12,000 units	2017/10/30	250,000,000	2017/02/06
62140	UBS AG	HSI R Bull CBBC Dec 2017 E	0.2500	23,174 per 12,000 units	23,374 per 12,000 units	2017/12/28	250,000,000	2017/02/06
62180	UBS AG	HSI R Bull CBBC Dec 2017 Q	0.2500	22,900 per 12,000 units	23,100 per 12,000 units	2017/12/28	250,000,000	2017/02/06
62027	UBS AG	HSI R Bear CBBC May 2017 P	0.2500	23,250 per 10,000 units	23,050 per 10,000 units	2017/05/29	200,000,000	2017/02/06
62039	UBS AG	HSI R Bear CBBC May 2017 Q	0.2500	23,400 per 12,000 units	23,200 per 12,000 units	2017/05/29	250,000,000	2017/02/06
62055	UBS AG	HSI R Bear CBBC May 2017 R	0.2500	23,550 per 12,000 units	23,350 per 12,000 units	2017/05/29	250,000,000	2017/02/06
62119	UBS AG	Tencent R Bull CBBC Dec 2017 A	0.2500	198 per 100 units	200 per 100 units	2017/12/11	50,000,000	2017/02/06
62120	UBS AG	Tencent R Bear CBBC Oct 2017 A	0.2500	217.50 per 100 units	215 per 100 units	2017/10/16	50,000,000	2017/02/06
62780	Credit Suisse AG	AAC Tech R Bull CBBC Dec 2017 A	0.2500	76.98 per 100 units	78.98 per 100 units	2017/12/20	50,000,000	2017/02/07
62789	Credit Suisse AG	HKEX R Bull CBBC Dec 2017 B	0.2500	183.08 per 100 units	185.08 per 100 units	2017/12/08	50,000,000	2017/02/07
62849	Credit Suisse AG	HSI R Bull CBBC Nov 2017 S	0.2500	23,100 per 12,000 units	23,300 per 12,000 units	2017/11/29	200,000,000	2017/02/07
62833	Credit Suisse AG	HSI R Bull CBBC Dec 2017 V	0.2500	22,950 per 10,000 units	23,150 per 10,000 units	2017/12/28	200,000,000	2017/02/07
62790	Credit Suisse AG	Lenovo R Bull CBBC Dec 2017 A	0.2500	4.7900	4.9400	2017/12/21	50,000,000	2017/02/07
62824	Credit Suisse AG	Lenovo R Bull CBBC Dec 2017 B	0.2500	4.9700	5.1200	2017/12/14	50,000,000	2017/02/07
62788	Credit Suisse AG	PICC P&C R Bull CBBC Dec 2017 D	0.2500	11.2800	11.7800	2017/12/14	40,000,000	2017/02/07
62673	Goldman Sachs Structured Products (Asia) Ltd.	HSI R Bull CBBC Oct 2017 H	0.2500	23,000 per 10,000 units	23,100 per 10,000 units	2017/10/30	200,000,000	2017/02/07
62677	Goldman Sachs Structured Products (Asia) Ltd.	HSI R Bear CBBC Jul 2017 A	0.2500	24,650 per 10,000 units	24,450 per 10,000 units	2017/07/28	200,000,000	2017/02/07
62678	Goldman Sachs Structured Products (Asia) Ltd.	HSI R Bear CBBC Jul 2017 B	0.2500	24,850 per 10,000 units	24,650 per 10,000 units	2017/07/28	200,000,000	2017/02/07
62624	Hongkong and Shanghai Banking Corporation Ltd., The	CUni R Bull CBBC Dec 2017 B	0.2500	8.6800	8.8800	2017/12/22	40,000,000	2017/02/07
62595	Hongkong and Shanghai Banking Corporation Ltd., The	CUni R Bear CBBC Dec 2017 A	0.2500	11.2800	11.0800	2017/12/15	40,000,000	2017/02/07
62626	Hongkong and Shanghai Banking Corporation Ltd., The	PICC P&C R Bull CBBC Oct 2018 A	0.2500	9.5800	10.0800	2018/10/31	40,000,000	2017/02/07
62629	Hongkong and Shanghai Banking Corporation Ltd., The	China Vanke R Bull CBBC Jan 2018 B	0.2500	18.2800	19.0800	2018/01/15	40,000,000	2017/02/07
62672	J.P. Morgan Structured Products B.V.	AIA R Bull CBBC Dec 2017 A	0.2500	46.68 per 100 units	47.28 per 100 units	2017/12/15	100,000,000	2017/02/07
62646	J.P. Morgan Structured Products B.V.	China Mobile R Bull CBBC Dec 2017 C	0.2500	85.38 per 100 units	86.88 per 100 units	2017/12/15	100,000,000	2017/02/07
62639	J.P. Morgan Structured Products B.V.	CUni R Bull CBBC Dec 2017 A	0.2500	8.6800	8.8800	2017/12/15	60,000,000	2017/02/07

Newly listed callable bull/bear contracts (continued)

Code	Issuer	Name of issue	Issue prices (HK\$)	Strike price (HKD)/Strike level per 10 units	Call price (HKD)/Call level per 10 units	Expiry date	No. of issue (units)	Listing date
62768	J.P. Morgan Structured Products B.V.	HSI R Bull CBBC Oct 2017 Y	0.2500	23,100 per 10,000 units	23,300 per 10,000 units	2017/10/30	200,000,000	2017/02/07
62775	J.P. Morgan Structured Products B.V.	HSI R Bull CBBC Nov 2017 Z	0.2500	22,900 per 10,000 units	23,100 per 10,000 units	2017/11/29	200,000,000	2017/02/07
62753	J.P. Morgan Structured Products B.V.	HSI R Bear CBBC May 2017 T	0.2500	24,448 per 10,000 units	24,348 per 10,000 units	2017/05/29	200,000,000	2017/02/07
62755	J.P. Morgan Structured Products B.V.	HSI R Bear CBBC May 2017 U	0.2500	24,648 per 10,000 units	24,548 per 10,000 units	2017/05/29	200,000,000	2017/02/07
62759	J.P. Morgan Structured Products B.V.	HSI R Bear CBBC May 2017 V	0.2500	25,200 per 10,000 units	25,000 per 10,000 units	2017/05/29	200,000,000	2017/02/07
62777	J.P. Morgan Structured Products B.V.	HSI R Bear CBBC May 2017 W	0.2500	23,600 per 10,000 units	23,400 per 10,000 units	2017/05/29	200,000,000	2017/02/07
62658	J.P. Morgan Structured Products B.V.	PICC P&C R Bull CBBC Jan 2018 B	0.2500	11.4800	11.7800	2018/01/19	40,000,000	2017/02/07
62638	J.P. Morgan Structured Products B.V.	Tencent R Bull CBBC Jan 2018 B	0.2500	200.68 per 100 units	202.88 per 100 units	2018/01/19	40,000,000	2017/02/07
62682	SGA Societe Generale Acceptance N.V./SG Issuer	HSI R Bull CBBC Apr 2018 W	0.2500	22,958 per 12,000 units	23,058 per 12,000 units	2018/04/27	200,000,000	2017/02/07
62708	SGA Societe Generale Acceptance N.V./SG Issuer	HSI R Bull CBBC Apr 2018 X	0.2500	23,158 per 12,000 units	23,258 per 12,000 units	2018/04/27	200,000,000	2017/02/07
62750	UBS AG	HSI R Bull CBBC Sep 2017 A	0.2500	23,000 per 10,000 units	23,200 per 10,000 units	2017/09/28	200,000,000	2017/02/07
62749	UBS AG	HSI R Bull CBBC Nov 2017 L	0.2500	23,150 per 10,000 units	23,350 per 10,000 units	2017/11/29	200,000,000	2017/02/07
62722	UBS AG	Lenovo R Bull CBBC Dec 2017 A	0.2500	4.7400	4.8900	2017/12/04	40,000,000	2017/02/07
62737	UBS AG	Lenovo R Bear CBBC Jun 2017 A	0.2500	5.6800	5.4800	2017/06/12	40,000,000	2017/02/07
62921	Credit Suisse AG	China Mobile R Bull CBBC Dec 2017 A	0.2500	86.78 per 100 units	87.98 per 100 units	2017/12/15	50,000,000	2017/02/08
62909	Credit Suisse AG	HSI R Bull CBBC Oct 2017 N	0.2500	23,150 per 10,000 units	23,350 per 10,000 units	2017/10/30	200,000,000	2017/02/08
62902	Credit Suisse AG	HSI R Bull CBBC Nov 2017 C	0.2500	23,000 per 12,000 units	23,200 per 12,000 units	2017/11/29	200,000,000	2017/02/08
62920	Credit Suisse AG	HSI R Bear CBBC May 2017 T	0.2500	23,396 per 12,000 units	23,196 per 12,000 units	2017/05/29	200,000,000	2017/02/08
62858	Goldman Sachs Structured Products (Asia) Ltd.	HSI R Bull CBBC Oct 2017 I	0.2500	23,050 per 10,000 units	23,250 per 10,000 units	2017/10/30	200,000,000	2017/02/08
62924	Goldman Sachs Structured Products (Asia) Ltd.	HSI R Bear CBBC Jul 2017 C	0.2500	24,950 per 10,000 units	24,850 per 10,000 units	2017/07/28	200,000,000	2017/02/08
62926	Goldman Sachs Structured Products (Asia) Ltd.	HSI R Bear CBBC Jul 2017 D	0.2500	25,250 per 10,000 units	25,150 per 10,000 units	2017/07/28	200,000,000	2017/02/08
62891	Hongkong and Shanghai Banking Corporation Ltd., The	CKP R Bull CBBC Feb 2018 A	0.2500	44.38 per 100 units	45.88 per 100 units	2018/02/12	40,000,000	2017/02/08
62859	Hongkong and Shanghai Banking Corporation Ltd., The	HSI R Bear CBBC Jul 2017 H	0.2500	23,438 per 15,000 units	23,288 per 15,000 units	2017/07/28	100,000,000	2017/02/08
62877	Hongkong and Shanghai Banking Corporation Ltd., The	ICBC R Bull CBBC Feb 2018 A	0.2500	4.4800	4.5800	2018/02/12	50,000,000	2017/02/08
62887	Hongkong and Shanghai Banking Corporation Ltd., The	ICBC R Bear CBBC Jan 2018 A	0.2500	5.4300	5.3300	2018/01/22	40,000,000	2017/02/08
62900	Hongkong and Shanghai Banking Corporation Ltd., The	SMIC R Bull CBBC Feb 2018 A	0.2500	8.2800	8.7800	2018/02/12	40,000,000	2017/02/08
62898	Hongkong and Shanghai Banking Corporation Ltd., The	WH Group R Bull CBBC Feb 2018 A	0.2500	4.8300	5.0800	2018/02/12	40,000,000	2017/02/08
62956	J.P. Morgan Structured Products B.V.	HSI R Bull CBBC Oct 2017 A	0.2500	23,158 per 10,000 units	23,258 per 10,000 units	2017/10/30	200,000,000	2017/02/08
62957	J.P. Morgan Structured Products B.V.	HSI R Bear CBBC May 2017 X	0.2500	23,400 per 10,000 units	23,200 per 10,000 units	2017/05/29	200,000,000	2017/02/08
62961	J.P. Morgan Structured Products B.V.	HSI R Bear CBBC May 2017 Y	0.2500	23,548 per 10,000 units	23,448 per 10,000 units	2017/05/29	200,000,000	2017/02/08
62929	SGA Societe Generale Acceptance N.V./SG Issuer	HSI R Bull CBBC Apr 2018 Y	0.2500	23,108 per 10,000 units	23,208 per 10,000 units	2018/04/27	200,000,000	2017/02/08
62954	SGA Societe Generale Acceptance N.V./SG Issuer	HSI R Bear CBBC Jul 2017 J	0.2500	23,438 per 12,000 units	23,338 per 12,000 units	2017/07/28	200,000,000	2017/02/08
63009	UBS AG	China Mobile R Bull CBBC Dec 2017 B	0.2500	80.68 per 100 units	81.88 per 100 units	2017/12/11	40,000,000	2017/02/08
62994	UBS AG	HSI R Bull CBBC Sep 2017 J	0.2500	22,950 per 12,000 units	23,150 per 12,000 units	2017/09/28	250,000,000	2017/02/08
62981	UBS AG	HSI R Bull CBBC Dec 2017 S	0.2500	23,100 per 12,000 units	23,300 per 12,000 units	2017/12/28	250,000,000	2017/02/08
63035	UBS AG	HSI R Bear CBBC May 2017 S	0.2500	23,450 per 12,000 units	23,250 per 12,000 units	2017/05/29	250,000,000	2017/02/08
63080	UBS AG	HSI R Bear CBBC May 2017 T	0.2500	23,750 per 12,000 units	23,550 per 12,000 units	2017/05/29	250,000,000	2017/02/08
63081	UBS AG	Petrochina R Bull CBBC Oct 2017 B	0.2500	5.7900	5.9900	2017/10/16	40,000,000	2017/02/08
63084	UBS AG	Tencent R Bull CBBC Nov 2017 D	0.2500	195.50 per 100 units	197.50 per 100 units	2017/11/13	50,000,000	2017/02/08
63091	BNP Paribas Issuance B.V.	HSI R Bear CBBC May 2017 E	0.2500	23,600 per 10,000 units	23,400 per 10,000 units	2017/05/29	250,000,000	2017/02/09
63160	Credit Suisse AG	HSI R Bull CBBC Oct 2017 V	0.2500	22,900 per 12,000 units	23,100 per 12,000 units	2017/10/30	200,000,000	2017/02/09
63165	Credit Suisse AG	HSI R Bull CBBC Oct 2017 Z	0.2500	23,088 per 15,000 units	23,288 per 15,000 units	2017/10/30	300,000,000	2017/02/09
63185	Credit Suisse AG	HSI R Bear CBBC May 2017 U	0.2500	23,500 per 12,000 units	23,300 per 12,000 units	2017/05/29	200,000,000	2017/02/09

Newly listed callable bull/bear contracts (continued)

Code	Issuer	Name of issue	Issue prices (HK\$)	Strike price (HKD)/Strike level per 10 units	Call price (HKD)/Call level per 10 units	Expiry date	No. of issue (units)	Listing date
63177	Credit Suisse AG	HSI R Bear CBBC Sep 2017 A	0.2500	23,371 per 15,000 units	23,171 per 15,000 units	2017/09/28	300,000,000	2017/02/09
63170	Credit Suisse AG	SMIC R Bull CBBC Nov 2017 A	0.2500	8.6800	9.1800	2017/11/30	40,000,000	2017/02/09
63172	Credit Suisse AG	SMIC R Bull CBBC Nov 2017 B	0.2500	9.5200	10.0200	2017/11/23	40,000,000	2017/02/09
63139	Goldman Sachs Structured Products (Asia) Ltd.	HSI R Bull CBBC Oct 2017 A	0.2500	23,070 per 10,000 units	23,170 per 10,000 units	2017/10/30	200,000,000	2017/02/09
63142	Goldman Sachs Structured Products (Asia) Ltd.	HSI R Bear CBBC Jul 2017 E	0.2500	23,400 per 10,000 units	23,200 per 10,000 units	2017/07/28	200,000,000	2017/02/09
63113	Hongkong and Shanghai Banking Corporation Ltd., The	BOC HK R Bull CBBC Nov 2017 B	0.2500	28.5800	28.9800	2017/11/17	40,000,000	2017/02/09
63114	Hongkong and Shanghai Banking Corporation Ltd., The	BOCL R Bull CBBC Feb 2018 A	0.2500	3.1000	3.1800	2018/02/12	50,000,000	2017/02/09
63109	Hongkong and Shanghai Banking Corporation Ltd., The	China Mobile R Bull CBBC Nov 2017 B	0.2500	83.88 per 100 units	85.08 per 100 units	2017/11/17	50,000,000	2017/02/09
63096	Hongkong and Shanghai Banking Corporation Ltd., The	China Shenhua R Bull CBBC Feb 2018 A	0.3000	13.7800	14.2800	2018/02/12	40,000,000	2017/02/09
63121	Hongkong and Shanghai Banking Corporation Ltd., The	HSI R Bull CBBC Dec 2017 F	0.2500	22,748 per 15,000 units	22,898 per 15,000 units	2017/12/28	100,000,000	2017/02/09
63128	Hongkong and Shanghai Banking Corporation Ltd., The	HSI R Bear CBBC Jul 2017 I	0.2500	23,538 per 15,000 units	23,388 per 15,000 units	2017/07/28	100,000,000	2017/02/09
63104	Hongkong and Shanghai Banking Corporation Ltd., The	Link REIT R Bull CBBC Feb 2018 A	0.2500	47.28 per 100 units	48.48 per 100 units	2018/02/12	40,000,000	2017/02/09
63200	J.P. Morgan Structured Products B.V.	HSI R Bull CBBC Nov 2017 C	0.2500	23,058 per 10,000 units	23,158 per 10,000 units	2017/11/29	200,000,000	2017/02/09
63202	J.P. Morgan Structured Products B.V.	HSI R Bear CBBC May 2017 Z	0.2500	23,348 per 10,000 units	23,248 per 10,000 units	2017/05/29	200,000,000	2017/02/09
63203	SGA Societe Generale Acceptance N.V./SG Issuer	HSI R Bull CBBC Apr 2018 Z	0.2500	23,008 per 10,000 units	23,108 per 10,000 units	2018/04/27	200,000,000	2017/02/09
63204	SGA Societe Generale Acceptance N.V./SG Issuer	HSI R Bear CBBC Jul 2017 K	0.2500	23,338 per 12,000 units	23,238 per 12,000 units	2017/07/28	200,000,000	2017/02/09
63210	SGA Societe Generale Acceptance N.V./SG Issuer	HSI R Bear CBBC Jul 2017 L	0.2500	23,388 per 10,000 units	23,188 per 10,000 units	2017/07/28	200,000,000	2017/02/09
63150	SGA Societe Generale Acceptance N.V./SG Issuer	Tencent R Bull CBBC Jan 2018 C	0.2500	202.58 per 100 units	204.08 per 100 units	2018/01/30	100,000,000	2017/02/09
63149	SGA Societe Generale Acceptance N.V./SG Issuer	Tencent R Bull CBBC Mar 2018 C	0.2500	199.58 per 100 units	201.08 per 100 units	2018/03/28	100,000,000	2017/02/09
63156	SGA Societe Generale Acceptance N.V./SG Issuer	Tencent R Bear CBBC Nov 2017 A	0.2500	207.38 per 100 units	205.88 per 100 units	2017/11/29	100,000,000	2017/02/09
63187	UBS AG	Galaxy Ent R Bull CBBC Oct 2017 B	0.2500	32.20 per 100 units	33 per 100 units	2017/10/09	40,000,000	2017/02/09
63192	UBS AG	HSBC R Bull CBBC Nov 2017 F	0.2500	63.48 per 100 units	64.98 per 100 units	2017/11/20	40,000,000	2017/02/09
63197	UBS AG	HSI R Bear CBBC May 2017 U	0.2500	23,371 per 12,000 units	23,171 per 12,000 units	2017/05/29	250,000,000	2017/02/09
63198	UBS AG	HSI R Bear CBBC May 2017 V	0.2500	23,500 per 12,000 units	23,300 per 12,000 units	2017/05/29	250,000,000	2017/02/09
63188	UBS AG	Sands China R Bull CBBC Nov 2017 A	0.2500	31.08 per 100 units	31.88 per 100 units	2017/11/13	40,000,000	2017/02/09
63234	BNP Paribas Issuance B.V.	HSI R Bull CBBC Dec 2017 Y	0.2500	22,800 per 10,000 units	23,000 per 10,000 units	2017/12/28	250,000,000	2017/02/10
63212	BNP Paribas Issuance B.V.	HSI R Bear CBBC May 2017 F	0.2500	23,400 per 10,000 units	23,200 per 10,000 units	2017/05/29	250,000,000	2017/02/10
63327	Credit Suisse AG	China Shenhua R Bull CBBC Oct 2017 A	0.2500	14.9800	15.4800	2017/10/12	50,000,000	2017/02/10
63352	Credit Suisse AG	China Shenhua R Bull CBBC Dec 2017 A	0.2750	13.9800	14.4800	2017/12/29	50,000,000	2017/02/10
63354	Credit Suisse AG	Geely Auto R Bull CBBC Oct 2017 B	0.2500	9.3000	9.5000	2017/10/26	50,000,000	2017/02/10
63287	Credit Suisse AG	Geely Auto R Bull CBBC Dec 2017 B	0.2500	8.7200	8.9200	2017/12/14	50,000,000	2017/02/10
63296	Credit Suisse AG	Geely Auto R Bear CBBC Dec 2017 B	0.2500	11.3200	11.0200	2017/12/07	50,000,000	2017/02/10
63280	Credit Suisse AG	HSI R Bull CBBC Oct 2017 E	0.2500	22,850 per 10,000 units	23,050 per 10,000 units	2017/10/30	200,000,000	2017/02/10
63273	Credit Suisse AG	HSI R Bull CBBC Jan 2018 A	0.2500	22,984 per 15,000 units	23,184 per 15,000 units	2018/01/30	300,000,000	2017/02/10
63329	Credit Suisse AG	HSI R Bear CBBC May 2017 V	0.2500	23,550 per 10,000 units	23,350 per 10,000 units	2017/05/29	200,000,000	2017/02/10
63331	Credit Suisse AG	HSI R Bear CBBC May 2017 W	0.2500	23,273 per 12,000 units	23,073 per 12,000 units	2017/05/29	200,000,000	2017/02/10
63286	Credit Suisse AG	Sands China R Bull CBBC Nov 2017 C	0.2500	28.68 per 100 units	29.48 per 100 units	2017/11/23	50,000,000	2017/02/10
63407	Goldman Sachs Structured Products (Asia) Ltd.	HSI R Bull CBBC Oct 2017 J	0.2500	22,800 per 10,000 units	23,000 per 10,000 units	2017/10/30	200,000,000	2017/02/10
63242	Hongkong and Shanghai Banking Corporation Ltd., The	Geely Auto R Bear CBBC Feb 2018 B	0.2500	11.2800	11.0800	2018/02/12	40,000,000	2017/02/10
63249	Hongkong and Shanghai Banking Corporation Ltd., The	HSI R Bear CBBC Jul 2017 J	0.2500	23,238 per 15,000 units	23,088 per 15,000 units	2017/07/28	100,000,000	2017/02/10
63243	Hongkong and Shanghai Banking Corporation Ltd., The	Sands China R Bull CBBC Mar 2018 B	0.2500	30.38 per 100 units	31.18 per 100 units	2018/03/05	80,000,000	2017/02/10
63266	Haitong International Securities Co. Ltd.	China Mobile R Bear CBBC Aug 2017 A	0.2500	93 per 100 units	91.80 per 100 units	2017/08/17	40,000,000	2017/02/10
63254	Haitong International Securities Co. Ltd.	SMIC R Bull CBBC Oct 2017 A	0.2500	9.4800	9.8800	2017/10/17	40,000,000	2017/02/10

Newly listed callable bull/bear contracts (continued)

Code	Issuer	Name of issue	Issue prices (HK\$)	Strike price (HKD)/Strike level per 10 units	Call price (HKD)/Call level per 10 units	Expiry date	No. of issue (units)	Listing date
63255	Haitong International Securities Co. Ltd.	Tencent R Bull CBBC Oct 2017 B	0.2500	193.80 per 100 units	195.80 per 100 units	2017/10/18	40,000,000	2017/02/10
63257	Haitong International Securities Co. Ltd.	Tencent R Bear CBBC Oct 2017 A	0.2500	216 per 100 units	213.80 per 100 units	2017/10/18	40,000,000	2017/02/10
63253	Haitong International Securities Co. Ltd.	WH Group R Bull CBBC Oct 2017 A	0.2500	5.2000	5.4800	2017/10/16	40,000,000	2017/02/10
63451	J.P. Morgan Structured Products B.V.	Geely Auto R Bull CBBC Nov 2017 C	0.2500	9.0800	9.2800	2017/11/17	60,000,000	2017/02/10
63439	J.P. Morgan Structured Products B.V.	HSI R Bull CBBC Oct 2017 D	0.2500	22,958 per 10,000 units	23,058 per 10,000 units	2017/10/30	200,000,000	2017/02/10
63441	J.P. Morgan Structured Products B.V.	HSI R Bear CBBC May 2017 A	0.2500	23,300 per 10,000 units	23,100 per 10,000 units	2017/05/29	200,000,000	2017/02/10
63442	J.P. Morgan Structured Products B.V.	HSI R Bear CBBC May 2017 C	0.2500	23,448 per 10,000 units	23,348 per 10,000 units	2017/05/29	200,000,000	2017/02/10
63397	SGA Societe Generale Acceptance N.V./SG Issuer	HSI R Bull CBBC Apr 2018 F	0.2500	22,908 per 10,000 units	23,008 per 10,000 units	2018/04/27	200,000,000	2017/02/10
63401	SGA Societe Generale Acceptance N.V./SG Issuer	HSI R Bear CBBC Jul 2017 M	0.2500	23,238 per 12,000 units	23,138 per 12,000 units	2017/07/28	200,000,000	2017/02/10
63403	SGA Societe Generale Acceptance N.V./SG Issuer	HSI R Bear CBBC Jul 2017 N	0.2500	23,388 per 10,000 units	23,288 per 10,000 units	2017/07/28	200,000,000	2017/02/10
63355	UBS AG	HSI R Bull CBBC Dec 2017 V	0.2500	22,984 per 14,000 units	23,184 per 14,000 units	2017/12/28	300,000,000	2017/02/10
63366	UBS AG	HSI R Bull CBBC Dec 2017 X	0.2500	22,850 per 12,000 units	23,050 per 12,000 units	2017/12/28	250,000,000	2017/02/10
63367	UBS AG	HSI R Bear CBBC May 2017 W	0.2500	23,800 per 10,000 units	23,600 per 10,000 units	2017/05/29	200,000,000	2017/02/10
63372	UBS AG	HSI R Bear CBBC May 2017 X	0.2500	23,273 per 12,000 units	23,073 per 12,000 units	2017/05/29	250,000,000	2017/02/10
63388	UBS AG	HSI R Bear CBBC May 2017 Y	0.2500	23,600 per 10,000 units	23,400 per 10,000 units	2017/05/29	200,000,000	2017/02/10
63506	BNP Paribas Issuance B.V.	HSI R Bull CBBC Nov 2017 H	0.2500	23,100 per 10,000 units	23,300 per 10,000 units	2017/11/29	250,000,000	2017/02/13
63489	BNP Paribas Issuance B.V.	HSI R Bull CBBC Dec 2017 Z	0.2500	23,000 per 10,000 units	23,200 per 10,000 units	2017/12/28	250,000,000	2017/02/13
63459	BNP Paribas Issuance B.V.	HSI R Bear CBBC May 2017 G	0.2500	23,500 per 10,000 units	23,300 per 10,000 units	2017/05/29	250,000,000	2017/02/13
63533	Credit Suisse AG	China Life R Bull CBBC Nov 2017 C	0.2500	21.4800	21.9800	2017/11/30	50,000,000	2017/02/13
63539	Credit Suisse AG	China Life R Bear CBBC Oct 2017 A	0.4100	26.4800	25.9800	2017/10/26	25,000,000	2017/02/13
63536	Credit Suisse AG	Geely Auto R Bull CBBC Dec 2017 C	0.2500	9.8200	10.0200	2017/12/05	50,000,000	2017/02/13
63513	Credit Suisse AG	Geely Auto R Bear CBBC Nov 2017 A	0.2500	11.8800	11.5800	2017/11/08	50,000,000	2017/02/13
63518	Credit Suisse AG	Geely Auto R Bear CBBC Nov 2017 B	0.2900	12.4800	12.1800	2017/11/17	50,000,000	2017/02/13
63525	Credit Suisse AG	HSI R Bull CBBC Dec 2017 Z	0.2500	22,800 per 12,000 units	23,000 per 12,000 units	2017/12/28	200,000,000	2017/02/13
63519	Credit Suisse AG	HSI R Bull CBBC Jan 2018 B	0.2500	23,050 per 10,000 units	23,250 per 10,000 units	2018/01/30	200,000,000	2017/02/13
63510	Credit Suisse AG	HSI R Bear CBBC May 2017 X	0.2500	23,330 per 10,000 units	23,130 per 10,000 units	2017/05/29	200,000,000	2017/02/13
63511	Credit Suisse AG	HSI R Bear CBBC May 2017 Y	0.2500	23,450 per 10,000 units	23,250 per 10,000 units	2017/05/29	200,000,000	2017/02/13
63531	Credit Suisse AG	Ping An R Bull CBBC Dec 2017 A	0.2500	39.48 per 100 units	40.08 per 100 units	2017/12/19	50,000,000	2017/02/13
63540	Goldman Sachs Structured Products (Asia) Ltd.	HSI R Bull CBBC Oct 2017 K	0.2500	23,248 per 10,000 units	23,348 per 10,000 units	2017/10/30	200,000,000	2017/02/13
63453	Goldman Sachs Structured Products (Asia) Ltd.	HSI R Bear CBBC May 2017 N	0.2500	23,350 per 10,000 units	23,250 per 10,000 units	2017/05/29	200,000,000	2017/02/13
63454	Goldman Sachs Structured Products (Asia) Ltd.	HSI R Bear CBBC May 2017 O	0.2500	23,600 per 10,000 units	23,400 per 10,000 units	2017/05/29	200,000,000	2017/02/13
63541	Goldman Sachs Structured Products (Asia) Ltd.	HSI R Bear CBBC Jul 2017 F	0.2500	24,450 per 10,000 units	24,350 per 10,000 units	2017/07/28	200,000,000	2017/02/13
63542	Goldman Sachs Structured Products (Asia) Ltd.	HSI R Bear CBBC Jul 2017 G	0.2500	24,650 per 10,000 units	24,550 per 10,000 units	2017/07/28	200,000,000	2017/02/13
63546	Goldman Sachs Structured Products (Asia) Ltd.	HSI R Bear CBBC Jul 2017 H	0.2500	24,850 per 10,000 units	24,750 per 10,000 units	2017/07/28	200,000,000	2017/02/13
63496	Hongkong and Shanghai Banking Corporation Ltd., The	China Life R Bull CBBC Nov 2017 A	0.2500	21.1800	21.5800	2017/11/17	40,000,000	2017/02/13
63478	Hongkong and Shanghai Banking Corporation Ltd., The	Geely Auto R Bull CBBC Nov 2017 B	0.2500	9.1800	9.3800	2017/11/17	40,000,000	2017/02/13
63480	Hongkong and Shanghai Banking Corporation Ltd., The	Geely Auto R Bear CBBC Feb 2018 C	0.2500	11.8800	11.6800	2018/02/12	40,000,000	2017/02/13
63486	Hongkong and Shanghai Banking Corporation Ltd., The	HSCFI R Bull CBBC Nov 2017 C	0.2500	9,538 per 10,000 units	9,638 per 10,000 units	2017/11/29	60,000,000	2017/02/13
63481	Hongkong and Shanghai Banking Corporation Ltd., The	HSI R Bull CBBC Nov 2017 N	0.2500	23,048 per 15,000 units	23,198 per 15,000 units	2017/11/29	100,000,000	2017/02/13
63549	J.P. Morgan Structured Products B.V.	China Life R Bull CBBC Jan 2018 D	0.2500	21.3800	21.8800	2018/01/19	40,000,000	2017/02/13
63614	J.P. Morgan Structured Products B.V.	China Life R Bear CBBC Jan 2018 A	0.3700	26.5800	26.0800	2018/01/19	30,000,000	2017/02/13
63560	J.P. Morgan Structured Products B.V.	Geely Auto R Bull CBBC Oct 2017 C	0.2500	9.3800	9.6800	2017/10/20	80,000,000	2017/02/13
63552	J.P. Morgan Structured Products B.V.	HSBC R Bear CBBC Oct 2017 A	0.2500	76.58 per 100 units	75.08 per 100 units	2017/10/20	100,000,000	2017/02/13

Newly listed callable bull/bear contracts (continued)

Code	Issuer	Name of issue	Issue prices (HK\$)	Strike price (HKD)/Strike level per 10 units	Call price (HKD)/Call level per 10 units	Expiry date	No. of issue (units)	Listing date
63590	J.P. Morgan Structured Products B.V.	HSI R Bull CBBC Jan 2018 R	0.2500	23,248 per 10,000 units	23,348 per 10,000 units	2018/01/30	200,000,000	2017/02/13
63594	J.P. Morgan Structured Products B.V.	HSI R Bull CBBC Feb 2018 N	0.2500	22,800 per 10,000 units	23,000 per 10,000 units	2018/02/27	200,000,000	2017/02/13
63593	J.P. Morgan Structured Products B.V.	HSI R Bull CBBC Apr 2018 A	0.2500	23,000 per 10,000 units	23,200 per 10,000 units	2018/04/27	200,000,000	2017/02/13
63548	J.P. Morgan Structured Products B.V.	HSI R Bear CBBC May 2017 H	0.2500	23,248 per 10,000 units	23,148 per 10,000 units	2017/05/29	200,000,000	2017/02/13
63580	J.P. Morgan Structured Products B.V.	HSI R Bear CBBC Jul 2017 A	0.2500	24,548 per 10,000 units	24,448 per 10,000 units	2017/07/28	200,000,000	2017/02/13
63582	J.P. Morgan Structured Products B.V.	HSI R Bear CBBC Jul 2017 B	0.2500	24,748 per 10,000 units	24,648 per 10,000 units	2017/07/28	200,000,000	2017/02/13
63587	J.P. Morgan Structured Products B.V.	HSI R Bear CBBC Jul 2017 C	0.2500	25,248 per 10,000 units	25,148 per 10,000 units	2017/07/28	200,000,000	2017/02/13
63550	J.P. Morgan Structured Products B.V.	Ping An R Bull CBBC Jan 2018 A	0.2500	39.28 per 100 units	39.88 per 100 units	2018/01/19	150,000,000	2017/02/13
63551	J.P. Morgan Structured Products B.V.	Ping An R Bear CBBC Jan 2018 A	0.2500	44.68 per 100 units	44.08 per 100 units	2018/01/19	150,000,000	2017/02/13
63563	J.P. Morgan Structured Products B.V.	Tencent R Bull CBBC Nov 2017 M	0.2500	202.88 per 100 units	204.88 per 100 units	2017/11/17	40,000,000	2017/02/13
63467	SGA Societe Generale Acceptance N.V./SG Issuer	China Life R Bull CBBC Jan 2018 A	0.2500	21.5800	22.0800	2018/01/30	40,000,000	2017/02/13
63461	SGA Societe Generale Acceptance N.V./SG Issuer	China Life R Bull CBBC Feb 2018 A	0.2500	20.5800	21.0800	2018/02/27	40,000,000	2017/02/13
63473	SGA Societe Generale Acceptance N.V./SG Issuer	Geely Auto R Bull CBBC Nov 2017 C	0.2500	9.2800	9.4800	2017/11/29	40,000,000	2017/02/13
63469	SGA Societe Generale Acceptance N.V./SG Issuer	Geely Auto R Bull CBBC Jan 2018 A	0.2500	8.8800	9.0800	2018/01/30	40,000,000	2017/02/13
63603	SGA Societe Generale Acceptance N.V./SG Issuer	HSI R Bull CBBC May 2018 A	0.2500	23,058 per 10,000 units	23,258 per 10,000 units	2018/05/30	200,000,000	2017/02/13
63605	SGA Societe Generale Acceptance N.V./SG Issuer	HSI R Bull CBBC May 2018 B	0.2500	23,208 per 10,000 units	23,308 per 10,000 units	2018/05/30	200,000,000	2017/02/13
63606	SGA Societe Generale Acceptance N.V./SG Issuer	HSI R Bear CBBC Aug 2017 A	0.2500	23,538 per 12,000 units	23,438 per 12,000 units	2017/08/30	200,000,000	2017/02/13
63611	SGA Societe Generale Acceptance N.V./SG Issuer	HSI R Bear CBBC Aug 2017 B	0.2500	23,588 per 10,000 units	23,388 per 10,000 units	2017/08/30	200,000,000	2017/02/13
63474	SGA Societe Generale Acceptance N.V./SG Issuer	Ping An R Bull CBBC May 2018 A	0.2500	39.48 per 100 units	40.08 per 100 units	2018/05/30	100,000,000	2017/02/13
63504	UBS AG	HSI R Bull CBBC Nov 2017 M	0.2500	22,800 per 10,000 units	23,000 per 10,000 units	2017/11/29	200,000,000	2017/02/13
63501	UBS AG	HSI R Bull CBBC Dec 2017 M	0.2500	23,148 per 12,000 units	23,348 per 12,000 units	2017/12/28	250,000,000	2017/02/13
63498	UBS AG	HSI R Bear CBBC May 2017 A	0.2500	24,300 per 10,000 units	24,100 per 10,000 units	2017/05/29	200,000,000	2017/02/13
63497	UBS AG	HSI R Bear CBBC May 2017 Z	0.2500	23,330 per 10,000 units	23,130 per 10,000 units	2017/05/29	200,000,000	2017/02/13
63505	UBS AG	Ping An R Bull CBBC Oct 2017 C	0.2500	39.28 per 100 units	39.88 per 100 units	2017/10/23	50,000,000	2017/02/13
63692	Credit Suisse AG	China Life R Bear CBBC Dec 2017 A	0.2500	28.88 per 100 units	27.88 per 100 units	2017/12/21	50,000,000	2017/02/14
63691	Credit Suisse AG	Galaxy Ent R Bull CBBC Dec 2017 B	0.2500	28.58 per 100 units	29.38 per 100 units	2017/12/07	50,000,000	2017/02/14
63678	Credit Suisse AG	HSI R Bull CBBC Jan 2018 C	0.2500	23,100 per 12,000 units	23,300 per 12,000 units	2018/01/30	200,000,000	2017/02/14
63686	Credit Suisse AG	HSI R Bear CBBC Jul 2017 A	0.2500	23,511 per 15,000 units	23,311 per 15,000 units	2017/07/28	300,000,000	2017/02/14
63690	Credit Suisse AG	Sands China R Bear CBBC Dec 2017 C	0.2500	34.28 per 100 units	33.48 per 100 units	2017/12/21	50,000,000	2017/02/14
63657	The Bank of East Asia, Ltd.	CUni R Bull CBBC Feb 2018 A	0.2500	8.4800	8.6800	2018/02/07	40,000,000	2017/02/14
63646	The Bank of East Asia, Ltd.	China Life R Bull CBBC Feb 2018 A	0.3500	21.3800	21.8800	2018/02/07	30,000,000	2017/02/14
63639	The Bank of East Asia, Ltd.	Galaxy Ent R Bull CBBC Feb 2018 A	0.5000	32.4800	33.2800	2018/02/07	20,000,000	2017/02/14
63649	The Bank of East Asia, Ltd.	Ping An R Bull CBBC Feb 2018 A	0.6500	39.2800	39.8800	2018/02/07	16,000,000	2017/02/14
63652	The Bank of East Asia, Ltd.	Ping An R Bull CBBC Feb 2018 B	0.6500	38.2800	38.8800	2018/02/07	16,000,000	2017/02/14
63724	Goldman Sachs Structured Products (Asia) Ltd.	HSI R Bear CBBC May 2017 P	0.2500	23,550 per 10,000 units	23,350 per 10,000 units	2017/05/29	200,000,000	2017/02/14
63661	Hongkong and Shanghai Banking Corporation Ltd., The	China Life R Bear CBBC Mar 2018 A	0.2500	28.68 per 100 units	28.28 per 100 units	2018/03/05	80,000,000	2017/02/14
63619	Hongkong and Shanghai Banking Corporation Ltd., The	HSI R Bull CBBC Dec 2017 G	0.2500	22,948 per 15,000 units	23,098 per 15,000 units	2017/12/28	100,000,000	2017/02/14
63615	Hongkong and Shanghai Banking Corporation Ltd., The	Ping An R Bull CBBC Nov 2017 D	0.2500	39.2800	39.8800	2017/11/17	60,000,000	2017/02/14
63616	Hongkong and Shanghai Banking Corporation Ltd., The	Tencent R Bull CBBC Nov 2017 E	0.2500	202.88 per 100 units	204.88 per 100 units	2017/11/17	50,000,000	2017/02/14
63720	J.P. Morgan Structured Products B.V.	CUni R Bull CBBC Jan 2018 A	0.2500	8.9800	9.1800	2018/01/19	60,000,000	2017/02/14
63725	J.P. Morgan Structured Products B.V.	China Life R Bull CBBC Oct 2017 C	0.2500	22.3800	22.8800	2017/10/20	40,000,000	2017/02/14
63722	J.P. Morgan Structured Products B.V.	Galaxy Ent R Bull CBBC Dec 2017 F	0.2500	33.08 per 100 units	33.88 per 100 units	2017/12/15	150,000,000	2017/02/14
63704	J.P. Morgan Structured Products B.V.	HSI R Bull CBBC Oct 2017 I	0.2500	23,100 per 10,000 units	23,300 per 10,000 units	2017/10/30	200,000,000	2017/02/14

Newly listed callable bull/bear contracts (continued)

Code	Issuer	Name of issue	Issue prices (HK\$)	Strike price (HKD)/Strike level per 10 units	Call price (HKD)/Call level per 10 units	Expiry date	No. of issue (units)	Listing date
63711	J.P. Morgan Structured Products B.V.	HSI R Bear CBBC May 2017 I	0.2500	23,600 per 10,000 units	23,400 per 10,000 units	2017/05/29	200,000,000	2017/02/14
63712	J.P. Morgan Structured Products B.V.	HSI R Bear CBBC Jul 2017 D	0.2500	24,848 per 10,000 units	24,748 per 10,000 units	2017/07/28	200,000,000	2017/02/14
63718	J.P. Morgan Structured Products B.V.	Ping An R Bull CBBC Oct 2017 D	0.2500	40.28 per 100 units	40.88 per 100 units	2017/10/20	100,000,000	2017/02/14
63658	SGA Societe Generale Acceptance N.V./SG Issuer	China Life R Bull CBBC Feb 2018 B	0.2500	22.5800	23.0800	2018/02/27	40,000,000	2017/02/14
63700	SGA Societe Generale Acceptance N.V./SG Issuer	HSI R Bull CBBC May 2018 C	0.2500	23,008 per 12,000 units	23,208 per 12,000 units	2018/05/30	200,000,000	2017/02/14
63701	SGA Societe Generale Acceptance N.V./SG Issuer	HSI R Bear CBBC Aug 2017 C	0.2500	23,538 per 10,000 units	23,338 per 10,000 units	2017/08/30	200,000,000	2017/02/14
63638	UBS AG	HSBC R Bull CBBC Dec 2017 B	0.2500	61.48 per 100 units	62.98 per 100 units	2017/12/04	50,000,000	2017/02/14
63694	UBS AG	HSI R Bull CBBC Nov 2017 R	0.2500	23,050 per 12,000 units	23,250 per 12,000 units	2017/11/29	250,000,000	2017/02/14
63695	UBS AG	HSI R Bear CBBC May 2017 B	0.2500	23,550 per 12,000 units	23,350 per 12,000 units	2017/05/29	250,000,000	2017/02/14
63698	UBS AG	HSI R Bear CBBC May 2017 C	0.2500	24,600 per 12,000 units	24,400 per 12,000 units	2017/05/29	250,000,000	2017/02/14
63620	UBS AG	Tencent R Bull CBBC Nov 2017 E	0.2500	200.90 per 100 units	202.90 per 100 units	2017/11/27	50,000,000	2017/02/14
63796	BNP Paribas Issuance B.V.	HSI R Bull CBBC Dec 2017 A	0.2500	23,200 per 10,000 units	23,400 per 10,000 units	2017/12/28	250,000,000	2017/02/15
63758	BNP Paribas Issuance B.V.	HSI R Bear CBBC May 2017 H	0.2500	23,700 per 10,000 units	23,500 per 10,000 units	2017/05/29	250,000,000	2017/02/15
63795	Credit Suisse AG	HKEX R Bull CBBC Dec 2017 C	0.2500	189.08 per 100 units	191.08 per 100 units	2017/12/07	50,000,000	2017/02/15
63771	Credit Suisse AG	HSI R Bull CBBC Jan 2018 D	0.2500	23,150 per 10,000 units	23,350 per 10,000 units	2018/01/30	200,000,000	2017/02/15
63772	Credit Suisse AG	HSI R Bull CBBC Jan 2018 E	0.2500	23,285 per 12,000 units	23,485 per 12,000 units	2018/01/30	200,000,000	2017/02/15
63765	Credit Suisse AG	HSI R Bear CBBC May 2017 B	0.2500	23,700 per 10,000 units	23,500 per 10,000 units	2017/05/29	200,000,000	2017/02/15
63760	Credit Suisse AG	HSI R Bear CBBC May 2017 Z	0.2500	23,588 per 12,000 units	23,388 per 12,000 units	2017/05/29	200,000,000	2017/02/15
63768	Credit Suisse AG	SMIC R Bull CBBC Dec 2017 A	0.2500	10.5200	11.0200	2017/12/28	50,000,000	2017/02/15
63731	Goldman Sachs Structured Products (Asia) Ltd.	HSI R Bull CBBC Nov 2017 T	0.2500	23,050 per 10,000 units	23,250 per 10,000 units	2017/11/29	200,000,000	2017/02/15
63797	Goldman Sachs Structured Products (Asia) Ltd.	HSI R Bull CBBC Nov 2017 W	0.2500	23,385 per 10,000 units	23,485 per 10,000 units	2017/11/29	200,000,000	2017/02/15
63801	Goldman Sachs Structured Products (Asia) Ltd.	HSI R Bear CBBC May 2017 Q	0.2500	23,600 per 10,000 units	23,500 per 10,000 units	2017/05/29	200,000,000	2017/02/15
63735	Hongkong and Shanghai Banking Corporation Ltd., The	China Life R Bull CBBC Feb 2018 A	0.2500	22.6800	23.0800	2018/02/12	40,000,000	2017/02/15
63733	Hongkong and Shanghai Banking Corporation Ltd., The	China Shenhua R Bull CBBC Feb 2018 B	0.2500	14.7800	15.2800	2018/02/12	40,000,000	2017/02/15
63737	Hongkong and Shanghai Banking Corporation Ltd., The	Geely Auto R Bull CBBC Nov 2017 C	0.2500	9.6800	9.8800	2017/11/17	40,000,000	2017/02/15
63742	Hongkong and Shanghai Banking Corporation Ltd., The	Galaxy Ent R Bull CBBC Jan 2018 B	0.2500	30.58 per 100 units	31.38 per 100 units	2018/01/15	80,000,000	2017/02/15
63747	Hongkong and Shanghai Banking Corporation Ltd., The	Galaxy Ent R Bear CBBC Jan 2018 C	0.2500	36.88 per 100 units	36.08 per 100 units	2018/01/15	40,000,000	2017/02/15
63751	Hongkong and Shanghai Banking Corporation Ltd., The	Sands China R Bear CBBC Jan 2018 B	0.2500	33.88 per 100 units	33.08 per 100 units	2018/01/15	40,000,000	2017/02/15
63755	Hongkong and Shanghai Banking Corporation Ltd., The	SMIC R Bull CBBC Feb 2018 B	0.2500	9.7800	10.2800	2018/02/12	40,000,000	2017/02/15
63849	J.P. Morgan Structured Products B.V.	BOCL R Bull CBBC Dec 2017 A	0.2500	3.3000	3.3800	2017/12/15	200,000,000	2017/02/15
63846	J.P. Morgan Structured Products B.V.	CC Bank R Bull CBBC Mar 2018 A	0.2500	4.8800	4.9800	2018/03/16	100,000,000	2017/02/15
63830	J.P. Morgan Structured Products B.V.	China Life R Bull CBBC Dec 2017 D	0.2500	22.7800	23.2800	2017/12/15	40,000,000	2017/02/15
63833	J.P. Morgan Structured Products B.V.	China Life R Bull CBBC Feb 2018 E	0.3000	20.7800	21.2800	2018/02/15	40,000,000	2017/02/15
63845	J.P. Morgan Structured Products B.V.	HKEX R Bull CBBC Dec 2017 J	0.2500	190.88 per 100 units	192.88 per 100 units	2017/12/15	40,000,000	2017/02/15
63837	J.P. Morgan Structured Products B.V.	HKEX R Bull CBBC Jan 2018 A	0.2500	186.88 per 100 units	188.88 per 100 units	2018/01/19	40,000,000	2017/02/15
63823	J.P. Morgan Structured Products B.V.	HSI R Bull CBBC Jan 2018 W	0.2500	23,158 per 10,000 units	23,258 per 10,000 units	2018/01/30	200,000,000	2017/02/15
63827	J.P. Morgan Structured Products B.V.	HSI R Bear CBBC May 2017 J	0.2500	23,548 per 10,000 units	23,448 per 10,000 units	2017/05/29	200,000,000	2017/02/15
63851	J.P. Morgan Structured Products B.V.	HSI R Bear CBBC May 2017 N	0.2800	26,200 per 10,000 units	26,000 per 10,000 units	2017/05/29	200,000,000	2017/02/15
63853	J.P. Morgan Structured Products B.V.	HSI R Bear CBBC May 2017 O	0.2500	25,700 per 10,000 units	25,500 per 10,000 units	2017/05/29	200,000,000	2017/02/15
63850	J.P. Morgan Structured Products B.V.	HSI R Bear CBBC Jul 2017 E	0.2500	25,048 per 10,000 units	24,948 per 10,000 units	2017/07/28	200,000,000	2017/02/15
63855	J.P. Morgan Structured Products B.V.	SMIC R Bull CBBC Dec 2017 A	0.2500	10.1800	10.6800	2017/12/15	40,000,000	2017/02/15
63756	SGA Societe Generale Acceptance N.V./SG Issuer	COVS R Bull CBBC Dec 2017 C	0.2500	22.4800	23.0800	2017/12/28	40,000,000	2017/02/15
63757	SGA Societe Generale Acceptance N.V./SG Issuer	HKEX R Bull CBBC Jan 2018 B	0.2500	184.08 per 100 units	186.08 per 100 units	2018/01/30	100,000,000	2017/02/15

Newly listed callable bull/bear contracts (continued)

Code	Issuer	Name of issue	Issue prices (HK\$)	Strike price (HKD)/Strike level per 10 units	Call price (HKD)/Call level per 10 units	Expiry date	No. of issue (units)	Listing date
63822	SGA Societe Generale Acceptance N.V./SG Issuer	HKEX R Bull CBBC Feb 2018 B	0.2500	190.08 per 100 units	192.08 per 100 units	2018/02/27	100,000,000	2017/02/15
63811	SGA Societe Generale Acceptance N.V./SG Issuer	HKEX R Bull CBBC Mar 2018 A	0.2500	187.08 per 100 units	189.08 per 100 units	2018/03/28	100,000,000	2017/02/15
63802	SGA Societe Generale Acceptance N.V./SG Issuer	HSI R Bull CBBC May 2018 D	0.2500	23,058 per 12,000 units	23,158 per 12,000 units	2018/05/30	200,000,000	2017/02/15
63803	SGA Societe Generale Acceptance N.V./SG Issuer	HSI R Bull CBBC May 2018 E	0.2500	23,308 per 10,000 units	23,408 per 10,000 units	2018/05/30	200,000,000	2017/02/15
63805	SGA Societe Generale Acceptance N.V./SG Issuer	HSI R Bull CBBC May 2018 F	0.2500	23,358 per 12,000 units	23,458 per 12,000 units	2018/05/30	200,000,000	2017/02/15
63808	SGA Societe Generale Acceptance N.V./SG Issuer	HSI R Bear CBBC Jul 2017 O	0.2500	23,588 per 10,000 units	23,488 per 10,000 units	2017/07/28	200,000,000	2017/02/15
63809	SGA Societe Generale Acceptance N.V./SG Issuer	HSI R Bear CBBC Jul 2017 P	0.2500	23,738 per 10,000 units	23,538 per 10,000 units	2017/07/28	200,000,000	2017/02/15
63790	UBS AG	HKEX R Bull CBBC Sep 2017 E	0.2500	188.88 per 100 units	190.88 per 100 units	2017/09/18	40,000,000	2017/02/15
63793	UBS AG	HKEX R Bear CBBC May 2017 A	0.2500	214.88 per 100 units	212.88 per 100 units	2017/05/29	40,000,000	2017/02/15
63789	UBS AG	HSI R Bull CBBC Oct 2017 N	0.2500	23,100 per 10,000 units	23,300 per 10,000 units	2017/10/30	200,000,000	2017/02/15
63786	UBS AG	HSI R Bull CBBC Nov 2017 Y	0.2500	23,285 per 12,000 units	23,485 per 12,000 units	2017/11/29	250,000,000	2017/02/15
63780	UBS AG	HSI R Bear CBBC May 2017 D	0.2500	24,350 per 12,000 units	24,150 per 12,000 units	2017/05/29	250,000,000	2017/02/15
63777	UBS AG	HSI R Bear CBBC May 2017 E	0.2500	23,511 per 10,000 units	23,311 per 10,000 units	2017/05/29	200,000,000	2017/02/15
63778	UBS AG	HSI R Bear CBBC May 2017 F	0.2500	23,700 per 10,000 units	23,500 per 10,000 units	2017/05/29	200,000,000	2017/02/15
63784	UBS AG	HSI R Bear CBBC May 2017 J	0.2500	25,200 per 12,000 units	25,000 per 12,000 units	2017/05/29	250,000,000	2017/02/15
63895	BNP Paribas Issuance B.V.	HSCEI R Bull CBBC Dec 2017 E	0.2500	9.600 per 10,000 units	9.800 per 10,000 units	2017/12/28	100,000,000	2017/02/16
63896	BNP Paribas Issuance B.V.	HSI R Bull CBBC Nov 2017 I	0.2500	23,300 per 10,000 units	23,500 per 10,000 units	2017/11/29	250,000,000	2017/02/16
63857	BNP Paribas Issuance B.V.	HSI R Bear CBBC May 2017 I	0.2500	23,800 per 10,000 units	23,600 per 10,000 units	2017/05/29	250,000,000	2017/02/16
63942	Credit Suisse AG	CUni R Bull CBBC Nov 2017 B	0.2500	9.0000	9.2000	2017/11/29	50,000,000	2017/02/16
63945	Credit Suisse AG	HSCEI R Bull CBBC Dec 2017 C	0.2500	9.798 per 10,000 units	9.898 per 10,000 units	2017/12/28	100,000,000	2017/02/16
63936	Credit Suisse AG	HSI R Bull CBBC Jan 2018 F	0.2500	23,250 per 10,000 units	23,450 per 10,000 units	2018/01/30	200,000,000	2017/02/16
63944	Credit Suisse AG	HSI R Bull CBBC Jan 2018 G	0.2500	23,375 per 12,000 units	23,575 per 12,000 units	2018/01/30	200,000,000	2017/02/16
63934	Credit Suisse AG	HSI R Bear CBBC May 2017 C	0.2500	23,750 per 12,000 units	23,550 per 12,000 units	2017/05/29	200,000,000	2017/02/16
63915	The Bank of East Asia, Ltd.	CUni R Bull CBBC Feb 2018 B	0.2500	8.9800	9.1800	2018/02/09	40,000,000	2017/02/16
63914	The Bank of East Asia, Ltd.	HKEX R Bull CBBC Feb 2018 A	0.2500	186.88 per 100 units	188.88 per 100 units	2018/02/09	40,000,000	2017/02/16
63912	Goldman Sachs Structured Products (Asia) Ltd.	HSI R Bull CBBC Nov 2017 I	0.2500	23,475 per 10,000 units	23,575 per 10,000 units	2017/11/29	200,000,000	2017/02/16
63908	Goldman Sachs Structured Products (Asia) Ltd.	HSI R Bear CBBC May 2017 R	0.2500	23,700 per 10,000 units	23,600 per 10,000 units	2017/05/29	200,000,000	2017/02/16
63904	Hongkong and Shanghai Banking Corporation Ltd., The	COVS R Bull CBBC Nov 2017 C	0.2500	22.2800	22.8800	2017/11/17	40,000,000	2017/02/16
63903	Hongkong and Shanghai Banking Corporation Ltd., The	CNOOC R Bear CBBC Nov 2017 B	0.2500	11.3800	11.1800	2017/11/17	40,000,000	2017/02/16
63881	Hongkong and Shanghai Banking Corporation Ltd., The	Geely Auto R Bear CBBC Mar 2018 A	0.2500	12.4800	12.2800	2018/03/05	40,000,000	2017/02/16
63890	Hongkong and Shanghai Banking Corporation Ltd., The	HKEX R Bull CBBC Nov 2017 F	0.2500	193.88 per 100 units	195.88 per 100 units	2017/11/17	50,000,000	2017/02/16
63885	Hongkong and Shanghai Banking Corporation Ltd., The	HKEX R Bull CBBC Jan 2018 D	0.2500	190.88 per 100 units	192.88 per 100 units	2018/01/08	50,000,000	2017/02/16
63891	Hongkong and Shanghai Banking Corporation Ltd., The	HKEX R Bull CBBC Feb 2018 B	0.2500	187.88 per 100 units	189.88 per 100 units	2018/02/12	50,000,000	2017/02/16
63887	Hongkong and Shanghai Banking Corporation Ltd., The	HKEX R Bull CBBC Mar 2018 A	0.2500	184.88 per 100 units	186.88 per 100 units	2018/03/05	50,000,000	2017/02/16
63869	Hongkong and Shanghai Banking Corporation Ltd., The	HSCEI R Bull CBBC Dec 2017 C	0.2500	9.738 per 10,000 units	9.838 per 10,000 units	2017/12/28	60,000,000	2017/02/16
63867	Hongkong and Shanghai Banking Corporation Ltd., The	HSI R Bull CBBC Oct 2017 N	0.2500	23,348 per 15,000 units	23,498 per 15,000 units	2017/10/30	100,000,000	2017/02/16
63866	Hongkong and Shanghai Banking Corporation Ltd., The	HSI R Bull CBBC Nov 2017 O	0.2500	23,248 per 15,000 units	23,398 per 15,000 units	2017/11/29	100,000,000	2017/02/16
63858	Hongkong and Shanghai Banking Corporation Ltd., The	HSI R Bull CBBC Dec 2017 H	0.2500	23,148 per 15,000 units	23,298 per 15,000 units	2017/12/28	100,000,000	2017/02/16
63877	Hongkong and Shanghai Banking Corporation Ltd., The	Tencent R Bull CBBC Jan 2018 E	0.2500	200.38 per 100 units	202.38 per 100 units	2018/01/22	50,000,000	2017/02/16
63897	Hongkong and Shanghai Banking Corporation Ltd., The	WH Group R Bull CBBC Feb 2018 B	0.2500	5.2300	5.4800	2018/02/12	40,000,000	2017/02/16
63951	J.P. Morgan Structured Products B.V.	BOCL R Bull CBBC Nov 2017 A	0.2500	3.5000	3.5800	2017/11/17	100,000,000	2017/02/16
63958	J.P. Morgan Structured Products B.V.	COVS R Bull CBBC Dec 2017 A	0.2500	23.2800	23.8800	2017/12/15	40,000,000	2017/02/16
63947	J.P. Morgan Structured Products B.V.	China Life R Bull CBBC Nov 2017 D	0.2500	21.7800	22.2800	2017/11/17	40,000,000	2017/02/16

Newly listed callable bull/bear contracts (continued)

Code	Issuer	Name of issue	Issue prices (HK\$)	Strike price (HKD)/Strike level per 10 units	Call price (HKD)/Call level per 10 units	Expiry date	No. of issue (units)	Listing date
63960	J.P. Morgan Structured Products B.V.	CNOOC R Bull CBBC Dec 2017 A	0.2500	8.8800	9.0800	2017/12/15	100,000,000	2017/02/16
63962	J.P. Morgan Structured Products B.V.	HKEX R Bull CBBC Oct 2017 I	0.2500	188.88 per 100 units	190.88 per 100 units	2017/10/20	40,000,000	2017/02/16
63946	J.P. Morgan Structured Products B.V.	HKEX R Bull CBBC Nov 2017 K	0.2500	194.88 per 100 units	196.88 per 100 units	2017/11/17	40,000,000	2017/02/16
63907	J.P. Morgan Structured Products B.V.	HSI R Bear CBBC May 2017 W	0.2500	23,700 per 10,000 units	23,500 per 10,000 units	2017/05/29	200,000,000	2017/02/16
63956	J.P. Morgan Structured Products B.V.	ICBC R Bull CBBC Dec 2017 A	0.2500	4.5800	4.6800	2017/12/15	100,000,000	2017/02/16
63950	J.P. Morgan Structured Products B.V.	Tencent R Bull CBBC Jul 2017 I	0.2500	200.88 per 100 units	202.88 per 100 units	2017/07/21	40,000,000	2017/02/16
63963	SGA Societe Generale Acceptance N.V./SG Issuer	HSI R Bull CBBC May 2018 G	0.2500	23,258 per 12,000 units	23,358 per 12,000 units	2018/05/30	200,000,000	2017/02/16
63966	SGA Societe Generale Acceptance N.V./SG Issuer	HSI R Bull CBBC May 2018 H	0.2500	23,308 per 10,000 units	23,508 per 10,000 units	2018/05/30	200,000,000	2017/02/16
63918	UBS AG	China Life R Bull CBBC Oct 2017 A	0.2500	21.7800	22.2800	2017/10/30	40,000,000	2017/02/16
63923	UBS AG	CSOP A50 ETF R Bull CBBC Jan 2018 A	0.2500	10.8800	10.9800	2018/01/15	40,000,000	2017/02/16
63921	UBS AG	A50 China R Bull CBBC Jan 2018 A	0.2500	10.4000	10.5000	2018/01/08	40,000,000	2017/02/16
63925	UBS AG	HSCEI R Bull CBBC Dec 2017 B	0.2500	9,638 per 10,000 units	9,738 per 10,000 units	2017/12/28	100,000,000	2017/02/16
63926	UBS AG	HSCEI R Bear CBBC May 2017 A	0.2500	10,588 per 10,000 units	10,488 per 10,000 units	2017/05/29	100,000,000	2017/02/16
63927	UBS AG	HSI R Bull CBBC Sep 2017 M	0.2500	23,375 per 12,000 units	23,575 per 12,000 units	2017/09/28	250,000,000	2017/02/16
63928	UBS AG	HSI R Bull CBBC Sep 2017 X	0.2500	23,250 per 10,000 units	23,450 per 10,000 units	2017/09/28	200,000,000	2017/02/16
63931	UBS AG	HSI R Bull CBBC Jan 2018 D	0.2500	23,000 per 10,000 units	23,200 per 10,000 units	2018/01/30	200,000,000	2017/02/16
63917	UBS AG	HSI R Bear CBBC May 2017 M	0.2500	23,686 per 12,000 units	23,486 per 12,000 units	2017/05/29	250,000,000	2017/02/16
64018	BNP Paribas Issuance B.V.	HSI R Bull CBBC Dec 2017 B	0.2500	23,400 per 10,000 units	23,600 per 10,000 units	2017/12/28	250,000,000	2017/02/17
64019	BNP Paribas Issuance B.V.	HSI R Bear CBBC May 2017 J	0.2500	23,900 per 10,000 units	23,700 per 10,000 units	2017/05/29	250,000,000	2017/02/17
64020	BNP Paribas Issuance B.V.	HSI R Bear CBBC May 2017 K	0.2500	25,000 per 10,000 units	24,800 per 10,000 units	2017/05/29	250,000,000	2017/02/17
64025	BNP Paribas Issuance B.V.	HSI R Bear CBBC May 2017 L	0.2500	25,200 per 10,000 units	25,000 per 10,000 units	2017/05/29	250,000,000	2017/02/17
64028	BNP Paribas Issuance B.V.	HSI R Bear CBBC May 2017 M	0.2500	25,400 per 10,000 units	25,200 per 10,000 units	2017/05/29	250,000,000	2017/02/17
64049	Credit Suisse AG	HKEX R Bull CBBC Dec 2017 D	0.2500	193.18 per 100 units	195.18 per 100 units	2017/12/15	50,000,000	2017/02/17
64050	Credit Suisse AG	HSBC R Bull CBBC Dec 2017 F	0.2500	64.58 per 100 units	66.08 per 100 units	2017/12/07	50,000,000	2017/02/17
64042	Credit Suisse AG	HSI R Bull CBBC Dec 2017 E	0.2500	23,455 per 12,000 units	23,655 per 12,000 units	2017/12/28	200,000,000	2017/02/17
64043	Credit Suisse AG	HSI R Bull CBBC Jan 2018 H	0.2500	23,200 per 10,000 units	23,500 per 10,000 units	2018/01/30	200,000,000	2017/02/17
64039	Credit Suisse AG	HSI R Bear CBBC May 2017 D	0.2500	23,800 per 10,000 units	23,600 per 10,000 units	2017/05/29	200,000,000	2017/02/17
64047	Credit Suisse AG	Sands China R Bull CBBC Nov 2017 D	0.2500	27.18 per 100 units	27.98 per 100 units	2017/11/24	50,000,000	2017/02/17
64036	Goldman Sachs Structured Products (Asia) Ltd.	HSI R Bull CBBC Nov 2017 A	0.2540	23,200 per 10,000 units	23,400 per 10,000 units	2017/11/29	200,000,000	2017/02/17
64030	Goldman Sachs Structured Products (Asia) Ltd.	HSI R Bull CBBC Nov 2017 R	0.2510	23,555 per 10,000 units	23,655 per 10,000 units	2017/11/29	200,000,000	2017/02/17
63969	Goldman Sachs Structured Products (Asia) Ltd.	HSI R Bear CBBC May 2017 S	0.2500	23,800 per 10,000 units	23,700 per 10,000 units	2017/05/29	200,000,000	2017/02/17
63983	Hongkong and Shanghai Banking Corporation Ltd., The	BOCL R Bull CBBC Nov 2017 A	0.2500	3.4000	3.4800	2017/11/17	50,000,000	2017/02/17
63988	Hongkong and Shanghai Banking Corporation Ltd., The	BOCL R Bear CBBC Mar 2018 A	0.2500	4.4600	4.3800	2018/03/05	40,000,000	2017/02/17
63990	Hongkong and Shanghai Banking Corporation Ltd., The	CC Bank R Bull CBBC Feb 2018 B	0.2500	5.3000	5.3800	2018/02/12	50,000,000	2017/02/17
63971	Hongkong and Shanghai Banking Corporation Ltd., The	HS H-SH ETF R Bull CBBC Feb 2018 A	0.2500	92.88 per 100 units	93.88 per 100 units	2018/02/12	50,000,000	2017/02/17
63972	Hongkong and Shanghai Banking Corporation Ltd., The	HS H-SH ETF R Bear CBBC Mar 2018 A	0.2500	113.88 per 100 units	112.88 per 100 units	2018/03/05	40,000,000	2017/02/17
63977	Hongkong and Shanghai Banking Corporation Ltd., The	HSCEI R Bull CBBC Nov 2017 D	0.2500	9,938 per 10,000 units	10,038 per 10,000 units	2017/11/29	60,000,000	2017/02/17
63980	Hongkong and Shanghai Banking Corporation Ltd., The	HSCEI R Bear CBBC Dec 2017 B	0.2500	11,288 per 10,000 units	11,188 per 10,000 units	2017/12/28	50,000,000	2017/02/17
63975	Hongkong and Shanghai Banking Corporation Ltd., The	HSI R Bull CBBC Nov 2017 P	0.2500	23,448 per 15,000 units	23,598 per 15,000 units	2017/11/29	100,000,000	2017/02/17
63974	Hongkong and Shanghai Banking Corporation Ltd., The	HSI R Bear CBBC Dec 2017 D	0.2500	25,838 per 15,000 units	25,688 per 15,000 units	2017/12/28	100,000,000	2017/02/17
63992	Hongkong and Shanghai Banking Corporation Ltd., The	Ping An R Bear CBBC Mar 2018 A	0.2500	50.28 per 100 units	49.68 per 100 units	2018/03/05	40,000,000	2017/02/17
64000	Haitong International Securities Co. Ltd.	BOC HK R Bull CBBC Dec 2017 A	0.2500	27.88 per 100 units	28.28 per 100 units	2017/12/22	80,000,000	2017/02/17
63994	Haitong International Securities Co. Ltd.	Galaxy Ent R Bull CBBC Nov 2017 C	0.2500	32.28 per 100 units	32.88 per 100 units	2017/11/15	80,000,000	2017/02/17

Newly listed callable bull/bear contracts (continued)

Code	Issuer	Name of issue	Issue prices (HK\$)	Strike price (HKD)/Strike level per 10 units	Call price (HKD)/Call level per 10 units	Expiry date	No. of issue (units)	Listing date
63998	Haitong International Securities Co. Ltd.	HKEX R Bull CBBC Nov 2017 A	0.2500	186 per 100 units	188 per 100 units	2017/11/06	40,000,000	2017/02/17
64001	Haitong International Securities Co. Ltd.	HSBC R Bull CBBC Dec 2017 A	0.2500	62.38 per 100 units	63.88 per 100 units	2017/12/21	40,000,000	2017/02/17
63999	Haitong International Securities Co. Ltd.	ICBC R Bull CBBC Nov 2017 A	0.2500	4.5600	4.6600	2017/11/08	60,000,000	2017/02/17
64096	J.P. Morgan Structured Products B.V.	CSOP A50 ETF R Bull CBBC Mar 2018 A	0.2500	11.2800	11.4800	2018/03/16	80,000,000	2017/02/17
64103	J.P. Morgan Structured Products B.V.	China Shenhua R Bull CBBC Jan 2018 A	0.2500	15.1800	15.6800	2018/01/19	40,000,000	2017/02/17
64104	J.P. Morgan Structured Products B.V.	China Shenhua R Bull CBBC Feb 2018 A	0.2500	14.1800	14.6800	2018/02/15	40,000,000	2017/02/17
64087	J.P. Morgan Structured Products B.V.	HKEX R Bull CBBC Oct 2017 J	0.2500	192.88 per 100 units	194.88 per 100 units	2017/10/20	40,000,000	2017/02/17
64092	J.P. Morgan Structured Products B.V.	HKEX R Bull CBBC Feb 2018 A	0.2500	184.88 per 100 units	186.88 per 100 units	2018/02/15	40,000,000	2017/02/17
64086	J.P. Morgan Structured Products B.V.	HSBC R Bull CBBC Nov 2017 I	0.2500	65.38 per 100 units	66.88 per 100 units	2017/11/17	100,000,000	2017/02/17
64081	J.P. Morgan Structured Products B.V.	HSI R Bull CBBC Nov 2017 L	0.2800	23,300 per 10,000 units	23,500 per 10,000 units	2017/11/29	200,000,000	2017/02/17
64080	J.P. Morgan Structured Products B.V.	HSI R Bull CBBC Dec 2017 G	0.2500	23,555 per 10,000 units	23,655 per 10,000 units	2017/12/28	200,000,000	2017/02/17
64083	J.P. Morgan Structured Products B.V.	HSI R Bull CBBC Apr 2018 B	0.2800	23,200 per 10,000 units	23,400 per 10,000 units	2018/04/27	200,000,000	2017/02/17
64074	J.P. Morgan Structured Products B.V.	HSI R Bear CBBC May 2017 X	0.2500	23,648 per 10,000 units	23,548 per 10,000 units	2017/05/29	200,000,000	2017/02/17
64076	J.P. Morgan Structured Products B.V.	HSI R Bear CBBC Jul 2017 F	0.2800	25,300 per 10,000 units	25,100 per 10,000 units	2017/07/28	200,000,000	2017/02/17
64095	J.P. Morgan Structured Products B.V.	PetCh R Bull CBBC Nov 2017 B	0.2500	5.7800	5.9800	2017/11/17	100,000,000	2017/02/17
64097	J.P. Morgan Structured Products B.V.	WH Group R Bull CBBC Dec 2017 A	0.2500	5.3300	5.5800	2017/12/15	60,000,000	2017/02/17
64070	SGA Societe Generale Acceptance N.V./SG Issuer	HSI R Bull CBBC May 2018 I	0.2500	23,458 per 12,000 units	23,558 per 12,000 units	2018/05/30	200,000,000	2017/02/17
64068	SGA Societe Generale Acceptance N.V./SG Issuer	HSI R Bear CBBC Jul 2017 Q	0.2500	23,688 per 10,000 units	23,588 per 10,000 units	2017/07/28	200,000,000	2017/02/17
64069	SGA Societe Generale Acceptance N.V./SG Issuer	HSI R Bear CBBC Jul 2017 R	0.2500	23,838 per 12,000 units	23,638 per 12,000 units	2017/07/28	200,000,000	2017/02/17
64060	UBS AG	HSI R Bull CBBC Sep 2017 Y	0.2500	23,300 per 10,000 units	23,500 per 10,000 units	2017/09/28	200,000,000	2017/02/17
64057	UBS AG	HSI R Bull CBBC Dec 2017 R	0.2500	23,455 per 12,000 units	23,655 per 12,000 units	2017/12/28	250,000,000	2017/02/17
64054	UBS AG	HSI R Bear CBBC May 2017 N	0.2500	23,726 per 12,000 units	23,526 per 12,000 units	2017/05/29	250,000,000	2017/02/17
64056	UBS AG	HSI R Bear CBBC May 2017 O	0.2500	23,850 per 12,000 units	23,650 per 12,000 units	2017/05/29	250,000,000	2017/02/17
64064	UBS AG	HSI R Bear CBBC May 2017 P	0.2500	24,450 per 10,000 units	24,250 per 10,000 units	2017/05/29	200,000,000	2017/02/17
64065	UBS AG	HSI R Bear CBBC May 2017 Q	0.2500	25,000 per 12,000 units	24,800 per 12,000 units	2017/05/29	250,000,000	2017/02/17
64067	UBS AG	Petrochina R Bull CBBC Oct 2017 C	0.2500	5.7000	5.9000	2017/10/16	60,000,000	2017/02/17
64066	UBS AG	Sands China R Bull CBBC Dec 2017 A	0.2500	27.58 per 100 units	28.38 per 100 units	2017/12/11	60,000,000	2017/02/17
64105	BNP Paribas Issuance B.V.	HSCEI R Bull CBBC Nov 2017 E	0.2500	9,900 per 10,000 units	10,000 per 10,000 units	2017/11/29	100,000,000	2017/02/20
64106	BNP Paribas Issuance B.V.	HSCEI R Bear CBBC May 2017 A	0.2500	10,700 per 10,000 units	10,600 per 10,000 units	2017/05/29	100,000,000	2017/02/20
64107	BNP Paribas Issuance B.V.	HSCEI R Bear CBBC May 2017 B	0.2500	11,100 per 10,000 units	11,000 per 10,000 units	2017/05/29	100,000,000	2017/02/20
64112	BNP Paribas Issuance B.V.	HSCEI R Bear CBBC May 2017 C	0.2500	11,500 per 10,000 units	11,400 per 10,000 units	2017/05/29	100,000,000	2017/02/20
64241	BNP Paribas Issuance B.V.	HSI R Bull CBBC Nov 2017 M	0.2500	23,500 per 10,000 units	23,700 per 10,000 units	2017/11/29	250,000,000	2017/02/20
64175	Credit Suisse AG	China Life R Bull CBBC Dec 2017 A	0.2500	23.2800	23.7800	2017/12/29	50,000,000	2017/02/20
64151	Credit Suisse AG	HSI R Bull CBBC Jan 2018 J	0.2500	23,350 per 10,000 units	23,550 per 10,000 units	2018/01/30	200,000,000	2017/02/20
64176	Credit Suisse AG	HSI R Bull CBBC Jan 2018 K	0.2500	23,510 per 12,000 units	23,710 per 12,000 units	2018/01/30	200,000,000	2017/02/20
64138	Credit Suisse AG	HSI R Bear CBBC May 2017 E	0.2500	23,850 per 12,000 units	23,650 per 12,000 units	2017/05/29	200,000,000	2017/02/20
64152	Credit Suisse AG	HSI R Bear CBBC May 2017 F	0.2500	25,100 per 12,000 units	24,900 per 12,000 units	2017/05/29	200,000,000	2017/02/20
64153	Credit Suisse AG	HSI R Bear CBBC May 2017 G	0.2500	25,150 per 10,000 units	24,950 per 10,000 units	2017/05/29	200,000,000	2017/02/20
64158	Credit Suisse AG	HSI R Bear CBBC May 2017 H	0.2500	25,200 per 10,000 units	25,000 per 10,000 units	2017/05/29	200,000,000	2017/02/20
64172	Credit Suisse AG	HSI R Bear CBBC Jun 2017 C	0.2500	25,400 per 10,000 units	25,200 per 10,000 units	2017/06/29	200,000,000	2017/02/20
64169	Credit Suisse AG	HSI R Bear CBBC Jul 2017 B	0.2500	25,250 per 12,000 units	25,050 per 12,000 units	2017/07/28	200,000,000	2017/02/20
64174	Credit Suisse AG	HSI R Bear CBBC Jul 2017 C	0.2500	25,450 per 12,000 units	25,250 per 12,000 units	2017/07/28	200,000,000	2017/02/20
64221	Goldman Sachs Structured Products (Asia) Ltd.	HSI R Bull CBBC Oct 2017 L	0.2500	23,610 per 10,000 units	23,710 per 10,000 units	2017/10/30	200,000,000	2017/02/20

Newly listed callable bull/bear contracts (continued)

Code	Issuer	Name of issue	Issue prices (HK\$)	Strike price (HKD)/Strike level per 10 units	Call price (HKD)/Call level per 10 units	Expiry date	No. of issue (units)	Listing date
64225	Goldman Sachs Structured Products (Asia) Ltd.	HSI R Bear CBBC Aug 2017 A	0.2500	24,150 per 10,000 units	24,050 per 10,000 units	2017/08/30	200,000,000	2017/02/20
64226	Goldman Sachs Structured Products (Asia) Ltd.	HSI R Bear CBBC Aug 2017 B	0.2500	24,350 per 10,000 units	24,250 per 10,000 units	2017/08/30	200,000,000	2017/02/20
64116	Hongkong and Shanghai Banking Corporation Ltd., The	CKP R Bull CBBC Jan 2018 A	0.2500	48.38 per 100 units	49.88 per 100 units	2018/01/22	40,000,000	2017/02/20
64122	Hongkong and Shanghai Banking Corporation Ltd., The	China Life R Bear CBBC Jan 2018 A	0.2500	30.78 per 100 units	30.28 per 100 units	2018/01/15	80,000,000	2017/02/20
64119	Hongkong and Shanghai Banking Corporation Ltd., The	CSOP A50 ETF R Bull CBBC Nov 2017 A	0.2500	11.4600	11.5600	2017/11/17	50,000,000	2017/02/20
64120	Hongkong and Shanghai Banking Corporation Ltd., The	A50 R Bull CBBC Nov 2017 A	0.2500	11.0600	11.1600	2017/11/17	40,000,000	2017/02/20
64114	Hongkong and Shanghai Banking Corporation Ltd., The	Geely Auto R Bull CBBC Nov 2017 D	0.2500	10.1800	10.3800	2017/11/17	40,000,000	2017/02/20
64113	Hongkong and Shanghai Banking Corporation Ltd., The	HSCEI R Bear CBBC Dec 2017 C	0.2500	11,688 per 10,000 units	11,588 per 10,000 units	2017/12/28	50,000,000	2017/02/20
64118	Hongkong and Shanghai Banking Corporation Ltd., The	Ping An R Bull CBBC Nov 2017 E	0.2500	40.78 per 100 units	41.38 per 100 units	2017/11/17	60,000,000	2017/02/20
64265	J.P. Morgan Structured Products B.V.	China Life R Bull CBBC Nov 2017 E	0.2500	23.3800	23.8800	2017/11/17	40,000,000	2017/02/20
64257	J.P. Morgan Structured Products B.V.	Geely Auto R Bull CBBC Oct 2017 D	0.2500	9.7800	10.0800	2017/10/20	80,000,000	2017/02/20
64268	J.P. Morgan Structured Products B.V.	HSI R Bull CBBC Oct 2017 F	0.2500	23,610 per 10,000 units	23,710 per 10,000 units	2017/10/30	200,000,000	2017/02/20
64271	J.P. Morgan Structured Products B.V.	HSI R Bull CBBC Nov 2017 H	0.2500	23,358 per 10,000 units	23,458 per 10,000 units	2017/11/29	200,000,000	2017/02/20
64256	J.P. Morgan Structured Products B.V.	HSI R Bear CBBC May 2017 Y	0.2500	23,800 per 10,000 units	23,600 per 10,000 units	2017/05/29	200,000,000	2017/02/20
64267	J.P. Morgan Structured Products B.V.	Ping An R Bull CBBC Nov 2017 F	0.2500	41.28 per 100 units	41.88 per 100 units	2017/11/17	150,000,000	2017/02/20
64131	SGA Societe Generale Acceptance N.V./SG Issuer	HS H-SH ETF R Bull CBBC Feb 2018 A	0.2500	91.08 per 100 units	92.08 per 100 units	2018/02/27	100,000,000	2017/02/20
64132	SGA Societe Generale Acceptance N.V./SG Issuer	HS H-SH ETF R Bull CBBC Feb 2018 B	0.2500	99.08 per 100 units	100.08 per 100 units	2018/02/27	100,000,000	2017/02/20
64134	SGA Societe Generale Acceptance N.V./SG Issuer	HS H-SH ETF R Bull CBBC Mar 2018 A	0.2500	93.08 per 100 units	94.08 per 100 units	2018/03/28	100,000,000	2017/02/20
64137	SGA Societe Generale Acceptance N.V./SG Issuer	HS H-SH ETF R Bull CBBC Apr 2018 A	0.2500	95.08 per 100 units	96.08 per 100 units	2018/04/27	100,000,000	2017/02/20
64123	SGA Societe Generale Acceptance N.V./SG Issuer	HS H-SH ETF R Bear CBBC Aug 2017 A	0.2500	111.88 per 100 units	110.88 per 100 units	2017/08/30	100,000,000	2017/02/20
64127	SGA Societe Generale Acceptance N.V./SG Issuer	HS H-SH ETF R Bear CBBC Oct 2017 A	0.2500	117.88 per 100 units	116.88 per 100 units	2017/10/30	100,000,000	2017/02/20
64235	SGA Societe Generale Acceptance N.V./SG Issuer	HSI R Bull CBBC May 2018 J	0.2500	23,558 per 12,000 units	23,658 per 12,000 units	2018/05/30	200,000,000	2017/02/20
64238	SGA Societe Generale Acceptance N.V./SG Issuer	HSI R Bull CBBC May 2018 K	0.2500	23,608 per 10,000 units	23,708 per 10,000 units	2018/05/30	200,000,000	2017/02/20
64230	SGA Societe Generale Acceptance N.V./SG Issuer	HSI R Bear CBBC Jun 2017 A	0.2500	23,838 per 12,000 units	23,738 per 12,000 units	2017/06/29	200,000,000	2017/02/20
64231	SGA Societe Generale Acceptance N.V./SG Issuer	HSI R Bear CBBC Jun 2017 B	0.2500	24,038 per 10,000 units	23,838 per 10,000 units	2017/06/29	200,000,000	2017/02/20
64232	SGA Societe Generale Acceptance N.V./SG Issuer	HSI R Bear CBBC Jun 2017 C	0.2500	24,988 per 10,000 units	24,888 per 10,000 units	2017/06/29	200,000,000	2017/02/20
64233	SGA Societe Generale Acceptance N.V./SG Issuer	HSI R Bear CBBC Jun 2017 D	0.2500	25,238 per 12,000 units	25,138 per 12,000 units	2017/06/29	200,000,000	2017/02/20
64218	UBS AG	China Life R Bull CBBC Jul 2018 A	0.2500	20.20 per 100 units	20.70 per 100 units	2018/07/16	100,000,000	2017/02/20
64204	UBS AG	Geely Auto R Bull CBBC Aug 2017 A	0.2500	10.0600	10.2600	2017/08/21	40,000,000	2017/02/20
64206	UBS AG	Geely Auto R Bull CBBC Sep 2017 A	0.2500	9.1800	9.3800	2017/09/11	40,000,000	2017/02/20
64199	UBS AG	HKEX R Bull CBBC Sep 2017 F	0.2500	191.88 per 100 units	193.88 per 100 units	2017/09/11	40,000,000	2017/02/20
64203	UBS AG	HKEX R Bull CBBC Sep 2017 G	0.2500	185.38 per 100 units	187.38 per 100 units	2017/09/25	40,000,000	2017/02/20
64248	UBS AG	HSCEI R Bull CBBC Aug 2017 A	0.2500	9,438 per 10,000 units	9,538 per 10,000 units	2017/08/30	100,000,000	2017/02/20
64254	UBS AG	HSCEI R Bull CBBC Sep 2017 G	0.2500	9,988 per 10,000 units	10,088 per 10,000 units	2017/09/28	100,000,000	2017/02/20
64255	UBS AG	HSCEI R Bear CBBC May 2017 B	0.2500	10,988 per 10,000 units	10,888 per 10,000 units	2017/05/29	100,000,000	2017/02/20
64215	UBS AG	HSI R Bull CBBC Dec 2017 T	0.2500	23,200 per 12,000 units	23,400 per 12,000 units	2017/12/28	250,000,000	2017/02/20
64217	UBS AG	HSI R Bull CBBC Dec 2017 W	0.2500	23,510 per 12,000 units	23,710 per 12,000 units	2017/12/28	250,000,000	2017/02/20
64186	UBS AG	HSI R Bear CBBC May 2017 R	0.2500	23,775 per 10,000 units	23,575 per 10,000 units	2017/05/29	200,000,000	2017/02/20
64187	UBS AG	HSI R Bear CBBC May 2017 S	0.2500	23,900 per 12,000 units	23,700 per 12,000 units	2017/05/29	250,000,000	2017/02/20
64196	UBS AG	HSI R Bear CBBC May 2017 T	0.2500	24,100 per 12,000 units	23,900 per 12,000 units	2017/05/29	250,000,000	2017/02/20
64198	UBS AG	HSI R Bear CBBC May 2017 U	0.2500	25,350 per 10,000 units	25,150 per 10,000 units	2017/05/29	200,000,000	2017/02/20
64358	Credit Suisse AG	Geely Auto R Bear CBBC Dec 2017 C	0.2500	13.4800	13.1800	2017/12/22	50,000,000	2017/02/21
64363	Credit Suisse AG	Galaxy Ent R Bull CBBC Dec 2017 C	0.2500	34.88 per 100 units	35.68 per 100 units	2017/12/14	50,000,000	2017/02/21

Newly listed callable bull/bear contracts (continued)

Code	Issuer	Name of issue	Issue prices (HK\$)	Strike price (HKD)/Strike level per 10 units	Call price (HKD)/Call level per 10 units	Expiry date	No. of issue (units)	Listing date
64359	Credit Suisse AG	Galaxy Ent R Bear CBBC Sep 2017 A	0.2500	44.48 per 100 units	43.68 per 100 units	2017/09/01	50,000,000	2017/02/21
64355	Credit Suisse AG	HKEX R Bear CBBC Nov 2017 A	0.2700	217.98 per 100 units	215.98 per 100 units	2017/11/24	50,000,000	2017/02/21
64365	Credit Suisse AG	HSCEI R Bear CBBC May 2017 B	0.2500	11,058 per 10,000 units	10,958 per 10,000 units	2017/05/29	100,000,000	2017/02/21
64354	Credit Suisse AG	HSI R Bull CBBC Jan 2018 L	0.2500	23,400 per 10,000 units	23,600 per 10,000 units	2018/01/30	200,000,000	2017/02/21
64366	Credit Suisse AG	HSI R Bear CBBC May 2017 I	0.2500	23,904 per 10,000 units	23,704 per 10,000 units	2017/05/29	200,000,000	2017/02/21
64299	The Bank of East Asia, Ltd.	AIA R Bull CBBC Feb 2018 A	0.6800	44.4800	45.2800	2018/02/20	15,000,000	2017/02/21
64300	The Bank of East Asia, Ltd.	China Life R Bull CBBC Feb 2018 B	0.3500	22.3800	22.8800	2018/02/20	30,000,000	2017/02/21
64298	The Bank of East Asia, Ltd.	China Shenhua R Bull CBBC Feb 2018 A	0.2500	15.1800	15.6800	2018/02/20	40,000,000	2017/02/21
64304	The Bank of East Asia, Ltd.	Galaxy Ent R Bull CBBC Feb 2018 B	0.5000	34.0800	34.8800	2018/02/20	20,000,000	2017/02/21
64294	The Bank of East Asia, Ltd.	Tencent R Bull CBBC Feb 2018 A	0.2500	194.88 per 100 units	196.88 per 100 units	2018/02/20	40,000,000	2017/02/21
64350	Goldman Sachs Structured Products (Asia) Ltd.	HSI R Bull CBBC Jan 2018 Y	0.2500	23,400 per 10,000 units	23,600 per 10,000 units	2018/01/30	200,000,000	2017/02/21
64353	Goldman Sachs Structured Products (Asia) Ltd.	HSI R Bear CBBC May 2017 T	0.2500	23,850 per 10,000 units	23,750 per 10,000 units	2017/05/29	200,000,000	2017/02/21
64293	Hongkong and Shanghai Banking Corporation Ltd., The	China Shenhua R Bull CBBC Nov 2017 A	0.2500	15.4800	15.9800	2017/11/17	40,000,000	2017/02/21
64277	Hongkong and Shanghai Banking Corporation Ltd., The	China Shenhua R Bear CBBC Mar 2018 A	0.2500	18.3800	17.8800	2018/03/05	40,000,000	2017/02/21
64289	Hongkong and Shanghai Banking Corporation Ltd., The	Geely Auto R Bear CBBC Mar 2018 B	0.2500	13.1800	12.8800	2018/03/05	40,000,000	2017/02/21
64292	Hongkong and Shanghai Banking Corporation Ltd., The	HSI R Bull CBBC Dec 2017 I	0.2500	23,548 per 15,000 units	23,698 per 15,000 units	2017/12/28	100,000,000	2017/02/21
64290	Hongkong and Shanghai Banking Corporation Ltd., The	HSI R Bear CBBC Dec 2017 E	0.2500	24,938 per 15,000 units	24,788 per 15,000 units	2017/12/28	100,000,000	2017/02/21
64286	Hongkong and Shanghai Banking Corporation Ltd., The	Tencent R Bull CBBC Mar 2018 A	0.2500	193.88 per 100 units	195.38 per 100 units	2018/03/05	40,000,000	2017/02/21
64337	J.P. Morgan Structured Products B.V.	CC Bank R Bull CBBC Dec 2017 A	0.2500	5.7800	5.8800	2017/12/15	100,000,000	2017/02/21
64339	J.P. Morgan Structured Products B.V.	Geely Auto R Bull CBBC Dec 2017 E	0.2500	10.1800	10.4800	2017/12/15	60,000,000	2017/02/21
64326	J.P. Morgan Structured Products B.V.	Galaxy Ent R Bull CBBC Nov 2017 E	0.2500	35.08 per 100 units	35.88 per 100 units	2017/11/17	150,000,000	2017/02/21
64343	J.P. Morgan Structured Products B.V.	HSCEI R Bull CBBC Dec 2017 D	0.2500	9,700 per 10,000 units	9,800 per 10,000 units	2017/12/28	100,000,000	2017/02/21
64345	J.P. Morgan Structured Products B.V.	HSI R Bull CBBC Jan 2018 T	0.2500	23,400 per 12,000 units	23,600 per 12,000 units	2018/01/30	200,000,000	2017/02/21
64349	J.P. Morgan Structured Products B.V.	HSI R Bear CBBC May 2017 K	0.2500	23,848 per 10,000 units	23,748 per 10,000 units	2017/05/29	200,000,000	2017/02/21
64331	J.P. Morgan Structured Products B.V.	Sands China R Bull CBBC Dec 2017 B	0.2500	31.08 per 100 units	31.88 per 100 units	2017/12/15	150,000,000	2017/02/21
64306	SGA Societe Generale Acceptance N.V./SG Issuer	CP&CC R Bull CBBC Feb 2018 A	0.2500	5.8300	5.9800	2018/02/27	40,000,000	2017/02/21
64305	SGA Societe Generale Acceptance N.V./SG Issuer	CP&CC R Bear CBBC Jul 2017 A	0.2500	7.1300	6.9800	2017/07/28	40,000,000	2017/02/21
64307	SGA Societe Generale Acceptance N.V./SG Issuer	CShen R Bull CBBC Dec 2017 A	0.2500	14.8800	15.3800	2017/12/28	40,000,000	2017/02/21
64308	SGA Societe Generale Acceptance N.V./SG Issuer	CShen R Bull CBBC Jul 2018 A	0.2500	13.8800	14.3800	2018/07/30	40,000,000	2017/02/21
64313	SGA Societe Generale Acceptance N.V./SG Issuer	HKEX R Bull CBBC Dec 2017 D	0.2500	196.08 per 100 units	198.08 per 100 units	2017/12/28	100,000,000	2017/02/21
64318	SGA Societe Generale Acceptance N.V./SG Issuer	HKEX R Bull CBBC May 2018 A	0.2500	193.08 per 100 units	195.08 per 100 units	2018/05/30	100,000,000	2017/02/21
64371	SGA Societe Generale Acceptance N.V./SG Issuer	HSI R Bull CBBC Apr 2018 K	0.2500	23,508 per 10,000 units	23,608 per 10,000 units	2018/04/27	200,000,000	2017/02/21
64370	SGA Societe Generale Acceptance N.V./SG Issuer	HSI R Bear CBBC Jun 2017 E	0.2500	23,888 per 12,000 units	23,788 per 12,000 units	2017/06/29	200,000,000	2017/02/21
64325	UBS AG	HS H-SH ETF R Bull CBBC Feb 2018 A	0.2500	95.88 per 100 units	96.88 per 100 units	2018/02/05	40,000,000	2017/02/21
64319	UBS AG	HSI R Bull CBBC Nov 2017 P	0.2500	23,488 per 10,000 units	23,688 per 10,000 units	2017/11/29	200,000,000	2017/02/21
64321	UBS AG	HSI R Bear CBBC May 2017 G	0.2500	24,550 per 10,000 units	24,350 per 10,000 units	2017/05/29	200,000,000	2017/02/21
64320	UBS AG	HSI R Bear CBBC May 2017 V	0.2500	23,950 per 12,000 units	23,750 per 12,000 units	2017/05/29	250,000,000	2017/02/21
64322	UBS AG	HSI R Bear CBBC May 2017 W	0.2500	24,850 per 12,000 units	24,650 per 12,000 units	2017/05/29	250,000,000	2017/02/21
64323	UBS AG	HSI R Bear CBBC Jun 2017 B	0.2500	25,700 per 12,000 units	25,500 per 12,000 units	2017/06/29	250,000,000	2017/02/21
64387	BNP Paribas Issuance B.V.	HSCEI R Bull CBBC Dec 2017 F	0.2500	10,100 per 10,000 units	10,200 per 10,000 units	2017/12/28	100,000,000	2017/02/22
64374	BNP Paribas Issuance B.V.	HSI R Bear CBBC May 2017 N	0.2500	24,100 per 10,000 units	23,900 per 10,000 units	2017/05/29	250,000,000	2017/02/22
64378	BNP Paribas Issuance B.V.	HSI R Bear CBBC May 2017 O	0.2500	24,000 per 10,000 units	23,800 per 10,000 units	2017/05/29	250,000,000	2017/02/22
64618	Credit Suisse AG	BOCL R Bull CBBC Nov 2017 A	0.2500	3.5500	3.6300	2017/11/30	70,000,000	2017/02/22

Newly listed callable bull/bear contracts (continued)

Code	Issuer	Name of issue	Issue prices (HK\$)	Strike price (HKD)/Strike level per 10 units	Call price (HKD)/Call level per 10 units	Expiry date	No. of issue (units)	Listing date
64612	Credit Suisse AG	BOCL R Bull CBBC Dec 2017 A	0.2500	3.8100	3.8900	2017/12/22	70,000,000	2017/02/22
64629	Credit Suisse AG	China Mobile R Bull CBBC Dec 2017 B	0.2500	81.08 per 100 units	82.08 per 100 units	2017/12/19	50,000,000	2017/02/22
64636	Credit Suisse AG	China Mobile R Bull CBBC Dec 2017 C	0.2500	85.98 per 100 units	86.98 per 100 units	2017/12/22	50,000,000	2017/02/22
64607	Credit Suisse AG	CCB R Bull CBBC Dec 2017 A	0.2500	5.9900	6.0900	2017/12/29	70,000,000	2017/02/22
64611	Credit Suisse AG	CCB R Bull CBBC Dec 2017 B	0.2500	5.6900	5.7900	2017/12/06	70,000,000	2017/02/22
64628	Credit Suisse AG	HKEX R Bull CBBC Nov 2017 E	0.2500	198.20 per 100 units	200.20 per 100 units	2017/11/30	50,000,000	2017/02/22
64651	Credit Suisse AG	HSCEI R Bear CBBC Jul 2017 A	0.2500	11,258 per 10,000 units	11,158 per 10,000 units	2017/07/28	100,000,000	2017/02/22
64639	Credit Suisse AG	HSI R Bull CBBC Jan 2018 M	0.2500	23,802 per 12,000 units	24,002 per 12,000 units	2018/01/30	200,000,000	2017/02/22
64640	Credit Suisse AG	HSI R Bull CBBC Jan 2018 N	0.2500	23,650 per 10,000 units	23,850 per 10,000 units	2018/01/30	200,000,000	2017/02/22
64648	Credit Suisse AG	HSI R Bull CBBC Jan 2018 O	0.2500	23,538 per 15,000 units	23,738 per 15,000 units	2018/01/30	300,000,000	2017/02/22
64601	Credit Suisse AG	HSI R Bear CBBC May 2017 L	0.2500	24,100 per 10,000 units	23,900 per 10,000 units	2017/05/29	200,000,000	2017/02/22
64603	Credit Suisse AG	HSI R Bear CBBC May 2017 M	0.2500	23,950 per 12,000 units	23,750 per 12,000 units	2017/05/29	200,000,000	2017/02/22
64652	Credit Suisse AG	HSI R Bear CBBC May 2017 N	0.2500	24,850 per 12,000 units	24,650 per 12,000 units	2017/05/29	200,000,000	2017/02/22
64655	Credit Suisse AG	HSI R Bear CBBC May 2017 O	0.2500	25,600 per 10,000 units	25,400 per 10,000 units	2017/05/29	200,000,000	2017/02/22
64658	Credit Suisse AG	HSI R Bear CBBC May 2017 P	0.2500	25,650 per 12,000 units	25,450 per 12,000 units	2017/05/29	200,000,000	2017/02/22
64659	Credit Suisse AG	HSI R Bear CBBC Jul 2017 D	0.2500	25,750 per 12,000 units	25,550 per 12,000 units	2017/07/28	200,000,000	2017/02/22
64664	Credit Suisse AG	HSI R Bear CBBC Jul 2017 E	0.2500	25,900 per 10,000 units	25,700 per 10,000 units	2017/07/28	200,000,000	2017/02/22
64665	Credit Suisse AG	HSI R Bear CBBC Jul 2017 F	0.2500	26,100 per 10,000 units	25,900 per 10,000 units	2017/07/28	200,000,000	2017/02/22
64621	Credit Suisse AG	ICBC R Bull CBBC Dec 2017 A	0.2500	4.8900	4.9900	2017/12/07	50,000,000	2017/02/22
64623	Credit Suisse AG	ICBC R Bull CBBC Dec 2017 B	0.2500	4.6000	4.7000	2017/12/28	50,000,000	2017/02/22
64626	Credit Suisse AG	Tencent R Bull CBBC Dec 2017 A	0.2500	203.08 per 100 units	205.08 per 100 units	2017/12/29	50,000,000	2017/02/22
64477	Goldman Sachs Structured Products (Asia) Ltd.	HSI R Bull CBBC Jan 2018 Z	0.2500	23,902 per 10,000 units	24,002 per 10,000 units	2018/01/30	200,000,000	2017/02/22
64385	Goldman Sachs Structured Products (Asia) Ltd.	HSI R Bear CBBC May 2017 U	0.2500	24,000 per 10,000 units	23,800 per 10,000 units	2017/05/29	200,000,000	2017/02/22
64386	Goldman Sachs Structured Products (Asia) Ltd.	HSI R Bear CBBC May 2017 V	0.2500	24,100 per 10,000 units	24,000 per 10,000 units	2017/05/29	200,000,000	2017/02/22
64471	Hongkong and Shanghai Banking Corporation Ltd., The	Galaxy Ent R Bull CBBC Nov 2017 F	0.2500	35.68 per 100 units	36.48 per 100 units	2017/11/17	80,000,000	2017/02/22
64460	Hongkong and Shanghai Banking Corporation Ltd., The	Galaxy Ent R Bull CBBC Jan 2018 C	0.2500	34.28 per 100 units	35.08 per 100 units	2018/01/15	80,000,000	2017/02/22
64454	Hongkong and Shanghai Banking Corporation Ltd., The	HKEX R Bull CBBC Nov 2017 G	0.2500	197.88 per 100 units	199.88 per 100 units	2017/11/17	50,000,000	2017/02/22
64451	Hongkong and Shanghai Banking Corporation Ltd., The	HSCEI R Bull CBBC Oct 2017 F	0.2500	10,138 per 10,000 units	10,238 per 10,000 units	2017/10/30	60,000,000	2017/02/22
64452	Hongkong and Shanghai Banking Corporation Ltd., The	HSCEI R Bear CBBC Dec 2017 D	0.2500	11,888 per 10,000 units	11,788 per 10,000 units	2017/12/28	50,000,000	2017/02/22
64400	Hongkong and Shanghai Banking Corporation Ltd., The	HSI R Bull CBBC Oct 2017 O	0.2500	23,848 per 15,000 units	23,998 per 15,000 units	2017/10/30	100,000,000	2017/02/22
64394	Hongkong and Shanghai Banking Corporation Ltd., The	HSI R Bull CBBC Nov 2017 Q	0.2500	23,748 per 15,000 units	23,898 per 15,000 units	2017/11/29	100,000,000	2017/02/22
64475	Hongkong and Shanghai Banking Corporation Ltd., The	HSI R Bull CBBC Dec 2017 J	0.2500	23,598 per 20,000 units	23,798 per 20,000 units	2017/12/28	150,000,000	2017/02/22
64461	Hongkong and Shanghai Banking Corporation Ltd., The	Tencent R Bull CBBC Nov 2017 F	0.2500	204.88 per 100 units	206.88 per 100 units	2017/11/17	40,000,000	2017/02/22
64457	Hongkong and Shanghai Banking Corporation Ltd., The	Tencent R Bull CBBC Jan 2018 F	0.2500	202.88 per 100 units	204.88 per 100 units	2018/01/15	50,000,000	2017/02/22
64561	J.P. Morgan Structured Products B.V.	BOCL R Bull CBBC Jan 2018 A	0.2500	3.7000	3.7800	2018/01/19	100,000,000	2017/02/22
64562	J.P. Morgan Structured Products B.V.	CC Bank R Bull CBBC Jan 2018 A	0.2500	6.0800	6.1800	2018/01/19	100,000,000	2017/02/22
64585	J.P. Morgan Structured Products B.V.	CKH R Bull CBBC Nov 2017 A	0.2500	89.38 per 100 units	90.88 per 100 units	2017/11/17	100,000,000	2017/02/22
64582	J.P. Morgan Structured Products B.V.	China Shenhua R Bull CBBC Dec 2017 A	0.2500	16.1800	16.6800	2017/12/15	40,000,000	2017/02/22
64559	J.P. Morgan Structured Products B.V.	A50 China R Bull CBBC Jan 2018 B	0.2500	10.9800	11.0800	2018/01/19	80,000,000	2017/02/22
64574	J.P. Morgan Structured Products B.V.	Geely Auto R Bear CBBC Sep 2017 A	0.2500	12.1800	11.8800	2017/09/15	40,000,000	2017/02/22
64581	J.P. Morgan Structured Products B.V.	Geely Auto R Bear CBBC Nov 2017 A	0.2500	12.9800	12.6800	2017/11/17	40,000,000	2017/02/22
64573	J.P. Morgan Structured Products B.V.	Geely Auto R Bear CBBC Aug 2018 A	0.2500	11.7800	11.4800	2018/08/17	40,000,000	2017/02/22
64583	J.P. Morgan Structured Products B.V.	HKEX R Bull CBBC Dec 2017 K	0.2500	196.88 per 100 units	198.88 per 100 units	2017/12/15	40,000,000	2017/02/22

Newly listed callable bull/bear contracts (continued)

Code	Issuer	Name of issue	Issue prices (HK\$)	Strike price (HKD)/Strike level per 10 units	Call price (HKD)/Call level per 10 units	Expiry date	No. of issue (units)	Listing date
64556	J.P. Morgan Structured Products B.V.	HS H-SH ETF R Bull CBBC Jan 2018 A	0.2500	101.88 per 100 units	102.88 per 100 units	2018/01/19	80,000,000	2017/02/22
64558	J.P. Morgan Structured Products B.V.	HS H-SH ETF R Bull CBBC Jul 2018 A	0.2500	97.88 per 100 units	98.88 per 100 units	2018/07/20	80,000,000	2017/02/22
64586	J.P. Morgan Structured Products B.V.	HSI R Bull CBBC Oct 2017 Z	0.2500	23,600 per 10,000 units	23,800 per 10,000 units	2017/10/30	200,000,000	2017/02/22
64587	J.P. Morgan Structured Products B.V.	HSI R Bull CBBC Nov 2017 R	0.2500	23,458 per 10,000 units	23,558 per 10,000 units	2017/11/29	200,000,000	2017/02/22
64555	J.P. Morgan Structured Products B.V.	HSI R Bull CBBC Jan 2018 L	0.2500	23,800 per 12,000 units	24,000 per 12,000 units	2018/01/30	200,000,000	2017/02/22
64554	J.P. Morgan Structured Products B.V.	HSI R Bear CBBC May 2017 A	0.2500	24,200 per 12,000 units	24,000 per 12,000 units	2017/05/29	200,000,000	2017/02/22
64592	J.P. Morgan Structured Products B.V.	HSI R Bear CBBC May 2017 C	0.2500	25,148 per 10,000 units	25,048 per 10,000 units	2017/05/29	200,000,000	2017/02/22
64598	J.P. Morgan Structured Products B.V.	HSI R Bear CBBC May 2017 D	0.2500	25,400 per 12,000 units	25,200 per 12,000 units	2017/05/29	200,000,000	2017/02/22
64600	J.P. Morgan Structured Products B.V.	HSI R Bear CBBC May 2017 E	0.2500	26,348 per 10,000 units	26,248 per 10,000 units	2017/05/29	200,000,000	2017/02/22
64599	J.P. Morgan Structured Products B.V.	HSI R Bear CBBC May 2017 P	0.2500	25,848 per 10,000 units	25,748 per 10,000 units	2017/05/29	200,000,000	2017/02/22
64552	J.P. Morgan Structured Products B.V.	HSI R Bear CBBC May 2017 Z	0.2500	24,000 per 10,000 units	23,800 per 10,000 units	2017/05/29	200,000,000	2017/02/22
64560	J.P. Morgan Structured Products B.V.	ICBC R Bull CBBC Jan 2018 A	0.2500	4.8800	4.9800	2018/01/19	100,000,000	2017/02/22
64584	J.P. Morgan Structured Products B.V.	Tencent R Bull CBBC Aug 2017 F	0.2500	202.88 per 100 units	204.88 per 100 units	2017/08/18	40,000,000	2017/02/22
64489	SGA Societe Generale Acceptance N.V./SG Issuer	COVS R Bull CBBC Nov 2017 A	0.2500	22.2200	22.8000	2017/11/29	40,000,000	2017/02/22
64478	SGA Societe Generale Acceptance N.V./SG Issuer	CCB R Bull CBBC Nov 2017 A	0.2500	6.0000	6.0800	2017/11/29	40,000,000	2017/02/22
64479	SGA Societe Generale Acceptance N.V./SG Issuer	CCB R Bull CBBC Dec 2017 B	0.2500	5.7000	5.7800	2017/12/28	40,000,000	2017/02/22
64486	SGA Societe Generale Acceptance N.V./SG Issuer	China Life R Bull CBBC Nov 2017 B	0.2500	23.6800	24.0800	2017/11/29	40,000,000	2017/02/22
64484	SGA Societe Generale Acceptance N.V./SG Issuer	China Life R Bear CBBC Sep 2017 B	0.2700	27.2800	26.8800	2017/09/28	40,000,000	2017/02/22
64488	SGA Societe Generale Acceptance N.V./SG Issuer	China Life R Bear CBBC Nov 2017 A	0.2500	31.28 per 100 units	30.88 per 100 units	2017/11/29	100,000,000	2017/02/22
64491	SGA Societe Generale Acceptance N.V./SG Issuer	CNOOC R Bear CBBC Sep 2017 A	0.2500	10.4800	10.2800	2017/09/28	40,000,000	2017/02/22
64496	SGA Societe Generale Acceptance N.V./SG Issuer	Galaxy R Bull CBBC Jan 2018 A	0.2500	33.48 per 100 units	34.08 per 100 units	2018/01/30	100,000,000	2017/02/22
64500	SGA Societe Generale Acceptance N.V./SG Issuer	Galaxy R Bull CBBC Jan 2018 B	0.2500	35.48 per 100 units	36.08 per 100 units	2018/01/30	100,000,000	2017/02/22
64495	SGA Societe Generale Acceptance N.V./SG Issuer	Galaxy R Bear CBBC Sep 2017 C	0.2500	45.68 per 100 units	44.88 per 100 units	2017/09/28	100,000,000	2017/02/22
64505	SGA Societe Generale Acceptance N.V./SG Issuer	HSBC R Bear CBBC Aug 2017 D	0.2500	77.38 per 100 units	75.88 per 100 units	2017/08/30	100,000,000	2017/02/22
64547	SGA Societe Generale Acceptance N.V./SG Issuer	HSI R Bull CBBC Apr 2018 L	0.2500	23,658 per 12,000 units	23,758 per 12,000 units	2018/04/27	200,000,000	2017/02/22
64548	SGA Societe Generale Acceptance N.V./SG Issuer	HSI R Bull CBBC Apr 2018 S	0.2500	23,708 per 10,000 units	23,908 per 10,000 units	2018/04/27	200,000,000	2017/02/22
64550	SGA Societe Generale Acceptance N.V./SG Issuer	HSI R Bull CBBC Apr 2018 T	0.2500	23,858 per 12,000 units	23,958 per 12,000 units	2018/04/27	200,000,000	2017/02/22
64531	SGA Societe Generale Acceptance N.V./SG Issuer	HSI R Bear CBBC Jun 2017 F	0.2500	24,138 per 12,000 units	24,038 per 12,000 units	2017/06/29	200,000,000	2017/02/22
64533	SGA Societe Generale Acceptance N.V./SG Issuer	HSI R Bear CBBC Jun 2017 G	0.2500	24,338 per 10,000 units	24,138 per 10,000 units	2017/06/29	200,000,000	2017/02/22
64536	SGA Societe Generale Acceptance N.V./SG Issuer	HSI R Bear CBBC Jun 2017 H	0.2500	25,188 per 10,000 units	24,988 per 10,000 units	2017/06/29	200,000,000	2017/02/22
64537	SGA Societe Generale Acceptance N.V./SG Issuer	HSI R Bear CBBC Jun 2017 I	0.2500	25,388 per 10,000 units	25,188 per 10,000 units	2017/06/29	200,000,000	2017/02/22
64539	SGA Societe Generale Acceptance N.V./SG Issuer	HSI R Bear CBBC Jun 2017 J	0.2500	25,438 per 12,000 units	25,338 per 12,000 units	2017/06/29	200,000,000	2017/02/22
64545	SGA Societe Generale Acceptance N.V./SG Issuer	HSI R Bear CBBC Jun 2017 K	0.2500	25,938 per 12,000 units	25,838 per 12,000 units	2017/06/29	200,000,000	2017/02/22
64510	SGA Societe Generale Acceptance N.V./SG Issuer	ICBC R Bull CBBC Dec 2017 C	0.2500	4.6800	4.7800	2017/12/28	40,000,000	2017/02/22
64511	SGA Societe Generale Acceptance N.V./SG Issuer	Sands R Bull CBBC Jan 2018 C	0.2500	31.28 per 100 units	32.08 per 100 units	2018/01/30	100,000,000	2017/02/22
64529	UBS AG	HKEX R Bull CBBC Oct 2017 C	0.2500	195.38 per 100 units	197.38 per 100 units	2017/10/23	40,000,000	2017/02/22
64528	UBS AG	HKEX R Bull CBBC Nov 2017 A	0.2500	193.38 per 100 units	195.38 per 100 units	2017/11/13	40,000,000	2017/02/22
64526	UBS AG	HSCEI R Bear CBBC Jun 2017 A	0.2500	11,280 per 10,000 units	11,180 per 10,000 units	2017/06/29	100,000,000	2017/02/22
64522	UBS AG	HSI R Bull CBBC Dec 2017 P	0.2500	23,800 per 12,000 units	24,000 per 12,000 units	2017/12/28	250,000,000	2017/02/22
64523	UBS AG	HSI R Bull CBBC Jan 2018 E	0.2500	23,650 per 12,000 units	23,850 per 12,000 units	2018/01/30	250,000,000	2017/02/22
64524	UBS AG	HSI R Bull CBBC Jan 2018 F	0.2500	23,400 per 10,000 units	23,600 per 10,000 units	2018/01/30	200,000,000	2017/02/22
64516	UBS AG	HSI R Bear CBBC May 2017 I	0.2500	24,650 per 10,000 units	24,450 per 10,000 units	2017/05/29	200,000,000	2017/02/22
64514	UBS AG	HSI R Bear CBBC May 2017 X	0.2500	24,050 per 10,000 units	23,850 per 10,000 units	2017/05/29	200,000,000	2017/02/22

Newly listed callable bull/bear contracts (continued)

Code	Issuer	Name of issue	Issue prices (HK\$)	Strike price (HKD)/Strike level per 10 units	Call price (HKD)/Call level per 10 units	Expiry date	No. of issue (units)	Listing date
64515	UBS AG	HSI R Bear CBBC May 2017 Y	0.2500	24,200 per 12,000 units	24,000 per 12,000 units	2017/05/29	250,000,000	2017/02/22
64518	UBS AG	HSI R Bear CBBC May 2017 Z	0.2500	25,100 per 12,000 units	24,900 per 12,000 units	2017/05/29	250,000,000	2017/02/22
64513	UBS AG	HSI R Bear CBBC Jun 2017 C	0.2500	23,904 per 14,000 units	23,704 per 14,000 units	2017/06/29	300,000,000	2017/02/22
64519	UBS AG	HSI R Bear CBBC Jun 2017 D	0.2500	26,000 per 12,000 units	25,800 per 12,000 units	2017/06/29	250,000,000	2017/02/22
64520	UBS AG	HSI R Bear CBBC Jun 2017 E	0.2500	26,600 per 12,000 units	26,400 per 12,000 units	2017/06/29	250,000,000	2017/02/22
64521	UBS AG	HSI R Bear CBBC Jul 2017 A	0.3100	27,700 per 12,000 units	27,500 per 12,000 units	2017/07/28	250,000,000	2017/02/22
64530	UBS AG	Tencent R Bull CBBC Jul 2017 A	0.2500	200.98 per 100 units	202.98 per 100 units	2017/07/10	50,000,000	2017/02/22
64668	BNP Paribas Issuance B.V.	HSI R Bull CBBC Nov 2017 L	0.2500	23,700 per 10,000 units	23,900 per 10,000 units	2017/11/29	250,000,000	2017/02/23
64855	BNP Paribas Issuance B.V.	HSI R Bull CBBC Nov 2017 N	0.2500	23,900 per 10,000 units	24,100 per 10,000 units	2017/11/29	250,000,000	2017/02/23
64673	BNP Paribas Issuance B.V.	HSI R Bull CBBC Dec 2017 F	0.2500	23,600 per 10,000 units	23,800 per 10,000 units	2017/12/28	250,000,000	2017/02/23
64707	BNP Paribas Issuance B.V.	HSI R Bull CBBC Dec 2017 I	0.2500	23,800 per 10,000 units	24,000 per 10,000 units	2017/12/28	250,000,000	2017/02/23
64666	BNP Paribas Issuance B.V.	HSI R Bear CBBC May 2017 P	0.2500	24,300 per 10,000 units	24,100 per 10,000 units	2017/05/29	250,000,000	2017/02/23
64802	Credit Suisse AG	CCB R Bull CBBC Jan 2018 A	0.2500	6.2000	6.3000	2018/01/17	70,000,000	2017/02/23
64779	Credit Suisse AG	China Shenhua R Bull CBBC Nov 2017 A	0.2500	15.6800	16.1800	2017/11/30	50,000,000	2017/02/23
64778	Credit Suisse AG	China Shenhua R Bull CBBC Dec 2017 B	0.2500	14.4800	14.9800	2017/12/08	50,000,000	2017/02/23
64798	Credit Suisse AG	HKEX R Bear CBBC Nov 2017 B	0.4000	239.88 per 100 units	237.88 per 100 units	2017/11/30	50,000,000	2017/02/23
64796	Credit Suisse AG	HSBC R Bear CBBC Dec 2017 A	0.2500	77.88 per 100 units	76.38 per 100 units	2017/12/13	50,000,000	2017/02/23
64803	Credit Suisse AG	HSCEI R Bear CBBC Sep 2017 A	0.2500	11,458 per 10,000 units	11,358 per 10,000 units	2017/09/28	100,000,000	2017/02/23
64775	Credit Suisse AG	HSI R Bull CBBC Jan 2018 P	0.2500	23,600 per 12,000 units	23,800 per 12,000 units	2018/01/30	200,000,000	2017/02/23
64777	Credit Suisse AG	HSI R Bull CBBC Jan 2018 Q	0.2500	23,750 per 10,000 units	23,950 per 10,000 units	2018/01/30	200,000,000	2017/02/23
64804	Credit Suisse AG	HSI R Bull CBBC Jan 2018 R	0.2500	23,907 per 12,000 units	24,107 per 12,000 units	2018/01/30	200,000,000	2017/02/23
64772	Credit Suisse AG	HSI R Bear CBBC May 2017 Q	0.2500	24,200 per 10,000 units	24,000 per 10,000 units	2017/05/29	200,000,000	2017/02/23
64773	Credit Suisse AG	HSI R Bear CBBC May 2017 T	0.2500	24,350 per 12,000 units	24,150 per 12,000 units	2017/05/29	200,000,000	2017/02/23
64782	Credit Suisse AG	Tencent R Bull CBBC Dec 2017 B	0.2500	205.68 per 100 units	207.68 per 100 units	2017/12/13	50,000,000	2017/02/23
64785	Credit Suisse AG	Tencent R Bull CBBC Dec 2017 C	0.2500	208.28 per 100 units	210.28 per 100 units	2017/12/06	50,000,000	2017/02/23
64786	Credit Suisse AG	Tencent R Bear CBBC Nov 2017 A	0.2500	222.28 per 100 units	220.28 per 100 units	2017/11/15	50,000,000	2017/02/23
64791	Credit Suisse AG	Tencent R Bear CBBC Nov 2017 B	0.4000	246.88 per 100 units	244.88 per 100 units	2017/11/23	50,000,000	2017/02/23
64739	The Bank of East Asia, Ltd.	CC Bank R Bull CBBC Feb 2018 A	0.2500	5.7800	5.8800	2018/02/22	40,000,000	2017/02/23
64744	The Bank of East Asia, Ltd.	CNOOC R Bull CBBC Feb 2018 A	0.2500	8.9200	9.1200	2018/02/22	40,000,000	2017/02/23
64743	The Bank of East Asia, Ltd.	Geely Auto R Bull CBBC Feb 2018 A	0.2500	9.3800	9.6800	2018/02/22	40,000,000	2017/02/23
64735	The Bank of East Asia, Ltd.	HKEX R Bull CBBC Feb 2018 B	0.2500	194.88 per 100 units	196.88 per 100 units	2018/02/22	40,000,000	2017/02/23
64738	The Bank of East Asia, Ltd.	Tencent R Bull CBBC Feb 2018 B	0.2500	202.88 per 100 units	204.88 per 100 units	2018/02/22	40,000,000	2017/02/23
64838	Goldman Sachs Structured Products (Asia) Ltd.	HSI R Bull CBBC Jan 2018 A	0.2500	23,600 per 10,000 units	23,800 per 10,000 units	2018/01/30	200,000,000	2017/02/23
64841	Goldman Sachs Structured Products (Asia) Ltd.	HSI R Bull CBBC Jan 2018 B	0.2500	24,007 per 10,000 units	24,107 per 10,000 units	2018/01/30	200,000,000	2017/02/23
64745	Goldman Sachs Structured Products (Asia) Ltd.	HSI R Bear CBBC May 2017 W	0.2500	24,200 per 10,000 units	24,100 per 10,000 units	2017/05/29	200,000,000	2017/02/23
64746	Goldman Sachs Structured Products (Asia) Ltd.	HSI R Bear CBBC May 2017 X	0.2500	24,600 per 10,000 units	24,500 per 10,000 units	2017/05/29	200,000,000	2017/02/23
64722	Hongkong and Shanghai Banking Corporation Ltd., The	BOCL R Bull CBBC Jan 2018 A	0.2500	3.8500	3.9300	2018/01/22	50,000,000	2017/02/23
64721	Hongkong and Shanghai Banking Corporation Ltd., The	BOCL R Bull CBBC Mar 2018 A	0.2500	3.6000	3.6800	2018/03/05	50,000,000	2017/02/23
64712	Hongkong and Shanghai Banking Corporation Ltd., The	CC Bank R Bull CBBC Jan 2018 A	0.2500	6.1600	6.2600	2018/01/22	50,000,000	2017/02/23
64733	Hongkong and Shanghai Banking Corporation Ltd., The	CC Bank R Bull CBBC Mar 2018 A	0.2500	5.8600	5.9600	2018/03/05	50,000,000	2017/02/23
64718	Hongkong and Shanghai Banking Corporation Ltd., The	CC Bank R Bear CBBC Mar 2018 A	0.2500	7.3800	7.2800	2018/03/05	40,000,000	2017/02/23
64729	Hongkong and Shanghai Banking Corporation Ltd., The	HKEX R Bull CBBC Jan 2018 E	0.2500	195.88 per 100 units	197.88 per 100 units	2018/01/22	50,000,000	2017/02/23
64724	Hongkong and Shanghai Banking Corporation Ltd., The	ICBC R Bull CBBC Jan 2018 B	0.2500	4.7800	4.8800	2018/01/22	50,000,000	2017/02/23

Newly listed callable bull/bear contracts (continued)

Code	Issuer	Name of issue	Issue prices (HK\$)	Strike price (HKD)/Strike level per 10 units	Call price (HKD)/Call level per 10 units	Expiry date	No. of issue (units)	Listing date
64725	Hongkong and Shanghai Banking Corporation Ltd., The	ICBC R Bear CBBC Mar 2018 A	0.2500	6.0800	5.9800	2018/03/05	40,000,000	2017/02/23
64731	Hongkong and Shanghai Banking Corporation Ltd., The	Tencent R Bull CBBC Jan 2018 G	0.2500	208.88 per 100 units	210.88 per 100 units	2018/01/22	50,000,000	2017/02/23
64727	Hongkong and Shanghai Banking Corporation Ltd., The	Tencent R Bull CBBC Mar 2018 B	0.2500	206.88 per 100 units	208.88 per 100 units	2018/03/05	50,000,000	2017/02/23
64678	Haitong International Securities Co. Ltd.	HSI R Bull CBBC Jan 2018 A	0.2530	23,288 per 10,000 units	23,488 per 10,000 units	2018/01/30	150,000,000	2017/02/23
64680	Haitong International Securities Co. Ltd.	HSI R Bull CBBC Jan 2018 B	0.2520	23,488 per 10,000 units	23,688 per 10,000 units	2018/01/30	150,000,000	2017/02/23
64692	Haitong International Securities Co. Ltd.	HSI R Bear CBBC May 2017 A	0.2510	24,250 per 10,000 units	24,050 per 10,000 units	2017/05/29	150,000,000	2017/02/23
64693	Haitong International Securities Co. Ltd.	HSI R Bear CBBC May 2017 B	0.2500	24,450 per 10,000 units	24,250 per 10,000 units	2017/05/29	150,000,000	2017/02/23
64836	J.P. Morgan Structured Products B.V.	BOCL R Bull CBBC Feb 2018 A	0.2500	3.9000	3.9800	2018/02/15	100,000,000	2017/02/23
64835	J.P. Morgan Structured Products B.V.	HKEX R Bull CBBC Oct 2017 K	0.2500	198.88 per 100 units	200.88 per 100 units	2017/10/20	40,000,000	2017/02/23
64842	J.P. Morgan Structured Products B.V.	HSCEI R Bull CBBC Apr 2018 A	0.2500	10,100 per 10,000 units	10,200 per 10,000 units	2018/04/27	100,000,000	2017/02/23
64843	J.P. Morgan Structured Products B.V.	HSCEI R Bear CBBC May 2017 C	0.2500	11,600 per 10,000 units	11,500 per 10,000 units	2017/05/29	100,000,000	2017/02/23
64847	J.P. Morgan Structured Products B.V.	HSI R Bull CBBC Jan 2018 M	0.2500	23,758 per 10,000 units	23,858 per 10,000 units	2018/01/30	200,000,000	2017/02/23
64844	J.P. Morgan Structured Products B.V.	HSI R Bull CBBC Feb 2018 O	0.2500	23,900 per 10,000 units	24,100 per 10,000 units	2018/02/27	200,000,000	2017/02/23
64851	J.P. Morgan Structured Products B.V.	HSI R Bear CBBC May 2017 B	0.2500	25,800 per 12,000 units	25,600 per 12,000 units	2017/05/29	200,000,000	2017/02/23
64822	J.P. Morgan Structured Products B.V.	HSI R Bear CBBC May 2017 H	0.2500	24,148 per 10,000 units	24,048 per 10,000 units	2017/05/29	200,000,000	2017/02/23
64849	J.P. Morgan Structured Products B.V.	HSI R Bear CBBC May 2017 I	0.2500	25,600 per 10,000 units	25,400 per 10,000 units	2017/05/29	200,000,000	2017/02/23
64852	J.P. Morgan Structured Products B.V.	HSI R Bear CBBC May 2017 J	0.2500	25,600 per 10,000 units	25,400 per 10,000 units	2017/05/29	200,000,000	2017/02/23
64853	J.P. Morgan Structured Products B.V.	HSI R Bear CBBC May 2017 L	0.2500	26,100 per 12,000 units	25,900 per 12,000 units	2017/05/29	200,000,000	2017/02/23
64854	J.P. Morgan Structured Products B.V.	HSI R Bear CBBC Jul 2017 G	0.2700	27,200 per 12,000 units	27,000 per 12,000 units	2017/07/28	200,000,000	2017/02/23
64825	J.P. Morgan Structured Products B.V.	Tencent R Bull CBBC Nov 2017 N	0.2500	208.88 per 100 units	210.88 per 100 units	2017/11/17	40,000,000	2017/02/23
64827	J.P. Morgan Structured Products B.V.	Tencent R Bull CBBC Dec 2017 M	0.2500	204.88 per 100 units	206.88 per 100 units	2017/12/15	40,000,000	2017/02/23
64834	J.P. Morgan Structured Products B.V.	Tencent R Bear CBBC Nov 2017 J	0.3000	240.88 per 100 units	238.08 per 100 units	2017/11/17	40,000,000	2017/02/23
64817	SGA Societe Generale Acceptance N.V./SG Issuer	HSI R Bull CBBC Apr 2018 U	0.2500	23,758 per 12,000 units	23,858 per 12,000 units	2018/04/27	200,000,000	2017/02/23
64819	SGA Societe Generale Acceptance N.V./SG Issuer	HSI R Bull CBBC Apr 2018 V	0.2500	23,808 per 10,000 units	24,008 per 10,000 units	2018/04/27	200,000,000	2017/02/23
64821	SGA Societe Generale Acceptance N.V./SG Issuer	HSI R Bull CBBC Apr 2018 X	0.2500	23,958 per 12,000 units	24,058 per 12,000 units	2018/04/27	200,000,000	2017/02/23
64747	SGA Societe Generale Acceptance N.V./SG Issuer	HSI R Bear CBBC Jun 2017 L	0.2500	24,538 per 12,000 units	24,438 per 12,000 units	2017/06/29	200,000,000	2017/02/23
64748	SGA Societe Generale Acceptance N.V./SG Issuer	HSI R Bear CBBC Jun 2017 M	0.2500	24,588 per 10,000 units	24,388 per 10,000 units	2017/06/29	200,000,000	2017/02/23
64750	SGA Societe Generale Acceptance N.V./SG Issuer	HSI R Bear CBBC Jun 2017 N	0.2500	24,738 per 12,000 units	24,638 per 12,000 units	2017/06/29	200,000,000	2017/02/23
64753	SGA Societe Generale Acceptance N.V./SG Issuer	HSI R Bear CBBC Jun 2017 O	0.2500	24,788 per 10,000 units	24,588 per 10,000 units	2017/06/29	200,000,000	2017/02/23
64754	SGA Societe Generale Acceptance N.V./SG Issuer	HSI R Bear CBBC Jun 2017 P	0.2500	24,988 per 10,000 units	24,788 per 10,000 units	2017/06/29	200,000,000	2017/02/23
64805	SGA Societe Generale Acceptance N.V./SG Issuer	HSI R Bear CBBC Jun 2017 Q	0.2500	24,438 per 10,000 units	24,238 per 10,000 units	2017/06/29	200,000,000	2017/02/23
64807	SGA Societe Generale Acceptance N.V./SG Issuer	HSI R Bear CBBC Jun 2017 R	0.2500	25,188 per 10,000 units	25,088 per 10,000 units	2017/06/29	200,000,000	2017/02/23
64808	SGA Societe Generale Acceptance N.V./SG Issuer	HSI R Bear CBBC Jun 2017 S	0.2500	25,488 per 10,000 units	25,288 per 10,000 units	2017/06/29	200,000,000	2017/02/23
64809	SGA Societe Generale Acceptance N.V./SG Issuer	HSI R Bear CBBC Jun 2017 T	0.2500	25,638 per 12,000 units	25,538 per 12,000 units	2017/06/29	200,000,000	2017/02/23
64767	UBS AG	HKEX R Bull CBBC Oct 2017 D	0.2500	183.38 per 100 units	185.38 per 100 units	2017/10/30	50,000,000	2017/02/23
64769	UBS AG	HKEX R Bull CBBC Nov 2017 B	0.2500	190.38 per 100 units	192.38 per 100 units	2017/11/27	50,000,000	2017/02/23
64757	UBS AG	HSI R Bull CBBC Sep 2017 O	0.2500	23,750 per 10,000 units	23,950 per 10,000 units	2017/09/28	200,000,000	2017/02/23
64764	UBS AG	HSI R Bull CBBC Sep 2017 R	0.2500	23,600 per 10,000 units	23,800 per 10,000 units	2017/09/28	200,000,000	2017/02/23
64765	UBS AG	HSI R Bull CBBC Jan 2018 H	0.2500	23,907 per 12,000 units	24,107 per 12,000 units	2018/01/30	250,000,000	2017/02/23
64758	UBS AG	HSI R Bear CBBC May 2017 B	0.2500	24,250 per 10,000 units	24,050 per 10,000 units	2017/05/29	200,000,000	2017/02/23
64759	UBS AG	HSI R Bear CBBC May 2017 E	0.2500	24,950 per 10,000 units	24,750 per 10,000 units	2017/05/29	200,000,000	2017/02/23
64760	UBS AG	HSI R Bear CBBC May 2017 F	0.2500	25,500 per 12,000 units	25,300 per 12,000 units	2017/05/29	250,000,000	2017/02/23
64761	UBS AG	HSI R Bear CBBC Jun 2017 F	0.2500	25,900 per 12,000 units	25,700 per 12,000 units	2017/06/29	250,000,000	2017/02/23

Newly listed callable bull/bear contracts (continued)

Code	Issuer	Name of issue	Issue prices (HK\$)	Strike price (HKD)/Strike level per 10 units	Call price (HKD)/Call level per 10 units	Expiry date	No. of issue (units)	Listing date
64762	UBS AG	HSI R Bear CBBC Jul 2017 B	0.2500	27,000 per 12,000 units	26,800 per 12,000 units	2017/07/28	250,000,000	2017/02/23
64892	Credit Suisse AG	AIA R Bull CBBC Nov 2017 C	0.2500	45.28 per 100 units	45.88 per 100 units	2017/11/29	50,000,000	2017/02/24
64895	Credit Suisse AG	AIA R Bull CBBC Nov 2017 D	0.2500	46.68 per 100 units	47.28 per 100 units	2017/11/15	50,000,000	2017/02/24
64897	Credit Suisse AG	HSCEI R Bull CBBC Dec 2017 D	0.2500	10,058 per 10,000 units	10,158 per 10,000 units	2017/12/28	100,000,000	2017/02/24
64890	Credit Suisse AG	HSI R Bull CBBC Jan 2018 S	0.2500	23,850 per 10,000 units	24,050 per 10,000 units	2018/01/30	200,000,000	2017/02/24
64891	Credit Suisse AG	HSI R Bull CBBC Jan 2018 T	0.2500	23,700 per 12,000 units	23,900 per 12,000 units	2018/01/30	200,000,000	2017/02/24
64896	Credit Suisse AG	HSI R Bear CBBC May 2017 U	0.2500	24,250 per 12,000 units	24,050 per 12,000 units	2017/05/29	200,000,000	2017/02/24
64898	Goldman Sachs Structured Products (Asia) Ltd.	HSI R Bull CBBC Jan 2018 C	0.2500	23,800 per 10,000 units	23,900 per 10,000 units	2018/01/30	200,000,000	2017/02/24
64903	Goldman Sachs Structured Products (Asia) Ltd.	HSI R Bear CBBC May 2017 A	0.2500	26,000 per 10,000 units	25,800 per 10,000 units	2017/05/29	200,000,000	2017/02/24
64904	Goldman Sachs Structured Products (Asia) Ltd.	HSI R Bear CBBC May 2017 B	0.2500	26,200 per 10,000 units	26,000 per 10,000 units	2017/05/29	200,000,000	2017/02/24
64899	Goldman Sachs Structured Products (Asia) Ltd.	HSI R Bear CBBC May 2017 Y	0.2500	24,888 per 10,000 units	24,788 per 10,000 units	2017/05/29	200,000,000	2017/02/24
64902	Goldman Sachs Structured Products (Asia) Ltd.	HSI R Bear CBBC May 2017 Z	0.2500	25,800 per 10,000 units	25,600 per 10,000 units	2017/05/29	200,000,000	2017/02/24
64922	J.P. Morgan Structured Products B.V.	AIA R Bull CBBC Dec 2017 B	0.2500	46.08 per 100 units	46.88 per 100 units	2017/12/15	100,000,000	2017/02/24
64926	J.P. Morgan Structured Products B.V.	HSI R Bull CBBC Oct 2017 Q	0.2500	23,568 per 12,000 units	23,768 per 12,000 units	2017/10/30	200,000,000	2017/02/24
64919	J.P. Morgan Structured Products B.V.	HSI R Bull CBBC Nov 2017 I	0.2500	23,958 per 10,000 units	24,058 per 10,000 units	2017/11/29	200,000,000	2017/02/24
64925	J.P. Morgan Structured Products B.V.	HSI R Bear CBBC May 2017 M	0.2500	24,300 per 10,000 units	24,100 per 10,000 units	2017/05/29	200,000,000	2017/02/24
64920	J.P. Morgan Structured Products B.V.	Tencent R Bull CBBC Oct 2017 K	0.2500	206.88 per 100 units	208.88 per 100 units	2017/10/20	40,000,000	2017/02/24
64910	SGA Societe Generale Acceptance N.V./SG Issuer	AIA R Bull CBBC Dec 2017 A	0.2500	46.48 per 100 units	47.08 per 100 units	2017/12/28	100,000,000	2017/02/24
64914	SGA Societe Generale Acceptance N.V./SG Issuer	Geely Auto R Bull CBBC Nov 2017 D	0.2500	9.6800	9.8800	2017/11/29	40,000,000	2017/02/24
64915	SGA Societe Generale Acceptance N.V./SG Issuer	Geely Auto R Bull CBBC Dec 2017 A	0.2500	10.0800	10.2800	2017/12/28	40,000,000	2017/02/24
64912	SGA Societe Generale Acceptance N.V./SG Issuer	Geely Auto R Bear CBBC Aug 2017 B	0.2500	11.8800	11.6800	2017/08/30	40,000,000	2017/02/24
64913	SGA Societe Generale Acceptance N.V./SG Issuer	Geely Auto R Bear CBBC Sep 2017 A	0.2500	12.4800	12.2800	2017/09/28	40,000,000	2017/02/24
64908	SGA Societe Generale Acceptance N.V./SG Issuer	HSI R Bull CBBC Apr 2018 Y	0.2500	23,708 per 10,000 units	23,808 per 10,000 units	2018/04/27	200,000,000	2017/02/24
64906	SGA Societe Generale Acceptance N.V./SG Issuer	HSI R Bear CBBC Jun 2017 U	0.2500	24,188 per 10,000 units	24,088 per 10,000 units	2017/06/29	200,000,000	2017/02/24
64917	SGA Societe Generale Acceptance N.V./SG Issuer	Sands R Bear CBBC Feb 2018 C	0.2500	34.68 per 100 units	33.88 per 100 units	2018/02/27	100,000,000	2017/02/24
64873	UBS AG	CC Bank R Bull CBBC Oct 2017 A	0.2500	5.8800	5.9800	2017/10/23	40,000,000	2017/02/24
64859	UBS AG	HSBC R Bull CBBC Dec 2017 C	0.2500	65.48 per 100 units	66.98 per 100 units	2017/12/04	50,000,000	2017/02/24
64875	UBS AG	HSCEI R Bull CBBC Nov 2017 E	0.2500	10,138 per 10,000 units	10,238 per 10,000 units	2017/11/29	100,000,000	2017/02/24
64876	UBS AG	HSCEI R Bear CBBC May 2017 C	0.2500	11,438 per 10,000 units	11,338 per 10,000 units	2017/05/29	100,000,000	2017/02/24
64857	UBS AG	HSI R Bull CBBC Sep 2017 Z	0.2500	23,700 per 12,000 units	23,900 per 12,000 units	2017/09/28	250,000,000	2017/02/24
64856	UBS AG	HSI R Bull CBBC Jan 2018 I	0.2500	23,850 per 10,000 units	24,050 per 10,000 units	2018/01/30	200,000,000	2017/02/24
64858	UBS AG	HSI R Bull CBBC Jan 2018 J	0.2500	23,550 per 12,000 units	23,750 per 12,000 units	2018/01/30	250,000,000	2017/02/24
64878	UBS AG	HSI R Bear CBBC May 2017 A	0.2500	25,300 per 12,000 units	25,100 per 12,000 units	2017/05/29	250,000,000	2017/02/24
64885	UBS AG	HSI R Bear CBBC May 2017 D	0.2500	24,300 per 12,000 units	24,100 per 12,000 units	2017/05/29	250,000,000	2017/02/24
64877	UBS AG	HSI R Bear CBBC May 2017 H	0.2500	25,050 per 10,000 units	24,850 per 10,000 units	2017/05/29	200,000,000	2017/02/24
64882	UBS AG	HSI R Bear CBBC Jun 2017 G	0.2500	26,100 per 12,000 units	25,900 per 12,000 units	2017/06/29	250,000,000	2017/02/24
64872	UBS AG	Tencent R Bull CBBC Sep 2017 D	0.2500	206.98 per 100 units	208.98 per 100 units	2017/09/25	50,000,000	2017/02/24
64869	UBS AG	Tencent R Bull CBBC Oct 2017 C	0.2500	202.98 per 100 units	204.98 per 100 units	2017/10/30	50,000,000	2017/02/24
64929	BNP Paribas Issuance B.V.	HSI R Bear CBBC May 2017 Q	0.2500	24,400 per 10,000 units	24,200 per 10,000 units	2017/05/29	250,000,000	2017/02/27
64942	Credit Suisse AG	HSBC R Bull CBBC Mar 2018 A	0.2500	67.48 per 100 units	68.98 per 100 units	2018/03/23	50,000,000	2017/02/27
64941	Credit Suisse AG	HSI R Bull CBBC Jan 2018 U	0.2500	23,946 per 12,000 units	24,146 per 12,000 units	2018/01/30	200,000,000	2017/02/27
64940	Credit Suisse AG	HSI R Bear CBBC May 2017 V	0.2500	24,300 per 10,000 units	24,100 per 10,000 units	2017/05/29	200,000,000	2017/02/27
64951	Goldman Sachs Structured Products (Asia) Ltd.	HSI R Bull CBBC Jan 2018 D	0.2500	24,046 per 10,000 units	24,146 per 10,000 units	2018/01/30	200,000,000	2017/02/27

Newly listed callable bull/bear contracts (continued)

Code	Issuer	Name of issue	Issue prices (HK\$)	Strike price (HKD)/Strike level per 10 units	Call price (HKD)/Call level per 10 units	Expiry date	No. of issue (units)	Listing date
64927	Goldman Sachs Structured Products (Asia) Ltd.	HSI R Bear CBBC May 2017 C	0.2500	24,300 per 10,000 units	24,200 per 10,000 units	2017/05/29	200,000,000	2017/02/27
64948	Goldman Sachs Structured Products (Asia) Ltd.	HSI R Bear CBBC May 2017 D	0.2500	24,700 per 10,000 units	24,600 per 10,000 units	2017/05/29	200,000,000	2017/02/27
64936	Hongkong and Shanghai Banking Corporation Ltd., The	AIA R Bull CBBC Oct 2017 A	0.2500	46.68 per 100 units	47.28 per 100 units	2017/10/17	60,000,000	2017/02/27
64934	Hongkong and Shanghai Banking Corporation Ltd., The	AIA R Bear CBBC Mar 2018 A	0.2500	55.98 per 100 units	55.38 per 100 units	2018/03/05	40,000,000	2017/02/27
64937	Hongkong and Shanghai Banking Corporation Ltd., The	CUni R Bear CBBC Mar 2018 A	0.2500	10.5800	10.3800	2018/03/05	40,000,000	2017/02/27
64933	Hongkong and Shanghai Banking Corporation Ltd., The	HKEX R Bear CBBC Mar 2018 A	0.2500	211.88 per 100 units	209.88 per 100 units	2018/03/05	40,000,000	2017/02/27
64938	Hongkong and Shanghai Banking Corporation Ltd., The	HS H-SH ETF R Bull CBBC Mar 2018 A	0.2500	97.88 per 100 units	98.88 per 100 units	2018/03/05	50,000,000	2017/02/27
64939	Hongkong and Shanghai Banking Corporation Ltd., The	HS H-SH ETF R Bear CBBC Apr 2018 A	0.2500	119.88 per 100 units	118.88 per 100 units	2018/04/16	40,000,000	2017/02/27
64930	Hongkong and Shanghai Banking Corporation Ltd., The	Tencent R Bull CBBC Oct 2017 G	0.2500	210.88 per 100 units	212.88 per 100 units	2017/10/17	50,000,000	2017/02/27
64981	J.P. Morgan Structured Products B.V.	AIA R Bull CBBC Oct 2017 C	0.2500	48.08 per 100 units	48.88 per 100 units	2017/10/20	120,000,000	2017/02/27
64977	J.P. Morgan Structured Products B.V.	HSBC R Bull CBBC Jan 2018 D	0.2500	67.38 per 100 units	68.88 per 100 units	2018/01/19	100,000,000	2017/02/27
64978	J.P. Morgan Structured Products B.V.	HSBC R Bear CBBC Sep 2017 B	0.2500	79.58 per 100 units	78.08 per 100 units	2017/09/15	100,000,000	2017/02/27
64965	J.P. Morgan Structured Products B.V.	HSI R Bull CBBC Oct 2017 B	0.2500	24,046 per 10,000 units	24,146 per 10,000 units	2017/10/30	200,000,000	2017/02/27
64966	J.P. Morgan Structured Products B.V.	HSI R Bull CBBC Oct 2017 E	0.2500	23,700 per 10,000 units	23,900 per 10,000 units	2017/10/30	200,000,000	2017/02/27
64964	J.P. Morgan Structured Products B.V.	HSI R Bear CBBC May 2017 Q	0.2500	24,248 per 10,000 units	24,148 per 10,000 units	2017/05/29	200,000,000	2017/02/27
64967	J.P. Morgan Structured Products B.V.	HSI R Bear CBBC May 2017 W	0.2500	25,348 per 10,000 units	25,248 per 10,000 units	2017/05/29	200,000,000	2017/02/27
64972	J.P. Morgan Structured Products B.V.	HSI R Bear CBBC May 2017 X	0.2500	25,900 per 10,000 units	25,700 per 10,000 units	2017/05/29	200,000,000	2017/02/27
64974	J.P. Morgan Structured Products B.V.	HSI R Bear CBBC May 2017 Y	0.2500	25,548 per 10,000 units	25,448 per 10,000 units	2017/05/29	200,000,000	2017/02/27
64979	J.P. Morgan Structured Products B.V.	Tencent R Bull CBBC Dec 2017 N	0.2500	210.88 per 100 units	212.88 per 100 units	2017/12/15	40,000,000	2017/02/27
64963	SGA Societe Generale Acceptance N.V./SG Issuer	HSI R Bull CBBC May 2018 L	0.2500	23,908 per 10,000 units	24,108 per 10,000 units	2018/05/30	200,000,000	2017/02/27
64953	SGA Societe Generale Acceptance N.V./SG Issuer	HSI R Bear CBBC Jun 2017 V	0.2500	24,388 per 10,000 units	24,188 per 10,000 units	2017/06/29	200,000,000	2017/02/27
64956	SGA Societe Generale Acceptance N.V./SG Issuer	HSI R Bear CBBC Jun 2017 W	0.2500	24,488 per 12,000 units	24,288 per 12,000 units	2017/06/29	200,000,000	2017/02/27
64959	SGA Societe Generale Acceptance N.V./SG Issuer	HSI R Bear CBBC Jun 2017 X	0.2500	24,588 per 10,000 units	24,488 per 10,000 units	2017/06/29	200,000,000	2017/02/27
64961	SGA Societe Generale Acceptance N.V./SG Issuer	HSI R Bear CBBC Jun 2017 Y	0.2500	24,788 per 10,000 units	24,688 per 10,000 units	2017/06/29	200,000,000	2017/02/27
64962	SGA Societe Generale Acceptance N.V./SG Issuer	HSI R Bear CBBC Jul 2017 S	0.2500	24,838 per 12,000 units	24,738 per 12,000 units	2017/07/28	200,000,000	2017/02/27
64946	UBS AG	HSBC R Bear CBBC Jun 2017 A	0.2500	75.38 per 100 units	73.88 per 100 units	2017/06/12	40,000,000	2017/02/27
64945	UBS AG	HSI R Bull CBBC Dec 2017 D	0.2500	23,946 per 12,000 units	24,146 per 12,000 units	2017/12/28	250,000,000	2017/02/27
64944	UBS AG	HSI R Bear CBBC May 2017 M	0.2500	24,400 per 10,000 units	24,200 per 10,000 units	2017/05/29	200,000,000	2017/02/27
64943	UBS AG	HSI R Bear CBBC Jun 2017 H	0.2500	24,234 per 14,000 units	24,034 per 14,000 units	2017/06/29	300,000,000	2017/02/27
65005	BNP Paribas Issuance B.V.	HSI R Bear CBBC May 2017 R	0.2500	24,200 per 10,000 units	24,000 per 10,000 units	2017/05/29	250,000,000	2017/02/28
64995	Credit Suisse AG	Geely Auto R Bull CBBC Dec 2017 D	0.2500	10.36 per units	10.56 per units	2017/12/14	40,000,000	2017/02/28
64994	Credit Suisse AG	HSI R Bull CBBC Jan 2018 V	0.2500	23,981 per 12,000 units	24,181 per 12,000 units	2018/01/30	200,000,000	2017/02/28
64996	Credit Suisse AG	HSI R Bear CBBC May 2017 W	0.2500	24,164 per 12,000 units	23,964 per 12,000 units	2017/05/29	200,000,000	2017/02/28
64998	Credit Suisse AG	HSI R Bear CBBC Jul 2017 G	0.2500	24,308 per 15,000 units	24,088 per 15,000 units	2017/07/28	300,000,000	2017/02/28
65001	Goldman Sachs Structured Products (Asia) Ltd.	HSI R Bull CBBC Jan 2018 E	0.2500	23,750 per 10,000 units	23,950 per 10,000 units	2018/01/30	200,000,000	2017/02/28
65000	Goldman Sachs Structured Products (Asia) Ltd.	HSI R Bear CBBC May 2017 E	0.2500	24,500 per 10,000 units	24,400 per 10,000 units	2017/05/29	200,000,000	2017/02/28
65020	J.P. Morgan Structured Products B.V.	HSBC R Bear CBBC Sep 2017 C	0.2500	67.58 per units	66.08 per units	2017/09/15	100,000,000	2017/02/28
65021	J.P. Morgan Structured Products B.V.	HSBC R Bear CBBC Oct 2017 B	0.2500	70.58 per units	69.08 per units	2017/10/20	100,000,000	2017/02/28
65018	J.P. Morgan Structured Products B.V.	HSI R Bull CBBC Oct 2017 R	0.2500	24,081 per 10,000 units	24,181 per 10,000 units	2017/10/30	200,000,000	2017/02/28
65019	J.P. Morgan Structured Products B.V.	HSI R Bull CBBC Jan 2018 N	0.2500	23,858 per 10,000 units	23,958 per 10,000 units	2018/01/30	200,000,000	2017/02/28
65006	J.P. Morgan Structured Products B.V.	HSI R Bear CBBC May 2017 K	0.2500	24,400 per 10,000 units	24,200 per 10,000 units	2017/05/29	200,000,000	2017/02/28
65025	J.P. Morgan Structured Products B.V.	Tencent R Bear CBBC Nov 2017 K	0.2500	216.88 per units	214.08 per units	2017/11/17	40,000,000	2017/02/28
64982	SGA Societe Generale Acceptance N.V./SG Issuer	Geely Auto R Bear CBBC Aug 2017 C	0.2500	13.08 per units	12.88 per units	2017/08/30	40,000,000	2017/02/28

Newly listed callable bull/bear contracts (continued)

Code	Issuer	Name of issue	Issue prices (HK\$)	Strike price (HKD)/Strike level per 10 units	Call price (HKD)/Call level per 10 units	Expiry date	No. of issue (units)	Listing date
65062	SGA Societe Generale Acceptance N.V./SG Issuer	HSI R Bull CBBC Jul 2018 A	0.2500	23,758 per 10,000 units	23,958 per 10,000 units	2018/07/30	200,000,000	2017/02/28
65064	SGA Societe Generale Acceptance N.V./SG Issuer	HSI R Bull CBBC Aug 2018 A	0.2500	23,808 per 12,000 units	23,908 per 12,000 units	2018/08/30	200,000,000	2017/02/28
65048	SGA Societe Generale Acceptance N.V./SG Issuer	HSI R Bear CBBC Jul 2017 T	0.2500	24,188 per 10,000 units	23,988 per 10,000 units	2017/07/28	200,000,000	2017/02/28
65049	SGA Societe Generale Acceptance N.V./SG Issuer	HSI R Bear CBBC Jul 2017 U	0.2500	24,638 per 12,000 units	24,538 per 12,000 units	2017/07/28	200,000,000	2017/02/28
65054	SGA Societe Generale Acceptance N.V./SG Issuer	HSI R Bear CBBC Jul 2017 V	0.2500	25,038 per 12,000 units	24,938 per 12,000 units	2017/07/28	200,000,000	2017/02/28
65055	SGA Societe Generale Acceptance N.V./SG Issuer	HSI R Bear CBBC Jul 2017 W	0.2500	26,138 per 12,000 units	26,038 per 12,000 units	2017/07/28	200,000,000	2017/02/28
65056	SGA Societe Generale Acceptance N.V./SG Issuer	HSI R Bear CBBC Jul 2017 X	0.2900	26,788 per 10,000 units	26,688 per 10,000 units	2017/07/28	200,000,000	2017/02/28
65057	SGA Societe Generale Acceptance N.V./SG Issuer	HSI R Bear CBBC Aug 2017 D	0.2500	24,238 per 10,000 units	24,038 per 10,000 units	2017/08/30	200,000,000	2017/02/28
65058	SGA Societe Generale Acceptance N.V./SG Issuer	HSI R Bear CBBC Aug 2017 E	0.2500	24,938 per 12,000 units	24,838 per 12,000 units	2017/08/30	200,000,000	2017/02/28
65060	SGA Societe Generale Acceptance N.V./SG Issuer	HSI R Bear CBBC Aug 2017 F	0.2500	25,138 per 12,000 units	25,038 per 12,000 units	2017/08/30	200,000,000	2017/02/28
65061	SGA Societe Generale Acceptance N.V./SG Issuer	HSI R Bear CBBC Aug 2017 G	0.2500	26,438 per 12,000 units	26,338 per 12,000 units	2017/08/30	200,000,000	2017/02/28
64985	SGA Societe Generale Acceptance N.V./SG Issuer	Ping An R Bull CBBC Nov 2017 E	0.2500	40.48 per units	41.08 per units	2017/11/29	100,000,000	2017/02/28
64989	SGA Societe Generale Acceptance N.V./SG Issuer	Tencent R Bull CBBC Nov 2017 F	0.2500	202.58 per units	204.08 per units	2017/11/29	100,000,000	2017/02/28
64991	SGA Societe Generale Acceptance N.V./SG Issuer	Tencent R Bull CBBC Nov 2017 G	0.2500	208.58 per units	210.08 per units	2017/11/29	100,000,000	2017/02/28
64992	SGA Societe Generale Acceptance N.V./SG Issuer	Tencent R Bull CBBC Dec 2017 B	0.2500	205.58 per units	207.08 per units	2017/12/28	100,000,000	2017/02/28
65027	UBS AG	HSCEI R Bear CBBC Jun 2017 B	0.2500	11,788 per 10,000 units	11,688 per 10,000 units	2017/06/29	100,000,000	2017/02/28
65031	UBS AG	HSI R Bull CBBC Jan 2018 K	0.2500	23,981 per 12,000 units	24,181 per 12,000 units	2018/01/30	250,000,000	2017/02/28
65043	UBS AG	HSI R Bear CBBC May 2017 N	0.2500	24,164 per 12,000 units	23,964 per 12,000 units	2017/05/29	250,000,000	2017/02/28
65047	UBS AG	HSI R Bear CBBC May 2017 O	0.2500	24,350 per 12,000 units	24,150 per 12,000 units	2017/05/29	250,000,000	2017/02/28
65122	Credit Suisse AG	HSBC R Bear CBBC Sep 2017 B	0.2500	68.30 per 100 units	66.80 per 100 units	2017/09/28	50,000,000	2017/03/01
65114	Credit Suisse AG	HSI R Bull CBBC Jan 2018 W	0.2500	23,200 per 12,000 units	23,400 per 12,000 units	2018/01/30	200,000,000	2017/03/01
65119	Credit Suisse AG	HSI R Bull CBBC Jan 2018 X	0.2500	23,800 per 12,000 units	24,000 per 12,000 units	2018/01/30	200,000,000	2017/03/01
65125	Credit Suisse AG	HSI R Bull CBBC Jan 2018 Y	0.2500	24,001 per 10,000 units	24,201 per 10,000 units	2018/01/30	200,000,000	2017/03/01
65117	Credit Suisse AG	HSI R Bear CBBC Jun 2017 D	0.2500	24,400 per 10,000 units	24,200 per 10,000 units	2017/06/29	200,000,000	2017/03/01
65118	Credit Suisse AG	HSI R Bear CBBC Jun 2017 E	0.2500	24,700 per 10,000 units	24,500 per 10,000 units	2017/06/29	200,000,000	2017/03/01
65073	The Bank of East Asia, Ltd.	China Mobile R Bull CBBC Dec 2017 D	0.2500	82.78 per 100 units	84.28 per 100 units	2017/12/22	40,000,000	2017/03/01
65074	The Bank of East Asia, Ltd.	COVS R Bull CBBC Dec 2017 C	0.4000	22.2800	22.8800	2017/12/22	25,000,000	2017/03/01
65076	The Bank of East Asia, Ltd.	Sands China R Bull CBBC Dec 2017 A	0.6800	30.0800	30.8800	2017/12/22	15,000,000	2017/03/01
65077	Goldman Sachs Structured Products (Asia) Ltd.	HSI R Bull CBBC Jan 2018 G	0.2500	24,101 per 10,000 units	24,201 per 10,000 units	2018/01/30	200,000,000	2017/03/01
65084	Goldman Sachs Structured Products (Asia) Ltd.	HSI R Bull CBBC Jan 2018 H	0.2500	23,650 per 10,000 units	23,750 per 10,000 units	2018/01/30	200,000,000	2017/03/01
65071	Hongkong and Shanghai Banking Corporation Ltd., The	Sands China R Bear CBBC Dec 2017 C	0.2500	34.68 per 100 units	33.88 per 100 units	2017/12/08	40,000,000	2017/03/01
65065	Hongkong and Shanghai Banking Corporation Ltd., The	SHK Ppt R Bull CBBC Jan 2018 D	0.2500	105.38 per 100 units	106.88 per 100 units	2018/01/22	40,000,000	2017/03/01
65068	Hongkong and Shanghai Banking Corporation Ltd., The	SHK Ppt R Bear CBBC Jan 2018 A	0.2500	122.38 per 100 units	120.88 per 100 units	2018/01/22	40,000,000	2017/03/01
65112	J.P. Morgan Structured Products B.V.	COVS R Bull CBBC Dec 2017 B	0.2500	23.2800	23.8800	2017/12/15	40,000,000	2017/03/01
65102	J.P. Morgan Structured Products B.V.	HSI R Bull CBBC Feb 2018 P	0.2500	24,000 per 12,000 units	24,200 per 12,000 units	2018/02/27	200,000,000	2017/03/01
65098	J.P. Morgan Structured Products B.V.	HSI R Bear CBBC Jul 2017 H	0.2500	24,200 per 12,000 units	24,000 per 12,000 units	2017/07/28	200,000,000	2017/03/01
65109	J.P. Morgan Structured Products B.V.	HSI R Bear CBBC Jul 2017 I	0.2700	26,848 per 10,000 units	26,748 per 10,000 units	2017/07/28	200,000,000	2017/03/01
65110	J.P. Morgan Structured Products B.V.	HSI R Bear CBBC Jul 2017 J	0.2500	26,000 per 10,000 units	25,800 per 10,000 units	2017/07/28	200,000,000	2017/03/01
65113	J.P. Morgan Structured Products B.V.	Tencent R Bull CBBC Oct 2017 L	0.2500	212.88 per 100 units	214.88 per 100 units	2017/10/20	40,000,000	2017/03/01
65086	SGA Societe Generale Acceptance N.V./SG Issuer	CSA50 R Bull CBBC Nov 2017 A	0.2500	11.3800	11.4800	2017/11/29	40,000,000	2017/03/01
65075	SGA Societe Generale Acceptance N.V./SG Issuer	A50 R Bull CBBC Nov 2017 B	0.2500	11.1800	11.2800	2017/11/29	40,000,000	2017/03/01
65093	SGA Societe Generale Acceptance N.V./SG Issuer	HSI R Bull CBBC Jul 2018 B	0.2500	24,058 per 12,000 units	24,158 per 12,000 units	2018/07/30	200,000,000	2017/03/01
65097	SGA Societe Generale Acceptance N.V./SG Issuer	HSI R Bull CBBC Aug 2018 B	0.2500	23,858 per 10,000 units	24,058 per 10,000 units	2018/08/30	200,000,000	2017/03/01

Newly listed callable bull/bear contracts (continued)

Code	Issuer	Name of issue	Issue prices (HK\$)	Strike price (HKD)/Strike level per 10 units	Call price (HKD)/Call level per 10 units	Expiry date	No. of issue (units)	Listing date
65087	SGA Societe Generale Acceptance N.V./SG Issuer	HSI R Bear CBBC Jul 2017 Y	0.2500	24,338 per 12,000 units	24,238 per 12,000 units	2017/07/28	200,000,000	2017/03/01
65088	SGA Societe Generale Acceptance N.V./SG Issuer	HSI R Bear CBBC Jul 2017 Z	0.2500	25,338 per 12,000 units	25,238 per 12,000 units	2017/07/28	200,000,000	2017/03/01
65090	SGA Societe Generale Acceptance N.V./SG Issuer	HSI R Bear CBBC Aug 2017 H	0.2500	24,538 per 10,000 units	24,338 per 10,000 units	2017/08/30	200,000,000	2017/03/01
65091	SGA Societe Generale Acceptance N.V./SG Issuer	HSI R Bear CBBC Aug 2017 I	0.2500	25,488 per 10,000 units	25,388 per 10,000 units	2017/08/30	200,000,000	2017/03/01
65136	UBS AG	HSBC R Bull CBBC Dec 2017 D	0.2500	61.88 per 100 units	63.38 per 100 units	2017/12/11	50,000,000	2017/03/01
65137	UBS AG	HSI R Bull CBBC Nov 2017 L	0.2500	24,000 per 10,000 units	24,200 per 10,000 units	2017/11/29	200,000,000	2017/03/01
65135	UBS AG	HSI R Bull CBBC Dec 2017 E	0.2500	23,800 per 12,000 units	24,000 per 12,000 units	2017/12/28	250,000,000	2017/03/01
65126	UBS AG	HSI R Bear CBBC Jun 2017 I	0.2500	24,200 per 12,000 units	24,000 per 12,000 units	2017/06/29	250,000,000	2017/03/01
65132	UBS AG	HSI R Bear CBBC Jun 2017 J	0.2500	25,150 per 12,000 units	24,950 per 12,000 units	2017/06/29	250,000,000	2017/03/01
65134	UBS AG	HSI R Bear CBBC Jun 2017 K	0.2500	26,200 per 12,000 units	26,000 per 12,000 units	2017/06/29	250,000,000	2017/03/01
65138	BNP Paribas Issuance B.V.	HSI R Bull CBBC Nov 2017 O	0.2500	23,900 per 10,000 units	24,100 per 10,000 units	2017/11/29	250,000,000	2017/03/02
65141	BNP Paribas Issuance B.V.	HSI R Bull CBBC Dec 2017 E	0.2500	24,000 per 10,000 units	24,200 per 10,000 units	2017/12/28	250,000,000	2017/03/02
65143	BNP Paribas Issuance B.V.	HSI R Bear CBBC Feb 2018 A	0.2500	24,300 per 10,000 units	24,100 per 10,000 units	2018/02/27	250,000,000	2017/03/02
65144	BNP Paribas Issuance B.V.	HSI R Bear CBBC Feb 2018 B	0.2500	24,500 per 10,000 units	24,300 per 10,000 units	2018/02/27	250,000,000	2017/03/02
65148	BNP Paribas Issuance B.V.	HSI R Bear CBBC Feb 2018 C	0.2500	24,700 per 10,000 units	24,500 per 10,000 units	2018/02/27	250,000,000	2017/03/02
65151	BNP Paribas Issuance B.V.	HSI R Bear CBBC Feb 2018 D	0.2500	24,900 per 10,000 units	24,700 per 10,000 units	2018/02/27	250,000,000	2017/03/02
65156	BNP Paribas Issuance B.V.	HSI R Bear CBBC Feb 2018 E	0.2500	25,100 per 10,000 units	24,900 per 10,000 units	2018/02/27	250,000,000	2017/03/02
65157	BNP Paribas Issuance B.V.	HSI R Bear CBBC Feb 2018 F	0.2500	25,300 per 10,000 units	25,100 per 10,000 units	2018/02/27	250,000,000	2017/03/02
65158	BNP Paribas Issuance B.V.	HSI R Bear CBBC Feb 2018 G	0.2500	25,500 per 10,000 units	25,300 per 10,000 units	2018/02/27	250,000,000	2017/03/02
65159	BNP Paribas Issuance B.V.	HSI R Bear CBBC Feb 2018 H	0.2500	25,700 per 10,000 units	25,500 per 10,000 units	2018/02/27	250,000,000	2017/03/02
65165	Credit Suisse AG	HSI R Bull CBBC Jan 2018 Z	0.2500	23,900 per 10,000 units	24,100 per 10,000 units	2018/01/30	200,000,000	2017/03/02
65167	Credit Suisse AG	HSI R Bear CBBC Jun 2017 F	0.2500	24,350 per 12,000 units	24,150 per 12,000 units	2017/06/29	200,000,000	2017/03/02
65161	Goldman Sachs Structured Products (Asia) Ltd.	HSI R Bull CBBC Jan 2018 I	0.2500	23,900 per 10,000 units	24,000 per 10,000 units	2018/01/30	200,000,000	2017/03/02
65160	Goldman Sachs Structured Products (Asia) Ltd.	HSI R Bear CBBC Jun 2017 A	0.2500	24,200 per 10,000 units	24,100 per 10,000 units	2017/06/29	200,000,000	2017/03/02
65176	J.P. Morgan Structured Products B.V.	China Mobile R Bull CBBC Jan 2018 A	0.2500	83.38 per 100 units	84.88 per 100 units	2018/01/19	100,000,000	2017/03/02
65168	J.P. Morgan Structured Products B.V.	Galaxy Ent R Bull CBBC Nov 2017 F	0.2500	35.08 per 100 units	35.88 per 100 units	2017/11/17	150,000,000	2017/03/02
65171	J.P. Morgan Structured Products B.V.	HSI R Bull CBBC Feb 2018 Q	0.2500	23,900 per 10,000 units	24,100 per 10,000 units	2018/02/27	200,000,000	2017/03/02
65173	J.P. Morgan Structured Products B.V.	HSI R Bear CBBC Jul 2017 K	0.2700	25,648 per 10,000 units	25,548 per 10,000 units	2017/07/28	200,000,000	2017/03/02
65175	J.P. Morgan Structured Products B.V.	HSI R Bear CBBC Jul 2017 L	0.2500	26,300 per 10,000 units	26,100 per 10,000 units	2017/07/28	200,000,000	2017/03/02
65180	SGA Societe Generale Acceptance N.V./SG Issuer	HSI R Bull CBBC Jul 2018 C	0.2500	23,908 per 12,000 units	24,008 per 12,000 units	2018/07/30	200,000,000	2017/03/02
65178	SGA Societe Generale Acceptance N.V./SG Issuer	HSI R Bear CBBC Jul 2017 B	0.2500	24,238 per 12,000 units	24,138 per 12,000 units	2017/07/28	200,000,000	2017/03/02
65163	UBS AG	HSI R Bull CBBC Jan 2018 L	0.2500	23,900 per 12,000 units	24,100 per 12,000 units	2018/01/30	250,000,000	2017/03/02
65164	UBS AG	HSI R Bear CBBC Jun 2017 L	0.2500	24,287 per 10,000 units	24,087 per 10,000 units	2017/06/29	200,000,000	2017/03/02
65181	BNP Paribas Issuance B.V.	HSI R Bull CBBC May 2018 A	0.2500	23,800 per 10,000 units	24,000 per 10,000 units	2018/05/30	250,000,000	2017/03/03
65200	Credit Suisse AG	HSI R Bull CBBC Jan 2018 I	0.2500	23,850 per 12,000 units	24,050 per 12,000 units	2018/01/30	200,000,000	2017/03/03
65202	Credit Suisse AG	HSI R Bear CBBC Jun 2017 G	0.2500	24,200 per 10,000 units	24,000 per 10,000 units	2017/06/29	200,000,000	2017/03/03
65198	Goldman Sachs Structured Products (Asia) Ltd.	HSI R Bull CBBC Jan 2018 F	0.2500	23,400 per 10,000 units	23,500 per 10,000 units	2018/01/30	200,000,000	2017/03/03
65191	Goldman Sachs Structured Products (Asia) Ltd.	HSI R Bear CBBC Jun 2017 B	0.2500	25,200 per 10,000 units	25,000 per 10,000 units	2017/06/29	200,000,000	2017/03/03
65199	Goldman Sachs Structured Products (Asia) Ltd.	HSI R Bear CBBC Jun 2017 C	0.2500	25,400 per 10,000 units	25,200 per 10,000 units	2017/06/29	200,000,000	2017/03/03
65205	Goldman Sachs Structured Products (Asia) Ltd.	HSI R Bear CBBC Jun 2017 D	0.2500	24,066 per 10,000 units	23,966 per 10,000 units	2017/06/29	200,000,000	2017/03/03
65185	Hongkong and Shanghai Banking Corporation Ltd., The	China Mobile R Bear CBBC Jan 2018 A	0.2500	94.08 per 100 units	92.88 per 100 units	2018/01/15	40,000,000	2017/03/03
65186	Hongkong and Shanghai Banking Corporation Ltd., The	China Mobile R Bear CBBC Mar 2018 A	0.2500	99.08 per 100 units	97.88 per 100 units	2018/03/19	40,000,000	2017/03/03
65189	Hongkong and Shanghai Banking Corporation Ltd., The	HSI R Bear CBBC Oct 2017 H	0.2500	24,338 per 15,000 units	24,188 per 15,000 units	2017/10/30	100,000,000	2017/03/03

Newly listed callable bull/bear contracts (continued)

Code	Issuer	Name of issue	Issue prices (HK\$)	Strike price (HKD)/Strike level per 10 units	Call price (HKD)/Call level per 10 units	Expiry date	No. of issue (units)	Listing date
65190	Hongkong and Shanghai Banking Corporation Ltd., The	HSI R Bear CBBC Nov 2017 G	0.2500	24,888 per 10,000 units	24,688 per 10,000 units	2017/11/29	100,000,000	2017/03/03
65187	Hongkong and Shanghai Banking Corporation Ltd., The	SMIC R Bull CBBC Mar 2018 A	0.2500	9.0800	9.5800	2018/03/19	40,000,000	2017/03/03
65183	Hongkong and Shanghai Banking Corporation Ltd., The	Tencent R Bear CBBC Oct 2017 C	0.2500	217.88 per 100 units	215.88 per 100 units	2017/10/17	40,000,000	2017/03/03
65222	J.P. Morgan Structured Products B.V.	CUni R Bull CBBC Nov 2017 B	0.2500	9.2800	9.4800	2017/11/17	60,000,000	2017/03/03
65225	J.P. Morgan Structured Products B.V.	Galaxy Ent R Bull CBBC Jan 2018 B	0.2500	34.08 per 100 units	34.88 per 100 units	2018/01/19	150,000,000	2017/03/03
65211	J.P. Morgan Structured Products B.V.	HSI R Bull CBBC Feb 2018 R	0.2500	23,800 per 10,000 units	24,000 per 10,000 units	2018/02/27	200,000,000	2017/03/03
65214	J.P. Morgan Structured Products B.V.	HSI R Bear CBBC Jul 2017 M	0.2500	24,066 per 10,000 units	23,966 per 10,000 units	2017/07/28	200,000,000	2017/03/03
65217	J.P. Morgan Structured Products B.V.	HSI R Bear CBBC Jul 2017 N	0.2500	24,300 per 12,000 units	24,100 per 12,000 units	2017/07/28	200,000,000	2017/03/03
65233	SGA Societe Generale Acceptance N.V./SG Issuer	HSI R Bull CBBC Apr 2018 X	0.2500	23,658 per 10,000 units	23,858 per 10,000 units	2018/04/27	200,000,000	2017/03/03
65232	SGA Societe Generale Acceptance N.V./SG Issuer	HSI R Bear CBBC Jul 2017 C	0.2500	24,188 per 10,000 units	24,088 per 10,000 units	2017/07/28	200,000,000	2017/03/03
65226	UBS AG	HSI R Bull CBBC Jan 2018 M	0.2500	23,850 per 10,000 units	24,050 per 10,000 units	2018/01/30	200,000,000	2017/03/03
65231	UBS AG	HSI R Bear CBBC Jun 2017 M	0.2500	24,188 per 10,000 units	23,988 per 10,000 units	2017/06/29	200,000,000	2017/03/03
65234	BNP Paribas Issuance B.V.	HSI R Bull CBBC May 2018 B	0.2500	23,700 per 10,000 units	23,900 per 10,000 units	2018/05/30	250,000,000	2017/03/06
65238	BNP Paribas Issuance B.V.	HSI R Bear CBBC Feb 2018 I	0.2500	25,600 per 10,000 units	25,400 per 10,000 units	2018/02/27	250,000,000	2017/03/06
65292	Credit Suisse AG	HSI R Bull CBBC Jan 2018 M	0.2500	23,750 per 10,000 units	23,950 per 10,000 units	2018/01/30	200,000,000	2017/03/06
65286	Credit Suisse AG	HSI R Bear CBBC Jun 2017 H	0.2500	24,250 per 12,000 units	24,050 per 12,000 units	2017/06/29	200,000,000	2017/03/06
65293	Credit Suisse AG	HSI R Bear CBBC Jun 2017 I	0.2500	24,126 per 10,000 units	23,926 per 10,000 units	2017/06/29	200,000,000	2017/03/06
65259	Goldman Sachs Structured Products (Asia) Ltd.	HSI R Bull CBBC Feb 2018 C	0.2500	23,800 per 10,000 units	23,900 per 10,000 units	2018/02/27	200,000,000	2017/03/06
65321	Goldman Sachs Structured Products (Asia) Ltd.	HSI R Bear CBBC Jun 2017 E	0.2500	24,100 per 10,000 units	24,000 per 10,000 units	2017/06/29	200,000,000	2017/03/06
65324	Goldman Sachs Structured Products (Asia) Ltd.	HSI R Bear CBBC Jun 2017 F	0.2500	24,026 per 10,000 units	23,926 per 10,000 units	2017/06/29	200,000,000	2017/03/06
65253	Hongkong and Shanghai Banking Corporation Ltd., The	CNOOC R Bull CBBC Mar 2018 A	0.2500	8.3800	8.5800	2018/03/26	50,000,000	2017/03/06
65258	Hongkong and Shanghai Banking Corporation Ltd., The	HKEX R Bear CBBC Mar 2018 B	0.2500	203.88 per 100 units	201.88 per 100 units	2018/03/05	40,000,000	2017/03/06
65254	Hongkong and Shanghai Banking Corporation Ltd., The	HSI R Bear CBBC Nov 2017 H	0.2500	24,238 per 15,000 units	24,088 per 15,000 units	2017/11/29	100,000,000	2017/03/06
65257	Hongkong and Shanghai Banking Corporation Ltd., The	Sands China R Bull CBBC Mar 2018 C	0.2500	25.18 per 100 units	25.98 per 100 units	2018/03/26	80,000,000	2017/03/06
65252	Haitong International Securities Co. Ltd.	BOCL R Bull CBBC Feb 2018 A	0.2580	3.5800	3.6800	2018/02/28	60,000,000	2017/03/06
65251	Haitong International Securities Co. Ltd.	China Mobile R Bull CBBC Feb 2018 A	0.2570	81.60 per 100 units	82.80 per 100 units	2018/02/27	40,000,000	2017/03/06
65241	Haitong International Securities Co. Ltd.	CC Bank R Bull CBBC Feb 2018 A	0.2510	5.8800	5.9800	2018/02/22	60,000,000	2017/03/06
65243	Haitong International Securities Co. Ltd.	CKH R Bull CBBC Feb 2018 A	0.2520	88.38 per 100 units	89.88 per 100 units	2018/02/23	40,000,000	2017/03/06
65250	Haitong International Securities Co. Ltd.	SHK Ppt R Bull CBBC Feb 2018 A	0.2550	107.38 per 100 units	108.88 per 100 units	2018/02/26	40,000,000	2017/03/06
65240	Haitong International Securities Co. Ltd.	Tencent R Bull CBBC Feb 2018 A	0.2510	201.80 per 100 units	203.80 per 100 units	2018/02/21	40,000,000	2017/03/06
65299	J.P. Morgan Structured Products B.V.	CNOOC R Bull CBBC Jan 2018 A	0.2500	8.2800	8.4800	2018/01/19	100,000,000	2017/03/06
65297	J.P. Morgan Structured Products B.V.	HKEX R Bear CBBC Dec 2017 A	0.2500	204.08 per 100 units	202.08 per 100 units	2017/12/15	40,000,000	2017/03/06
65294	J.P. Morgan Structured Products B.V.	HSI R Bull CBBC Jan 2018 O	0.2500	23,700 per 10,000 units	23,900 per 10,000 units	2018/01/30	200,000,000	2017/03/06
65300	J.P. Morgan Structured Products B.V.	HSI R Bear CBBC Jul 2017 O	0.2500	24,026 per 10,000 units	23,926 per 10,000 units	2017/07/28	200,000,000	2017/03/06
65319	SGA Societe Generale Acceptance N.V./SG Issuer	HSI R Bull CBBC Apr 2018 V	0.2500	23,708 per 12,000 units	23,908 per 12,000 units	2018/04/27	200,000,000	2017/03/06
65280	SGA Societe Generale Acceptance N.V./SG Issuer	HSI R Bull CBBC Jul 2018 D	0.2500	22,800 per 20,000 units	23,000 per 20,000 units	2018/07/30	200,000,000	2017/03/06
65281	SGA Societe Generale Acceptance N.V./SG Issuer	HSI R Bull CBBC Jul 2018 E	0.2500	23,200 per 20,000 units	23,400 per 20,000 units	2018/07/30	200,000,000	2017/03/06
65283	SGA Societe Generale Acceptance N.V./SG Issuer	HSI R Bull CBBC Jul 2018 F	0.2500	23,600 per 20,000 units	23,800 per 20,000 units	2018/07/30	200,000,000	2017/03/06
65320	SGA Societe Generale Acceptance N.V./SG Issuer	HSI R Bull CBBC Jul 2018 G	0.2500	23,608 per 12,000 units	23,808 per 12,000 units	2018/07/30	200,000,000	2017/03/06
65317	SGA Societe Generale Acceptance N.V./SG Issuer	HSI R Bear CBBC Jul 2017 D	0.2500	24,038 per 12,000 units	23,938 per 12,000 units	2017/07/28	200,000,000	2017/03/06
65318	SGA Societe Generale Acceptance N.V./SG Issuer	HSI R Bear CBBC Aug 2017 J	0.2500	24,088 per 12,000 units	23,988 per 12,000 units	2017/08/30	200,000,000	2017/03/06
65262	SGA Societe Generale Acceptance N.V./SG Issuer	HSI R Bear CBBC Sep 2017 A	0.2500	24,200 per 20,000 units	24,000 per 20,000 units	2017/09/28	200,000,000	2017/03/06
65265	SGA Societe Generale Acceptance N.V./SG Issuer	HSI R Bear CBBC Sep 2017 B	0.2500	25,000 per 20,000 units	24,800 per 20,000 units	2017/09/28	200,000,000	2017/03/06

Newly listed callable bull/bear contracts (continued)

Code	Issuer	Name of issue	Issue prices (HK\$)	Strike price (HKD)/Strike level per 10 units	Call price (HKD)/Call level per 10 units	Expiry date	No. of issue (units)	Listing date
65276	SGA Societe Generale Acceptance N.V./SG Issuer	HSI R Bear CBBC Oct 2017 A	0.2500	24,600 per 20,000 units	24,400 per 20,000 units	2017/10/30	200,000,000	2017/03/06
65301	UBS AG	HSI R Bull CBBC Oct 2017 J	0.2500	23,600 per 10,000 units	23,700 per 10,000 units	2017/10/30	200,000,000	2017/03/06
65304	UBS AG	HSI R Bull CBBC Dec 2017 S	0.2500	23,188 per 10,000 units	23,288 per 10,000 units	2017/12/28	200,000,000	2017/03/06
65312	UBS AG	HSI R Bull CBBC Jan 2018 N	0.2500	23,784 per 10,000 units	23,984 per 10,000 units	2018/01/30	200,000,000	2017/03/06
65305	UBS AG	HSI R Bear CBBC Jun 2017 N	0.2500	24,650 per 10,000 units	24,550 per 10,000 units	2017/06/29	200,000,000	2017/03/06
65306	UBS AG	HSI R Bear CBBC Jun 2017 O	0.2500	25,150 per 10,000 units	25,050 per 10,000 units	2017/06/29	200,000,000	2017/03/06
65315	UBS AG	HSI R Bear CBBC Jun 2017 P	0.2500	24,126 per 10,000 units	23,926 per 10,000 units	2017/06/29	200,000,000	2017/03/06
65334	BNP Paribas Issuance B.V.	HSI R Bull CBBC May 2018 C	0.2500	23,600 per 10,000 units	23,800 per 10,000 units	2018/05/30	250,000,000	2017/03/07
65327	BNP Paribas Issuance B.V.	HSI R Bear CBBC Feb 2018 J	0.2500	24,200 per 10,000 units	24,000 per 10,000 units	2018/02/27	250,000,000	2017/03/07
65403	BNP Paribas Issuance B.V.	HSI R Bear CBBC Feb 2018 K	0.2500	24,000 per 10,000 units	23,800 per 10,000 units	2018/02/27	250,000,000	2017/03/07
65405	BNP Paribas Issuance B.V.	HSI R Bear CBBC Feb 2018 L	0.2500	24,100 per 10,000 units	23,900 per 10,000 units	2018/02/27	250,000,000	2017/03/07
65348	Credit Suisse AG	HKEX R Bear CBBC Dec 2017 A	0.2500	201.78 per 100 units	199.78 per 100 units	2017/12/14	50,000,000	2017/03/07
65344	Credit Suisse AG	HSI R Bull CBBC Jan 2018 R	0.2500	23,700 per 12,000 units	23,900 per 12,000 units	2018/01/30	200,000,000	2017/03/07
65350	Credit Suisse AG	HSI R Bull CBBC Jan 2018 S	0.2500	23,550 per 10,000 units	23,750 per 10,000 units	2018/01/30	200,000,000	2017/03/07
65351	Credit Suisse AG	HSI R Bear CBBC Jun 2017 J	0.2500	24,150 per 12,000 units	23,950 per 12,000 units	2017/06/29	200,000,000	2017/03/07
65364	Credit Suisse AG	HSI R Bear CBBC Jun 2017 K	0.2500	23,941 per 12,000 units	23,741 per 12,000 units	2017/06/29	200,000,000	2017/03/07
65347	Credit Suisse AG	Tencent R Bear CBBC Nov 2017 C	0.2500	215.68 per 100 units	213.68 per 100 units	2017/11/24	50,000,000	2017/03/07
65335	The Bank of East Asia, Ltd.	CKH R Bull CBBC Nov 2017 B	0.2500	90.38 per 100 units	91.88 per 100 units	2017/11/30	40,000,000	2017/03/07
65340	The Bank of East Asia, Ltd.	HKEX R Bull CBBC Nov 2017 C	0.2500	178.88 per 100 units	180.88 per 100 units	2017/11/30	40,000,000	2017/03/07
65338	The Bank of East Asia, Ltd.	Tencent R Bull CBBC Nov 2017 B	0.2500	199.88 per 100 units	201.88 per 100 units	2017/11/30	40,000,000	2017/03/07
65343	Goldman Sachs Structured Products (Asia) Ltd.	HSI R Bull CBBC Feb 2018 D	0.2500	23,600 per 10,000 units	23,800 per 10,000 units	2018/02/27	200,000,000	2017/03/07
65390	Goldman Sachs Structured Products (Asia) Ltd.	HSI R Bear CBBC Jun 2017 G	0.2500	23,841 per 10,000 units	23,741 per 10,000 units	2017/06/29	200,000,000	2017/03/07
65330	Hongkong and Shanghai Banking Corporation Ltd., The	CKH R Bull CBBC Mar 2018 A	0.2500	88.88 per 100 units	90.38 per 100 units	2018/03/12	40,000,000	2017/03/07
65332	Hongkong and Shanghai Banking Corporation Ltd., The	Geely Auto R Bear CBBC Mar 2018 C	0.2500	11.2800	11.0800	2018/03/12	40,000,000	2017/03/07
65329	Hongkong and Shanghai Banking Corporation Ltd., The	HSCEI R Bear CBBC Dec 2017 E	0.2500	10,588 per 10,000 units	10,488 per 10,000 units	2017/12/28	50,000,000	2017/03/07
65328	Hongkong and Shanghai Banking Corporation Ltd., The	HSI R Bear CBBC Dec 2017 F	0.2500	24,138 per 15,000 units	23,988 per 15,000 units	2017/12/28	100,000,000	2017/03/07
65331	Hongkong and Shanghai Banking Corporation Ltd., The	Tencent R Bear CBBC Mar 2018 A	0.3000	232.88 per 100 units	230.88 per 100 units	2018/03/12	40,000,000	2017/03/07
65375	J.P. Morgan Structured Products B.V.	HKEX R Bear CBBC Dec 2017 B	0.2500	200.08 per 100 units	198.08 per 100 units	2017/12/15	40,000,000	2017/03/07
65365	J.P. Morgan Structured Products B.V.	HSI R Bull CBBC Nov 2017 I	0.2500	23,758 per 10,000 units	23,858 per 10,000 units	2017/11/29	200,000,000	2017/03/07
65377	J.P. Morgan Structured Products B.V.	HSI R Bear CBBC Jul 2017 P	0.2500	23,841 per 10,000 units	23,741 per 10,000 units	2017/07/28	200,000,000	2017/03/07
65380	J.P. Morgan Structured Products B.V.	HSI R Bear CBBC Jul 2017 Q	0.2500	24,148 per 10,000 units	24,048 per 10,000 units	2017/07/28	200,000,000	2017/03/07
65376	J.P. Morgan Structured Products B.V.	Tencent R Bear CBBC Dec 2017 C	0.2500	212.88 per 100 units	210.08 per 100 units	2017/12/15	40,000,000	2017/03/07
65398	SGA Societe Generale Acceptance N.V./SG Issuer	HSI R Bull CBBC Apr 2018 S	0.2500	23,608 per 12,000 units	23,708 per 12,000 units	2018/04/27	200,000,000	2017/03/07
65402	SGA Societe Generale Acceptance N.V./SG Issuer	HSI R Bull CBBC Jul 2018 H	0.2500	23,558 per 10,000 units	23,658 per 10,000 units	2018/07/30	200,000,000	2017/03/07
65391	SGA Societe Generale Acceptance N.V./SG Issuer	HSI R Bear CBBC Jul 2017 E	0.2500	23,888 per 10,000 units	23,788 per 10,000 units	2017/07/28	200,000,000	2017/03/07
65392	SGA Societe Generale Acceptance N.V./SG Issuer	HSI R Bear CBBC Aug 2017 K	0.2500	23,938 per 12,000 units	23,838 per 12,000 units	2017/08/30	200,000,000	2017/03/07
65382	UBS AG	HSI R Bull CBBC Dec 2017 P	0.2500	23,725 per 12,000 units	23,925 per 12,000 units	2017/12/28	250,000,000	2017/03/07
65383	UBS AG	HSI R Bull CBBC Jan 2018 O	0.2500	23,600 per 10,000 units	23,800 per 10,000 units	2018/01/30	200,000,000	2017/03/07
65385	UBS AG	HSI R Bear CBBC Jun 2017 Q	0.2500	23,941 per 12,000 units	23,741 per 12,000 units	2017/06/29	250,000,000	2017/03/07
65388	UBS AG	HSI R Bear CBBC Jun 2017 R	0.2500	24,100 per 12,000 units	23,900 per 12,000 units	2017/06/29	250,000,000	2017/03/07
65423	Credit Suisse AG	Galaxy Ent R Bull CBBC Dec 2017 D	0.2500	35.28 per 100 units	36.08 per 100 units	2017/12/14	50,000,000	2017/03/08
65420	Credit Suisse AG	HSI R Bull CBBC Jan 2018 N	0.2500	23,588 per 12,000 units	23,788 per 12,000 units	2018/01/30	200,000,000	2017/03/08
65419	Credit Suisse AG	HSI R Bear CBBC Jun 2017 L	0.2500	24,050 per 12,000 units	23,850 per 12,000 units	2017/06/29	200,000,000	2017/03/08

Newly listed callable bull/bear contracts (continued)

Code	Issuer	Name of issue	Issue prices (HK\$)	Strike price (HKD)/Strike level per 10 units	Call price (HKD)/Call level per 10 units	Expiry date	No. of issue (units)	Listing date
65425	Goldman Sachs Structured Products (Asia) Ltd.	HSI R Bull CBBC Feb 2018 E	0.2500	23,650 per 10,000 units	23,750 per 10,000 units	2018/02/27	200,000,000	2017/03/08
65426	Goldman Sachs Structured Products (Asia) Ltd.	HSI R Bear CBBC Jun 2017 H	0.2500	24,050 per 10,000 units	23,850 per 10,000 units	2017/06/29	200,000,000	2017/03/08
65418	Hongkong and Shanghai Banking Corporation Ltd., The	AIA R Bear CBBC Mar 2018 B	0.2500	51.28 per 100 units	50.68 per 100 units	2018/03/19	40,000,000	2017/03/08
65415	Hongkong and Shanghai Banking Corporation Ltd., The	CNOOC R Bear CBBC Mar 2018 A	0.2500	9.8800	9.6800	2018/03/19	40,000,000	2017/03/08
65416	Hongkong and Shanghai Banking Corporation Ltd., The	Galaxy Ent R Bull CBBC Feb 2018 A	0.2500	35.58 per 100 units	36.38 per 100 units	2018/02/12	80,000,000	2017/03/08
65408	Hongkong and Shanghai Banking Corporation Ltd., The	HKEX R Bear CBBC Mar 2018 C	0.2500	199.88 per 100 units	197.88 per 100 units	2018/03/19	40,000,000	2017/03/08
65407	Hongkong and Shanghai Banking Corporation Ltd., The	HSI R Bear CBBC Oct 2017 I	0.2500	24,038 per 15,000 units	23,888 per 15,000 units	2017/10/30	100,000,000	2017/03/08
65414	Hongkong and Shanghai Banking Corporation Ltd., The	Tencent R Bear CBBC Mar 2018 B	0.2500	212.88 per 100 units	210.88 per 100 units	2018/03/19	40,000,000	2017/03/08
65435	J.P. Morgan Structured Products B.V.	HSI R Bull CBBC Apr 2018 C	0.2500	23,658 per 10,000 units	23,758 per 10,000 units	2018/04/27	200,000,000	2017/03/08
65434	J.P. Morgan Structured Products B.V.	HSI R Bear CBBC Jul 2017 R	0.2500	24,000 per 10,000 units	23,800 per 10,000 units	2017/07/28	200,000,000	2017/03/08
65433	SGA Societe Generale Acceptance N.V./SG Issuer	HSI R Bull CBBC Aug 2018 C	0.2500	23,658 per 10,000 units	23,758 per 10,000 units	2018/08/30	200,000,000	2017/03/08
65432	SGA Societe Generale Acceptance N.V./SG Issuer	HSI R Bear CBBC Aug 2017 L	0.2500	23,988 per 10,000 units	23,888 per 10,000 units	2017/08/30	200,000,000	2017/03/08
65428	UBS AG	HSI R Bull CBBC Jan 2018 P	0.2500	23,550 per 12,000 units	23,750 per 12,000 units	2018/01/30	250,000,000	2017/03/08
65427	UBS AG	HSI R Bear CBBC Jun 2017 S	0.2500	24,000 per 10,000 units	23,800 per 10,000 units	2017/06/29	200,000,000	2017/03/08
65429	UBS AG	HSI R Bear CBBC Jun 2017 T	0.2500	24,300 per 12,000 units	24,100 per 12,000 units	2017/06/29	250,000,000	2017/03/08
65473	BNP Paribas Issuance B.V.	HSI R Bull CBBC May 2018 D	0.2500	23,500 per 10,000 units	23,700 per 10,000 units	2018/05/30	250,000,000	2017/03/09
65466	Credit Suisse AG	HSI R Bull CBBC Jan 2018 Q	0.2500	23,650 per 10,000 units	23,850 per 10,000 units	2018/01/30	200,000,000	2017/03/09
65467	Credit Suisse AG	HSI R Bull CBBC Jan 2018 T	0.2500	23,500 per 12,000 units	23,700 per 12,000 units	2018/01/30	200,000,000	2017/03/09
65468	Credit Suisse AG	HSI R Bear CBBC Jun 2017 M	0.2500	23,929 per 10,000 units	23,729 per 10,000 units	2017/06/29	200,000,000	2017/03/09
65470	Credit Suisse AG	HSI R Bear CBBC Aug 2017 E	0.2500	24,108 per 15,000 units	23,888 per 15,000 units	2017/08/30	300,000,000	2017/03/09
65478	The Bank of East Asia, Ltd.	AIA R Bull CBBC Nov 2017 C	0.2500	46.08 per 100 units	46.88 per 100 units	2017/11/27	40,000,000	2017/03/09
65475	The Bank of East Asia, Ltd.	Galaxy Ent R Bull CBBC Nov 2017 A	0.5600	35.4800	36.2800	2017/11/27	18,000,000	2017/03/09
65471	Goldman Sachs Structured Products (Asia) Ltd.	HSI R Bull CBBC Jan 2018 J	0.2500	23,600 per 10,000 units	23,700 per 10,000 units	2018/01/30	200,000,000	2017/03/09
65472	Goldman Sachs Structured Products (Asia) Ltd.	HSI R Bear CBBC Jun 2017 I	0.2500	23,900 per 10,000 units	23,800 per 10,000 units	2017/06/29	200,000,000	2017/03/09
65459	Hongkong and Shanghai Banking Corporation Ltd., The	Galaxy Ent R Bull CBBC Mar 2018 A	0.2500	37.58 per 100 units	38.38 per 100 units	2018/03/12	80,000,000	2017/03/09
65457	Hongkong and Shanghai Banking Corporation Ltd., The	HKEX R Bull CBBC Mar 2018 B	0.2500	189.88 per 100 units	191.88 per 100 units	2018/03/12	50,000,000	2017/03/09
65450	Hongkong and Shanghai Banking Corporation Ltd., The	HSI R Bull CBBC Oct 2017 P	0.2500	23,648 per 15,000 units	23,798 per 15,000 units	2017/10/30	100,000,000	2017/03/09
65460	Hongkong and Shanghai Banking Corporation Ltd., The	Sands China R Bull CBBC Mar 2018 D	0.2500	32.08 per 100 units	32.88 per 100 units	2018/03/12	80,000,000	2017/03/09
65453	Hongkong and Shanghai Banking Corporation Ltd., The	Tencent R Bull CBBC Mar 2018 C	0.2500	204.88 per 100 units	206.88 per 100 units	2018/03/19	50,000,000	2017/03/09
65456	Hongkong and Shanghai Banking Corporation Ltd., The	Tencent R Bull CBBC Mar 2018 D	0.2500	206.88 per 100 units	208.88 per 100 units	2018/03/12	50,000,000	2017/03/09
65490	J.P. Morgan Structured Products B.V.	Galaxy Ent R Bull CBBC Dec 2017 G	0.2500	36.08 per 100 units	36.88 per 100 units	2017/12/15	150,000,000	2017/03/09
65491	J.P. Morgan Structured Products B.V.	HSBC R Bull CBBC Dec 2017 F	0.2500	61.38 per 100 units	62.88 per 100 units	2017/12/15	100,000,000	2017/03/09
65483	J.P. Morgan Structured Products B.V.	HSI R Bull CBBC Feb 2018 S	0.2500	23,600 per 10,000 units	23,800 per 10,000 units	2018/02/27	200,000,000	2017/03/09
65481	J.P. Morgan Structured Products B.V.	HSI R Bear CBBC Jul 2017 S	0.2500	23,948 per 10,000 units	23,848 per 10,000 units	2017/07/28	200,000,000	2017/03/09
65463	SGA Societe Generale Acceptance N.V./SG Issuer	Galaxy R Bull CBBC Dec 2017 A	0.2500	35.48 per 100 units	36.08 per 100 units	2017/12/28	100,000,000	2017/03/09
65461	SGA Societe Generale Acceptance N.V./SG Issuer	Galaxy R Bear CBBC Sep 2017 D	0.2500	48.68 per 100 units	47.88 per 100 units	2017/09/28	100,000,000	2017/03/09
65464	SGA Societe Generale Acceptance N.V./SG Issuer	HKEX R Bear CBBC Aug 2017 D	0.2500	204.88 per 100 units	202.88 per 100 units	2017/08/30	100,000,000	2017/03/09
65503	SGA Societe Generale Acceptance N.V./SG Issuer	HSI R Bull CBBC May 2018 M	0.2500	23,408 per 12,000 units	23,608 per 12,000 units	2018/05/30	200,000,000	2017/03/09
65444	SGA Societe Generale Acceptance N.V./SG Issuer	HSI R Bull CBBC Aug 2018 D	0.2500	22,400 per 20,000 units	22,600 per 20,000 units	2018/08/30	200,000,000	2017/03/09
65446	SGA Societe Generale Acceptance N.V./SG Issuer	HSI R Bull CBBC Oct 2018 A	0.2500	21,600 per 20,000 units	21,800 per 20,000 units	2018/10/30	200,000,000	2017/03/09
65449	SGA Societe Generale Acceptance N.V./SG Issuer	HSI R Bull CBBC Oct 2018 B	0.2500	22,000 per 20,000 units	22,200 per 20,000 units	2018/10/30	200,000,000	2017/03/09
65500	SGA Societe Generale Acceptance N.V./SG Issuer	HSI R Bear CBBC Jul 2017 F	0.2500	23,838 per 12,000 units	23,738 per 12,000 units	2017/07/28	200,000,000	2017/03/09
65502	SGA Societe Generale Acceptance N.V./SG Issuer	HSI R Bear CBBC Aug 2017 M	0.2500	24,138 per 12,000 units	24,038 per 12,000 units	2017/08/30	200,000,000	2017/03/09

Newly listed callable bull/bear contracts (continued)

Code	Issuer	Name of issue	Issue prices (HK\$)	Strike price (HKD)/Strike level per 10 units	Call price (HKD)/Call level per 10 units	Expiry date	No. of issue (units)	Listing date
65436	SGA Societe Generale Acceptance N.V./SG Issuer	HSI R Bear CBBC Oct 2017 B	0.2500	25,400 per 20,000 units	25,200 per 20,000 units	2017/10/30	200,000,000	2017/03/09
65438	SGA Societe Generale Acceptance N.V./SG Issuer	HSI R Bear CBBC Oct 2017 C	0.2500	26,200 per 20,000 units	26,000 per 20,000 units	2017/10/30	200,000,000	2017/03/09
65443	SGA Societe Generale Acceptance N.V./SG Issuer	HSI R Bear CBBC Nov 2017 A	0.2500	25,800 per 20,000 units	25,600 per 20,000 units	2017/11/29	200,000,000	2017/03/09
65465	SGA Societe Generale Acceptance N.V./SG Issuer	Sands R Bull CBBC Mar 2018 A	0.2500	31.28 per 100 units	32.08 per 100 units	2018/03/28	100,000,000	2017/03/09
65497	UBS AG	HSCEI R Bear CBBC Jun 2017 C	0.2500	10,688 per 10,000 units	10,588 per 10,000 units	2017/06/29	100,000,000	2017/03/09
65495	UBS AG	HSI R Bull CBBC Sep 2017 A	0.2500	23,662 per 12,000 units	23,862 per 12,000 units	2017/09/28	250,000,000	2017/03/09
65492	UBS AG	HSI R Bear CBBC Jun 2017 U	0.2500	24,050 per 12,000 units	23,850 per 12,000 units	2017/06/29	250,000,000	2017/03/09
65493	UBS AG	HSI R Bear CBBC Jun 2017 V	0.2500	24,200 per 12,000 units	24,000 per 12,000 units	2017/06/29	250,000,000	2017/03/09
65498	UBS AG	HSI R Bear CBBC Jun 2017 W	0.2500	23,929 per 12,000 units	23,729 per 12,000 units	2017/06/29	250,000,000	2017/03/09
65508	BNP Paribas Issuance B.V.	HSCEI R Bull CBBC Dec 2017 G	0.2500	10,100 per 10,000 units	10,200 per 10,000 units	2017/12/28	100,000,000	2017/03/10
65505	BNP Paribas Issuance B.V.	HSI R Bull CBBC May 2018 E	0.2500	23,400 per 10,000 units	23,600 per 10,000 units	2018/05/30	250,000,000	2017/03/10
65529	BNP Paribas Issuance B.V.	HSI R Bear CBBC Feb 2018 M	0.2500	23,900 per 10,000 units	23,700 per 10,000 units	2018/02/27	250,000,000	2017/03/10
65530	BNP Paribas Issuance B.V.	HSI R Bear CBBC Feb 2018 N	0.2500	23,800 per 10,000 units	23,600 per 10,000 units	2018/02/27	250,000,000	2017/03/10
65546	Credit Suisse AG	BOCL R Bull CBBC Nov 2017 B	0.2500	3.3500	3.4300	2017/11/23	50,000,000	2017/03/10
65543	Credit Suisse AG	CCB R Bull CBBC Dec 2017 C	0.2500	5.4000	5.5000	2017/12/28	50,000,000	2017/03/10
65535	Credit Suisse AG	HSI R Bull CBBC Jan 2018 U	0.2500	23,450 per 10,000 units	23,650 per 10,000 units	2018/01/30	200,000,000	2017/03/10
65537	Credit Suisse AG	HSI R Bear CBBC Jun 2017 N	0.2500	23,900 per 12,000 units	23,700 per 12,000 units	2017/06/29	200,000,000	2017/03/10
65547	Credit Suisse AG	HSI R Bear CBBC Jun 2017 O	0.2500	23,753 per 12,000 units	23,553 per 12,000 units	2017/06/29	200,000,000	2017/03/10
65544	Credit Suisse AG	ICBC R Bull CBBC Dec 2017 C	0.2500	4.3000	4.4000	2017/12/06	50,000,000	2017/03/10
65518	Goldman Sachs Structured Products (Asia) Ltd.	HSI R Bull CBBC Jan 2018 K	0.2500	23,500 per 10,000 units	23,600 per 10,000 units	2018/01/30	200,000,000	2017/03/10
65548	Goldman Sachs Structured Products (Asia) Ltd.	HSI R Bear CBBC Jun 2017 J	0.2500	23,900 per 10,000 units	23,700 per 10,000 units	2017/06/29	200,000,000	2017/03/10
65549	Goldman Sachs Structured Products (Asia) Ltd.	HSI R Bear CBBC Jun 2017 K	0.2500	23,653 per 10,000 units	23,553 per 10,000 units	2017/06/29	200,000,000	2017/03/10
65527	Hongkong and Shanghai Banking Corporation Ltd., The	Galaxy Ent R Bear CBBC Jan 2018 D	0.2500	41.68 per 100 units	40.88 per 100 units	2018/01/08	40,000,000	2017/03/10
65526	Hongkong and Shanghai Banking Corporation Ltd., The	HSCEI R Bear CBBC Sep 2017 B	0.2500	10,388 per 10,000 units	10,288 per 10,000 units	2017/09/28	60,000,000	2017/03/10
65524	Hongkong and Shanghai Banking Corporation Ltd., The	HSI R Bear CBBC Sep 2017 F	0.2500	23,838 per 15,000 units	23,688 per 15,000 units	2017/09/28	100,000,000	2017/03/10
65519	Hongkong and Shanghai Banking Corporation Ltd., The	HSI R Bear CBBC Oct 2017 J	0.2500	23,938 per 15,000 units	23,788 per 15,000 units	2017/10/30	100,000,000	2017/03/10
65528	Hongkong and Shanghai Banking Corporation Ltd., The	Tencent R Bull CBBC Jan 2018 H	0.2500	202.88 per 100 units	204.88 per 100 units	2018/01/08	50,000,000	2017/03/10
65555	J.P. Morgan Structured Products B.V.	Sinopec Corp R Bull CBBC Jan 2018 A	0.2500	5.1300	5.2800	2018/01/19	100,000,000	2017/03/10
65553	J.P. Morgan Structured Products B.V.	HKEX R Bear CBBC Jan 2018 A	0.2500	196.08 per 100 units	194.08 per 100 units	2018/01/19	40,000,000	2017/03/10
65550	J.P. Morgan Structured Products B.V.	HSI R Bull CBBC Feb 2018 T	0.2500	23,500 per 10,000 units	23,700 per 10,000 units	2018/02/27	200,000,000	2017/03/10
65558	J.P. Morgan Structured Products B.V.	HSI R Bear CBBC Jul 2017 T	0.2500	23,653 per 10,000 units	23,553 per 10,000 units	2017/07/28	200,000,000	2017/03/10
65559	J.P. Morgan Structured Products B.V.	HSI R Bear CBBC Jul 2017 U	0.2500	23,900 per 12,000 units	23,700 per 12,000 units	2017/07/28	200,000,000	2017/03/10
65560	J.P. Morgan Structured Products B.V.	HSI R Bear CBBC Jul 2017 V	0.2500	24,200 per 10,000 units	24,000 per 10,000 units	2017/07/28	200,000,000	2017/03/10
65556	J.P. Morgan Structured Products B.V.	Sands China R Bull CBBC Dec 2017 C	0.2500	31.08 per 100 units	31.88 per 100 units	2017/12/15	150,000,000	2017/03/10
65564	SGA Societe Generale Acceptance N.V./SG Issuer	HSI R Bull CBBC Jul 2018 I	0.2500	23,408 per 12,000 units	23,508 per 12,000 units	2018/07/30	200,000,000	2017/03/10
65566	SGA Societe Generale Acceptance N.V./SG Issuer	HSI R Bull CBBC Aug 2018 E	0.2500	23,258 per 10,000 units	23,458 per 10,000 units	2018/08/30	200,000,000	2017/03/10
65562	SGA Societe Generale Acceptance N.V./SG Issuer	HSI R Bear CBBC Jul 2017 G	0.2500	23,688 per 10,000 units	23,588 per 10,000 units	2017/07/28	200,000,000	2017/03/10
65563	SGA Societe Generale Acceptance N.V./SG Issuer	HSI R Bear CBBC Aug 2017 N	0.2500	23,738 per 12,000 units	23,638 per 12,000 units	2017/08/30	200,000,000	2017/03/10
65569	UBS AG	HSI R Bull CBBC Sep 2017 O	0.2500	23,528 per 14,000 units	23,728 per 14,000 units	2017/09/28	300,000,000	2017/03/10
65574	UBS AG	HSI R Bull CBBC Jan 2018 Q	0.2500	23,400 per 12,000 units	23,600 per 12,000 units	2018/01/30	250,000,000	2017/03/10
65582	UBS AG	HSI R Bear CBBC Jun 2017 X	0.2500	23,753 per 12,000 units	23,553 per 12,000 units	2017/06/29	250,000,000	2017/03/10
65583	UBS AG	HSI R Bear CBBC Jun 2017 Y	0.2500	23,900 per 10,000 units	23,700 per 10,000 units	2017/06/29	200,000,000	2017/03/10
65604	Credit Suisse AG	Geely Auto R Bear CBBC Nov 2017 C	0.2500	11.2000	10.9000	2017/11/16	50,000,000	2017/03/13

Newly listed callable bull/bear contracts (continued)

Code	Issuer	Name of issue	Issue prices (HK\$)	Strike price (HKD)/Strike level per 10 units	Call price (HKD)/Call level per 10 units	Expiry date	No. of issue (units)	Listing date
65599	Credit Suisse AG	HSI R Bull CBBC Jan 2018 P	0.2500	23,350 per 12,000 units	23,550 per 12,000 units	2018/01/30	200,000,000	2017/03/13
65602	Credit Suisse AG	HSI R Bear CBBC Jun 2017 P	0.2500	24,000 per 10,000 units	23,800 per 10,000 units	2017/06/29	200,000,000	2017/03/13
65603	Credit Suisse AG	HSI R Bear CBBC Jun 2017 Q	0.2500	23,800 per 10,000 units	23,600 per 10,000 units	2017/06/29	200,000,000	2017/03/13
65605	Credit Suisse AG	Tencent R Bull CBBC Dec 2017 D	0.2500	203.28 per 100 units	205.28 per 100 units	2017/12/13	50,000,000	2017/03/13
65595	Goldman Sachs Structured Products (Asia) Ltd.	HSI R Bull CBBC Jan 2018 L	0.2500	23,440 per 10,000 units	23,640 per 10,000 units	2018/01/30	200,000,000	2017/03/13
65598	Goldman Sachs Structured Products (Asia) Ltd.	HSI R Bear CBBC Jul 2017 I	0.2500	23,750 per 10,000 units	23,650 per 10,000 units	2017/07/28	200,000,000	2017/03/13
65590	Hongkong and Shanghai Banking Corporation Ltd., The	China Shenhua R Bull CBBC Jul 2018 A	0.4000	12.7800	13.2800	2018/07/31	40,000,000	2017/03/13
65593	Hongkong and Shanghai Banking Corporation Ltd., The	HSI R Bull CBBC Oct 2017 Q	0.2500	23,448 per 10,000 units	23,598 per 10,000 units	2017/10/30	100,000,000	2017/03/13
65637	J.P. Morgan Structured Products B.V.	CNOOC R Bull CBBC Feb 2018 A	0.2500	7.9800	8.1800	2018/02/15	80,000,000	2017/03/13
65636	J.P. Morgan Structured Products B.V.	Geely Auto R Bear CBBC Dec 2017 A	0.2500	11.3800	11.0800	2017/12/15	40,000,000	2017/03/13
65631	J.P. Morgan Structured Products B.V.	HSI R Bull CBBC Jan 2018 P	0.2500	23,400 per 12,000 units	23,600 per 12,000 units	2018/01/30	200,000,000	2017/03/13
65627	J.P. Morgan Structured Products B.V.	HSI R Bear CBBC Jul 2017 W	0.2500	23,800 per 10,000 units	23,600 per 10,000 units	2017/07/28	200,000,000	2017/03/13
65629	J.P. Morgan Structured Products B.V.	HSI R Bear CBBC Jul 2017 X	0.2500	24,100 per 12,000 units	23,900 per 12,000 units	2017/07/28	200,000,000	2017/03/13
65638	J.P. Morgan Structured Products B.V.	PetCh R Bull CBBC Jan 2018 A	0.2500	4.8800	5.0800	2018/01/19	100,000,000	2017/03/13
65635	J.P. Morgan Structured Products B.V.	Tencent R Bull CBBC Nov 2017 O	0.2500	202.88 per 100 units	204.88 per 100 units	2017/11/17	40,000,000	2017/03/13
65622	SGA Societe Generale Acceptance N.V./SG Issuer	HSI R Bull CBBC Aug 2018 F	0.2500	23,458 per 10,000 units	23,558 per 10,000 units	2018/08/30	200,000,000	2017/03/13
65619	SGA Societe Generale Acceptance N.V./SG Issuer	HSI R Bear CBBC Aug 2017 O	0.2500	23,788 per 10,000 units	23,688 per 10,000 units	2017/08/30	200,000,000	2017/03/13
65610	UBS AG	HSI R Bull CBBC Oct 2017 J	0.2500	23,440 per 10,000 units	23,640 per 10,000 units	2017/10/30	200,000,000	2017/03/13
65606	UBS AG	HSI R Bear CBBC Jul 2017 C	0.2500	23,800 per 10,000 units	23,600 per 10,000 units	2017/07/28	200,000,000	2017/03/13
65647	Credit Suisse AG	HSI R Bull CBBC Jan 2018 V	0.2500	23,400 per 10,000 units	23,600 per 10,000 units	2018/01/30	200,000,000	2017/03/14
65646	Credit Suisse AG	HSI R Bear CBBC Jul 2017 H	0.2500	23,850 per 10,000 units	23,650 per 10,000 units	2017/07/28	200,000,000	2017/03/14
65661	Credit Suisse AG	SMIC R Bull CBBC Jan 2018 A	0.2500	9.4800	9.9800	2018/01/11	40,000,000	2017/03/14
65662	Credit Suisse AG	Tencent R Bull CBBC Jan 2018 A	0.2500	207.28 per 100 units	209.28 per 100 units	2018/01/05	50,000,000	2017/03/14
65663	Credit Suisse AG	Tencent R Bear CBBC Nov 2017 D	0.2500	231 per 100 units	229 per 100 units	2017/11/08	50,000,000	2017/03/14
65664	Goldman Sachs Structured Products (Asia) Ltd.	HSI R Bear CBBC Jun 2017 L	0.2500	24,500 per 10,000 units	24,300 per 10,000 units	2017/06/29	200,000,000	2017/03/14
65669	J.P. Morgan Structured Products B.V.	COVS R Bull CBBC Jan 2018 A	0.2500	22.2600	23.2800	2018/01/19	40,000,000	2017/03/14
65667	J.P. Morgan Structured Products B.V.	HSI R Bull CBBC Mar 2018 A	0.2500	23,558 per 10,000 units	23,658 per 10,000 units	2018/03/28	200,000,000	2017/03/14
65670	J.P. Morgan Structured Products B.V.	Tencent R Bull CBBC Dec 2017 O	0.2500	204.88 per 100 units	206.88 per 100 units	2017/12/15	40,000,000	2017/03/14
65644	SGA Societe Generale Acceptance N.V./SG Issuer	CSA50 R Bull CBBC Feb 2018 B	0.2500	10.1800	10.2800	2018/02/27	40,000,000	2017/03/14
65639	SGA Societe Generale Acceptance N.V./SG Issuer	HKEX R Bear CBBC Sep 2017 C	0.2500	200.88 per 100 units	198.88 per 100 units	2017/09/28	100,000,000	2017/03/14
65666	SGA Societe Generale Acceptance N.V./SG Issuer	HSI R Bull CBBC Jul 2018 J	0.2500	23,558 per 12,000 units	23,658 per 12,000 units	2018/07/30	200,000,000	2017/03/14
65665	SGA Societe Generale Acceptance N.V./SG Issuer	HSI R Bear CBBC Jul 2017 H	0.2500	23,988 per 12,000 units	23,788 per 12,000 units	2017/07/28	200,000,000	2017/03/14
65641	SGA Societe Generale Acceptance N.V./SG Issuer	Tencent R Bear CBBC Oct 2017 A	0.2500	217.88 per 100 units	215.88 per 100 units	2017/10/30	100,000,000	2017/03/14
65672	UBS AG	HSI R Bull CBBC Nov 2017 L	0.2500	23,494 per 12,000 units	23,694 per 12,000 units	2017/11/29	250,000,000	2017/03/14
65674	UBS AG	HSI R Bull CBBC Dec 2017 D	0.2500	23,350 per 12,000 units	23,550 per 12,000 units	2017/12/28	250,000,000	2017/03/14
65671	UBS AG	HSI R Bear CBBC Jun 2017 Z	0.2500	23,850 per 12,000 units	23,650 per 12,000 units	2017/06/29	250,000,000	2017/03/14
65680	BNP Paribas Issuance B.V.	HSI R Bear CBBC Feb 2018 O	0.2500	24,000 per 10,000 units	23,800 per 10,000 units	2018/02/27	250,000,000	2017/03/15
65702	Credit Suisse AG	Geely Auto R Bull CBBC Dec 2017 E	0.2500	10.4800	10.6800	2017/12/07	50,000,000	2017/03/15
65705	Credit Suisse AG	HSBC R Bull CBBC Dec 2017 G	0.2500	58.48 per 100 units	59.98 per 100 units	2017/12/05	50,000,000	2017/03/15
65704	Credit Suisse AG	HSBC R Bull CBBC Jan 2018 A	0.2500	60.48 per 100 units	61.98 per 100 units	2018/01/11	50,000,000	2017/03/15
65701	Credit Suisse AG	HSI R Bull CBBC Jan 2018 O	0.2500	23,599 per 12,000 units	23,799 per 12,000 units	2018/01/30	200,000,000	2017/03/15
65700	Credit Suisse AG	HSI R Bear CBBC Jun 2017 R	0.2500	23,950 per 12,000 units	23,750 per 12,000 units	2017/06/29	200,000,000	2017/03/15
65703	Credit Suisse AG	Sands China R Bull CBBC Jan 2018 A	0.2500	31.88 per 100 units	32.68 per 100 units	2018/01/12	50,000,000	2017/03/15

Newly listed callable bull/bear contracts (continued)

Code	Issuer	Name of issue	Issue prices (HK\$)	Strike price (HKD)/Strike level per 10 units	Call price (HKD)/Call level per 10 units	Expiry date	No. of issue (units)	Listing date
65710	Credit Suisse AG	Tencent R Bull CBBC Dec 2017 E	0.2500	205.28 per 100 units	207.28 per 100 units	2017/12/20	50,000,000	2017/03/15
65717	Goldman Sachs Structured Products (Asia) Ltd.	HSI R Bull CBBC Jan 2018 M	0.2500	23,682 per 10,000 units	23,782 per 10,000 units	2018/01/30	200,000,000	2017/03/15
65693	Hongkong and Shanghai Banking Corporation Ltd., The	Geely Auto R Bull CBBC Jan 2018 C	0.2500	10.6800	10.8800	2018/01/15	40,000,000	2017/03/15
65699	Hongkong and Shanghai Banking Corporation Ltd., The	Geely Auto R Bear CBBC Mar 2018 D	0.3000	13.6800	13.4800	2018/03/26	40,000,000	2017/03/15
65692	Hongkong and Shanghai Banking Corporation Ltd., The	Tencent R Bull CBBC Jan 2018 I	0.2500	208.88 per 100 units	210.88 per 100 units	2018/01/15	50,000,000	2017/03/15
65683	Haitong International Securities Co. Ltd.	Sinopec Corp R Bull CBBC Mar 2018 A	0.2500	5.4300	5.5800	2018/03/08	40,000,000	2017/03/15
65686	Haitong International Securities Co. Ltd.	China Shenhua R Bull CBBC Mar 2018 A	0.2500	15.0800	15.5800	2018/03/06	40,000,000	2017/03/15
65682	Haitong International Securities Co. Ltd.	Galaxy Ent R Bull CBBC May 2018 A	0.2500	35.88 per 100 units	36.28 per 100 units	2018/05/03	60,000,000	2017/03/15
65685	Haitong International Securities Co. Ltd.	PetCh R Bull CBBC Mar 2018 A	0.2500	5.3800	5.5800	2018/03/07	40,000,000	2017/03/15
65687	Haitong International Securities Co. Ltd.	Ping An R Bull CBBC Mar 2018 A	0.2500	39.38 per 100 units	39.98 per 100 units	2018/03/05	60,000,000	2017/03/15
65681	Haitong International Securities Co. Ltd.	Sands China R Bull CBBC Mar 2018 A	0.2500	31.20 per 100 units	32 per 100 units	2018/03/09	60,000,000	2017/03/15
65726	J.P. Morgan Structured Products B.V.	Geely Auto R Bull CBBC Jan 2018 B	0.2500	10.5800	10.8800	2018/01/19	60,000,000	2017/03/15
65724	J.P. Morgan Structured Products B.V.	HSI R Bull CBBC Jan 2018 X	0.2500	23,458 per 10,000 units	23,558 per 10,000 units	2018/01/30	200,000,000	2017/03/15
65728	J.P. Morgan Structured Products B.V.	HSI R Bull CBBC Feb 2018 U	0.2500	23,658 per 10,000 units	23,758 per 10,000 units	2018/02/27	200,000,000	2017/03/15
65722	J.P. Morgan Structured Products B.V.	HSI R Bear CBBC Jun 2017 B	0.2500	23,848 per 10,000 units	23,748 per 10,000 units	2017/06/29	200,000,000	2017/03/15
65727	J.P. Morgan Structured Products B.V.	Tencent R Bull CBBC Jan 2018 C	0.2500	206.88 per 100 units	208.88 per 100 units	2018/01/19	40,000,000	2017/03/15
65688	Macquarie Bank Ltd.	HSI R Bull CBBC Mar 2018 A	0.2500	22,888 per 10,000 units	23,088 per 10,000 units	2018/03/28	40,000,000	2017/03/15
65689	Macquarie Bank Ltd.	HSI R Bull CBBC Mar 2018 B	0.2500	22,600 per 10,000 units	22,800 per 10,000 units	2018/03/28	40,000,000	2017/03/15
65691	Macquarie Bank Ltd.	HSI R Bull CBBC Mar 2018 C	0.2500	22,400 per 10,000 units	22,600 per 10,000 units	2018/03/28	40,000,000	2017/03/15
65735	SGA Societe Generale Acceptance N.V./SG Issuer	HSI R Bull CBBC Jul 2018 K	0.2500	23,658 per 12,000 units	23,758 per 12,000 units	2018/07/30	200,000,000	2017/03/15
65738	SGA Societe Generale Acceptance N.V./SG Issuer	HSI R Bull CBBC Aug 2018 G	0.2500	23,508 per 10,000 units	23,708 per 10,000 units	2018/08/30	200,000,000	2017/03/15
65730	SGA Societe Generale Acceptance N.V./SG Issuer	HSI R Bear CBBC Jul 2017 J	0.2500	24,038 per 10,000 units	23,838 per 10,000 units	2017/07/28	200,000,000	2017/03/15
65715	UBS AG	HSI R Bull CBBC Jan 2018 R	0.2500	23,599 per 10,000 units	23,799 per 10,000 units	2018/01/30	200,000,000	2017/03/15
65712	UBS AG	HSI R Bear CBBC Jun 2017 C	0.2500	23,882 per 14,000 units	23,682 per 14,000 units	2017/06/29	300,000,000	2017/03/15
65713	UBS AG	HSI R Bear CBBC Jun 2017 H	0.2500	24,000 per 12,000 units	23,800 per 12,000 units	2017/06/29	250,000,000	2017/03/15
65740	BNP Paribas Issuance B.V.	HSI R Bull CBBC Aug 2018 A	0.2500	23,500 per 10,000 units	23,700 per 10,000 units	2018/08/30	250,000,000	2017/03/16
65741	BNP Paribas Issuance B.V.	HSI R Bull CBBC Aug 2018 B	0.2500	23,300 per 10,000 units	23,500 per 10,000 units	2018/08/30	250,000,000	2017/03/16
65798	Credit Suisse AG	CNOOC R Bull CBBC Jan 2018 A	0.2500	8.0500	8.2500	2018/01/11	50,000,000	2017/03/16
65797	Credit Suisse AG	CNOOC R Bull CBBC Feb 2018 A	0.2500	7.7500	7.9500	2018/02/22	50,000,000	2017/03/16
65799	Credit Suisse AG	CNOOC R Bull CBBC Mar 2018 A	0.2500	8.3500	8.5500	2018/03/14	50,000,000	2017/03/16
65791	Credit Suisse AG	HSI R Bull CBBC Jan 2018 X	0.2500	23,300 per 10,000 units	23,500 per 10,000 units	2018/01/30	200,000,000	2017/03/16
65794	Credit Suisse AG	HSI R Bull CBBC Jan 2018 Y	0.2500	23,500 per 12,000 units	23,700 per 12,000 units	2018/01/30	200,000,000	2017/03/16
65827	Credit Suisse AG	HSI R Bear CBBC Jun 2017 S	0.2500	23,702 per 10,000 units	23,502 per 10,000 units	2017/06/29	200,000,000	2017/03/16
65822	Credit Suisse AG	Tencent R Bull CBBC Dec 2017 F	0.2500	195.28 per 100 units	197.28 per 100 units	2017/12/14	50,000,000	2017/03/16
65819	Credit Suisse AG	Tencent R Bull CBBC Jan 2018 B	0.2500	201 per 100 units	203 per 100 units	2018/01/10	50,000,000	2017/03/16
65788	The Bank of East Asia, Ltd.	China Shenhua R Bull CBBC Dec 2017 A	0.3500	14.3800	14.8800	2017/12/20	30,000,000	2017/03/16
65786	The Bank of East Asia, Ltd.	Geely Auto R Bull CBBC Dec 2017 B	0.2500	10.0800	10.2800	2017/12/20	40,000,000	2017/03/16
65782	The Bank of East Asia, Ltd.	Tencent R Bull CBBC Dec 2017 F	0.2500	202.28 per 100 units	204.28 per 100 units	2017/12/20	40,000,000	2017/03/16
65781	Goldman Sachs Structured Products (Asia) Ltd.	HSI R Bull CBBC Feb 2018 F	0.2500	23,400 per 10,000 units	23,500 per 10,000 units	2018/02/27	200,000,000	2017/03/16
65835	Goldman Sachs Structured Products (Asia) Ltd.	HSI R Bear CBBC Jun 2017 M	0.2500	23,602 per 10,000 units	23,502 per 10,000 units	2017/06/29	200,000,000	2017/03/16
65836	Goldman Sachs Structured Products (Asia) Ltd.	HSI R Bear CBBC Jun 2017 N	0.2500	23,850 per 10,000 units	23,750 per 10,000 units	2017/06/29	200,000,000	2017/03/16
65765	Hongkong and Shanghai Banking Corporation Ltd., The	HSI R Bear CBBC Oct 2017 K	0.2500	23,738 per 15,000 units	23,588 per 15,000 units	2017/10/30	100,000,000	2017/03/16
65851	J.P. Morgan Structured Products B.V.	CNOOC R Bull CBBC Mar 2018 A	0.2500	7.6800	7.8800	2018/03/16	80,000,000	2017/03/16

Newly listed callable bull/bear contracts (continued)

Code	Issuer	Name of issue	Issue prices (HK\$)	Strike price (HKD)/Strike level per 10 units	Call price (HKD)/Call level per 10 units	Expiry date	No. of issue (units)	Listing date
65852	J.P. Morgan Structured Products B.V.	HSCEI R Bear CBBC Dec 2017 A	0.2500	11,600 per 10,000 units	11,500 per 10,000 units	2017/12/28	100,000,000	2017/03/16
65850	J.P. Morgan Structured Products B.V.	HSI R Bull CBBC Nov 2017 R	0.2500	23,300 per 10,000 units	23,500 per 10,000 units	2017/11/29	200,000,000	2017/03/16
65854	J.P. Morgan Structured Products B.V.	HSI R Bear CBBC Jun 2017 C	0.2500	23,600 per 10,000 units	23,502 per 10,000 units	2017/06/29	200,000,000	2017/03/16
65855	J.P. Morgan Structured Products B.V.	HSI R Bear CBBC Jun 2017 D	0.2500	24,000 per 10,000 units	23,800 per 10,000 units	2017/06/29	200,000,000	2017/03/16
65771	Macquarie Bank Ltd.	Tencent R Bull CBBC Oct 2017 A	0.2500	198.88 per 100 units	200.88 per 100 units	2017/10/30	40,000,000	2017/03/16
65780	Macquarie Bank Ltd.	Tencent R Bear CBBC Oct 2017 A	0.2500	220.88 per 100 units	218.88 per 100 units	2017/10/30	40,000,000	2017/03/16
65841	SGA Societe Generale Acceptance N.V./SG Issuer	HSI R Bull CBBC Jul 2018 L	0.2500	23,358 per 12,000 units	23,458 per 12,000 units	2018/07/30	200,000,000	2017/03/16
65843	SGA Societe Generale Acceptance N.V./SG Issuer	HSI R Bull CBBC Aug 2018 H	0.2500	23,308 per 12,000 units	23,408 per 12,000 units	2018/08/30	200,000,000	2017/03/16
65838	SGA Societe Generale Acceptance N.V./SG Issuer	HSI R Bear CBBC Jul 2017 K	0.2500	23,638 per 12,000 units	23,538 per 12,000 units	2017/07/28	200,000,000	2017/03/16
65840	SGA Societe Generale Acceptance N.V./SG Issuer	HSI R Bear CBBC Aug 2017 P	0.2500	23,838 per 10,000 units	23,638 per 10,000 units	2017/08/30	200,000,000	2017/03/16
65845	UBS AG	HSI R Bull CBBC Sep 2017 R	0.2500	23,300 per 10,000 units	23,500 per 10,000 units	2017/09/28	200,000,000	2017/03/16
65844	UBS AG	HSI R Bull CBBC Sep 2017 Z	0.2500	23,582 per 12,000 units	23,782 per 12,000 units	2017/09/28	250,000,000	2017/03/16
65847	UBS AG	HSI R Bear CBBC Jun 2017 I	0.2500	23,702 per 12,000 units	23,502 per 12,000 units	2017/06/29	250,000,000	2017/03/16
65857	BNP Paribas Issuance B.V.	HSI R Bear CBBC Feb 2018 P	0.2500	23,800 per 10,000 units	23,600 per 10,000 units	2018/02/27	250,000,000	2017/03/17
65858	BNP Paribas Issuance B.V.	HSI R Bear CBBC Feb 2018 Q	0.2500	23,700 per 10,000 units	23,500 per 10,000 units	2018/02/27	250,000,000	2017/03/17
65872	Credit Suisse AG	AIA R Bull CBBC Dec 2017 A	0.2500	48.78 per 100 units	49.38 per 100 units	2017/12/14	50,000,000	2017/03/17
65871	Credit Suisse AG	China Shenhua R Bull CBBC Dec 2017 C	0.2500	13.4800	13.9800	2017/12/08	50,000,000	2017/03/17
65873	Credit Suisse AG	Geely Auto R Bull CBBC Jan 2018 A	0.2500	11.0800	11.3800	2018/01/12	50,000,000	2017/03/17
65875	Credit Suisse AG	Geely Auto R Bear CBBC Nov 2017 D	0.2800	14.4800	14.1800	2017/11/23	50,000,000	2017/03/17
65863	Credit Suisse AG	HSI R Bull CBBC Jan 2018 K	0.2500	23,250 per 10,000 units	23,450 per 10,000 units	2018/01/30	200,000,000	2017/03/17
65869	Credit Suisse AG	HSI R Bear CBBC Jun 2017 T	0.2500	23,750 per 12,000 units	23,550 per 12,000 units	2017/06/29	200,000,000	2017/03/17
65893	Goldman Sachs Structured Products (Asia) Ltd.	HSI R Bull CBBC Jan 2018 N	0.2500	23,450 per 10,000 units	23,550 per 10,000 units	2018/01/30	200,000,000	2017/03/17
65897	Goldman Sachs Structured Products (Asia) Ltd.	HSI R Bear CBBC Jul 2017 J	0.2500	23,700 per 10,000 units	23,600 per 10,000 units	2017/07/28	200,000,000	2017/03/17
65918	J.P. Morgan Structured Products B.V.	AIA R Bull CBBC Oct 2017 D	0.2500	48.08 per 100 units	48.88 per 100 units	2017/10/20	100,000,000	2017/03/17
65912	J.P. Morgan Structured Products B.V.	Geely Auto R Bull CBBC Feb 2018 B	0.2500	11.3800	11.6800	2018/02/15	60,000,000	2017/03/17
65917	J.P. Morgan Structured Products B.V.	Geely Auto R Bear CBBC Sep 2017 B	0.2500	13.7800	13.4800	2017/09/15	40,000,000	2017/03/17
65907	J.P. Morgan Structured Products B.V.	HSI R Bull CBBC Mar 2018 B	0.2500	23,358 per 10,000 units	23,458 per 10,000 units	2018/03/28	200,000,000	2017/03/17
65909	J.P. Morgan Structured Products B.V.	HSI R Bear CBBC Jun 2017 E	0.2500	23,648 per 10,000 units	23,548 per 10,000 units	2017/06/29	200,000,000	2017/03/17
65903	SGA Societe Generale Acceptance N.V./SG Issuer	HSI R Bull CBBC Sep 2018 A	0.2500	23,458 per 12,000 units	23,558 per 12,000 units	2018/09/27	200,000,000	2017/03/17
65905	SGA Societe Generale Acceptance N.V./SG Issuer	HSI R Bull CBBC Oct 2018 C	0.2500	23,308 per 10,000 units	23,508 per 10,000 units	2018/10/30	200,000,000	2017/03/17
65898	SGA Societe Generale Acceptance N.V./SG Issuer	HSI R Bear CBBC Jul 2017 L	0.2500	23,788 per 10,000 units	23,588 per 10,000 units	2017/07/28	200,000,000	2017/03/17
65899	SGA Societe Generale Acceptance N.V./SG Issuer	HSI R Bear CBBC Sep 2017 C	0.2500	23,788 per 12,000 units	23,688 per 12,000 units	2017/09/28	200,000,000	2017/03/17
65891	UBS AG	HSI R Bull CBBC Nov 2017 P	0.2500	23,368 per 14,000 units	23,568 per 14,000 units	2017/11/29	300,000,000	2017/03/17
65880	UBS AG	HSI R Bull CBBC Jan 2018 S	0.2500	23,250 per 12,000 units	23,450 per 12,000 units	2018/01/30	250,000,000	2017/03/17
65890	UBS AG	HSI R Bear CBBC Jun 2017 Q	0.2500	23,750 per 12,000 units	23,550 per 12,000 units	2017/06/29	250,000,000	2017/03/17
65886	UBS AG	Petrochina R Bull CBBC Dec 2017 A	0.2500	5.1900	5.3900	2017/12/04	40,000,000	2017/03/17
65931	BNP Paribas Issuance B.V.	HSI R Bull CBBC Aug 2018 C	0.2500	23,400 per 10,000 units	23,600 per 10,000 units	2018/08/30	250,000,000	2017/03/20
65929	BNP Paribas Issuance B.V.	HSI R Bear CBBC Feb 2018 R	0.2500	23,900 per 10,000 units	23,700 per 10,000 units	2018/02/27	250,000,000	2017/03/20
65975	Credit Suisse AG	HSI R Bull CBBC Jan 2018 G	0.2500	23,629 per 10,000 units	23,829 per 10,000 units	2018/01/30	200,000,000	2017/03/20
65974	Credit Suisse AG	HSI R Bull CBBC Jan 2018 Z	0.2500	23,450 per 12,000 units	23,650 per 12,000 units	2018/01/30	200,000,000	2017/03/20
65963	Credit Suisse AG	HSI R Bear CBBC Jun 2017 U	0.2500	23,800 per 10,000 units	23,600 per 10,000 units	2017/06/29	200,000,000	2017/03/20
65965	Credit Suisse AG	HSI R Bear CBBC Jun 2017 V	0.2500	24,000 per 10,000 units	23,800 per 10,000 units	2017/06/29	200,000,000	2017/03/20
65973	Credit Suisse AG	Ping An R Bear CBBC Dec 2017 A	0.2500	50.18 per 100 units	49.58 per 100 units	2017/12/20	40,000,000	2017/03/20

Newly listed callable bull/bear contracts (continued)

Code	Issuer	Name of issue	Issue prices (HK\$)	Strike price (HKD)/Strike level per 10 units	Call price (HKD)/Call level per 10 units	Expiry date	No. of issue (units)	Listing date
65970	Credit Suisse AG	Tencent R Bull CBBC Dec 2017 G	0.2500	211.28 per 100 units	213.28 per 100 units	2017/12/28	50,000,000	2017/03/20
65968	Credit Suisse AG	Tencent R Bear CBBC Nov 2017 E	0.4800	257.80 per 100 units	255.80 per 100 units	2017/11/29	50,000,000	2017/03/20
65984	Goldman Sachs Structured Products (Asia) Ltd.	HSI R Bull CBBC Jan 2018 O	0.2500	23,729 per 10,000 units	23,829 per 10,000 units	2018/01/30	200,000,000	2017/03/20
66013	Goldman Sachs Structured Products (Asia) Ltd.	HSI R Bull CBBC Feb 2018 G	0.2500	23,500 per 10,000 units	23,600 per 10,000 units	2018/02/27	200,000,000	2017/03/20
65930	Goldman Sachs Structured Products (Asia) Ltd.	HSI R Bear CBBC Jul 2017 K	0.2500	23,900 per 10,000 units	23,700 per 10,000 units	2017/07/28	200,000,000	2017/03/20
66014	Goldman Sachs Structured Products (Asia) Ltd.	HSI R Bear CBBC Jul 2017 L	0.2500	24,050 per 10,000 units	23,850 per 10,000 units	2017/07/28	200,000,000	2017/03/20
65937	Hongkong and Shanghai Banking Corporation Ltd., The	CNOOC R Bull CBBC Jan 2018 A	0.2500	7.7800	7.9800	2018/01/22	50,000,000	2017/03/20
65941	Hongkong and Shanghai Banking Corporation Ltd., The	CNOOC R Bull CBBC Jul 2018 A	0.2500	7.0800	7.2800	2018/07/31	50,000,000	2017/03/20
65944	Hongkong and Shanghai Banking Corporation Ltd., The	Geely Auto R Bull CBBC Dec 2017 C	0.2500	11.1800	11.4800	2017/12/22	40,000,000	2017/03/20
65951	Hongkong and Shanghai Banking Corporation Ltd., The	Geely Auto R Bull CBBC Dec 2017 D	0.2500	11.7800	12.0800	2017/12/15	40,000,000	2017/03/20
65945	Hongkong and Shanghai Banking Corporation Ltd., The	Geely Auto R Bear CBBC Apr 2018 A	0.2500	14.3800	14.0800	2018/04/23	40,000,000	2017/03/20
65952	Hongkong and Shanghai Banking Corporation Ltd., The	Geely Auto R Bear CBBC Apr 2018 B	0.3000	14.9800	14.6800	2018/04/30	40,000,000	2017/03/20
65934	Hongkong and Shanghai Banking Corporation Ltd., The	HKEX R Bull CBBC Jan 2018 F	0.2500	187.88 per 100 units	189.88 per 100 units	2018/01/19	50,000,000	2017/03/20
65938	Hongkong and Shanghai Banking Corporation Ltd., The	HSI R Bull CBBC Oct 2017 R	0.2500	23,448 per 10,000 units	23,598 per 10,000 units	2017/10/30	80,000,000	2017/03/20
65933	Hongkong and Shanghai Banking Corporation Ltd., The	HSI R Bull CBBC Nov 2017 R	0.2500	23,348 per 15,000 units	23,498 per 15,000 units	2017/11/29	100,000,000	2017/03/20
65953	Hongkong and Shanghai Banking Corporation Ltd., The	Tencent R Bull CBBC Dec 2017 E	0.2500	210.88 per 100 units	212.88 per 100 units	2017/12/22	50,000,000	2017/03/20
65982	J.P. Morgan Structured Products B.V.	HSI R Bull CBBC Dec 2017 G	0.2500	23,729 per 10,000 units	23,829 per 10,000 units	2017/12/28	200,000,000	2017/03/20
65983	J.P. Morgan Structured Products B.V.	HSI R Bull CBBC Jan 2018 S	0.2500	23,400 per 12,000 units	23,600 per 12,000 units	2018/01/30	200,000,000	2017/03/20
65977	J.P. Morgan Structured Products B.V.	HSI R Bear CBBC Jun 2017 F	0.2500	23,800 per 10,000 units	23,600 per 10,000 units	2017/06/29	200,000,000	2017/03/20
65978	J.P. Morgan Structured Products B.V.	HSI R Bear CBBC Jun 2017 G	0.2500	23,948 per 10,000 units	23,848 per 10,000 units	2017/06/29	200,000,000	2017/03/20
65979	J.P. Morgan Structured Products B.V.	Tencent R Bull CBBC Oct 2017 M	0.2500	210.88 per 100 units	212.88 per 100 units	2017/10/20	40,000,000	2017/03/20
65989	SGA Societe Generale Acceptance N.V./SG Issuer	HSI R Bull CBBC Aug 2018 I	0.2500	23,708 per 10,000 units	23,808 per 10,000 units	2018/08/30	200,000,000	2017/03/20
65991	SGA Societe Generale Acceptance N.V./SG Issuer	HSI R Bull CBBC Sep 2018 B	0.2500	23,508 per 10,000 units	23,608 per 10,000 units	2018/09/27	200,000,000	2017/03/20
65988	SGA Societe Generale Acceptance N.V./SG Issuer	HSI R Bear CBBC Jul 2017 M	0.2500	24,138 per 10,000 units	23,938 per 10,000 units	2017/07/28	200,000,000	2017/03/20
65999	UBS AG	HSI R Bull CBBC Nov 2017 Y	0.2500	23,729 per 10,000 units	23,829 per 10,000 units	2017/11/29	200,000,000	2017/03/20
66009	UBS AG	HSI R Bull CBBC Dec 2017 E	0.2500	22,788 per 10,000 units	22,888 per 10,000 units	2017/12/28	200,000,000	2017/03/20
65992	UBS AG	HSI R Bear CBBC Jun 2017 S	0.2500	23,700 per 10,000 units	23,600 per 10,000 units	2017/06/29	200,000,000	2017/03/20
65995	UBS AG	HSI R Bear CBBC Jun 2017 X	0.2500	24,288 per 10,000 units	24,188 per 10,000 units	2017/06/29	200,000,000	2017/03/20
65994	UBS AG	HSI R Bear CBBC Jul 2017 D	0.2500	23,950 per 12,000 units	23,750 per 12,000 units	2017/07/28	250,000,000	2017/03/20
66015	BNP Paribas Issuance B.V.	HSI R Bear CBBC Feb 2018 S	0.2500	24,100 per 10,000 units	23,900 per 10,000 units	2018/02/27	250,000,000	2017/03/21
66051	Credit Suisse AG	CCB R Bull CBBC Jan 2018 B	0.2500	5.9900	6.0900	2018/01/11	50,000,000	2017/03/21
66056	Credit Suisse AG	Galaxy Ent R Bull CBBC Dec 2017 E	0.2500	37.48 per 100 units	38.28 per 100 units	2017/12/15	50,000,000	2017/03/21
66053	Credit Suisse AG	Galaxy Ent R Bear CBBC Nov 2017 A	0.2500	47.48 per 100 units	46.68 per 100 units	2017/11/10	50,000,000	2017/03/21
66059	Credit Suisse AG	HSI R Bull CBBC Nov 2017 I	0.2500	23,468 per 15,000 units	23,688 per 15,000 units	2017/11/29	300,000,000	2017/03/21
66058	Credit Suisse AG	HSI R Bull CBBC Jan 2018 I	0.2500	23,642 per 12,000 units	23,842 per 12,000 units	2018/01/30	200,000,000	2017/03/21
66044	Credit Suisse AG	HSI R Bear CBBC Jul 2017 I	0.2500	24,050 per 12,000 units	23,850 per 12,000 units	2017/07/28	200,000,000	2017/03/21
66060	Credit Suisse AG	ICBC R Bull CBBC Feb 2018 A	0.2500	4.8900	4.9900	2018/02/28	50,000,000	2017/03/21
66057	Credit Suisse AG	Tencent R Bull CBBC Jan 2018 C	0.2500	209.28 per 100 units	211.28 per 100 units	2018/01/12	50,000,000	2017/03/21
66041	The Bank of East Asia, Ltd.	China Shenhua R Bull CBBC Mar 2018 A	0.3500	13.3800	13.8800	2018/03/22	30,000,000	2017/03/21
66043	The Bank of East Asia, Ltd.	Geely Auto R Bull CBBC Mar 2018 A	0.2500	11.0800	11.2800	2018/03/22	40,000,000	2017/03/21
66030	The Bank of East Asia, Ltd.	PetCh R Bull CBBC Mar 2018 A	0.2500	5.0200	5.2200	2018/03/22	40,000,000	2017/03/21
66026	The Bank of East Asia, Ltd.	Tencent R Bull CBBC Mar 2018 A	0.2500	207.28 per 100 units	209.28 per 100 units	2018/03/22	40,000,000	2017/03/21
66075	Goldman Sachs Structured Products (Asia) Ltd.	HSI R Bull CBBC Jan 2018 R	0.2500	23,600 per 10,000 units	23,700 per 10,000 units	2018/01/30	200,000,000	2017/03/21

Newly listed callable bull/bear contracts (continued)

Code	Issuer	Name of issue	Issue prices (HK\$)	Strike price (HKD)/Strike level per 10 units	Call price (HKD)/Call level per 10 units	Expiry date	No. of issue (units)	Listing date
66019	Hongkong and Shanghai Banking Corporation Ltd., The	HSCEI R Bull CBBC Oct 2017 G	0.2500	9,938 per 10,000 units	10,038 per 10,000 units	2017/10/30	60,000,000	2017/03/21
66018	Hongkong and Shanghai Banking Corporation Ltd., The	HSI R Bull CBBC Nov 2017 S	0.2500	23,648 per 15,000 units	23,798 per 15,000 units	2017/11/29	100,000,000	2017/03/21
66020	Hongkong and Shanghai Banking Corporation Ltd., The	HSI R Bull CBBC Nov 2017 T	0.2500	23,548 per 15,000 units	23,698 per 15,000 units	2017/11/29	100,000,000	2017/03/21
66071	J.P. Morgan Structured Products B.V.	HSI R Bull CBBC Jan 2018 Z	0.2500	23,600 per 10,000 units	23,800 per 10,000 units	2018/01/30	200,000,000	2017/03/21
66072	J.P. Morgan Structured Products B.V.	HSI R Bear CBBC Jun 2017 H	0.2500	24,100 per 12,000 units	23,900 per 12,000 units	2017/06/29	200,000,000	2017/03/21
66074	J.P. Morgan Structured Products B.V.	SHK Ppt R Bear CBBC Oct 2017 A	0.2500	117.58 per 100 units	116.08 per 100 units	2017/10/20	40,000,000	2017/03/21
66061	UBS AG	HSI R Bull CBBC Sep 2017 M	0.2500	23,642 per 12,000 units	23,842 per 12,000 units	2017/09/28	250,000,000	2017/03/21
66063	UBS AG	HSI R Bear CBBC Jun 2017 U	0.2500	23,928 per 10,000 units	23,828 per 10,000 units	2017/06/29	200,000,000	2017/03/21
66067	UBS AG	Tencent R Bull CBBC Jun 2017 H	0.2500	205.50 per 100 units	207.50 per 100 units	2017/06/26	50,000,000	2017/03/21
66068	UBS AG	Tencent R Bear CBBC Jun 2017 A	0.2500	226.80 per 100 units	224 per 100 units	2017/06/26	50,000,000	2017/03/21
66104	BNP Paribas Issuance B.V.	HSI R Bear CBBC Feb 2018 T	0.2500	24,000 per 10,000 units	23,800 per 10,000 units	2018/02/27	250,000,000	2017/03/22
66088	Credit Suisse AG	HKEX R Bull CBBC Nov 2017 F	0.2500	189.58 per 100 units	191.58 per 100 units	2017/11/30	50,000,000	2017/03/22
66086	Credit Suisse AG	HSI R Bull CBBC Jan 2018 J	0.2500	23,550 per 10,000 units	23,750 per 10,000 units	2018/01/30	200,000,000	2017/03/22
66087	Credit Suisse AG	HSI R Bear CBBC Aug 2017 F	0.2500	24,108 per 15,000 units	23,888 per 15,000 units	2017/08/30	300,000,000	2017/03/22
66084	Goldman Sachs Structured Products (Asia) Ltd.	HSI R Bull CBBC Jan 2018 P	0.2500	23,550 per 10,000 units	23,750 per 10,000 units	2018/01/30	200,000,000	2017/03/22
66083	Hongkong and Shanghai Banking Corporation Ltd., The	HKEX R Bull CBBC Jan 2018 G	0.2500	190.88 per 100 units	192.88 per 100 units	2018/01/12	50,000,000	2017/03/22
66080	Hongkong and Shanghai Banking Corporation Ltd., The	HSI R Bear CBBC Sep 2017 G	0.2500	24,038 per 15,000 units	23,888 per 15,000 units	2017/09/28	100,000,000	2017/03/22
66078	Hongkong and Shanghai Banking Corporation Ltd., The	Tencent R Bear CBBC Jan 2018 A	0.2500	217.88 per 100 units	215.88 per 100 units	2018/01/12	40,000,000	2017/03/22
66109	J.P. Morgan Structured Products B.V.	HKEX R Bull CBBC Dec 2017 L	0.2500	190.88 per 100 units	192.88 per 100 units	2017/12/15	40,000,000	2017/03/22
66110	J.P. Morgan Structured Products B.V.	HSI R Bull CBBC Nov 2017 I	0.2500	23,658 per 10,000 units	23,758 per 10,000 units	2017/11/29	200,000,000	2017/03/22
66106	J.P. Morgan Structured Products B.V.	Tencent R Bull CBBC Nov 2017 P	0.2500	208.88 per 100 units	210.88 per 100 units	2017/11/17	40,000,000	2017/03/22
66093	Macquarie Bank Ltd.	HSBC R Bull CBBC Mar 2018 A	0.2500	57.38 per 100 units	58.88 per 100 units	2018/03/28	40,000,000	2017/03/22
66098	Macquarie Bank Ltd.	HSBC R Bear CBBC Mar 2018 A	0.2500	68.38 per 100 units	66.88 per 100 units	2018/03/28	40,000,000	2017/03/22
66089	Macquarie Bank Ltd.	Ping An R Bull CBBC Mar 2018 A	0.2500	32.38 per 100 units	33.88 per 100 units	2018/03/28	40,000,000	2017/03/22
66113	UBS AG	HSI R Bull CBBC Oct 2017 J	0.2500	23,500 per 10,000 units	23,600 per 10,000 units	2017/10/30	200,000,000	2017/03/22
66112	UBS AG	HSI R Bull CBBC Dec 2017 W	0.2500	23,550 per 10,000 units	23,750 per 10,000 units	2017/12/28	200,000,000	2017/03/22
66115	UBS AG	HSI R Bear CBBC Jun 2017 W	0.2500	23,993 per 12,000 units	23,793 per 12,000 units	2017/06/29	250,000,000	2017/03/22
66174	BNP Paribas Issuance B.V.	HSI R Bull CBBC Aug 2018 D	0.2500	23,600 per 10,000 units	23,800 per 10,000 units	2018/08/30	250,000,000	2017/03/23
66177	BNP Paribas Issuance B.V.	HSI R Bull CBBC Aug 2018 E	0.2500	23,700 per 10,000 units	23,900 per 10,000 units	2018/08/30	250,000,000	2017/03/23
66178	BNP Paribas Issuance B.V.	HSI R Bull CBBC Aug 2018 F	0.2500	23,800 per 10,000 units	24,000 per 10,000 units	2018/08/30	250,000,000	2017/03/23
66182	BNP Paribas Issuance B.V.	HSI R Bull CBBC Aug 2018 G	0.2500	23,900 per 10,000 units	24,100 per 10,000 units	2018/08/30	250,000,000	2017/03/23
66183	BNP Paribas Issuance B.V.	HSI R Bull CBBC Aug 2018 H	0.2500	24,000 per 10,000 units	24,200 per 10,000 units	2018/08/30	250,000,000	2017/03/23
66196	BNP Paribas Issuance B.V.	HSI R Bear CBBC Feb 2018 K	0.2500	25,600 per 10,000 units	25,400 per 10,000 units	2018/02/27	250,000,000	2017/03/23
66197	BNP Paribas Issuance B.V.	HSI R Bear CBBC Feb 2018 N	0.2500	26,000 per 10,000 units	25,800 per 10,000 units	2018/02/27	250,000,000	2017/03/23
66117	BNP Paribas Issuance B.V.	HSI R Bear CBBC Feb 2018 U	0.2500	24,200 per 10,000 units	24,000 per 10,000 units	2018/02/27	250,000,000	2017/03/23
66122	BNP Paribas Issuance B.V.	HSI R Bear CBBC Feb 2018 V	0.2500	24,300 per 10,000 units	24,100 per 10,000 units	2018/02/27	250,000,000	2017/03/23
66155	BNP Paribas Issuance B.V.	HSI R Bear CBBC Feb 2018 W	0.2500	24,400 per 10,000 units	24,200 per 10,000 units	2018/02/27	250,000,000	2017/03/23
66184	BNP Paribas Issuance B.V.	HSI R Bear CBBC Feb 2018 X	0.2500	25,000 per 10,000 units	24,800 per 10,000 units	2018/02/27	250,000,000	2017/03/23
66185	BNP Paribas Issuance B.V.	HSI R Bear CBBC Feb 2018 Y	0.2500	25,200 per 10,000 units	25,000 per 10,000 units	2018/02/27	250,000,000	2017/03/23
66195	BNP Paribas Issuance B.V.	HSI R Bear CBBC Feb 2018 Z	0.2500	25,400 per 10,000 units	25,200 per 10,000 units	2018/02/27	250,000,000	2017/03/23
66253	Credit Suisse AG	China Mobile R Bull CBBC Jan 2018 A	0.2500	82.98 per 100 units	84.18 per 100 units	2018/01/25	50,000,000	2017/03/23
66256	Credit Suisse AG	CUni R Bull CBBC Feb 2018 A	0.2500	9.4000	9.6000	2018/02/08	50,000,000	2017/03/23
66251	Credit Suisse AG	CNOOC R Bull CBBC Dec 2017 A	0.2500	8.7500	8.9500	2017/12/13	50,000,000	2017/03/23

Newly listed callable bull/bear contracts (continued)

Code	Issuer	Name of issue	Issue prices (HK\$)	Strike price (HKD)/Strike level per 10 units	Call price (HKD)/Call level per 10 units	Expiry date	No. of issue (units)	Listing date
66250	Credit Suisse AG	China Shenhua R Bull CBBC Jan 2018 A	0.2500	15.1800	15.6800	2018/01/05	50,000,000	2017/03/23
66266	Credit Suisse AG	HSI R Bull CBBC Feb 2018 A	0.2500	23,950 per 10,000 units	24,150 per 10,000 units	2018/02/27	200,000,000	2017/03/23
66267	Credit Suisse AG	HSI R Bull CBBC Feb 2018 B	0.2500	24,088 per 12,000 units	24,288 per 12,000 units	2018/02/27	200,000,000	2017/03/23
66271	Credit Suisse AG	HSI R Bull CBBC Feb 2018 C	0.2500	23,778 per 10,000 units	23,878 per 10,000 units	2018/02/27	150,000,000	2017/03/23
66273	Credit Suisse AG	HSI R Bull CBBC Feb 2018 D	0.2500	23,800 per 10,000 units	24,000 per 10,000 units	2018/02/27	200,000,000	2017/03/23
66279	Credit Suisse AG	HSI R Bull CBBC Feb 2018 E	0.2500	23,478 per 12,000 units	23,578 per 12,000 units	2018/02/27	150,000,000	2017/03/23
66248	Credit Suisse AG	HSI R Bear CBBC Jun 2017 W	0.2500	24,250 per 12,000 units	24,050 per 12,000 units	2017/06/29	200,000,000	2017/03/23
66249	Credit Suisse AG	HSI R Bear CBBC Jun 2017 X	0.2500	24,100 per 10,000 units	23,900 per 10,000 units	2017/06/29	200,000,000	2017/03/23
66258	Credit Suisse AG	HSI R Bear CBBC Jun 2017 Y	0.2500	24,400 per 10,000 units	24,200 per 10,000 units	2017/06/29	200,000,000	2017/03/23
66263	Credit Suisse AG	HSI R Bear CBBC Jun 2017 Z	0.2500	24,900 per 10,000 units	24,700 per 10,000 units	2017/06/29	200,000,000	2017/03/23
66260	Credit Suisse AG	HSI R Bear CBBC Jul 2017 J	0.2500	25,850 per 10,000 units	25,650 per 10,000 units	2017/07/28	200,000,000	2017/03/23
66262	Credit Suisse AG	HSI R Bear CBBC Jul 2017 K	0.2500	25,500 per 10,000 units	25,300 per 10,000 units	2017/07/28	200,000,000	2017/03/23
66272	Credit Suisse AG	HSI R Bear CBBC Aug 2017 G	0.2500	24,928 per 10,000 units	24,828 per 10,000 units	2017/08/30	150,000,000	2017/03/23
66278	Credit Suisse AG	HSI R Bear CBBC Aug 2017 H	0.2500	25,228 per 12,000 units	25,128 per 12,000 units	2017/08/30	150,000,000	2017/03/23
66257	Credit Suisse AG	Tencent R Bull CBBC Jan 2018 D	0.2500	215.28 per 100 units	217.28 per 100 units	2018/01/11	50,000,000	2017/03/23
66269	Credit Suisse AG	Tencent R Bear CBBC Nov 2017 F	0.5400	270.28 per 100 units	268.28 per 100 units	2017/11/29	50,000,000	2017/03/23
66208	Goldman Sachs Structured Products (Asia) Ltd.	HSI R Bull CBBC Jan 2018 Q	0.2500	23,900 per 10,000 units	24,000 per 10,000 units	2018/01/30	200,000,000	2017/03/23
66201	Goldman Sachs Structured Products (Asia) Ltd.	HSI R Bull CBBC Jan 2018 S	0.2500	24,188 per 10,000 units	24,288 per 10,000 units	2018/01/30	200,000,000	2017/03/23
66123	Goldman Sachs Structured Products (Asia) Ltd.	HSI R Bear CBBC Jun 2017 O	0.2500	23,900 per 10,000 units	23,800 per 10,000 units	2017/06/29	200,000,000	2017/03/23
66125	Goldman Sachs Structured Products (Asia) Ltd.	HSI R Bear CBBC Jul 2017 M	0.2500	24,100 per 10,000 units	24,000 per 10,000 units	2017/07/28	200,000,000	2017/03/23
66130	Hongkong and Shanghai Banking Corporation Ltd., The	HSCEI R Bull CBBC Oct 2017 H	0.2500	10,138 per 10,000 units	10,238 per 10,000 units	2017/10/30	60,000,000	2017/03/23
66128	Hongkong and Shanghai Banking Corporation Ltd., The	HSI R Bull CBBC Oct 2017 S	0.2500	23,948 per 15,000 units	24,098 per 15,000 units	2017/10/30	100,000,000	2017/03/23
66127	Hongkong and Shanghai Banking Corporation Ltd., The	HSI R Bull CBBC Nov 2017 U	0.2500	23,848 per 10,000 units	23,998 per 10,000 units	2017/11/29	100,000,000	2017/03/23
66126	Hongkong and Shanghai Banking Corporation Ltd., The	HSI R Bull CBBC Dec 2017 K	0.2500	23,748 per 15,000 units	23,898 per 15,000 units	2017/12/28	100,000,000	2017/03/23
66129	Hongkong and Shanghai Banking Corporation Ltd., The	HSI R Bear CBBC Oct 2017 L	0.2500	25,088 per 20,000 units	24,888 per 20,000 units	2017/10/30	150,000,000	2017/03/23
66132	Hongkong and Shanghai Banking Corporation Ltd., The	Tencent R Bull CBBC Mar 2018 E	0.2500	214.88 per 100 units	216.88 per 100 units	2018/03/12	50,000,000	2017/03/23
66133	Hongkong and Shanghai Banking Corporation Ltd., The	Tencent R Bull CBBC Mar 2018 F	0.2500	212.88 per 100 units	214.88 per 100 units	2018/03/26	50,000,000	2017/03/23
66138	Haitong International Securities Co. Ltd.	HSI R Bull CBBC Dec 2017 N	0.2510	23,200 per 10,000 units	23,400 per 10,000 units	2017/12/28	200,000,000	2017/03/23
66139	Haitong International Securities Co. Ltd.	HSI R Bull CBBC Dec 2017 O	0.2500	23,350 per 10,000 units	23,550 per 10,000 units	2017/12/28	200,000,000	2017/03/23
66142	Haitong International Securities Co. Ltd.	HSI R Bull CBBC Dec 2017 P	0.2500	23,550 per 10,000 units	23,750 per 10,000 units	2017/12/28	200,000,000	2017/03/23
66134	Haitong International Securities Co. Ltd.	HSI R Bull CBBC Jan 2018 C	0.2510	23,248 per 10,000 units	23,348 per 10,000 units	2018/01/30	200,000,000	2017/03/23
66147	Haitong International Securities Co. Ltd.	HSI R Bear CBBC Jun 2017 A	0.2500	24,650 per 10,000 units	24,450 per 10,000 units	2017/06/29	200,000,000	2017/03/23
66152	Haitong International Securities Co. Ltd.	HSI R Bear CBBC Jul 2017 A	0.2510	24,850 per 10,000 units	24,650 per 10,000 units	2017/07/28	200,000,000	2017/03/23
66154	Haitong International Securities Co. Ltd.	HSI R Bear CBBC Aug 2017 A	0.2510	25,000 per 10,000 units	24,800 per 10,000 units	2017/08/30	200,000,000	2017/03/23
66151	Haitong International Securities Co. Ltd.	HSI R Bear CBBC Nov 2017 A	0.2520	24,788 per 10,000 units	24,588 per 10,000 units	2017/11/29	200,000,000	2017/03/23
66236	J.P. Morgan Structured Products B.V.	BOCL R Bull CBBC Jan 2018 B	0.2500	3.7800	3.8800	2018/01/19	150,000,000	2017/03/23
66237	J.P. Morgan Structured Products B.V.	CC Bank R Bull CBBC Jan 2018 B	0.2500	6.0800	6.1800	2018/01/19	100,000,000	2017/03/23
66240	J.P. Morgan Structured Products B.V.	China Life R Bull CBBC Nov 2017 F	0.2500	23.3800	23.8800	2017/11/17	40,000,000	2017/03/23
66234	J.P. Morgan Structured Products B.V.	CNOOC R Bull CBBC Dec 2017 B	0.2500	8.5800	8.7800	2017/12/15	80,000,000	2017/03/23
66229	J.P. Morgan Structured Products B.V.	HKEX R Bull CBBC Nov 2017 L	0.2500	194.88 per 100 units	196.88 per 100 units	2017/11/17	40,000,000	2017/03/23
66235	J.P. Morgan Structured Products B.V.	HSBC R Bull CBBC Jan 2018 E	0.2500	61.38 per 100 units	62.88 per 100 units	2018/01/19	100,000,000	2017/03/23
66243	J.P. Morgan Structured Products B.V.	HSI R Bull CBBC Feb 2018 V	0.2500	24,188 per 10,000 units	24,288 per 10,000 units	2018/02/27	200,000,000	2017/03/23
66245	J.P. Morgan Structured Products B.V.	HSI R Bull CBBC Mar 2018 C	0.2500	23,700 per 10,000 units	23,900 per 10,000 units	2018/03/28	200,000,000	2017/03/23

Newly listed callable bull/bear contracts (continued)

Code	Issuer	Name of issue	Issue prices (HK\$)	Strike price (HKD)/Strike level per 10 units	Call price (HKD)/Call level per 10 units	Expiry date	No. of issue (units)	Listing date
66244	J.P. Morgan Structured Products B.V.	HSI R Bull CBBC Aug 2018 A	0.2500	23,900 per 10,000 units	24,100 per 10,000 units	2018/08/30	200,000,000	2017/03/23
66247	J.P. Morgan Structured Products B.V.	HSI R Bull CBBC Aug 2018 B	0.2500	23,500 per 10,000 units	23,700 per 10,000 units	2018/08/30	200,000,000	2017/03/23
66220	J.P. Morgan Structured Products B.V.	HSI R Bear CBBC Jun 2017 I	0.2500	24,000 per 10,000 units	23,800 per 10,000 units	2017/06/29	200,000,000	2017/03/23
66221	J.P. Morgan Structured Products B.V.	HSI R Bear CBBC Jun 2017 J	0.2500	24,200 per 10,000 units	24,000 per 10,000 units	2017/06/29	200,000,000	2017/03/23
66225	J.P. Morgan Structured Products B.V.	HSI R Bear CBBC Jun 2017 K	0.2500	24,400 per 10,000 units	24,200 per 10,000 units	2017/06/29	200,000,000	2017/03/23
66232	J.P. Morgan Structured Products B.V.	Tencent R Bull CBBC Dec 2017 P	0.2500	214.58 per 100 units	216.88 per 100 units	2017/12/15	40,000,000	2017/03/23
66233	J.P. Morgan Structured Products B.V.	Tencent R Bear CBBC Mar 2018 A	0.2500	244.88 per 100 units	242.08 per 100 units	2018/03/16	40,000,000	2017/03/23
66286	SGA Societe Generale Acceptance N.V./SG Issuer	HSI R Bull CBBC Aug 2018 J	0.2500	23,958 per 12,000 units	24,058 per 12,000 units	2018/08/30	200,000,000	2017/03/23
66287	SGA Societe Generale Acceptance N.V./SG Issuer	HSI R Bull CBBC Aug 2018 K	0.2500	24,158 per 12,000 units	24,258 per 12,000 units	2018/08/30	200,000,000	2017/03/23
66288	SGA Societe Generale Acceptance N.V./SG Issuer	HSI R Bull CBBC Sep 2018 C	0.2500	23,558 per 12,000 units	23,658 per 12,000 units	2018/09/27	200,000,000	2017/03/23
66292	SGA Societe Generale Acceptance N.V./SG Issuer	HSI R Bull CBBC Sep 2018 D	0.2500	23,708 per 10,000 units	23,908 per 10,000 units	2018/09/27	200,000,000	2017/03/23
66293	SGA Societe Generale Acceptance N.V./SG Issuer	HSI R Bull CBBC Sep 2018 E	0.2500	24,108 per 10,000 units	24,208 per 10,000 units	2018/09/27	200,000,000	2017/03/23
66294	SGA Societe Generale Acceptance N.V./SG Issuer	HSI R Bull CBBC Oct 2018 D	0.2500	23,658 per 12,000 units	23,758 per 12,000 units	2018/10/30	200,000,000	2017/03/23
66280	SGA Societe Generale Acceptance N.V./SG Issuer	HSI R Bear CBBC Jul 2017 N	0.2500	24,438 per 12,000 units	24,338 per 12,000 units	2017/07/28	200,000,000	2017/03/23
66281	SGA Societe Generale Acceptance N.V./SG Issuer	HSI R Bear CBBC Jul 2017 O	0.2500	25,588 per 10,000 units	25,488 per 10,000 units	2017/07/28	200,000,000	2017/03/23
66283	SGA Societe Generale Acceptance N.V./SG Issuer	HSI R Bear CBBC Aug 2017 Q	0.2500	24,538 per 12,000 units	24,438 per 12,000 units	2017/08/30	200,000,000	2017/03/23
66284	SGA Societe Generale Acceptance N.V./SG Issuer	HSI R Bear CBBC Aug 2017 R	0.2500	25,838 per 12,000 units	25,738 per 12,000 units	2017/08/30	200,000,000	2017/03/23
66217	UBS AG	HSI R Bull CBBC Dec 2017 P	0.2500	23,750 per 12,000 units	23,950 per 12,000 units	2017/12/28	250,000,000	2017/03/23
66209	UBS AG	HSI R Bull CBBC Dec 2017 R	0.2500	24,088 per 12,000 units	24,288 per 12,000 units	2017/12/28	250,000,000	2017/03/23
66215	UBS AG	HSI R Bull CBBC Jan 2018 T	0.2500	23,900 per 10,000 units	24,100 per 10,000 units	2018/01/30	200,000,000	2017/03/23
66157	UBS AG	HSI R Bear CBBC Jun 2017 R	0.2500	24,200 per 10,000 units	24,000 per 10,000 units	2017/06/29	200,000,000	2017/03/23
66156	UBS AG	HSI R Bear CBBC Jun 2017 Y	0.2500	24,050 per 12,000 units	23,850 per 12,000 units	2017/06/29	250,000,000	2017/03/23
66162	UBS AG	HSI R Bear CBBC Jun 2017 Z	0.2500	24,350 per 12,000 units	24,150 per 12,000 units	2017/06/29	250,000,000	2017/03/23
66164	UBS AG	Tencent R Bull CBBC Jul 2017 B	0.2500	214.38 per 100 units	216.38 per 100 units	2017/07/04	40,000,000	2017/03/23
66168	UBS AG	Tencent R Bull CBBC Jul 2017 C	0.2500	209.88 per 100 units	211.88 per 100 units	2017/07/11	40,000,000	2017/03/23
66170	UBS AG	Tencent R Bull CBBC Jul 2017 D	0.2500	203 per 100 units	205 per 100 units	2017/07/18	40,000,000	2017/03/23
66171	UBS AG	Tencent R Bear CBBC Jun 2017 B	0.2500	229.80 per 100 units	227 per 100 units	2017/06/28	40,000,000	2017/03/23
66299	BNP Paribas Issuance B.V.	HSI R Bear CBBC Feb 2018 M	0.2500	24,500 per 10,000 units	24,300 per 10,000 units	2018/02/27	250,000,000	2017/03/24
66344	BNP Paribas Issuance B.V.	Tencent R Bull CBBC Aug 2018 A	0.2500	215 per 100 units	218 per 100 units	2018/08/30	50,000,000	2017/03/24
66424	Credit Suisse AG	CUni R Bull CBBC Jan 2018 A	0.2500	9.9000	10.1000	2018/01/18	50,000,000	2017/03/24
66423	Credit Suisse AG	China Life R Bull CBBC Nov 2017 D	0.2500	23.4800	23.9800	2017/11/23	50,000,000	2017/03/24
66425	Credit Suisse AG	China Life R Bear CBBC Jan 2018 A	0.2500	30.38 per 100 units	29.88 per 100 units	2018/01/18	50,000,000	2017/03/24
66422	Credit Suisse AG	HSCEI R Bull CBBC Dec 2017 E	0.2500	10,098 per 10,000 units	10,198 per 10,000 units	2017/12/28	100,000,000	2017/03/24
66409	Credit Suisse AG	HSI R Bull CBBC Feb 2018 F	0.2500	24,154 per 12,000 units	24,354 per 12,000 units	2018/02/27	200,000,000	2017/03/24
66410	Credit Suisse AG	HSI R Bull CBBC Feb 2018 G	0.2500	24,000 per 10,000 units	24,200 per 10,000 units	2018/02/27	200,000,000	2017/03/24
66413	Credit Suisse AG	HSI R Bull CBBC Feb 2018 H	0.2500	23,728 per 10,000 units	23,928 per 10,000 units	2018/02/27	200,000,000	2017/03/24
66420	Credit Suisse AG	HSI R Bull CBBC Feb 2018 I	0.2500	23,278 per 10,000 units	23,378 per 10,000 units	2018/02/27	150,000,000	2017/03/24
66428	Credit Suisse AG	HSI R Bear CBBC Jun 2017 A	0.2500	24,500 per 10,000 units	24,300 per 10,000 units	2017/06/29	200,000,000	2017/03/24
66414	Credit Suisse AG	HSI R Bear CBBC Jul 2017 L	0.2500	25,300 per 10,000 units	25,100 per 10,000 units	2017/07/28	200,000,000	2017/03/24
66418	Credit Suisse AG	HSI R Bear CBBC Aug 2017 I	0.2500	25,428 per 10,000 units	25,328 per 10,000 units	2017/08/30	150,000,000	2017/03/24
66427	Credit Suisse AG	Ping An R Bull CBBC Jan 2018 A	0.2500	41.58 per 100 units	42.18 per 100 units	2018/01/18	50,000,000	2017/03/24
66426	Credit Suisse AG	Sands China R Bull CBBC Dec 2018 A	0.2500	33.28 per 100 units	34.08 per 100 units	2018/12/21	50,000,000	2017/03/24
66460	Credit Suisse AG	Tencent R Bull CBBC Jan 2018 E	0.2500	217.28 per 100 units	219.28 per 100 units	2018/01/18	50,000,000	2017/03/24

Newly listed callable bull/bear contracts (continued)

Code	Issuer	Name of issue	Issue prices (HK\$)	Strike price (HKD)/Strike level per 10 units	Call price (HKD)/Call level per 10 units	Expiry date	No. of issue (units)	Listing date
66346	The Bank of East Asia, Ltd.	Galaxy Ent R Bull CBBC Dec 2017 F	0.5600	37.0800	37.8800	2017/12/22	18,000,000	2017/03/24
66351	The Bank of East Asia, Ltd.	HKEX R Bull CBBC Dec 2017 D	0.2500	184.28 per 100 units	186.28 per 100 units	2017/12/22	40,000,000	2017/03/24
66352	The Bank of East Asia, Ltd.	Ping An R Bull CBBC Dec 2017 E	0.6500	39.8800	40.4800	2017/12/22	16,000,000	2017/03/24
66350	The Bank of East Asia, Ltd.	Tencent R Bull CBBC Dec 2017 G	0.2500	210.28 per 100 units	212.28 per 100 units	2017/12/22	40,000,000	2017/03/24
66335	Goldman Sachs Structured Products (Asia) Ltd.	HSI R Bull CBBC Jan 2018 T	0.2500	24,254 per 10,000 units	24,354 per 10,000 units	2018/01/30	200,000,000	2017/03/24
66336	Goldman Sachs Structured Products (Asia) Ltd.	HSI R Bull CBBC Jan 2018 U	0.2500	23,900 per 10,000 units	24,100 per 10,000 units	2018/01/30	200,000,000	2017/03/24
66337	Goldman Sachs Structured Products (Asia) Ltd.	HSI R Bull CBBC Jan 2018 V	0.2500	23,800 per 10,000 units	23,900 per 10,000 units	2018/01/30	200,000,000	2017/03/24
66300	Goldman Sachs Structured Products (Asia) Ltd.	HSI R Bear CBBC Jun 2017 P	0.2500	24,400 per 10,000 units	24,300 per 10,000 units	2017/06/29	200,000,000	2017/03/24
66301	Goldman Sachs Structured Products (Asia) Ltd.	HSI R Bear CBBC Jun 2017 Q	0.2500	25,000 per 10,000 units	24,900 per 10,000 units	2017/06/29	200,000,000	2017/03/24
66303	Goldman Sachs Structured Products (Asia) Ltd.	HSI R Bear CBBC Jun 2017 R	0.2500	25,400 per 10,000 units	25,300 per 10,000 units	2017/06/29	200,000,000	2017/03/24
66305	Goldman Sachs Structured Products (Asia) Ltd.	HSI R Bear CBBC Jul 2017 N	0.2500	25,700 per 10,000 units	25,500 per 10,000 units	2017/07/28	200,000,000	2017/03/24
66309	Goldman Sachs Structured Products (Asia) Ltd.	HSI R Bear CBBC Jul 2017 O	0.2500	25,900 per 10,000 units	25,700 per 10,000 units	2017/07/28	200,000,000	2017/03/24
66310	Goldman Sachs Structured Products (Asia) Ltd.	HSI R Bear CBBC Jul 2017 P	0.2500	26,100 per 10,000 units	25,900 per 10,000 units	2017/07/28	200,000,000	2017/03/24
66330	Hongkong and Shanghai Banking Corporation Ltd., The	China Mobile R Bull CBBC Mar 2018 A	0.2500	83.98 per 100 units	85.18 per 100 units	2018/03/12	50,000,000	2017/03/24
66321	Hongkong and Shanghai Banking Corporation Ltd., The	CUni R Bull CBBC Mar 2018 B	0.2500	9.4800	9.6800	2018/03/12	40,000,000	2017/03/24
66334	Hongkong and Shanghai Banking Corporation Ltd., The	Geely Auto R Bear CBBC Mar 2018 E	0.2500	12.5800	12.2800	2018/03/12	40,000,000	2017/03/24
66322	Hongkong and Shanghai Banking Corporation Ltd., The	Galaxy Ent R Bull CBBC Mar 2018 B	0.2500	37.58 per 100 units	38.38 per 100 units	2018/03/12	80,000,000	2017/03/24
66311	Hongkong and Shanghai Banking Corporation Ltd., The	HSCEI R Bull CBBC Oct 2017 I	0.2500	10,338 per 10,000 units	10,438 per 10,000 units	2017/10/30	60,000,000	2017/03/24
66313	Hongkong and Shanghai Banking Corporation Ltd., The	HSI R Bull CBBC Oct 2017 T	0.2500	24,148 per 15,000 units	24,298 per 15,000 units	2017/10/30	100,000,000	2017/03/24
66312	Hongkong and Shanghai Banking Corporation Ltd., The	HSI R Bull CBBC Nov 2017 V	0.2500	24,048 per 15,000 units	24,198 per 15,000 units	2017/11/29	100,000,000	2017/03/24
66333	Hongkong and Shanghai Banking Corporation Ltd., The	PetCh R Bear CBBC Mar 2018 A	0.2500	6.3800	6.1800	2018/03/12	40,000,000	2017/03/24
66319	Hongkong and Shanghai Banking Corporation Ltd., The	Tencent R Bull CBBC Mar 2018 G	0.2500	216.88 per 100 units	218.88 per 100 units	2018/03/26	60,000,000	2017/03/24
66320	Hongkong and Shanghai Banking Corporation Ltd., The	Tencent R Bull CBBC Mar 2018 H	0.2500	218.88 per 100 units	220.88 per 100 units	2018/03/12	60,000,000	2017/03/24
66450	J.P. Morgan Structured Products B.V.	China Mobile R Bull CBBC Jan 2018 B	0.2500	83.38 per 100 units	84.88 per 100 units	2018/01/19	60,000,000	2017/03/24
66447	J.P. Morgan Structured Products B.V.	CUni R Bull CBBC Feb 2018 A	0.2500	9.5800	9.7800	2018/02/15	60,000,000	2017/03/24
66446	J.P. Morgan Structured Products B.V.	Geely Auto R Bull CBBC Dec 2017 F	0.2500	10.1800	10.4800	2017/12/15	60,000,000	2017/03/24
66457	J.P. Morgan Structured Products B.V.	Galaxy Ent R Bull CBBC Feb 2018 A	0.2500	38.08 per 100 units	38.88 per 100 units	2018/02/15	150,000,000	2017/03/24
66438	J.P. Morgan Structured Products B.V.	HSI R Bull CBBC Jan 2018 Q	0.2500	24,254 per 10,000 units	24,354 per 10,000 units	2018/01/30	200,000,000	2017/03/24
66440	J.P. Morgan Structured Products B.V.	HSI R Bull CBBC Feb 2018 W	0.2500	23,800 per 10,000 units	24,000 per 10,000 units	2018/02/27	200,000,000	2017/03/24
66439	J.P. Morgan Structured Products B.V.	HSI R Bull CBBC Aug 2018 C	0.2500	24,000 per 10,000 units	24,200 per 10,000 units	2018/08/30	200,000,000	2017/03/24
66441	J.P. Morgan Structured Products B.V.	HSI R Bull CBBC Aug 2018 D	0.2500	23,558 per 10,000 units	23,658 per 10,000 units	2018/08/30	200,000,000	2017/03/24
66432	J.P. Morgan Structured Products B.V.	HSI R Bear CBBC Jun 2017 L	0.2500	24,500 per 10,000 units	24,300 per 10,000 units	2017/06/29	200,000,000	2017/03/24
66453	J.P. Morgan Structured Products B.V.	ICBC R Bull CBBC Jan 2018 B	0.2500	4.8800	4.9800	2018/01/19	100,000,000	2017/03/24
66452	J.P. Morgan Structured Products B.V.	Ping An R Bull CBBC Feb 2018 A	0.2500	41.28 per 100 units	41.88 per 100 units	2018/02/15	150,000,000	2017/03/24
66459	J.P. Morgan Structured Products B.V.	Sands China R Bull CBBC Jan 2018 A	0.2500	33.08 per 100 units	33.88 per 100 units	2018/01/19	150,000,000	2017/03/24
66443	J.P. Morgan Structured Products B.V.	Tencent R Bull CBBC Nov 2017 Q	0.2500	218.58 per 100 units	220.88 per 100 units	2017/11/17	40,000,000	2017/03/24
66442	J.P. Morgan Structured Products B.V.	Tencent R Bull CBBC Jan 2018 D	0.2500	212.58 per 100 units	214.88 per 100 units	2018/01/19	40,000,000	2017/03/24
66455	J.P. Morgan Structured Products B.V.	Tencent R Bear CBBC Apr 2018 A	0.3200	252.88 per 100 units	250.08 per 100 units	2018/04/20	40,000,000	2017/03/24
66356	SGA Societe Generale Acceptance N.V./SG Issuer	HSI R Bull CBBC Aug 2018 L	0.2500	24,208 per 10,000 units	24,308 per 10,000 units	2018/08/30	200,000,000	2017/03/24
66360	SGA Societe Generale Acceptance N.V./SG Issuer	HSI R Bull CBBC Sep 2018 F	0.2500	23,758 per 10,000 units	23,858 per 10,000 units	2018/09/27	200,000,000	2017/03/24
66377	SGA Societe Generale Acceptance N.V./SG Issuer	HSI R Bull CBBC Sep 2018 G	0.2500	24,058 per 10,000 units	24,158 per 10,000 units	2018/09/27	200,000,000	2017/03/24
66379	SGA Societe Generale Acceptance N.V./SG Issuer	HSI R Bull CBBC Oct 2018 E	0.2500	23,608 per 10,000 units	23,708 per 10,000 units	2018/10/30	200,000,000	2017/03/24
66380	SGA Societe Generale Acceptance N.V./SG Issuer	HSI R Bull CBBC Oct 2018 F	0.2500	23,908 per 10,000 units	24,008 per 10,000 units	2018/10/30	200,000,000	2017/03/24

Newly listed callable bull/bear contracts (continued)

Code	Issuer	Name of issue	Issue prices (HK\$)	Strike price (HKD)/Strike level per 10 units	Call price (HKD)/Call level per 10 units	Expiry date	No. of issue (units)	Listing date
66353	SGA Societe Generale Acceptance N.V./SG Issuer	HSI R Bear CBBC Jul 2017 P	0.2500	24,488 per 12,000 units	24,388 per 12,000 units	2017/07/28	200,000,000	2017/03/24
66355	SGA Societe Generale Acceptance N.V./SG Issuer	HSI R Bear CBBC Aug 2017 S	0.2500	27,138 per 12,000 units	27,038 per 12,000 units	2017/08/30	200,000,000	2017/03/24
66394	UBS AG	HKEX R Bull CBBC Sep 2017 H	0.2500	191.88 per 100 units	193.88 per 100 units	2017/09/05	40,000,000	2017/03/24
66395	UBS AG	HKEX R Bull CBBC Sep 2017 I	0.2500	188.88 per 100 units	190.88 per 100 units	2017/09/11	40,000,000	2017/03/24
66398	UBS AG	HKEX R Bull CBBC Sep 2017 J	0.2500	186.38 per 100 units	188.38 per 100 units	2017/09/20	40,000,000	2017/03/24
66400	UBS AG	HSI R Bull CBBC Sep 2017 A	0.2500	24,000 per 12,000 units	24,200 per 12,000 units	2017/09/28	250,000,000	2017/03/24
66401	UBS AG	HSI R Bull CBBC Sep 2017 Y	0.2500	23,800 per 12,000 units	24,000 per 12,000 units	2017/09/28	250,000,000	2017/03/24
66399	UBS AG	HSI R Bull CBBC Nov 2017 L	0.2500	24,254 per 10,000 units	24,354 per 10,000 units	2017/11/29	200,000,000	2017/03/24
66405	UBS AG	HSI R Bull CBBC Jan 2018 U	0.2500	23,500 per 12,000 units	23,700 per 12,000 units	2018/01/30	250,000,000	2017/03/24
66383	UBS AG	HSI R Bear CBBC Jun 2017 C	0.2500	24,489 per 12,000 units	24,289 per 12,000 units	2017/06/29	250,000,000	2017/03/24
66384	UBS AG	HSI R Bear CBBC Jun 2017 H	0.2500	25,400 per 10,000 units	25,200 per 10,000 units	2017/06/29	200,000,000	2017/03/24
66385	UBS AG	HSI R Bear CBBC Jun 2017 I	0.2500	25,650 per 10,000 units	25,450 per 10,000 units	2017/06/29	200,000,000	2017/03/24
66386	UBS AG	HSI R Bear CBBC Jun 2017 L	0.2500	25,950 per 10,000 units	25,750 per 10,000 units	2017/06/29	200,000,000	2017/03/24
66388	UBS AG	HSI R Bear CBBC Jun 2017 M	0.2500	26,500 per 10,000 units	26,300 per 10,000 units	2017/06/29	200,000,000	2017/03/24
66391	UBS AG	HSI R Bear CBBC Aug 2017 A	0.3300	28,200 per 12,000 units	28,000 per 12,000 units	2017/08/30	250,000,000	2017/03/24
66406	UBS AG	Ping An R Bull CBBC Oct 2017 D	0.2500	40.78 per 100 units	41.38 per 100 units	2017/10/10	40,000,000	2017/03/24
66574	BNP Paribas Issuance B.V.	HSCEI R Bear CBBC Feb 2018 A	0.2500	10,900 per 10,000 units	10,800 per 10,000 units	2018/02/27	100,000,000	2017/03/27
66575	BNP Paribas Issuance B.V.	HSCEI R Bear CBBC Feb 2018 B	0.2500	11,300 per 10,000 units	11,200 per 10,000 units	2018/02/27	100,000,000	2017/03/27
66576	BNP Paribas Issuance B.V.	HSCEI R Bear CBBC Feb 2018 C	0.2500	11,700 per 10,000 units	11,600 per 10,000 units	2018/02/27	100,000,000	2017/03/27
66509	BNP Paribas Issuance B.V.	HSI R Bull CBBC Aug 2018 I	0.2500	24,100 per 10,000 units	24,300 per 10,000 units	2018/08/30	250,000,000	2017/03/27
66510	BNP Paribas Issuance B.V.	HSI R Bull CBBC Aug 2018 J	0.2500	24,200 per 10,000 units	24,400 per 10,000 units	2018/08/30	250,000,000	2017/03/27
66512	BNP Paribas Issuance B.V.	HSI R Bull CBBC Aug 2018 K	0.2500	24,300 per 10,000 units	24,500 per 10,000 units	2018/08/30	250,000,000	2017/03/27
66468	BNP Paribas Issuance B.V.	HSI R Bear CBBC Feb 2018 A	0.2500	26,200 per 10,000 units	26,000 per 10,000 units	2018/02/27	250,000,000	2017/03/27
66466	BNP Paribas Issuance B.V.	HSI R Bear CBBC Feb 2018 L	0.2500	24,600 per 10,000 units	24,400 per 10,000 units	2018/02/27	250,000,000	2017/03/27
66467	BNP Paribas Issuance B.V.	HSI R Bear CBBC Feb 2018 O	0.2500	25,800 per 10,000 units	25,600 per 10,000 units	2018/02/27	250,000,000	2017/03/27
66635	Credit Suisse AG	China Mobile R Bull CBBC Dec 2017 D	0.2500	87.98 per 100 units	89.18 per 100 units	2017/12/08	50,000,000	2017/03/27
66638	Credit Suisse AG	China Shenhua R Bull CBBC Dec 2017 D	0.2500	17.8800	18.3800	2017/12/15	50,000,000	2017/03/27
66642	Credit Suisse AG	Geely Auto R Bear CBBC Dec 2017 D	0.2500	12.4800	12.1800	2017/12/14	50,000,000	2017/03/27
66627	Credit Suisse AG	Galaxy Ent R Bull CBBC Jan 2018 A	0.2500	40.18 per 100 units	40.98 per 100 units	2018/01/18	50,000,000	2017/03/27
66628	Credit Suisse AG	Galaxy Ent R Bear CBBC Dec 2017 D	0.2500	50.78 per 100 units	49.98 per 100 units	2017/12/08	50,000,000	2017/03/27
66631	Credit Suisse AG	HKEX R Bull CBBC Dec 2017 E	0.2500	195.38 per 100 units	197.38 per 100 units	2017/12/14	50,000,000	2017/03/27
66623	Credit Suisse AG	HSI R Bull CBBC Feb 2018 J	0.2500	23,900 per 12,000 units	24,100 per 12,000 units	2018/02/27	200,000,000	2017/03/27
66624	Credit Suisse AG	HSI R Bull CBBC Feb 2018 K	0.2500	24,100 per 10,000 units	24,300 per 10,000 units	2018/02/27	200,000,000	2017/03/27
66640	Credit Suisse AG	HSI R Bull CBBC Feb 2018 L	0.2500	24,301 per 12,000 units	24,501 per 12,000 units	2018/02/27	200,000,000	2017/03/27
66614	Credit Suisse AG	HSI R Bear CBBC Jun 2017 B	0.2500	26,050 per 12,000 units	25,850 per 12,000 units	2017/06/29	200,000,000	2017/03/27
66619	Credit Suisse AG	HSI R Bear CBBC Jun 2017 K	0.2500	26,200 per 10,000 units	26,000 per 10,000 units	2017/06/29	200,000,000	2017/03/27
66613	Credit Suisse AG	HSI R Bear CBBC Jul 2017 M	0.2500	25,828 per 10,000 units	25,728 per 10,000 units	2017/07/28	200,000,000	2017/03/27
66615	Credit Suisse AG	HSI R Bear CBBC Jul 2017 N	0.2500	26,028 per 12,000 units	25,928 per 12,000 units	2017/07/28	200,000,000	2017/03/27
66622	Credit Suisse AG	HSI R Bear CBBC Jul 2017 O	0.2700	27,000 per 10,000 units	26,800 per 10,000 units	2017/07/28	200,000,000	2017/03/27
66639	Credit Suisse AG	HSI R Bear CBBC Jul 2017 P	0.2500	24,700 per 12,000 units	24,500 per 12,000 units	2017/07/28	200,000,000	2017/03/27
66641	Credit Suisse AG	HSI R Bear CBBC Jul 2017 Q	0.2500	24,550 per 12,000 units	24,350 per 12,000 units	2017/07/28	200,000,000	2017/03/27
66620	Credit Suisse AG	HSI R Bear CBBC Aug 2017 J	0.2500	26,750 per 12,000 units	26,550 per 12,000 units	2017/08/30	200,000,000	2017/03/27
66629	Credit Suisse AG	Tencent R Bull CBBC Jan 2018 F	0.2500	221.28 per 100 units	223.28 per 100 units	2018/01/19	50,000,000	2017/03/27

Newly listed callable bull/bear contracts (continued)

Code	Issuer	Name of issue	Issue prices (HK\$)	Strike price (HKD)/Strike level per 10 units	Call price (HKD)/Call level per 10 units	Expiry date	No. of issue (units)	Listing date
66483	The Bank of East Asia, Ltd.	China Mobile R Bull CBBC Mar 2018 A	0.2500	83.78 per 100 units	85.28 per 100 units	2018/03/08	40,000,000	2017/03/27
66482	The Bank of East Asia, Ltd.	China Shenhua R Bull CBBC Mar 2018 B	0.3500	16.7800	17.2800	2018/03/08	30,000,000	2017/03/27
66480	The Bank of East Asia, Ltd.	HKEX R Bull CBBC Mar 2018 A	0.2500	190.28 per 100 units	192.28 per 100 units	2018/03/08	40,000,000	2017/03/27
66579	Goldman Sachs Structured Products (Asia) Ltd.	HSI R Bull CBBC Jan 2018 W	0.2500	24,401 per 10,000 units	24,501 per 10,000 units	2018/01/30	200,000,000	2017/03/27
66580	Goldman Sachs Structured Products (Asia) Ltd.	HSI R Bull CBBC Jan 2018 X	0.2500	24,100 per 10,000 units	24,200 per 10,000 units	2018/01/30	200,000,000	2017/03/27
66462	Goldman Sachs Structured Products (Asia) Ltd.	HSI R Bear CBBC Jun 2017 S	0.2500	24,500 per 10,000 units	24,400 per 10,000 units	2017/06/29	200,000,000	2017/03/27
66463	Goldman Sachs Structured Products (Asia) Ltd.	HSI R Bear CBBC Jun 2017 T	0.2500	25,500 per 10,000 units	25,400 per 10,000 units	2017/06/29	200,000,000	2017/03/27
66465	Goldman Sachs Structured Products (Asia) Ltd.	HSI R Bear CBBC Jun 2017 U	0.2500	25,750 per 10,000 units	25,650 per 10,000 units	2017/06/29	200,000,000	2017/03/27
66525	Hongkong and Shanghai Banking Corporation Ltd., The	China Mobile R Bull CBBC Dec 2017 C	0.2500	86.48 per 100 units	87.68 per 100 units	2017/12/15	50,000,000	2017/03/27
66526	Hongkong and Shanghai Banking Corporation Ltd., The	China Shenhua R Bull CBBC Dec 2017 A	0.3500	16.1800	16.6800	2017/12/22	40,000,000	2017/03/27
66527	Hongkong and Shanghai Banking Corporation Ltd., The	China Shenhua R Bull CBBC Dec 2017 B	0.2500	17.5800	18.0800	2017/12/15	40,000,000	2017/03/27
66513	Hongkong and Shanghai Banking Corporation Ltd., The	Geely Auto R Bull CBBC Dec 2017 E	0.2500	10.5800	10.8800	2017/12/22	40,000,000	2017/03/27
66521	Hongkong and Shanghai Banking Corporation Ltd., The	HKEX R Bull CBBC Dec 2017 H	0.2500	193.88 per 100 units	195.88 per 100 units	2017/12/22	50,000,000	2017/03/27
66523	Hongkong and Shanghai Banking Corporation Ltd., The	HKEX R Bull CBBC Dec 2017 I	0.2500	196.88 per 100 units	198.88 per 100 units	2017/12/15	50,000,000	2017/03/27
66524	Hongkong and Shanghai Banking Corporation Ltd., The	HSI R Bull CBBC Dec 2017 L	0.2500	24,248 per 10,000 units	24,398 per 10,000 units	2017/12/28	100,000,000	2017/03/27
66517	Hongkong and Shanghai Banking Corporation Ltd., The	Tencent R Bull CBBC Dec 2017 F	0.2500	220.88 per 100 units	222.88 per 100 units	2017/12/22	60,000,000	2017/03/27
66519	Hongkong and Shanghai Banking Corporation Ltd., The	Tencent R Bull CBBC Dec 2017 G	0.2500	222.88 per 100 units	224.88 per 100 units	2017/12/15	60,000,000	2017/03/27
66477	Haitong International Securities Co. Ltd.	Geely Auto R Bull CBBC Feb 2018 A	0.2500	9.6000	9.9800	2018/02/08	40,000,000	2017/03/27
66474	Haitong International Securities Co. Ltd.	HKEX R Bull CBBC Feb 2018 A	0.2500	188.80 per 100 units	190.80 per 100 units	2018/02/06	40,000,000	2017/03/27
66478	Haitong International Securities Co. Ltd.	HSBC R Bull CBBC Feb 2018 A	0.2500	60.80 per 100 units	61.80 per 100 units	2018/02/09	60,000,000	2017/03/27
66476	Haitong International Securities Co. Ltd.	SMIC R Bull CBBC Feb 2018 A	0.2500	9.5800	9.9800	2018/02/07	40,000,000	2017/03/27
66473	Haitong International Securities Co. Ltd.	Tencent R Bull CBBC Feb 2018 B	0.2500	210.80 per 100 units	212.80 per 100 units	2018/02/05	40,000,000	2017/03/27
66607	J.P. Morgan Structured Products B.V.	China Mobile R Bull CBBC Feb 2018 A	0.2500	87.38 per 100 units	88.88 per 100 units	2018/02/15	100,000,000	2017/03/27
66611	J.P. Morgan Structured Products B.V.	CUni R Bull CBBC Mar 2018 A	0.2500	9.2800	9.4800	2018/03/16	100,000,000	2017/03/27
66603	J.P. Morgan Structured Products B.V.	HKEX R Bull CBBC Feb 2018 B	0.2500	192.88 per 100 units	194.88 per 100 units	2018/02/15	40,000,000	2017/03/27
66601	J.P. Morgan Structured Products B.V.	HKEX R Bull CBBC Mar 2018 A	0.2500	196.88 per 100 units	198.88 per 100 units	2018/03/16	40,000,000	2017/03/27
66605	J.P. Morgan Structured Products B.V.	HKEX R Bear CBBC Mar 2018 A	0.2700	226.88 per 100 units	224.08 per 100 units	2018/03/16	40,000,000	2017/03/27
66612	J.P. Morgan Structured Products B.V.	HSCEI R Bull CBBC Jul 2018 A	0.2500	10,100 per 10,000 units	10,200 per 10,000 units	2018/07/30	100,000,000	2017/03/27
66592	J.P. Morgan Structured Products B.V.	HSI R Bull CBBC Feb 2018 X	0.3300	24,300 per 10,000 units	24,500 per 10,000 units	2018/02/27	200,000,000	2017/03/27
66582	J.P. Morgan Structured Products B.V.	HSI R Bull CBBC Mar 2018 D	0.2500	24,058 per 10,000 units	24,158 per 10,000 units	2018/03/28	200,000,000	2017/03/27
66584	J.P. Morgan Structured Products B.V.	HSI R Bull CBBC Aug 2018 E	0.2500	23,858 per 10,000 units	23,958 per 10,000 units	2018/08/30	200,000,000	2017/03/27
66581	J.P. Morgan Structured Products B.V.	HSI R Bear CBBC Jun 2017 M	0.2500	24,448 per 10,000 units	24,348 per 10,000 units	2017/06/29	200,000,000	2017/03/27
66586	J.P. Morgan Structured Products B.V.	HSI R Bear CBBC Jun 2017 N	0.2500	25,748 per 10,000 units	25,648 per 10,000 units	2017/06/29	200,000,000	2017/03/27
66587	J.P. Morgan Structured Products B.V.	HSI R Bear CBBC Jul 2017 Y	0.2500	26,400 per 10,000 units	26,200 per 10,000 units	2017/07/28	200,000,000	2017/03/27
66589	J.P. Morgan Structured Products B.V.	HSI R Bear CBBC Jul 2017 Z	0.3300	27,700 per 10,000 units	27,500 per 10,000 units	2017/07/28	200,000,000	2017/03/27
66594	J.P. Morgan Structured Products B.V.	Tencent R Bull CBBC Jan 2018 E	0.2500	216.88 per 100 units	218.88 per 100 units	2018/01/19	40,000,000	2017/03/27
66595	J.P. Morgan Structured Products B.V.	Tencent R Bull CBBC Feb 2018 A	0.2500	224.58 per 100 units	226.88 per 100 units	2018/02/15	40,000,000	2017/03/27
66596	J.P. Morgan Structured Products B.V.	Tencent R Bull CBBC Feb 2018 B	0.2500	220.88 per 100 units	222.88 per 100 units	2018/02/15	40,000,000	2017/03/27
66597	J.P. Morgan Structured Products B.V.	Tencent R Bear CBBC Mar 2018 B	0.3000	248.88 per 100 units	246.08 per 100 units	2018/03/16	40,000,000	2017/03/27
66598	J.P. Morgan Structured Products B.V.	Tencent R Bear CBBC Apr 2018 B	0.3400	260.88 per 100 units	258.08 per 100 units	2018/04/20	40,000,000	2017/03/27
66479	Macquarie Bank Ltd.	Tencent R Bear CBBC Oct 2017 B	0.2500	240.88 per 100 units	238.88 per 100 units	2017/10/31	40,000,000	2017/03/27
66486	SGA Societe Generale Acceptance N.V./SG Issuer	Galaxy R Bull CBBC Dec 2017 B	0.2500	37.68 per 100 units	38.08 per 100 units	2017/12/28	100,000,000	2017/03/27
66487	SGA Societe Generale Acceptance N.V./SG Issuer	Galaxy R Bull CBBC Jan 2018 C	0.2500	39.68 per 100 units	40.08 per 100 units	2018/01/30	100,000,000	2017/03/27

Newly listed callable bull/bear contracts (continued)

Code	Issuer	Name of issue	Issue prices (HK\$)	Strike price (HKD)/Strike level per 10 units	Call price (HKD)/Call level per 10 units	Expiry date	No. of issue (units)	Listing date
66491	SGA Societe Generale Acceptance N.V./SG Issuer	HKEX R Bull CBBC Dec 2017 E	0.2500	193.10 per 100 units	195.08 per 100 units	2017/12/28	100,000,000	2017/03/27
66492	SGA Societe Generale Acceptance N.V./SG Issuer	HKEX R Bull CBBC Jan 2018 C	0.2500	187.10 per 100 units	189.08 per 100 units	2018/01/30	100,000,000	2017/03/27
66493	SGA Societe Generale Acceptance N.V./SG Issuer	HKEX R Bull CBBC Jan 2018 D	0.2500	190.10 per 100 units	192.08 per 100 units	2018/01/30	100,000,000	2017/03/27
66570	SGA Societe Generale Acceptance N.V./SG Issuer	HSI R Bull CBBC Aug 2018 M	0.2500	24,358 per 12,000 units	24,458 per 12,000 units	2018/08/30	200,000,000	2017/03/27
66571	SGA Societe Generale Acceptance N.V./SG Issuer	HSI R Bull CBBC Sep 2018 H	0.2500	23,858 per 12,000 units	23,958 per 12,000 units	2018/09/27	200,000,000	2017/03/27
66572	SGA Societe Generale Acceptance N.V./SG Issuer	HSI R Bull CBBC Sep 2018 I	0.2500	24,308 per 10,000 units	24,408 per 10,000 units	2018/09/27	200,000,000	2017/03/27
66573	SGA Societe Generale Acceptance N.V./SG Issuer	HSI R Bull CBBC Oct 2018 G	0.2500	23,908 per 10,000 units	24,108 per 10,000 units	2018/10/30	200,000,000	2017/03/27
66561	SGA Societe Generale Acceptance N.V./SG Issuer	HSI R Bear CBBC Jul 2017 Q	0.2500	25,788 per 10,000 units	25,588 per 10,000 units	2017/07/28	200,000,000	2017/03/27
66562	SGA Societe Generale Acceptance N.V./SG Issuer	HSI R Bear CBBC Jul 2017 R	0.2500	26,038 per 12,000 units	25,938 per 12,000 units	2017/07/28	200,000,000	2017/03/27
66563	SGA Societe Generale Acceptance N.V./SG Issuer	HSI R Bear CBBC Aug 2017 T	0.2500	24,738 per 10,000 units	24,538 per 10,000 units	2017/08/30	200,000,000	2017/03/27
66564	SGA Societe Generale Acceptance N.V./SG Issuer	HSI R Bear CBBC Aug 2017 U	0.2500	24,838 per 10,000 units	24,638 per 10,000 units	2017/08/30	200,000,000	2017/03/27
66565	SGA Societe Generale Acceptance N.V./SG Issuer	HSI R Bear CBBC Aug 2017 V	0.2500	25,788 per 10,000 units	25,688 per 10,000 units	2017/08/30	200,000,000	2017/03/27
66567	SGA Societe Generale Acceptance N.V./SG Issuer	HSI R Bear CBBC Aug 2017 W	0.2500	26,388 per 10,000 units	26,188 per 10,000 units	2017/08/30	200,000,000	2017/03/27
66496	SGA Societe Generale Acceptance N.V./SG Issuer	Tencent R Bull CBBC Dec 2017 C	0.2500	205.58 per 100 units	207.08 per 100 units	2017/12/28	100,000,000	2017/03/27
66498	SGA Societe Generale Acceptance N.V./SG Issuer	Tencent R Bull CBBC Dec 2017 D	0.2500	211.58 per 100 units	213.08 per 100 units	2017/12/28	100,000,000	2017/03/27
66500	SGA Societe Generale Acceptance N.V./SG Issuer	Tencent R Bull CBBC Dec 2017 E	0.2500	217.58 per 100 units	219.08 per 100 units	2017/12/28	100,000,000	2017/03/27
66502	SGA Societe Generale Acceptance N.V./SG Issuer	Tencent R Bull CBBC Jan 2018 D	0.2500	208.58 per 100 units	210.08 per 100 units	2018/01/30	100,000,000	2017/03/27
66503	SGA Societe Generale Acceptance N.V./SG Issuer	Tencent R Bull CBBC Jan 2018 E	0.2500	214.58 per 100 units	216.08 per 100 units	2018/01/30	100,000,000	2017/03/27
66506	SGA Societe Generale Acceptance N.V./SG Issuer	Tencent R Bull CBBC Jan 2018 F	0.2500	220.58 per 100 units	222.08 per 100 units	2018/01/30	100,000,000	2017/03/27
66577	UBS AG	China Mobile R Bull CBBC Sep 2017 A	0.2500	84.68 per 100 units	85.88 per 100 units	2017/09/25	40,000,000	2017/03/27
66538	UBS AG	HSCEI R Bull CBBC Sep 2017 H	0.2500	10,288 per 10,000 units	10,388 per 10,000 units	2017/09/28	100,000,000	2017/03/27
66540	UBS AG	HSCEI R Bull CBBC Sep 2017 I	0.2500	9,988 per 10,000 units	10,088 per 10,000 units	2017/09/28	100,000,000	2017/03/27
66548	UBS AG	HSI R Bull CBBC Sep 2017 O	0.2500	24,401 per 12,000 units	24,501 per 12,000 units	2017/09/28	200,000,000	2017/03/27
66550	UBS AG	HSI R Bull CBBC Sep 2017 X	0.2500	23,950 per 12,000 units	24,150 per 12,000 units	2017/09/28	250,000,000	2017/03/27
66559	UBS AG	HSI R Bull CBBC Jan 2018 V	0.2500	23,700 per 10,000 units	23,900 per 10,000 units	2018/01/30	200,000,000	2017/03/27
66560	UBS AG	HSI R Bull CBBC Jan 2018 W	0.2500	23,450 per 12,000 units	23,650 per 12,000 units	2018/01/30	250,000,000	2017/03/27
66530	UBS AG	HSI R Bear CBBC Jun 2017 P	0.2500	24,410 per 10,000 units	24,310 per 10,000 units	2017/06/29	200,000,000	2017/03/27
66537	UBS AG	HSI R Bear CBBC Jun 2017 Q	0.2500	26,300 per 10,000 units	26,100 per 10,000 units	2017/06/29	200,000,000	2017/03/27
66531	UBS AG	HSI R Bear CBBC Jun 2017 T	0.2500	24,650 per 12,000 units	24,450 per 12,000 units	2017/06/29	250,000,000	2017/03/27
66532	UBS AG	HSI R Bear CBBC Jun 2017 V	0.2500	25,450 per 12,000 units	25,250 per 12,000 units	2017/06/29	250,000,000	2017/03/27
66543	UBS AG	Tencent R Bull CBBC Sep 2017 E	0.2500	222.88 per 100 units	224.88 per 100 units	2017/09/26	40,000,000	2017/03/27
66544	UBS AG	Tencent R Bear CBBC Jul 2017 A	0.2500	239.68 per 100 units	236.88 per 100 units	2017/07/10	40,000,000	2017/03/27
66547	UBS AG	Tencent R Bear CBBC Aug 2017 A	0.2500	251.68 per 100 units	248.88 per 100 units	2017/08/21	40,000,000	2017/03/27
66646	BNP Paribas Issuance B.V.	HSCEI R Bear CBBC Feb 2018 D	0.2500	10,700 per 10,000 units	10,600 per 10,000 units	2018/02/27	100,000,000	2017/03/28
66643	BNP Paribas Issuance B.V.	HSI R Bear CBBC Feb 2018 J	0.2500	24,800 per 10,000 units	24,600 per 10,000 units	2018/02/27	250,000,000	2017/03/28
66768	Credit Suisse AG	BOCL R Bull CBBC Jan 2018 A	0.2500	3.8200	3.9000	2018/01/17	50,000,000	2017/03/28
66772	Credit Suisse AG	China Mobile R Bull CBBC Dec 2017 E	0.2500	85.48 per 100 units	86.68 per 100 units	2017/12/29	50,000,000	2017/03/28
66770	Credit Suisse AG	China Shenhua R Bull CBBC Jan 2018 B	0.2500	16.4800	16.9800	2018/01/12	50,000,000	2017/03/28
66764	Credit Suisse AG	Geely Auto R Bull CBBC Dec 2017 F	0.2500	10.2200	10.5200	2017/12/08	50,000,000	2017/03/28
66739	Credit Suisse AG	HSCEI R Bull CBBC Feb 2018 A	0.2500	10,398 per 10,000 units	10,498 per 10,000 units	2018/02/27	100,000,000	2017/03/28
66731	Credit Suisse AG	HSI R Bull CBBC Sep 2017 H	0.2500	24,030 per 15,000 units	24,250 per 15,000 units	2017/09/28	300,000,000	2017/03/28
66734	Credit Suisse AG	HSI R Bull CBBC Feb 2018 M	0.2500	24,393 per 12,000 units	24,593 per 12,000 units	2018/02/27	200,000,000	2017/03/28
66733	Credit Suisse AG	HSI R Bull CBBC Aug 2018 A	0.2500	24,200 per 10,000 units	24,400 per 10,000 units	2018/08/30	200,000,000	2017/03/28

Newly listed callable bull/bear contracts (continued)

Code	Issuer	Name of issue	Issue prices (HK\$)	Strike price (HKD)/Strike level per 10 units	Call price (HKD)/Call level per 10 units	Expiry date	No. of issue (units)	Listing date
66721	Credit Suisse AG	HSI R Bear CBBC Jul 2017 R	0.2500	25,750 per 10,000 units	25,550 per 10,000 units	2017/07/28	200,000,000	2017/03/28
66723	Credit Suisse AG	HSI R Bear CBBC Jul 2017 S	0.2500	26,250 per 12,000 units	26,050 per 12,000 units	2017/07/28	200,000,000	2017/03/28
66728	Credit Suisse AG	HSI R Bear CBBC Jul 2017 T	0.2500	26,350 per 12,000 units	26,150 per 12,000 units	2017/07/28	200,000,000	2017/03/28
66729	Credit Suisse AG	HSI R Bear CBBC Aug 2017 K	0.2500	26,328 per 10,000 units	26,228 per 10,000 units	2017/08/30	150,000,000	2017/03/28
66767	Credit Suisse AG	Ping An R Bull CBBC Dec 2017 B	0.2500	43.38 per 100 units	43.98 per 100 units	2017/12/07	50,000,000	2017/03/28
66766	Credit Suisse AG	Tencent R Bull CBBC Jan 2018 G	0.2500	225.28 per 100 units	227.28 per 100 units	2018/01/12	50,000,000	2017/03/28
66736	Goldman Sachs Structured Products (Asia) Ltd.	HSI R Bull CBBC Jan 2018 Z	0.2500	24,493 per 10,000 units	24,593 per 10,000 units	2018/01/30	200,000,000	2017/03/28
66689	Goldman Sachs Structured Products (Asia) Ltd.	HSI R Bear CBBC Jun 2017 V	0.2500	24,800 per 10,000 units	24,700 per 10,000 units	2017/06/29	200,000,000	2017/03/28
66690	Goldman Sachs Structured Products (Asia) Ltd.	HSI R Bear CBBC Jun 2017 W	0.2500	24,650 per 10,000 units	24,550 per 10,000 units	2017/06/29	200,000,000	2017/03/28
66735	Goldman Sachs Structured Products (Asia) Ltd.	HSI R Bear CBBC Jun 2017 X	0.2500	25,650 per 12,000 units	25,450 per 12,000 units	2017/06/29	200,000,000	2017/03/28
66693	Hongkong and Shanghai Banking Corporation Ltd., The	Geely Auto R Bear CBBC Dec 2017 A	0.2500	11.9800	11.6800	2017/12/22	40,000,000	2017/03/28
66696	Hongkong and Shanghai Banking Corporation Ltd., The	HSI R Bull CBBC Oct 2017 U	0.2500	24,348 per 15,000 units	24,498 per 15,000 units	2017/10/30	100,000,000	2017/03/28
66700	Hongkong and Shanghai Banking Corporation Ltd., The	HSI R Bear CBBC Dec 2017 G	0.2500	26,038 per 15,000 units	25,888 per 15,000 units	2017/12/28	100,000,000	2017/03/28
66701	Hongkong and Shanghai Banking Corporation Ltd., The	HSI R Bear CBBC Dec 2017 H	0.2500	26,828 per 15,000 units	26,628 per 15,000 units	2017/12/28	200,000,000	2017/03/28
66750	J.P. Morgan Structured Products B.V.	Geely Auto R Bear CBBC Mar 2018 A	0.2500	12.1800	11.8800	2018/03/16	40,000,000	2017/03/28
66755	J.P. Morgan Structured Products B.V.	HKEX R Bull CBBC Apr 2018 A	0.2500	188.88 per 100 units	190.88 per 100 units	2018/04/20	40,000,000	2017/03/28
66757	J.P. Morgan Structured Products B.V.	HSI R Bull CBBC Jan 2018 A	0.2500	24,493 per 10,000 units	24,593 per 10,000 units	2018/01/30	200,000,000	2017/03/28
66742	J.P. Morgan Structured Products B.V.	HSI R Bull CBBC Mar 2018 E	0.2500	23,958 per 10,000 units	24,058 per 10,000 units	2018/03/28	200,000,000	2017/03/28
66741	J.P. Morgan Structured Products B.V.	HSI R Bull CBBC Aug 2018 F	0.2500	24,200 per 10,000 units	24,400 per 10,000 units	2018/08/30	200,000,000	2017/03/28
66740	J.P. Morgan Structured Products B.V.	HSI R Bear CBBC Jun 2017 O	0.2500	24,800 per 10,000 units	24,600 per 10,000 units	2017/06/29	200,000,000	2017/03/28
66745	J.P. Morgan Structured Products B.V.	HSI R Bear CBBC Jun 2017 P	0.2500	25,948 per 10,000 units	25,848 per 10,000 units	2017/06/29	200,000,000	2017/03/28
66746	J.P. Morgan Structured Products B.V.	HSI R Bear CBBC Jul 2017 H	0.2500	26,500 per 10,000 units	26,300 per 10,000 units	2017/07/28	200,000,000	2017/03/28
66748	J.P. Morgan Structured Products B.V.	HSI R Bear CBBC Jul 2017 P	0.2900	27,348 per 10,000 units	27,248 per 10,000 units	2017/07/28	200,000,000	2017/03/28
66751	J.P. Morgan Structured Products B.V.	Ping An R Bull CBBC Feb 2018 B	0.2500	42.28 per 100 units	42.88 per 100 units	2018/02/15	150,000,000	2017/03/28
66756	J.P. Morgan Structured Products B.V.	Tencent R Bull CBBC Apr 2018 A	0.2500	222.58 per 100 units	224.88 per 100 units	2018/04/20	40,000,000	2017/03/28
66653	SGA Societe Generale Acceptance N.V./SG Issuer	AIA R Bull CBBC Jan 2018 B	0.2500	48.48 per 100 units	49.08 per 100 units	2018/01/30	100,000,000	2017/03/28
66661	SGA Societe Generale Acceptance N.V./SG Issuer	CMob R Bull CBBC Dec 2017 D	0.2500	86.08 per 100 units	87.08 per 100 units	2017/12/28	100,000,000	2017/03/28
66662	SGA Societe Generale Acceptance N.V./SG Issuer	CMob R Bull CBBC Jan 2018 A	0.2500	83.08 per 100 units	84.08 per 100 units	2018/01/30	100,000,000	2017/03/28
66658	SGA Societe Generale Acceptance N.V./SG Issuer	CMob R Bear CBBC Oct 2017 A	0.2500	101.08 per 100 units	99.88 per 100 units	2017/10/30	100,000,000	2017/03/28
66656	SGA Societe Generale Acceptance N.V./SG Issuer	China Life R Bull CBBC Jan 2018 B	0.2500	23.6800	24.0800	2018/01/30	40,000,000	2017/03/28
66655	SGA Societe Generale Acceptance N.V./SG Issuer	China Life R Bear CBBC Sep 2017 C	0.4200	29.2800	28.8800	2017/09/28	40,000,000	2017/03/28
66688	SGA Societe Generale Acceptance N.V./SG Issuer	CSA50 R Bull CBBC Jan 2018 A	0.2500	11.3800	11.4800	2018/01/30	40,000,000	2017/03/28
66663	SGA Societe Generale Acceptance N.V./SG Issuer	Galaxy R Bear CBBC Sep 2017 E	0.2500	51.68 per 100 units	50.88 per 100 units	2017/09/28	100,000,000	2017/03/28
66672	SGA Societe Generale Acceptance N.V./SG Issuer	HKEX R Bull CBBC Jan 2018 E	0.2500	196.10 per 100 units	198.08 per 100 units	2018/01/30	100,000,000	2017/03/28
66792	SGA Societe Generale Acceptance N.V./SG Issuer	HSI R Bull CBBC Sep 2018 J	0.2500	24,258 per 12,000 units	24,358 per 12,000 units	2018/09/27	200,000,000	2017/03/28
66794	SGA Societe Generale Acceptance N.V./SG Issuer	HSI R Bull CBBC Sep 2018 K	0.2500	24,458 per 12,000 units	24,558 per 12,000 units	2018/09/27	200,000,000	2017/03/28
66795	SGA Societe Generale Acceptance N.V./SG Issuer	HSI R Bull CBBC Oct 2018 H	0.2500	24,308 per 10,000 units	24,508 per 10,000 units	2018/10/30	200,000,000	2017/03/28
66782	SGA Societe Generale Acceptance N.V./SG Issuer	HSI R Bear CBBC Aug 2017 X	0.2500	24,938 per 10,000 units	24,738 per 10,000 units	2017/08/30	200,000,000	2017/03/28
66787	SGA Societe Generale Acceptance N.V./SG Issuer	HSI R Bear CBBC Aug 2017 Y	0.2500	25,988 per 10,000 units	25,788 per 10,000 units	2017/08/30	200,000,000	2017/03/28
66674	SGA Societe Generale Acceptance N.V./SG Issuer	Ping An R Bull CBBC Jan 2018 B	0.2500	41.48 per 100 units	42.08 per 100 units	2018/01/30	100,000,000	2017/03/28
66683	SGA Societe Generale Acceptance N.V./SG Issuer	Sands R Bull CBBC Jan 2018 D	0.2500	33.28 per 100 units	34.08 per 100 units	2018/01/30	100,000,000	2017/03/28
66687	SGA Societe Generale Acceptance N.V./SG Issuer	Tencent R Bull CBBC Jan 2018 G	0.2500	223.58 per 100 units	225.08 per 100 units	2018/01/30	100,000,000	2017/03/28
66684	SGA Societe Generale Acceptance N.V./SG Issuer	Tencent R Bear CBBC Sep 2017 A	0.2500	242.88 per 100 units	240.88 per 100 units	2017/09/28	100,000,000	2017/03/28

Newly listed callable bull/bear contracts (continued)

Code	Issuer	Name of issue	Issue prices (HK\$)	Strike price (HKD)/Strike level per 10 units	Call price (HKD)/Call level per 10 units	Expiry date	No. of issue (units)	Listing date
66685	SGA Societe Generale Acceptance N.V./SG Issuer	Tencent R Bear CBBC Oct 2017 B	0.2500	247.88 per 100 units	245.88 per 100 units	2017/10/30	100,000,000	2017/03/28
66704	UBS AG	CC Bank R Bull CBBC Jan 2018 A	0.2500	6.1000	6.2000	2018/01/08	40,000,000	2017/03/28
66706	UBS AG	HSI R Bull CBBC Jan 2018 X	0.2500	23,950 per 10,000 units	24,050 per 10,000 units	2018/01/30	200,000,000	2017/03/28
66708	UBS AG	HSI R Bull CBBC Jan 2018 Y	0.2500	23,328 per 12,000 units	23,428 per 12,000 units	2018/01/30	200,000,000	2017/03/28
66717	UBS AG	HSI R Bull CBBC Jan 2018 Z	0.2500	24,393 per 12,000 units	24,593 per 12,000 units	2018/01/30	250,000,000	2017/03/28
66773	UBS AG	HSI R Bull CBBC Feb 2018 A	0.2500	24,250 per 12,000 units	24,450 per 12,000 units	2018/02/27	250,000,000	2017/03/28
66703	UBS AG	HSI R Bear CBBC Jun 2017 A	0.2500	24,702 per 12,000 units	24,502 per 12,000 units	2017/06/29	250,000,000	2017/03/28
66716	UBS AG	HSI R Bear CBBC Jun 2017 N	0.2500	25,450 per 12,000 units	25,350 per 12,000 units	2017/06/29	200,000,000	2017/03/28
66709	UBS AG	HSI R Bear CBBC Jun 2017 S	0.2500	24,750 per 10,000 units	24,650 per 10,000 units	2017/06/29	200,000,000	2017/03/28
66715	UBS AG	HSI R Bear CBBC Jun 2017 X	0.2500	24,988 per 10,000 units	24,888 per 10,000 units	2017/06/29	200,000,000	2017/03/28
66705	UBS AG	Sands China R Bull CBBC Jan 2018 A	0.2500	32.18 per 100 units	32.98 per 100 units	2018/01/08	40,000,000	2017/03/28
66819	BNP Paribas Issuance B.V.	HSI R Bear CBBC Feb 2018 B	0.2500	24,700 per 10,000 units	24,500 per 10,000 units	2018/02/27	250,000,000	2017/03/29
66831	Credit Suisse AG	HSI R Bull CBBC Feb 2018 N	0.2500	24,250 per 12,000 units	24,450 per 12,000 units	2018/02/27	200,000,000	2017/03/29
66841	Credit Suisse AG	HSI R Bull CBBC Feb 2018 O	0.2500	23,850 per 10,000 units	24,050 per 10,000 units	2018/02/27	200,000,000	2017/03/29
66845	Credit Suisse AG	HSI R Bull CBBC Feb 2018 P	0.2500	24,078 per 12,000 units	24,178 per 12,000 units	2018/02/27	150,000,000	2017/03/29
66847	Credit Suisse AG	HSI R Bear CBBC Jul 2017 U	0.2500	24,452 per 12,000 units	24,252 per 12,000 units	2017/07/28	200,000,000	2017/03/29
66848	Credit Suisse AG	HSI R Bear CBBC Jul 2017 V	0.2500	24,600 per 10,000 units	24,400 per 10,000 units	2017/07/28	200,000,000	2017/03/29
66854	Credit Suisse AG	HSI R Bear CBBC Jul 2017 W	0.2500	24,850 per 12,000 units	24,650 per 12,000 units	2017/07/28	200,000,000	2017/03/29
66850	Credit Suisse AG	HSI R Bear CBBC Aug 2017 L	0.2500	24,628 per 12,000 units	24,528 per 12,000 units	2017/08/30	150,000,000	2017/03/29
66855	Goldman Sachs Structured Products (Asia) Ltd.	HSI R Bull CBBC Jan 2018 B	0.2500	23,750 per 10,000 units	23,950 per 10,000 units	2018/01/30	200,000,000	2017/03/29
66857	Goldman Sachs Structured Products (Asia) Ltd.	HSI R Bull CBBC Jan 2018 C	0.2500	24,100 per 10,000 units	24,300 per 10,000 units	2018/01/30	200,000,000	2017/03/29
66829	Goldman Sachs Structured Products (Asia) Ltd.	HSI R Bear CBBC Jun 2017 Y	0.2500	24,352 per 10,000 units	24,252 per 10,000 units	2017/06/29	200,000,000	2017/03/29
66811	Hongkong and Shanghai Banking Corporation Ltd., The	China Mobile R Bear CBBC Apr 2018 A	0.2500	104.08 per 100 units	102.88 per 100 units	2018/04/30	40,000,000	2017/03/29
66797	Hongkong and Shanghai Banking Corporation Ltd., The	Sinopec Corp R Bull CBBC Nov 2017 A	0.2500	5.6300	5.7800	2017/11/27	50,000,000	2017/03/29
66813	Hongkong and Shanghai Banking Corporation Ltd., The	CSOP A50 ETF R Bull CBBC Jan 2018 F	0.2500	10.5200	10.6200	2018/01/15	50,000,000	2017/03/29
66814	Hongkong and Shanghai Banking Corporation Ltd., The	A50 R Bull CBBC Jan 2018 F	0.2500	9.3800	9.4800	2018/01/15	50,000,000	2017/03/29
66799	Hongkong and Shanghai Banking Corporation Ltd., The	Galaxy Ent R Bear CBBC Jan 2018 E	0.2500	49.68 per 100 units	48.88 per 100 units	2018/01/22	40,000,000	2017/03/29
66817	Hongkong and Shanghai Banking Corporation Ltd., The	HSCEI R Bear CBBC Nov 2017 A	0.2500	10,888 per 10,000 units	10,788 per 10,000 units	2017/11/29	50,000,000	2017/03/29
66815	Hongkong and Shanghai Banking Corporation Ltd., The	HSI R Bear CBBC Sep 2017 H	0.2500	24,538 per 15,000 units	24,388 per 15,000 units	2017/09/28	100,000,000	2017/03/29
66816	Hongkong and Shanghai Banking Corporation Ltd., The	HSI R Bear CBBC Oct 2017 M	0.2500	24,738 per 15,000 units	24,588 per 15,000 units	2017/10/30	100,000,000	2017/03/29
66809	Hongkong and Shanghai Banking Corporation Ltd., The	Sands China R Bear CBBC Apr 2018 A	0.2500	42.18 per 100 units	41.38 per 100 units	2018/04/30	40,000,000	2017/03/29
66798	Hongkong and Shanghai Banking Corporation Ltd., The	Tencent R Bear CBBC Jan 2018 B	0.4000	257.88 per 100 units	255.88 per 100 units	2018/01/15	40,000,000	2017/03/29
66910	J.P. Morgan Structured Products B.V.	HSI R Bull CBBC Mar 2018 F	0.2500	24,100 per 10,000 units	24,300 per 10,000 units	2018/03/28	200,000,000	2017/03/29
66909	J.P. Morgan Structured Products B.V.	HSI R Bull CBBC Aug 2018 G	0.2500	24,358 per 10,000 units	24,558 per 10,000 units	2018/08/30	200,000,000	2017/03/29
66912	J.P. Morgan Structured Products B.V.	HSI R Bear CBBC Jun 2017 Q	0.2500	24,352 per 10,000 units	24,252 per 10,000 units	2017/06/29	200,000,000	2017/03/29
66913	J.P. Morgan Structured Products B.V.	HSI R Bear CBBC Jun 2017 R	0.2500	24,700 per 10,000 units	24,500 per 10,000 units	2017/06/29	200,000,000	2017/03/29
66921	SGA Societe Generale Acceptance N.V./SG Issuer	HSI R Bull CBBC Sep 2018 L	0.2500	24,058 per 10,000 units	24,258 per 10,000 units	2018/09/27	200,000,000	2017/03/29
66915	SGA Societe Generale Acceptance N.V./SG Issuer	HSI R Bear CBBC Jul 2017 T	0.2500	24,788 per 10,000 units	24,588 per 10,000 units	2017/07/28	200,000,000	2017/03/29
66920	SGA Societe Generale Acceptance N.V./SG Issuer	HSI R Bear CBBC Aug 2017 A	0.2500	24,588 per 10,000 units	24,488 per 10,000 units	2017/08/30	200,000,000	2017/03/29
66916	SGA Societe Generale Acceptance N.V./SG Issuer	HSI R Bear CBBC Aug 2017 Z	0.2500	24,538 per 10,000 units	24,338 per 10,000 units	2017/08/30	200,000,000	2017/03/29
66890	UBS AG	HKEX R Bull CBBC Oct 2017 E	0.2500	190.38 per 100 units	192.38 per 100 units	2017/10/23	50,000,000	2017/03/29
66892	UBS AG	HKEX R Bull CBBC Nov 2017 C	0.2500	187.98 per 100 units	189.98 per 100 units	2017/11/13	50,000,000	2017/03/29
66895	UBS AG	HKEX R Bull CBBC Nov 2017 D	0.2500	184.98 per 100 units	186.98 per 100 units	2017/11/20	50,000,000	2017/03/29

Newly listed callable bull/bear contracts (continued)

Code	Issuer	Name of issue	Issue prices (HK\$)	Strike price (HKD)/Strike level per 10 units	Call price (HKD)/Call level per 10 units	Expiry date	No. of issue (units)	Listing date
66862	UBS AG	HSI R Bull CBBC Jan 2018 A	0.2500	24,200 per 12,000 units	24,400 per 12,000 units	2018/01/30	250,000,000	2017/03/29
66864	UBS AG	HSI R Bull CBBC Jan 2018 B	0.2500	24,050 per 10,000 units	24,250 per 10,000 units	2018/01/30	200,000,000	2017/03/29
66861	UBS AG	HSI R Bull CBBC Feb 2018 B	0.2500	24,350 per 10,000 units	24,550 per 10,000 units	2018/02/27	200,000,000	2017/03/29
66867	UBS AG	HSI R Bull CBBC Feb 2018 C	0.2500	23,600 per 12,000 units	23,800 per 12,000 units	2018/02/27	250,000,000	2017/03/29
66876	UBS AG	HSI R Bear CBBC Jun 2017 U	0.2500	24,452 per 12,000 units	24,252 per 12,000 units	2017/06/29	250,000,000	2017/03/29
66887	UBS AG	HSI R Bear CBBC Jun 2017 W	0.2500	24,750 per 12,000 units	24,550 per 12,000 units	2017/06/29	250,000,000	2017/03/29
66870	UBS AG	HSI R Bear CBBC Jul 2017 E	0.2500	25,950 per 12,000 units	25,850 per 12,000 units	2017/07/28	200,000,000	2017/03/29
66873	UBS AG	HSI R Bear CBBC Jul 2017 F	0.2500	26,300 per 12,000 units	26,200 per 12,000 units	2017/07/28	200,000,000	2017/03/29
66886	UBS AG	HSI R Bear CBBC Jul 2017 G	0.2500	24,600 per 12,000 units	24,400 per 12,000 units	2017/07/28	250,000,000	2017/03/29
66954	Credit Suisse AG	Geely Auto R Bull CBBC Jan 2018 B	0.2500	10.7800	11.0800	2018/01/05	50,000,000	2017/03/30
66952	Credit Suisse AG	HSI R Bull CBBC Aug 2018 B	0.2500	23,750 per 12,000 units	23,950 per 12,000 units	2018/08/30	200,000,000	2017/03/30
66938	Credit Suisse AG	HSI R Bear CBBC Jul 2017 X	0.2500	24,650 per 10,000 units	24,450 per 10,000 units	2017/07/28	200,000,000	2017/03/30
66942	Credit Suisse AG	HSI R Bear CBBC Sep 2017 B	0.2500	24,548 per 15,000 units	24,328 per 15,000 units	2017/09/28	300,000,000	2017/03/30
66946	Credit Suisse AG	Tencent R Bear CBBC Dec 2017 A	0.2500	238.68 per 100 units	236.68 per 100 units	2017/12/07	50,000,000	2017/03/30
66989	Goldman Sachs Structured Products (Asia) Ltd.	HSI R Bull CBBC Feb 2018 H	0.2500	24,150 per 10,000 units	24,250 per 10,000 units	2018/02/27	200,000,000	2017/03/30
66991	Goldman Sachs Structured Products (Asia) Ltd.	HSI R Bear CBBC Jul 2017 Q	0.2500	24,800 per 10,000 units	24,600 per 10,000 units	2017/07/28	200,000,000	2017/03/30
66932	Hongkong and Shanghai Banking Corporation Ltd., The	Galaxy Ent R Bull CBBC Jan 2018 D	0.2500	39.58 per 100 units	40.38 per 100 units	2018/01/15	80,000,000	2017/03/30
66933	Hongkong and Shanghai Banking Corporation Ltd., The	Link REIT R Bull CBBC Jul 2018 A	0.2500	43.18 per 100 units	44.68 per 100 units	2018/07/31	40,000,000	2017/03/30
66934	Hongkong and Shanghai Banking Corporation Ltd., The	Sands China R Bull CBBC Mar 2018 E	0.2500	33.48 per 100 units	34.28 per 100 units	2018/03/01	80,000,000	2017/03/30
66981	J.P. Morgan Structured Products B.V.	HSI R Bull CBBC Feb 2018 Y	0.2500	24,158 per 10,000 units	24,258 per 10,000 units	2018/02/27	200,000,000	2017/03/30
66979	J.P. Morgan Structured Products B.V.	HSI R Bear CBBC Jun 2017 S	0.2500	24,600 per 10,000 units	24,400 per 10,000 units	2017/06/29	200,000,000	2017/03/30
66983	J.P. Morgan Structured Products B.V.	HSI R Bear CBBC Jun 2017 T	0.2500	24,748 per 10,000 units	24,648 per 10,000 units	2017/06/29	200,000,000	2017/03/30
66922	SGA Societe Generale Acceptance N.V./SG Issuer	AIA R Bear CBBC Oct 2017 A	0.2500	51.48 per 100 units	50.88 per 100 units	2017/10/30	100,000,000	2017/03/30
66928	SGA Societe Generale Acceptance N.V./SG Issuer	Geely Auto R Bull CBBC Dec 2017 B	0.2500	10.5800	10.7800	2017/12/28	40,000,000	2017/03/30
66925	SGA Societe Generale Acceptance N.V./SG Issuer	Geely Auto R Bear CBBC Oct 2017 A	0.2500	13.7800	13.5800	2017/10/30	40,000,000	2017/03/30
66929	SGA Societe Generale Acceptance N.V./SG Issuer	HSBC R Bear CBBC Nov 2017 B	0.2500	68.38 per 100 units	66.88 per 100 units	2017/11/29	100,000,000	2017/03/30
66993	SGA Societe Generale Acceptance N.V./SG Issuer	HSI R Bull CBBC Sep 2018 M	0.2500	24,108 per 12,000 units	24,308 per 12,000 units	2018/09/27	200,000,000	2017/03/30
66994	SGA Societe Generale Acceptance N.V./SG Issuer	HSI R Bull CBBC Oct 2018 I	0.2500	24,008 per 12,000 units	24,208 per 12,000 units	2018/10/30	200,000,000	2017/03/30
66992	SGA Societe Generale Acceptance N.V./SG Issuer	HSI R Bear CBBC Jul 2017 E	0.2500	24,538 per 12,000 units	24,438 per 12,000 units	2017/07/28	200,000,000	2017/03/30
66930	SGA Societe Generale Acceptance N.V./SG Issuer	Tencent R Bear CBBC Sep 2017 B	0.2500	227.88 per 100 units	225.88 per 100 units	2017/09/28	100,000,000	2017/03/30
66955	UBS AG	HSI R Bull CBBC Aug 2017 W	0.2500	24,120 per 12,000 units	24,320 per 12,000 units	2017/08/30	250,000,000	2017/03/30
66956	UBS AG	HSI R Bear CBBC Jun 2017 R	0.2500	24,550 per 12,000 units	24,350 per 12,000 units	2017/06/29	250,000,000	2017/03/30
66966	UBS AG	HSI R Bear CBBC Jun 2017 Y	0.2500	24,800 per 12,000 units	24,600 per 12,000 units	2017/06/29	250,000,000	2017/03/30
66972	UBS AG	HSI R Bear CBBC Jun 2017 Z	0.2500	25,750 per 10,000 units	25,650 per 10,000 units	2017/06/29	200,000,000	2017/03/30
66978	UBS AG	HSI R Bear CBBC Jul 2017 H	0.2500	26,150 per 12,000 units	26,050 per 12,000 units	2017/07/28	200,000,000	2017/03/30
67010	Credit Suisse AG	CUni R Bull CBBC Jan 2018 B	0.2500	9.9000	10.1000	2018/01/18	50,000,000	2017/03/31
67009	Credit Suisse AG	CNOOC R Bull CBBC Dec 2017 B	0.2500	8.9200	9.1200	2017/12/21	50,000,000	2017/03/31
67011	Credit Suisse AG	HSI R Bull CBBC Feb 2018 Q	0.2500	24,158 per 12,000 units	24,358 per 12,000 units	2018/02/27	200,000,000	2017/03/31
67004	Credit Suisse AG	HSI R Bear CBBC Jul 2017 Y	0.2500	24,509 per 10,000 units	24,309 per 10,000 units	2017/07/28	200,000,000	2017/03/31
67005	Credit Suisse AG	HSI R Bear CBBC Jul 2017 Z	0.2500	24,800 per 10,000 units	24,600 per 10,000 units	2017/07/28	200,000,000	2017/03/31
67015	The Bank of East Asia, Ltd.	Galaxy Ent R Bull CBBC Dec 2017 G	0.5600	38.4800	39.2800	2017/12/28	18,000,000	2017/03/31
67017	The Bank of East Asia, Ltd.	Ping An R Bull CBBC Dec 2017 F	0.6500	42.0800	42.6800	2017/12/28	16,000,000	2017/03/31
67019	The Bank of East Asia, Ltd.	Tencent R Bull CBBC Dec 2017 H	0.2500	222.28 per 100 units	224.28 per 100 units	2017/12/28	40,000,000	2017/03/31

Newly listed callable bull/bear contracts (continued)

Code	Issuer	Name of issue	Issue prices (HK\$)	Strike price (HKD)/Strike level per 10 units	Call price (HKD)/Call level per 10 units	Expiry date	No. of issue (units)	Listing date
67020	The Bank of East Asia, Ltd.	Tencent R Bull CBBC Dec 2017 I	0.2500	217.28 per 100 units	219.28 per 100 units	2017/12/28	40,000,000	2017/03/31
67001	Goldman Sachs Structured Products (Asia) Ltd.	HSI R Bull CBBC Jan 2018 D	0.2500	24,258 per 10,000 units	24,358 per 10,000 units	2018/01/30	200,000,000	2017/03/31
67003	Goldman Sachs Structured Products (Asia) Ltd.	HSI R Bear CBBC Jul 2017 R	0.2500	24,700 per 10,000 units	24,500 per 10,000 units	2017/07/28	200,000,000	2017/03/31
66996	Hongkong and Shanghai Banking Corporation Ltd., The	HSI R Bear CBBC Nov 2017 I	0.2500	24,638 per 15,000 units	24,488 per 15,000 units	2017/11/29	100,000,000	2017/03/31
67025	J.P. Morgan Structured Products B.V.	CUni R Bull CBBC Jan 2018 B	0.2500	9.8800	10.0800	2018/01/19	60,000,000	2017/03/31
67024	J.P. Morgan Structured Products B.V.	CNOOC R Bull CBBC Feb 2018 B	0.2500	8.8800	9.0800	2018/02/15	80,000,000	2017/03/31
67026	J.P. Morgan Structured Products B.V.	Sinopec Corp R Bull CBBC Feb 2018 A	0.2500	5.7300	5.8800	2018/02/15	100,000,000	2017/03/31
67029	J.P. Morgan Structured Products B.V.	HSI R Bull CBBC Feb 2018 Z	0.2500	24,258 per 10,000 units	24,358 per 10,000 units	2018/02/27	200,000,000	2017/03/31
67032	J.P. Morgan Structured Products B.V.	HSI R Bear CBBC Jul 2017 R	0.2500	24,548 per 10,000 units	24,448 per 10,000 units	2017/07/28	200,000,000	2017/03/31
67023	SGA Societe Generale Acceptance N.V./SG Issuer	HSI R Bull CBBC Aug 2018 N	0.2500	23,700 per 20,000 units	23,800 per 20,000 units	2018/08/30	200,000,000	2017/03/31
67022	SGA Societe Generale Acceptance N.V./SG Issuer	HSI R Bear CBBC Jul 2017 G	0.2500	24,588 per 10,000 units	24,388 per 10,000 units	2017/07/28	200,000,000	2017/03/31
67012	UBS AG	HSI R Bull CBBC Dec 2017 R	0.2500	24,200 per 10,000 units	24,300 per 10,000 units	2017/12/28	200,000,000	2017/03/31
67013	UBS AG	HSI R Bear CBBC Jul 2017 I	0.2500	24,509 per 12,000 units	24,309 per 12,000 units	2017/07/28	250,000,000	2017/03/31
67014	UBS AG	HSI R Bear CBBC Jul 2017 J	0.2500	24,888 per 12,000 units	24,688 per 12,000 units	2017/07/28	250,000,000	2017/03/31
67045	BNP Paribas Issuance B.V.	HSI R Bull CBBC Aug 2018 L	0.2500	24,100 per 10,000 units	24,300 per 10,000 units	2018/08/30	250,000,000	2017/04/03
67068	BNP Paribas Issuance B.V.	HSI R Bear CBBC Feb 2018 C	0.2500	24,400 per 10,000 units	24,200 per 10,000 units	2018/02/27	250,000,000	2017/04/03
67038	BNP Paribas Issuance B.V.	HSI R Bear CBBC Feb 2018 P	0.2500	24,600 per 10,000 units	24,400 per 10,000 units	2018/02/27	250,000,000	2017/04/03
67049	BNP Paribas Issuance B.V.	HSI R Bear CBBC Feb 2018 Q	0.2500	24,500 per 10,000 units	24,300 per 10,000 units	2018/02/27	250,000,000	2017/04/03
67062	Credit Suisse AG	China Mobile R Bear CBBC Dec 2017 B	0.2500	89.18 per 100 units	87.98 per 100 units	2017/12/21	50,000,000	2017/04/03
67060	Credit Suisse AG	HSI R Bull CBBC Aug 2018 C	0.2500	24,100 per 10,000 units	24,300 per 10,000 units	2018/08/30	200,000,000	2017/04/03
67063	Credit Suisse AG	HSI R Bull CBBC Aug 2018 D	0.2500	23,950 per 10,000 units	24,150 per 10,000 units	2018/08/30	200,000,000	2017/04/03
67065	Credit Suisse AG	HSI R Bear CBBC Jul 2017 A	0.2500	24,394 per 12,000 units	24,194 per 12,000 units	2017/07/28	200,000,000	2017/04/03
67067	Credit Suisse AG	HSI R Bear CBBC Aug 2017 M	0.2500	24,550 per 12,000 units	24,350 per 12,000 units	2017/08/30	200,000,000	2017/04/03
67056	Goldman Sachs Structured Products (Asia) Ltd.	HSI R Bull CBBC Feb 2018 I	0.2500	24,100 per 10,000 units	24,200 per 10,000 units	2018/02/27	200,000,000	2017/04/03
67048	Goldman Sachs Structured Products (Asia) Ltd.	HSI R Bear CBBC Jul 2017 S	0.2500	24,500 per 10,000 units	24,400 per 10,000 units	2017/07/28	200,000,000	2017/04/03
67052	Hongkong and Shanghai Banking Corporation Ltd., The	Geely Auto R Bull CBBC Feb 2018 A	0.2500	11.1800	11.4800	2018/02/12	40,000,000	2017/04/03
67054	Hongkong and Shanghai Banking Corporation Ltd., The	HSI R Bear CBBC Dec 2017 I	0.2500	26,338 per 15,000 units	26,188 per 15,000 units	2017/12/28	100,000,000	2017/04/03
67050	Hongkong and Shanghai Banking Corporation Ltd., The	Tencent R Bull CBBC Feb 2018 A	0.2500	222.88 per 100 units	224.88 per 100 units	2018/02/12	60,000,000	2017/04/03
67087	J.P. Morgan Structured Products B.V.	HKEX R Bear CBBC Jan 2018 B	0.2500	200.08 per 100 units	198.08 per 100 units	2018/01/19	40,000,000	2017/04/03
67085	J.P. Morgan Structured Products B.V.	HSI R Bull CBBC Mar 2018 G	0.2500	24,000 per 10,000 units	24,200 per 10,000 units	2018/03/28	200,000,000	2017/04/03
67100	J.P. Morgan Structured Products B.V.	HSI R Bear CBBC Jul 2017 S	0.2500	24,500 per 10,000 units	24,300 per 10,000 units	2017/07/28	200,000,000	2017/04/03
67099	J.P. Morgan Structured Products B.V.	HSI R Bear CBBC Jul 2017 T	0.2500	24,294 per 10,000 units	24,194 per 10,000 units	2017/07/28	200,000,000	2017/04/03
67101	J.P. Morgan Structured Products B.V.	HSI R Bear CBBC Jul 2017 U	0.2500	24,648 per 10,000 units	24,548 per 10,000 units	2017/07/28	200,000,000	2017/04/03
67102	J.P. Morgan Structured Products B.V.	HSI R Bear CBBC Jul 2017 W	0.2500	24,948 per 10,000 units	24,848 per 10,000 units	2017/07/28	200,000,000	2017/04/03
67103	J.P. Morgan Structured Products B.V.	HSI R Bear CBBC Jul 2017 X	0.2500	25,500 per 10,000 units	25,300 per 10,000 units	2017/07/28	200,000,000	2017/04/03
67086	J.P. Morgan Structured Products B.V.	Tencent R Bear CBBC Feb 2018 A	0.2500	228.88 per 100 units	226.08 per 100 units	2018/02/15	40,000,000	2017/04/03
67094	SGA Societe Generale Acceptance N.V./SG Issuer	HSI R Bull CBBC Sep 2018 N	0.2500	24,058 per 12,000 units	24,158 per 12,000 units	2018/09/27	200,000,000	2017/04/03
67097	SGA Societe Generale Acceptance N.V./SG Issuer	HSI R Bull CBBC Oct 2018 J	0.2500	24,008 per 12,000 units	24,108 per 12,000 units	2018/10/30	200,000,000	2017/04/03
67089	SGA Societe Generale Acceptance N.V./SG Issuer	HSI R Bear CBBC Jul 2017 F	0.2500	24,338 per 12,000 units	24,238 per 12,000 units	2017/07/28	200,000,000	2017/04/03
67093	SGA Societe Generale Acceptance N.V./SG Issuer	HSI R Bear CBBC Aug 2017 B	0.2500	24,388 per 10,000 units	24,288 per 10,000 units	2017/08/30	200,000,000	2017/04/03
67083	UBS AG	HSI R Bull CBBC Sep 2017 A	0.2500	24,000 per 12,000 units	24,200 per 12,000 units	2017/09/28	250,000,000	2017/04/03
67069	UBS AG	HSI R Bull CBBC Jan 2018 G	0.2500	24,158 per 10,000 units	24,358 per 10,000 units	2018/01/30	200,000,000	2017/04/03
67070	UBS AG	HSI R Bull CBBC Feb 2018 D	0.2500	22,988 per 10,000 units	23,088 per 10,000 units	2018/02/27	200,000,000	2017/04/03

Newly listed callable bull/bear contracts (continued)

Code	Issuer	Name of issue	Issue prices (HK\$)	Strike price (HKD)/Strike level per 10 units	Call price (HKD)/Call level per 10 units	Expiry date	No. of issue (units)	Listing date
67073	UBS AG	HSI R Bear CBBC Jul 2017 K	0.2500	24,588 per 12,000 units	24,488 per 12,000 units	2017/07/28	200,000,000	2017/04/03
67084	UBS AG	HSI R Bear CBBC Jul 2017 L	0.2500	24,394 per 12,000 units	24,194 per 12,000 units	2017/07/28	250,000,000	2017/04/03
67077	UBS AG	Petrochina R Bull CBBC Dec 2017 B	0.2500	4.9000	5.1000	2017/12/18	40,000,000	2017/04/03
67082	UBS AG	Tencent R Bull CBBC Feb 2018 A	0.2500	218.98 per 100 units	220.98 per 100 units	2018/02/12	50,000,000	2017/04/03
67111	BNP Paribas Issuance B.V.	HSCEI R Bull CBBC Aug 2018 A	0.2500	10,300 per 10,000 units	10,400 per 10,000 units	2018/08/30	100,000,000	2017/04/05
67112	BNP Paribas Issuance B.V.	HSCEI R Bull CBBC Aug 2018 B	0.2500	10,100 per 10,000 units	10,200 per 10,000 units	2018/08/30	100,000,000	2017/04/05
67143	Credit Suisse AG	Galaxy Ent R Bull CBBC Jan 2018 B	0.2500	40.18 per 100 units	40.98 per 100 units	2018/01/19	50,000,000	2017/04/05
67139	Credit Suisse AG	HSI R Bull CBBC Feb 2018 R	0.2500	24,050 per 12,000 units	24,250 per 12,000 units	2018/02/27	200,000,000	2017/04/05
67136	Credit Suisse AG	HSI R Bear CBBC Aug 2017 N	0.2500	24,328 per 10,000 units	24,228 per 10,000 units	2017/08/30	150,000,000	2017/04/05
67146	Credit Suisse AG	Tencent R Bull CBBC Dec 2017 H	0.2500	219.28 per 100 units	221.28 per 100 units	2017/12/29	50,000,000	2017/04/05
67104	Goldman Sachs Structured Products (Asia) Ltd.	HSI R Bear CBBC Jul 2017 T	0.2500	24,300 per 10,000 units	24,200 per 10,000 units	2017/07/28	200,000,000	2017/04/05
67121	Haitong International Securities Co. Ltd.	HSI R Bull CBBC Jan 2018 D	0.2510	23,600 per 10,000 units	23,800 per 10,000 units	2018/01/30	200,000,000	2017/04/05
67118	Haitong International Securities Co. Ltd.	HSI R Bull CBBC Feb 2018 B	0.2530	23,800 per 10,000 units	24,000 per 10,000 units	2018/02/27	200,000,000	2017/04/05
67119	Haitong International Securities Co. Ltd.	HSI R Bull CBBC Mar 2018 A	0.2510	23,700 per 10,000 units	23,900 per 10,000 units	2018/03/28	200,000,000	2017/04/05
67122	Haitong International Securities Co. Ltd.	HSI R Bull CBBC Aug 2018 A	0.2510	23,558 per 10,000 units	23,658 per 10,000 units	2018/08/30	200,000,000	2017/04/05
67123	Haitong International Securities Co. Ltd.	HSI R Bear CBBC Jul 2017 B	0.2500	24,600 per 10,000 units	24,400 per 10,000 units	2017/07/28	200,000,000	2017/04/05
67129	Haitong International Securities Co. Ltd.	HSI R Bear CBBC Jul 2017 C	0.2500	25,100 per 10,000 units	24,900 per 10,000 units	2017/07/28	200,000,000	2017/04/05
67148	J.P. Morgan Structured Products B.V.	Geely Auto R Bull CBBC Mar 2018 A	0.2500	10.9800	11.2800	2018/03/16	60,000,000	2017/04/05
67152	J.P. Morgan Structured Products B.V.	HSI R Bull CBBC Feb 2018 C	0.2500	24,058 per 10,000 units	24,158 per 10,000 units	2018/02/27	200,000,000	2017/04/05
67147	J.P. Morgan Structured Products B.V.	HSI R Bear CBBC Jul 2017 M	0.2500	24,448 per 10,000 units	24,348 per 10,000 units	2017/07/28	200,000,000	2017/04/05
67151	J.P. Morgan Structured Products B.V.	HSI R Bear CBBC Jul 2017 N	0.2500	24,900 per 10,000 units	24,700 per 10,000 units	2017/07/28	250,000,000	2017/04/05
67150	J.P. Morgan Structured Products B.V.	Tencent R Bull CBBC Apr 2018 B	0.2500	222.58 per 100 units	224.88 per 100 units	2018/04/20	40,000,000	2017/04/05
67163	SGA Societe Generale Acceptance N.V./SG Issuer	HSI R Bull CBBC Oct 2018 K	0.2500	24,158 per 12,000 units	24,258 per 12,000 units	2018/10/30	200,000,000	2017/04/05
67161	SGA Societe Generale Acceptance N.V./SG Issuer	HSI R Bear CBBC Jul 2017 H	0.2500	24,688 per 12,000 units	24,488 per 12,000 units	2017/07/28	200,000,000	2017/04/05
67134	UBS AG	HSI R Bull CBBC Aug 2017 X	0.2500	23,950 per 12,000 units	24,150 per 12,000 units	2017/08/30	250,000,000	2017/04/05
67130	UBS AG	HSI R Bear CBBC Jul 2017 M	0.2500	24,338 per 10,000 units	24,238 per 10,000 units	2017/07/28	200,000,000	2017/04/05
67177	Credit Suisse AG	China Life R Bull CBBC Dec 2017 B	0.2500	22.7800	23.2800	2017/12/14	50,000,000	2017/04/06
67175	Credit Suisse AG	HSI R Bull CBBC Aug 2018 E	0.2500	24,196 per 10,000 units	24,396 per 10,000 units	2018/08/30	200,000,000	2017/04/06
67174	Credit Suisse AG	HSI R Bear CBBC Aug 2017 O	0.2500	24,600 per 10,000 units	24,400 per 10,000 units	2017/08/30	200,000,000	2017/04/06
67172	Goldman Sachs Structured Products (Asia) Ltd.	HSI R Bull CBBC Feb 2018 J	0.2500	24,296 per 10,000 units	24,396 per 10,000 units	2018/02/27	200,000,000	2017/04/06
67194	Goldman Sachs Structured Products (Asia) Ltd.	HSI R Bear CBBC Jul 2017 U	0.2500	24,650 per 12,000 units	24,450 per 12,000 units	2017/07/28	200,000,000	2017/04/06
67167	Hongkong and Shanghai Banking Corporation Ltd., The	Galaxy Ent R Bear CBBC Feb 2018 A	0.2500	52.68 per 100 units	51.88 per 100 units	2018/02/12	40,000,000	2017/04/06
67164	Hongkong and Shanghai Banking Corporation Ltd., The	HSCEI R Bear CBBC Oct 2017 C	0.2500	10,688 per 10,000 units	10,588 per 10,000 units	2017/10/30	50,000,000	2017/04/06
67166	Hongkong and Shanghai Banking Corporation Ltd., The	HSI R Bull CBBC Oct 2017 V	0.2500	24,148 per 15,000 units	24,298 per 15,000 units	2017/10/30	100,000,000	2017/04/06
67165	Hongkong and Shanghai Banking Corporation Ltd., The	HSI R Bull CBBC Nov 2017 W	0.2500	24,048 per 15,000 units	24,198 per 15,000 units	2017/11/29	100,000,000	2017/04/06
67168	Hongkong and Shanghai Banking Corporation Ltd., The	Sands China R Bear CBBC Apr 2018 B	0.2500	44.68 per 100 units	43.88 per 100 units	2018/04/23	40,000,000	2017/04/06
67171	Hongkong and Shanghai Banking Corporation Ltd., The	Tencent R Bull CBBC Apr 2018 A	0.2500	224.88 per 100 units	226.88 per 100 units	2018/04/23	60,000,000	2017/04/06
67190	SGA Societe Generale Acceptance N.V./SG Issuer	HSI R Bull CBBC Sep 2018 O	0.2500	24,258 per 12,000 units	24,358 per 12,000 units	2018/09/27	200,000,000	2017/04/06
67191	SGA Societe Generale Acceptance N.V./SG Issuer	HSI R Bull CBBC Oct 2018 L	0.2500	24,208 per 10,000 units	24,308 per 10,000 units	2018/10/30	200,000,000	2017/04/06
67179	SGA Societe Generale Acceptance N.V./SG Issuer	HSI R Bear CBBC Jul 2017 J	0.2500	24,638 per 12,000 units	24,538 per 12,000 units	2017/07/28	200,000,000	2017/04/06
67186	SGA Societe Generale Acceptance N.V./SG Issuer	HSI R Bear CBBC Aug 2017 C	0.2500	24,638 per 10,000 units	24,438 per 10,000 units	2017/08/30	200,000,000	2017/04/06
67206	UBS AG	HSI R Bull CBBC Sep 2017 O	0.2500	24,196 per 12,000 units	24,396 per 12,000 units	2017/09/28	250,000,000	2017/04/06
67195	UBS AG	HSI R Bear CBBC Jul 2017 N	0.2500	24,600 per 12,000 units	24,400 per 12,000 units	2017/07/28	250,000,000	2017/04/06

Newly listed callable bull/bear contracts (continued)

Code	Issuer	Name of issue	Issue prices (HK\$)	Strike price (HKD)/Strike level per 10 units	Call price (HKD)/Call level per 10 units	Expiry date	No. of issue (units)	Listing date
67208	BNP Paribas Issuance B.V.	HSCEI R Bear CBBC Feb 2018 E	0.2500	10,500 per 10,000 units	10,400 per 10,000 units	2018/02/27	100,000,000	2017/04/07
67228	Credit Suisse AG	HSI R Bull CBBC Mar 2018 A	0.2500	23,868 per 15,000 units	24,088 per 15,000 units	2018/03/28	300,000,000	2017/04/07
67246	Credit Suisse AG	HSI R Bear CBBC Aug 2017 P	0.2500	24,478 per 12,000 units	24,278 per 12,000 units	2017/08/30	200,000,000	2017/04/07
67229	Credit Suisse AG	Sands China R Bear CBBC Jan 2018 A	0.2500	43.18 per 100 units	42.38 per 100 units	2018/01/26	50,000,000	2017/04/07
67230	Credit Suisse AG	SMIC R Bull CBBC Dec 2017 B	0.2500	7.9800	8.4800	2017/12/21	50,000,000	2017/04/07
67231	Credit Suisse AG	Tencent R Bull CBBC Jan 2018 H	0.2500	221.28 per 100 units	223.28 per 100 units	2018/01/25	50,000,000	2017/04/07
67207	Goldman Sachs Structured Products (Asia) Ltd.	HSI R Bull CBBC Aug 2018 A	0.2500	24,100 per 12,000 units	24,300 per 12,000 units	2018/08/30	200,000,000	2017/04/07
67255	Goldman Sachs Structured Products (Asia) Ltd.	HSI R Bear CBBC Jul 2017 V	0.2500	24,450 per 10,000 units	24,350 per 10,000 units	2017/07/28	200,000,000	2017/04/07
67213	Hongkong and Shanghai Banking Corporation Ltd., The	CUni R Bull CBBC Mar 2018 C	0.2500	9.9800	10.1800	2018/03/19	40,000,000	2017/04/07
67210	Hongkong and Shanghai Banking Corporation Ltd., The	CNOOC R Bull CBBC Mar 2018 B	0.2500	8.7800	8.9800	2018/03/19	50,000,000	2017/04/07
67212	Hongkong and Shanghai Banking Corporation Ltd., The	Sinopec Corp R Bear CBBC Apr 2018 B	0.2500	7.7300	7.5800	2018/04/30	40,000,000	2017/04/07
67214	Hongkong and Shanghai Banking Corporation Ltd., The	HSI R Bear CBBC Oct 2017 N	0.2500	24,538 per 15,000 units	24,388 per 15,000 units	2017/10/30	100,000,000	2017/04/07
67220	SGA Societe Generale Acceptance N.V./SG Issuer	CMob R Bear CBBC Sep 2017 B	0.2500	91.08 per 100 units	89.88 per 100 units	2017/09/28	100,000,000	2017/04/07
67218	SGA Societe Generale Acceptance N.V./SG Issuer	China Life R Bear CBBC Sep 2017 D	0.2500	25.2800	24.8800	2017/09/28	40,000,000	2017/04/07
67261	SGA Societe Generale Acceptance N.V./SG Issuer	HSI R Bull CBBC Sep 2018 P	0.2500	24,108 per 10,000 units	24,208 per 10,000 units	2018/09/27	200,000,000	2017/04/07
67258	SGA Societe Generale Acceptance N.V./SG Issuer	HSI R Bear CBBC Jul 2017 B	0.2500	24,438 per 12,000 units	24,338 per 12,000 units	2017/07/28	200,000,000	2017/04/07
67259	SGA Societe Generale Acceptance N.V./SG Issuer	HSI R Bear CBBC Aug 2017 D	0.2500	24,488 per 12,000 units	24,388 per 12,000 units	2017/08/30	200,000,000	2017/04/07
67226	SGA Societe Generale Acceptance N.V./SG Issuer	Tencent R Bull CBBC Jan 2018 H	0.2500	223.58 per 100 units	225.08 per 100 units	2018/01/30	100,000,000	2017/04/07
67251	UBS AG	HSI R Bear CBBC Jul 2017 O	0.2500	24,550 per 10,000 units	24,350 per 10,000 units	2017/07/28	200,000,000	2017/04/07
67282	Credit Suisse AG	HSCEI R Bear CBBC Sep 2017 B	0.2500	10,758 per 10,000 units	10,658 per 10,000 units	2017/09/28	100,000,000	2017/04/10
67274	Credit Suisse AG	HSI R Bull CBBC Aug 2018 F	0.2500	24,000 per 10,000 units	24,200 per 10,000 units	2018/08/30	200,000,000	2017/04/10
67276	Credit Suisse AG	HSI R Bear CBBC Aug 2017 Q	0.2500	24,500 per 10,000 units	24,300 per 10,000 units	2017/08/30	200,000,000	2017/04/10
67281	Credit Suisse AG	HSI R Bear CBBC Aug 2017 R	0.2500	24,312 per 10,000 units	24,112 per 10,000 units	2017/08/30	200,000,000	2017/04/10
67273	Goldman Sachs Structured Products (Asia) Ltd.	HSI R Bull CBBC Aug 2018 B	0.2500	24,150 per 10,000 units	24,250 per 10,000 units	2018/08/30	200,000,000	2017/04/10
67296	Goldman Sachs Structured Products (Asia) Ltd.	HSI R Bear CBBC Jul 2017 W	0.2500	24,222 per 10,000 units	24,112 per 10,000 units	2017/07/28	200,000,000	2017/04/10
67269	Hongkong and Shanghai Banking Corporation Ltd., The	Sinopec Corp R Bull CBBC Mar 2018 A	0.2500	5.9300	6.0800	2018/03/19	50,000,000	2017/04/10
67262	Hongkong and Shanghai Banking Corporation Ltd., The	HSI R Bear CBBC Oct 2017 O	0.2500	24,438 per 15,000 units	24,288 per 15,000 units	2017/10/30	100,000,000	2017/04/10
67266	Hongkong and Shanghai Banking Corporation Ltd., The	SMIC R Bull CBBC Mar 2018 B	0.2500	8.8800	9.3800	2018/03/19	40,000,000	2017/04/10
67271	Hongkong and Shanghai Banking Corporation Ltd., The	SMIC R Bull CBBC Apr 2018 A	0.2500	7.5800	8.0800	2018/04/16	40,000,000	2017/04/10
67302	SGA Societe Generale Acceptance N.V./SG Issuer	HSI R Bull CBBC Sep 2018 Q	0.2500	23,908 per 10,000 units	24,108 per 10,000 units	2018/09/27	200,000,000	2017/04/10
67308	SGA Societe Generale Acceptance N.V./SG Issuer	HSI R Bull CBBC Oct 2018 M	0.2500	23,858 per 10,000 units	24,058 per 10,000 units	2018/10/30	200,000,000	2017/04/10
67299	SGA Societe Generale Acceptance N.V./SG Issuer	HSI R Bear CBBC Jul 2017 C	0.2500	24,238 per 12,000 units	24,138 per 12,000 units	2017/07/28	200,000,000	2017/04/10
67300	SGA Societe Generale Acceptance N.V./SG Issuer	HSI R Bear CBBC Aug 2017 K	0.2500	24,438 per 10,000 units	24,238 per 10,000 units	2017/08/30	200,000,000	2017/04/10
67289	UBS AG	HSI R Bull CBBC Aug 2018 A	0.2500	24,200 per 10,000 units	24,300 per 10,000 units	2018/08/30	200,000,000	2017/04/10
67292	UBS AG	HSI R Bear CBBC Jul 2017 P	0.2500	24,500 per 12,000 units	24,300 per 12,000 units	2017/07/28	250,000,000	2017/04/10
67294	UBS AG	HSI R Bear CBBC Jul 2017 Q	0.2500	24,312 per 12,000 units	24,112 per 12,000 units	2017/07/28	250,000,000	2017/04/10
67314	BNP Paribas Issuance B.V.	HSI R Bear CBBC Feb 2018 R	0.2500	24,400 per 10,000 units	24,200 per 10,000 units	2018/02/27	250,000,000	2017/04/11
67369	Credit Suisse AG	CUni R Bull CBBC Nov 2017 C	0.2500	10.3000	10.5000	2017/11/30	50,000,000	2017/04/11
67362	Credit Suisse AG	HSI R Bull CBBC Feb 2018 S	0.2500	24,078 per 12,000 units	24,178 per 12,000 units	2018/02/27	150,000,000	2017/04/11
67360	Credit Suisse AG	HSI R Bear CBBC Aug 2017 S	0.2500	24,400 per 12,000 units	24,200 per 12,000 units	2017/08/30	200,000,000	2017/04/11
67345	Goldman Sachs Structured Products (Asia) Ltd.	HSI R Bull CBBC Aug 2018 C	0.2500	24,100 per 10,000 units	24,200 per 10,000 units	2018/08/30	200,000,000	2017/04/11
67347	Goldman Sachs Structured Products (Asia) Ltd.	HSI R Bear CBBC Jul 2017 X	0.2500	24,500 per 12,000 units	24,300 per 12,000 units	2017/07/28	200,000,000	2017/04/11
67327	Hongkong and Shanghai Banking Corporation Ltd., The	BOC HK R Bull CBBC Mar 2018 A	0.2500	30.3800	30.7800	2018/03/12	40,000,000	2017/04/11

Newly listed callable bull/bear contracts (continued)

Code	Issuer	Name of issue	Issue prices (HK\$)	Strike price (HKD)/Strike level per 10 units	Call price (HKD)/Call level per 10 units	Expiry date	No. of issue (units)	Listing date
67331	Hongkong and Shanghai Banking Corporation Ltd., The	China Life R Bear CBBC Mar 2018 B	0.2500	25.0800	24.6800	2018/03/12	40,000,000	2017/04/11
67326	Hongkong and Shanghai Banking Corporation Ltd., The	HKEX R Bull CBBC Mar 2018 C	0.2500	193.88 per 100 units	195.88 per 100 units	2018/03/12	50,000,000	2017/04/11
67321	Hongkong and Shanghai Banking Corporation Ltd., The	HSI R Bear CBBC Nov 2017 J	0.2500	24,338 per 15,000 units	24,188 per 15,000 units	2017/11/29	100,000,000	2017/04/11
67323	Hongkong and Shanghai Banking Corporation Ltd., The	Tencent R Bull CBBC Mar 2018 I	0.2500	220.88 per 100 units	222.88 per 100 units	2018/03/12	60,000,000	2017/04/11
67316	Macquarie Bank Ltd.	HSI R Bull CBBC Apr 2018 C	0.2500	23,200 per 20,000 units	23,400 per 20,000 units	2018/04/27	40,000,000	2017/04/11
67319	Macquarie Bank Ltd.	HSI R Bull CBBC Apr 2018 D	0.2500	23,000 per 20,000 units	23,200 per 20,000 units	2018/04/27	40,000,000	2017/04/11
67320	Macquarie Bank Ltd.	HSI R Bear CBBC Apr 2018 A	0.2500	25,088 per 20,000 units	24,888 per 20,000 units	2018/04/27	40,000,000	2017/04/11
67357	SGA Societe Generale Acceptance N.V./SG Issuer	HSI R Bull CBBC Sep 2018 R	0.2500	24,058 per 10,000 units	24,258 per 10,000 units	2018/09/27	200,000,000	2017/04/11
67359	SGA Societe Generale Acceptance N.V./SG Issuer	HSI R Bull CBBC Oct 2018 N	0.2500	23,958 per 10,000 units	24,158 per 10,000 units	2018/10/30	200,000,000	2017/04/11
67355	SGA Societe Generale Acceptance N.V./SG Issuer	HSI R Bear CBBC Aug 2017 N	0.2500	24,488 per 12,000 units	24,288 per 12,000 units	2017/08/30	200,000,000	2017/04/11
67343	UBS AG	HSI R Bull CBBC Dec 2017 R	0.2500	24,061 per 12,000 units	24,261 per 12,000 units	2017/12/28	250,000,000	2017/04/11
67336	UBS AG	HSI R Bear CBBC Jul 2017 R	0.2500	24,350 per 12,000 units	24,150 per 12,000 units	2017/07/28	250,000,000	2017/04/11
67422	BNP Paribas Issuance B.V.	HSI R Bull CBBC Aug 2018 M	0.2500	24,000 per 10,000 units	24,200 per 10,000 units	2018/08/30	250,000,000	2017/04/12
67423	BNP Paribas Issuance B.V.	HSI R Bull CBBC Aug 2018 N	0.2500	24,100 per 10,000 units	24,300 per 10,000 units	2018/08/30	250,000,000	2017/04/12
67424	BNP Paribas Issuance B.V.	HSI R Bull CBBC Aug 2018 O	0.2500	24,200 per 10,000 units	24,400 per 10,000 units	2018/08/30	250,000,000	2017/04/12
67371	BNP Paribas Issuance B.V.	HSI R Bear CBBC Feb 2018 S	0.2500	24,500 per 10,000 units	24,300 per 10,000 units	2018/02/27	250,000,000	2017/04/12
67427	BNP Paribas Issuance B.V.	HSI R Bear CBBC Feb 2018 T	0.2500	25,900 per 10,000 units	25,700 per 10,000 units	2018/02/27	250,000,000	2017/04/12
67428	BNP Paribas Issuance B.V.	HSI R Bear CBBC Feb 2018 U	0.2500	26,100 per 10,000 units	25,900 per 10,000 units	2018/02/27	250,000,000	2017/04/12
67391	Credit Suisse AG	HSI R Bull CBBC Aug 2018 G	0.2500	24,100 per 10,000 units	24,300 per 10,000 units	2018/08/30	200,000,000	2017/04/12
67388	Credit Suisse AG	HSI R Bear CBBC Aug 2017 T	0.2500	24,550 per 12,000 units	24,350 per 12,000 units	2017/08/30	200,000,000	2017/04/12
67382	The Bank of East Asia, Ltd.	HKEX R Bull CBBC Dec 2017 E	0.2500	193.28 per 100 units	195.28 per 100 units	2017/12/28	40,000,000	2017/04/12
67378	The Bank of East Asia, Ltd.	Tencent R Bull CBBC Dec 2017 J	0.2500	222.28 per 100 units	224.28 per 100 units	2017/12/28	40,000,000	2017/04/12
67381	The Bank of East Asia, Ltd.	Tencent R Bull CBBC Dec 2017 K	0.2500	224.28 per 100 units	226.28 per 100 units	2017/12/28	40,000,000	2017/04/12
67429	Goldman Sachs Structured Products (Asia) Ltd.	HSI R Bull CBBC Aug 2018 D	0.2500	24,300 per 10,000 units	24,400 per 10,000 units	2018/08/30	200,000,000	2017/04/12
67397	Hongkong and Shanghai Banking Corporation Ltd., The	CSOP A50 ETF R Bull CBBC Mar 2018 A	0.2500	11.4600	11.5600	2018/03/19	50,000,000	2017/04/12
67408	Hongkong and Shanghai Banking Corporation Ltd., The	A50 R Bull CBBC Mar 2018 A	0.2500	11.0600	11.1600	2018/03/19	50,000,000	2017/04/12
67396	Hongkong and Shanghai Banking Corporation Ltd., The	Galaxy Ent R Bull CBBC Mar 2018 C	0.2500	41.58 per 100 units	42.38 per 100 units	2018/03/12	80,000,000	2017/04/12
67395	Hongkong and Shanghai Banking Corporation Ltd., The	Tencent R Bull CBBC Mar 2018 J	0.2500	222.88 per 100 units	224.88 per 100 units	2018/03/19	60,000,000	2017/04/12
67432	J.P. Morgan Structured Products B.V.	HSI R Bull CBBC Mar 2018 H	0.2500	24,200 per 10,000 units	24,400 per 10,000 units	2018/03/28	200,000,000	2017/04/12
67433	J.P. Morgan Structured Products B.V.	HSI R Bull CBBC Apr 2018 D	0.2500	24,158 per 10,000 units	24,258 per 10,000 units	2018/04/27	200,000,000	2017/04/12
67377	J.P. Morgan Structured Products B.V.	HSI R Bear CBBC Jul 2017 O	0.2500	24,348 per 10,000 units	24,248 per 10,000 units	2017/07/28	200,000,000	2017/04/12
67434	J.P. Morgan Structured Products B.V.	Tencent R Bear CBBC Dec 2017 D	0.2500	232.88 per 100 units	230.08 per 100 units	2017/12/15	40,000,000	2017/04/12
67385	Macquarie Bank Ltd.	Tencent R Bull CBBC Oct 2017 B	0.2500	216.88 per 100 units	218.88 per 100 units	2017/10/31	40,000,000	2017/04/12
67386	Macquarie Bank Ltd.	Tencent R Bull CBBC Nov 2017 B	0.3610	206.88 per 100 units	208.88 per 100 units	2017/11/30	28,000,000	2017/04/12
67430	SGA Societe Generale Acceptance N.V./SG Issuer	HSI R Bull CBBC Sep 2018 S	0.2500	24,108 per 12,000 units	24,308 per 12,000 units	2018/09/27	200,000,000	2017/04/12
67431	SGA Societe Generale Acceptance N.V./SG Issuer	HSI R Bull CBBC Oct 2018 O	0.2500	24,158 per 10,000 units	24,358 per 10,000 units	2018/10/30	200,000,000	2017/04/12
67409	UBS AG	HSI R Bull CBBC Sep 2017 X	0.2500	24,000 per 10,000 units	24,200 per 10,000 units	2017/09/28	200,000,000	2017/04/12
67421	UBS AG	HSI R Bull CBBC Aug 2018 B	0.2500	24,150 per 12,000 units	24,350 per 12,000 units	2018/08/30	250,000,000	2017/04/12
67420	UBS AG	HSI R Bear CBBC Jul 2017 S	0.2500	24,316 per 10,000 units	24,216 per 10,000 units	2017/07/28	200,000,000	2017/04/12
67417	UBS AG	Petrochina R Bull CBBC Oct 2017 D	0.2500	5.0500	5.2500	2017/10/09	40,000,000	2017/04/12
67435	BNP Paribas Issuance B.V.	HSI R Bear CBBC Feb 2018 V	0.2500	24,500 per 10,000 units	24,300 per 10,000 units	2018/02/27	250,000,000	2017/04/13
67437	BNP Paribas Issuance B.V.	HSI R Bear CBBC Feb 2018 W	0.2500	24,600 per 10,000 units	24,400 per 10,000 units	2018/02/27	250,000,000	2017/04/13
67448	Credit Suisse AG	Geely Auto R Bear CBBC Dec 2017 E	0.2500	12.5800	12.2800	2017/12/15	50,000,000	2017/04/13

Newly listed callable bull/bear contracts (continued)

Code	Issuer	Name of issue	Issue prices (HK\$)	Strike price (HKD)/Strike level per 10 units	Call price (HKD)/Call level per 10 units	Expiry date	No. of issue (units)	Listing date
67446	Credit Suisse AG	HSI R Bull CBBC Mar 2018 B	0.2500	24,050 per 12,000 units	24,250 per 12,000 units	2018/03/28	200,000,000	2017/04/13
67444	Credit Suisse AG	HSI R Bull CBBC Aug 2018 H	0.2500	24,200 per 10,000 units	24,400 per 10,000 units	2018/08/30	200,000,000	2017/04/13
67449	Credit Suisse AG	HSI R Bear CBBC Aug 2017 U	0.2500	24,476 per 15,000 units	24,256 per 15,000 units	2017/08/30	300,000,000	2017/04/13
67455	Goldman Sachs Structured Products (Asia) Ltd.	HSI R Bear CBBC Jul 2017 Y	0.2500	24,374 per 10,000 units	24,274 per 10,000 units	2017/07/28	200,000,000	2017/04/13
67456	Goldman Sachs Structured Products (Asia) Ltd.	HSI R Bear CBBC Aug 2017 C	0.2500	24,500 per 10,000 units	24,400 per 10,000 units	2017/08/30	200,000,000	2017/04/13
67438	Hongkong and Shanghai Banking Corporation Ltd., The	Geely Auto R Bear CBBC Mar 2018 F	0.2500	12.5800	12.2800	2018/03/19	40,000,000	2017/04/13
67443	Hongkong and Shanghai Banking Corporation Ltd., The	Sands China R Bull CBBC Apr 2018 A	0.2500	35.08 per 100 units	35.88 per 100 units	2018/04/16	80,000,000	2017/04/13
67442	Hongkong and Shanghai Banking Corporation Ltd., The	Tencent R Bull CBBC Mar 2018 K	0.2500	224.88 per 100 units	226.88 per 100 units	2018/03/19	60,000,000	2017/04/13
67453	J.P. Morgan Structured Products B.V.	HSI R Bull CBBC Feb 2018 F	0.2500	24,258 per 10,000 units	24,358 per 10,000 units	2018/02/27	200,000,000	2017/04/13
67454	J.P. Morgan Structured Products B.V.	HSI R Bear CBBC Jul 2017 Q	0.2500	24,500 per 10,000 units	24,300 per 10,000 units	2017/07/28	200,000,000	2017/04/13
67462	SGA Societe Generale Acceptance N.V./SG Issuer	HSI R Bull CBBC Oct 2018 P	0.2500	24,008 per 12,000 units	24,208 per 12,000 units	2018/10/30	200,000,000	2017/04/13
67460	SGA Societe Generale Acceptance N.V./SG Issuer	HSI R Bear CBBC Jul 2017 D	0.2500	24,588 per 10,000 units	24,388 per 10,000 units	2017/07/28	200,000,000	2017/04/13
67450	UBS AG	HSI R Bull CBBC Sep 2017 A	0.2500	24,200 per 12,000 units	24,400 per 12,000 units	2017/09/28	250,000,000	2017/04/13
67451	UBS AG	HSI R Bear CBBC Jul 2017 T	0.2500	24,456 per 12,000 units	24,256 per 12,000 units	2017/07/28	250,000,000	2017/04/13
67470	BNP Paribas Issuance B.V.	HSCEI R Bull CBBC Aug 2018 C	0.2500	10,100 per 10,000 units	10,200 per 10,000 units	2018/08/30	100,000,000	2017/04/18
67466	BNP Paribas Issuance B.V.	HSI R Bull CBBC Aug 2018 P	0.2500	23,800 per 10,000 units	24,000 per 10,000 units	2018/08/30	250,000,000	2017/04/18
67468	BNP Paribas Issuance B.V.	HSI R Bull CBBC Aug 2018 Q	0.2500	23,900 per 10,000 units	24,100 per 10,000 units	2018/08/30	250,000,000	2017/04/18
67501	Credit Suisse AG	HSI R Bull CBBC Aug 2018 I	0.2500	23,800 per 10,000 units	24,000 per 10,000 units	2018/08/30	200,000,000	2017/04/18
67506	Credit Suisse AG	HSI R Bull CBBC Aug 2018 J	0.2500	23,950 per 10,000 units	24,150 per 10,000 units	2018/08/30	200,000,000	2017/04/18
67513	Credit Suisse AG	HSI R Bull CBBC Aug 2018 K	0.2500	23,198 per 10,000 units	23,498 per 10,000 units	2018/08/30	200,000,000	2017/04/18
67509	Credit Suisse AG	HSI R Bear CBBC Aug 2017 V	0.2500	24,338 per 12,000 units	24,138 per 12,000 units	2017/08/30	200,000,000	2017/04/18
67515	Credit Suisse AG	HSI R Bear CBBC Sep 2017 C	0.2500	25,098 per 10,000 units	24,798 per 10,000 units	2017/09/28	200,000,000	2017/04/18
67483	The Bank of East Asia, Ltd.	China Mobile R Bull CBBC Apr 2018 A	0.2500	80.78 per 100 units	82.28 per 100 units	2018/04/06	40,000,000	2017/04/18
67486	The Bank of East Asia, Ltd.	Sinopec Corp R Bull CBBC Apr 2018 A	0.2500	5.8500	6.0000	2018/04/06	40,000,000	2017/04/18
67484	The Bank of East Asia, Ltd.	SMIC R Bull CBBC Apr 2018 A	0.4000	8.3800	8.8800	2018/04/06	25,000,000	2017/04/18
67480	The Bank of East Asia, Ltd.	Tencent R Bull CBBC Apr 2018 A	0.2500	213.28 per 100 units	215.28 per 100 units	2018/04/06	40,000,000	2017/04/18
67472	Goldman Sachs Structured Products (Asia) Ltd.	HSI R Bull CBBC Jan 2018 A	0.2500	24,123 per 12,000 units	24,273 per 12,000 units	2018/01/30	200,000,000	2017/04/18
67474	Goldman Sachs Structured Products (Asia) Ltd.	HSI R Bull CBBC Aug 2018 E	0.2500	23,900 per 10,000 units	24,000 per 10,000 units	2018/08/30	200,000,000	2017/04/18
67493	Goldman Sachs Structured Products (Asia) Ltd.	HSI R Bear CBBC Jul 2017 Z	0.2500	24,238 per 10,000 units	24,138 per 10,000 units	2017/07/28	200,000,000	2017/04/18
67476	Hongkong and Shanghai Banking Corporation Ltd., The	CUni R Bear CBBC Mar 2018 B	0.2500	11.4800	11.2800	2018/03/12	40,000,000	2017/04/18
67477	Hongkong and Shanghai Banking Corporation Ltd., The	CUni R Bear CBBC Apr 2018 A	0.2500	12.4800	12.2800	2018/04/09	40,000,000	2017/04/18
67478	Hongkong and Shanghai Banking Corporation Ltd., The	HSCEI R Bear CBBC Jan 2018 A	0.2500	10,488 per 10,000 units	10,388 per 10,000 units	2018/01/30	50,000,000	2017/04/18
67536	J.P. Morgan Structured Products B.V.	HSI R Bull CBBC Mar 2018 I	0.2500	24,000 per 10,000 units	24,200 per 10,000 units	2018/03/28	200,000,000	2017/04/18
67537	J.P. Morgan Structured Products B.V.	HSI R Bear CBBC Jul 2017 A	0.2500	24,600 per 10,000 units	24,400 per 10,000 units	2017/07/28	200,000,000	2017/04/18
67534	J.P. Morgan Structured Products B.V.	HSI R Bear CBBC Jul 2017 V	0.2500	24,238 per 10,000 units	24,138 per 10,000 units	2017/07/28	200,000,000	2017/04/18
67526	Macquarie Bank Ltd.	HSI R Bear CBBC May 2018 A	0.2500	25,388 per 10,000 units	25,288 per 10,000 units	2018/05/30	40,000,000	2017/04/18
67527	Macquarie Bank Ltd.	HSI R Bear CBBC May 2018 B	0.2500	25,088 per 10,000 units	24,988 per 10,000 units	2018/05/30	40,000,000	2017/04/18
67519	Macquarie Bank Ltd.	Ping An R Bull CBBC Apr 2018 A	0.2500	39.33 per 100 units	40.33 per 100 units	2018/04/27	40,000,000	2017/04/18
67520	Macquarie Bank Ltd.	Ping An R Bear CBBC Apr 2018 A	0.2500	45.88 per 100 units	44.88 per 100 units	2018/04/27	40,000,000	2017/04/18
67542	SGA Societe Generale Acceptance N.V./SG Issuer	HSI R Bull CBBC Sep 2018 T	0.2500	23,908 per 10,000 units	24,008 per 10,000 units	2018/09/27	200,000,000	2017/04/18
67541	SGA Societe Generale Acceptance N.V./SG Issuer	HSI R Bear CBBC Aug 2017 O	0.2500	24,538 per 10,000 units	24,338 per 10,000 units	2017/08/30	200,000,000	2017/04/18
67491	UBS AG	HSCEI R Bear CBBC Jul 2017 A	0.2500	10,750 per 10,000 units	10,650 per 10,000 units	2017/07/28	100,000,000	2017/04/18
67489	UBS AG	HSI R Bull CBBC Jan 2018 H	0.2500	23,950 per 12,000 units	24,150 per 12,000 units	2018/01/30	250,000,000	2017/04/18

Newly listed callable bull/bear contracts (continued)

Code	Issuer	Name of issue	Issue prices (HK\$)	Strike price (HKD)/Strike level per 10 units	Call price (HKD)/Call level per 10 units	Expiry date	No. of issue (units)	Listing date
67490	UBS AG	HSI R Bull CBBC Aug 2018 C	0.2500	23,900 per 10,000 units	24,000 per 10,000 units	2018/08/30	200,000,000	2017/04/18
67530	UBS AG	HSI R Bear CBBC Jul 2017 U	0.2500	24,338 per 10,000 units	24,138 per 10,000 units	2017/07/28	200,000,000	2017/04/18
67492	UBS AG	Sands China R Bull CBBC Feb 2018 A	0.2500	34.08 per 100 units	34.88 per 100 units	2018/02/26	40,000,000	2017/04/18
67561	Credit Suisse AG	Geely Auto R Bear CBBC Dec 2017 F	0.2500	11.6800	11.3800	2017/12/28	50,000,000	2017/04/19
67560	Credit Suisse AG	HSI R Bull CBBC Mar 2018 C	0.2500	23,850 per 12,000 units	24,050 per 12,000 units	2018/03/28	200,000,000	2017/04/19
67558	Credit Suisse AG	HSI R Bear CBBC Aug 2018 A	0.2500	24,500 per 10,000 units	24,300 per 10,000 units	2018/08/30	200,000,000	2017/04/19
67548	Goldman Sachs Structured Products (Asia) Ltd.	HSI R Bull CBBC Aug 2018 F	0.2500	23,950 per 12,000 units	24,100 per 12,000 units	2018/08/30	200,000,000	2017/04/19
67546	Hongkong and Shanghai Banking Corporation Ltd., The	Geely Auto R Bear CBBC Mar 2018 G	0.2500	11.9800	11.6800	2018/03/26	40,000,000	2017/04/19
67545	Hongkong and Shanghai Banking Corporation Ltd., The	HSI R Bull CBBC Dec 2017 M	0.2500	24,048 per 15,000 units	24,198 per 15,000 units	2017/12/28	100,000,000	2017/04/19
67543	Hongkong and Shanghai Banking Corporation Ltd., The	HSI R Bull CBBC Jan 2018 A	0.2500	23,848 per 15,000 units	23,998 per 15,000 units	2018/01/30	100,000,000	2017/04/19
67544	Hongkong and Shanghai Banking Corporation Ltd., The	HSI R Bull CBBC Jan 2018 B	0.2500	23,948 per 15,000 units	24,098 per 15,000 units	2018/01/30	100,000,000	2017/04/19
67563	J.P. Morgan Structured Products B.V.	HSI R Bull CBBC Feb 2018 G	0.2500	23,800 per 10,000 units	24,000 per 10,000 units	2018/02/27	200,000,000	2017/04/19
67562	J.P. Morgan Structured Products B.V.	HSI R Bear CBBC Jul 2017 B	0.2500	24,448 per 10,000 units	24,348 per 10,000 units	2017/07/28	200,000,000	2017/04/19
67565	J.P. Morgan Structured Products B.V.	Tencent R Bull CBBC Mar 2018 A	0.2500	220.58 per 100 units	222.88 per 100 units	2018/03/16	40,000,000	2017/04/19
67570	SGA Societe Generale Acceptance N.V./SG Issuer	HSI R Bull CBBC Sep 2018 U	0.2500	24,058 per 12,000 units	24,158 per 12,000 units	2018/09/27	200,000,000	2017/04/19
67575	SGA Societe Generale Acceptance N.V./SG Issuer	HSI R Bull CBBC Oct 2018 Q	0.2500	24,158 per 12,000 units	24,258 per 12,000 units	2018/10/30	200,000,000	2017/04/19
67567	SGA Societe Generale Acceptance N.V./SG Issuer	HSI R Bear CBBC Jul 2017 K	0.2500	24,388 per 10,000 units	24,288 per 10,000 units	2017/07/28	200,000,000	2017/04/19
67556	UBS AG	HSI R Bull CBBC Aug 2018 D	0.2500	24,173 per 10,000 units	24,273 per 10,000 units	2018/08/30	200,000,000	2017/04/19
67552	UBS AG	HSI R Bear CBBC Jul 2017 V	0.2500	24,500 per 12,000 units	24,300 per 12,000 units	2017/07/28	250,000,000	2017/04/19
67588	BNP Paribas Issuance B.V.	HSI R Bear CBBC Feb 2018 L	0.2500	24,300 per 10,000 units	24,100 per 10,000 units	2018/02/27	250,000,000	2017/04/20
67587	BNP Paribas Issuance B.V.	HSI R Bear CBBC Feb 2018 M	0.2500	24,400 per 10,000 units	24,200 per 10,000 units	2018/02/27	250,000,000	2017/04/20
67606	Credit Suisse AG	HSCEI R Bear CBBC Oct 2017 A	0.2500	10,458 per 10,000 units	10,358 per 10,000 units	2017/10/30	100,000,000	2017/04/20
67602	Credit Suisse AG	HSI R Bull CBBC Feb 2018 T	0.2500	24,078 per 10,000 units	24,178 per 10,000 units	2018/02/27	150,000,000	2017/04/20
67604	Credit Suisse AG	HSI R Bear CBBC Aug 2017 W	0.2500	24,255 per 12,000 units	24,055 per 12,000 units	2017/08/30	200,000,000	2017/04/20
67607	Credit Suisse AG	Ping An R Bull CBBC Jan 2018 B	0.2500	38.58 per 100 units	39.18 per 100 units	2018/01/12	50,000,000	2017/04/20
67586	Goldman Sachs Structured Products (Asia) Ltd.	HSI R Bull CBBC Jan 2018 E	0.2500	24,100 per 10,000 units	24,200 per 10,000 units	2018/01/30	200,000,000	2017/04/20
67617	Goldman Sachs Structured Products (Asia) Ltd.	HSI R Bull CBBC Aug 2018 G	0.2500	23,650 per 12,000 units	23,800 per 12,000 units	2018/08/30	200,000,000	2017/04/20
67615	Goldman Sachs Structured Products (Asia) Ltd.	HSI R Bear CBBC Jul 2017 E	0.2500	24,189 per 10,000 units	24,089 per 10,000 units	2017/07/28	200,000,000	2017/04/20
67590	Hongkong and Shanghai Banking Corporation Ltd., The	Geely Auto R Bear CBBC Mar 2018 H	0.2500	11.3800	11.0800	2018/03/26	40,000,000	2017/04/20
67592	Hongkong and Shanghai Banking Corporation Ltd., The	HSI R Bear CBBC Jan 2018 A	0.2500	24,438 per 15,000 units	24,288 per 15,000 units	2018/01/30	100,000,000	2017/04/20
67594	Hongkong and Shanghai Banking Corporation Ltd., The	HSI R Bear CBBC Jan 2018 B	0.2500	24,338 per 15,000 units	24,188 per 15,000 units	2018/01/30	100,000,000	2017/04/20
67595	Hongkong and Shanghai Banking Corporation Ltd., The	HSI R Bear CBBC Jan 2018 C	0.2500	24,238 per 15,000 units	24,088 per 15,000 units	2018/01/30	100,000,000	2017/04/20
67591	Hongkong and Shanghai Banking Corporation Ltd., The	WH Group R Bull CBBC Apr 2018 A	0.2500	5.8300	6.0800	2018/04/16	40,000,000	2017/04/20
67578	Haitong International Securities Co. Ltd.	HSI R Bull CBBC Nov 2017 I	0.2510	23,658 per 10,000 units	23,758 per 10,000 units	2017/11/29	200,000,000	2017/04/20
67576	Haitong International Securities Co. Ltd.	HSI R Bull CBBC Dec 2017 Q	0.2520	23,729 per 10,000 units	23,829 per 10,000 units	2017/12/28	200,000,000	2017/04/20
67582	Haitong International Securities Co. Ltd.	HSI R Bull CBBC Mar 2018 B	0.2520	23,358 per 10,000 units	23,458 per 10,000 units	2018/03/28	200,000,000	2017/04/20
67580	Haitong International Securities Co. Ltd.	HSI R Bull CBBC Aug 2018 B	0.2550	23,500 per 10,000 units	23,700 per 10,000 units	2018/08/30	200,000,000	2017/04/20
67583	Haitong International Securities Co. Ltd.	HSI R Bear CBBC Jul 2017 D	0.2500	24,548 per 10,000 units	24,448 per 10,000 units	2017/07/28	200,000,000	2017/04/20
67585	Haitong International Securities Co. Ltd.	HSI R Bear CBBC Jul 2017 E	0.2500	24,900 per 10,000 units	24,700 per 10,000 units	2017/07/28	200,000,000	2017/04/20
67612	J.P. Morgan Structured Products B.V.	HSI R Bull CBBC Jan 2018 C	0.2500	24,058 per 10,000 units	24,158 per 10,000 units	2018/01/30	200,000,000	2017/04/20
67613	J.P. Morgan Structured Products B.V.	HSI R Bear CBBC Jul 2017 T	0.2500	24,155 per 10,000 units	24,055 per 10,000 units	2017/07/28	200,000,000	2017/04/20
67624	SGA Societe Generale Acceptance N.V./SG Issuer	HSI R Bull CBBC Sep 2018 V	0.2500	23,958 per 12,000 units	24,058 per 12,000 units	2018/09/27	200,000,000	2017/04/20
67625	SGA Societe Generale Acceptance N.V./SG Issuer	HSI R Bull CBBC Oct 2018 R	0.2500	23,758 per 10,000 units	23,958 per 10,000 units	2018/10/30	200,000,000	2017/04/20

Newly listed callable bull/bear contracts (continued)

Code	Issuer	Name of issue	Issue prices (HK\$)	Strike price (HKD)/Strike level per 10 units	Call price (HKD)/Call level per 10 units	Expiry date	No. of issue (units)	Listing date
67621	SGA Societe Generale Acceptance N.V./SG Issuer	HSI R Bear CBBC Jul 2017 Y	0.2500	24,238 per 12,000 units	24,138 per 12,000 units	2017/07/28	200,000,000	2017/04/20
67623	SGA Societe Generale Acceptance N.V./SG Issuer	HSI R Bear CBBC Aug 2017 L	0.2500	24,338 per 12,000 units	24,238 per 12,000 units	2017/08/30	200,000,000	2017/04/20
67619	UBS AG	HSI R Bull CBBC Sep 2017 O	0.2500	23,900 per 10,000 units	24,100 per 10,000 units	2017/09/28	200,000,000	2017/04/20
67618	UBS AG	HSI R Bull CBBC Dec 2017 R	0.2500	24,062 per 12,000 units	24,262 per 12,000 units	2017/12/28	250,000,000	2017/04/20
67620	UBS AG	HSI R Bear CBBC Jul 2017 W	0.2500	24,155 per 10,000 units	24,055 per 10,000 units	2017/07/28	200,000,000	2017/04/20
67645	Credit Suisse AG	HSI R Bull CBBC Feb 2018 U	0.2500	24,113 per 12,000 units	24,313 per 12,000 units	2018/02/27	200,000,000	2017/04/21
67647	Credit Suisse AG	HSI R Bull CBBC Aug 2018 L	0.2500	23,900 per 10,000 units	24,100 per 10,000 units	2018/08/30	200,000,000	2017/04/21
67649	Credit Suisse AG	HSI R Bear CBBC Aug 2017 X	0.2500	24,400 per 10,000 units	24,200 per 10,000 units	2017/08/30	200,000,000	2017/04/21
67648	Credit Suisse AG	Tencent R Bull CBBC Dec 2017 I	0.2500	225.28 per 100 units	227.28 per 100 units	2017/12/21	50,000,000	2017/04/21
67706	Goldman Sachs Structured Products (Asia) Ltd.	HSI R Bull CBBC Aug 2018 H	0.2500	24,213 per 10,000 units	24,313 per 10,000 units	2018/08/30	200,000,000	2017/04/21
67709	Goldman Sachs Structured Products (Asia) Ltd.	HSI R Bull CBBC Aug 2018 I	0.2500	24,000 per 12,000 units	24,150 per 12,000 units	2018/08/30	200,000,000	2017/04/21
67638	Hongkong and Shanghai Banking Corporation Ltd., The	PetCh R Bull CBBC Mar 2018 A	0.2500	5.2300	5.3800	2018/03/26	50,000,000	2017/04/21
67630	Hongkong and Shanghai Banking Corporation Ltd., The	PetCh R Bull CBBC Apr 2018 A	0.2500	4.5300	4.6800	2018/04/23	50,000,000	2017/04/21
67626	Hongkong and Shanghai Banking Corporation Ltd., The	Ping An R Bull CBBC Mar 2018 A	0.2500	40.78 per 100 units	41.38 per 100 units	2018/03/26	60,000,000	2017/04/21
67629	Hongkong and Shanghai Banking Corporation Ltd., The	Ping An R Bear CBBC Apr 2018 A	0.2500	44.48 per 100 units	43.88 per 100 units	2018/04/23	40,000,000	2017/04/21
67699	J.P. Morgan Structured Products B.V.	Geely Auto R Bull CBBC Mar 2018 B	0.2500	9.8800	10.1800	2018/03/16	40,000,000	2017/04/21
67658	J.P. Morgan Structured Products B.V.	HSI R Bull CBBC Mar 2018 J	0.2500	23,958 per 10,000 units	24,058 per 10,000 units	2018/03/28	200,000,000	2017/04/21
67657	J.P. Morgan Structured Products B.V.	HSI R Bull CBBC Apr 2018 E	0.2500	24,100 per 10,000 units	24,300 per 10,000 units	2018/04/27	200,000,000	2017/04/21
67656	J.P. Morgan Structured Products B.V.	HSI R Bear CBBC Jul 2017 M	0.2500	24,300 per 10,000 units	24,100 per 10,000 units	2017/07/28	200,000,000	2017/04/21
67677	J.P. Morgan Structured Products B.V.	HSI R Bear CBBC Jul 2017 O	0.2500	25,448 per 10,000 units	25,348 per 10,000 units	2017/07/28	200,000,000	2017/04/21
67676	J.P. Morgan Structured Products B.V.	HSI R Bear CBBC Jul 2017 S	0.2500	25,000 per 10,000 units	24,800 per 10,000 units	2017/07/28	200,000,000	2017/04/21
67685	J.P. Morgan Structured Products B.V.	Tencent R Bull CBBC Feb 2018 C	0.2500	222.58 per 100 units	224.88 per 100 units	2018/02/15	40,000,000	2017/04/21
67683	J.P. Morgan Structured Products B.V.	Tencent R Bull CBBC Mar 2018 B	0.2500	228.58 per 100 units	230.88 per 100 units	2018/03/16	40,000,000	2017/04/21
67644	Macquarie Bank Ltd.	HSBC R Bull CBBC Apr 2018 A	0.2500	59 per 100 units	60.50 per 100 units	2018/04/27	60,000,000	2017/04/21
67640	SGA Societe Generale Acceptance N.V./SG Issuer	CCB R Bull CBBC Feb 2018 A	0.2500	6.0000	6.0800	2018/02/27	40,000,000	2017/04/21
67710	SGA Societe Generale Acceptance N.V./SG Issuer	HSI R Bull CBBC Sep 2018 W	0.2500	24,108 per 10,000 units	24,208 per 10,000 units	2018/09/27	200,000,000	2017/04/21
67713	SGA Societe Generale Acceptance N.V./SG Issuer	HSI R Bull CBBC Oct 2018 S	0.2500	24,108 per 10,000 units	24,308 per 10,000 units	2018/10/30	200,000,000	2017/04/21
67641	SGA Societe Generale Acceptance N.V./SG Issuer	Sands R Bull CBBC Mar 2018 B	0.2500	35.28 per 100 units	36.08 per 100 units	2018/03/28	100,000,000	2017/04/21
67643	SGA Societe Generale Acceptance N.V./SG Issuer	Tencent R Bull CBBC Feb 2018 A	0.2500	223.58 per 100 units	225.08 per 100 units	2018/02/27	100,000,000	2017/04/21
67651	UBS AG	HSI R Bull CBBC Aug 2018 E	0.2500	23,850 per 12,000 units	24,050 per 12,000 units	2018/08/30	250,000,000	2017/04/21
67654	UBS AG	HSI R Bear CBBC Jul 2017 X	0.2500	24,300 per 12,000 units	24,100 per 12,000 units	2017/07/28	250,000,000	2017/04/21
67655	UBS AG	HSI R Bear CBBC Jul 2017 Y	0.2500	24,988 per 12,000 units	24,788 per 12,000 units	2017/07/28	250,000,000	2017/04/21
67653	UBS AG	Tencent R Bull CBBC Dec 2017 B	0.2500	220.98 per 100 units	222.98 per 100 units	2017/12/11	50,000,000	2017/04/21
67715	BNP Paribas Issuance B.V.	HSI R Bull CBBC Aug 2018 R	0.2500	24,100 per 10,000 units	24,300 per 10,000 units	2018/08/30	250,000,000	2017/04/24
67716	BNP Paribas Issuance B.V.	HSI R Bull CBBC Aug 2018 S	0.2500	24,000 per 10,000 units	24,200 per 10,000 units	2018/08/30	250,000,000	2017/04/24
67725	Credit Suisse AG	HSI R Bull CBBC Jan 2018 L	0.2500	24,068 per 15,000 units	24,288 per 15,000 units	2018/01/30	300,000,000	2017/04/24
67729	Credit Suisse AG	HSI R Bear CBBC Aug 2017 Y	0.2500	24,462 per 12,000 units	24,262 per 12,000 units	2017/08/30	200,000,000	2017/04/24
67726	Credit Suisse AG	Tencent R Bull CBBC Jan 2018 I	0.2500	223.28 per 100 units	225.28 per 100 units	2018/01/17	50,000,000	2017/04/24
67744	Goldman Sachs Structured Products (Asia) Ltd.	HSI R Bear CBBC Jul 2017 I	0.2500	24,362 per 10,000 units	24,262 per 10,000 units	2017/07/28	200,000,000	2017/04/24
67721	Hongkong and Shanghai Banking Corporation Ltd., The	SHK Ppt R Bull CBBC Apr 2018 B	0.2500	110.38 per 100 units	111.88 per 100 units	2018/04/30	40,000,000	2017/04/24
67722	Hongkong and Shanghai Banking Corporation Ltd., The	SHK Ppt R Bear CBBC Jul 2018 A	0.2500	134.88 per 100 units	132.88 per 100 units	2018/07/16	40,000,000	2017/04/24
67717	Hongkong and Shanghai Banking Corporation Ltd., The	Tencent R Bull CBBC Apr 2018 B	0.2500	228.88 per 100 units	230.88 per 100 units	2018/04/09	60,000,000	2017/04/24
67723	Hongkong and Shanghai Banking Corporation Ltd., The	Tencent R Bull CBBC Apr 2018 C	0.2500	226.88 per 100 units	228.88 per 100 units	2018/04/16	60,000,000	2017/04/24

Newly listed callable bull/bear contracts (continued)

Code	Issuer	Name of issue	Issue prices (HK\$)	Strike price (HKD)/Strike level per 10 units	Call price (HKD)/Call level per 10 units	Expiry date	No. of issue (units)	Listing date
67720	Hongkong and Shanghai Banking Corporation Ltd., The	Tencent R Bear CBBC Jul 2018 A	0.4000	267.88 per 100 units	265.88 per 100 units	2018/07/16	50,000,000	2017/04/24
67731	J.P. Morgan Structured Products B.V.	HSI R Bull CBBC Feb 2018 H	0.2500	24,158 per 10,000 units	24,258 per 10,000 units	2018/02/27	200,000,000	2017/04/24
67732	J.P. Morgan Structured Products B.V.	HSI R Bear CBBC Aug 2017 B	0.2500	24,500 per 10,000 units	24,300 per 10,000 units	2017/08/30	200,000,000	2017/04/24
67735	J.P. Morgan Structured Products B.V.	Tencent R Bull CBBC Apr 2018 C	0.2500	224.58 per 100 units	226.88 per 100 units	2018/04/20	40,000,000	2017/04/24
67740	SGA Societe Generale Acceptance N.V./SG Issuer	HSI R Bull CBBC Sep 2018 X	0.2500	23,908 per 10,000 units	24,108 per 10,000 units	2018/09/27	200,000,000	2017/04/24
67737	SGA Societe Generale Acceptance N.V./SG Issuer	HSI R Bear CBBC Jul 2017 L	0.2500	24,438 per 12,000 units	24,338 per 12,000 units	2017/07/28	200,000,000	2017/04/24
67747	UBS AG	HSI R Bull CBBC Feb 2018 E	0.2500	24,000 per 10,000 units	24,200 per 10,000 units	2018/02/27	200,000,000	2017/04/24
67746	UBS AG	HSI R Bull CBBC Aug 2018 F	0.2500	24,113 per 12,000 units	24,313 per 12,000 units	2018/08/30	250,000,000	2017/04/24
67755	UBS AG	HSI R Bear CBBC Jul 2017 Z	0.2500	24,362 per 10,000 units	24,262 per 10,000 units	2017/07/28	200,000,000	2017/04/24
67750	UBS AG	Tencent R Bull CBBC Nov 2017 F	0.2500	223 per 100 units	225 per 100 units	2017/11/27	50,000,000	2017/04/24
67751	UBS AG	Tencent R Bull CBBC Dec 2017 C	0.2500	225.88 per 100 units	227.88 per 100 units	2017/12/18	50,000,000	2017/04/24
67762	BNP Paribas Issuance B.V.	HSCEI R Bull CBBC Aug 2018 D	0.2500	10,100 per 10,000 units	10,200 per 10,000 units	2018/08/30	100,000,000	2017/04/25
67757	BNP Paribas Issuance B.V.	HSI R Bull CBBC Aug 2018 T	0.2500	23,900 per 10,000 units	24,100 per 10,000 units	2018/08/30	250,000,000	2017/04/25
67775	BNP Paribas Issuance B.V.	HSI R Bull CBBC Aug 2018 U	0.2500	23,800 per 10,000 units	24,000 per 10,000 units	2018/08/30	250,000,000	2017/04/25
67811	BNP Paribas Issuance B.V.	HSI R Bull CBBC Aug 2018 V	0.2500	23,700 per 10,000 units	23,900 per 10,000 units	2018/08/30	250,000,000	2017/04/25
67786	Credit Suisse AG	China Life R Bear CBBC Dec 2017 B	0.2500	24.6800	24.1800	2017/12/15	50,000,000	2017/04/25
67783	Credit Suisse AG	HKEX R Bear CBBC Dec 2017 B	0.2500	199.98 per 100 units	197.98 per 100 units	2017/12/08	50,000,000	2017/04/25
67781	Credit Suisse AG	HSI R Bull CBBC Aug 2018 M	0.2500	24,000 per 10,000 units	24,200 per 10,000 units	2018/08/30	200,000,000	2017/04/25
67789	Credit Suisse AG	HSI R Bull CBBC Aug 2018 N	0.2500	23,800 per 10,000 units	24,000 per 10,000 units	2018/08/30	200,000,000	2017/04/25
67802	Credit Suisse AG	HSI R Bull CBBC Aug 2018 O	0.2500	22,798 per 10,000 units	23,098 per 10,000 units	2018/08/30	200,000,000	2017/04/25
67798	Credit Suisse AG	HSI R Bear CBBC Aug 2017 A	0.2500	24,300 per 10,000 units	24,100 per 10,000 units	2017/08/30	200,000,000	2017/04/25
67796	Credit Suisse AG	HSI R Bear CBBC Aug 2017 Z	0.2500	24,125 per 12,000 units	23,925 per 12,000 units	2017/08/30	200,000,000	2017/04/25
67773	The Bank of East Asia, Ltd.	Galaxy Ent R Bull CBBC Apr 2018 A	0.5600	40.0800	40.8800	2018/04/18	18,000,000	2017/04/25
67770	The Bank of East Asia, Ltd.	Tencent R Bull CBBC Apr 2018 B	0.2500	225.28 per 100 units	227.28 per 100 units	2018/04/18	40,000,000	2017/04/25
67774	The Bank of East Asia, Ltd.	Tencent R Bull CBBC Apr 2018 C	0.2500	227.08 per 100 units	229.08 per 100 units	2018/04/18	40,000,000	2017/04/25
67766	Goldman Sachs Structured Products (Asia) Ltd.	HSI R Bull CBBC Aug 2018 J	0.2500	23,850 per 12,000 units	24,000 per 12,000 units	2018/08/30	200,000,000	2017/04/25
67829	Goldman Sachs Structured Products (Asia) Ltd.	HSI R Bear CBBC Jul 2017 A	0.2500	24,450 per 12,000 units	24,300 per 12,000 units	2017/07/28	200,000,000	2017/04/25
67825	Goldman Sachs Structured Products (Asia) Ltd.	HSI R Bear CBBC Jul 2017 F	0.2500	24,025 per 10,000 units	23,925 per 10,000 units	2017/07/28	200,000,000	2017/04/25
67826	Goldman Sachs Structured Products (Asia) Ltd.	HSI R Bear CBBC Jul 2017 J	0.2500	24,250 per 10,000 units	24,150 per 10,000 units	2017/07/28	200,000,000	2017/04/25
67764	Hongkong and Shanghai Banking Corporation Ltd., The	HKEX R Bear CBBC Mar 2018 D	0.2500	198.88 per 100 units	196.88 per 100 units	2018/03/26	40,000,000	2017/04/25
67763	Hongkong and Shanghai Banking Corporation Ltd., The	Link REIT R Bull CBBC Mar 2018 A	0.2500	50.78 per 100 units	52.28 per 100 units	2018/03/26	40,000,000	2017/04/25
67842	J.P. Morgan Structured Products B.V.	HSI R Bull CBBC Mar 2018 K	0.2500	24,000 per 10,000 units	24,200 per 10,000 units	2018/03/28	200,000,000	2017/04/25
67844	J.P. Morgan Structured Products B.V.	HSI R Bull CBBC Apr 2018 F	0.2500	23,858 per 10,000 units	23,958 per 10,000 units	2018/04/27	200,000,000	2017/04/25
67848	J.P. Morgan Structured Products B.V.	HSI R Bear CBBC Jul 2017 Q	0.2500	24,025 per 10,000 units	23,925 per 10,000 units	2017/07/28	200,000,000	2017/04/25
67850	J.P. Morgan Structured Products B.V.	HSI R Bear CBBC Jul 2017 V	0.2500	24,248 per 10,000 units	24,148 per 10,000 units	2017/07/28	200,000,000	2017/04/25
67846	J.P. Morgan Structured Products B.V.	Tencent R Bear CBBC Apr 2018 C	0.2500	232.88 per 100 units	230.08 per 100 units	2018/04/20	40,000,000	2017/04/25
67839	SGA Societe Generale Acceptance N.V./SG Issuer	HSI R Bull CBBC Aug 2018 O	0.2500	23,708 per 10,000 units	23,908 per 10,000 units	2018/08/30	200,000,000	2017/04/25
67840	SGA Societe Generale Acceptance N.V./SG Issuer	HSI R Bull CBBC Oct 2018 T	0.2500	23,658 per 12,000 units	23,858 per 12,000 units	2018/10/30	200,000,000	2017/04/25
67832	SGA Societe Generale Acceptance N.V./SG Issuer	HSI R Bear CBBC Jul 2017 M	0.2500	24,188 per 10,000 units	23,988 per 10,000 units	2017/07/28	200,000,000	2017/04/25
67835	SGA Societe Generale Acceptance N.V./SG Issuer	HSI R Bear CBBC Aug 2017 J	0.2500	24,038 per 12,000 units	23,938 per 12,000 units	2017/08/30	200,000,000	2017/04/25
67836	SGA Societe Generale Acceptance N.V./SG Issuer	HSI R Bear CBBC Aug 2017 M	0.2500	24,388 per 10,000 units	24,188 per 10,000 units	2017/08/30	200,000,000	2017/04/25
67821	UBS AG	HSI R Bull CBBC Nov 2017 L	0.2500	22,588 per 10,000 units	22,688 per 10,000 units	2017/11/29	200,000,000	2017/04/25
67817	UBS AG	HSI R Bull CBBC Jan 2018 I	0.2500	23,900 per 10,000 units	24,000 per 10,000 units	2018/01/30	200,000,000	2017/04/25

Newly listed callable bull/bear contracts (continued)

Code	Issuer	Name of issue	Issue prices (HK\$)	Strike price (HKD)/Strike level per 10 units	Call price (HKD)/Call level per 10 units	Expiry date	No. of issue (units)	Listing date
67814	UBS AG	HSI R Bull CBBC Aug 2018 G	0.2500	23,950 per 12,000 units	24,150 per 12,000 units	2018/08/30	250,000,000	2017/04/25
67818	UBS AG	HSI R Bull CBBC Sep 2018 A	0.2500	23,688 per 10,000 units	23,888 per 10,000 units	2018/09/27	200,000,000	2017/04/25
67822	UBS AG	HSI R Bear CBBC Jul 2017 C	0.2500	24,025 per 10,000 units	23,925 per 10,000 units	2017/07/28	200,000,000	2017/04/25
67823	UBS AG	HSI R Bear CBBC Jul 2017 D	0.2500	24,350 per 12,000 units	24,150 per 12,000 units	2017/07/28	250,000,000	2017/04/25
67824	UBS AG	HSI R Bear CBBC Jul 2017 G	0.2500	24,550 per 10,000 units	24,350 per 10,000 units	2017/07/28	200,000,000	2017/04/25
67867	BNP Paribas Issuance B.V.	HSCEI R Bull CBBC Aug 2018 E	0.2500	9,900 per 10,000 units	10,000 per 10,000 units	2018/08/30	100,000,000	2017/04/26
67865	BNP Paribas Issuance B.V.	HSCEI R Bear CBBC Feb 2018 F	0.2500	10,300 per 10,000 units	10,200 per 10,000 units	2018/02/27	100,000,000	2017/04/26
67864	BNP Paribas Issuance B.V.	HSI R Bull CBBC Aug 2018 W	0.2500	23,600 per 10,000 units	23,800 per 10,000 units	2018/08/30	250,000,000	2017/04/26
67861	BNP Paribas Issuance B.V.	HSI R Bear CBBC Feb 2018 C	0.2500	24,500 per 10,000 units	24,300 per 10,000 units	2018/02/27	250,000,000	2017/04/26
67862	BNP Paribas Issuance B.V.	HSI R Bear CBBC Feb 2018 P	0.2500	24,200 per 10,000 units	24,000 per 10,000 units	2018/02/27	250,000,000	2017/04/26
67885	BNP Paribas Issuance B.V.	HSI R Bear CBBC Feb 2018 Q	0.2500	24,100 per 10,000 units	23,900 per 10,000 units	2018/02/27	250,000,000	2017/04/26
67886	BNP Paribas Issuance B.V.	HSI R Bear CBBC Feb 2018 R	0.2500	24,000 per 10,000 units	23,800 per 10,000 units	2018/02/27	250,000,000	2017/04/26
67925	Credit Suisse AG	BOCL R Bull CBBC Feb 2018 A	0.2500	3.1500	3.2300	2018/02/22	50,000,000	2017/04/26
67902	Credit Suisse AG	HSI R Bull CBBC Feb 2018 V	0.2500	23,550 per 10,000 units	23,750 per 10,000 units	2018/02/27	200,000,000	2017/04/26
67913	Credit Suisse AG	HSI R Bull CBBC Feb 2018 W	0.2500	23,778 per 10,000 units	23,878 per 10,000 units	2018/02/27	150,000,000	2017/04/26
67914	Credit Suisse AG	HSI R Bear CBBC Aug 2017 B	0.2500	23,980 per 12,000 units	23,780 per 12,000 units	2017/08/30	200,000,000	2017/04/26
67923	Credit Suisse AG	HSI R Bear CBBC Aug 2017 C	0.2500	24,228 per 10,000 units	24,128 per 10,000 units	2017/08/30	150,000,000	2017/04/26
67918	Credit Suisse AG	HSI R Bear CBBC Sep 2017 D	0.2500	24,150 per 10,000 units	23,950 per 10,000 units	2017/09/28	200,000,000	2017/04/26
67859	Goldman Sachs Structured Products (Asia) Ltd.	HSI R Bull CBBC Aug 2018 K	0.2500	23,824 per 10,000 units	23,924 per 10,000 units	2018/08/30	200,000,000	2017/04/26
67901	Goldman Sachs Structured Products (Asia) Ltd.	HSI R Bull CBBC Aug 2018 L	0.2500	23,650 per 10,000 units	23,750 per 10,000 units	2018/08/30	200,000,000	2017/04/26
67897	Goldman Sachs Structured Products (Asia) Ltd.	HSI R Bear CBBC Jul 2017 K	0.2500	23,880 per 10,000 units	23,780 per 10,000 units	2017/07/28	200,000,000	2017/04/26
67898	Goldman Sachs Structured Products (Asia) Ltd.	HSI R Bear CBBC Jul 2017 L	0.2500	24,350 per 12,000 units	24,200 per 12,000 units	2017/07/28	200,000,000	2017/04/26
67869	Hongkong and Shanghai Banking Corporation Ltd., The	China Mobile R Bear CBBC Apr 2018 B	0.2500	89.08 per 100 units	87.88 per 100 units	2018/04/09	40,000,000	2017/04/26
67868	Hongkong and Shanghai Banking Corporation Ltd., The	HSCEI R Bear CBBC Jan 2018 B	0.2500	10,288 per 10,000 units	10,188 per 10,000 units	2018/01/30	50,000,000	2017/04/26
67877	Hongkong and Shanghai Banking Corporation Ltd., The	HSI R Bear CBBC Jan 2018 D	0.2500	23,938 per 15,000 units	23,788 per 15,000 units	2018/01/30	100,000,000	2017/04/26
67871	Hongkong and Shanghai Banking Corporation Ltd., The	HSI R Bear CBBC Feb 2018 A	0.2500	24,138 per 15,000 units	23,988 per 15,000 units	2018/02/27	100,000,000	2017/04/26
67875	Hongkong and Shanghai Banking Corporation Ltd., The	HSI R Bear CBBC Feb 2018 B	0.2500	24,038 per 15,000 units	23,888 per 15,000 units	2018/02/27	100,000,000	2017/04/26
67882	Hongkong and Shanghai Banking Corporation Ltd., The	Tencent R Bull CBBC Apr 2018 D	0.2500	228.88 per 100 units	225.88 per 100 units	2018/04/16	60,000,000	2017/04/26
67881	Hongkong and Shanghai Banking Corporation Ltd., The	Tencent R Bear CBBC Apr 2018 A	0.2500	233.88 per 100 units	231.88 per 100 units	2018/04/09	50,000,000	2017/04/26
67891	Haitong International Securities Co. Ltd.	HSI R Bull CBBC Mar 2018 C	0.2540	22,850 per 10,000 units	23,050 per 10,000 units	2018/03/28	200,000,000	2017/04/26
67890	Haitong International Securities Co. Ltd.	HSI R Bull CBBC Apr 2018 C	0.2510	22,988 per 10,000 units	23,188 per 10,000 units	2018/04/27	200,000,000	2017/04/26
67887	Haitong International Securities Co. Ltd.	HSI R Bull CBBC Aug 2018 C	0.2550	23,400 per 10,000 units	23,600 per 10,000 units	2018/08/30	200,000,000	2017/04/26
67892	Haitong International Securities Co. Ltd.	HSI R Bear CBBC Jul 2017 F	0.2500	23,950 per 10,000 units	23,850 per 10,000 units	2017/07/28	200,000,000	2017/04/26
67893	Haitong International Securities Co. Ltd.	HSI R Bear CBBC Jul 2017 G	0.2510	24,218 per 10,000 units	24,018 per 10,000 units	2017/07/28	200,000,000	2017/04/26
67939	J.P. Morgan Structured Products B.V.	HSI R Bull CBBC Jan 2018 B	0.2500	23,700 per 10,000 units	23,900 per 10,000 units	2018/01/30	200,000,000	2017/04/26
67941	J.P. Morgan Structured Products B.V.	HSI R Bull CBBC Mar 2018 L	0.2500	23,658 per 10,000 units	23,758 per 10,000 units	2018/03/28	200,000,000	2017/04/26
67944	J.P. Morgan Structured Products B.V.	HSI R Bear CBBC Aug 2017 C	0.2500	23,880 per 10,000 units	23,780 per 10,000 units	2017/08/30	200,000,000	2017/04/26
67945	J.P. Morgan Structured Products B.V.	HSI R Bear CBBC Aug 2017 D	0.2500	24,200 per 10,000 units	24,000 per 10,000 units	2017/08/30	200,000,000	2017/04/26
67946	J.P. Morgan Structured Products B.V.	HSI R Bear CBBC Aug 2017 E	0.2500	24,400 per 10,000 units	24,200 per 10,000 units	2017/08/30	200,000,000	2017/04/26
67956	J.P. Morgan Structured Products B.V.	Tencent R Bull CBBC Mar 2018 C	0.2500	226.58 per 100 units	228.88 per 100 units	2018/03/16	40,000,000	2017/04/26
67951	SGA Societe Generale Acceptance N.V./SG Issuer	HSI R Bull CBBC Sep 2018 Y	0.2500	23,658 per 12,000 units	23,758 per 12,000 units	2018/09/27	200,000,000	2017/04/26
67952	SGA Societe Generale Acceptance N.V./SG Issuer	HSI R Bull CBBC Oct 2018 U	0.2500	23,708 per 10,000 units	23,808 per 10,000 units	2018/10/30	200,000,000	2017/04/26
67949	SGA Societe Generale Acceptance N.V./SG Issuer	HSI R Bear CBBC Jul 2017 N	0.2500	24,138 per 12,000 units	24,038 per 12,000 units	2017/07/28	200,000,000	2017/04/26

Newly listed callable bull/bear contracts (continued)

Code	Issuer	Name of issue	Issue prices (HK\$)	Strike price (HKD)/Strike level per 10 units	Call price (HKD)/Call level per 10 units	Expiry date	No. of issue (units)	Listing date
67947	SGA Societe Generale Acceptance N.V./SG Issuer	HSI R Bear CBBC Jul 2017 U	0.2500	23,938 per 12,000 units	23,838 per 12,000 units	2017/07/28	200,000,000	2017/04/26
67950	SGA Societe Generale Acceptance N.V./SG Issuer	HSI R Bear CBBC Aug 2017 P	0.2500	23,988 per 10,000 units	23,888 per 10,000 units	2017/08/30	200,000,000	2017/04/26
67938	UBS AG	HSCEI R Bear CBBC Jul 2017 B	0.2500	10,438 per 10,000 units	10,338 per 10,000 units	2017/07/28	100,000,000	2017/04/26
67933	UBS AG	HSI R Bull CBBC Dec 2017 P	0.2500	22,388 per 10,000 units	22,488 per 10,000 units	2017/12/28	200,000,000	2017/04/26
67929	UBS AG	HSI R Bull CBBC Jan 2018 E	0.2500	23,724 per 12,000 units	23,924 per 12,000 units	2018/01/30	250,000,000	2017/04/26
67932	UBS AG	HSI R Bull CBBC Feb 2018 F	0.2500	23,700 per 10,000 units	23,800 per 10,000 units	2018/02/27	200,000,000	2017/04/26
67935	UBS AG	HSI R Bear CBBC Jul 2017 I	0.2500	23,880 per 10,000 units	23,780 per 10,000 units	2017/07/28	200,000,000	2017/04/26
67936	UBS AG	HSI R Bear CBBC Jul 2017 L	0.2500	24,150 per 12,000 units	23,950 per 12,000 units	2017/07/28	250,000,000	2017/04/26
67937	UBS AG	HSI R Bear CBBC Jul 2017 M	0.2500	24,400 per 12,000 units	24,200 per 12,000 units	2017/07/28	250,000,000	2017/04/26
67980	Credit Suisse AG	HSI R Bull CBBC Feb 2018 X	0.2500	23,856 per 12,000 units	24,056 per 12,000 units	2018/02/27	200,000,000	2017/04/27
67977	Credit Suisse AG	HSI R Bull CBBC Aug 2018 P	0.2500	23,700 per 10,000 units	23,900 per 10,000 units	2018/08/30	200,000,000	2017/04/27
67971	Credit Suisse AG	HSI R Bear CBBC Aug 2017 D	0.2500	24,050 per 12,000 units	23,850 per 12,000 units	2017/08/30	200,000,000	2017/04/27
67976	Credit Suisse AG	HSI R Bear CBBC Aug 2017 E	0.2500	24,200 per 10,000 units	24,000 per 10,000 units	2017/08/30	200,000,000	2017/04/27
67982	Credit Suisse AG	Tencent R Bull CBBC Jan 2018 J	0.2500	231.28 per 100 units	233.28 per 100 units	2018/01/19	50,000,000	2017/04/27
67983	Credit Suisse AG	Tencent R Bull CBBC Feb 2018 A	0.2500	227.28 per 100 units	229.28 per 100 units	2018/02/06	50,000,000	2017/04/27
67984	Goldman Sachs Structured Products (Asia) Ltd.	HSI R Bull CBBC Aug 2018 M	0.2500	23,950 per 10,000 units	24,050 per 10,000 units	2018/08/30	200,000,000	2017/04/27
67989	Goldman Sachs Structured Products (Asia) Ltd.	HSI R Bear CBBC Jul 2017 B	0.2500	24,200 per 10,000 units	24,100 per 10,000 units	2017/07/28	200,000,000	2017/04/27
67964	Hongkong and Shanghai Banking Corporation Ltd., The	HKEX R Bull CBBC Mar 2018 D	0.2500	187.88 per 100 units	189.88 per 100 units	2018/03/26	50,000,000	2017/04/27
67959	Hongkong and Shanghai Banking Corporation Ltd., The	HSI R Bull CBBC Jan 2018 C	0.2500	23,748 per 15,000 units	23,898 per 15,000 units	2018/01/30	100,000,000	2017/04/27
67967	Hongkong and Shanghai Banking Corporation Ltd., The	HSI R Bull CBBC Feb 2018 A	0.2500	23,648 per 15,000 units	23,798 per 15,000 units	2018/02/27	100,000,000	2017/04/27
67966	Hongkong and Shanghai Banking Corporation Ltd., The	HSI R Bear CBBC Mar 2018 A	0.2500	25,138 per 15,000 units	24,988 per 15,000 units	2018/03/28	100,000,000	2017/04/27
67965	Hongkong and Shanghai Banking Corporation Ltd., The	Tencent R Bull CBBC Mar 2018 L	0.2500	230.88 per 100 units	232.88 per 100 units	2018/03/26	60,000,000	2017/04/27
68018	J.P. Morgan Structured Products B.V.	Geely Auto R Bull CBBC Feb 2018 C	0.2500	10.3800	10.6800	2018/02/15	60,000,000	2017/04/27
68021	J.P. Morgan Structured Products B.V.	HSI R Bull CBBC Mar 2018 M	0.2500	23,800 per 10,000 units	24,000 per 10,000 units	2018/03/28	200,000,000	2017/04/27
68025	J.P. Morgan Structured Products B.V.	HSI R Bull CBBC Apr 2018 G	0.2500	23,600 per 10,000 units	23,800 per 10,000 units	2018/04/27	200,000,000	2017/04/27
68005	J.P. Morgan Structured Products B.V.	HSI R Bear CBBC Jul 2017 T	0.2500	24,148 per 10,000 units	24,048 per 10,000 units	2017/07/28	200,000,000	2017/04/27
67994	J.P. Morgan Structured Products B.V.	HSI R Bear CBBC Aug 2017 F	0.2500	24,048 per 10,000 units	23,848 per 10,000 units	2017/08/30	200,000,000	2017/04/27
68006	J.P. Morgan Structured Products B.V.	Tencent R Bull CBBC Apr 2018 D	0.2500	233.38 per 100 units	235.88 per 100 units	2018/04/20	40,000,000	2017/04/27
68010	J.P. Morgan Structured Products B.V.	Tencent R Bear CBBC Apr 2018 D	0.2500	256.88 per 100 units	254.08 per 100 units	2018/04/20	40,000,000	2017/04/27
68019	J.P. Morgan Structured Products B.V.	Tencent R Bear CBBC Apr 2018 E	0.3000	264.88 per 100 units	262.08 per 100 units	2018/04/20	40,000,000	2017/04/27
68038	SGA Societe Generale Acceptance N.V./SG Issuer	HSI R Bull CBBC Sep 2018 E	0.2500	23,908 per 10,000 units	24,008 per 10,000 units	2018/09/27	200,000,000	2017/04/27
68032	SGA Societe Generale Acceptance N.V./SG Issuer	HSI R Bull CBBC Sep 2018 Z	0.2500	23,858 per 12,000 units	23,958 per 12,000 units	2018/09/27	200,000,000	2017/04/27
68027	SGA Societe Generale Acceptance N.V./SG Issuer	HSI R Bear CBBC Jul 2017 P	0.2500	24,188 per 10,000 units	24,088 per 10,000 units	2017/07/28	200,000,000	2017/04/27
68029	SGA Societe Generale Acceptance N.V./SG Issuer	HSI R Bear CBBC Aug 2017 H	0.2500	24,338 per 10,000 units	24,138 per 10,000 units	2017/08/30	200,000,000	2017/04/27
68046	SGA Societe Generale Acceptance N.V./SG Issuer	Tencent R Bull CBBC Jan 2018 I	0.2500	229.70 per 100 units	231.20 per 100 units	2018/01/30	100,000,000	2017/04/27
68052	SGA Societe Generale Acceptance N.V./SG Issuer	Tencent R Bull CBBC Feb 2018 B	0.2500	226.70 per 100 units	228.20 per 100 units	2018/02/27	100,000,000	2017/04/27
68058	SGA Societe Generale Acceptance N.V./SG Issuer	Tencent R Bull CBBC Feb 2018 C	0.2500	232.70 per 100 units	234.20 per 100 units	2018/02/27	100,000,000	2017/04/27
68045	SGA Societe Generale Acceptance N.V./SG Issuer	Tencent R Bear CBBC Nov 2017 B	0.2500	252.80 per 100 units	250.80 per 100 units	2017/11/29	100,000,000	2017/04/27
67970	UBS AG	HSI R Bull CBBC Aug 2018 H	0.2500	23,550 per 12,000 units	23,750 per 12,000 units	2018/08/30	250,000,000	2017/04/27
67968	UBS AG	HSI R Bear CBBC Jul 2017 P	0.2500	24,026 per 12,000 units	23,826 per 12,000 units	2017/07/28	250,000,000	2017/04/27
67969	UBS AG	HSI R Bear CBBC Jul 2017 Q	0.2500	24,200 per 12,000 units	24,000 per 12,000 units	2017/07/28	250,000,000	2017/04/27
68061	BNP Paribas Issuance B.V.	HSI R Bear CBBC Feb 2018 S	0.2500	24,300 per 10,000 units	24,100 per 10,000 units	2018/02/27	250,000,000	2017/04/28
68141	Credit Suisse AG	Geely Auto R Bull CBBC Dec 2017 G	0.2500	10.5800	10.7800	2017/12/28	50,000,000	2017/04/28

Newly listed callable bull/bear contracts (continued)

Code	Issuer	Name of issue	Issue prices (HK\$)	Strike price (HKD)/Strike level per 10 units	Call price (HKD)/Call level per 10 units	Expiry date	No. of issue (units)	Listing date
68128	Credit Suisse AG	HSI R Bull CBBC Feb 2018 Y	0.2500	23,768 per 15,000 units	23,988 per 15,000 units	2018/02/27	300,000,000	2017/04/28
68127	Credit Suisse AG	HSI R Bull CBBC Aug 2018 Q	0.2500	23,600 per 10,000 units	23,800 per 10,000 units	2018/08/30	200,000,000	2017/04/28
68138	Credit Suisse AG	HSI R Bear CBBC Aug 2017 F	0.2500	24,550 per 12,000 units	24,350 per 12,000 units	2017/08/30	200,000,000	2017/04/28
68142	Credit Suisse AG	HSI R Bear CBBC Aug 2017 M	0.2500	24,250 per 12,000 units	24,050 per 12,000 units	2017/08/30	200,000,000	2017/04/28
68139	Credit Suisse AG	Tencent R Bull CBBC Jan 2018 K	0.2500	229.28 per 100 units	231.28 per 100 units	2018/01/04	50,000,000	2017/04/28
68077	The Bank of East Asia, Ltd.	China Mobile R Bear CBBC Mar 2018 A	0.2500	90.08 per 100 units	88.88 per 100 units	2018/03/28	40,000,000	2017/04/28
68076	The Bank of East Asia, Ltd.	Geely Auto R Bull CBBC Mar 2018 B	0.2500	10.3800	10.6800	2018/03/28	40,000,000	2017/04/28
68072	The Bank of East Asia, Ltd.	Tencent R Bull CBBC Mar 2018 B	0.2500	234.28 per 100 units	236.28 per 100 units	2018/03/28	40,000,000	2017/04/28
68073	The Bank of East Asia, Ltd.	Tencent R Bull CBBC Mar 2018 C	0.2500	231.08 per 100 units	233.08 per 100 units	2018/03/28	40,000,000	2017/04/28
68075	The Bank of East Asia, Ltd.	Tencent R Bear CBBC Mar 2018 A	0.2500	253.08 per 100 units	250.28 per 100 units	2018/03/28	40,000,000	2017/04/28
68143	Goldman Sachs Structured Products (Asia) Ltd.	HSI R Bear CBBC Jul 2017 G	0.2500	24,150 per 10,000 units	24,050 per 10,000 units	2017/07/28	200,000,000	2017/04/28
68068	Hongkong and Shanghai Banking Corporation Ltd., The	BOCL R Bear CBBC Apr 2018 A	0.2500	4.0600	3.9800	2018/04/30	40,000,000	2017/04/28
68070	Hongkong and Shanghai Banking Corporation Ltd., The	CC Bank R Bear CBBC Apr 2018 A	0.2500	6.4800	6.3800	2018/04/30	40,000,000	2017/04/28
68071	Hongkong and Shanghai Banking Corporation Ltd., The	HSI R Bull CBBC Jan 2018 D	0.2500	23,848 per 15,000 units	23,998 per 15,000 units	2018/01/30	100,000,000	2017/04/28
68067	Hongkong and Shanghai Banking Corporation Ltd., The	Tencent R Bull CBBC Apr 2018 E	0.2500	232.88 per 100 units	234.88 per 100 units	2018/04/09	60,000,000	2017/04/28
68069	Hongkong and Shanghai Banking Corporation Ltd., The	Tencent R Bear CBBC Jun 2018 A	0.4000	272.88 per 100 units	270.88 per 100 units	2018/06/11	50,000,000	2017/04/28
68144	J.P. Morgan Structured Products B.V.	HSI R Bear CBBC Jul 2017 M	0.2500	24,300 per 10,000 units	24,100 per 10,000 units	2017/07/28	200,000,000	2017/04/28
68150	J.P. Morgan Structured Products B.V.	Tencent R Bull CBBC Feb 2018 D	0.2500	230.38 per 100 units	232.88 per 100 units	2018/02/15	40,000,000	2017/04/28
68062	Macquarie Bank Ltd.	Tencent R Bull CBBC Nov 2017 C	0.2500	227.88 per 100 units	229.88 per 100 units	2017/11/30	40,000,000	2017/04/28
68063	Macquarie Bank Ltd.	Tencent R Bear CBBC Nov 2017 A	0.2500	252.88 per 100 units	250.18 per 100 units	2017/11/30	40,000,000	2017/04/28
68114	UBS AG	HSI R Bull CBBC Aug 2018 I	0.2500	23,875 per 10,000 units	24,075 per 10,000 units	2018/08/30	200,000,000	2017/04/28
68089	UBS AG	HSI R Bear CBBC Jul 2017 O	0.2500	25,800 per 12,000 units	25,600 per 12,000 units	2017/07/28	250,000,000	2017/04/28
68079	UBS AG	HSI R Bear CBBC Jul 2017 R	0.2500	24,157 per 10,000 units	24,057 per 10,000 units	2017/07/28	200,000,000	2017/04/28
68083	UBS AG	HSI R Bear CBBC Jul 2017 S	0.2500	25,600 per 12,000 units	25,400 per 12,000 units	2017/07/28	250,000,000	2017/04/28
68096	UBS AG	HSI R Bear CBBC Jul 2017 T	0.2500	25,610 per 10,000 units	25,510 per 10,000 units	2017/07/28	200,000,000	2017/04/28
68103	UBS AG	HSI R Bear CBBC Jul 2017 U	0.2500	24,950 per 12,000 units	24,750 per 12,000 units	2017/07/28	250,000,000	2017/04/28
68111	UBS AG	HSI R Bear CBBC Jul 2017 W	0.2500	25,200 per 12,000 units	25,000 per 12,000 units	2017/07/28	250,000,000	2017/04/28
68106	UBS AG	Tencent R Bull CBBC Dec 2017 D	0.2500	228.98 per 100 units	230.98 per 100 units	2017/12/04	50,000,000	2017/04/28
68109	UBS AG	Tencent R Bear CBBC Nov 2017 A	0.2850	264.80 per 100 units	262 per 100 units	2017/11/20	50,000,000	2017/04/28
68110	UBS AG	Tencent R Bear CBBC Dec 2017 A	0.2500	256.68 per 100 units	253.88 per 100 units	2017/12/04	50,000,000	2017/04/28
68152	BNP Paribas Issuance B.V.	HSI R Bear CBBC Feb 2018 V	0.2500	24,400 per 10,000 units	24,200 per 10,000 units	2018/02/27	250,000,000	2017/05/02
68176	Credit Suisse AG	Galaxy Ent R Bear CBBC Dec 2017 E	0.2500	44.78 per 100 units	43.98 per 100 units	2017/12/15	50,000,000	2017/05/02
68178	Credit Suisse AG	HSI R Bull CBBC Feb 2018 Z	0.2500	23,939 per 12,000 units	24,139 per 12,000 units	2018/02/27	200,000,000	2017/05/02
68170	Credit Suisse AG	HSI R Bear CBBC Aug 2017 N	0.2500	24,350 per 12,000 units	24,150 per 12,000 units	2017/08/30	200,000,000	2017/05/02
68174	Credit Suisse AG	Tencent R Bull CBBC Feb 2018 B	0.2500	233.28 per 100 units	235.28 per 100 units	2018/02/09	50,000,000	2017/05/02
68203	Goldman Sachs Structured Products (Asia) Ltd.	HSI R Bull CBBC Aug 2018 N	0.2500	24,039 per 10,000 units	24,139 per 10,000 units	2018/08/30	200,000,000	2017/05/02
68255	Goldman Sachs Structured Products (Asia) Ltd.	HSI R Bull CBBC Aug 2018 O	0.2500	23,300 per 12,000 units	23,450 per 12,000 units	2018/08/30	200,000,000	2017/05/02
68257	Goldman Sachs Structured Products (Asia) Ltd.	HSI R Bear CBBC Aug 2017 D	0.2500	25,150 per 10,000 units	25,050 per 10,000 units	2017/08/30	200,000,000	2017/05/02
68167	Hongkong and Shanghai Banking Corporation Ltd., The	A50 R Bull CBBC Oct 2018 A	0.2500	9.4300	9.5300	2018/10/22	50,000,000	2017/05/02
68161	Hongkong and Shanghai Banking Corporation Ltd., The	A50 R Bull CBBC Nov 2018 A	0.2500	9.1300	9.2300	2018/11/26	50,000,000	2017/05/02
68159	Hongkong and Shanghai Banking Corporation Ltd., The	A50 R Bull CBBC Jan 2019 A	0.3000	8.7300	8.8300	2019/01/28	50,000,000	2017/05/02
68158	Hongkong and Shanghai Banking Corporation Ltd., The	A50 R Bull CBBC Feb 2019 A	0.3000	8.4300	8.5300	2019/02/18	50,000,000	2017/05/02
68153	Hongkong and Shanghai Banking Corporation Ltd., The	HSI R Bear CBBC Jan 2018 E	0.2500	24,238 per 15,000 units	24,088 per 15,000 units	2018/01/30	100,000,000	2017/05/02

Newly listed callable bull/bear contracts (continued)

Code	Issuer	Name of issue	Issue prices (HK\$)	Strike price (HKD)/Strike level per 10 units	Call price (HKD)/Call level per 10 units	Expiry date	No. of issue (units)	Listing date
68154	Hongkong and Shanghai Banking Corporation Ltd., The	HSI R Bear CBBC Feb 2018 C	0.2500	24,338 per 15,000 units	24,188 per 15,000 units	2018/02/27	100,000,000	2017/05/02
68156	Hongkong and Shanghai Banking Corporation Ltd., The	Tencent R Bull CBBC Mar 2018 M	0.2500	234.88 per 100 units	236.88 per 100 units	2018/03/26	60,000,000	2017/05/02
68231	J.P. Morgan Structured Products B.V.	HSI R Bull CBBC Mar 2018 N	0.2500	23,900 per 10,000 units	24,100 per 10,000 units	2018/03/28	200,000,000	2017/05/02
68232	J.P. Morgan Structured Products B.V.	HSI R Bull CBBC Apr 2018 H	0.2500	23,758 per 10,000 units	23,858 per 10,000 units	2018/04/27	200,000,000	2017/05/02
68205	J.P. Morgan Structured Products B.V.	HSI R Bear CBBC Aug 2017 G	0.2500	24,348 per 10,000 units	24,248 per 10,000 units	2017/08/30	200,000,000	2017/05/02
68218	J.P. Morgan Structured Products B.V.	Tencent R Bull CBBC Mar 2018 D	0.2500	235.38 per 100 units	237.88 per 100 units	2018/03/16	40,000,000	2017/05/02
68226	J.P. Morgan Structured Products B.V.	Tencent R Bear CBBC Apr 2018 F	0.3200	268.88 per 100 units	266.08 per 100 units	2018/04/20	40,000,000	2017/05/02
68242	SGA Societe Generale Acceptance N.V./SG Issuer	HSI R Bull CBBC Sep 2018 G	0.2500	23,908 per 10,000 units	24,108 per 10,000 units	2018/09/27	200,000,000	2017/05/02
68243	SGA Societe Generale Acceptance N.V./SG Issuer	HSI R Bull CBBC Oct 2018 V	0.2500	23,958 per 12,000 units	24,058 per 12,000 units	2018/10/30	200,000,000	2017/05/02
68239	SGA Societe Generale Acceptance N.V./SG Issuer	HSI R Bear CBBC Sep 2017 D	0.2500	24,288 per 12,000 units	24,188 per 12,000 units	2017/09/28	200,000,000	2017/05/02
68240	SGA Societe Generale Acceptance N.V./SG Issuer	HSI R Bear CBBC Sep 2017 E	0.2500	24,438 per 10,000 units	24,238 per 10,000 units	2017/09/28	200,000,000	2017/05/02
68190	UBS AG	HSI R Bull CBBC Jul 2018 A	0.2500	24,039 per 10,000 units	24,139 per 10,000 units	2018/07/30	200,000,000	2017/05/02
68182	UBS AG	HSI R Bear CBBC Aug 2017 B	0.2500	24,300 per 12,000 units	24,100 per 12,000 units	2017/08/30	250,000,000	2017/05/02
68268	BNP Paribas Issuance B.V.	HSI R Bull CBBC Aug 2018 X	0.2500	24,000 per 10,000 units	24,200 per 10,000 units	2018/08/30	250,000,000	2017/05/04
68270	BNP Paribas Issuance B.V.	HSI R Bull CBBC Aug 2018 Y	0.2500	24,100 per 10,000 units	24,300 per 10,000 units	2018/08/30	250,000,000	2017/05/04
68460	BNP Paribas Issuance B.V.	HSI R Bull CBBC Aug 2018 Z	0.2500	24,200 per 10,000 units	24,400 per 10,000 units	2018/08/30	250,000,000	2017/05/04
68272	BNP Paribas Issuance B.V.	HSI R Bear CBBC Feb 2018 L	0.2500	24,600 per 10,000 units	24,400 per 10,000 units	2018/02/27	250,000,000	2017/05/04
68351	Credit Suisse AG	HSI R Bull CBBC Feb 2018 A	0.2500	23,650 per 12,000 units	23,850 per 12,000 units	2018/02/27	200,000,000	2017/05/04
68344	Credit Suisse AG	HSI R Bull CBBC Feb 2018 B	0.2500	24,078 per 10,000 units	24,178 per 10,000 units	2018/02/27	150,000,000	2017/05/04
68349	Credit Suisse AG	HSI R Bull CBBC Feb 2018 F	0.2500	24,255 per 12,000 units	24,455 per 12,000 units	2018/02/27	200,000,000	2017/05/04
68350	Credit Suisse AG	HSI R Bull CBBC Aug 2018 R	0.2500	24,100 per 10,000 units	24,300 per 10,000 units	2018/08/30	200,000,000	2017/05/04
68341	Credit Suisse AG	HSI R Bear CBBC Aug 2017 P	0.2500	24,600 per 10,000 units	24,400 per 10,000 units	2017/08/30	200,000,000	2017/05/04
68343	Credit Suisse AG	HSI R Bear CBBC Aug 2017 Q	0.2500	24,450 per 12,000 units	24,250 per 12,000 units	2017/08/30	200,000,000	2017/05/04
68352	Credit Suisse AG	HSI R Bear CBBC Sep 2017 E	0.2500	25,700 per 10,000 units	25,500 per 10,000 units	2017/09/28	200,000,000	2017/05/04
68345	Credit Suisse AG	Tencent R Bull CBBC Feb 2018 C	0.2500	237.28 per 100 units	239.28 per 100 units	2018/02/23	50,000,000	2017/05/04
68445	Goldman Sachs Structured Products (Asia) Ltd.	HSI R Bull CBBC Aug 2018 P	0.2500	24,355 per 10,000 units	24,455 per 10,000 units	2018/08/30	200,000,000	2017/05/04
68448	Goldman Sachs Structured Products (Asia) Ltd.	HSI R Bull CBBC Aug 2018 Q	0.2500	24,050 per 12,000 units	24,200 per 12,000 units	2018/08/30	200,000,000	2017/05/04
68260	Goldman Sachs Structured Products (Asia) Ltd.	HSI R Bear CBBC Aug 2017 E	0.2500	24,250 per 10,000 units	24,150 per 10,000 units	2017/08/30	200,000,000	2017/05/04
68263	Goldman Sachs Structured Products (Asia) Ltd.	HSI R Bear CBBC Aug 2017 F	0.2500	24,450 per 10,000 units	24,350 per 10,000 units	2017/08/30	200,000,000	2017/05/04
68437	Goldman Sachs Structured Products (Asia) Ltd.	HSI R Bear CBBC Aug 2017 G	0.2500	25,650 per 10,000 units	25,550 per 10,000 units	2017/08/30	200,000,000	2017/05/04
68438	Goldman Sachs Structured Products (Asia) Ltd.	HSI R Bear CBBC Aug 2017 H	0.2500	25,850 per 10,000 units	25,750 per 10,000 units	2017/08/30	200,000,000	2017/05/04
68287	Hongkong and Shanghai Banking Corporation Ltd., The	A50 R Bull CBBC Sep 2018 A	0.2500	10.0800	10.1800	2018/09/17	50,000,000	2017/05/04
68288	Hongkong and Shanghai Banking Corporation Ltd., The	A50 R Bull CBBC Oct 2018 B	0.2500	9.6800	9.7800	2018/10/08	50,000,000	2017/05/04
68290	Hongkong and Shanghai Banking Corporation Ltd., The	A50 R Bear CBBC Feb 2018 A	0.2500	12.1800	12.0800	2018/02/12	40,000,000	2017/05/04
68291	Hongkong and Shanghai Banking Corporation Ltd., The	A50 R Bear CBBC Mar 2018 A	0.2500	12.9800	12.8800	2018/03/19	40,000,000	2017/05/04
68282	Hongkong and Shanghai Banking Corporation Ltd., The	HSI R Bull CBBC Jan 2018 E	0.2500	24,148 per 15,000 units	24,298 per 15,000 units	2018/01/30	100,000,000	2017/05/04
68281	Hongkong and Shanghai Banking Corporation Ltd., The	HSI R Bull CBBC Feb 2018 B	0.2500	24,048 per 15,000 units	24,198 per 15,000 units	2018/02/27	100,000,000	2017/05/04
68279	Hongkong and Shanghai Banking Corporation Ltd., The	HSI R Bull CBBC Mar 2018 A	0.2500	23,898 per 20,000 units	24,098 per 20,000 units	2018/03/28	150,000,000	2017/05/04
68278	Hongkong and Shanghai Banking Corporation Ltd., The	Sands China R Bear CBBC Apr 2018 C	0.2500	38.18 per 100 units	37.38 per 100 units	2018/04/16	40,000,000	2017/05/04
68299	Hongkong and Shanghai Banking Corporation Ltd., The	SMIC R Bull CBBC Jul 2018 A	0.2500	6.8800	7.3800	2018/07/16	40,000,000	2017/05/04
68294	Hongkong and Shanghai Banking Corporation Ltd., The	Tencent R Bull CBBC Apr 2018 F	0.2500	236.88 per 100 units	238.88 per 100 units	2018/04/23	60,000,000	2017/05/04
68429	J.P. Morgan Structured Products B.V.	HSBC R Bull CBBC Apr 2018 B	0.2500	61.38 per 100 units	62.88 per 100 units	2018/04/20	100,000,000	2017/05/04
68430	J.P. Morgan Structured Products B.V.	HSI R Bull CBBC Feb 2018 I	0.2500	24,355 per 10,000 units	24,455 per 10,000 units	2018/02/27	200,000,000	2017/05/04

Newly listed callable bull/bear contracts (continued)

Code	Issuer	Name of issue	Issue prices (HK\$)	Strike price (HKD)/Strike level per 10 units	Call price (HKD)/Call level per 10 units	Expiry date	No. of issue (units)	Listing date
68433	J.P. Morgan Structured Products B.V.	HSI R Bull CBBC Mar 2018 O	0.2500	24,158 per 10,000 units	24,258 per 10,000 units	2018/03/28	200,000,000	2017/05/04
68435	J.P. Morgan Structured Products B.V.	HSI R Bull CBBC Apr 2018 I	0.2500	23,958 per 10,000 units	24,058 per 10,000 units	2018/04/27	200,000,000	2017/05/04
68389	J.P. Morgan Structured Products B.V.	HSI R Bear CBBC Aug 2017 H	0.2500	24,248 per 10,000 units	24,148 per 10,000 units	2017/08/30	200,000,000	2017/05/04
68391	J.P. Morgan Structured Products B.V.	HSI R Bear CBBC Aug 2017 I	0.2500	24,448 per 10,000 units	24,348 per 10,000 units	2017/08/30	200,000,000	2017/05/04
68427	J.P. Morgan Structured Products B.V.	Ping An R Bull CBBC Jun 2018 A	0.2500	41.28 per 100 units	41.88 per 100 units	2018/06/15	150,000,000	2017/05/04
68400	J.P. Morgan Structured Products B.V.	Tencent R Bull CBBC Jun 2018 A	0.2500	239.38 per 100 units	241.88 per 100 units	2018/06/15	40,000,000	2017/05/04
68413	J.P. Morgan Structured Products B.V.	Tencent R Bear CBBC Jun 2018 A	0.3200	272.88 per 100 units	270.08 per 100 units	2018/06/15	40,000,000	2017/05/04
68392	J.P. Morgan Structured Products B.V.	Tencent R Bear CBBC Jul 2018 A	0.2500	244.88 per 100 units	242.08 per 100 units	2018/07/20	40,000,000	2017/05/04
68452	Macquarie Bank Ltd.	Tencent R Bull CBBC Dec 2017 A	0.2500	217.88 per 100 units	219.88 per 100 units	2017/12/29	40,000,000	2017/05/04
68459	Macquarie Bank Ltd.	Tencent R Bear CBBC Dec 2017 A	0.2500	262.88 per 100 units	260.18 per 100 units	2017/12/29	40,000,000	2017/05/04
68303	SGA Societe Generale Acceptance N.V./SG Issuer	CMob R Bear CBBC Nov 2017 A	0.2500	86 per 100 units	84.80 per 100 units	2017/11/29	100,000,000	2017/05/04
68300	SGA Societe Generale Acceptance N.V./SG Issuer	CCB R Bear CBBC Oct 2017 A	0.2500	7.4600	7.3800	2017/10/30	40,000,000	2017/05/04
68302	SGA Societe Generale Acceptance N.V./SG Issuer	CCB R Bear CBBC Nov 2017 A	0.2500	6.8600	6.7800	2017/11/29	40,000,000	2017/05/04
68306	SGA Societe Generale Acceptance N.V./SG Issuer	Geely Auto R Bull CBBC Jan 2018 B	0.2500	10.0800	10.2800	2018/01/30	40,000,000	2017/05/04
68304	SGA Societe Generale Acceptance N.V./SG Issuer	Geely Auto R Bear CBBC Nov 2017 A	0.2500	12.2800	12.0800	2017/11/29	40,000,000	2017/05/04
68308	SGA Societe Generale Acceptance N.V./SG Issuer	HKEX R Bear CBBC Oct 2017 A	0.2500	200.80 per 100 units	198.80 per 100 units	2017/10/30	100,000,000	2017/05/04
68472	SGA Societe Generale Acceptance N.V./SG Issuer	HSI R Bull CBBC Sep 2018 I	0.2500	24,008 per 10,000 units	24,208 per 10,000 units	2018/09/27	200,000,000	2017/05/04
68474	SGA Societe Generale Acceptance N.V./SG Issuer	HSI R Bull CBBC Sep 2018 J	0.2500	24,308 per 10,000 units	24,408 per 10,000 units	2018/09/27	200,000,000	2017/05/04
68476	SGA Societe Generale Acceptance N.V./SG Issuer	HSI R Bull CBBC Oct 2018 W	0.2500	24,258 per 12,000 units	24,358 per 12,000 units	2018/10/30	200,000,000	2017/05/04
68466	SGA Societe Generale Acceptance N.V./SG Issuer	HSI R Bear CBBC Sep 2017 F	0.2500	24,638 per 12,000 units	24,538 per 12,000 units	2017/09/28	200,000,000	2017/05/04
68471	SGA Societe Generale Acceptance N.V./SG Issuer	HSI R Bear CBBC Sep 2017 G	0.2500	24,688 per 12,000 units	24,488 per 12,000 units	2017/09/28	200,000,000	2017/05/04
68309	SGA Societe Generale Acceptance N.V./SG Issuer	Ping An R Bull CBBC Feb 2018 A	0.2500	41.60 per 100 units	42.20 per 100 units	2018/02/27	100,000,000	2017/05/04
68335	SGA Societe Generale Acceptance N.V./SG Issuer	Tencent R Bull CBBC Jan 2018 J	0.2500	235.70 per 100 units	237.20 per 100 units	2018/01/30	100,000,000	2017/05/04
68311	SGA Societe Generale Acceptance N.V./SG Issuer	Tencent R Bear CBBC Oct 2017 C	0.2500	257.80 per 100 units	255.80 per 100 units	2017/10/30	100,000,000	2017/05/04
68363	UBS AG	CC Bank R Bull CBBC Dec 2017 A	0.2500	6.0000	6.1000	2017/12/11	40,000,000	2017/05/04
68366	UBS AG	HSCEI R Bull CBBC Aug 2018 A	0.2500	9,888 per 10,000 units	9,988 per 10,000 units	2018/08/30	100,000,000	2017/05/04
68381	UBS AG	HSI R Bull CBBC Feb 2018 G	0.2500	23,900 per 12,000 units	24,100 per 12,000 units	2018/02/27	250,000,000	2017/05/04
68367	UBS AG	HSI R Bull CBBC Jul 2018 B	0.2500	24,255 per 12,000 units	24,455 per 12,000 units	2018/07/30	250,000,000	2017/05/04
68368	UBS AG	HSI R Bull CBBC Aug 2018 J	0.2500	24,200 per 10,000 units	24,300 per 10,000 units	2018/08/30	200,000,000	2017/05/04
68355	UBS AG	HSI R Bear CBBC Aug 2017 C	0.2500	24,340 per 10,000 units	24,140 per 10,000 units	2017/08/30	200,000,000	2017/05/04
68356	UBS AG	HSI R Bear CBBC Aug 2017 D	0.2500	24,350 per 10,000 units	24,250 per 10,000 units	2017/08/30	200,000,000	2017/05/04
68361	UBS AG	HSI R Bear CBBC Aug 2017 E	0.2500	24,600 per 12,000 units	24,400 per 12,000 units	2017/08/30	250,000,000	2017/05/04
68362	UBS AG	Tencent R Bull CBBC Nov 2017 G	0.2500	230.50 per 100 units	233 per 100 units	2017/11/20	50,000,000	2017/05/04
68492	BNP Paribas Issuance B.V.	HSI R Bear CBBC Feb 2018 B	0.2500	26,700 per 10,000 units	26,500 per 10,000 units	2018/02/27	250,000,000	2017/05/05
68480	BNP Paribas Issuance B.V.	HSI R Bear CBBC Feb 2018 M	0.2500	24,700 per 10,000 units	24,500 per 10,000 units	2018/02/27	250,000,000	2017/05/05
68485	BNP Paribas Issuance B.V.	HSI R Bear CBBC Feb 2018 W	0.2500	24,800 per 10,000 units	24,600 per 10,000 units	2018/02/27	250,000,000	2017/05/05
68535	BNP Paribas Issuance B.V.	Tencent R Bull CBBC Jun 2018 A	0.2500	223 per 100 units	225 per 100 units	2018/06/28	40,000,000	2017/05/05
68538	BNP Paribas Issuance B.V.	Tencent R Bull CBBC Jun 2018 B	0.2500	228 per 100 units	230 per 100 units	2018/06/28	40,000,000	2017/05/05
68543	BNP Paribas Issuance B.V.	Tencent R Bull CBBC Jun 2018 C	0.2500	233 per 100 units	235 per 100 units	2018/06/28	40,000,000	2017/05/05
68545	BNP Paribas Issuance B.V.	Tencent R Bear CBBC Apr 2018 A	0.2500	262 per 100 units	260 per 100 units	2018/04/27	40,000,000	2017/05/05
68547	BNP Paribas Issuance B.V.	Tencent R Bear CBBC Apr 2018 B	0.3500	272 per 100 units	270 per 100 units	2018/04/27	40,000,000	2017/05/05
68555	BNP Paribas Issuance B.V.	Tencent R Bear CBBC Apr 2018 C	0.4500	282 per 100 units	280 per 100 units	2018/04/27	40,000,000	2017/05/05
68672	Credit Suisse AG	AIA R Bear CBBC Dec 2017 A	0.2500	57.88 per 100 units	57.28 per 100 units	2017/12/14	50,000,000	2017/05/05

Newly listed callable bull/bear contracts (continued)

Code	Issuer	Name of issue	Issue prices (HK\$)	Strike price (HKD)/Strike level per 10 units	Call price (HKD)/Call level per 10 units	Expiry date	No. of issue (units)	Listing date
68657	Credit Suisse AG	Galaxy Ent R Bull CBBC Dec 2017 F	0.2500	40.18 per 100 units	40.98 per 100 units	2017/12/28	50,000,000	2017/05/05
68666	Credit Suisse AG	Galaxy Ent R Bear CBBC Dec 2017 F	0.2500	48.58 per 100 units	47.78 per 100 units	2017/12/21	50,000,000	2017/05/05
68651	Credit Suisse AG	HSI R Bull CBBC Feb 2018 G	0.2500	24,398 per 12,000 units	24,598 per 12,000 units	2018/02/27	200,000,000	2017/05/05
68644	Credit Suisse AG	HSI R Bull CBBC Aug 2018 S	0.2500	23,900 per 10,000 units	24,100 per 10,000 units	2018/08/30	200,000,000	2017/05/05
68649	Credit Suisse AG	HSI R Bull CBBC Aug 2018 T	0.2500	24,200 per 10,000 units	24,400 per 10,000 units	2018/08/30	200,000,000	2017/05/05
68629	Credit Suisse AG	HSI R Bear CBBC Aug 2017 R	0.2500	24,708 per 15,000 units	24,488 per 15,000 units	2017/08/30	300,000,000	2017/05/05
68638	Credit Suisse AG	HSI R Bear CBBC Aug 2017 S	0.2500	24,800 per 10,000 units	24,600 per 10,000 units	2017/08/30	200,000,000	2017/05/05
68652	Credit Suisse AG	HSI R Bear CBBC Sep 2017 F	0.2500	25,698 per 10,000 units	25,398 per 10,000 units	2017/09/28	200,000,000	2017/05/05
68673	Credit Suisse AG	Tencent R Bull CBBC Jan 2018 L	0.2500	239.28 per 100 units	241.28 per 100 units	2018/01/26	50,000,000	2017/05/05
68674	Credit Suisse AG	Tencent R Bull CBBC Feb 2018 D	0.2500	235.28 per 100 units	237.28 per 100 units	2018/02/09	50,000,000	2017/05/05
68558	The Bank of East Asia, Ltd.	HKEX R Bull CBBC Apr 2018 B	0.2500	189.28 per 100 units	191.28 per 100 units	2018/04/06	40,000,000	2017/05/05
68559	The Bank of East Asia, Ltd.	Tencent R Bull CBBC Apr 2018 D	0.2500	240.08 per 100 units	242.28 per 100 units	2018/04/06	40,000,000	2017/05/05
68560	The Bank of East Asia, Ltd.	Tencent R Bull CBBC Apr 2018 E	0.2500	237.08 per 100 units	239.28 per 100 units	2018/04/06	40,000,000	2017/05/05
68564	The Bank of East Asia, Ltd.	Tencent R Bear CBBC Apr 2018 A	0.2500	263.08 per 100 units	260.28 per 100 units	2018/04/06	40,000,000	2017/05/05
68556	Goldman Sachs Structured Products (Asia) Ltd.	HSI R Bull CBBC Aug 2018 R	0.2500	24,498 per 10,000 units	24,598 per 10,000 units	2018/08/30	200,000,000	2017/05/05
68557	Goldman Sachs Structured Products (Asia) Ltd.	HSI R Bull CBBC Aug 2018 S	0.2500	24,200 per 10,000 units	24,300 per 10,000 units	2018/08/30	200,000,000	2017/05/05
68623	Goldman Sachs Structured Products (Asia) Ltd.	HSI R Bear CBBC Aug 2017 I	0.2500	24,700 per 10,000 units	24,600 per 10,000 units	2017/08/30	200,000,000	2017/05/05
68533	Hongkong and Shanghai Banking Corporation Ltd., The	Galaxy Ent R Bull CBBC Apr 2018 A	0.2500	41.58 per 100 units	42.38 per 100 units	2018/04/23	80,000,000	2017/05/05
68518	Hongkong and Shanghai Banking Corporation Ltd., The	HKEX R Bull CBBC Apr 2018 A	0.2500	190.88 per 100 units	192.88 per 100 units	2018/04/16	50,000,000	2017/05/05
68525	Hongkong and Shanghai Banking Corporation Ltd., The	HKEX R Bull CBBC Jun 2018 A	0.2500	183.38 per 100 units	185.38 per 100 units	2018/06/25	40,000,000	2017/05/05
68519	Hongkong and Shanghai Banking Corporation Ltd., The	HSI R Bull CBBC Feb 2018 C	0.2500	24,348 per 15,000 units	24,498 per 15,000 units	2018/02/27	100,000,000	2017/05/05
68531	Hongkong and Shanghai Banking Corporation Ltd., The	HSI R Bull CBBC Mar 2018 B	0.2500	24,198 per 20,000 units	24,398 per 20,000 units	2018/03/28	150,000,000	2017/05/05
68530	Hongkong and Shanghai Banking Corporation Ltd., The	HSI R Bear CBBC Mar 2018 B	0.2500	27,538 per 15,000 units	27,388 per 15,000 units	2018/03/28	100,000,000	2017/05/05
68534	Hongkong and Shanghai Banking Corporation Ltd., The	Sands China R Bull CBBC Apr 2018 B	0.2500	35.08 per 100 units	35.88 per 100 units	2018/04/23	80,000,000	2017/05/05
68494	Hongkong and Shanghai Banking Corporation Ltd., The	Tencent R Bull CBBC Apr 2018 G	0.2500	238.88 per 100 units	240.88 per 100 units	2018/04/16	60,000,000	2017/05/05
68500	Hongkong and Shanghai Banking Corporation Ltd., The	Tencent R Bull CBBC Apr 2018 H	0.2500	240.88 per 100 units	242.88 per 100 units	2018/04/09	60,000,000	2017/05/05
68513	Hongkong and Shanghai Banking Corporation Ltd., The	Tencent R Bear CBBC Jul 2018 B	0.4000	278.38 per 100 units	275.88 per 100 units	2018/07/16	50,000,000	2017/05/05
68501	Hongkong and Shanghai Banking Corporation Ltd., The	Tencent R Bear CBBC Aug 2018 A	0.4500	283.38 per 100 units	280.88 per 100 units	2018/08/13	50,000,000	2017/05/05
68516	Hongkong and Shanghai Banking Corporation Ltd., The	WH Group R Bull CBBC Jul 2018 A	0.2500	6.3300	6.5800	2018/07/16	40,000,000	2017/05/05
68712	J.P. Morgan Structured Products B.V.	AIA R Bull CBBC Jun 2018 A	0.2500	48.08 per 100 units	48.88 per 100 units	2018/06/15	100,000,000	2017/05/05
68706	J.P. Morgan Structured Products B.V.	China Life R Bull CBBC Jul 2018 A	0.2500	22.7800	23.2800	2018/07/20	40,000,000	2017/05/05
68719	J.P. Morgan Structured Products B.V.	A50 China R Bull CBBC Sep 2018 A	0.2500	9.5800	9.6800	2018/09/21	100,000,000	2017/05/05
68720	J.P. Morgan Structured Products B.V.	A50 China R Bull CBBC Oct 2018 A	0.2600	8.7800	8.8800	2018/10/19	100,000,000	2017/05/05
68702	J.P. Morgan Structured Products B.V.	A50 China R Bull CBBC Nov 2018 A	0.3400	7.9800	8.0800	2018/11/16	100,000,000	2017/05/05
68718	J.P. Morgan Structured Products B.V.	Geely Auto R Bear CBBC Feb 2018 A	0.2500	12.1800	11.8800	2018/02/15	60,000,000	2017/05/05
68716	J.P. Morgan Structured Products B.V.	HKEX R Bull CBBC May 2018 A	0.2500	188.88 per 100 units	190.88 per 100 units	2018/05/18	40,000,000	2017/05/05
68700	J.P. Morgan Structured Products B.V.	HSI R Bull CBBC Mar 2018 P	0.2500	24,100 per 10,000 units	24,300 per 10,000 units	2018/03/28	200,000,000	2017/05/05
68699	J.P. Morgan Structured Products B.V.	HSI R Bull CBBC Apr 2018 J	0.2500	24,498 per 10,000 units	24,598 per 10,000 units	2018/04/27	200,000,000	2017/05/05
68695	J.P. Morgan Structured Products B.V.	HSI R Bear CBBC Aug 2017 J	0.2500	24,700 per 10,000 units	24,500 per 10,000 units	2017/08/30	200,000,000	2017/05/05
68696	J.P. Morgan Structured Products B.V.	HSI R Bear CBBC Jan 2018 A	0.2500	26,700 per 10,000 units	26,500 per 10,000 units	2018/01/30	200,000,000	2017/05/05
68705	J.P. Morgan Structured Products B.V.	Ping An R Bull CBBC May 2018 A	0.2500	42.28 per 100 units	42.88 per 100 units	2018/05/18	150,000,000	2017/05/05
68704	J.P. Morgan Structured Products B.V.	Tencent R Bull CBBC Jul 2018 A	0.2500	237.38 per 100 units	239.88 per 100 units	2018/07/20	40,000,000	2017/05/05
68685	SGA Societe Generale Acceptance N.V./SG Issuer	HSI R Bull CBBC Sep 2018 K	0.2500	24,108 per 10,000 units	24,308 per 10,000 units	2018/09/27	200,000,000	2017/05/05

Newly listed callable bull/bear contracts (continued)

Code	Issuer	Name of issue	Issue prices (HK\$)	Strike price (HKD)/Strike level per 10 units	Call price (HKD)/Call level per 10 units	Expiry date	No. of issue (units)	Listing date
68689	SGA Societe Generale Acceptance N.V./SG Issuer	HSI R Bull CBBC Sep 2018 L	0.2500	24,458 per 12,000 units	24,558 per 12,000 units	2018/09/27	200,000,000	2017/05/05
68691	SGA Societe Generale Acceptance N.V./SG Issuer	HSI R Bull CBBC Oct 2018 X	0.2500	24,058 per 12,000 units	24,158 per 12,000 units	2018/10/30	200,000,000	2017/05/05
68693	SGA Societe Generale Acceptance N.V./SG Issuer	HSI R Bull CBBC Oct 2018 Y	0.2500	24,308 per 10,000 units	24,508 per 10,000 units	2018/10/30	200,000,000	2017/05/05
68675	SGA Societe Generale Acceptance N.V./SG Issuer	HSI R Bear CBBC Aug 2017 Q	0.2500	24,788 per 10,000 units	24,588 per 10,000 units	2017/08/30	200,000,000	2017/05/05
68684	SGA Societe Generale Acceptance N.V./SG Issuer	HSI R Bear CBBC Sep 2017 H	0.2500	24,738 per 12,000 units	24,638 per 12,000 units	2017/09/28	200,000,000	2017/05/05
68570	UBS AG	A50 China R Bull CBBC Jan 2018 B	0.2500	9.4800	9.5800	2018/01/15	40,000,000	2017/05/05
68602	UBS AG	A50 China R Bull CBBC Feb 2018 A	0.2500	10.9000	11.0000	2018/02/05	40,000,000	2017/05/05
68575	UBS AG	A50 China R Bear CBBC Nov 2017 A	0.2500	12.4800	12.3800	2017/11/27	40,000,000	2017/05/05
68612	UBS AG	HSI R Bull CBBC Feb 2018 H	0.2500	24,200 per 10,000 units	24,400 per 10,000 units	2018/02/27	200,000,000	2017/05/05
68617	UBS AG	HSI R Bull CBBC Aug 2018 K	0.2500	24,050 per 12,000 units	24,250 per 12,000 units	2018/08/30	250,000,000	2017/05/05
68622	UBS AG	HSI R Bull CBBC Aug 2018 L	0.2500	24,498 per 10,000 units	24,598 per 10,000 units	2018/08/30	200,000,000	2017/05/05
68568	UBS AG	HSI R Bear CBBC Aug 2017 F	0.2500	24,556 per 10,000 units	24,456 per 10,000 units	2017/08/30	200,000,000	2017/05/05
68569	UBS AG	HSI R Bear CBBC Aug 2017 G	0.2500	24,800 per 12,000 units	24,600 per 12,000 units	2017/08/30	250,000,000	2017/05/05
68605	UBS AG	HSI R Bear CBBC Aug 2017 H	0.2500	26,700 per 12,000 units	26,500 per 12,000 units	2017/08/30	250,000,000	2017/05/05
68580	UBS AG	SMIC R Bull CBBC Dec 2017 A	0.2500	8.0000	8.5000	2017/12/18	40,000,000	2017/05/05
68594	UBS AG	Tencent R Bull CBBC Nov 2017 H	0.2500	233.50 per 100 units	236 per 100 units	2017/11/06	50,000,000	2017/05/05
68739	BNP Paribas Issuance B.V.	HSI R Bull CBBC Aug 2018 H	0.2500	24,300 per 10,000 units	24,500 per 10,000 units	2018/08/30	250,000,000	2017/05/08
68743	BNP Paribas Issuance B.V.	HSI R Bear CBBC Feb 2018 C	0.2500	24,900 per 10,000 units	24,700 per 10,000 units	2018/02/27	250,000,000	2017/05/08
68809	Credit Suisse AG	AIA R Bull CBBC Dec 2017 B	0.2500	51.08 per 100 units	51.68 per 100 units	2017/12/15	50,000,000	2017/05/08
68810	Credit Suisse AG	AIA R Bear CBBC Dec 2017 B	0.2500	60.98 per 100 units	60.38 per 100 units	2017/12/28	50,000,000	2017/05/08
68801	Credit Suisse AG	Geely Auto R Bull CBBC Dec 2017 H	0.2500	9.5800	9.7800	2017/12/21	50,000,000	2017/05/08
68808	Credit Suisse AG	HKEX R Bull CBBC Dec 2017 F	0.2500	189.08 per 100 units	191.08 per 100 units	2017/12/28	50,000,000	2017/05/08
68798	Credit Suisse AG	HSBC R Bull CBBC Dec 2017 H	0.2500	61.48 per 100 units	62.98 per 100 units	2017/12/21	50,000,000	2017/05/08
68795	Credit Suisse AG	HSI R Bull CBBC Feb 2018 K	0.2500	24,350 per 12,000 units	24,550 per 12,000 units	2018/02/27	200,000,000	2017/05/08
68840	Credit Suisse AG	HSI R Bull CBBC Feb 2018 L	0.2500	24,050 per 12,000 units	24,250 per 12,000 units	2018/02/27	200,000,000	2017/05/08
68837	Credit Suisse AG	HSI R Bull CBBC Aug 2018 U	0.2500	24,498 per 10,000 units	24,698 per 10,000 units	2018/08/30	200,000,000	2017/05/08
68823	Credit Suisse AG	HSI R Bear CBBC Aug 2017 T	0.2500	24,776 per 12,000 units	24,576 per 12,000 units	2017/08/30	200,000,000	2017/05/08
68825	Credit Suisse AG	HSI R Bear CBBC Aug 2017 U	0.2500	24,900 per 10,000 units	24,700 per 10,000 units	2017/08/30	200,000,000	2017/05/08
68829	Credit Suisse AG	HSI R Bear CBBC Sep 2017 G	0.2500	26,300 per 10,000 units	26,100 per 10,000 units	2017/09/28	200,000,000	2017/05/08
68834	Credit Suisse AG	HSI R Bear CBBC Sep 2017 H	0.2500	26,400 per 10,000 units	26,200 per 10,000 units	2017/09/28	200,000,000	2017/05/08
68836	Credit Suisse AG	HSI R Bear CBBC Sep 2017 I	0.2500	26,600 per 10,000 units	26,400 per 10,000 units	2017/09/28	200,000,000	2017/05/08
68841	Credit Suisse AG	Tencent R Bull CBBC Mar 2018 A	0.3800	242.28 per 100 units	244.28 per 100 units	2018/03/02	50,000,000	2017/05/08
68812	Credit Suisse AG	Tencent R Bear CBBC Dec 2017 B	0.2500	263.88 per 100 units	261.88 per 100 units	2017/12/15	50,000,000	2017/05/08
68813	Credit Suisse AG	Tencent R Bear CBBC Dec 2017 C	0.3800	275.98 per 100 units	273.98 per 100 units	2017/12/21	50,000,000	2017/05/08
68782	Goldman Sachs Structured Products (Asia) Ltd.	HSI R Bull CBBC Aug 2018 T	0.2500	24,598 per 10,000 units	24,698 per 10,000 units	2018/08/30	200,000,000	2017/05/08
68786	Goldman Sachs Structured Products (Asia) Ltd.	HSI R Bull CBBC Aug 2018 U	0.2500	24,250 per 12,000 units	24,400 per 12,000 units	2018/08/30	200,000,000	2017/05/08
68772	Goldman Sachs Structured Products (Asia) Ltd.	HSI R Bear CBBC Aug 2017 J	0.2500	24,750 per 10,000 units	24,650 per 10,000 units	2017/08/30	200,000,000	2017/05/08
68726	Hongkong and Shanghai Banking Corporation Ltd., The	HSI R Bull CBBC Feb 2018 D	0.2500	23,148 per 20,000 units	23,348 per 20,000 units	2018/02/27	150,000,000	2017/05/08
68730	Hongkong and Shanghai Banking Corporation Ltd., The	HSI R Bear CBBC Nov 2017 K	0.2500	24,738 per 15,000 units	24,588 per 15,000 units	2017/11/29	100,000,000	2017/05/08
68728	Hongkong and Shanghai Banking Corporation Ltd., The	HSI R Bear CBBC Feb 2018 D	0.2500	25,338 per 15,000 units	25,188 per 15,000 units	2018/02/27	100,000,000	2017/05/08
68729	Hongkong and Shanghai Banking Corporation Ltd., The	HSI R Bear CBBC Mar 2018 C	0.2500	25,438 per 15,000 units	25,288 per 15,000 units	2018/03/28	100,000,000	2017/05/08
68733	Hongkong and Shanghai Banking Corporation Ltd., The	Tencent R Bull CBBC Apr 2018 I	0.2500	225.88 per 100 units	227.88 per 100 units	2018/04/24	60,000,000	2017/05/08
68737	Hongkong and Shanghai Banking Corporation Ltd., The	Tencent R Bull CBBC Apr 2018 J	0.2500	227.88 per 100 units	229.88 per 100 units	2018/04/20	60,000,000	2017/05/08

Newly listed callable bull/bear contracts (continued)

Code	Issuer	Name of issue	Issue prices (HK\$)	Strike price (HKD)/Strike level per 10 units	Call price (HKD)/Call level per 10 units	Expiry date	No. of issue (units)	Listing date
68787	Hongkong and Shanghai Banking Corporation Ltd., The	Tencent R Bull CBBC Apr 2018 K	0.2500	241.88 per 100 units	243.88 per 100 units	2018/04/18	60,000,000	2017/05/08
68789	Hongkong and Shanghai Banking Corporation Ltd., The	Tencent R Bear CBBC Sep 2018 A	0.5400	293.38 per 100 units	290.88 per 100 units	2018/09/21	40,000,000	2017/05/08
68852	J.P. Morgan Structured Products B.V.	AIA R Bull CBBC Jul 2018 A	0.2500	52.08 per 100 units	52.88 per 100 units	2018/07/20	150,000,000	2017/05/08
68863	J.P. Morgan Structured Products B.V.	HKEX R Bull CBBC Jun 2018 A	0.2500	190.88 per 100 units	192.88 per 100 units	2018/06/15	40,000,000	2017/05/08
68845	J.P. Morgan Structured Products B.V.	HSI R Bull CBBC Mar 2018 Q	0.2500	24,300 per 10,000 units	24,500 per 10,000 units	2018/03/28	200,000,000	2017/05/08
68866	J.P. Morgan Structured Products B.V.	HSI R Bull CBBC Jul 2018 A	0.2500	24,498 per 10,000 units	24,698 per 10,000 units	2018/07/30	200,000,000	2017/05/08
68848	J.P. Morgan Structured Products B.V.	HSI R Bull CBBC Aug 2018 H	0.2500	24,058 per 10,000 units	24,158 per 10,000 units	2018/08/30	200,000,000	2017/05/08
68843	J.P. Morgan Structured Products B.V.	HSI R Bear CBBC Aug 2017 K	0.2500	24,800 per 10,000 units	24,600 per 10,000 units	2017/08/30	200,000,000	2017/05/08
68868	J.P. Morgan Structured Products B.V.	HSI R Bear CBBC Aug 2017 L	0.2500	24,900 per 10,000 units	24,700 per 10,000 units	2017/08/30	200,000,000	2017/05/08
68844	J.P. Morgan Structured Products B.V.	HSI R Bear CBBC Jan 2018 B	0.2500	26,600 per 10,000 units	26,400 per 10,000 units	2018/01/30	200,000,000	2017/05/08
68858	J.P. Morgan Structured Products B.V.	Ping An R Bull CBBC Jun 2018 B	0.2500	43.28 per 100 units	43.88 per 100 units	2018/06/15	150,000,000	2017/05/08
68855	J.P. Morgan Structured Products B.V.	Tencent R Bull CBBC Jul 2018 B	0.2500	241.38 per 100 units	243.88 per 100 units	2018/07/20	40,000,000	2017/05/08
68857	J.P. Morgan Structured Products B.V.	Tencent R Bear CBBC Jun 2018 B	0.3500	276.88 per 100 units	274.08 per 100 units	2018/06/15	40,000,000	2017/05/08
68769	SGA Societe Generale Acceptance N.V./SG Issuer	AIA R Bull CBBC Jan 2018 C	0.2500	48.45 per 100 units	49.05 per 100 units	2018/01/30	100,000,000	2017/05/08
68770	SGA Societe Generale Acceptance N.V./SG Issuer	AIA R Bull CBBC Feb 2018 A	0.2500	50.45 per 100 units	51.05 per 100 units	2018/02/27	100,000,000	2017/05/08
68760	SGA Societe Generale Acceptance N.V./SG Issuer	AIA R Bear CBBC Oct 2017 B	0.2500	63.45 per 100 units	62.85 per 100 units	2017/10/30	100,000,000	2017/05/08
68880	SGA Societe Generale Acceptance N.V./SG Issuer	HSI R Bull CBBC Sep 2018 M	0.2500	24,358 per 12,000 units	24,458 per 12,000 units	2018/09/27	200,000,000	2017/05/08
68882	SGA Societe Generale Acceptance N.V./SG Issuer	HSI R Bull CBBC Sep 2018 O	0.2500	24,558 per 12,000 units	24,658 per 12,000 units	2018/09/27	200,000,000	2017/05/08
68893	SGA Societe Generale Acceptance N.V./SG Issuer	HSI R Bull CBBC Oct 2018 H	0.2500	24,508 per 10,000 units	24,608 per 10,000 units	2018/10/30	200,000,000	2017/05/08
68888	SGA Societe Generale Acceptance N.V./SG Issuer	HSI R Bull CBBC Oct 2018 Z	0.2500	24,158 per 12,000 units	24,258 per 12,000 units	2018/10/30	200,000,000	2017/05/08
68870	SGA Societe Generale Acceptance N.V./SG Issuer	HSI R Bear CBBC Aug 2017 B	0.2500	25,988 per 10,000 units	25,888 per 10,000 units	2017/08/30	200,000,000	2017/05/08
68869	SGA Societe Generale Acceptance N.V./SG Issuer	HSI R Bear CBBC Aug 2017 Z	0.2500	24,938 per 12,000 units	24,738 per 12,000 units	2017/08/30	200,000,000	2017/05/08
68872	SGA Societe Generale Acceptance N.V./SG Issuer	HSI R Bear CBBC Sep 2017 I	0.2500	24,938 per 10,000 units	24,838 per 10,000 units	2017/09/28	200,000,000	2017/05/08
68874	SGA Societe Generale Acceptance N.V./SG Issuer	HSI R Bear CBBC Sep 2017 J	0.2500	26,538 per 12,000 units	26,438 per 12,000 units	2017/09/28	200,000,000	2017/05/08
68875	SGA Societe Generale Acceptance N.V./SG Issuer	HSI R Bear CBBC Oct 2017 D	0.2500	27,438 per 12,000 units	27,338 per 12,000 units	2017/10/30	200,000,000	2017/05/08
68747	SGA Societe Generale Acceptance N.V./SG Issuer	Tencent R Bull CBBC Feb 2018 D	0.2500	238.70 per 100 units	240.20 per 100 units	2018/02/27	100,000,000	2017/05/08
68744	SGA Societe Generale Acceptance N.V./SG Issuer	Tencent R Bear CBBC Oct 2017 D	0.2700	267.80 per 100 units	265.80 per 100 units	2017/10/30	100,000,000	2017/05/08
68746	SGA Societe Generale Acceptance N.V./SG Issuer	Tencent R Bear CBBC Nov 2017 C	0.2500	262.80 per 100 units	260.80 per 100 units	2017/11/29	100,000,000	2017/05/08
68903	UBS AG	HKEX R Bear CBBC Sep 2017 A	0.2500	208 per 100 units	206 per 100 units	2017/09/18	40,000,000	2017/05/08
68897	UBS AG	HSBC R Bear CBBC Nov 2017 A	0.2500	70.38 per 100 units	68.88 per 100 units	2017/11/20	40,000,000	2017/05/08
68908	UBS AG	HSI R Bull CBBC Feb 2018 I	0.2500	24,300 per 12,000 units	24,500 per 12,000 units	2018/02/27	250,000,000	2017/05/08
68895	UBS AG	HSI R Bull CBBC Jul 2018 C	0.2500	24,150 per 12,000 units	24,350 per 12,000 units	2018/07/30	250,000,000	2017/05/08
68896	UBS AG	HSI R Bull CBBC Aug 2018 M	0.2500	24,000 per 10,000 units	24,200 per 10,000 units	2018/08/30	200,000,000	2017/05/08
68905	UBS AG	HSI R Bull CBBC Aug 2018 N	0.2500	24,498 per 12,000 units	24,698 per 12,000 units	2018/08/30	250,000,000	2017/05/08
68904	UBS AG	HSI R Bear CBBC Aug 2017 I	0.2500	24,750 per 10,000 units	24,650 per 10,000 units	2017/08/30	200,000,000	2017/05/08
68910	UBS AG	Tencent R Bear CBBC Dec 2017 B	0.2850	272.80 per 100 units	270 per 100 units	2017/12/18	50,000,000	2017/05/08
69008	Credit Suisse AG	A50 China R Bull CBBC Jan 2018 A	0.2500	10.8000	10.9000	2018/01/19	50,000,000	2017/05/09
69013	Credit Suisse AG	A50 China R Bull CBBC Jan 2018 B	0.2500	10.3000	10.4000	2018/01/26	50,000,000	2017/05/09
68993	Credit Suisse AG	HSI R Bull CBBC Feb 2018 M	0.2500	24,450 per 12,000 units	24,650 per 12,000 units	2018/02/27	200,000,000	2017/05/09
68994	Credit Suisse AG	HSI R Bull CBBC Aug 2018 V	0.2500	24,300 per 10,000 units	24,500 per 10,000 units	2018/08/30	200,000,000	2017/05/09
68996	Credit Suisse AG	HSI R Bear CBBC Aug 2017 V	0.2500	24,850 per 12,000 units	24,650 per 12,000 units	2017/08/30	200,000,000	2017/05/09
69020	Credit Suisse AG	SMIC R Bull CBBC Dec 2017 C	0.2500	9.3000	9.8000	2017/12/15	50,000,000	2017/05/09
69022	Credit Suisse AG	SMIC R Bull CBBC Dec 2017 D	0.2500	8.6800	9.1800	2017/12/28	50,000,000	2017/05/09

Newly listed callable bull/bear contracts (continued)

Code	Issuer	Name of issue	Issue prices (HK\$)	Strike price (HKD)/Strike level per 10 units	Call price (HKD)/Call level per 10 units	Expiry date	No. of issue (units)	Listing date
68988	The Bank of East Asia, Ltd.	SMIC R Bull CBBC Dec 2018 A	0.4000	7.3800	7.8800	2018/12/19	25,000,000	2017/05/09
68990	The Bank of East Asia, Ltd.	SMIC R Bull CBBC Dec 2018 B	0.4000	8.8800	9.3800	2018/12/19	25,000,000	2017/05/09
69044	Goldman Sachs Structured Products (Asia) Ltd.	HSI R Bull CBBC Aug 2018 V	0.2500	24,350 per 12,000 units	24,500 per 12,000 units	2018/08/30	200,000,000	2017/05/09
69038	Goldman Sachs Structured Products (Asia) Ltd.	HSI R Bear CBBC Aug 2017 K	0.2500	24,850 per 12,000 units	24,700 per 12,000 units	2017/08/30	200,000,000	2017/05/09
68942	Hongkong and Shanghai Banking Corporation Ltd., The	A50 R Bull CBBC Aug 2018 A	0.2500	10.5800	10.6800	2018/08/31	50,000,000	2017/05/09
68949	Hongkong and Shanghai Banking Corporation Ltd., The	A50 R Bull CBBC Aug 2018 B	0.2500	10.9800	11.0800	2018/08/17	50,000,000	2017/05/09
68941	Hongkong and Shanghai Banking Corporation Ltd., The	A50 R Bull CBBC Jan 2020 A	0.3500	7.9000	8.0000	2020/01/13	100,000,000	2017/05/09
68976	Hongkong and Shanghai Banking Corporation Ltd., The	HSCEI R Bull CBBC Jan 2018 A	0.2500	9,938 per 10,000 units	10,038 per 10,000 units	2018/01/30	60,000,000	2017/05/09
68985	Hongkong and Shanghai Banking Corporation Ltd., The	HSI R Bear CBBC Jan 2018 F	0.2500	24,838 per 15,000 units	24,688 per 15,000 units	2018/01/30	100,000,000	2017/05/09
68981	Hongkong and Shanghai Banking Corporation Ltd., The	Ping An R Bull CBBC May 2018 A	0.2500	42.28 per 100 units	42.88 per 100 units	2018/05/31	60,000,000	2017/05/09
68984	Hongkong and Shanghai Banking Corporation Ltd., The	Ping An R Bear CBBC May 2018 A	0.2500	46.48 per 100 units	45.88 per 100 units	2018/05/31	40,000,000	2017/05/09
68978	Hongkong and Shanghai Banking Corporation Ltd., The	SMIC R Bull CBBC Aug 2018 A	0.2500	8.8800	9.3800	2018/08/31	40,000,000	2017/05/09
68951	Hongkong and Shanghai Banking Corporation Ltd., The	Tencent R Bear CBBC Sep 2018 B	0.5000	288.38 per 100 units	285.88 per 100 units	2018/09/14	50,000,000	2017/05/09
69058	J.P. Morgan Structured Products B.V.	AIA R Bull CBBC Jun 2018 B	0.2500	50.08 per 100 units	50.88 per 100 units	2018/06/15	100,000,000	2017/05/09
69053	J.P. Morgan Structured Products B.V.	A50 China R Bull CBBC Nov 2018 B	0.2500	9.9800	10.0800	2018/11/16	60,000,000	2017/05/09
69047	J.P. Morgan Structured Products B.V.	HSI R Bull CBBC Mar 2018 R	0.2500	24,548 per 10,000 units	24,648 per 10,000 units	2018/03/28	200,000,000	2017/05/09
69050	J.P. Morgan Structured Products B.V.	HSI R Bull CBBC Aug 2018 I	0.2500	24,200 per 10,000 units	24,400 per 10,000 units	2018/08/30	200,000,000	2017/05/09
69060	J.P. Morgan Structured Products B.V.	HSI R Bear CBBC Aug 2017 M	0.2500	24,748 per 10,000 units	24,648 per 10,000 units	2017/08/30	200,000,000	2017/05/09
68927	SGA Societe Generale Acceptance N.V./SG Issuer	A50 R Bull CBBC Feb 2018 B	0.2500	10.8800	10.9800	2018/02/27	40,000,000	2017/05/09
68932	SGA Societe Generale Acceptance N.V./SG Issuer	A50 R Bull CBBC Jun 2018 A	0.2500	10.5800	10.6800	2018/06/28	40,000,000	2017/05/09
68938	SGA Societe Generale Acceptance N.V./SG Issuer	A50 R Bull CBBC Nov 2018 A	0.2500	9.8800	9.9800	2018/11/29	40,000,000	2017/05/09
68940	SGA Societe Generale Acceptance N.V./SG Issuer	A50 R Bull CBBC Jan 2019 A	0.2500	9.2800	9.3800	2019/01/30	40,000,000	2017/05/09
68911	SGA Societe Generale Acceptance N.V./SG Issuer	A50 R Bear CBBC Oct 2017 B	0.2500	11.9800	11.8800	2017/10/30	40,000,000	2017/05/09
68917	SGA Societe Generale Acceptance N.V./SG Issuer	A50 R Bear CBBC Oct 2017 C	0.2500	13.3800	13.2800	2017/10/30	40,000,000	2017/05/09
68930	SGA Societe Generale Acceptance N.V./SG Issuer	A50 R Bear CBBC Feb 2018 A	0.2500	12.6800	12.5800	2018/02/27	40,000,000	2017/05/09
69073	SGA Societe Generale Acceptance N.V./SG Issuer	HSI R Bull CBBC Nov 2018 A	0.2500	24,100 per 20,000 units	24,200 per 20,000 units	2018/11/29	200,000,000	2017/05/09
69078	SGA Societe Generale Acceptance N.V./SG Issuer	HSI R Bull CBBC Dec 2018 A	0.2500	23,700 per 20,000 units	23,800 per 20,000 units	2018/12/28	200,000,000	2017/05/09
69069	SGA Societe Generale Acceptance N.V./SG Issuer	HSI R Bear CBBC Sep 2017 K	0.2500	24,788 per 10,000 units	24,688 per 10,000 units	2017/09/28	200,000,000	2017/05/09
69071	SGA Societe Generale Acceptance N.V./SG Issuer	HSI R Bear CBBC Dec 2017 A	0.2500	26,500 per 20,000 units	26,400 per 20,000 units	2017/12/28	200,000,000	2017/05/09
69028	UBS AG	HSBC R Bull CBBC Dec 2017 E	0.2500	61.50 per 100 units	63 per 100 units	2017/12/04	40,000,000	2017/05/09
69023	UBS AG	HSI R Bull CBBC Jul 2018 D	0.2500	24,450 per 10,000 units	24,650 per 10,000 units	2018/07/30	200,000,000	2017/05/09
69036	UBS AG	HSI R Bear CBBC Aug 2017 J	0.2500	24,789 per 10,000 units	24,589 per 10,000 units	2017/08/30	200,000,000	2017/05/09
69037	UBS AG	HSI R Bear CBBC Aug 2017 K	0.2500	24,900 per 12,000 units	24,700 per 12,000 units	2017/08/30	250,000,000	2017/05/09
69029	UBS AG	Sands China R Bear CBBC Nov 2017 A	0.2500	41.68 per 100 units	40.88 per 100 units	2017/11/06	40,000,000	2017/05/09
69228	Credit Suisse AG	HSI R Bull CBBC Feb 2018 N	0.2500	24,468 per 15,000 units	24,688 per 15,000 units	2018/02/27	300,000,000	2017/05/10
69214	Credit Suisse AG	HSI R Bull CBBC Mar 2018 D	0.2500	24,150 per 12,000 units	24,350 per 12,000 units	2018/03/28	200,000,000	2017/05/10
69184	Credit Suisse AG	HSI R Bear CBBC Aug 2017 W	0.2500	24,950 per 12,000 units	24,750 per 12,000 units	2017/08/30	200,000,000	2017/05/10
69190	Credit Suisse AG	HSI R Bear CBBC Nov 2017 A	0.2500	24,836 per 15,000 units	24,616 per 15,000 units	2017/11/29	300,000,000	2017/05/10
69226	Credit Suisse AG	PICC P&C R Bull CBBC Jan 2018 A	0.2500	11.5800	12.0800	2018/01/19	40,000,000	2017/05/10
69233	Credit Suisse AG	Tencent R Bull CBBC Jan 2018 M	0.2500	245.28 per 100 units	247.28 per 100 units	2018/01/19	50,000,000	2017/05/10
69240	Credit Suisse AG	Tencent R Bear CBBC Jan 2018 A	0.3650	281.38 per 100 units	278.88 per 100 units	2018/01/18	50,000,000	2017/05/10
69236	Credit Suisse AG	Tencent R Bear CBBC Feb 2018 A	0.4100	285.88 per 100 units	283.38 per 100 units	2018/02/08	50,000,000	2017/05/10
69136	The Bank of East Asia, Ltd.	PICC P&C R Bull CBBC Apr 2018 A	0.2500	11.6800	12.0800	2018/04/12	40,000,000	2017/05/10

Newly listed callable bull/bear contracts (continued)

Code	Issuer	Name of issue	Issue prices (HK\$)	Strike price (HKD)/Strike level per 10 units	Call price (HKD)/Call level per 10 units	Expiry date	No. of issue (units)	Listing date
69132	The Bank of East Asia, Ltd.	Ping An R Bull CBBC Apr 2018 A	0.6500	41.6800	42.2800	2018/04/12	16,000,000	2017/05/10
69119	The Bank of East Asia, Ltd.	Tencent R Bull CBBC Apr 2018 F	0.2500	242.08 per 100 units	244.28 per 100 units	2018/04/12	40,000,000	2017/05/10
69122	The Bank of East Asia, Ltd.	Tencent R Bull CBBC Apr 2018 G	0.2500	245.08 per 100 units	247.28 per 100 units	2018/04/12	40,000,000	2017/05/10
69141	Goldman Sachs Structured Products (Asia) Ltd.	HSI R Bull CBBC Aug 2018 W	0.2500	24,550 per 10,000 units	24,650 per 10,000 units	2018/08/30	200,000,000	2017/05/10
69146	Goldman Sachs Structured Products (Asia) Ltd.	HSI R Bear CBBC Aug 2017 L	0.2500	24,850 per 10,000 units	24,750 per 10,000 units	2017/08/30	200,000,000	2017/05/10
69143	Goldman Sachs Structured Products (Asia) Ltd.	HSI R Bear CBBC Sep 2017 B	0.2500	26,350 per 12,000 units	26,200 per 12,000 units	2017/09/28	200,000,000	2017/05/10
69145	Goldman Sachs Structured Products (Asia) Ltd.	HSI R Bear CBBC Sep 2017 C	0.2500	26,500 per 10,000 units	26,400 per 10,000 units	2017/09/28	200,000,000	2017/05/10
69088	Hongkong and Shanghai Banking Corporation Ltd., The	ABC R Bull CBBC Apr 2018 A	0.2500	3.2000	3.2800	2018/04/30	50,000,000	2017/05/10
69107	Hongkong and Shanghai Banking Corporation Ltd., The	Geely Auto R Bear CBBC Apr 2018 C	0.2500	11.9800	11.6800	2018/04/30	40,000,000	2017/05/10
69087	Hongkong and Shanghai Banking Corporation Ltd., The	Great Wall Motor R Bull CBBC Jul 2018 A	0.2500	6.5800	7.0800	2018/07/30	40,000,000	2017/05/10
69118	Hongkong and Shanghai Banking Corporation Ltd., The	HSI R Bull CBBC Apr 2018 A	0.2500	24,448 per 15,000 units	24,598 per 15,000 units	2018/04/27	100,000,000	2017/05/10
69108	Hongkong and Shanghai Banking Corporation Ltd., The	HSI R Bull CBBC Aug 2018 A	0.2500	23,148 per 20,000 units	23,348 per 20,000 units	2018/08/30	150,000,000	2017/05/10
69079	Hongkong and Shanghai Banking Corporation Ltd., The	HSI R Bear CBBC Feb 2018 E	0.2500	25,538 per 15,000 units	25,388 per 15,000 units	2018/02/27	100,000,000	2017/05/10
69086	Hongkong and Shanghai Banking Corporation Ltd., The	HSI R Bear CBBC Mar 2018 D	0.2500	26,638 per 15,000 units	26,488 per 15,000 units	2018/03/28	100,000,000	2017/05/10
69100	Hongkong and Shanghai Banking Corporation Ltd., The	PICC P&C R Bull CBBC Jul 2018 A	0.2500	11.4300	11.9800	2018/07/30	40,000,000	2017/05/10
69101	Hongkong and Shanghai Banking Corporation Ltd., The	Tencent R Bull CBBC Apr 2018 L	0.2500	243.88 per 100 units	245.88 per 100 units	2018/04/30	60,000,000	2017/05/10
69265	J.P. Morgan Structured Products B.V.	Greatwall Motor R Bull CBBC Jul 2018 A	0.2500	7.3800	7.6800	2018/07/20	40,000,000	2017/05/10
69267	J.P. Morgan Structured Products B.V.	Greatwall Motor R Bull CBBC Aug 2018 A	0.2500	6.9800	7.2800	2018/08/17	40,000,000	2017/05/10
69180	J.P. Morgan Structured Products B.V.	HSI R Bull CBBC Mar 2018 S	0.2500	24,258 per 10,000 units	24,358 per 10,000 units	2018/03/28	200,000,000	2017/05/10
69178	J.P. Morgan Structured Products B.V.	HSI R Bull CBBC Aug 2018 J	0.2500	24,358 per 10,000 units	24,558 per 10,000 units	2018/08/30	200,000,000	2017/05/10
69147	J.P. Morgan Structured Products B.V.	HSI R Bear CBBC Aug 2017 N	0.2500	24,848 per 10,000 units	24,748 per 10,000 units	2017/08/30	200,000,000	2017/05/10
69183	J.P. Morgan Structured Products B.V.	HSI R Bear CBBC Aug 2017 O	0.2500	26,048 per 10,000 units	25,948 per 10,000 units	2017/08/30	200,000,000	2017/05/10
69254	J.P. Morgan Structured Products B.V.	Lenovo R Bull CBBC Sep 2018 A	0.2500	4.6300	4.7800	2018/09/21	50,000,000	2017/05/10
69264	J.P. Morgan Structured Products B.V.	Tencent R Bull CBBC Aug 2018 A	0.2500	245.38 per 100 units	247.88 per 100 units	2018/08/17	40,000,000	2017/05/10
69255	J.P. Morgan Structured Products B.V.	Tencent R Bear CBBC Jul 2018 B	0.3500	280.88 per 100 units	278.08 per 100 units	2018/07/20	40,000,000	2017/05/10
69241	SGA Societe Generale Acceptance N.V./SG Issuer	HSI R Bull CBBC Aug 2017 K	0.2500	24,888 per 12,000 units	24,788 per 12,000 units	2017/08/30	200,000,000	2017/05/10
69249	SGA Societe Generale Acceptance N.V./SG Issuer	Tencent R Bull CBBC Feb 2018 E	0.2500	241.70 per 100 units	243.20 per 100 units	2018/02/27	100,000,000	2017/05/10
69248	SGA Societe Generale Acceptance N.V./SG Issuer	Tencent R Bear CBBC Oct 2017 E	0.2550	272.80 per 100 units	270.80 per 100 units	2017/10/30	100,000,000	2017/05/10
69166	UBS AG	HSI R Bull CBBC Jul 2018 E	0.2500	24,350 per 10,000 units	24,550 per 10,000 units	2018/07/30	200,000,000	2017/05/10
69154	UBS AG	HSI R Bear CBBC Aug 2017 L	0.2500	24,816 per 12,000 units	24,616 per 12,000 units	2017/08/30	250,000,000	2017/05/10
69163	UBS AG	HSI R Bear CBBC Aug 2017 M	0.2500	24,950 per 10,000 units	24,750 per 10,000 units	2017/08/30	200,000,000	2017/05/10
69345	BNP Paribas Issuance B.V.	HSI R Bull CBBC Aug 2018 I	0.2500	24,400 per 10,000 units	24,600 per 10,000 units	2018/08/30	250,000,000	2017/05/11
69278	Credit Suisse AG	AIA R Bull CBBC Dec 2017 C	0.2500	53.38 per 100 units	53.98 per 100 units	2017/12/14	50,000,000	2017/05/11
69283	Credit Suisse AG	HSBC R Bull CBBC Jan 2018 B	0.2500	60.48 per 100 units	61.98 per 100 units	2018/01/05	50,000,000	2017/05/11
69291	Credit Suisse AG	HSBC R Bull CBBC Jan 2018 C	0.2500	63.68 per 100 units	65.18 per 100 units	2018/01/11	50,000,000	2017/05/11
69276	Credit Suisse AG	HSI R Bull CBBC Feb 2018 P	0.2500	24,278 per 10,000 units	24,378 per 10,000 units	2018/02/27	150,000,000	2017/05/11
69277	Credit Suisse AG	HSI R Bear CBBC Aug 2017 X	0.2500	24,767 per 10,000 units	24,567 per 10,000 units	2017/08/30	200,000,000	2017/05/11
69292	Credit Suisse AG	Lenovo R Bull CBBC Jan 2018 A	0.2500	4.5500	4.7000	2018/01/25	50,000,000	2017/05/11
69317	Goldman Sachs Structured Products (Asia) Ltd.	HSI R Bear CBBC Sep 2017 D	0.2500	26,200 per 12,000 units	26,100 per 12,000 units	2017/09/28	200,000,000	2017/05/11
69318	Goldman Sachs Structured Products (Asia) Ltd.	HSI R Bear CBBC Sep 2017 E	0.2500	26,400 per 10,000 units	26,300 per 10,000 units	2017/09/28	200,000,000	2017/05/11
69274	Hongkong and Shanghai Banking Corporation Ltd., The	ABC R Bear CBBC Apr 2018 B	0.2500	3.9600	3.8800	2018/04/23	40,000,000	2017/05/11
69273	Hongkong and Shanghai Banking Corporation Ltd., The	Geely Auto R Bear CBBC Apr 2018 D	0.2500	11.3800	11.0800	2018/04/23	40,000,000	2017/05/11
69271	Hongkong and Shanghai Banking Corporation Ltd., The	Great Wall Motor R Bull CBBC Apr 2018 A	0.2500	7.4800	7.7800	2018/04/09	40,000,000	2017/05/11

Newly listed callable bull/bear contracts (continued)

Code	Issuer	Name of issue	Issue prices (HK\$)	Strike price (HKD)/Strike level per 10 units	Call price (HKD)/Call level per 10 units	Expiry date	No. of issue (units)	Listing date
69268	Hongkong and Shanghai Banking Corporation Ltd., The	Lenovo R Bull CBBC Apr 2018 A	0.2500	4.6500	4.8000	2018/04/09	40,000,000	2017/05/11
69270	Hongkong and Shanghai Banking Corporation Ltd., The	Tencent R Bear CBBC Apr 2018 B	0.2500	248.88 per 100 units	246.88 per 100 units	2018/04/09	50,000,000	2017/05/11
69325	J.P. Morgan Structured Products B.V.	HSBC R Bull CBBC Jun 2018 A	0.2500	63.38 per 100 units	64.88 per 100 units	2018/06/15	100,000,000	2017/05/11
69323	J.P. Morgan Structured Products B.V.	Tencent R Bear CBBC Jul 2018 C	0.2500	248.88 per 100 units	246.08 per 100 units	2018/07/20	40,000,000	2017/05/11
69334	SGA Societe Generale Acceptance N.V./SG Issuer	Geely Auto R Bear CBBC Nov 2017 B	0.2500	11.4800	11.2800	2017/11/29	40,000,000	2017/05/11
69338	SGA Societe Generale Acceptance N.V./SG Issuer	HSBC R Bull CBBC Jan 2018 A	0.2500	62.05 per 100 units	63.05 per 100 units	2018/01/30	100,000,000	2017/05/11
69344	SGA Societe Generale Acceptance N.V./SG Issuer	HSI R Bull CBBC Nov 2018 B	0.2500	24,358 per 10,000 units	24,558 per 10,000 units	2018/11/29	200,000,000	2017/05/11
69295	UBS AG	HSI R Bull CBBC Jul 2018 F	0.2500	24,350 per 10,000 units	24,450 per 10,000 units	2018/07/30	200,000,000	2017/05/11
69313	UBS AG	HSI R Bear CBBC Aug 2017 N	0.2500	24,766 per 12,000 units	24,566 per 12,000 units	2017/08/30	250,000,000	2017/05/11
69309	UBS AG	Petrochina R Bull CBBC Dec 2017 C	0.2500	4.7800	4.9800	2017/12/04	40,000,000	2017/05/11
69368	BNP Paribas Issuance B.V.	HSCEI R Bull CBBC Aug 2018 F	0.2500	9,900 per 10,000 units	10,000 per 10,000 units	2018/08/30	100,000,000	2017/05/12
69401	BNP Paribas Issuance B.V.	HSI R Bull CBBC Aug 2018 J	0.2500	24,200 per 10,000 units	24,400 per 10,000 units	2018/08/30	250,000,000	2017/05/12
69373	BNP Paribas Issuance B.V.	HSI R Bear CBBC Feb 2018 J	0.2500	24,600 per 10,000 units	24,400 per 10,000 units	2018/02/27	250,000,000	2017/05/12
69375	BNP Paribas Issuance B.V.	HSI R Bear CBBC Feb 2018 P	0.2500	24,700 per 10,000 units	24,500 per 10,000 units	2018/02/27	250,000,000	2017/05/12
69376	BNP Paribas Issuance B.V.	HSI R Bear CBBC Feb 2018 Q	0.2500	24,800 per 10,000 units	24,600 per 10,000 units	2018/02/27	250,000,000	2017/05/12
69393	Credit Suisse AG	Geely Auto R Bear CBBC Dec 2017 G	0.2500	11.6800	11.3800	2017/12/28	50,000,000	2017/05/12
69381	Credit Suisse AG	HSI R Bull CBBC Feb 2018 Q	0.2500	24,250 per 12,000 units	24,450 per 12,000 units	2018/02/27	200,000,000	2017/05/12
69382	Credit Suisse AG	HSI R Bull CBBC Aug 2018 W	0.2500	24,400 per 10,000 units	24,600 per 10,000 units	2018/08/30	200,000,000	2017/05/12
69390	Credit Suisse AG	HSI R Bear CBBC Aug 2017 A	0.2500	24,597 per 12,000 units	24,397 per 12,000 units	2017/08/30	200,000,000	2017/05/12
69392	Credit Suisse AG	HSI R Bear CBBC Aug 2017 O	0.2500	24,628 per 10,000 units	24,528 per 10,000 units	2017/08/30	150,000,000	2017/05/12
69369	Goldman Sachs Structured Products (Asia) Ltd.	HSI R Bull CBBC Aug 2018 X	0.2500	24,500 per 10,000 units	24,600 per 10,000 units	2018/08/30	200,000,000	2017/05/12
69371	Goldman Sachs Structured Products (Asia) Ltd.	HSI R Bull CBBC Aug 2018 Y	0.2500	24,350 per 10,000 units	24,450 per 10,000 units	2018/08/30	200,000,000	2017/05/12
69394	Goldman Sachs Structured Products (Asia) Ltd.	HSI R Bear CBBC Aug 2017 M	0.2500	24,577 per 10,000 units	24,477 per 10,000 units	2017/08/30	200,000,000	2017/05/12
69396	Goldman Sachs Structured Products (Asia) Ltd.	HSI R Bear CBBC Aug 2017 N	0.2500	24,750 per 12,000 units	24,600 per 12,000 units	2017/08/30	200,000,000	2017/05/12
69363	Hongkong and Shanghai Banking Corporation Ltd., The	HSCEI R Bear CBBC Feb 2018 A	0.2500	10,288 per 10,000 units	10,188 per 10,000 units	2018/02/27	50,000,000	2017/05/12
69365	Hongkong and Shanghai Banking Corporation Ltd., The	HSCEI R Bear CBBC Mar 2018 A	0.2500	11,088 per 10,000 units	10,988 per 10,000 units	2018/03/28	50,000,000	2017/05/12
69366	Hongkong and Shanghai Banking Corporation Ltd., The	HSI R Bull CBBC Sep 2018 A	0.2500	22,648 per 20,000 units	22,848 per 20,000 units	2018/09/27	150,000,000	2017/05/12
69351	Hongkong and Shanghai Banking Corporation Ltd., The	HSI R Bear CBBC Feb 2018 F	0.2500	24,638 per 15,000 units	24,488 per 15,000 units	2018/02/27	100,000,000	2017/05/12
69354	Hongkong and Shanghai Banking Corporation Ltd., The	HSI R Bear CBBC Mar 2018 E	0.2500	25,788 per 20,000 units	25,588 per 20,000 units	2018/03/28	150,000,000	2017/05/12
69346	Hongkong and Shanghai Banking Corporation Ltd., The	Tencent R Bear CBBC Jul 2018 C	0.2500	244.88 per 100 units	242.88 per 100 units	2018/07/16	50,000,000	2017/05/12
69397	J.P. Morgan Structured Products B.V.	HSI R Bull CBBC Mar 2018 T	0.2500	24,358 per 10,000 units	24,600 per 10,000 units	2018/03/28	200,000,000	2017/05/12
69398	J.P. Morgan Structured Products B.V.	HSI R Bear CBBC Aug 2017 P	0.2500	24,600 per 10,000 units	24,400 per 10,000 units	2017/08/30	200,000,000	2017/05/12
69424	J.P. Morgan Structured Products B.V.	HSI R Bear CBBC Aug 2017 Q	0.2500	25,700 per 10,000 units	25,500 per 10,000 units	2017/08/30	200,000,000	2017/05/12
69443	J.P. Morgan Structured Products B.V.	PetCh R Bull CBBC Oct 2018 A	0.2500	4.5800	4.7800	2018/10/19	80,000,000	2017/05/12
69421	SGA Societe Generale Acceptance N.V./SG Issuer	HSI R Bull CBBC Oct 2018 G	0.2500	24,308 per 10,000 units	24,408 per 10,000 units	2018/10/30	200,000,000	2017/05/12
69422	SGA Societe Generale Acceptance N.V./SG Issuer	HSI R Bull CBBC Nov 2018 C	0.2500	24,258 per 10,000 units	24,458 per 10,000 units	2018/11/29	200,000,000	2017/05/12
69406	SGA Societe Generale Acceptance N.V./SG Issuer	HSI R Bear CBBC Aug 2017 N	0.2500	24,588 per 10,000 units	24,488 per 10,000 units	2017/08/30	200,000,000	2017/05/12
69415	SGA Societe Generale Acceptance N.V./SG Issuer	HSI R Bear CBBC Sep 2017 L	0.2500	24,638 per 12,000 units	24,538 per 12,000 units	2017/09/28	200,000,000	2017/05/12
69377	UBS AG	HSI R Bull CBBC Aug 2018 O	0.2500	24,500 per 10,000 units	24,600 per 10,000 units	2018/08/30	200,000,000	2017/05/12
69379	UBS AG	HSI R Bear CBBC Aug 2017 O	0.2500	24,497 per 10,000 units	24,397 per 10,000 units	2017/08/30	200,000,000	2017/05/12
69378	UBS AG	Petrochina R Bull CBBC Nov 2017 A	0.2500	4.6800	4.8800	2017/11/20	40,000,000	2017/05/12
69450	BNP Paribas Issuance B.V.	HSI R Bull CBBC Aug 2018 K	0.2500	24,300 per 10,000 units	24,500 per 10,000 units	2018/08/30	250,000,000	2017/05/15
69508	Credit Suisse AG	HSI R Bull CBBC Feb 2018 R	0.2500	24,377 per 12,000 units	24,577 per 12,000 units	2018/02/27	200,000,000	2017/05/15

Newly listed callable bull/bear contracts (continued)

Code	Issuer	Name of issue	Issue prices (HK\$)	Strike price (HKD)/Strike level per 10 units	Call price (HKD)/Call level per 10 units	Expiry date	No. of issue (units)	Listing date
69500	Credit Suisse AG	HSI R Bear CBBC Aug 2017 Y	0.2500	24,677 per 12,000 units	24,477 per 12,000 units	2017/08/30	200,000,000	2017/05/15
69501	Credit Suisse AG	Lenovo R Bull CBBC Feb 2018 A	0.2500	4.2700	4.4200	2018/02/02	50,000,000	2017/05/15
69446	Goldman Sachs Structured Products (Asia) Ltd.	HSI R Bear CBBC Aug 2017 O	0.2500	24,650 per 10,000 units	24,550 per 10,000 units	2017/08/30	200,000,000	2017/05/15
69456	Hongkong and Shanghai Banking Corporation Ltd., The	COVS R Bear CBBC Apr 2018 A	0.4500	25.4800	24.8800	2018/04/23	40,000,000	2017/05/15
69461	Hongkong and Shanghai Banking Corporation Ltd., The	Geely Auto R Bull CBBC Apr 2018 B	0.2500	9.8800	10.1800	2018/04/23	40,000,000	2017/05/15
69495	Hongkong and Shanghai Banking Corporation Ltd., The	Galaxy Ent R Bear CBBC Jul 2018 A	0.2500	43.68 per 100 units	42.88 per 100 units	2018/07/16	40,000,000	2017/05/15
69468	Hongkong and Shanghai Banking Corporation Ltd., The	HSI R Bull CBBC Apr 2018 B	0.2500	24,248 per 15,000 units	24,398 per 15,000 units	2018/04/27	100,000,000	2017/05/15
69469	Hongkong and Shanghai Banking Corporation Ltd., The	HSI R Bull CBBC Apr 2018 C	0.2500	24,348 per 15,000 units	24,498 per 15,000 units	2018/04/27	100,000,000	2017/05/15
69471	Hongkong and Shanghai Banking Corporation Ltd., The	HSI R Bull CBBC Aug 2018 B	0.2500	23,548 per 20,000 units	23,748 per 20,000 units	2018/08/30	150,000,000	2017/05/15
69474	Hongkong and Shanghai Banking Corporation Ltd., The	PetCh R Bear CBBC Apr 2018 A	0.2500	5.9300	5.7800	2018/04/23	40,000,000	2017/05/15
69452	Hongkong and Shanghai Banking Corporation Ltd., The	Tencent R Bull CBBC Apr 2018 M	0.2500	240.88 per 100 units	242.88 per 100 units	2018/04/30	60,000,000	2017/05/15
69532	J.P. Morgan Structured Products B.V.	HSI R Bull CBBC Feb 2018 J	0.2500	24,358 per 10,000 units	24,458 per 10,000 units	2018/02/27	200,000,000	2017/05/15
69529	J.P. Morgan Structured Products B.V.	HSI R Bear CBBC Aug 2017 R	0.2500	24,700 per 10,000 units	24,500 per 10,000 units	2017/08/30	200,000,000	2017/05/15
69534	J.P. Morgan Structured Products B.V.	HSI R Bear CBBC Aug 2017 S	0.2500	25,900 per 10,000 units	25,700 per 10,000 units	2017/08/30	200,000,000	2017/05/15
69539	J.P. Morgan Structured Products B.V.	Tencent R Bull CBBC Jul 2018 C	0.2500	239.38 per 100 units	241.88 per 100 units	2018/07/20	40,000,000	2017/05/15
69545	SGA Societe Generale Acceptance N.V./SG Issuer	HSI R Bull CBBC Sep 2018 N	0.2500	24,408 per 10,000 units	24,508 per 10,000 units	2018/09/27	200,000,000	2017/05/15
69541	SGA Societe Generale Acceptance N.V./SG Issuer	HSI R Bear CBBC Aug 2017 C	0.2500	24,688 per 10,000 units	24,588 per 10,000 units	2017/08/30	200,000,000	2017/05/15
69543	SGA Societe Generale Acceptance N.V./SG Issuer	HSI R Bear CBBC Sep 2017 M	0.2500	24,838 per 10,000 units	24,638 per 10,000 units	2017/09/28	200,000,000	2017/05/15
69513	UBS AG	HSI R Bull CBBC Sep 2018 B	0.2500	24,300 per 12,000 units	24,500 per 12,000 units	2018/09/27	250,000,000	2017/05/15
69509	UBS AG	HSI R Bear CBBC Aug 2017 P	0.2500	24,677 per 12,000 units	24,477 per 12,000 units	2017/08/30	250,000,000	2017/05/15
69527	UBS AG	HSI R Bear CBBC Aug 2017 Q	0.2500	25,300 per 10,000 units	25,100 per 10,000 units	2017/08/30	200,000,000	2017/05/15
69547	BNP Paribas Issuance B.V.	HSCEI R Bear CBBC Feb 2018 G	0.2500	10,300 per 10,000 units	10,200 per 10,000 units	2018/02/27	100,000,000	2017/05/16
69595	BNP Paribas Issuance B.V.	HSI R Bull CBBC Aug 2018 F	0.2500	24,500 per 10,000 units	24,700 per 10,000 units	2018/08/30	250,000,000	2017/05/16
69588	BNP Paribas Issuance B.V.	HSI R Bull CBBC Aug 2018 L	0.2500	24,600 per 10,000 units	24,800 per 10,000 units	2018/08/30	250,000,000	2017/05/16
69568	BNP Paribas Issuance B.V.	HSI R Bear CBBC Feb 2018 D	0.2500	25,000 per 10,000 units	24,800 per 10,000 units	2018/02/27	250,000,000	2017/05/16
69555	BNP Paribas Issuance B.V.	HSI R Bear CBBC Feb 2018 R	0.2500	24,900 per 10,000 units	24,700 per 10,000 units	2018/02/27	250,000,000	2017/05/16
69553	BNP Paribas Issuance B.V.	Tencent R Bull CBBC Aug 2018 B	0.2500	237 per 100 units	240 per 100 units	2018/08/30	50,000,000	2017/05/16
69671	Credit Suisse AG	HKEX R Bull CBBC Jan 2018 A	0.2500	188.08 per 100 units	190.08 per 100 units	2018/01/12	50,000,000	2017/05/16
69716	Credit Suisse AG	HSI R Bull CBBC Mar 2018 E	0.2500	24,689 per 12,000 units	24,889 per 12,000 units	2018/03/28	200,000,000	2017/05/16
69718	Credit Suisse AG	HSI R Bull CBBC Mar 2018 F	0.2500	24,678 per 10,000 units	24,778 per 10,000 units	2018/03/28	150,000,000	2017/05/16
69664	Credit Suisse AG	HSI R Bear CBBC Sep 2017 J	0.2500	24,850 per 12,000 units	24,650 per 12,000 units	2017/09/28	200,000,000	2017/05/16
69668	Credit Suisse AG	HSI R Bear CBBC Sep 2017 K	0.2500	25,800 per 12,000 units	25,600 per 12,000 units	2017/09/28	200,000,000	2017/05/16
69669	Credit Suisse AG	HSI R Bear CBBC Sep 2017 L	0.2500	26,500 per 10,000 units	26,300 per 10,000 units	2017/09/28	200,000,000	2017/05/16
69670	Credit Suisse AG	HSI R Bear CBBC Nov 2017 B	0.2500	26,800 per 10,000 units	26,600 per 10,000 units	2017/11/29	200,000,000	2017/05/16
69666	Credit Suisse AG	HSI R Bear CBBC May 2018 A	0.2500	25,000 per 10,000 units	24,800 per 10,000 units	2018/05/30	200,000,000	2017/05/16
69690	Credit Suisse AG	Tencent R Bull CBBC Jan 2018 N	0.2500	248.28 per 100 units	250.28 per 100 units	2018/01/25	50,000,000	2017/05/16
69687	Credit Suisse AG	Tencent R Bear CBBC Dec 2017 D	0.4300	290.88 per 100 units	288.38 per 100 units	2017/12/22	50,000,000	2017/05/16
69799	Goldman Sachs Structured Products (Asia) Ltd.	HSI R Bull CBBC Aug 2018 A	0.2500	24,550 per 12,000 units	24,700 per 12,000 units	2018/08/30	200,000,000	2017/05/16
69798	Goldman Sachs Structured Products (Asia) Ltd.	HSI R Bull CBBC Aug 2018 Z	0.2500	24,789 per 10,000 units	24,889 per 10,000 units	2018/08/30	200,000,000	2017/05/16
69570	Goldman Sachs Structured Products (Asia) Ltd.	HSI R Bear CBBC Aug 2017 P	0.2500	24,800 per 10,000 units	24,700 per 10,000 units	2017/08/30	200,000,000	2017/05/16
69566	Hongkong and Shanghai Banking Corporation Ltd., The	China Mobile R Bull CBBC Jul 2018 A	0.2500	81.08 per 100 units	82.28 per 100 units	2018/07/09	50,000,000	2017/05/16
69567	Hongkong and Shanghai Banking Corporation Ltd., The	China Mobile R Bull CBBC Aug 2018 A	0.2500	77.08 per 100 units	78.28 per 100 units	2018/08/13	50,000,000	2017/05/16
69557	Hongkong and Shanghai Banking Corporation Ltd., The	Galaxy Ent R Bull CBBC Jun 2018 A	0.2500	36.58 per 100 units	37.38 per 100 units	2018/06/25	80,000,000	2017/05/16

Newly listed callable bull/bear contracts (continued)

Code	Issuer	Name of issue	Issue prices (HK\$)	Strike price (HKD)/Strike level per 10 units	Call price (HKD)/Call level per 10 units	Expiry date	No. of issue (units)	Listing date
69560	Hongkong and Shanghai Banking Corporation Ltd., The	HKEX R Bull CBBC Jul 2018 A	0.2500	187.88 per 100 units	189.88 per 100 units	2018/07/09	50,000,000	2017/05/16
69719	Hongkong and Shanghai Banking Corporation Ltd., The	HSI R Bull CBBC Jul 2018 A	0.2500	24,498 per 20,000 units	24,698 per 20,000 units	2018/07/30	150,000,000	2017/05/16
69725	Hongkong and Shanghai Banking Corporation Ltd., The	HSI R Bull CBBC Jul 2018 B	0.2500	24,648 per 15,000 units	24,798 per 15,000 units	2018/07/30	100,000,000	2017/05/16
69596	Hongkong and Shanghai Banking Corporation Ltd., The	Tencent R Bull CBBC Jun 2018 A	0.2500	246.88 per 100 units	248.88 per 100 units	2018/06/25	60,000,000	2017/05/16
69558	Hongkong and Shanghai Banking Corporation Ltd., The	Tencent R Bull CBBC Jul 2018 A	0.2500	244.88 per 100 units	246.88 per 100 units	2018/07/09	60,000,000	2017/05/16
69746	J.P. Morgan Structured Products B.V.	COVS R Bull CBBC Apr 2018 A	0.2500	21.2800	21.6800	2018/04/20	40,000,000	2017/05/16
69736	J.P. Morgan Structured Products B.V.	China Life R Bull CBBC Apr 2018 A	0.2500	22.7800	23.2800	2018/04/20	40,000,000	2017/05/16
69741	J.P. Morgan Structured Products B.V.	Geely Auto R Bull CBBC Apr 2018 A	0.2500	9.9800	10.2800	2018/04/20	80,000,000	2017/05/16
69733	J.P. Morgan Structured Products B.V.	HKEX R Bull CBBC Mar 2018 B	0.2500	190.88 per 100 units	192.88 per 100 units	2018/03/16	40,000,000	2017/05/16
69649	J.P. Morgan Structured Products B.V.	HSCEI R Bear CBBC Apr 2018 A	0.2500	11,100 per 10,000 units	11,000 per 10,000 units	2018/04/27	100,000,000	2017/05/16
69651	J.P. Morgan Structured Products B.V.	HSCEI R Bear CBBC Apr 2018 B	0.2500	10,600 per 10,000 units	10,500 per 10,000 units	2018/04/27	100,000,000	2017/05/16
69753	J.P. Morgan Structured Products B.V.	HSI R Bull CBBC Feb 2018 K	0.2500	24,789 per 10,000 units	24,889 per 10,000 units	2018/02/27	200,000,000	2017/05/16
69624	J.P. Morgan Structured Products B.V.	HSI R Bull CBBC Mar 2018 U	0.2500	24,300 per 10,000 units	24,500 per 10,000 units	2018/03/28	200,000,000	2017/05/16
69754	J.P. Morgan Structured Products B.V.	HSI R Bull CBBC Aug 2018 K	0.2500	24,558 per 10,000 units	24,658 per 10,000 units	2018/08/30	200,000,000	2017/05/16
69620	J.P. Morgan Structured Products B.V.	HSI R Bear CBBC Aug 2017 T	0.2500	25,600 per 10,000 units	25,400 per 10,000 units	2017/08/30	200,000,000	2017/05/16
69621	J.P. Morgan Structured Products B.V.	HSI R Bear CBBC Aug 2017 U	0.2500	24,800 per 10,000 units	24,600 per 10,000 units	2017/08/30	200,000,000	2017/05/16
69657	J.P. Morgan Structured Products B.V.	HSI R Bear CBBC Aug 2017 V	0.2500	24,948 per 10,000 units	24,848 per 10,000 units	2017/08/30	200,000,000	2017/05/16
69619	J.P. Morgan Structured Products B.V.	HSI R Bear CBBC Jan 2018 C	0.2500	26,100 per 10,000 units	25,900 per 10,000 units	2018/01/30	200,000,000	2017/05/16
69759	J.P. Morgan Structured Products B.V.	HSI R Bear CBBC Jan 2018 D	0.2500	26,248 per 10,000 units	26,148 per 10,000 units	2018/01/30	200,000,000	2017/05/16
69726	J.P. Morgan Structured Products B.V.	Tencent R Bull CBBC Sep 2017 H	0.2500	247.38 per 100 units	249.88 per 100 units	2017/09/15	40,000,000	2017/05/16
69727	J.P. Morgan Structured Products B.V.	Tencent R Bull CBBC Sep 2017 I	0.2500	242.38 per 100 units	244.88 per 100 units	2017/09/15	40,000,000	2017/05/16
69730	J.P. Morgan Structured Products B.V.	Tencent R Bear CBBC Jan 2018 A	0.3500	284.88 per 100 units	282.08 per 100 units	2018/01/19	40,000,000	2017/05/16
69602	Macquarie Bank Ltd.	HSI R Bull CBBC May 2018 A	0.2500	23,800 per 20,000 units	24,000 per 20,000 units	2018/05/30	40,000,000	2017/05/16
69608	Macquarie Bank Ltd.	HSI R Bull CBBC May 2018 B	0.2500	23,600 per 20,000 units	23,800 per 20,000 units	2018/05/30	40,000,000	2017/05/16
69610	Macquarie Bank Ltd.	HSI R Bull CBBC May 2018 C	0.2500	23,400 per 20,000 units	23,600 per 20,000 units	2018/05/30	40,000,000	2017/05/16
69597	Macquarie Bank Ltd.	HSI R Bear CBBC May 2018 C	0.2500	25,800 per 20,000 units	25,600 per 20,000 units	2018/05/30	40,000,000	2017/05/16
69600	Macquarie Bank Ltd.	HSI R Bear CBBC May 2018 D	0.2500	25,600 per 20,000 units	25,400 per 20,000 units	2018/05/30	40,000,000	2017/05/16
69576	SGA Societe Generale Acceptance N.V./SG Issuer	HKEX R Bull CBBC Feb 2018 C	0.2500	187.12 per 100 units	189.10 per 100 units	2018/02/27	100,000,000	2017/05/16
69793	SGA Societe Generale Acceptance N.V./SG Issuer	HSI R Bull CBBC Sep 2018 P	0.2500	24,558 per 12,000 units	24,658 per 12,000 units	2018/09/27	200,000,000	2017/05/16
69796	SGA Societe Generale Acceptance N.V./SG Issuer	HSI R Bull CBBC Sep 2018 Q	0.2500	24,758 per 12,000 units	24,858 per 12,000 units	2018/09/27	200,000,000	2017/05/16
69797	SGA Societe Generale Acceptance N.V./SG Issuer	HSI R Bull CBBC Oct 2018 I	0.2500	24,708 per 10,000 units	24,808 per 10,000 units	2018/10/30	200,000,000	2017/05/16
69788	SGA Societe Generale Acceptance N.V./SG Issuer	HSI R Bear CBBC Aug 2017 D	0.2500	25,138 per 10,000 units	24,938 per 10,000 units	2017/08/30	200,000,000	2017/05/16
69789	SGA Societe Generale Acceptance N.V./SG Issuer	HSI R Bear CBBC Aug 2017 J	0.2500	26,088 per 10,000 units	25,988 per 10,000 units	2017/08/30	200,000,000	2017/05/16
69791	SGA Societe Generale Acceptance N.V./SG Issuer	HSI R Bear CBBC Sep 2017 N	0.2500	25,238 per 10,000 units	25,038 per 10,000 units	2017/09/28	200,000,000	2017/05/16
69792	SGA Societe Generale Acceptance N.V./SG Issuer	HSI R Bear CBBC Sep 2017 O	0.2500	26,188 per 10,000 units	26,088 per 10,000 units	2017/09/28	200,000,000	2017/05/16
69580	SGA Societe Generale Acceptance N.V./SG Issuer	Tencent R Bull CBBC Mar 2018 D	0.2500	244.70 per 100 units	246.20 per 100 units	2018/03/28	100,000,000	2017/05/16
69778	UBS AG	HSI R Bull CBBC Jul 2018 G	0.2500	24,689 per 12,000 units	24,889 per 12,000 units	2018/07/30	250,000,000	2017/05/16
69760	UBS AG	HSI R Bull CBBC Aug 2018 P	0.2500	24,200 per 12,000 units	24,400 per 12,000 units	2018/08/30	250,000,000	2017/05/16
69781	UBS AG	HSI R Bull CBBC Sep 2018 C	0.2500	24,650 per 10,000 units	24,750 per 10,000 units	2018/09/27	200,000,000	2017/05/16
69761	UBS AG	HSI R Bear CBBC Aug 2017 R	0.2500	24,750 per 10,000 units	24,650 per 10,000 units	2017/08/30	200,000,000	2017/05/16
69767	UBS AG	HSI R Bear CBBC Aug 2017 S	0.2500	25,500 per 12,000 units	25,300 per 12,000 units	2017/08/30	250,000,000	2017/05/16
69771	UBS AG	HSI R Bear CBBC Aug 2017 T	0.2500	26,450 per 10,000 units	26,350 per 10,000 units	2017/08/30	200,000,000	2017/05/16
69775	UBS AG	HSI R Bear CBBC Aug 2017 U	0.2500	24,950 per 10,000 units	24,850 per 10,000 units	2017/08/30	200,000,000	2017/05/16

Newly listed callable bull/bear contracts (continued)

Code	Issuer	Name of issue	Issue prices (HK\$)	Strike price (HKD)/Strike level per 10 units	Call price (HKD)/Call level per 10 units	Expiry date	No. of issue (units)	Listing date
69763	UBS AG	Tencent R Bull CBBC Dec 2017 E	0.2500	237.48 per 100 units	239.98 per 100 units	2017/12/11	50,000,000	2017/05/16
69765	UBS AG	Tencent R Bull CBBC Jan 2018 A	0.2500	241 per 100 units	243.50 per 100 units	2018/01/08	50,000,000	2017/05/16
69907	BNP Paribas Issuance B.V.	HSI R Bull CBBC Aug 2018 G	0.2500	24,800 per 10,000 units	25,000 per 10,000 units	2018/08/30	250,000,000	2017/05/17
69908	BNP Paribas Issuance B.V.	HSI R Bull CBBC Aug 2018 M	0.2500	24,700 per 10,000 units	24,900 per 10,000 units	2018/08/30	250,000,000	2017/05/17
69817	BNP Paribas Issuance B.V.	HSI R Bear CBBC Feb 2018 C	0.2500	26,600 per 10,000 units	26,400 per 10,000 units	2018/02/27	250,000,000	2017/05/17
69842	BNP Paribas Issuance B.V.	HSI R Bear CBBC Feb 2018 E	0.2500	25,300 per 10,000 units	25,100 per 10,000 units	2018/02/27	250,000,000	2017/05/17
69805	BNP Paribas Issuance B.V.	HSI R Bear CBBC Feb 2018 L	0.2500	26,300 per 10,000 units	26,100 per 10,000 units	2018/02/27	250,000,000	2017/05/17
69806	BNP Paribas Issuance B.V.	HSI R Bear CBBC Feb 2018 M	0.2500	26,400 per 10,000 units	26,200 per 10,000 units	2018/02/27	250,000,000	2017/05/17
69801	BNP Paribas Issuance B.V.	HSI R Bear CBBC Feb 2018 S	0.2500	25,100 per 10,000 units	24,900 per 10,000 units	2018/02/27	250,000,000	2017/05/17
69803	BNP Paribas Issuance B.V.	HSI R Bear CBBC Feb 2018 V	0.2500	25,200 per 10,000 units	25,000 per 10,000 units	2018/02/27	250,000,000	2017/05/17
69810	BNP Paribas Issuance B.V.	HSI R Bear CBBC Feb 2018 W	0.2500	26,500 per 10,000 units	26,300 per 10,000 units	2018/02/27	250,000,000	2017/05/17
69827	BNP Paribas Issuance B.V.	HSI R Bear CBBC Feb 2018 X	0.2500	27,200 per 10,000 units	27,000 per 10,000 units	2018/02/27	250,000,000	2017/05/17
69967	Credit Suisse AG	CCB R Bull CBBC Dec 2017 D	0.2500	5.9900	6.0900	2017/12/21	50,000,000	2017/05/17
69964	Credit Suisse AG	Geely Auto R Bull CBBC Dec 2017 I	0.2500	10.2000	10.5000	2017/12/28	50,000,000	2017/05/17
69969	Credit Suisse AG	HSCEI R Bull CBBC Mar 2018 A	0.2500	9,928 per 10,000 units	10,028 per 10,000 units	2018/03/28	100,000,000	2017/05/17
69971	Credit Suisse AG	HSCEI R Bull CBBC Mar 2018 B	0.2500	9,748 per 10,000 units	9,848 per 10,000 units	2018/03/28	100,000,000	2017/05/17
69957	Credit Suisse AG	HSI R Bull CBBC Feb 2018 D	0.2500	24,438 per 12,000 units	24,638 per 12,000 units	2018/02/27	200,000,000	2017/05/17
69956	Credit Suisse AG	HSI R Bull CBBC May 2018 A	0.2500	24,650 per 10,000 units	24,850 per 10,000 units	2018/05/30	200,000,000	2017/05/17
69958	Credit Suisse AG	HSI R Bull CBBC Aug 2018 X	0.2500	24,888 per 10,000 units	25,088 per 10,000 units	2018/08/30	200,000,000	2017/05/17
69947	Credit Suisse AG	HSI R Bear CBBC Sep 2017 M	0.2500	24,990 per 10,000 units	24,890 per 10,000 units	2017/09/28	150,000,000	2017/05/17
69948	Credit Suisse AG	HSI R Bear CBBC Sep 2017 N	0.2500	25,200 per 10,000 units	25,000 per 10,000 units	2017/09/28	200,000,000	2017/05/17
69949	Credit Suisse AG	HSI R Bear CBBC Sep 2017 O	0.2500	25,228 per 10,000 units	25,128 per 10,000 units	2017/09/28	150,000,000	2017/05/17
69951	Credit Suisse AG	HSI R Bear CBBC Sep 2017 P	0.2500	26,700 per 10,000 units	26,500 per 10,000 units	2017/09/28	200,000,000	2017/05/17
69952	Credit Suisse AG	HSI R Bear CBBC Sep 2017 Q	0.2500	26,650 per 12,000 units	26,450 per 12,000 units	2017/09/28	200,000,000	2017/05/17
69955	Credit Suisse AG	HSI R Bear CBBC Sep 2017 R	0.2500	26,550 per 12,000 units	26,350 per 12,000 units	2017/09/28	200,000,000	2017/05/17
69960	Credit Suisse AG	Ping An R Bull CBBC Feb 2018 A	0.2500	42.38 per 100 units	42.98 per 100 units	2018/02/23	50,000,000	2017/05/17
69965	Credit Suisse AG	Sands China R Bear CBBC Feb 2018 A	0.2500	37.68 per 100 units	36.88 per 100 units	2018/02/23	50,000,000	2017/05/17
69961	Credit Suisse AG	Tencent R Bull CBBC Mar 2018 B	0.2500	242.28 per 100 units	244.28 per 100 units	2018/03/02	50,000,000	2017/05/17
69901	Goldman Sachs Structured Products (Asia) Ltd.	HSI R Bull CBBC Jan 2018 G	0.2500	24,988 per 10,000 units	25,088 per 10,000 units	2018/01/30	200,000,000	2017/05/17
69903	Goldman Sachs Structured Products (Asia) Ltd.	HSI R Bull CBBC Jan 2018 H	0.2500	24,700 per 10,000 units	24,800 per 10,000 units	2018/01/30	200,000,000	2017/05/17
69830	Goldman Sachs Structured Products (Asia) Ltd.	HSI R Bear CBBC Aug 2017 Q	0.2500	25,000 per 10,000 units	24,900 per 10,000 units	2017/08/30	200,000,000	2017/05/17
69838	Goldman Sachs Structured Products (Asia) Ltd.	HSI R Bear CBBC Aug 2017 R	0.2500	25,200 per 10,000 units	25,100 per 10,000 units	2017/08/30	200,000,000	2017/05/17
69897	Goldman Sachs Structured Products (Asia) Ltd.	HSI R Bear CBBC Oct 2017 B	0.2500	26,650 per 12,000 units	26,500 per 12,000 units	2017/10/30	200,000,000	2017/05/17
69898	Goldman Sachs Structured Products (Asia) Ltd.	HSI R Bear CBBC Oct 2017 C	0.2500	26,800 per 10,000 units	26,700 per 10,000 units	2017/10/30	200,000,000	2017/05/17
69861	Hongkong and Shanghai Banking Corporation Ltd., The	HKEX R Bull CBBC Apr 2018 B	0.2500	190.88 per 100 units	192.88 per 100 units	2018/04/09	50,000,000	2017/05/17
69875	Hongkong and Shanghai Banking Corporation Ltd., The	HSCEI R Bull CBBC Jul 2018 A	0.2500	9,938 per 10,000 units	10,038 per 10,000 units	2018/07/30	60,000,000	2017/05/17
69879	Hongkong and Shanghai Banking Corporation Ltd., The	HSI R Bull CBBC Jul 2018 C	0.2500	24,748 per 15,000 units	24,898 per 15,000 units	2018/07/30	100,000,000	2017/05/17
69893	Hongkong and Shanghai Banking Corporation Ltd., The	HSI R Bull CBBC Jul 2018 D	0.2500	24,848 per 15,000 units	24,998 per 15,000 units	2018/07/30	100,000,000	2017/05/17
69895	Hongkong and Shanghai Banking Corporation Ltd., The	HSI R Bear CBBC Apr 2018 A	0.2500	26,138 per 15,000 units	25,988 per 15,000 units	2018/04/27	100,000,000	2017/05/17
69896	Hongkong and Shanghai Banking Corporation Ltd., The	HSI R Bear CBBC Apr 2018 B	0.2500	26,238 per 15,000 units	26,088 per 15,000 units	2018/04/27	100,000,000	2017/05/17
69874	Hongkong and Shanghai Banking Corporation Ltd., The	Ping An R Bull CBBC Apr 2018 A	0.2500	43.78 per 100 units	44.38 per 100 units	2018/04/23	60,000,000	2017/05/17
69873	Hongkong and Shanghai Banking Corporation Ltd., The	Ping An R Bear CBBC Aug 2018 A	0.2500	52.48 per 100 units	51.88 per 100 units	2018/08/13	40,000,000	2017/05/17
69872	Hongkong and Shanghai Banking Corporation Ltd., The	Tencent R Bull CBBC Jun 2018 B	0.2500	250.88 per 100 units	252.88 per 100 units	2018/06/25	60,000,000	2017/05/17

Newly listed callable bull/bear contracts (continued)

Code	Issuer	Name of issue	Issue prices (HK\$)	Strike price (HKD)/Strike level per 10 units	Call price (HKD)/Call level per 10 units	Expiry date	No. of issue (units)	Listing date
69871	Hongkong and Shanghai Banking Corporation Ltd., The	Tencent R Bull CBBC Jul 2018 B	0.2500	248.88 per 100 units	250.88 per 100 units	2018/07/09	60,000,000	2017/05/17
69978	J.P. Morgan Structured Products B.V.	HKEX R Bull CBBC Apr 2018 B	0.2500	188.88 per 100 units	190.88 per 100 units	2018/04/20	40,000,000	2017/05/17
69929	J.P. Morgan Structured Products B.V.	HSI R Bull CBBC Mar 2018 V	0.2500	24,988 per 10,000 units	25,088 per 10,000 units	2018/03/28	200,000,000	2017/05/17
69979	J.P. Morgan Structured Products B.V.	HSI R Bull CBBC Mar 2018 W	0.2500	24,600 per 10,000 units	24,800 per 10,000 units	2018/03/28	200,000,000	2017/05/17
69924	J.P. Morgan Structured Products B.V.	HSI R Bear CBBC Aug 2017 W	0.2500	25,100 per 10,000 units	24,900 per 10,000 units	2017/08/30	200,000,000	2017/05/17
69981	J.P. Morgan Structured Products B.V.	HSI R Bear CBBC Aug 2017 Y	0.2500	25,248 per 10,000 units	25,148 per 10,000 units	2017/08/30	200,000,000	2017/05/17
69982	J.P. Morgan Structured Products B.V.	HSI R Bear CBBC Aug 2017 Z	0.2500	25,800 per 10,000 units	25,600 per 10,000 units	2017/08/30	200,000,000	2017/05/17
69984	J.P. Morgan Structured Products B.V.	HSI R Bear CBBC Oct 2017 A	0.2500	26,200 per 10,000 units	26,000 per 10,000 units	2017/10/30	200,000,000	2017/05/17
69985	J.P. Morgan Structured Products B.V.	HSI R Bear CBBC Dec 2017 A	0.2500	26,448 per 10,000 units	26,348 per 10,000 units	2017/12/28	200,000,000	2017/05/17
69991	J.P. Morgan Structured Products B.V.	HSI R Bear CBBC Jan 2018 E	0.2500	26,800 per 10,000 units	26,600 per 10,000 units	2018/01/30	200,000,000	2017/05/17
69977	J.P. Morgan Structured Products B.V.	Ping An R Bull CBBC Jun 2018 C	0.2500	43.28 per 100 units	43.88 per 100 units	2018/06/15	150,000,000	2017/05/17
69926	J.P. Morgan Structured Products B.V.	Tencent R Bull CBBC Sep 2017 J	0.2500	251.38 per 100 units	253.88 per 100 units	2017/09/15	40,000,000	2017/05/17
69930	Macquarie Bank Ltd.	HSI R Bear CBBC Jun 2018 A	0.2500	26,200 per 20,000 units	26,000 per 20,000 units	2018/06/28	40,000,000	2017/05/17
69936	Macquarie Bank Ltd.	HSI R Bear CBBC Jun 2018 B	0.2500	26,000 per 20,000 units	25,800 per 20,000 units	2018/06/28	40,000,000	2017/05/17
69914	SGA Societe Generale Acceptance N.V./SG Issuer	China Life R Bull CBBC Feb 2018 C	0.2500	22.7000	23.1000	2018/02/27	40,000,000	2017/05/17
69942	SGA Societe Generale Acceptance N.V./SG Issuer	HSI R Bull CBBC Sep 2018 R	0.2500	24,908 per 10,000 units	25,008 per 10,000 units	2018/09/27	200,000,000	2017/05/17
69944	SGA Societe Generale Acceptance N.V./SG Issuer	HSI R Bull CBBC Oct 2018 K	0.2500	24,508 per 10,000 units	24,608 per 10,000 units	2018/10/30	200,000,000	2017/05/17
69945	SGA Societe Generale Acceptance N.V./SG Issuer	HSI R Bull CBBC Oct 2018 L	0.2500	24,858 per 12,000 units	24,958 per 12,000 units	2018/10/30	200,000,000	2017/05/17
69946	SGA Societe Generale Acceptance N.V./SG Issuer	HSI R Bull CBBC Nov 2018 D	0.2500	24,658 per 12,000 units	24,758 per 12,000 units	2018/11/29	200,000,000	2017/05/17
69856	SGA Societe Generale Acceptance N.V./SG Issuer	HSI R Bull CBBC Dec 2018 B	0.2500	24,500 per 20,000 units	24,600 per 20,000 units	2018/12/28	200,000,000	2017/05/17
69857	SGA Societe Generale Acceptance N.V./SG Issuer	HSI R Bull CBBC Dec 2018 C	0.2500	24,900 per 20,000 units	25,000 per 20,000 units	2018/12/28	200,000,000	2017/05/17
69937	SGA Societe Generale Acceptance N.V./SG Issuer	HSI R Bear CBBC Aug 2017 L	0.2500	25,238 per 12,000 units	25,138 per 12,000 units	2017/08/30	200,000,000	2017/05/17
69852	SGA Societe Generale Acceptance N.V./SG Issuer	HSI R Bear CBBC Sep 2017 P	0.2500	25,900 per 20,000 units	25,800 per 20,000 units	2017/09/28	200,000,000	2017/05/17
69938	SGA Societe Generale Acceptance N.V./SG Issuer	HSI R Bear CBBC Sep 2017 Q	0.2500	26,238 per 12,000 units	26,138 per 12,000 units	2017/09/28	200,000,000	2017/05/17
69855	SGA Societe Generale Acceptance N.V./SG Issuer	HSI R Bear CBBC Oct 2017 E	0.2500	25,500 per 20,000 units	25,400 per 20,000 units	2017/10/30	200,000,000	2017/05/17
69939	SGA Societe Generale Acceptance N.V./SG Issuer	HSI R Bear CBBC Oct 2017 F	0.2500	27,738 per 12,000 units	27,638 per 12,000 units	2017/10/30	200,000,000	2017/05/17
69915	SGA Societe Generale Acceptance N.V./SG Issuer	Ping An R Bull CBBC Mar 2018 A	0.2500	43.60 per 100 units	44.20 per 100 units	2018/03/28	100,000,000	2017/05/17
69921	SGA Societe Generale Acceptance N.V./SG Issuer	Tencent R Bull CBBC Feb 2018 F	0.2500	247.70 per 100 units	249.20 per 100 units	2018/02/27	100,000,000	2017/05/17
69922	SGA Societe Generale Acceptance N.V./SG Issuer	Tencent R Bull CBBC Mar 2018 E	0.2500	250.70 per 100 units	252.20 per 100 units	2018/03/28	100,000,000	2017/05/17
69916	SGA Societe Generale Acceptance N.V./SG Issuer	Tencent R Bear CBBC Nov 2017 D	0.2500	277.80 per 100 units	275.80 per 100 units	2017/11/29	100,000,000	2017/05/17
69919	SGA Societe Generale Acceptance N.V./SG Issuer	Tencent R Bear CBBC Dec 2017 A	0.3000	282.80 per 100 units	280.80 per 100 units	2017/12/28	100,000,000	2017/05/17
69996	UBS AG	HSCEI R Bear CBBC Aug 2017 A	0.2500	10,988 per 10,000 units	10,888 per 10,000 units	2017/08/30	100,000,000	2017/05/17
60045	UBS AG	HSI R Bull CBBC Jul 2018 H	0.2500	24,988 per 10,000 units	25,088 per 10,000 units	2018/07/30	200,000,000	2017/05/17
60046	UBS AG	HSI R Bull CBBC Aug 2018 Q	0.2500	24,800 per 10,000 units	24,900 per 10,000 units	2018/08/30	200,000,000	2017/05/17
60047	UBS AG	HSI R Bull CBBC Aug 2018 R	0.2500	24,500 per 12,000 units	24,700 per 12,000 units	2018/08/30	250,000,000	2017/05/17
60028	UBS AG	HSI R Bear CBBC Aug 2017 B	0.2500	27,200 per 12,000 units	27,000 per 12,000 units	2017/08/30	250,000,000	2017/05/17
60001	UBS AG	HSI R Bear CBBC Aug 2017 V	0.2500	25,090 per 12,000 units	24,890 per 12,000 units	2017/08/30	250,000,000	2017/05/17
60022	UBS AG	HSI R Bear CBBC Aug 2017 W	0.2500	25,100 per 10,000 units	25,000 per 10,000 units	2017/08/30	200,000,000	2017/05/17
60023	UBS AG	HSI R Bear CBBC Aug 2017 X	0.2500	25,250 per 10,000 units	25,150 per 10,000 units	2017/08/30	200,000,000	2017/05/17
60024	UBS AG	HSI R Bear CBBC Aug 2017 Y	0.2500	26,150 per 10,000 units	25,950 per 10,000 units	2017/08/30	200,000,000	2017/05/17
60026	UBS AG	HSI R Bear CBBC Aug 2017 Z	0.2500	26,650 per 10,000 units	26,550 per 10,000 units	2017/08/30	200,000,000	2017/05/17
60029	UBS AG	HSI R Bear CBBC Sep 2017 A	0.2500	27,500 per 12,000 units	27,300 per 12,000 units	2017/09/28	250,000,000	2017/05/17
60030	UBS AG	HSI R Bear CBBC Sep 2017 B	0.3050	28,700 per 12,000 units	28,500 per 12,000 units	2017/09/28	250,000,000	2017/05/17

Newly listed callable bull/bear contracts (continued)

Code	Issuer	Name of issue	Issue prices (HK\$)	Strike price (HKD)/Strike level per 10 units	Call price (HKD)/Call level per 10 units	Expiry date	No. of issue (units)	Listing date
69995	UBS AG	Tencent R Bear CBBC Dec 2017 C	0.3050	280.80 per 100 units	278 per 100 units	2017/12/11	50,000,000	2017/05/17
60057	BNP Paribas Issuance B.V.	HSI R Bear CBBC Feb 2018 F	0.2500	25,400 per 10,000 units	25,200 per 10,000 units	2018/02/27	250,000,000	2017/05/18
60059	BNP Paribas Issuance B.V.	Tencent R Bull CBBC Aug 2018 C	0.2500	242 per 100 units	245 per 100 units	2018/08/30	50,000,000	2017/05/18
60060	BNP Paribas Issuance B.V.	Tencent R Bull CBBC Aug 2018 D	0.2500	247 per 100 units	250 per 100 units	2018/08/30	50,000,000	2017/05/18
60104	Credit Suisse AG	HSI R Bull CBBC Feb 2018 J	0.2500	24,550 per 12,000 units	24,750 per 12,000 units	2018/02/27	200,000,000	2017/05/18
60111	Credit Suisse AG	HSI R Bull CBBC Feb 2018 O	0.2500	24,925 per 12,000 units	25,125 per 12,000 units	2018/02/27	200,000,000	2017/05/18
60099	Credit Suisse AG	HSI R Bull CBBC Aug 2018 Y	0.2500	24,800 per 10,000 units	25,000 per 10,000 units	2018/08/30	200,000,000	2017/05/18
60101	Credit Suisse AG	HSI R Bear CBBC Sep 2017 S	0.2500	25,250 per 12,000 units	25,050 per 12,000 units	2017/09/28	200,000,000	2017/05/18
60103	Credit Suisse AG	HSI R Bear CBBC Sep 2017 T	0.2500	25,400 per 10,000 units	25,200 per 10,000 units	2017/09/28	200,000,000	2017/05/18
60106	Credit Suisse AG	HSI R Bear CBBC Sep 2017 U	0.2500	26,000 per 10,000 units	25,800 per 10,000 units	2017/09/28	200,000,000	2017/05/18
60107	Credit Suisse AG	HSI R Bear CBBC Nov 2017 C	0.2500	26,900 per 10,000 units	26,700 per 10,000 units	2017/11/29	200,000,000	2017/05/18
60108	Credit Suisse AG	Ping An R Bull CBBC Feb 2018 B	0.2500	44.38 per 100 units	44.98 per 100 units	2018/02/09	50,000,000	2017/05/18
60161	The Bank of East Asia, Ltd.	COVS R Bull CBBC Apr 2018 A	0.4000	18.0800	18.8800	2018/04/06	25,000,000	2017/05/18
60159	The Bank of East Asia, Ltd.	CKH R Bull CBBC Apr 2018 A	0.2500	94.88 per 100 units	96.28 per 100 units	2018/04/06	40,000,000	2017/05/18
60162	The Bank of East Asia, Ltd.	Geely Auto R Bull CBBC Apr 2018 A	0.2500	10.1800	10.4800	2018/04/06	40,000,000	2017/05/18
60152	The Bank of East Asia, Ltd.	HKEX R Bull CBBC Apr 2018 C	0.2500	189.28 per 100 units	191.28 per 100 units	2018/04/06	40,000,000	2017/05/18
60164	The Bank of East Asia, Ltd.	Ping An R Bull CBBC Apr 2018 B	0.6500	43.0800	43.6800	2018/04/06	16,000,000	2017/05/18
60157	The Bank of East Asia, Ltd.	Tencent R Bull CBBC Apr 2018 H	0.2500	240.08 per 100 units	242.28 per 100 units	2018/04/06	40,000,000	2017/05/18
60158	The Bank of East Asia, Ltd.	Tencent R Bull CBBC Apr 2018 I	0.2500	247.88 per 100 units	250.08 per 100 units	2018/04/06	40,000,000	2017/05/18
60226	Goldman Sachs Structured Products (Asia) Ltd.	HSI R Bull CBBC Mar 2018 A	0.2500	25,025 per 10,000 units	25,125 per 10,000 units	2018/03/28	200,000,000	2017/05/18
60233	Goldman Sachs Structured Products (Asia) Ltd.	HSI R Bull CBBC Mar 2018 B	0.2500	24,850 per 12,000 units	25,000 per 12,000 units	2018/03/28	200,000,000	2017/05/18
60048	Goldman Sachs Structured Products (Asia) Ltd.	HSI R Bear CBBC Aug 2017 S	0.2500	25,150 per 10,000 units	25,050 per 10,000 units	2017/08/30	200,000,000	2017/05/18
60056	Goldman Sachs Structured Products (Asia) Ltd.	HSI R Bear CBBC Aug 2017 T	0.2500	25,350 per 12,000 units	25,200 per 12,000 units	2017/08/30	200,000,000	2017/05/18
60234	Goldman Sachs Structured Products (Asia) Ltd.	HSI R Bear CBBC Aug 2017 U	0.2500	25,950 per 10,000 units	25,850 per 10,000 units	2017/08/30	200,000,000	2017/05/18
60069	Hongkong and Shanghai Banking Corporation Ltd., The	CC Bank R Bear CBBC Aug 2018 A	0.2500	7.0800	6.9800	2018/08/13	40,000,000	2017/05/18
60061	Hongkong and Shanghai Banking Corporation Ltd., The	China Life R Bull CBBC Apr 2018 A	0.2500	22.6800	23.0800	2018/04/23	40,000,000	2017/05/18
60062	Hongkong and Shanghai Banking Corporation Ltd., The	HKEX R Bull CBBC Jul 2018 B	0.2500	193.88 per 100 units	195.88 per 100 units	2018/07/09	50,000,000	2017/05/18
60076	Hongkong and Shanghai Banking Corporation Ltd., The	HSI R Bear CBBC Apr 2018 C	0.2500	25,338 per 15,000 units	25,188 per 15,000 units	2018/04/27	100,000,000	2017/05/18
60087	Hongkong and Shanghai Banking Corporation Ltd., The	HSI R Bear CBBC Apr 2018 D	0.2500	25,238 per 15,000 units	25,088 per 15,000 units	2018/04/27	100,000,000	2017/05/18
60093	Hongkong and Shanghai Banking Corporation Ltd., The	HSI R Bear CBBC Jul 2018 A	0.2500	26,938 per 15,000 units	26,788 per 15,000 units	2018/07/30	100,000,000	2017/05/18
60205	J.P. Morgan Structured Products B.V.	HKEX R Bull CBBC Apr 2018 C	0.2500	186.88 per 100 units	188.88 per 100 units	2018/04/20	40,000,000	2017/05/18
60167	J.P. Morgan Structured Products B.V.	HSI R Bull CBBC Mar 2018 X	0.2500	24,800 per 10,000 units	25,000 per 10,000 units	2018/03/28	200,000,000	2017/05/18
60168	J.P. Morgan Structured Products B.V.	HSI R Bull CBBC Aug 2018 L	0.2500	24,658 per 10,000 units	24,758 per 10,000 units	2018/08/30	200,000,000	2017/05/18
60169	J.P. Morgan Structured Products B.V.	HSI R Bull CBBC Aug 2018 M	0.2500	24,925 per 10,000 units	25,125 per 10,000 units	2018/08/30	200,000,000	2017/05/18
60166	J.P. Morgan Structured Products B.V.	HSI R Bear CBBC Aug 2017 A	0.2500	25,300 per 10,000 units	25,100 per 10,000 units	2017/08/30	200,000,000	2017/05/18
60170	J.P. Morgan Structured Products B.V.	HSI R Bear CBBC Aug 2017 B	0.2500	26,148 per 10,000 units	26,048 per 10,000 units	2017/08/30	200,000,000	2017/05/18
60177	J.P. Morgan Structured Products B.V.	HSI R Bear CBBC Oct 2017 B	0.2500	26,548 per 10,000 units	26,448 per 10,000 units	2017/10/30	200,000,000	2017/05/18
60179	J.P. Morgan Structured Products B.V.	HSI R Bear CBBC Dec 2017 B	0.2500	27,000 per 10,000 units	26,800 per 10,000 units	2017/12/28	200,000,000	2017/05/18
60184	J.P. Morgan Structured Products B.V.	HSI R Bear CBBC Jan 2018 F	0.3000	27,848 per 10,000 units	27,748 per 10,000 units	2018/01/30	200,000,000	2017/05/18
60200	J.P. Morgan Structured Products B.V.	Ping An R Bull CBBC May 2018 B	0.2500	42.28 per 100 units	42.88 per 100 units	2018/05/18	150,000,000	2017/05/18
60189	J.P. Morgan Structured Products B.V.	Tencent R Bull CBBC Oct 2017 N	0.2500	249.88 per 100 units	251.88 per 100 units	2017/10/20	40,000,000	2017/05/18
60199	J.P. Morgan Structured Products B.V.	Tencent R Bear CBBC Mar 2018 C	0.3500	288.88 per 100 units	286.08 per 100 units	2018/03/16	40,000,000	2017/05/18
60113	Macquarie Bank Ltd.	Tencent R Bull CBBC Dec 2017 B	0.2500	237.88 per 100 units	239.88 per 100 units	2017/12/29	40,000,000	2017/05/18

Newly listed callable bull/bear contracts (continued)

Code	Issuer	Name of issue	Issue prices (HK\$)	Strike price (HKD)/Strike level per 10 units	Call price (HKD)/Call level per 10 units	Expiry date	No. of issue (units)	Listing date
60112	Macquarie Bank Ltd.	Tencent R Bear CBBC Dec 2017 B	0.2500	272.88 per 100 units	270.18 per 100 units	2017/12/29	40,000,000	2017/05/18
60221	SGA Societe Generale Acceptance N.V./SG Issuer	HSI R Bull CBBC Sep 2018 D	0.2500	25,008 per 10,000 units	25,108 per 10,000 units	2018/09/27	200,000,000	2017/05/18
60216	SGA Societe Generale Acceptance N.V./SG Issuer	HSI R Bull CBBC Sep 2018 S	0.2500	24,808 per 10,000 units	24,908 per 10,000 units	2018/09/27	200,000,000	2017/05/18
60222	SGA Societe Generale Acceptance N.V./SG Issuer	HSI R Bull CBBC Oct 2018 F	0.2500	24,608 per 10,000 units	24,708 per 10,000 units	2018/10/30	200,000,000	2017/05/18
60223	SGA Societe Generale Acceptance N.V./SG Issuer	HSI R Bull CBBC Oct 2018 J	0.2500	24,858 per 12,000 units	25,058 per 12,000 units	2018/10/30	200,000,000	2017/05/18
60209	SGA Societe Generale Acceptance N.V./SG Issuer	HSI R Bear CBBC Aug 2017 A	0.2500	27,038 per 12,000 units	26,838 per 12,000 units	2017/08/30	200,000,000	2017/05/18
60207	SGA Societe Generale Acceptance N.V./SG Issuer	HSI R Bear CBBC Aug 2017 M	0.2500	25,438 per 10,000 units	25,238 per 10,000 units	2017/08/30	200,000,000	2017/05/18
60208	SGA Societe Generale Acceptance N.V./SG Issuer	HSI R Bear CBBC Aug 2017 O	0.2500	26,388 per 10,000 units	26,288 per 10,000 units	2017/08/30	200,000,000	2017/05/18
60210	SGA Societe Generale Acceptance N.V./SG Issuer	HSI R Bear CBBC Sep 2017 R	0.2500	26,438 per 12,000 units	26,238 per 12,000 units	2017/09/28	200,000,000	2017/05/18
60213	SGA Societe Generale Acceptance N.V./SG Issuer	HSI R Bear CBBC Sep 2017 S	0.2500	26,738 per 12,000 units	26,538 per 12,000 units	2017/09/28	200,000,000	2017/05/18
60128	UBS AG	HKEX R Bull CBBC Dec 2017 A	0.2500	189 per 100 units	191 per 100 units	2017/12/11	50,000,000	2017/05/18
60126	UBS AG	HSBC R Bull CBBC Dec 2017 F	0.2500	63.50 per 100 units	65 per 100 units	2017/12/18	40,000,000	2017/05/18
60144	UBS AG	HSI R Bull CBBC Jul 2018 I	0.2500	24,600 per 10,000 units	24,800 per 10,000 units	2018/07/30	200,000,000	2017/05/18
60147	UBS AG	HSI R Bull CBBC Jul 2018 J	0.2500	24,450 per 12,000 units	24,650 per 12,000 units	2018/07/30	250,000,000	2017/05/18
60138	UBS AG	HSI R Bull CBBC Aug 2018 S	0.2500	24,800 per 12,000 units	25,000 per 12,000 units	2018/08/30	250,000,000	2017/05/18
60134	UBS AG	HSI R Bull CBBC Sep 2018 D	0.2500	24,925 per 12,000 units	25,125 per 12,000 units	2018/09/27	250,000,000	2017/05/18
60114	UBS AG	HSI R Bear CBBC Aug 2017 C	0.2500	25,250 per 12,000 units	25,050 per 12,000 units	2017/08/30	250,000,000	2017/05/18
60115	UBS AG	HSI R Bear CBBC Aug 2017 D	0.2500	25,400 per 12,000 units	25,200 per 12,000 units	2017/08/30	250,000,000	2017/05/18
60117	UBS AG	HSI R Bear CBBC Aug 2017 E	0.2500	25,750 per 12,000 units	25,550 per 12,000 units	2017/08/30	250,000,000	2017/05/18
60118	UBS AG	HSI R Bear CBBC Sep 2017 C	0.2500	26,350 per 12,000 units	26,150 per 12,000 units	2017/09/28	250,000,000	2017/05/18
60120	UBS AG	HSI R Bear CBBC Sep 2017 D	0.2500	26,800 per 12,000 units	26,600 per 12,000 units	2017/09/28	250,000,000	2017/05/18
60121	UBS AG	HSI R Bear CBBC Sep 2017 E	0.2500	26,850 per 10,000 units	26,750 per 10,000 units	2017/09/28	200,000,000	2017/05/18
60122	UBS AG	HSI R Bear CBBC Sep 2017 F	0.2500	27,050 per 10,000 units	26,950 per 10,000 units	2017/09/28	200,000,000	2017/05/18
60132	UBS AG	Ping An R Bull CBBC Dec 2017 A	0.2500	42.40 per 100 units	43 per 100 units	2017/12/18	40,000,000	2017/05/18
60123	UBS AG	Tencent R Bull CBBC Jul 2018 A	0.2500	245.50 per 100 units	248 per 100 units	2018/07/10	50,000,000	2017/05/18
60334	Credit Suisse AG	HSI R Bull CBBC Feb 2018 H	0.2500	24,956 per 12,000 units	25,156 per 12,000 units	2018/02/27	200,000,000	2017/05/19
60332	Credit Suisse AG	HSI R Bull CBBC Feb 2018 S	0.2500	24,850 per 12,000 units	25,050 per 12,000 units	2018/02/27	200,000,000	2017/05/19
60333	Credit Suisse AG	HSI R Bear CBBC Sep 2017 V	0.2500	25,350 per 12,000 units	25,150 per 12,000 units	2017/09/28	200,000,000	2017/05/19
60289	Credit Suisse AG	Tencent R Bull CBBC Feb 2018 E	0.2500	254.28 per 100 units	256.28 per 100 units	2018/02/22	50,000,000	2017/05/19
60290	Goldman Sachs Structured Products (Asia) Ltd.	HSI R Bull CBBC Mar 2018 C	0.2500	24,850 per 10,000 units	24,950 per 10,000 units	2018/03/28	200,000,000	2017/05/19
60292	Goldman Sachs Structured Products (Asia) Ltd.	HSI R Bear CBBC Aug 2017 V	0.2500	25,350 per 10,000 units	25,250 per 10,000 units	2017/08/30	200,000,000	2017/05/19
60294	Goldman Sachs Structured Products (Asia) Ltd.	HSI R Bear CBBC Aug 2017 W	0.2500	25,750 per 12,000 units	25,600 per 12,000 units	2017/08/30	200,000,000	2017/05/19
60252	Hongkong and Shanghai Banking Corporation Ltd., The	HSI R Bull CBBC Jul 2018 E	0.2500	24,948 per 15,000 units	25,098 per 15,000 units	2018/07/30	100,000,000	2017/05/19
60254	Hongkong and Shanghai Banking Corporation Ltd., The	HSI R Bear CBBC Jul 2018 B	0.2500	27,038 per 15,000 units	26,888 per 15,000 units	2018/07/30	100,000,000	2017/05/19
60255	Hongkong and Shanghai Banking Corporation Ltd., The	HSI R Bear CBBC Jul 2018 C	0.2500	27,138 per 15,000 units	26,988 per 15,000 units	2018/07/30	100,000,000	2017/05/19
60256	Hongkong and Shanghai Banking Corporation Ltd., The	HSI R Bear CBBC Aug 2018 A	0.2500	27,838 per 20,000 units	27,638 per 20,000 units	2018/08/30	150,000,000	2017/05/19
60239	Hongkong and Shanghai Banking Corporation Ltd., The	Tencent R Bull CBBC Jul 2018 C	0.2500	252.88 per 100 units	254.88 per 100 units	2018/07/16	60,000,000	2017/05/19
60242	Hongkong and Shanghai Banking Corporation Ltd., The	Tencent R Bull CBBC Jul 2018 D	0.2500	254.88 per 100 units	256.88 per 100 units	2018/07/03	60,000,000	2017/05/19
60263	Hongkong and Shanghai Banking Corporation Ltd., The	Tencent R Bear CBBC Oct 2018 A	0.4500	298.38 per 100 units	295.88 per 100 units	2018/10/08	50,000,000	2017/05/19
60327	J.P. Morgan Structured Products B.V.	HKEX R Bear CBBC Apr 2018 A	0.2500	212.08 per 100 units	210.08 per 100 units	2018/04/20	40,000,000	2017/05/19
60309	J.P. Morgan Structured Products B.V.	HSI R Bull CBBC Mar 2018 Y	0.2500	24,500 per 10,000 units	24,700 per 10,000 units	2018/03/28	200,000,000	2017/05/19
60304	J.P. Morgan Structured Products B.V.	HSI R Bull CBBC Aug 2018 N	0.2500	24,858 per 10,000 units	24,958 per 10,000 units	2018/08/30	200,000,000	2017/05/19
60328	J.P. Morgan Structured Products B.V.	HSI R Bull CBBC Aug 2018 O	0.2500	25,056 per 10,000 units	25,156 per 10,000 units	2018/08/30	200,000,000	2017/05/19

Newly listed callable bull/bear contracts (continued)

Code	Issuer	Name of issue	Issue prices (HK\$)	Strike price (HKD)/Strike level per 10 units	Call price (HKD)/Call level per 10 units	Expiry date	No. of issue (units)	Listing date
60302	J.P. Morgan Structured Products B.V.	HSI R Bear CBBC Aug 2017 C	0.2500	25,400 per 10,000 units	25,200 per 10,000 units	2017/08/30	200,000,000	2017/05/19
60320	J.P. Morgan Structured Products B.V.	HSI R Bear CBBC Aug 2017 D	0.2500	25,848 per 10,000 units	25,748 per 10,000 units	2017/08/30	200,000,000	2017/05/19
60321	J.P. Morgan Structured Products B.V.	HSI R Bear CBBC Oct 2017 C	0.2500	26,348 per 10,000 units	26,248 per 10,000 units	2017/10/30	200,000,000	2017/05/19
60323	J.P. Morgan Structured Products B.V.	Tencent R Bull CBBC Dec 2017 Q	0.2500	255.88 per 100 units	257.88 per 100 units	2017/12/15	40,000,000	2017/05/19
60324	J.P. Morgan Structured Products B.V.	Tencent R Bear CBBC Feb 2018 B	0.3600	292.88 per 100 units	290.08 per 100 units	2018/02/15	40,000,000	2017/05/19
60281	SGA Societe Generale Acceptance N.V./SG Issuer	HSCEI R Bull CBBC Nov 2018 F	0.2500	9,708 per 10,000 units	9,808 per 10,000 units	2018/11/29	200,000,000	2017/05/19
60287	SGA Societe Generale Acceptance N.V./SG Issuer	HSCEI R Bull CBBC Dec 2018 C	0.2500	9,508 per 10,000 units	9,608 per 10,000 units	2018/12/28	200,000,000	2017/05/19
60288	SGA Societe Generale Acceptance N.V./SG Issuer	HSCEI R Bull CBBC Dec 2018 D	0.2500	9,908 per 10,000 units	10,008 per 10,000 units	2018/12/28	200,000,000	2017/05/19
60265	SGA Societe Generale Acceptance N.V./SG Issuer	HSCEI R Bear CBBC Sep 2018 A	0.2500	10,788 per 10,000 units	10,688 per 10,000 units	2018/09/27	200,000,000	2017/05/19
60277	SGA Societe Generale Acceptance N.V./SG Issuer	HSCEI R Bear CBBC Oct 2018 A	0.2500	10,588 per 10,000 units	10,488 per 10,000 units	2018/10/30	200,000,000	2017/05/19
60297	SGA Societe Generale Acceptance N.V./SG Issuer	HSI R Bear CBBC Aug 2017 P	0.2500	25,288 per 10,000 units	25,188 per 10,000 units	2017/08/30	200,000,000	2017/05/19
60300	SGA Societe Generale Acceptance N.V./SG Issuer	HSI R Bear CBBC Sep 2017 T	0.2500	25,388 per 12,000 units	25,288 per 12,000 units	2017/09/28	200,000,000	2017/05/19
60361	UBS AG	HSCEI R Bull CBBC Sep 2018 A	0.2500	9,938 per 10,000 units	10,038 per 10,000 units	2018/09/27	100,000,000	2017/05/19
60362	UBS AG	HSI R Bull CBBC Aug 2018 T	0.2500	24,956 per 10,000 units	25,156 per 10,000 units	2018/08/30	200,000,000	2017/05/19
60335	UBS AG	HSI R Bear CBBC Aug 2017 F	0.2500	25,326 per 12,000 units	25,126 per 12,000 units	2017/08/30	250,000,000	2017/05/19
60355	UBS AG	HSI R Bear CBBC Sep 2017 G	0.2500	26,450 per 12,000 units	26,250 per 12,000 units	2017/09/28	250,000,000	2017/05/19
60357	UBS AG	HSI R Bear CBBC Sep 2017 H	0.2500	26,850 per 10,000 units	26,650 per 10,000 units	2017/09/28	200,000,000	2017/05/19
60359	UBS AG	HSI R Bear CBBC Sep 2017 I	0.2500	28,000 per 12,000 units	27,800 per 12,000 units	2017/09/28	250,000,000	2017/05/19
60338	UBS AG	Tencent R Bull CBBC Sep 2017 F	0.2500	251.48 per 100 units	253.98 per 100 units	2017/09/11	50,000,000	2017/05/19
60347	UBS AG	Tencent R Bull CBBC Sep 2017 G	0.2500	243.50 per 100 units	246 per 100 units	2017/09/18	50,000,000	2017/05/19
60351	UBS AG	Tencent R Bear CBBC Nov 2017 B	0.2500	276.80 per 100 units	274 per 100 units	2017/11/06	50,000,000	2017/05/19
60486	BNP Paribas Issuance B.V.	Ch Mob R Bull CBBC Aug 2018 A	0.2500	82.50 per 100 units	84 per 100 units	2018/08/30	50,000,000	2017/05/22
60490	BNP Paribas Issuance B.V.	HKEX R Bull CBBC Aug 2018 A	0.2500	191 per 100 units	193 per 100 units	2018/08/30	50,000,000	2017/05/22
60366	BNP Paribas Issuance B.V.	HSCEI R Bull CBBC Aug 2018 G	0.2500	10,100 per 10,000 units	10,200 per 10,000 units	2018/08/30	100,000,000	2017/05/22
60379	BNP Paribas Issuance B.V.	HSCEI R Bear CBBC Feb 2018 H	0.2500	10,500 per 10,000 units	10,400 per 10,000 units	2018/02/27	100,000,000	2017/05/22
60477	BNP Paribas Issuance B.V.	HSI R Bull CBBC Aug 2018 E	0.2500	25,100 per 10,000 units	25,300 per 10,000 units	2018/08/30	250,000,000	2017/05/22
60393	BNP Paribas Issuance B.V.	HSI R Bull CBBC Aug 2018 N	0.2500	24,900 per 10,000 units	25,100 per 10,000 units	2018/08/30	250,000,000	2017/05/22
60475	BNP Paribas Issuance B.V.	HSI R Bull CBBC Aug 2018 O	0.2500	25,000 per 10,000 units	25,200 per 10,000 units	2018/08/30	250,000,000	2017/05/22
60484	BNP Paribas Issuance B.V.	HSI R Bear CBBC Feb 2018 G	0.2500	27,700 per 10,000 units	27,500 per 10,000 units	2018/02/27	250,000,000	2017/05/22
60481	BNP Paribas Issuance B.V.	HSI R Bear CBBC Feb 2018 J	0.2500	26,900 per 10,000 units	26,700 per 10,000 units	2018/02/27	250,000,000	2017/05/22
60482	BNP Paribas Issuance B.V.	HSI R Bear CBBC Feb 2018 P	0.2500	27,000 per 10,000 units	26,800 per 10,000 units	2018/02/27	250,000,000	2017/05/22
60483	BNP Paribas Issuance B.V.	HSI R Bear CBBC Feb 2018 Q	0.2500	27,100 per 10,000 units	26,900 per 10,000 units	2018/02/27	250,000,000	2017/05/22
60396	BNP Paribas Issuance B.V.	HSI R Bear CBBC Feb 2018 Y	0.2500	25,500 per 10,000 units	25,300 per 10,000 units	2018/02/27	250,000,000	2017/05/22
60480	BNP Paribas Issuance B.V.	HSI R Bear CBBC Feb 2018 Z	0.2500	26,800 per 10,000 units	26,600 per 10,000 units	2018/02/27	250,000,000	2017/05/22
60487	BNP Paribas Issuance B.V.	Ping An R Bull CBBC Aug 2018 A	0.2500	41.90 per 100 units	42.50 per 100 units	2018/08/30	50,000,000	2017/05/22
60387	BNP Paribas Issuance B.V.	Tencent R Bull CBBC Jun 2018 D	0.2500	253 per 100 units	255 per 100 units	2018/06/28	40,000,000	2017/05/22
60391	BNP Paribas Issuance B.V.	Tencent R Bear CBBC Apr 2018 D	0.2500	262 per 100 units	260 per 100 units	2018/04/27	40,000,000	2017/05/22
60499	Credit Suisse AG	HSBC R Bull CBBC Jan 2018 D	0.2500	66.48 per 100 units	67.98 per 100 units	2018/01/19	50,000,000	2017/05/22
60495	Credit Suisse AG	HSI R Bull CBBC Feb 2018 C	0.2500	24,750 per 12,000 units	24,950 per 12,000 units	2018/02/27	200,000,000	2017/05/22
60506	Credit Suisse AG	HSI R Bull CBBC Feb 2018 T	0.2500	24,171 per 12,000 units	24,371 per 12,000 units	2018/02/27	200,000,000	2017/05/22
60505	Credit Suisse AG	HSI R Bull CBBC Mar 2018 G	0.2500	24,178 per 10,000 units	24,278 per 10,000 units	2018/03/28	150,000,000	2017/05/22
60494	Credit Suisse AG	HSI R Bear CBBC Sep 2017 W	0.2500	25,500 per 10,000 units	25,300 per 10,000 units	2017/09/28	200,000,000	2017/05/22
60497	Credit Suisse AG	HSI R Bear CBBC Sep 2017 X	0.2500	26,150 per 12,000 units	25,950 per 12,000 units	2017/09/28	200,000,000	2017/05/22

Newly listed callable bull/bear contracts (continued)

Code	Issuer	Name of issue	Issue prices (HK\$)	Strike price (HKD)/Strike level per 10 units	Call price (HKD)/Call level per 10 units	Expiry date	No. of issue (units)	Listing date
60464	The Bank of East Asia, Ltd.	AIA R Bull CBBC May 2018 A	0.2500	52.28 per 100 units	53.08 per 100 units	2018/05/08	40,000,000	2017/05/22
60456	The Bank of East Asia, Ltd.	Tencent R Bull CBBC May 2018 A	0.2500	250.88 per 100 units	253.08 per 100 units	2018/05/08	40,000,000	2017/05/22
60461	The Bank of East Asia, Ltd.	Tencent R Bull CBBC May 2018 B	0.2500	255.08 per 100 units	257.28 per 100 units	2018/05/08	40,000,000	2017/05/22
60469	The Bank of East Asia, Ltd.	Tencent R Bear CBBC Apr 2018 B	0.2500	273.08 per 100 units	270.28 per 100 units	2018/04/06	40,000,000	2017/05/22
60537	Goldman Sachs Structured Products (Asia) Ltd.	HSI R Bull CBBC Mar 2018 D	0.2500	25,271 per 10,000 units	25,371 per 10,000 units	2018/03/28	200,000,000	2017/05/22
60539	Goldman Sachs Structured Products (Asia) Ltd.	HSI R Bull CBBC Mar 2018 E	0.2500	25,050 per 12,000 units	25,200 per 12,000 units	2018/03/28	200,000,000	2017/05/22
60397	Goldman Sachs Structured Products (Asia) Ltd.	HSI R Bear CBBC Aug 2017 X	0.2500	25,450 per 12,000 units	25,300 per 12,000 units	2017/08/30	200,000,000	2017/05/22
60447	Hongkong and Shanghai Banking Corporation Ltd., The	ABC R Bull CBBC Aug 2018 B	0.2500	3.4000	3.4800	2018/08/27	50,000,000	2017/05/22
60431	Hongkong and Shanghai Banking Corporation Ltd., The	AIA R Bull CBBC Mar 2018 A	0.2500	52.68 per 100 units	53.28 per 100 units	2018/03/19	60,000,000	2017/05/22
60429	Hongkong and Shanghai Banking Corporation Ltd., The	AIA R Bull CBBC Apr 2018 A	0.2500	50.68 per 100 units	51.28 per 100 units	2018/04/09	60,000,000	2017/05/22
60427	Hongkong and Shanghai Banking Corporation Ltd., The	AIA R Bull CBBC Jul 2018 A	0.2500	48.68 per 100 units	49.28 per 100 units	2018/07/16	60,000,000	2017/05/22
60403	Hongkong and Shanghai Banking Corporation Ltd., The	AIA R Bear CBBC Mar 2018 C	0.2500	57.98 per 100 units	57.38 per 100 units	2018/03/19	40,000,000	2017/05/22
60404	Hongkong and Shanghai Banking Corporation Ltd., The	AIA R Bear CBBC Jul 2018 A	0.2500	60.48 per 100 units	59.88 per 100 units	2018/07/16	40,000,000	2017/05/22
60451	Hongkong and Shanghai Banking Corporation Ltd., The	CC Bank R Bull CBBC Aug 2018 A	0.2500	6.1600	6.2600	2018/08/27	50,000,000	2017/05/22
60422	Hongkong and Shanghai Banking Corporation Ltd., The	CSOP A50 ETF R Bull CBBC Jun 2018 A	0.2500	11.4600	11.5600	2018/06/25	50,000,000	2017/05/22
60413	Hongkong and Shanghai Banking Corporation Ltd., The	HSI R Bull CBBC Aug 2018 C	0.2500	24,998 per 20,000 units	25,198 per 20,000 units	2018/08/30	150,000,000	2017/05/22
60414	Hongkong and Shanghai Banking Corporation Ltd., The	HSI R Bull CBBC Aug 2018 D	0.2500	25,148 per 15,000 units	25,298 per 15,000 units	2018/08/30	100,000,000	2017/05/22
60416	Hongkong and Shanghai Banking Corporation Ltd., The	HSI R Bear CBBC Aug 2018 B	0.2500	27,238 per 15,000 units	27,088 per 15,000 units	2018/08/30	100,000,000	2017/05/22
60417	Hongkong and Shanghai Banking Corporation Ltd., The	HSI R Bear CBBC Aug 2018 C	0.2500	27,338 per 15,000 units	27,188 per 15,000 units	2018/08/30	100,000,000	2017/05/22
60450	Hongkong and Shanghai Banking Corporation Ltd., The	Tencent R Bull CBBC Jul 2018 E	0.2500	256.88 per 100 units	258.88 per 100 units	2018/07/23	60,000,000	2017/05/22
60566	J.P. Morgan Structured Products B.V.	China Mobile R Bull CBBC Jul 2018 A	0.2500	81.38 per 100 units	82.88 per 100 units	2018/07/20	100,000,000	2017/05/22
60545	J.P. Morgan Structured Products B.V.	CUni R Bull CBBC Jul 2018 A	0.2500	9.8800	10.0800	2018/07/20	80,000,000	2017/05/22
60554	J.P. Morgan Structured Products B.V.	CC Bank R Bull CBBC Aug 2018 A	0.2500	6.0200	6.1200	2018/08/17	150,000,000	2017/05/22
60558	J.P. Morgan Structured Products B.V.	HKEX R Bull CBBC Jun 2018 B	0.2500	192.88 per 100 units	194.88 per 100 units	2018/06/15	40,000,000	2017/05/22
60555	J.P. Morgan Structured Products B.V.	HSBC R Bull CBBC Jul 2018 A	0.2500	65.38 per 100 units	66.88 per 100 units	2018/07/20	100,000,000	2017/05/22
60576	J.P. Morgan Structured Products B.V.	HSCEI R Bull CBBC Aug 2018 A	0.2500	10,100 per 10,000 units	10,200 per 10,000 units	2018/08/30	100,000,000	2017/05/22
60568	J.P. Morgan Structured Products B.V.	HSI R Bull CBBC Mar 2018 Z	0.2500	25,000 per 10,000 units	25,200 per 10,000 units	2018/03/28	200,000,000	2017/05/22
60567	J.P. Morgan Structured Products B.V.	HSI R Bull CBBC Aug 2018 P	0.2500	25,271 per 10,000 units	25,371 per 10,000 units	2018/08/30	200,000,000	2017/05/22
60542	J.P. Morgan Structured Products B.V.	HSI R Bear CBBC Aug 2017 E	0.2500	25,348 per 10,000 units	25,248 per 10,000 units	2017/08/30	200,000,000	2017/05/22
60574	J.P. Morgan Structured Products B.V.	HSI R Bear CBBC Dec 2017 C	0.2500	26,648 per 10,000 units	26,548 per 10,000 units	2017/12/28	200,000,000	2017/05/22
60575	J.P. Morgan Structured Products B.V.	HSI R Bear CBBC Jan 2018 G	0.2500	27,100 per 10,000 units	26,900 per 10,000 units	2018/01/30	200,000,000	2017/05/22
60544	J.P. Morgan Structured Products B.V.	Tencent R Bull CBBC Nov 2017 R	0.2500	253.88 per 100 units	255.88 per 100 units	2017/11/17	40,000,000	2017/05/22
60439	Macquarie Bank Ltd.	Tencent R Bull CBBC Dec 2017 C	0.2500	247.88 per 100 units	249.88 per 100 units	2017/12/29	40,000,000	2017/05/22
60436	Macquarie Bank Ltd.	Tencent R Bear CBBC Dec 2017 C	0.3710	282.88 per 100 units	280.18 per 100 units	2017/12/29	27,000,000	2017/05/22
60534	SGA Societe Generale Acceptance N.V./SG Issuer	HSI R Bull CBBC Oct 2018 M	0.2500	25,058 per 12,000 units	25,158 per 12,000 units	2018/10/30	200,000,000	2017/05/22
60535	SGA Societe Generale Acceptance N.V./SG Issuer	HSI R Bull CBBC Oct 2018 N	0.2500	25,158 per 12,000 units	25,358 per 12,000 units	2018/10/30	200,000,000	2017/05/22
60536	SGA Societe Generale Acceptance N.V./SG Issuer	HSI R Bull CBBC Nov 2018 E	0.2500	25,208 per 10,000 units	25,308 per 10,000 units	2018/11/29	200,000,000	2017/05/22
60530	SGA Societe Generale Acceptance N.V./SG Issuer	HSI R Bear CBBC Aug 2017 H	0.2500	26,488 per 10,000 units	26,388 per 10,000 units	2017/08/30	200,000,000	2017/05/22
60528	SGA Societe Generale Acceptance N.V./SG Issuer	HSI R Bear CBBC Aug 2017 T	0.2500	25,638 per 10,000 units	25,438 per 10,000 units	2017/08/30	200,000,000	2017/05/22
60531	SGA Societe Generale Acceptance N.V./SG Issuer	HSI R Bear CBBC Sep 2017 U	0.2500	25,588 per 12,000 units	25,388 per 12,000 units	2017/09/28	200,000,000	2017/05/22
60532	SGA Societe Generale Acceptance N.V./SG Issuer	HSI R Bear CBBC Sep 2017 V	0.2500	26,588 per 10,000 units	26,488 per 10,000 units	2017/09/28	200,000,000	2017/05/22
60533	SGA Societe Generale Acceptance N.V./SG Issuer	HSI R Bear CBBC Oct 2017 G	0.2500	28,038 per 12,000 units	27,938 per 12,000 units	2017/10/30	200,000,000	2017/05/22
60510	UBS AG	HSI R Bull CBBC Mar 2018 A	0.2500	25,271 per 10,000 units	25,371 per 10,000 units	2018/03/28	200,000,000	2017/05/22

Newly listed callable bull/bear contracts (continued)

Code	Issuer	Name of issue	Issue prices (HK\$)	Strike price (HKD)/Strike level per 10 units	Call price (HKD)/Call level per 10 units	Expiry date	No. of issue (units)	Listing date
60511	UBS AG	HSI R Bull CBBC Sep 2018 E	0.2500	25,000 per 12,000 units	25,200 per 12,000 units	2018/09/27	250,000,000	2017/05/22
60517	UBS AG	HSI R Bull CBBC Sep 2018 F	0.2500	24,750 per 10,000 units	24,950 per 10,000 units	2018/09/27	200,000,000	2017/05/22
60508	UBS AG	HSI R Bear CBBC Aug 2017 G	0.2500	25,450 per 10,000 units	25,250 per 10,000 units	2017/08/30	200,000,000	2017/05/22
60509	UBS AG	HSI R Bear CBBC Aug 2017 I	0.2500	25,450 per 10,000 units	25,350 per 10,000 units	2017/08/30	200,000,000	2017/05/22
60524	UBS AG	Tencent R Bull CBBC Sep 2017 H	0.2500	248.50 per 100 units	251 per 100 units	2017/09/25	50,000,000	2017/05/22
60518	UBS AG	Tencent R Bear CBBC Oct 2017 B	0.2500	268.80 per 100 units	266 per 100 units	2017/10/23	50,000,000	2017/05/22
60582	BNP Paribas Issuance B.V.	HSCEI R Bull CBBC Aug 2018 H	0.2500	10,300 per 10,000 units	10,400 per 10,000 units	2018/08/30	100,000,000	2017/05/23
60581	BNP Paribas Issuance B.V.	HSI R Bear CBBC Feb 2018 D	0.2500	25,600 per 10,000 units	25,400 per 10,000 units	2018/02/27	250,000,000	2017/05/23
60606	Credit Suisse AG	China Mobile R Bull CBBC Feb 2018 A	0.2500	83.18 per 100 units	84.38 per 100 units	2018/02/02	50,000,000	2017/05/23
60604	Credit Suisse AG	China Shenhua R Bull CBBC Feb 2018 A	0.2500	17.4800	17.9800	2018/02/01	50,000,000	2017/05/23
60608	Credit Suisse AG	Galaxy Ent R Bear CBBC Jan 2018 A	0.2500	46.18 per 100 units	45.38 per 100 units	2018/01/12	50,000,000	2017/05/23
60591	Credit Suisse AG	HSI R Bull CBBC Mar 2018 H	0.2500	25,271 per 10,000 units	25,371 per 10,000 units	2018/03/28	150,000,000	2017/05/23
60592	Credit Suisse AG	HSI R Bull CBBC Apr 2018 A	0.2500	25,100 per 10,000 units	25,300 per 10,000 units	2018/04/27	200,000,000	2017/05/23
60593	Credit Suisse AG	HSI R Bull CBBC May 2018 B	0.2500	25,000 per 10,000 units	25,200 per 10,000 units	2018/05/30	200,000,000	2017/05/23
60594	Credit Suisse AG	HSI R Bull CBBC Aug 2018 Z	0.2500	24,398 per 10,000 units	24,698 per 10,000 units	2018/08/30	200,000,000	2017/05/23
60613	Credit Suisse AG	HSI R Bear CBBC Sep 2017 A	0.2500	27,100 per 10,000 units	26,900 per 10,000 units	2017/09/28	200,000,000	2017/05/23
60600	Credit Suisse AG	HSI R Bear CBBC Sep 2017 Y	0.2500	25,550 per 12,000 units	25,350 per 12,000 units	2017/09/28	200,000,000	2017/05/23
60611	Credit Suisse AG	HSI R Bear CBBC Sep 2017 Z	0.2500	27,200 per 10,000 units	27,000 per 10,000 units	2017/09/28	200,000,000	2017/05/23
60599	Credit Suisse AG	HSI R Bear CBBC Nov 2017 D	0.2500	26,338 per 10,000 units	26,038 per 10,000 units	2017/11/29	200,000,000	2017/05/23
60650	Goldman Sachs Structured Products (Asia) Ltd.	HSI R Bull CBBC Aug 2018 B	0.2500	25,200 per 10,000 units	25,300 per 10,000 units	2018/08/30	200,000,000	2017/05/23
60589	Goldman Sachs Structured Products (Asia) Ltd.	HSI R Bear CBBC Aug 2017 Y	0.2500	25,450 per 10,000 units	25,350 per 10,000 units	2017/08/30	200,000,000	2017/05/23
60590	Goldman Sachs Structured Products (Asia) Ltd.	HSI R Bear CBBC Sep 2017 F	0.2500	26,100 per 12,000 units	26,000 per 12,000 units	2017/09/28	200,000,000	2017/05/23
60584	Hongkong and Shanghai Banking Corporation Ltd., The	Sinopec Corp R Bull CBBC Apr 2018 A	0.2500	5.9300	6.0800	2018/04/09	50,000,000	2017/05/23
60586	Hongkong and Shanghai Banking Corporation Ltd., The	HSCEI R Bull CBBC Aug 2018 A	0.2500	10,138 per 10,000 units	10,238 per 10,000 units	2018/08/30	60,000,000	2017/05/23
60588	Hongkong and Shanghai Banking Corporation Ltd., The	HSI R Bear CBBC Aug 2018 D	0.2500	28,238 per 20,000 units	28,038 per 20,000 units	2018/08/30	150,000,000	2017/05/23
60624	J.P. Morgan Structured Products B.V.	China Mobile R Bull CBBC May 2018 A	0.2500	83.68 per 100 units	84.88 per 100 units	2018/05/18	100,000,000	2017/05/23
60631	J.P. Morgan Structured Products B.V.	China Mobile R Bear CBBC May 2018 A	0.2500	91.28 per 100 units	90.08 per 100 units	2018/05/18	100,000,000	2017/05/23
60636	J.P. Morgan Structured Products B.V.	Galaxy Ent R Bear CBBC Jan 2018 A	0.2500	44.88 per 100 units	44.08 per 100 units	2018/01/19	150,000,000	2017/05/23
60614	J.P. Morgan Structured Products B.V.	HSI R Bull CBBC Apr 2018 K	0.2500	25,100 per 10,000 units	25,300 per 10,000 units	2018/04/27	200,000,000	2017/05/23
60621	J.P. Morgan Structured Products B.V.	HSI R Bear CBBC Aug 2017 F	0.2500	25,448 per 10,000 units	25,348 per 10,000 units	2017/08/30	200,000,000	2017/05/23
60645	J.P. Morgan Structured Products B.V.	HSI R Bear CBBC Nov 2017 A	0.2500	26,748 per 10,000 units	26,648 per 10,000 units	2017/11/29	200,000,000	2017/05/23
60638	J.P. Morgan Structured Products B.V.	Ping An R Bull CBBC May 2018 C	0.2500	44.28 per 100 units	44.88 per 100 units	2018/05/18	150,000,000	2017/05/23
60649	SGA Societe Generale Acceptance N.V./SG Issuer	HSI R Bull CBBC Oct 2018 O	0.2500	25,158 per 12,000 units	25,258 per 12,000 units	2018/10/30	200,000,000	2017/05/23
60647	SGA Societe Generale Acceptance N.V./SG Issuer	HSI R Bear CBBC Aug 2017 U	0.2500	25,438 per 12,000 units	25,338 per 12,000 units	2017/08/30	200,000,000	2017/05/23
60668	UBS AG	HSBC R Bear CBBC Nov 2017 B	0.2500	76.50 per 100 units	75 per 100 units	2017/11/20	40,000,000	2017/05/23
60672	UBS AG	HSCEI R Bear CBBC Sep 2017 A	0.2500	11,438 per 10,000 units	11,338 per 10,000 units	2017/09/28	100,000,000	2017/05/23
60651	UBS AG	HSI R Bull CBBC Jul 2018 K	0.2500	25,150 per 12,000 units	25,350 per 12,000 units	2018/07/30	250,000,000	2017/05/23
60674	UBS AG	HSI R Bear CBBC Aug 2017 J	0.2500	26,650 per 10,000 units	26,450 per 10,000 units	2017/08/30	200,000,000	2017/05/23
60675	UBS AG	HSI R Bear CBBC Aug 2017 K	0.2500	27,250 per 10,000 units	27,150 per 10,000 units	2017/08/30	200,000,000	2017/05/23
60678	UBS AG	HSI R Bear CBBC Aug 2017 L	0.2500	25,509 per 12,000 units	25,309 per 12,000 units	2017/08/30	250,000,000	2017/05/23
60656	UBS AG	Tencent R Bull CBBC Nov 2017 I	0.2500	254.48 per 100 units	256.98 per 100 units	2017/11/06	50,000,000	2017/05/23
60661	UBS AG	Tencent R Bear CBBC Dec 2017 D	0.2600	284.80 per 100 units	282 per 100 units	2017/12/18	50,000,000	2017/05/23
60766	Credit Suisse AG	BOCL R Bull CBBC Dec 2018 A	0.2500	3.6500	3.7300	2018/12/28	50,000,000	2017/05/24

Newly listed callable bull/bear contracts (continued)

Code	Issuer	Name of issue	Issue prices (HK\$)	Strike price (HKD)/Strike level per 10 units	Call price (HKD)/Call level per 10 units	Expiry date	No. of issue (units)	Listing date
60751	Credit Suisse AG	HSI R Bull CBBC Feb 2018 F	0.2500	25,050 per 12,000 units	25,250 per 12,000 units	2018/02/27	200,000,000	2017/05/24
60749	Credit Suisse AG	HSI R Bull CBBC Feb 2018 U	0.2500	25,135 per 12,000 units	25,335 per 12,000 units	2018/02/27	200,000,000	2017/05/24
60752	Credit Suisse AG	HSI R Bear CBBC Aug 2017 Z	0.2500	25,489 per 15,000 units	25,269 per 15,000 units	2017/08/30	300,000,000	2017/05/24
60754	Credit Suisse AG	HSI R Bear CBBC Sep 2017 B	0.2500	25,600 per 10,000 units	25,400 per 10,000 units	2017/09/28	200,000,000	2017/05/24
60756	Credit Suisse AG	Tencent R Bull CBBC Feb 2018 F	0.2500	257.28 per 100 units	259.28 per 100 units	2018/02/07	50,000,000	2017/05/24
60785	Goldman Sachs Structured Products (Asia) Ltd.	HSI R Bear CBBC Sep 2017 G	0.2500	26,700 per 10,000 units	26,600 per 10,000 units	2017/09/28	200,000,000	2017/05/24
60786	Goldman Sachs Structured Products (Asia) Ltd.	HSI R Bear CBBC Sep 2017 H	0.2500	27,100 per 10,000 units	27,000 per 10,000 units	2017/09/28	200,000,000	2017/05/24
60739	Hongkong and Shanghai Banking Corporation Ltd., The	HSI R Bear CBBC Apr 2018 E	0.2500	25,438 per 15,000 units	25,288 per 15,000 units	2018/04/27	100,000,000	2017/05/24
60741	Hongkong and Shanghai Banking Corporation Ltd., The	HSI R Bear CBBC Apr 2018 F	0.2500	25,538 per 15,000 units	25,388 per 15,000 units	2018/04/27	100,000,000	2017/05/24
60742	Hongkong and Shanghai Banking Corporation Ltd., The	Ping An R Bear CBBC Aug 2018 B	0.2500	54.48 per 100 units	53.88 per 100 units	2018/08/13	40,000,000	2017/05/24
60736	Hongkong and Shanghai Banking Corporation Ltd., The	Tencent R Bear CBBC Mar 2018 C	0.2500	263.88 per 100 units	261.88 per 100 units	2018/03/19	50,000,000	2017/05/24
60729	Haitong International Securities Co. Ltd.	China Mobile R Bull CBBC Nov 2017 B	0.2500	82.38 per 100 units	83.38 per 100 units	2017/11/03	50,000,000	2017/05/24
60734	Haitong International Securities Co. Ltd.	CNOOC R Bull CBBC Nov 2017 A	0.2500	8.5800	8.7800	2017/11/24	40,000,000	2017/05/24
60735	Haitong International Securities Co. Ltd.	Sinopec Corp R Bull CBBC Nov 2017 A	0.2500	5.9500	6.0800	2017/11/23	60,000,000	2017/05/24
60748	Haitong International Securities Co. Ltd.	Great Wall Motor R Bull CBBC Nov 2017 A	0.2500	7.2800	7.5800	2017/11/28	60,000,000	2017/05/24
60726	Haitong International Securities Co. Ltd.	HSBC R Bull CBBC Nov 2017 C	0.2500	63.50 per 100 units	64.88 per 100 units	2017/11/30	60,000,000	2017/05/24
60730	Haitong International Securities Co. Ltd.	HSBC R Bull CBBC Nov 2017 D	0.2500	65.50 per 100 units	66.88 per 100 units	2017/11/30	60,000,000	2017/05/24
60733	Haitong International Securities Co. Ltd.	PetCh R Bull CBBC Nov 2017 A	0.2500	4.9000	5.0800	2017/11/23	60,000,000	2017/05/24
60711	Haitong International Securities Co. Ltd.	Tencent R Bull CBBC Dec 2017 A	0.2500	236 per 100 units	238.80 per 100 units	2017/12/05	40,000,000	2017/05/24
60713	Haitong International Securities Co. Ltd.	Tencent R Bull CBBC Dec 2017 B	0.2500	246 per 100 units	248.80 per 100 units	2017/12/06	40,000,000	2017/05/24
60718	Haitong International Securities Co. Ltd.	Tencent R Bear CBBC Dec 2017 A	0.2500	269.38 per 100 units	266.80 per 100 units	2017/12/06	40,000,000	2017/05/24
60779	J.P. Morgan Structured Products B.V.	HSI R Bull CBBC Apr 2018 L	0.2500	25,158 per 10,000 units	25,258 per 10,000 units	2018/04/27	200,000,000	2017/05/24
60782	J.P. Morgan Structured Products B.V.	HSI R Bear CBBC Aug 2017 G	0.2500	25,500 per 10,000 units	25,300 per 10,000 units	2017/08/30	200,000,000	2017/05/24
60783	J.P. Morgan Structured Products B.V.	HSI R Bear CBBC Jan 2018 H	0.2500	27,300 per 10,000 units	27,100 per 10,000 units	2018/01/30	200,000,000	2017/05/24
60771	Macquarie Bank Ltd.	HSI R Bull CBBC Jun 2018 A	0.2500	24,458 per 10,000 units	24,608 per 10,000 units	2018/06/28	40,000,000	2017/05/24
60772	Macquarie Bank Ltd.	HSI R Bull CBBC Jun 2018 B	0.2500	24,258 per 10,000 units	24,408 per 10,000 units	2018/06/28	40,000,000	2017/05/24
60767	Macquarie Bank Ltd.	HSI R Bear CBBC Jun 2018 C	0.2500	25,938 per 10,000 units	25,788 per 10,000 units	2018/06/28	40,000,000	2017/05/24
60770	Macquarie Bank Ltd.	HSI R Bear CBBC Jun 2018 D	0.2500	26,138 per 10,000 units	25,988 per 10,000 units	2018/06/28	40,000,000	2017/05/24
60679	SGA Societe Generale Acceptance N.V./SG Issuer	ABC R Bull CBBC Mar 2018 A	0.2500	3.2000	3.2800	2018/03/28	40,000,000	2017/05/24
60680	SGA Societe Generale Acceptance N.V./SG Issuer	ABC R Bull CBBC Apr 2018 A	0.2500	3.4000	3.4800	2018/04/27	40,000,000	2017/05/24
60684	SGA Societe Generale Acceptance N.V./SG Issuer	BOCL R Bull CBBC Feb 2018 B	0.2500	3.4000	3.4800	2018/02/27	40,000,000	2017/05/24
60685	SGA Societe Generale Acceptance N.V./SG Issuer	BOCL R Bull CBBC Mar 2018 A	0.2500	3.6000	3.6800	2018/03/28	40,000,000	2017/05/24
60681	SGA Societe Generale Acceptance N.V./SG Issuer	BOCL R Bear CBBC Jan 2018 A	0.2500	4.1600	4.0800	2018/01/30	40,000,000	2017/05/24
60691	SGA Societe Generale Acceptance N.V./SG Issuer	CMob R Bull CBBC Feb 2018 A	0.2500	83.10 per 100 units	84.10 per 100 units	2018/02/27	100,000,000	2017/05/24
60743	SGA Societe Generale Acceptance N.V./SG Issuer	CSA50 R Bull CBBC Feb 2018 C	0.2500	11.3800	11.4800	2018/02/27	40,000,000	2017/05/24
60692	SGA Societe Generale Acceptance N.V./SG Issuer	HKEX R Bull CBBC Feb 2018 D	0.2500	193.12 per 100 units	195.10 per 100 units	2018/02/27	100,000,000	2017/05/24
60698	SGA Societe Generale Acceptance N.V./SG Issuer	HKEX R Bull CBBC Mar 2018 B	0.2500	190.12 per 100 units	192.10 per 100 units	2018/03/28	100,000,000	2017/05/24
60702	SGA Societe Generale Acceptance N.V./SG Issuer	HSBC R Bull CBBC Feb 2018 A	0.2500	64.05 per 100 units	65.05 per 100 units	2018/02/27	100,000,000	2017/05/24
60790	SGA Societe Generale Acceptance N.V./SG Issuer	HSI R Bull CBBC Oct 2018 P	0.2500	25,108 per 10,000 units	25,208 per 10,000 units	2018/10/30	200,000,000	2017/05/24
60703	SGA Societe Generale Acceptance N.V./SG Issuer	ICBC R Bear CBBC Nov 2017 A	0.2500	5.9800	5.8800	2017/11/29	40,000,000	2017/05/24
60704	SGA Societe Generale Acceptance N.V./SG Issuer	Lenovo R Bull CBBC Feb 2018 B	0.2500	4.6300	4.7800	2018/02/27	40,000,000	2017/05/24
60706	SGA Societe Generale Acceptance N.V./SG Issuer	PICC P&C R Bull CBBC Feb 2018 A	0.2500	11.6800	12.0800	2018/02/27	40,000,000	2017/05/24
60707	SGA Societe Generale Acceptance N.V./SG Issuer	Tencent R Bull CBBC Feb 2018 G	0.2500	256.70 per 100 units	258.20 per 100 units	2018/02/27	100,000,000	2017/05/24

Newly listed callable bull/bear contracts (continued)

Code	Issuer	Name of issue	Issue prices (HK\$)	Strike price (HKD)/Strike level per 10 units	Call price (HKD)/Call level per 10 units	Expiry date	No. of issue (units)	Listing date
60709	SGA Societe Generale Acceptance N.V./SG Issuer	Tencent R Bull CBBC Mar 2018 F	0.2500	253.70 per 100 units	255.20 per 100 units	2018/03/28	100,000,000	2017/05/24
60773	UBS AG	HSI R Bull CBBC Feb 2018 J	0.2500	25,100 per 10,000 units	25,300 per 10,000 units	2018/02/27	200,000,000	2017/05/24
60776	UBS AG	HSI R Bear CBBC Aug 2017 M	0.2500	25,600 per 12,000 units	25,400 per 12,000 units	2017/08/30	250,000,000	2017/05/24
60865	Credit Suisse AG	HSI R Bull CBBC Mar 2018 I	0.2500	25,078 per 10,000 units	25,178 per 10,000 units	2018/03/28	150,000,000	2017/05/25
60866	Credit Suisse AG	HSI R Bull CBBC Apr 2018 B	0.2500	24,700 per 10,000 units	24,900 per 10,000 units	2018/04/27	200,000,000	2017/05/25
60869	Credit Suisse AG	HSI R Bear CBBC Aug 2017 B	0.2500	25,450 per 12,000 units	25,250 per 12,000 units	2017/08/30	200,000,000	2017/05/25
60870	Credit Suisse AG	HSI R Bear CBBC Aug 2017 C	0.2500	25,337 per 10,000 units	25,137 per 10,000 units	2017/08/30	200,000,000	2017/05/25
60867	Credit Suisse AG	Tencent R Bull CBBC Jan 2018 O	0.2500	261.28 per 100 units	263.28 per 100 units	2018/01/12	50,000,000	2017/05/25
60868	Credit Suisse AG	Tencent R Bear CBBC Dec 2017 E	0.3600	296.78 per 100 units	294.28 per 100 units	2017/12/15	50,000,000	2017/05/25
60860	Goldman Sachs Structured Products (Asia) Ltd.	HSI R Bull CBBC Aug 2018 C	0.2500	25,000 per 10,000 units	25,100 per 10,000 units	2018/08/30	200,000,000	2017/05/25
60863	Goldman Sachs Structured Products (Asia) Ltd.	HSI R Bear CBBC Aug 2017 Z	0.2500	25,237 per 10,000 units	25,137 per 10,000 units	2017/08/30	200,000,000	2017/05/25
60792	Hongkong and Shanghai Banking Corporation Ltd., The	Sands China R Bear CBBC Mar 2018 A	0.2500	36.18 per 100 units	35.38 per 100 units	2018/03/19	40,000,000	2017/05/25
60802	Hongkong and Shanghai Banking Corporation Ltd., The	Tencent R Bull CBBC Mar 2018 N	0.2500	266.88 per 100 units	268.88 per 100 units	2018/03/19	60,000,000	2017/05/25
60809	Hongkong and Shanghai Banking Corporation Ltd., The	Tencent R Bull CBBC Apr 2018 N	0.2500	262.88 per 100 units	264.88 per 100 units	2018/04/23	60,000,000	2017/05/25
60810	Hongkong and Shanghai Banking Corporation Ltd., The	Tencent R Bull CBBC Apr 2018 O	0.2500	264.88 per 100 units	266.88 per 100 units	2018/04/09	60,000,000	2017/05/25
60798	Hongkong and Shanghai Banking Corporation Ltd., The	Tencent R Bull CBBC Jul 2018 F	0.3000	242.88 per 100 units	244.88 per 100 units	2018/07/23	60,000,000	2017/05/25
60803	Hongkong and Shanghai Banking Corporation Ltd., The	Tencent R Bull CBBC Jul 2018 G	0.2500	258.88 per 100 units	260.88 per 100 units	2018/07/16	60,000,000	2017/05/25
60807	Hongkong and Shanghai Banking Corporation Ltd., The	Tencent R Bull CBBC Jul 2018 H	0.2500	260.88 per 100 units	262.88 per 100 units	2018/07/03	60,000,000	2017/05/25
60794	Hongkong and Shanghai Banking Corporation Ltd., The	Tencent R Bear CBBC Jul 2018 D	0.2500	273.88 per 100 units	271.88 per 100 units	2018/07/03	50,000,000	2017/05/25
60796	Hongkong and Shanghai Banking Corporation Ltd., The	Tencent R Bear CBBC Oct 2018 B	0.4000	303.38 per 100 units	300.88 per 100 units	2018/10/15	50,000,000	2017/05/25
60848	J.P. Morgan Structured Products B.V.	HSBC R Bear CBBC Jan 2018 A	0.2500	70.58 per 100 units	69.08 per 100 units	2018/01/19	100,000,000	2017/05/25
60837	J.P. Morgan Structured Products B.V.	HSI R Bull CBBC Aug 2018 Q	0.2500	24,900 per 10,000 units	25,100 per 10,000 units	2018/08/30	200,000,000	2017/05/25
60849	J.P. Morgan Structured Products B.V.	HSI R Bear CBBC Aug 2017 H	0.2500	25,237 per 10,000 units	25,137 per 10,000 units	2017/08/30	200,000,000	2017/05/25
60850	J.P. Morgan Structured Products B.V.	HSI R Bear CBBC Aug 2017 I	0.2500	25,600 per 10,000 units	25,400 per 10,000 units	2017/08/30	200,000,000	2017/05/25
60843	J.P. Morgan Structured Products B.V.	Tencent R Bull CBBC Sep 2017 K	0.2500	267.88 per 100 units	269.88 per 100 units	2017/09/15	40,000,000	2017/05/25
60845	J.P. Morgan Structured Products B.V.	Tencent R Bull CBBC Oct 2017 O	0.2500	263.88 per 100 units	265.88 per 100 units	2017/10/20	40,000,000	2017/05/25
60846	J.P. Morgan Structured Products B.V.	Tencent R Bull CBBC Nov 2017 S	0.2500	259.88 per 100 units	261.88 per 100 units	2017/11/17	40,000,000	2017/05/25
60839	J.P. Morgan Structured Products B.V.	Tencent R Bear CBBC Apr 2018 G	0.2500	270.88 per 100 units	268.08 per 100 units	2018/04/20	40,000,000	2017/05/25
60847	J.P. Morgan Structured Products B.V.	Tencent R Bear CBBC Apr 2018 H	0.3500	296.88 per 100 units	294.08 per 100 units	2018/04/20	40,000,000	2017/05/25
60857	SGA Societe Generale Acceptance N.V./SG Issuer	HSI R Bull CBBC Oct 2018 D	0.2500	25,008 per 10,000 units	25,108 per 10,000 units	2018/10/30	200,000,000	2017/05/25
60859	SGA Societe Generale Acceptance N.V./SG Issuer	HSI R Bull CBBC Nov 2018 F	0.2500	24,858 per 12,000 units	25,058 per 12,000 units	2018/11/29	200,000,000	2017/05/25
60854	SGA Societe Generale Acceptance N.V./SG Issuer	HSI R Bear CBBC Aug 2017 X	0.2500	25,338 per 12,000 units	25,138 per 12,000 units	2017/08/30	200,000,000	2017/05/25
60855	SGA Societe Generale Acceptance N.V./SG Issuer	HSI R Bear CBBC Sep 2017 W	0.2500	25,338 per 10,000 units	25,238 per 10,000 units	2017/09/28	200,000,000	2017/05/25
60829	SGA Societe Generale Acceptance N.V./SG Issuer	Tencent R Bull CBBC Feb 2018 H	0.2500	262.70 per 100 units	264.20 per 100 units	2018/02/27	100,000,000	2017/05/25
60831	SGA Societe Generale Acceptance N.V./SG Issuer	Tencent R Bull CBBC Mar 2018 G	0.2500	259.70 per 100 units	261.20 per 100 units	2018/03/28	100,000,000	2017/05/25
60836	SGA Societe Generale Acceptance N.V./SG Issuer	Tencent R Bull CBBC Mar 2018 H	0.2500	265.70 per 100 units	267.20 per 100 units	2018/03/28	100,000,000	2017/05/25
60822	SGA Societe Generale Acceptance N.V./SG Issuer	Tencent R Bear CBBC Nov 2017 E	0.2500	287.80 per 100 units	285.80 per 100 units	2017/11/29	100,000,000	2017/05/25
60823	SGA Societe Generale Acceptance N.V./SG Issuer	Tencent R Bear CBBC Nov 2017 F	0.2900	297.80 per 100 units	295.80 per 100 units	2017/11/29	100,000,000	2017/05/25
60826	SGA Societe Generale Acceptance N.V./SG Issuer	Tencent R Bear CBBC Dec 2017 B	0.2500	292.80 per 100 units	290.80 per 100 units	2017/12/28	100,000,000	2017/05/25
60871	UBS AG	HSI R Bull CBBC Jul 2018 L	0.2500	25,150 per 10,000 units	25,250 per 10,000 units	2018/07/30	200,000,000	2017/05/25
60873	UBS AG	HSI R Bull CBBC Aug 2018 U	0.2500	25,000 per 10,000 units	25,100 per 10,000 units	2018/08/30	200,000,000	2017/05/25
60884	UBS AG	HSI R Bear CBBC Aug 2017 N	0.2500	25,250 per 10,000 units	25,150 per 10,000 units	2017/08/30	200,000,000	2017/05/25
60879	UBS AG	Tencent R Bull CBBC Nov 2017 J	0.2500	261.48 per 100 units	263.98 per 100 units	2017/11/13	50,000,000	2017/05/25

Newly listed callable bull/bear contracts (continued)

Code	Issuer	Name of issue	Issue prices (HK\$)	Strike price (HKD)/Strike level per 10 units	Call price (HKD)/Call level per 10 units	Expiry date	No. of issue (units)	Listing date
60878	UBS AG	Tencent R Bull CBBC Dec 2017 F	0.2500	257.98 per 100 units	259.98 per 100 units	2017/12/11	40,000,000	2017/05/25
60882	UBS AG	Tencent R Bull CBBC Dec 2017 G	0.2500	265.48 per 100 units	267.98 per 100 units	2017/12/04	50,000,000	2017/05/25
60875	UBS AG	Tencent R Bear CBBC Dec 2017 E	0.2500	272.80 per 100 units	270 per 100 units	2017/12/18	50,000,000	2017/05/25
60876	UBS AG	Tencent R Bear CBBC Jan 2018 A	0.2500	288.80 per 100 units	286 per 100 units	2018/01/08	50,000,000	2017/05/25
60877	UBS AG	Tencent R Bear CBBC Jan 2018 B	0.2500	292.80 per 100 units	290 per 100 units	2018/01/22	50,000,000	2017/05/25
60889	BNP Paribas Issuance B.V.	Tencent R Bull CBBC Aug 2018 E	0.2500	258 per 100 units	260 per 100 units	2018/08/30	40,000,000	2017/05/26
60890	BNP Paribas Issuance B.V.	Tencent R Bull CBBC Aug 2018 F	0.2500	263 per 100 units	265 per 100 units	2018/08/30	40,000,000	2017/05/26
60886	BNP Paribas Issuance B.V.	Tencent R Bear CBBC Apr 2018 E	0.2500	292 per 100 units	290 per 100 units	2018/04/27	40,000,000	2017/05/26
60887	BNP Paribas Issuance B.V.	Tencent R Bear CBBC Apr 2018 F	0.3400	302 per 100 units	300 per 100 units	2018/04/27	40,000,000	2017/05/26
60916	Credit Suisse AG	HSI R Bull CBBC Feb 2018 G	0.2500	24,950 per 12,000 units	25,150 per 12,000 units	2018/02/27	200,000,000	2017/05/26
60918	Credit Suisse AG	HSI R Bear CBBC Aug 2017 D	0.2500	25,528 per 10,000 units	25,428 per 10,000 units	2017/08/30	150,000,000	2017/05/26
60917	Credit Suisse AG	HSI R Bear CBBC Aug 2017 L	0.2500	25,400 per 10,000 units	25,200 per 10,000 units	2017/08/30	200,000,000	2017/05/26
60922	Credit Suisse AG	Tencent R Bull CBBC Feb 2018 G	0.2500	264.28 per 100 units	266.28 per 100 units	2018/02/28	50,000,000	2017/05/26
60923	Credit Suisse AG	Tencent R Bull CBBC Feb 2018 H	0.2500	266.98 per 100 units	268.98 per 100 units	2018/02/09	50,000,000	2017/05/26
60901	The Bank of East Asia, Ltd.	Tencent R Bull CBBC May 2018 C	0.2500	265.88 per 100 units	268.08 per 100 units	2018/05/08	40,000,000	2017/05/26
60909	The Bank of East Asia, Ltd.	Tencent R Bull CBBC May 2018 D	0.2500	260.08 per 100 units	262.28 per 100 units	2018/05/08	40,000,000	2017/05/26
60910	The Bank of East Asia, Ltd.	Tencent R Bear CBBC Apr 2018 C	0.2500	283.08 per 100 units	280.28 per 100 units	2018/04/06	40,000,000	2017/05/26
60925	Goldman Sachs Structured Products (Asia) Ltd.	HSI R Bull CBBC Aug 2018 D	0.2500	25,050 per 10,000 units	25,150 per 10,000 units	2018/08/30	200,000,000	2017/05/26
60926	Goldman Sachs Structured Products (Asia) Ltd.	HSI R Bear CBBC Aug 2017 A	0.2500	25,300 per 10,000 units	25,200 per 10,000 units	2017/08/30	200,000,000	2017/05/26
60892	Hongkong and Shanghai Banking Corporation Ltd., The	BOCL R Bull CBBC Aug 2018 A	0.2500	3.6000	3.6800	2018/08/13	50,000,000	2017/05/26
60893	Hongkong and Shanghai Banking Corporation Ltd., The	BOCL R Bear CBBC Apr 2018 B	0.2500	4.2600	4.1800	2018/04/09	40,000,000	2017/05/26
60894	Hongkong and Shanghai Banking Corporation Ltd., The	Galaxy Ent R Bull CBBC Jul 2018 A	0.2500	38.58 per 100 units	39.38 per 100 units	2018/07/03	60,000,000	2017/05/26
60928	J.P. Morgan Structured Products B.V.	HSI R Bull CBBC Aug 2018 R	0.2500	24,958 per 8,000 units	25,058 per 8,000 units	2018/08/30	200,000,000	2017/05/26
60945	J.P. Morgan Structured Products B.V.	Tencent R Bull CBBC Oct 2017 P	0.2500	265.88 per 100 units	267.88 per 100 units	2017/10/20	40,000,000	2017/05/26
60947	J.P. Morgan Structured Products B.V.	Tencent R Bear CBBC Mar 2018 D	0.2500	273.88 per 100 units	271.08 per 100 units	2018/03/16	40,000,000	2017/05/26
60911	Macquarie Bank Ltd.	HSI R Bear CBBC Jul 2018 A	0.2500	26,338 per 10,000 units	26,188 per 10,000 units	2018/07/30	40,000,000	2017/05/26
60912	Macquarie Bank Ltd.	Ping An R Bear CBBC Jul 2018 A	0.2500	54.33 per 100 units	53.33 per 100 units	2018/07/30	40,000,000	2017/05/26
60915	Macquarie Bank Ltd.	Ping An R Bear CBBC Jul 2018 B	0.2500	49.88 per 100 units	48.88 per 100 units	2018/07/30	40,000,000	2017/05/26
60939	SGA Societe Generale Acceptance N.V./SG Issuer	HSI R Bull CBBC Oct 2018 Q	0.2500	24,958 per 10,000 units	25,158 per 10,000 units	2018/10/30	200,000,000	2017/05/26
60930	SGA Societe Generale Acceptance N.V./SG Issuer	HSI R Bear CBBC Aug 2017 Q	0.2500	25,288 per 10,000 units	25,188 per 10,000 units	2017/08/30	200,000,000	2017/05/26
60931	SGA Societe Generale Acceptance N.V./SG Issuer	HSI R Bear CBBC Sep 2017 X	0.2500	25,488 per 10,000 units	25,288 per 10,000 units	2017/09/28	200,000,000	2017/05/26
60896	UBS AG	HSI R Bull CBBC Jul 2018 M	0.2500	24,950 per 10,000 units	25,150 per 10,000 units	2018/07/30	200,000,000	2017/05/26
60895	UBS AG	HSI R Bear CBBC Aug 2017 O	0.2500	25,337 per 12,000 units	25,137 per 12,000 units	2017/08/30	250,000,000	2017/05/26
61002	BNP Paribas Issuance B.V.	Tencent R Bull CBBC Aug 2018 G	0.2500	268 per 100 units	270 per 100 units	2018/08/30	40,000,000	2017/05/29
61004	BNP Paribas Issuance B.V.	Tencent R Bear CBBC Apr 2018 G	0.3700	312 per 100 units	310 per 100 units	2018/04/27	40,000,000	2017/05/29
61016	Credit Suisse AG	HSI R Bull CBBC Apr 2018 C	0.2500	25,212 per 12,000 units	25,412 per 12,000 units	2018/04/27	200,000,000	2017/05/29
61025	Credit Suisse AG	HSI R Bull CBBC May 2018 C	0.2500	24,900 per 10,000 units	25,100 per 10,000 units	2018/05/30	200,000,000	2017/05/29
61013	Credit Suisse AG	HSI R Bear CBBC Aug 2017 E	0.2500	25,500 per 10,000 units	25,300 per 10,000 units	2017/08/30	200,000,000	2017/05/29
61015	Credit Suisse AG	HSI R Bear CBBC Aug 2017 F	0.2500	25,650 per 12,000 units	25,450 per 12,000 units	2017/08/30	200,000,000	2017/05/29
61022	Credit Suisse AG	Ping An R Bull CBBC Feb 2018 C	0.2500	46.78 per 100 units	47.38 per 100 units	2018/02/23	50,000,000	2017/05/29
61021	Credit Suisse AG	Ping An R Bear CBBC Feb 2018 A	0.2500	52.68 per 100 units	52.08 per 100 units	2018/02/28	50,000,000	2017/05/29
61017	Credit Suisse AG	Tencent R Bull CBBC Mar 2018 C	0.2500	269.98 per 100 units	271.98 per 100 units	2018/03/15	50,000,000	2017/05/29
61018	Credit Suisse AG	Tencent R Bull CBBC Mar 2018 D	0.2500	272.98 per 100 units	274.98 per 100 units	2018/03/02	50,000,000	2017/05/29

Newly listed callable bull/bear contracts (continued)

Code	Issuer	Name of issue	Issue prices (HK\$)	Strike price (HKD)/Strike level per 10 units	Call price (HKD)/Call level per 10 units	Expiry date	No. of issue (units)	Listing date
61019	Credit Suisse AG	Tencent R Bear CBBC Dec 2017 F	0.3000	300.78 per 100 units	298.28 per 100 units	2017/12/13	50,000,000	2017/05/29
61006	Goldman Sachs Structured Products (Asia) Ltd.	HSI R Bull CBBC Aug 2018 E	0.2500	25,312 per 10,000 units	25,412 per 10,000 units	2018/08/30	200,000,000	2017/05/29
61007	Goldman Sachs Structured Products (Asia) Ltd.	HSI R Bull CBBC Aug 2018 F	0.2500	25,100 per 12,000 units	25,250 per 12,000 units	2018/08/30	200,000,000	2017/05/29
60949	Goldman Sachs Structured Products (Asia) Ltd.	HSI R Bear CBBC Aug 2017 B	0.2500	25,400 per 10,000 units	25,300 per 10,000 units	2017/08/30	200,000,000	2017/05/29
60952	Goldman Sachs Structured Products (Asia) Ltd.	HSI R Bear CBBC Aug 2017 C	0.2500	25,550 per 10,000 units	25,450 per 10,000 units	2017/08/30	200,000,000	2017/05/29
60957	Hongkong and Shanghai Banking Corporation Ltd., The	Geely Auto R Bull CBBC Jul 2018 A	0.2500	10.3800	10.6800	2018/07/23	40,000,000	2017/05/29
60990	Hongkong and Shanghai Banking Corporation Ltd., The	HSI R Bull CBBC Aug 2018 E	0.2500	25,148 per 15,000 units	25,298 per 15,000 units	2018/08/30	100,000,000	2017/05/29
60991	Hongkong and Shanghai Banking Corporation Ltd., The	HSI R Bull CBBC Aug 2018 F	0.2500	25,248 per 15,000 units	25,398 per 15,000 units	2018/08/30	100,000,000	2017/05/29
60958	Hongkong and Shanghai Banking Corporation Ltd., The	Ping An R Bull CBBC May 2018 B	0.2500	45.28 per 100 units	45.88 per 100 units	2018/05/17	60,000,000	2017/05/29
60963	Hongkong and Shanghai Banking Corporation Ltd., The	Tencent R Bull CBBC Jul 2018 I	0.2500	270.88 per 100 units	272.88 per 100 units	2018/07/23	60,000,000	2017/05/29
60967	Hongkong and Shanghai Banking Corporation Ltd., The	Tencent R Bull CBBC Jul 2018 J	0.2500	272.88 per 100 units	274.88 per 100 units	2018/07/09	60,000,000	2017/05/29
60960	Hongkong and Shanghai Banking Corporation Ltd., The	Tencent R Bull CBBC Aug 2018 A	0.2500	268.88 per 100 units	270.88 per 100 units	2018/08/13	60,000,000	2017/05/29
60974	Hongkong and Shanghai Banking Corporation Ltd., The	Tencent R Bear CBBC Oct 2018 C	0.4000	308.38 per 100 units	305.88 per 100 units	2018/10/29	50,000,000	2017/05/29
60988	Hongkong and Shanghai Banking Corporation Ltd., The	Tencent R Bear CBBC Nov 2018 A	0.4500	313.38 per 100 units	310.88 per 100 units	2018/11/12	50,000,000	2017/05/29
61056	J.P. Morgan Structured Products B.V.	HSI R Bull CBBC Feb 2018 L	0.2500	25,058 per 10,000 units	25,158 per 10,000 units	2018/02/27	200,000,000	2017/05/29
61054	J.P. Morgan Structured Products B.V.	HSI R Bull CBBC Aug 2018 S	0.2500	25,212 per 8,000 units	25,412 per 8,000 units	2018/08/30	200,000,000	2017/05/29
61048	J.P. Morgan Structured Products B.V.	HSI R Bear CBBC Aug 2017 J	0.2500	25,400 per 10,000 units	25,200 per 10,000 units	2017/08/30	200,000,000	2017/05/29
61049	J.P. Morgan Structured Products B.V.	HSI R Bear CBBC Aug 2017 K	0.2500	25,548 per 10,000 units	25,448 per 10,000 units	2017/08/30	200,000,000	2017/05/29
61061	J.P. Morgan Structured Products B.V.	Ping An R Bull CBBC Apr 2018 A	0.2500	45.28 per 100 units	45.88 per 100 units	2018/04/20	150,000,000	2017/05/29
61060	J.P. Morgan Structured Products B.V.	Tencent R Bull CBBC Sep 2017 L	0.2500	271.88 per 100 units	273.88 per 100 units	2017/09/15	40,000,000	2017/05/29
61057	J.P. Morgan Structured Products B.V.	Tencent R Bear CBBC Jun 2018 C	0.2600	300.88 per 100 units	298.08 per 100 units	2018/06/15	40,000,000	2017/05/29
61058	J.P. Morgan Structured Products B.V.	Tencent R Bear CBBC Jul 2018 D	0.3400	308.88 per 100 units	306.08 per 100 units	2018/07/20	40,000,000	2017/05/29
61045	SGA Societe Generale Acceptance N.V./SG Issuer	HSI R Bull CBBC Sep 2018 H	0.2500	25,158 per 12,000 units	25,358 per 12,000 units	2018/09/27	200,000,000	2017/05/29
61046	SGA Societe Generale Acceptance N.V./SG Issuer	HSI R Bull CBBC Oct 2018 R	0.2500	25,208 per 10,000 units	25,308 per 10,000 units	2018/10/30	200,000,000	2017/05/29
61041	SGA Societe Generale Acceptance N.V./SG Issuer	HSI R Bear CBBC Aug 2017 E	0.2500	25,538 per 10,000 units	25,438 per 10,000 units	2017/08/30	200,000,000	2017/05/29
61042	SGA Societe Generale Acceptance N.V./SG Issuer	HSI R Bear CBBC Aug 2017 Z	0.2500	26,688 per 10,000 units	26,588 per 10,000 units	2017/08/30	200,000,000	2017/05/29
61043	SGA Societe Generale Acceptance N.V./SG Issuer	HSI R Bear CBBC Sep 2017 Y	0.2500	25,688 per 12,000 units	25,488 per 12,000 units	2017/09/28	200,000,000	2017/05/29
61044	SGA Societe Generale Acceptance N.V./SG Issuer	HSI R Bear CBBC Sep 2017 Z	0.2500	26,738 per 12,000 units	26,638 per 12,000 units	2017/09/28	200,000,000	2017/05/29
60996	SGA Societe Generale Acceptance N.V./SG Issuer	Ping An R Bull CBBC Feb 2018 B	0.2500	45.60 per 100 units	46.20 per 100 units	2018/02/27	100,000,000	2017/05/29
60994	SGA Societe Generale Acceptance N.V./SG Issuer	Ping An R Bear CBBC Dec 2017 A	0.2500	57.40 per 100 units	56.80 per 100 units	2017/12/28	100,000,000	2017/05/29
60998	SGA Societe Generale Acceptance N.V./SG Issuer	Tencent R Bull CBBC Feb 2018 I	0.2500	271.70 per 100 units	273.20 per 100 units	2018/02/27	100,000,000	2017/05/29
60999	SGA Societe Generale Acceptance N.V./SG Issuer	Tencent R Bull CBBC Mar 2018 I	0.2500	268.70 per 100 units	270.20 per 100 units	2018/03/28	100,000,000	2017/05/29
61039	UBS AG	HSI R Bull CBBC Jul 2018 N	0.2500	24,850 per 10,000 units	25,050 per 10,000 units	2018/07/30	200,000,000	2017/05/29
61038	UBS AG	HSI R Bull CBBC Aug 2018 V	0.2500	25,212 per 12,000 units	25,412 per 12,000 units	2018/08/30	250,000,000	2017/05/29
61026	UBS AG	HSI R Bear CBBC Aug 2017 P	0.2500	25,400 per 12,000 units	25,200 per 12,000 units	2017/08/30	250,000,000	2017/05/29
61027	UBS AG	HSI R Bear CBBC Aug 2017 Q	0.2500	25,650 per 10,000 units	25,450 per 10,000 units	2017/08/30	200,000,000	2017/05/29
61028	UBS AG	Tencent R Bull CBBC Dec 2017 H	0.2500	272.38 per 100 units	274.88 per 100 units	2017/12/13	50,000,000	2017/05/29
61031	UBS AG	Tencent R Bull CBBC Dec 2017 I	0.2500	263.98 per 100 units	265.98 per 100 units	2017/12/21	40,000,000	2017/05/29
61036	UBS AG	Tencent R Bear CBBC Nov 2017 C	0.2500	278.80 per 100 units	276 per 100 units	2017/11/27	50,000,000	2017/05/29
61032	UBS AG	Tencent R Bear CBBC Dec 2017 F	0.2750	302.80 per 100 units	300 per 100 units	2017/12/11	50,000,000	2017/05/29
61071	BNP Paribas Issuance B.V.	Ch Life R Bull CBBC Aug 2018 A	0.2770	22.6000	23.0000	2018/08/30	50,000,000	2017/05/31
61072	BNP Paribas Issuance B.V.	HSCEI R Bull CBBC Aug 2018 I	0.2500	10,300 per 10,000 units	10,400 per 10,000 units	2018/08/30	100,000,000	2017/05/31
61066	BNP Paribas Issuance B.V.	HSCEI R Bear CBBC Feb 2018 I	0.2500	10,500 per 10,000 units	10,400 per 10,000 units	2018/02/27	100,000,000	2017/05/31

Newly listed callable bull/bear contracts (continued)

Code	Issuer	Name of issue	Issue prices (HK\$)	Strike price (HKD)/Strike level per 10 units	Call price (HKD)/Call level per 10 units	Expiry date	No. of issue (units)	Listing date
61064	BNP Paribas Issuance B.V.	HSI R Bear CBBC Feb 2018 I	0.2500	25,600 per 10,000 units	25,400 per 10,000 units	2018/02/27	250,000,000	2017/05/31
61068	BNP Paribas Issuance B.V.	Tencent R Bull CBBC Aug 2018 H	0.2500	273 per 100 units	275 per 100 units	2018/08/30	40,000,000	2017/05/31
61082	BNP Paribas Issuance B.V.	Tencent R Bear CBBC Apr 2018 H	0.2500	282 per 100 units	280 per 100 units	2018/04/27	40,000,000	2017/05/31
61124	Credit Suisse AG	HSI R Bull CBBC Aug 2018 A	0.2500	25,261 per 10,000 units	25,461 per 10,000 units	2018/08/30	200,000,000	2017/05/31
61119	Credit Suisse AG	HSI R Bear CBBC Sep 2017 C	0.2500	26,950 per 12,000 units	26,750 per 12,000 units	2017/09/28	200,000,000	2017/05/31
61115	Credit Suisse AG	HSI R Bear CBBC Sep 2017 D	0.2500	27,500 per 10,000 units	27,300 per 10,000 units	2017/09/28	200,000,000	2017/05/31
61120	Credit Suisse AG	HSI R Bear CBBC Sep 2017 F	0.2500	26,850 per 12,000 units	26,650 per 12,000 units	2017/09/28	200,000,000	2017/05/31
61118	Credit Suisse AG	HSI R Bear CBBC Nov 2017 E	0.2500	27,050 per 12,000 units	26,850 per 12,000 units	2017/11/29	200,000,000	2017/05/31
61116	Credit Suisse AG	HSI R Bear CBBC Dec 2017 B	0.2500	27,300 per 10,000 units	27,100 per 10,000 units	2017/12/28	200,000,000	2017/05/31
61122	Credit Suisse AG	HSI R Bear CBBC Dec 2017 C	0.2500	25,612 per 15,000 units	25,392 per 15,000 units	2017/12/28	300,000,000	2017/05/31
61125	Credit Suisse AG	Tencent R Bear CBBC Dec 2017 G	0.3200	304.58 per 100 units	302.08 per 100 units	2017/12/14	50,000,000	2017/05/31
61127	Credit Suisse AG	Tencent R Bear CBBC Dec 2017 H	0.2500	280.58 per 100 units	278.08 per 100 units	2017/12/21	50,000,000	2017/05/31
61129	Goldman Sachs Structured Products (Asia) Ltd.	HSI R Bull CBBC Aug 2018 H	0.2500	25,250 per 12,000 units	25,350 per 12,000 units	2018/08/30	200,000,000	2017/05/31
61070	Goldman Sachs Structured Products (Asia) Ltd.	HSI R Bear CBBC Sep 2017 I	0.2500	25,550 per 12,000 units	25,400 per 12,000 units	2017/09/28	200,000,000	2017/05/31
61074	Hongkong and Shanghai Banking Corporation Ltd., The	Geely Auto R Bull CBBC Jul 2018 B	0.2500	10.9800	11.2800	2018/07/23	40,000,000	2017/05/31
61076	Hongkong and Shanghai Banking Corporation Ltd., The	ICBC R Bull CBBC May 2018 A	0.2500	4.7800	4.8800	2018/05/07	50,000,000	2017/05/31
61073	Hongkong and Shanghai Banking Corporation Ltd., The	PetCh R Bull CBBC Aug 2018 A	0.2500	4.7800	4.9300	2018/08/13	50,000,000	2017/05/31
61075	Hongkong and Shanghai Banking Corporation Ltd., The	Ping An R Bull CBBC Aug 2018 A	0.2500	46.78 per 100 units	47.38 per 100 units	2018/08/20	60,000,000	2017/05/31
61077	Hongkong and Shanghai Banking Corporation Ltd., The	Tencent R Bull CBBC Jul 2018 K	0.2500	274.88 per 100 units	276.88 per 100 units	2018/07/30	60,000,000	2017/05/31
61083	Hongkong and Shanghai Banking Corporation Ltd., The	Tencent R Bull CBBC Jul 2018 L	0.3000	255.88 per 100 units	257.88 per 100 units	2018/07/30	60,000,000	2017/05/31
61084	Hongkong and Shanghai Banking Corporation Ltd., The	Tencent R Bear CBBC Jul 2018 E	0.2500	278.88 per 100 units	276.88 per 100 units	2018/07/30	50,000,000	2017/05/31
61134	J.P. Morgan Structured Products B.V.	Galaxy Ent R Bull CBBC Feb 2018 B	0.2500	40.08 per 100 units	40.88 per 100 units	2018/02/15	120,000,000	2017/05/31
61130	J.P. Morgan Structured Products B.V.	Tencent R Bull CBBC Oct 2017 Q	0.2500	275.88 per 100 units	277.88 per 100 units	2017/10/20	40,000,000	2017/05/31
61132	J.P. Morgan Structured Products B.V.	Tencent R Bull CBBC Nov 2017 T	0.2500	261.88 per 100 units	263.883 per 100 units	2017/11/17	40,000,000	2017/05/31
61089	Macquarie Bank Ltd.	HSBC R Bear CBBC May 2018 A	0.2500	70.38 per 100 units	68.88 per 100 units	2018/05/30	40,000,000	2017/05/31
61087	Macquarie Bank Ltd.	HSI R Bear CBBC May 2018 E	0.2500	26,438 per 10,000 units	26,288 per 10,000 units	2018/05/30	40,000,000	2017/05/31
61088	Macquarie Bank Ltd.	HSI R Bear CBBC May 2018 F	0.2500	26,350 per 20,000 units	26,200 per 20,000 units	2018/05/30	40,000,000	2017/05/31
61080	SGA Societe Generale Acceptance N.V./SG Issuer	Geely Auto R Bull CBBC Feb 2018 A	0.2500	10.1800	10.3800	2018/02/27	40,000,000	2017/05/31
61078	SGA Societe Generale Acceptance N.V./SG Issuer	Galaxy R Bull CBBC Feb 2018 A	0.2500	39.70 per 100 units	40.10 per 100 units	2018/02/27	100,000,000	2017/05/31
61138	SGA Societe Generale Acceptance N.V./SG Issuer	HSI R Bull CBBC Oct 2018 S	0.2500	25,058 per 10,000 units	25,258 per 10,000 units	2018/10/30	200,000,000	2017/05/31
61135	SGA Societe Generale Acceptance N.V./SG Issuer	HSI R Bear CBBC Aug 2017 F	0.2500	25,738 per 10,000 units	25,538 per 10,000 units	2017/08/30	200,000,000	2017/05/31
61136	SGA Societe Generale Acceptance N.V./SG Issuer	HSI R Bear CBBC Sep 2017 A	0.2500	27,288 per 10,000 units	27,188 per 10,000 units	2017/09/28	200,000,000	2017/05/31
61113	UBS AG	HSI R Bull CBBC Sep 2018 G	0.2500	25,361 per 10,000 units	25,461 per 10,000 units	2018/09/27	200,000,000	2017/05/31
61099	UBS AG	HSI R Bear CBBC Aug 2017 C	0.2500	27,400 per 12,000 units	27,200 per 12,000 units	2017/08/30	250,000,000	2017/05/31
61103	UBS AG	HSI R Bear CBBC Aug 2017 D	0.2500	27,900 per 12,000 units	27,700 per 12,000 units	2017/08/30	250,000,000	2017/05/31
61092	UBS AG	HSI R Bear CBBC Aug 2017 R	0.2500	25,900 per 12,000 units	25,700 per 12,000 units	2017/08/30	250,000,000	2017/05/31
61093	UBS AG	HSI R Bear CBBC Aug 2017 S	0.2500	26,100 per 12,000 units	25,900 per 12,000 units	2017/08/30	250,000,000	2017/05/31
61095	UBS AG	HSI R Bear CBBC Aug 2017 U	0.2500	26,200 per 12,000 units	26,000 per 12,000 units	2017/08/30	250,000,000	2017/05/31
61096	UBS AG	HSI R Bear CBBC Aug 2017 V	0.2500	26,600 per 12,000 units	26,400 per 12,000 units	2017/08/30	250,000,000	2017/05/31
61097	UBS AG	HSI R Bear CBBC Aug 2017 W	0.2500	26,900 per 12,000 units	26,700 per 12,000 units	2017/08/30	250,000,000	2017/05/31
61098	UBS AG	HSI R Bear CBBC Aug 2017 X	0.2500	27,050 per 12,000 units	26,850 per 12,000 units	2017/08/30	250,000,000	2017/05/31
61111	UBS AG	Ping An R Bull CBBC Jan 2018 A	0.2500	45.38 per 100 units	45.98 per 100 units	2018/01/15	40,000,000	2017/05/31
61104	UBS AG	Tencent R Bull CBBC Nov 2018 A	0.2500	270 per 100 units	272 per 100 units	2018/11/22	40,000,000	2017/05/31

Newly listed callable bull/bear contracts (continued)

Code	Issuer	Name of issue	Issue prices (HK\$)	Strike price (HKD)/Strike level per 10 units	Call price (HKD)/Call level per 10 units	Expiry date	No. of issue (units)	Listing date
61109	UBS AG	Tencent R Bear CBBC Jan 2018 C	0.2500	297.80 per 100 units	295 per 100 units	2018/01/15	40,000,000	2017/05/31
61110	UBS AG	Tencent R Bear CBBC Feb 2018 A	0.3500	313 per 100 units	310 per 100 units	2018/02/05	50,000,000	2017/05/31
61150	Credit Suisse AG	CUni R Bull CBBC Dec 2017 B	0.2500	10.3000	10.5000	2017/12/21	50,000,000	2017/06/01
61149	Credit Suisse AG	Galaxy Ent R Bull CBBC Feb 2018 A	0.2500	40.18 per 100 units	40.98 per 100 units	2018/02/23	50,000,000	2017/06/01
61144	Credit Suisse AG	HSI R Bull CBBC Feb 2018 K	0.2500	25,150 per 12,000 units	25,350 per 12,000 units	2018/02/27	200,000,000	2017/06/01
61146	Credit Suisse AG	HSI R Bear CBBC Sep 2017 J	0.2500	25,566 per 12,000 units	25,366 per 12,000 units	2017/09/28	200,000,000	2017/06/01
61147	Credit Suisse AG	Tencent R Bear CBBC Dec 2017 I	0.2500	275.88 per 100 units	273.38 per 100 units	2017/12/28	50,000,000	2017/06/01
61163	Goldman Sachs Structured Products (Asia) Ltd.	HSI R Bull CBBC Mar 2018 F	0.2500	25,150 per 12,000 units	25,300 per 12,000 units	2018/03/28	200,000,000	2017/06/01
61141	Hongkong and Shanghai Banking Corporation Ltd., The	Ping An R Bear CBBC Oct 2018 A	0.2500	56.98 per 100 units	56.38 per 100 units	2018/10/22	40,000,000	2017/06/01
61142	Hongkong and Shanghai Banking Corporation Ltd., The	Sands China R Bull CBBC May 2018 A	0.2500	31.20 per 100 units	32 per 100 units	2018/05/07	80,000,000	2017/06/01
61140	Hongkong and Shanghai Banking Corporation Ltd., The	Tencent R Bull CBBC Aug 2018 B	0.2500	267.88 per 100 units	269.88 per 100 units	2018/08/20	60,000,000	2017/06/01
61161	J.P. Morgan Structured Products B.V.	HSI R Bull CBBC Aug 2018 T	0.2500	25,100 per 8,000 units	25,300 per 8,000 units	2018/08/30	200,000,000	2017/06/01
61158	J.P. Morgan Structured Products B.V.	Tencent R Bull CBBC Sep 2017 M	0.2500	269.88 per 100 units	271.88 per 100 units	2017/09/15	40,000,000	2017/06/01
61162	J.P. Morgan Structured Products B.V.	Tencent R Bear CBBC Sep 2017 C	0.2500	276.88 per 100 units	274.08 per 100 units	2017/09/15	40,000,000	2017/06/01
61156	SGA Societe Generale Acceptance N.V./SG Issuer	HSI R Bull CBBC Nov 2018 G	0.2500	25,308 per 10,000 units	25,408 per 10,000 units	2018/11/29	200,000,000	2017/06/01
61152	UBS AG	HSI R Bull CBBC Feb 2018 K	0.2500	25,150 per 10,000 units	25,350 per 10,000 units	2018/02/27	200,000,000	2017/06/01
61155	UBS AG	HSI R Bear CBBC Sep 2017 J	0.2500	25,466 per 10,000 units	25,366 per 10,000 units	2017/09/28	200,000,000	2017/06/01
61173	BNP Paribas Issuance B.V.	HSI R Bull CBBC Aug 2018 D	0.2500	25,300 per 10,000 units	25,500 per 10,000 units	2018/08/30	250,000,000	2017/06/02
61170	BNP Paribas Issuance B.V.	HSI R Bull CBBC Aug 2018 P	0.2500	25,100 per 10,000 units	25,300 per 10,000 units	2018/08/30	250,000,000	2017/06/02
61172	BNP Paribas Issuance B.V.	HSI R Bull CBBC Aug 2018 Q	0.2500	25,200 per 10,000 units	25,400 per 10,000 units	2018/08/30	250,000,000	2017/06/02
61206	BNP Paribas Issuance B.V.	HSI R Bear CBBC Feb 2018 E	0.2500	27,300 per 10,000 units	27,100 per 10,000 units	2018/02/27	250,000,000	2017/06/02
61164	BNP Paribas Issuance B.V.	HSI R Bear CBBC Feb 2018 K	0.2500	25,700 per 10,000 units	25,500 per 10,000 units	2018/02/27	250,000,000	2017/06/02
61165	BNP Paribas Issuance B.V.	HSI R Bear CBBC Feb 2018 R	0.2500	25,800 per 10,000 units	25,600 per 10,000 units	2018/02/27	250,000,000	2017/06/02
61207	BNP Paribas Issuance B.V.	HSI R Bear CBBC Feb 2018 S	0.2500	27,500 per 10,000 units	27,300 per 10,000 units	2018/02/27	250,000,000	2017/06/02
61208	BNP Paribas Issuance B.V.	HSI R Bear CBBC Feb 2018 V	0.2500	27,900 per 10,000 units	27,700 per 10,000 units	2018/02/27	250,000,000	2017/06/02
61222	Credit Suisse AG	CSOP A50 ETF R Bull CBBC Jan 2018 A	0.2500	11.4800	11.5800	2018/01/25	50,000,000	2017/06/02
61219	Credit Suisse AG	CSOP A50 ETF R Bull CBBC Feb 2018 A	0.2500	11.8800	11.9800	2018/02/09	50,000,000	2017/06/02
61242	Credit Suisse AG	HSI R Bull CBBC Aug 2018 D	0.2500	25,378 per 10,000 units	25,478 per 10,000 units	2018/08/30	150,000,000	2017/06/02
61232	Credit Suisse AG	HSI R Bull CBBC Aug 2018 E	0.2500	25,430 per 12,000 units	25,630 per 12,000 units	2018/08/30	200,000,000	2017/06/02
61212	Credit Suisse AG	HSI R Bear CBBC Sep 2017 M	0.2500	25,700 per 10,000 units	25,500 per 10,000 units	2017/09/28	200,000,000	2017/06/02
61214	Credit Suisse AG	HSI R Bear CBBC Sep 2017 N	0.2500	25,850 per 12,000 units	25,650 per 12,000 units	2017/09/28	200,000,000	2017/06/02
61229	Credit Suisse AG	ICBC R Bull CBBC Mar 2018 A	0.2500	4.9000	5.0000	2018/03/09	50,000,000	2017/06/02
61216	Credit Suisse AG	Ping An R Bull CBBC Feb 2018 D	0.2500	48.68 per 100 units	49.28 per 100 units	2018/02/08	50,000,000	2017/06/02
61218	Credit Suisse AG	Ping An R Bear CBBC Jan 2018 A	0.2500	54.78 per 100 units	54.18 per 100 units	2018/01/11	50,000,000	2017/06/02
61316	Goldman Sachs Structured Products (Asia) Ltd.	HSI R Bull CBBC Aug 2018 I	0.2500	25,530 per 10,000 units	25,630 per 10,000 units	2018/08/30	200,000,000	2017/06/02
61320	Goldman Sachs Structured Products (Asia) Ltd.	HSI R Bull CBBC Aug 2018 P	0.2500	25,350 per 12,000 units	25,500 per 12,000 units	2018/08/30	200,000,000	2017/06/02
61211	Goldman Sachs Structured Products (Asia) Ltd.	HSI R Bear CBBC Sep 2017 J	0.2500	25,700 per 10,000 units	25,600 per 10,000 units	2017/09/28	200,000,000	2017/06/02
61194	Hongkong and Shanghai Banking Corporation Ltd., The	CUni R Bull CBBC Jul 2018 A	0.2500	10.1800	10.3800	2018/07/23	40,000,000	2017/06/02
61174	Hongkong and Shanghai Banking Corporation Ltd., The	CUni R Bear CBBC Oct 2018 A	0.2500	13.2800	13.0800	2018/10/08	40,000,000	2017/06/02
61193	Hongkong and Shanghai Banking Corporation Ltd., The	CKH R Bull CBBC Jul 2018 A	0.2500	95.38 per 100 units	96.88 per 100 units	2018/07/23	40,000,000	2017/06/02
61180	Hongkong and Shanghai Banking Corporation Ltd., The	China Life R Bull CBBC Jul 2018 A	0.2500	24.1800	24.5800	2018/07/23	40,000,000	2017/06/02
61195	Hongkong and Shanghai Banking Corporation Ltd., The	CSOP A50 ETF R Bull CBBC Jul 2018 A	0.2500	12.0600	12.1600	2018/07/09	50,000,000	2017/06/02
61201	Hongkong and Shanghai Banking Corporation Ltd., The	CSOP A50 ETF R Bull CBBC Jul 2018 B	0.2500	11.7600	11.8600	2018/07/23	50,000,000	2017/06/02

Newly listed callable bull/bear contracts (continued)

Code	Issuer	Name of issue	Issue prices (HK\$)	Strike price (HKD)/Strike level per 10 units	Call price (HKD)/Call level per 10 units	Expiry date	No. of issue (units)	Listing date
61192	Hongkong and Shanghai Banking Corporation Ltd., The	Galaxy Ent R Bull CBBC Jul 2018 B	0.2500	40.58 per 100 units	41.38 per 100 units	2018/07/09	80,000,000	2017/06/02
61200	Hongkong and Shanghai Banking Corporation Ltd., The	HSCEI R Bull CBBC Aug 2018 B	0.2500	10,338 per 10,000 units	10,438 per 10,000 units	2018/08/30	60,000,000	2017/06/02
61196	Hongkong and Shanghai Banking Corporation Ltd., The	HSI R Bull CBBC Aug 2018 G	0.2500	25,348 per 15,000 units	25,498 per 15,000 units	2018/08/30	100,000,000	2017/06/02
61197	Hongkong and Shanghai Banking Corporation Ltd., The	HSI R Bear CBBC Apr 2018 G	0.2500	26,538 per 15,000 units	26,388 per 15,000 units	2018/04/27	100,000,000	2017/06/02
61198	Hongkong and Shanghai Banking Corporation Ltd., The	HSI R Bear CBBC Apr 2018 H	0.2500	26,838 per 15,000 units	26,688 per 15,000 units	2018/04/27	100,000,000	2017/06/02
61199	Hongkong and Shanghai Banking Corporation Ltd., The	HSI R Bear CBBC Aug 2018 E	0.2500	27,638 per 15,000 units	27,488 per 15,000 units	2018/08/30	100,000,000	2017/06/02
61179	Hongkong and Shanghai Banking Corporation Ltd., The	Tencent R Bull CBBC Jul 2018 M	0.2500	269.88 per 100 units	271.88 per 100 units	2018/07/23	60,000,000	2017/06/02
61247	J.P. Morgan Structured Products B.V.	HSI R Bull CBBC Mar 2018 A	0.2500	25,258 per 10,000 units	25,358 per 10,000 units	2018/03/28	200,000,000	2017/06/02
61246	J.P. Morgan Structured Products B.V.	HSI R Bull CBBC Sep 2018 A	0.2500	25,400 per 10,000 units	25,600 per 10,000 units	2018/09/27	200,000,000	2017/06/02
61243	J.P. Morgan Structured Products B.V.	HSI R Bear CBBC Sep 2017 A	0.2500	25,700 per 10,000 units	25,500 per 10,000 units	2017/09/28	200,000,000	2017/06/02
61263	J.P. Morgan Structured Products B.V.	Ping An R Bull CBBC Mar 2018 A	0.2500	47.28 per 100 units	47.88 per 100 units	2018/03/16	150,000,000	2017/06/02
61254	J.P. Morgan Structured Products B.V.	Tencent R Bull CBBC Sep 2017 N	0.2500	257.88 per 100 units	259.88 per 100 units	2017/09/15	40,000,000	2017/06/02
61255	J.P. Morgan Structured Products B.V.	Tencent R Bear CBBC Feb 2018 C	0.2500	280.88 per 100 units	278.08 per 100 units	2018/02/15	40,000,000	2017/06/02
61203	SGA Societe Generale Acceptance N.V./SG Issuer	CSA50 R Bull CBBC Feb 2018 D	0.2500	11.7800	11.8800	2018/02/27	40,000,000	2017/06/02
61202	SGA Societe Generale Acceptance N.V./SG Issuer	CSA50 R Bear CBBC Jan 2018 A	0.2500	13.3800	13.2800	2018/01/30	40,000,000	2017/06/02
61205	SGA Societe Generale Acceptance N.V./SG Issuer	HS H-SH ETF R Bull CBBC Feb 2018 C	0.2500	99.10 per 100 units	100.10 per 100 units	2018/02/27	100,000,000	2017/06/02
61306	SGA Societe Generale Acceptance N.V./SG Issuer	HSI R Bull CBBC Oct 2018 Y	0.2500	25,508 per 10,000 units	25,608 per 10,000 units	2018/10/30	200,000,000	2017/06/02
61310	SGA Societe Generale Acceptance N.V./SG Issuer	HSI R Bull CBBC Nov 2018 H	0.2500	25,458 per 12,000 units	25,558 per 12,000 units	2018/11/29	200,000,000	2017/06/02
61293	SGA Societe Generale Acceptance N.V./SG Issuer	HSI R Bear CBBC Sep 2017 C	0.2500	25,738 per 12,000 units	25,638 per 12,000 units	2017/09/28	200,000,000	2017/06/02
61295	SGA Societe Generale Acceptance N.V./SG Issuer	HSI R Bear CBBC Sep 2017 D	0.2500	26,838 per 12,000 units	26,738 per 12,000 units	2017/09/28	200,000,000	2017/06/02
61296	SGA Societe Generale Acceptance N.V./SG Issuer	HSI R Bear CBBC Sep 2017 E	0.2500	27,038 per 12,000 units	26,938 per 12,000 units	2017/09/28	200,000,000	2017/06/02
61297	SGA Societe Generale Acceptance N.V./SG Issuer	HSI R Bear CBBC Oct 2017 H	0.2500	25,938 per 10,000 units	25,738 per 10,000 units	2017/10/30	200,000,000	2017/06/02
61299	SGA Societe Generale Acceptance N.V./SG Issuer	HSI R Bear CBBC Oct 2017 I	0.2500	26,888 per 10,000 units	26,788 per 10,000 units	2017/10/30	200,000,000	2017/06/02
61305	SGA Societe Generale Acceptance N.V./SG Issuer	HSI R Bear CBBC Nov 2017 B	0.2500	28,438 per 12,000 units	28,238 per 12,000 units	2017/11/29	200,000,000	2017/06/02
61275	UBS AG	CSOP A50 ETF R Bull CBBC Dec 2017 A	0.2500	11.2800	11.3800	2017/12/29	40,000,000	2017/06/02
61285	UBS AG	CSOP A50 ETF R Bull CBBC Jan 2018 B	0.2500	11.9000	12.0000	2018/01/08	40,000,000	2017/06/02
61288	UBS AG	CSOP A50 ETF R Bear CBBC Sep 2017 A	0.2500	13.1000	13.0000	2017/09/04	40,000,000	2017/06/02
61269	UBS AG	HSI R Bull CBBC Jul 2018 O	0.2500	25,530 per 10,000 units	25,630 per 10,000 units	2018/07/30	200,000,000	2017/06/02
61274	UBS AG	HSI R Bull CBBC Aug 2018 W	0.2500	25,100 per 12,000 units	25,300 per 12,000 units	2018/08/30	250,000,000	2017/06/02
61272	UBS AG	HSI R Bull CBBC Sep 2018 H	0.2500	25,300 per 12,000 units	25,500 per 12,000 units	2018/09/27	250,000,000	2017/06/02
61266	UBS AG	HSI R Bear CBBC Sep 2017 K	0.2500	25,600 per 10,000 units	25,500 per 10,000 units	2017/09/28	200,000,000	2017/06/02
61289	UBS AG	HSI R Bear CBBC Sep 2017 L	0.2500	25,750 per 10,000 units	25,650 per 10,000 units	2017/09/28	200,000,000	2017/06/02
61322	BNP Paribas Issuance B.V.	HSCEI R Bear CBBC Feb 2018 J	0.2500	10,700 per 10,000 units	10,600 per 10,000 units	2018/02/27	100,000,000	2017/06/05
61323	BNP Paribas Issuance B.V.	HSI R Bull CBBC Aug 2018 R	0.2500	25,400 per 10,000 units	25,600 per 10,000 units	2018/08/30	250,000,000	2017/06/05
61321	BNP Paribas Issuance B.V.	HSI R Bear CBBC Feb 2018 F	0.2500	25,900 per 10,000 units	25,700 per 10,000 units	2018/02/27	250,000,000	2017/06/05
61395	Credit Suisse AG	HSCEI R Bull CBBC Mar 2018 C	0.2500	10,228 per 10,000 units	10,328 per 10,000 units	2018/03/28	100,000,000	2017/06/05
61413	Credit Suisse AG	HSCEI R Bear CBBC Sep 2017 C	0.2500	11,058 per 10,000 units	10,958 per 10,000 units	2017/09/28	100,000,000	2017/06/05
61386	Credit Suisse AG	HSI R Bull CBBC Aug 2018 F	0.2500	25,400 per 10,000 units	25,600 per 10,000 units	2018/08/30	200,000,000	2017/06/05
61411	Credit Suisse AG	HSI R Bull CBBC Aug 2018 G	0.2500	25,100 per 10,000 units	25,300 per 10,000 units	2018/08/30	200,000,000	2017/06/05
61394	Credit Suisse AG	HSI R Bear CBBC Sep 2017 O	0.2500	25,900 per 10,000 units	25,700 per 10,000 units	2017/09/28	200,000,000	2017/06/05
61455	Goldman Sachs Structured Products (Asia) Ltd.	HSI R Bull CBBC Mar 2018 G	0.2500	25,450 per 10,000 units	25,550 per 10,000 units	2018/03/28	200,000,000	2017/06/05
61426	Goldman Sachs Structured Products (Asia) Ltd.	HSI R Bear CBBC Sep 2017 K	0.2500	25,800 per 10,000 units	25,700 per 10,000 units	2017/09/28	200,000,000	2017/06/05
61428	Goldman Sachs Structured Products (Asia) Ltd.	HSI R Bear CBBC Oct 2017 D	0.2500	26,950 per 12,000 units	26,800 per 12,000 units	2017/10/30	200,000,000	2017/06/05

Newly listed callable bull/bear contracts (continued)

Code	Issuer	Name of issue	Issue prices (HK\$)	Strike price (HKD)/Strike level per 10 units	Call price (HKD)/Call level per 10 units	Expiry date	No. of issue (units)	Listing date
61430	Goldman Sachs Structured Products (Asia) Ltd.	HSI R Bear CBBC Oct 2017 E	0.2500	27,300 per 10,000 units	27,200 per 10,000 units	2017/10/30	200,000,000	2017/06/05
61449	Goldman Sachs Structured Products (Asia) Ltd.	HSI R Bear CBBC Oct 2017 F	0.2500	27,500 per 10,000 units	27,400 per 10,000 units	2017/10/30	200,000,000	2017/06/05
61339	Hongkong and Shanghai Banking Corporation Ltd., The	CC Bank R Bull CBBC May 2018 A	0.2500	6.1800	6.2800	2018/05/07	50,000,000	2017/06/05
61338	Hongkong and Shanghai Banking Corporation Ltd., The	CC Bank R Bull CBBC Aug 2018 B	0.2500	5.5800	5.6800	2018/08/20	50,000,000	2017/06/05
61341	Hongkong and Shanghai Banking Corporation Ltd., The	CC Bank R Bear CBBC Sep 2018 A	0.2500	7.6800	7.5800	2018/09/21	40,000,000	2017/06/05
61328	Hongkong and Shanghai Banking Corporation Ltd., The	HSI R Bull CBBC Jul 2018 F	0.2500	25,448 per 15,000 units	25,598 per 15,000 units	2018/07/30	100,000,000	2017/06/05
61337	Hongkong and Shanghai Banking Corporation Ltd., The	HSI R Bear CBBC Jul 2018 D	0.2500	27,438 per 15,000 units	27,288 per 15,000 units	2018/07/30	100,000,000	2017/06/05
61350	Hongkong and Shanghai Banking Corporation Ltd., The	Lenovo R Bear CBBC May 2018 A	0.2500	5.4300	5.2800	2018/05/07	40,000,000	2017/06/05
61343	Hongkong and Shanghai Banking Corporation Ltd., The	Ping An R Bull CBBC May 2018 C	0.2500	48.78 per 100 units	49.38 per 100 units	2018/05/07	60,000,000	2017/06/05
61342	Hongkong and Shanghai Banking Corporation Ltd., The	Tencent R Bull CBBC Jul 2018 N	0.2500	271.88 per 100 units	273.88 per 100 units	2018/07/16	60,000,000	2017/06/05
61414	J.P. Morgan Structured Products B.V.	CUni R Bull CBBC Nov 2017 C	0.2500	10.4800	10.6800	2017/11/17	40,000,000	2017/06/05
61420	J.P. Morgan Structured Products B.V.	HSI R Bull CBBC Aug 2018 U	0.2500	25,300 per 10,000 units	25,500 per 10,000 units	2018/08/30	200,000,000	2017/06/05
61421	J.P. Morgan Structured Products B.V.	HSI R Bear CBBC Sep 2017 B	0.2500	25,900 per 10,000 units	25,700 per 10,000 units	2017/09/28	200,000,000	2017/06/05
61416	J.P. Morgan Structured Products B.V.	Tencent R Bull CBBC Oct 2017 R	0.2500	273.88 per 100 units	275.88 per 100 units	2017/10/20	40,000,000	2017/06/05
61383	Macquarie Bank Ltd.	HSI R Bull CBBC May 2018 D	0.2500	24,658 per 10,000 units	24,808 per 10,000 units	2018/05/30	40,000,000	2017/06/05
61361	SGA Societe Generale Acceptance N.V./SG Issuer	BOCL R Bear CBBC Nov 2017 A	0.2500	4.6600	4.5800	2017/11/29	40,000,000	2017/06/05
61375	SGA Societe Generale Acceptance N.V./SG Issuer	CUni R Bull CBBC Mar 2018 A	0.2500	9.6800	9.8800	2018/03/28	40,000,000	2017/06/05
61365	SGA Societe Generale Acceptance N.V./SG Issuer	China Life R Bull CBBC Feb 2018 D	0.2500	23.7000	24.1000	2018/02/27	40,000,000	2017/06/05
61356	SGA Societe Generale Acceptance N.V./SG Issuer	HSCEI R Bull CBBC Nov 2018 G	0.2500	10,108 per 10,000 units	10,208 per 10,000 units	2018/11/29	200,000,000	2017/06/05
61360	SGA Societe Generale Acceptance N.V./SG Issuer	HSCEI R Bull CBBC Dec 2018 E	0.2500	10,308 per 10,000 units	10,408 per 10,000 units	2018/12/28	200,000,000	2017/06/05
61355	SGA Societe Generale Acceptance N.V./SG Issuer	HSCEI R Bear CBBC Feb 2018 A	0.2500	11,588 per 10,000 units	11,488 per 10,000 units	2018/02/27	200,000,000	2017/06/05
61458	SGA Societe Generale Acceptance N.V./SG Issuer	HSI R Bull CBBC Oct 2018 H	0.2500	25,408 per 10,000 units	25,508 per 10,000 units	2018/10/30	200,000,000	2017/06/05
61459	SGA Societe Generale Acceptance N.V./SG Issuer	HSI R Bull CBBC Dec 2018 D	0.2500	25,300 per 20,000 units	25,400 per 20,000 units	2018/12/28	200,000,000	2017/06/05
61456	SGA Societe Generale Acceptance N.V./SG Issuer	HSI R Bear CBBC Sep 2017 F	0.2500	25,788 per 10,000 units	25,688 per 10,000 units	2017/09/28	200,000,000	2017/06/05
61457	SGA Societe Generale Acceptance N.V./SG Issuer	HSI R Bear CBBC Oct 2017 J	0.2500	25,888 per 12,000 units	25,788 per 12,000 units	2017/10/30	200,000,000	2017/06/05
61376	SGA Societe Generale Acceptance N.V./SG Issuer	Ping An R Bull CBBC Mar 2018 B	0.2500	47.60 per 100 units	48.20 per 100 units	2018/03/28	100,000,000	2017/06/05
61352	UBS AG	HSI R Bull CBBC Aug 2018 X	0.2500	25,400 per 12,000 units	25,600 per 12,000 units	2018/08/30	250,000,000	2017/06/05
61353	UBS AG	HSI R Bear CBBC Sep 2017 M	0.2500	25,831 per 12,000 units	25,631 per 12,000 units	2017/09/28	250,000,000	2017/06/05
61385	UBS AG	HSI R Bear CBBC Sep 2017 N	0.2500	27,100 per 10,000 units	26,900 per 10,000 units	2017/09/28	250,000,000	2017/06/05
61492	BNP Paribas Issuance B.V.	HSI R Bull CBBC Aug 2018 S	0.2500	25,500 per 10,000 units	25,700 per 10,000 units	2018/08/30	250,000,000	2017/06/06
61552	Credit Suisse AG	Geely Auto R Bull CBBC Jan 2018 C	0.2500	11.0800	11.3800	2018/01/18	50,000,000	2017/06/06
61547	Credit Suisse AG	HSI R Bull CBBC Feb 2018 M	0.2500	25,350 per 12,000 units	25,550 per 12,000 units	2018/02/27	200,000,000	2017/06/06
61557	Credit Suisse AG	HSI R Bull CBBC Aug 2018 H	0.2500	25,501 per 10,000 units	25,701 per 10,000 units	2018/08/30	200,000,000	2017/06/06
61558	Credit Suisse AG	HSI R Bear CBBC Sep 2017 T	0.2500	25,970 per 15,000 units	25,750 per 15,000 units	2017/09/28	300,000,000	2017/06/06
61549	Credit Suisse AG	HSI R Bear CBBC Nov 2017 F	0.2500	27,700 per 10,000 units	27,500 per 10,000 units	2017/11/29	200,000,000	2017/06/06
61497	Goldman Sachs Structured Products (Asia) Ltd.	HSI R Bull CBBC Mar 2018 H	0.2500	25,601 per 10,000 units	25,701 per 10,000 units	2018/03/28	200,000,000	2017/06/06
61496	Goldman Sachs Structured Products (Asia) Ltd.	HSI R Bear CBBC Sep 2017 L	0.2500	25,950 per 12,000 units	25,800 per 12,000 units	2017/09/28	200,000,000	2017/06/06
61462	Hongkong and Shanghai Banking Corporation Ltd., The	AIA R Bear CBBC Oct 2018 A	0.2500	62.98 per 100 units	62.38 per 100 units	2018/10/08	40,000,000	2017/06/06
61477	Hongkong and Shanghai Banking Corporation Ltd., The	China Shenhua R Bull CBBC May 2018 A	0.2500	17.5800	18.0800	2018/05/07	40,000,000	2017/06/06
61463	Hongkong and Shanghai Banking Corporation Ltd., The	HKEX R Bull CBBC Jul 2018 C	0.2500	193.88 per 100 units	195.88 per 100 units	2018/07/09	50,000,000	2017/06/06
61475	Hongkong and Shanghai Banking Corporation Ltd., The	Lenovo R Bull CBBC May 2018 A	0.2500	4.4800	4.6300	2018/05/07	40,000,000	2017/06/06
61476	Hongkong and Shanghai Banking Corporation Ltd., The	Lenovo R Bull CBBC Oct 2018 A	0.2500	3.7300	3.8800	2018/10/15	40,000,000	2017/06/06
61473	Hongkong and Shanghai Banking Corporation Ltd., The	Sands China R Bull CBBC Aug 2018 A	0.2500	33.58 per 100 units	34.38 per 100 units	2018/08/13	80,000,000	2017/06/06

Newly listed callable bull/bear contracts (continued)

Code	Issuer	Name of issue	Issue prices (HK\$)	Strike price (HKD)/Strike level per 10 units	Call price (HKD)/Call level per 10 units	Expiry date	No. of issue (units)	Listing date
61467	Hongkong and Shanghai Banking Corporation Ltd., The	Tencent R Bull CBBC Jul 2018 O	0.2500	265.88 per 100 units	267.88 per 100 units	2018/07/09	60,000,000	2017/06/06
61514	J.P. Morgan Structured Products B.V.	CSOP A50 ETF R Bull CBBC Jan 2018 D	0.2500	11.5800	11.6800	2018/01/19	40,000,000	2017/06/06
61509	J.P. Morgan Structured Products B.V.	HSI R Bull CBBC Aug 2018 V	0.2500	25,500 per 10,000 units	25,700 per 10,000 units	2018/08/30	200,000,000	2017/06/06
61513	J.P. Morgan Structured Products B.V.	HSI R Bull CBBC Aug 2018 W	0.2500	25,358 per 10,000 units	25,458 per 10,000 units	2018/08/30	200,000,000	2017/06/06
61506	J.P. Morgan Structured Products B.V.	HSI R Bear CBBC Sep 2017 C	0.2500	25,948 per 10,000 units	25,848 per 10,000 units	2017/09/28	200,000,000	2017/06/06
61488	Macquarie Bank Ltd.	HSI R Bull CBBC Jul 2018 A	0.2500	25,058 per 10,000 units	25,208 per 10,000 units	2018/07/30	40,000,000	2017/06/06
61482	Macquarie Bank Ltd.	HSI R Bear CBBC Jul 2018 B	0.2500	26,538 per 10,000 units	26,388 per 10,000 units	2018/07/30	40,000,000	2017/06/06
61485	Macquarie Bank Ltd.	HSI R Bear CBBC Jul 2018 C	0.2500	26,350 per 20,000 units	26,200 per 20,000 units	2018/07/30	40,000,000	2017/06/06
61461	SGA Societe Generale Acceptance N.V./SG Issuer	COVS R Bull CBBC Feb 2018 A	0.2500	21.7000	22.1000	2018/02/27	40,000,000	2017/06/06
61536	SGA Societe Generale Acceptance N.V./SG Issuer	HSI R Bull CBBC Oct 2018 J	0.2500	25,458 per 12,000 units	25,658 per 12,000 units	2018/10/30	200,000,000	2017/06/06
61538	SGA Societe Generale Acceptance N.V./SG Issuer	HSI R Bull CBBC Nov 2018 I	0.2500	25,358 per 12,000 units	25,458 per 12,000 units	2018/11/29	200,000,000	2017/06/06
61516	SGA Societe Generale Acceptance N.V./SG Issuer	HSI R Bear CBBC Sep 2017 B	0.2500	27,638 per 12,000 units	27,438 per 12,000 units	2017/09/28	200,000,000	2017/06/06
61515	SGA Societe Generale Acceptance N.V./SG Issuer	HSI R Bear CBBC Sep 2017 G	0.2500	26,038 per 10,000 units	25,838 per 10,000 units	2017/09/28	200,000,000	2017/06/06
61532	SGA Societe Generale Acceptance N.V./SG Issuer	HSI R Bear CBBC Oct 2017 K	0.2500	26,300 per 20,000 units	26,200 per 20,000 units	2017/10/30	200,000,000	2017/06/06
61535	SGA Societe Generale Acceptance N.V./SG Issuer	HSI R Bear CBBC Oct 2017 L	0.2500	26,988 per 10,000 units	26,888 per 10,000 units	2017/10/30	200,000,000	2017/06/06
61540	SGA Societe Generale Acceptance N.V./SG Issuer	PetroChina R Bull CBBC Feb 2018 A	0.2500	4.1300	4.2800	2018/02/27	40,000,000	2017/06/06
61494	UBS AG	HSI R Bull CBBC Sep 2018 I	0.2500	25,500 per 12,000 units	25,700 per 12,000 units	2018/09/27	250,000,000	2017/06/06
61568	BNP Paribas Issuance B.V.	HSI R Bear CBBC Feb 2018 Y	0.2500	26,000 per 10,000 units	25,800 per 10,000 units	2018/02/27	250,000,000	2017/06/07
61606	Credit Suisse AG	Geely Auto R Bear CBBC Dec 2017 H	0.3000	15.4800	15.1800	2017/12/28	50,000,000	2017/06/07
61607	Credit Suisse AG	HKEX R Bear CBBC Mar 2018 A	0.3500	228.88 per 100 units	226.88 per 100 units	2018/03/16	50,000,000	2017/06/07
61604	Credit Suisse AG	HSI R Bull CBBC Mar 2018 J	0.2500	25,578 per 10,000 units	25,678 per 10,000 units	2018/03/28	150,000,000	2017/06/07
61603	Credit Suisse AG	HSI R Bear CBBC Sep 2017 V	0.2500	26,000 per 10,000 units	25,800 per 10,000 units	2017/09/28	200,000,000	2017/06/07
61621	Goldman Sachs Structured Products (Asia) Ltd.	HSI R Bull CBBC Mar 2018 I	0.2500	25,450 per 12,000 units	25,600 per 12,000 units	2018/03/28	200,000,000	2017/06/07
61615	Goldman Sachs Structured Products (Asia) Ltd.	HSI R Bear CBBC Sep 2017 M	0.2500	25,811 per 12,000 units	25,661 per 12,000 units	2017/09/28	200,000,000	2017/06/07
61579	Hongkong and Shanghai Banking Corporation Ltd., The	Geely Auto R Bull CBBC May 2018 A	0.2500	11.5800	11.8800	2018/05/07	40,000,000	2017/06/07
61580	Hongkong and Shanghai Banking Corporation Ltd., The	Great Wall Motor R Bull CBBC Jul 2018 B	0.2500	7.2800	7.7800	2018/07/09	40,000,000	2017/06/07
61573	Hongkong and Shanghai Banking Corporation Ltd., The	HSI R Bear CBBC Apr 2018 I	0.2500	25,838 per 15,000 units	25,688 per 15,000 units	2018/04/27	100,000,000	2017/06/07
61574	Hongkong and Shanghai Banking Corporation Ltd., The	HSI R Bear CBBC Apr 2018 J	0.2500	25,938 per 15,000 units	25,788 per 15,000 units	2018/04/27	100,000,000	2017/06/07
61575	Hongkong and Shanghai Banking Corporation Ltd., The	HSI R Bear CBBC Aug 2018 F	0.2500	28,638 per 20,000 units	28,438 per 20,000 units	2018/08/30	150,000,000	2017/06/07
61577	Hongkong and Shanghai Banking Corporation Ltd., The	Lenovo R Bull CBBC Apr 2018 B	0.2500	4.7800	4.9300	2018/04/09	40,000,000	2017/06/07
61584	Hongkong and Shanghai Banking Corporation Ltd., The	Ping An R Bear CBBC Nov 2018 A	0.2500	60.48 per 100 units	59.88 per 100 units	2018/11/05	40,000,000	2017/06/07
61585	Hongkong and Shanghai Banking Corporation Ltd., The	Tencent R Bull CBBC Aug 2018 C	0.2500	266.88 per 100 units	268.88 per 100 units	2018/08/13	60,000,000	2017/06/07
61569	Hongkong and Shanghai Banking Corporation Ltd., The	Tencent R Bear CBBC Jul 2018 F	0.2500	273.88 per 100 units	271.88 per 100 units	2018/07/09	50,000,000	2017/06/07
61592	Hongkong and Shanghai Banking Corporation Ltd., The	Tencent R Bear CBBC Jul 2018 G	0.2500	278.38 per 100 units	275.88 per 100 units	2018/07/30	50,000,000	2017/06/07
61626	J.P. Morgan Structured Products B.V.	Geely Auto R Bull CBBC Mar 2018 C	0.2500	11.1800	11.4800	2018/03/16	40,000,000	2017/06/07
61625	J.P. Morgan Structured Products B.V.	Geely Auto R Bear CBBC Mar 2018 B	0.2700	15.5800	15.2800	2018/03/16	40,000,000	2017/06/07
61627	J.P. Morgan Structured Products B.V.	HSI R Bull CBBC Aug 2018 X	0.2500	25,458 per 10,000 units	25,558 per 10,000 units	2018/08/30	200,000,000	2017/06/07
61628	J.P. Morgan Structured Products B.V.	HSI R Bear CBBC Sep 2017 D	0.2500	25,848 per 10,000 units	25,748 per 10,000 units	2017/09/28	200,000,000	2017/06/07
61622	J.P. Morgan Structured Products B.V.	Tencent R Bull CBBC Sep 2017 O	0.2500	267.88 per 100 units	269.88 per 100 units	2017/09/15	40,000,000	2017/06/07
61600	SGA Societe Generale Acceptance N.V./SG Issuer	Geely Auto R Bull CBBC Feb 2018 B	0.2500	11.7800	11.9800	2018/02/27	40,000,000	2017/06/07
61559	SGA Societe Generale Acceptance N.V./SG Issuer	Geely Auto R Bull CBBC Mar 2018 A	0.2500	10.9800	11.1800	2018/03/28	40,000,000	2017/06/07
61597	SGA Societe Generale Acceptance N.V./SG Issuer	Geely Auto R Bear CBBC Nov 2017 C	0.2500	14.7800	14.5800	2017/11/29	40,000,000	2017/06/07
61594	SGA Societe Generale Acceptance N.V./SG Issuer	Galaxy R Bull CBBC Mar 2018 B	0.2500	41.70 per 100 units	42.10 per 100 units	2018/03/28	100,000,000	2017/06/07

Newly listed callable bull/bear contracts (continued)

Code	Issuer	Name of issue	Issue prices (HK\$)	Strike price (HKD)/Strike level per 10 units	Call price (HKD)/Call level per 10 units	Expiry date	No. of issue (units)	Listing date
61601	SGA Societe Generale Acceptance N.V./SG Issuer	Sands R Bull CBBC Apr 2018 A	0.2500	33.30 per 100 units	34.10 per 100 units	2018/04/27	100,000,000	2017/06/07
61567	SGA Societe Generale Acceptance N.V./SG Issuer	Tencent R Bull CBBC Feb 2018 J	0.2500	268.70 per 100 units	270.20 per 100 units	2018/02/27	100,000,000	2017/06/07
61564	SGA Societe Generale Acceptance N.V./SG Issuer	Tencent R Bear CBBC Dec 2017 C	0.2500	277.80 per 100 units	275.80 per 100 units	2017/12/28	100,000,000	2017/06/07
61611	UBS AG	HSI R Bull CBBC Feb 2018 L	0.2500	25,350 per 10,000 units	25,550 per 10,000 units	2018/02/27	200,000,000	2017/06/07
61609	UBS AG	HSI R Bear CBBC Sep 2017 O	0.2500	25,900 per 12,000 units	25,700 per 12,000 units	2017/09/28	250,000,000	2017/06/07
61632	BNP Paribas Issuance B.V.	CSOP A50 ETF R Bull CBBC Jan 18 A	0.2500	11.8000	12.0000	2018/01/30	60,000,000	2017/06/08
61633	BNP Paribas Issuance B.V..	HS H ETF R Bull CBBC Jan 2018 A	0.2500	98 per 100 units	100 per 100 units	2018/01/30	80,000,000	2017/06/08
61630	BNP Paribas Issuance B.V.	Tencent R Bull CBBC Aug 2018 I	0.2500	263 per 100 units	265 per 100 units	2018/08/30	40,000,000	2017/06/08
61644	BNP Paribas Issuance B.V.	Tencent R Bull CBBC Aug 2018 J	0.2500	268 per 100 units	270 per 100 units	2018/08/30	40,000,000	2017/06/08
61631	BNP Paribas Issuance B.V.	Tencent R Bear CBBC Apr 2018 I	0.2500	272 per 100 units	270 per 100 units	2018/04/27	40,000,000	2017/06/08
61688	Credit Suisse AG	Geely Auto R Bull CBBC Jan 2018 D	0.2500	12.2800	12.5800	2018/01/25	50,000,000	2017/06/08
61682	Credit Suisse AG	HSI R Bull CBBC Aug 2018 B	0.2500	25,300 per 10,000 units	25,500 per 10,000 units	2018/08/30	200,000,000	2017/06/08
61690	Credit Suisse AG	HSI R Bull CBBC Aug 2018 I	0.2500	25,609 per 10,000 units	25,809 per 10,000 units	2018/08/30	200,000,000	2017/06/08
61684	Credit Suisse AG	HSI R Bear CBBC Oct 2017 A	0.2500	27,600 per 10,000 units	27,400 per 10,000 units	2017/10/30	200,000,000	2017/06/08
61678	Credit Suisse AG	HSI R Bear CBBC Nov 2017 G	0.2500	25,881 per 15,000 units	25,661 per 15,000 units	2017/11/29	300,000,000	2017/06/08
61683	Credit Suisse AG	HSI R Bear CBBC Nov 2017 H	0.2500	27,400 per 10,000 units	27,200 per 10,000 units	2017/11/29	200,000,000	2017/06/08
61689	Credit Suisse AG	Ping An R Bear CBBC Jan 2018 B	0.2500	57.68 per 100 units	57.08 per 100 units	2018/01/26	50,000,000	2017/06/08
61686	Credit Suisse AG	Tencent R Bull CBBC Feb 2018 I	0.2500	268.98 per 100 units	270.98 per 100 units	2018/02/08	50,000,000	2017/06/08
61685	Credit Suisse AG	Tencent R Bull CBBC Mar 2018 E	0.2500	261.98 per 100 units	263.98 per 100 units	2018/03/01	50,000,000	2017/06/08
61680	Credit Suisse AG	Tencent R Bear CBBC Jan 2018 B	0.2500	270.48 per 100 units	267.98 per 100 units	2018/01/19	50,000,000	2017/06/08
61667	The Bank of East Asia, Ltd.	China Mobile R Bull CBBC Apr 2018 B	0.2500	82.38 per 100 units	83.88 per 100 units	2018/04/26	40,000,000	2017/06/08
61670	The Bank of East Asia, Ltd.	Galaxy Ent R Bull CBBC Apr 2018 B	0.5600	41.4800	42.2800	2018/04/26	18,000,000	2017/06/08
61668	The Bank of East Asia, Ltd.	Ping An R Bull CBBC Apr 2018 C	0.6500	47.4800	48.0800	2018/04/26	16,000,000	2017/06/08
61664	The Bank of East Asia, Ltd.	Tencent R Bull CBBC Apr 2018 J	0.2500	267.88 per 100 units	270.08 per 100 units	2018/04/26	40,000,000	2017/06/08
61665	The Bank of East Asia, Ltd.	Tencent R Bull CBBC Apr 2018 K	0.2500	264.08 per 100 units	266.28 per 100 units	2018/04/26	40,000,000	2017/06/08
61666	The Bank of East Asia, Ltd.	Tencent R Bull CBBC Apr 2018 L	0.2500	261.88 per 100 units	264.08 per 100 units	2018/04/26	40,000,000	2017/06/08
61700	Goldman Sachs Structured Products (Asia) Ltd.	HSI R Bull CBBC Mar 2018 J	0.2500	25,709 per 10,000 units	25,809 per 10,000 units	2018/03/28	200,000,000	2017/06/08
61647	Hongkong and Shanghai Banking Corporation Ltd., The	Geely Auto R Bull CBBC Apr 2018 C	0.2500	12.1800	12.4800	2018/04/30	40,000,000	2017/06/08
61660	Hongkong and Shanghai Banking Corporation Ltd., The	Galaxy Ent R Bull CBBC Jul 2018 C	0.2500	42.58 per 100 units	43.38 per 100 units	2018/07/16	80,000,000	2017/06/08
61646	Hongkong and Shanghai Banking Corporation Ltd., The	HSCEI R Bear CBBC Aug 2018 A	0.2500	12,088 per 10,000 units	11,988 per 10,000 units	2018/08/30	50,000,000	2017/06/08
61661	Hongkong and Shanghai Banking Corporation Ltd., The	HSI R Bull CBBC Jul 2018 G	0.2500	25,548 per 15,000 units	25,698 per 15,000 units	2018/07/30	100,000,000	2017/06/08
61662	Hongkong and Shanghai Banking Corporation Ltd., The	HSI R Bear CBBC Aug 2018 G	0.2500	27,738 per 15,000 units	27,588 per 15,000 units	2018/08/30	100,000,000	2017/06/08
61650	Hongkong and Shanghai Banking Corporation Ltd., The	Tencent R Bull CBBC Jul 2018 P	0.2500	260.88 per 100 units	262.88 per 100 units	2018/07/23	60,000,000	2017/06/08
61655	Hongkong and Shanghai Banking Corporation Ltd., The	Tencent R Bull CBBC Jul 2018 Q	0.2500	262.88 per 100 units	264.88 per 100 units	2018/07/16	60,000,000	2017/06/08
61658	Hongkong and Shanghai Banking Corporation Ltd., The	Tencent R Bull CBBC Jul 2018 R	0.2500	264.88 per 100 units	266.88 per 100 units	2018/07/09	60,000,000	2017/06/08
61698	J.P. Morgan Structured Products B.V.	HSI R Bull CBBC Sep 2018 B	0.2500	25,609 per 10,000 units	25,809 per 10,000 units	2018/09/27	200,000,000	2017/06/08
61691	J.P. Morgan Structured Products B.V.	HSI R Bear CBBC Sep 2017 E	0.2500	26,000 per 10,000 units	25,800 per 10,000 units	2017/09/28	200,000,000	2017/06/08
61692	J.P. Morgan Structured Products B.V.	Tencent R Bull CBBC Oct 2017 S	0.2500	265.88 per 100 units	267.88 per 100 units	2017/10/20	40,000,000	2017/06/08
61636	SGA Societe Generale Acceptance N.V./SG Issuer	CUni R Bull CBBC Mar 2018 B	0.2500	10.2800	10.4800	2018/03/28	40,000,000	2017/06/08
61673	SGA Societe Generale Acceptance N.V./SG Issuer	CCB R Bull CBBC Mar 2018 A	0.2500	6.3000	6.3800	2018/03/28	40,000,000	2017/06/08
61714	SGA Societe Generale Acceptance N.V./SG Issuer	HSI R Bull CBBC Oct 2018 N	0.2500	25,708 per 10,000 units	25,808 per 10,000 units	2018/10/30	200,000,000	2017/06/08
61718	SGA Societe Generale Acceptance N.V./SG Issuer	HSI R Bull CBBC Nov 2018 J	0.2500	25,658 per 12,000 units	25,758 per 12,000 units	2018/11/29	200,000,000	2017/06/08
61709	SGA Societe Generale Acceptance N.V./SG Issuer	HSI R Bear CBBC Sep 2017 H	0.2500	26,088 per 12,000 units	25,888 per 12,000 units	2017/09/28	200,000,000	2017/06/08

Newly listed callable bull/bear contracts (continued)

Code	Issuer	Name of issue	Issue prices (HK\$)	Strike price (HKD)/Strike level per 10 units	Call price (HKD)/Call level per 10 units	Expiry date	No. of issue (units)	Listing date
61710	SGA Societe Generale Acceptance N.V./SG Issuer	HSI R Bear CBBC Oct 2017 M	0.2500	27,088 per 10,000 units	26,988 per 10,000 units	2017/10/30	200,000,000	2017/06/08
61711	SGA Societe Generale Acceptance N.V./SG Issuer	HSI R Bear CBBC Nov 2017 C	0.2550	28,738 per 12,000 units	28,638 per 12,000 units	2017/11/29	200,000,000	2017/06/08
61677	SGA Societe Generale Acceptance N.V./SG Issuer	ICBC R Bull CBBC Feb 2018 A	0.2500	4.9800	5.0800	2018/02/27	40,000,000	2017/06/08
61637	SGA Societe Generale Acceptance N.V./SG Issuer	Tencent R Bull CBBC Mar 2018 J	0.2500	262.70 per 100 units	264.20 per 100 units	2018/03/28	100,000,000	2017/06/08
61701	UBS AG	CC Bank R Bull CBBC Aug 2018 A	0.2500	6.2800	6.3800	2018/08/13	40,000,000	2017/06/08
61704	UBS AG	CC Bank R Bull CBBC Aug 2018 B	0.2500	5.8000	5.9000	2018/08/06	40,000,000	2017/06/08
61708	UBS AG	HSI R Bull CBBC Aug 2018 Y	0.2500	25,709 per 10,000 units	25,809 per 10,000 units	2018/08/30	200,000,000	2017/06/08
61707	UBS AG	HSI R Bear CBBC Sep 2017 P	0.2500	25,950 per 10,000 units	25,750 per 10,000 units	2017/09/28	200,000,000	2017/06/08
61706	UBS AG	Ping An R Bull CBBC Oct 2018 A	0.2500	48.08 per 100 units	48.68 per 100 units	2018/10/29	40,000,000	2017/06/08
61788	BNP Paribas Issuance B.V.	HSI R Bull CBBC Aug 2018 H	0.2500	25,700 per 10,000 units	25,900 per 10,000 units	2018/08/30	250,000,000	2017/06/09
61721	BNP Paribas Issuance B.V.	HSI R Bull CBBC Aug 2018 Z	0.2500	25,600 per 10,000 units	25,800 per 10,000 units	2018/08/30	250,000,000	2017/06/09
61723	BNP Paribas Issuance B.V.	HSI R Bear CBBC Feb 2018 D	0.2500	26,100 per 10,000 units	25,900 per 10,000 units	2018/02/27	250,000,000	2017/06/09
61726	BNP Paribas Issuance B.V.	HSI R Bear CBBC Feb 2018 H	0.2500	27,400 per 10,000 units	27,200 per 10,000 units	2018/02/27	250,000,000	2017/06/09
61727	BNP Paribas Issuance B.V.	HSI R Bear CBBC Feb 2018 O	0.2500	27,600 per 10,000 units	27,400 per 10,000 units	2018/02/27	250,000,000	2017/06/09
61728	BNP Paribas Issuance B.V.	HSI R Bear CBBC Feb 2018 T	0.2500	27,800 per 10,000 units	27,600 per 10,000 units	2018/02/27	250,000,000	2017/06/09
61823	Credit Suisse AG	Geely Auto R Bull CBBC Feb 2018 A	0.2500	13.2800	13.5800	2018/02/02	50,000,000	2017/06/09
61829	Credit Suisse AG	Geely Auto R Bear CBBC Jan 2018 A	0.2800	16.4800	16.1800	2018/01/29	50,000,000	2017/06/09
61831	Credit Suisse AG	Galaxy Ent R Bull CBBC Mar 2018 A	0.2500	43.18 per 100 units	43.98 per 100 units	2018/03/02	50,000,000	2017/06/09
61834	Credit Suisse AG	HKEX R Bull CBBC Jan 2018 B	0.2500	197.98 per 100 units	199.98 per 100 units	2018/01/19	50,000,000	2017/06/09
61836	Credit Suisse AG	HKEX R Bull CBBC Jan 2018 C	0.2500	202.98 per 100 units	204.98 per 100 units	2018/01/26	50,000,000	2017/06/09
61842	Credit Suisse AG	HSI R Bull CBBC Feb 2018 H	0.2500	25,724 per 12,000 units	25,924 per 12,000 units	2018/02/27	200,000,000	2017/06/09
61841	Credit Suisse AG	HSI R Bull CBBC Feb 2018 O	0.2500	25,550 per 12,000 units	25,750 per 12,000 units	2018/02/27	200,000,000	2017/06/09
61840	Credit Suisse AG	HSI R Bear CBBC Oct 2017 B	0.2500	27,900 per 10,000 units	27,700 per 10,000 units	2017/10/30	200,000,000	2017/06/09
61839	Credit Suisse AG	HSI R Bear CBBC Nov 2017 I	0.2500	26,050 per 12,000 units	25,850 per 12,000 units	2017/11/29	200,000,000	2017/06/09
61846	Credit Suisse AG	HSI R Bear CBBC Dec 2017 D	0.2500	27,800 per 10,000 units	27,600 per 10,000 units	2017/12/28	200,000,000	2017/06/09
61821	Credit Suisse AG	Tencent R Bull CBBC Mar 2018 F	0.2500	265.98 per 100 units	267.98 per 100 units	2018/03/09	50,000,000	2017/06/09
61822	Credit Suisse AG	Tencent R Bear CBBC Dec 2017 J	0.2500	276.38 per 100 units	273.88 per 100 units	2017/12/28	50,000,000	2017/06/09
61819	Goldman Sachs Structured Products (Asia) Ltd.	HSI R Bull CBBC Mar 2018 K	0.2500	25,824 per 10,000 units	25,924 per 10,000 units	2018/03/28	200,000,000	2017/06/09
61790	Goldman Sachs Structured Products (Asia) Ltd.	HSI R Bear CBBC Oct 2017 G	0.2500	27,250 per 12,000 units	27,100 per 12,000 units	2017/10/30	200,000,000	2017/06/09
61791	Goldman Sachs Structured Products (Asia) Ltd.	HSI R Bear CBBC Oct 2017 H	0.2500	27,400 per 10,000 units	27,300 per 10,000 units	2017/10/30	200,000,000	2017/06/09
61818	Goldman Sachs Structured Products (Asia) Ltd.	HSI R Bear CBBC Oct 2017 I	0.2500	26,050 per 10,000 units	25,950 per 10,000 units	2017/10/30	200,000,000	2017/06/09
61792	Goldman Sachs Structured Products (Asia) Ltd.	HSI R Bear CBBC Nov 2017 A	0.2500	27,700 per 10,000 units	27,600 per 10,000 units	2017/11/29	200,000,000	2017/06/09
61793	Goldman Sachs Structured Products (Asia) Ltd.	HSI R Bear CBBC Nov 2017 B	0.2500	28,000 per 10,000 units	27,800 per 10,000 units	2017/11/29	200,000,000	2017/06/09
61755	Hongkong and Shanghai Banking Corporation Ltd., The	BOCL R Bear CBBC Sep 2018 A	0.2500	4.6600	4.5800	2018/09/17	40,000,000	2017/06/09
61739	Hongkong and Shanghai Banking Corporation Ltd., The	Geely Auto R Bull CBBC Jul 2018 C	0.2500	12.7800	13.0800	2018/07/30	40,000,000	2017/06/09
61738	Hongkong and Shanghai Banking Corporation Ltd., The	Geely Auto R Bear CBBC Apr 2018 E	0.2500	15.5800	15.2800	2018/04/23	40,000,000	2017/06/09
61741	Hongkong and Shanghai Banking Corporation Ltd., The	Geely Auto R Bear CBBC Aug 2018 A	0.2500	16.1800	15.8800	2018/08/20	40,000,000	2017/06/09
61743	Hongkong and Shanghai Banking Corporation Ltd., The	HKEX R Bull CBBC Jul 2018 D	0.2500	192.38 per 100 units	194.38 per 100 units	2018/07/30	50,000,000	2017/06/09
61744	Hongkong and Shanghai Banking Corporation Ltd., The	HKEX R Bull CBBC Jul 2018 E	0.2500	196.88 per 100 units	198.88 per 100 units	2018/07/23	50,000,000	2017/06/09
61747	Hongkong and Shanghai Banking Corporation Ltd., The	HKEX R Bear CBBC Jul 2018 A	0.2500	216.88 per 100 units	214.88 per 100 units	2018/07/09	40,000,000	2017/06/09
61748	Hongkong and Shanghai Banking Corporation Ltd., The	HKEX R Bear CBBC Sep 2018 A	0.2500	221.88 per 100 units	219.88 per 100 units	2018/09/14	40,000,000	2017/06/09
61781	Hongkong and Shanghai Banking Corporation Ltd., The	HSI R Bull CBBC Jul 2018 H	0.2500	25,748 per 15,000 units	25,898 per 15,000 units	2018/07/30	100,000,000	2017/06/09
61778	Hongkong and Shanghai Banking Corporation Ltd., The	HSI R Bull CBBC Aug 2018 H	0.2500	25,648 per 15,000 units	25,798 per 15,000 units	2018/08/30	100,000,000	2017/06/09

Newly listed callable bull/bear contracts (continued)

Code	Issuer	Name of issue	Issue prices (HK\$)	Strike price (HKD)/Strike level per 10 units	Call price (HKD)/Call level per 10 units	Expiry date	No. of issue (units)	Listing date
61757	Hongkong and Shanghai Banking Corporation Ltd., The	PetCh R Bear CBBC Jul 2018 A	0.2500	5.6300	5.4800	2018/07/23	40,000,000	2017/06/09
61763	Hongkong and Shanghai Banking Corporation Ltd., The	Tencent R Bull CBBC Jul 2018 S	0.2500	268.88 per 100 units	270.88 per 100 units	2018/07/23	60,000,000	2017/06/09
61816	J.P. Morgan Structured Products B.V.	HKEX R Bull CBBC Oct 2017 L	0.2500	194.88 per 100 units	196.88 per 100 units	2017/10/20	40,000,000	2017/06/09
61817	J.P. Morgan Structured Products B.V.	HKEX R Bull CBBC Oct 2017 M	0.2500	200.88 per 100 units	202.88 per 100 units	2017/10/20	40,000,000	2017/06/09
61811	J.P. Morgan Structured Products B.V.	HSI R Bull CBBC Mar 2018 D	0.2500	25,700 per 8,000 units	25,900 per 8,000 units	2018/03/28	160,000,000	2017/06/09
61812	J.P. Morgan Structured Products B.V.	HSI R Bull CBBC Aug 2018 Y	0.2500	25,558 per 10,000 units	25,658 per 10,000 units	2018/08/30	200,000,000	2017/06/09
61815	J.P. Morgan Structured Products B.V.	Tencent R Bull CBBC Oct 2017 T	0.2500	263.88 per 100 units	265.88 per 100 units	2017/10/20	40,000,000	2017/06/09
61768	SGA Societe Generale Acceptance N.V./SG Issuer	Geely Auto R Bull CBBC Apr 2018 A	0.2500	12.5800	12.7800	2018/04/27	40,000,000	2017/06/09
61764	SGA Societe Generale Acceptance N.V./SG Issuer	Geely Auto R Bear CBBC Dec 2017 A	0.2500	15.8800	15.5800	2017/12/28	40,000,000	2017/06/09
61772	SGA Societe Generale Acceptance N.V./SG Issuer	HKEX R Bull CBBC Mar 2018 C	0.2500	193.12 per 100 units	195.10 per 100 units	2018/03/28	100,000,000	2017/06/09
61775	SGA Societe Generale Acceptance N.V./SG Issuer	HKEX R Bull CBBC Apr 2018 A	0.2500	196.12 per 100 units	198.10 per 100 units	2018/04/27	100,000,000	2017/06/09
61777	SGA Societe Generale Acceptance N.V./SG Issuer	HKEX R Bull CBBC Apr 2018 B	0.2500	199.12 per 100 units	201.10 per 100 units	2018/04/27	100,000,000	2017/06/09
61771	SGA Societe Generale Acceptance N.V./SG Issuer	HKEX R Bear CBBC Dec 2017 A	0.2500	221.80 per 100 units	219.80 per 100 units	2017/12/28	100,000,000	2017/06/09
61856	SGA Societe Generale Acceptance N.V./SG Issuer	HSI R Bull CBBC Nov 2018 K	0.2500	25,608 per 10,000 units	25,708 per 10,000 units	2018/11/29	200,000,000	2017/06/09
61857	SGA Societe Generale Acceptance N.V./SG Issuer	HSI R Bull CBBC Nov 2018 L	0.2500	25,808 per 10,000 units	25,908 per 10,000 units	2018/11/29	200,000,000	2017/06/09
61858	SGA Societe Generale Acceptance N.V./SG Issuer	HSI R Bull CBBC Dec 2018 E	0.2500	25,758 per 12,000 units	25,858 per 12,000 units	2018/12/28	200,000,000	2017/06/09
61847	SGA Societe Generale Acceptance N.V./SG Issuer	HSI R Bear CBBC Sep 2017 I	0.2500	26,038 per 10,000 units	25,938 per 10,000 units	2017/09/28	200,000,000	2017/06/09
61848	SGA Societe Generale Acceptance N.V./SG Issuer	HSI R Bear CBBC Sep 2017 K	0.2500	27,188 per 10,000 units	27,088 per 10,000 units	2017/09/28	200,000,000	2017/06/09
61849	SGA Societe Generale Acceptance N.V./SG Issuer	HSI R Bear CBBC Oct 2017 N	0.2500	26,088 per 10,000 units	25,988 per 10,000 units	2017/10/30	200,000,000	2017/06/09
61852	SGA Societe Generale Acceptance N.V./SG Issuer	HSI R Bear CBBC Oct 2017 O	0.2500	27,238 per 12,000 units	27,138 per 12,000 units	2017/10/30	200,000,000	2017/06/09
61800	UBS AG	HKEX R Bull CBBC Dec 2017 B	0.2500	193.98 per 100 units	195.98 per 100 units	2017/12/04	50,000,000	2017/06/09
61801	UBS AG	HSCEI R Bull CBBC Aug 2018 B	0.2500	10,288 per 10,000 units	10,388 per 10,000 units	2018/08/30	100,000,000	2017/06/09
61808	UBS AG	HSI R Bull CBBC Jul 2018 P	0.2500	25,550 per 10,000 units	25,750 per 10,000 units	2018/07/30	200,000,000	2017/06/09
61810	UBS AG	HSI R Bull CBBC Jul 2018 Q	0.2500	25,724 per 12,000 units	25,924 per 12,000 units	2018/07/30	250,000,000	2017/06/09
61802	UBS AG	HSI R Bear CBBC Sep 2017 Q	0.2500	25,910 per 10,000 units	25,810 per 10,000 units	2017/09/28	200,000,000	2017/06/09
61804	UBS AG	HSI R Bear CBBC Sep 2017 R	0.2500	26,150 per 10,000 units	25,950 per 10,000 units	2017/09/28	200,000,000	2017/06/09
61806	UBS AG	HSI R Bear CBBC Sep 2017 S	0.2500	26,500 per 12,000 units	26,300 per 12,000 units	2017/09/28	250,000,000	2017/06/09
61798	UBS AG	Tencent R Bull CBBC Dec 2017 J	0.2500	265.48 per 100 units	267.98 per 100 units	2017/12/18	50,000,000	2017/06/09
61799	UBS AG	Tencent R Bull CBBC Dec 2017 K	0.2500	267.98 per 100 units	269.98 per 100 units	2017/12/04	40,000,000	2017/06/09
61797	UBS AG	Tencent R Bull CBBC Jan 2018 B	0.2500	261.50 per 100 units	264 per 100 units	2018/01/15	50,000,000	2017/06/09
61889	BNP Paribas Issuance B.V.	HSCEI R Bear CBBC Feb 2018 K	0.2500	11,100 per 10,000 units	11,000 per 10,000 units	2018/02/27	100,000,000	2017/06/12
61892	BNP Paribas Issuance B.V.	HSCEI R Bear CBBC Feb 2018 L	0.2500	11,500 per 10,000 units	11,400 per 10,000 units	2018/02/27	100,000,000	2017/06/12
61940	Credit Suisse AG	HKEX R Bull CBBC Mar 2018 A	0.2500	193.98 per 100 units	195.98 per 100 units	2018/03/23	50,000,000	2017/06/12
61920	Credit Suisse AG	HSI R Bull CBBC Aug 2018 J	0.2500	25,700 per 10,000 units	25,900 per 10,000 units	2018/08/30	200,000,000	2017/06/12
61937	Credit Suisse AG	HSI R Bear CBBC Sep 2017 W	0.2500	26,100 per 10,000 units	25,900 per 10,000 units	2017/09/28	200,000,000	2017/06/12
61938	Credit Suisse AG	HSI R Bear CBBC Nov 2017 J	0.2500	26,628 per 10,000 units	26,528 per 10,000 units	2017/11/29	150,000,000	2017/06/12
61915	The Bank of East Asia, Ltd.	CC Bank R Bull CBBC Apr 2018 A	0.2500	6.0800	6.1800	2018/04/20	40,000,000	2017/06/12
61913	The Bank of East Asia, Ltd.	China Shenhua R Bull CBBC Apr 2018 A	0.3500	18.1800	18.6800	2018/04/20	30,000,000	2017/06/12
61905	The Bank of East Asia, Ltd.	HKEX R Bull CBBC Apr 2018 D	0.2500	203.28 per 100 units	205.28 per 100 units	2018/04/20	40,000,000	2017/06/12
61908	The Bank of East Asia, Ltd.	HKEX R Bull CBBC Apr 2018 E	0.2500	197.28 per 100 units	199.28 per 100 units	2018/04/20	40,000,000	2017/06/12
61911	The Bank of East Asia, Ltd.	Tencent R Bull CBBC Apr 2018 M	0.2500	256.88 per 100 units	259.08 per 100 units	2018/04/20	40,000,000	2017/06/12
61949	Goldman Sachs Structured Products (Asia) Ltd.	HSI R Bull CBBC Feb 2018 K	0.2500	25,600 per 12,000 units	25,750 per 12,000 units	2018/02/27	200,000,000	2017/06/12
61950	Goldman Sachs Structured Products (Asia) Ltd.	HSI R Bear CBBC Sep 2017 N	0.2500	26,050 per 12,000 units	25,900 per 12,000 units	2017/09/28	200,000,000	2017/06/12

Newly listed callable bull/bear contracts (continued)

Code	Issuer	Name of issue	Issue prices (HK\$)	Strike price (HKD)/Strike level per 10 units	Call price (HKD)/Call level per 10 units	Expiry date	No. of issue (units)	Listing date
61864	Hongkong and Shanghai Banking Corporation Ltd., The	ABC R Bear CBBC Aug 2018 A	0.2500	4.5600	4.4800	2018/08/20	40,000,000	2017/06/12
61887	Hongkong and Shanghai Banking Corporation Ltd., The	Geely Auto R Bull CBBC Jul 2018 D	0.2500	13.4800	13.7800	2018/07/23	40,000,000	2017/06/12
61863	Hongkong and Shanghai Banking Corporation Ltd., The	Geely Auto R Bear CBBC Sep 2018 A	0.3500	16.8800	16.5800	2018/09/17	40,000,000	2017/06/12
61874	Hongkong and Shanghai Banking Corporation Ltd., The	HKEX R Bull CBBC Mar 2018 E	0.2500	202.88 per 100 units	204.88 per 100 units	2018/03/19	50,000,000	2017/06/12
61873	Hongkong and Shanghai Banking Corporation Ltd., The	HKEX R Bull CBBC Jul 2018 F	0.2500	199.88 per 100 units	201.88 per 100 units	2018/07/16	50,000,000	2017/06/12
61875	Hongkong and Shanghai Banking Corporation Ltd., The	HKEX R Bear CBBC Oct 2018 A	0.2500	226.88 per 100 units	224.88 per 100 units	2018/10/15	40,000,000	2017/06/12
61879	Hongkong and Shanghai Banking Corporation Ltd., The	HSI R Bear CBBC Apr 2018 K	0.2500	26,038 per 15,000 units	25,888 per 15,000 units	2018/04/27	100,000,000	2017/06/12
61882	Hongkong and Shanghai Banking Corporation Ltd., The	HSI R Bear CBBC Apr 2018 L	0.2500	26,138 per 15,000 units	25,988 per 15,000 units	2018/04/27	100,000,000	2017/06/12
61883	Hongkong and Shanghai Banking Corporation Ltd., The	HSI R Bear CBBC Aug 2018 H	0.2500	27,838 per 15,000 units	27,688 per 15,000 units	2018/08/30	100,000,000	2017/06/12
61877	Hongkong and Shanghai Banking Corporation Ltd., The	Tencent R Bull CBBC Aug 2018 D	0.2500	263.88 per 100 units	265.88 per 100 units	2018/08/06	60,000,000	2017/06/12
61902	Haitong International Securities Co. Ltd.	Geely Auto R Bull CBBC Jun 2018 A	0.2500	12.9800	13.2800	2018/06/25	40,000,000	2017/06/12
61904	Haitong International Securities Co. Ltd.	Galaxy Ent R Bull CBBC Jun 2018 A	0.2500	41.88 per 100 units	42.68 per 100 units	2018/06/25	60,000,000	2017/06/12
61896	Haitong International Securities Co. Ltd.	HKEX R Bull CBBC Jun 2018 A	0.2500	194.88 per 100 units	196.88 per 100 units	2018/06/29	40,000,000	2017/06/12
61893	Haitong International Securities Co. Ltd.	Tencent R Bull CBBC Jun 2018 A	0.2500	261.80 per 100 units	263.80 per 100 units	2018/06/26	40,000,000	2017/06/12
61895	Haitong International Securities Co. Ltd.	Tencent R Bull CBBC Jun 2018 B	0.2500	254.80 per 100 units	256.80 per 100 units	2018/06/27	40,000,000	2017/06/12
61970	J.P. Morgan Structured Products B.V.	Galaxy Ent R Bull CBBC Jan 2018 C	0.2500	42.08 per 100 units	42.88 per 100 units	2018/01/19	100,000,000	2017/06/12
61957	J.P. Morgan Structured Products B.V.	HKEX R Bull CBBC Nov 2017 M	0.2500	198.88 per 100 units	200.88 per 100 units	2017/11/17	40,000,000	2017/06/12
61959	J.P. Morgan Structured Products B.V.	HKEX R Bear CBBC Feb 2018 A	0.2500	220.88 per 100 units	218.08 per 100 units	2018/02/15	40,000,000	2017/06/12
61955	J.P. Morgan Structured Products B.V.	HSI R Bull CBBC Apr 2018 M	0.2500	25,824 per 10,000 units	25,924 per 10,000 units	2018/04/27	200,000,000	2017/06/12
61983	J.P. Morgan Structured Products B.V.	HSI R Bull CBBC Aug 2018 Z	0.2500	25,658 per 10,000 units	25,758 per 10,000 units	2018/08/30	200,000,000	2017/06/12
61972	J.P. Morgan Structured Products B.V.	HSI R Bear CBBC Sep 2017 F	0.2500	26,100 per 10,000 units	25,900 per 10,000 units	2017/09/28	200,000,000	2017/06/12
61975	J.P. Morgan Structured Products B.V.	HSI R Bear CBBC Oct 2017 D	0.2500	26,900 per 10,000 units	26,700 per 10,000 units	2017/10/30	200,000,000	2017/06/12
61976	J.P. Morgan Structured Products B.V.	HSI R Bear CBBC Nov 2017 B	0.2500	26,948 per 10,000 units	26,848 per 10,000 units	2017/11/29	200,000,000	2017/06/12
61977	J.P. Morgan Structured Products B.V.	HSI R Bear CBBC Dec 2017 D	0.2500	27,400 per 10,000 units	27,200 per 10,000 units	2017/12/28	200,000,000	2017/06/12
61979	J.P. Morgan Structured Products B.V.	HSI R Bear CBBC Jan 2018 I	0.2500	27,800 per 10,000 units	27,600 per 10,000 units	2018/01/30	200,000,000	2017/06/12
61981	J.P. Morgan Structured Products B.V.	HSI R Bear CBBC Jan 2018 J	0.2500	28,200 per 10,000 units	28,000 per 10,000 units	2018/01/30	200,000,000	2017/06/12
61962	J.P. Morgan Structured Products B.V.	Tencent R Bull CBBC Dec 2017 R	0.2500	261.88 per 100 units	263.88 per 100 units	2017/12/15	40,000,000	2017/06/12
61860	SGA Societe Generale Acceptance N.V./SG Issuer	Geely Auto R Bull CBBC Apr 2018 B	0.2500	13.3800	13.5800	2018/04/27	40,000,000	2017/06/12
61859	SGA Societe Generale Acceptance N.V./SG Issuer	Geely Auto R Bear CBBC Dec 2017 B	0.2800	16.8800	16.5800	2017/12/28	40,000,000	2017/06/12
61862	SGA Societe Generale Acceptance N.V./SG Issuer	HKEX R Bull CBBC Mar 2018 D	0.2500	202.12 per 100 units	204.10 per 100 units	2018/03/28	100,000,000	2017/06/12
61861	SGA Societe Generale Acceptance N.V./SG Issuer	HKEX R Bear CBBC Jan 2018 A	0.2500	226.80 per 100 units	224.80 per 100 units	2018/01/30	100,000,000	2017/06/12
61919	SGA Societe Generale Acceptance N.V./SG Issuer	Tencent R Bull CBBC Apr 2018 A	0.2500	265.70 per 100 units	267.20 per 100 units	2018/04/27	100,000,000	2017/06/12
61951	UBS AG	HKEX R Bull CBBC Nov 2017 E	0.2500	187.60 per 100 units	189.60 per 100 units	2017/11/13	50,000,000	2017/06/12
61952	UBS AG	HKEX R Bear CBBC Oct 2017 A	0.2500	214.88 per 100 units	212.88 per 100 units	2017/10/16	50,000,000	2017/06/12
61941	UBS AG	HSI R Bull CBBC Sep 2018 J	0.2500	25,650 per 12,000 units	25,850 per 12,000 units	2018/09/27	250,000,000	2017/06/12
61942	UBS AG	HSI R Bear CBBC Sep 2017 T	0.2500	26,050 per 12,000 units	25,850 per 12,000 units	2017/09/28	250,000,000	2017/06/12
62021	BNP Paribas Issuance B.V.	HKEX R Bull CBBC Aug 2018 B	0.2500	198 per 100 units	200 per 100 units	2018/08/30	50,000,000	2017/06/13
62016	BNP Paribas Issuance B.V.	HSI R Bear CBBC Feb 2018 I	0.2500	26,200 per 10,000 units	26,000 per 10,000 units	2018/02/27	250,000,000	2017/06/13
62033	Credit Suisse AG	HSBC R Bull CBBC Feb 2018 A	0.2500	66.18 per 100 units	67.68 per 100 units	2018/02/23	50,000,000	2017/06/13
62030	Credit Suisse AG	HSI R Bull CBBC Feb 2018 U	0.2500	25,650 per 12,000 units	25,850 per 12,000 units	2018/02/27	200,000,000	2017/06/13
62040	Credit Suisse AG	HSI R Bull CBBC Aug 2018 L	0.2500	25,797 per 10,000 units	25,997 per 10,000 units	2018/08/30	200,000,000	2017/06/13
62036	Credit Suisse AG	HSI R Bear CBBC Sep 2017 B	0.2500	27,150 per 12,000 units	26,950 per 12,000 units	2017/09/28	200,000,000	2017/06/13
62032	Credit Suisse AG	HSI R Bear CBBC Sep 2017 Y	0.2500	26,150 per 12,000 units	25,950 per 12,000 units	2017/09/28	200,000,000	2017/06/13

Newly listed callable bull/bear contracts (continued)

Code	Issuer	Name of issue	Issue prices (HK\$)	Strike price (HKD)/Strike level per 10 units	Call price (HKD)/Call level per 10 units	Expiry date	No. of issue (units)	Listing date
62035	Credit Suisse AG	HSI R Bear CBBC Oct 2017 C	0.2500	27,250 per 12,000 units	27,050 per 12,000 units	2017/10/30	200,000,000	2017/06/13
62038	Credit Suisse AG	HSI R Bear CBBC Nov 2017 K	0.2500	28,000 per 10,000 units	27,800 per 10,000 units	2017/11/29	200,000,000	2017/06/13
62041	Goldman Sachs Structured Products (Asia) Ltd.	HSI R Bull CBBC Feb 2018 L	0.2500	25,897 per 10,000 units	25,997 per 10,000 units	2018/02/27	200,000,000	2017/06/13
62026	Goldman Sachs Structured Products (Asia) Ltd.	HSI R Bear CBBC Oct 2017 J	0.2500	26,100 per 10,000 units	26,000 per 10,000 units	2017/10/30	200,000,000	2017/06/13
61999	Hongkong and Shanghai Banking Corporation Ltd., The	HKEX R Bear CBBC Oct 2018 B	0.3000	231.88 per 100 units	229.88 per 100 units	2018/10/29	40,000,000	2017/06/13
61989	Hongkong and Shanghai Banking Corporation Ltd., The	ICBC R Bull CBBC Oct 2018 A	0.2500	4.2800	4.3800	2018/10/15	50,000,000	2017/06/13
61993	Hongkong and Shanghai Banking Corporation Ltd., The	ICBC R Bear CBBC Oct 2018 A	0.2500	6.3800	6.2800	2018/10/29	40,000,000	2017/06/13
61987	Hongkong and Shanghai Banking Corporation Ltd., The	Tencent R Bull CBBC Aug 2018 E	0.2500	270.88 per 100 units	272.88 per 100 units	2018/08/20	60,000,000	2017/06/13
62073	J.P. Morgan Structured Products B.V.	Geely Auto R Bull CBBC Feb 2018 D	0.2500	12.3800	12.6800	2018/02/15	40,000,000	2017/06/13
62078	J.P. Morgan Structured Products B.V.	HKEX R Bull CBBC Nov 2017 N	0.2500	192.88 per 100 units	194.88 per 100 units	2017/11/17	40,000,000	2017/06/13
62079	J.P. Morgan Structured Products B.V.	HKEX R Bull CBBC Dec 2017 M	0.2500	202.88 per 100 units	204.88 per 100 units	2017/12/15	40,000,000	2017/06/13
62082	J.P. Morgan Structured Products B.V.	HSI R Bull CBBC Sep 2018 C	0.2500	25,897 per 10,000 units	25,997 per 10,000 units	2018/09/27	200,000,000	2017/06/13
62072	J.P. Morgan Structured Products B.V.	HSI R Bear CBBC Sep 2017 G	0.2500	26,048 per 10,000 units	25,948 per 10,000 units	2017/09/28	200,000,000	2017/06/13
62095	J.P. Morgan Structured Products B.V.	HSI R Bear CBBC Dec 2017 E	0.2500	27,048 per 10,000 units	26,948 per 10,000 units	2017/12/28	200,000,000	2017/06/13
62077	J.P. Morgan Structured Products B.V.	Tencent R Bull CBBC Nov 2017 U	0.2500	269.88 per 100 units	271.88 per 100 units	2017/11/17	40,000,000	2017/06/13
62003	Macquarie Bank Ltd.	HSI R Bear CBBC Jun 2018 E	0.2500	26,550 per 20,000 units	26,400 per 20,000 units	2018/06/28	40,000,000	2017/06/13
62004	Macquarie Bank Ltd.	HSI R Bear CBBC Jun 2018 F	0.2500	26,738 per 10,000 units	26,588 per 10,000 units	2018/06/28	40,000,000	2017/06/13
62002	Macquarie Bank Ltd.	Tencent R Bull CBBC Jan 2018 A	0.2500	257.88 per 100 units	259.88 per 100 units	2018/01/31	40,000,000	2017/06/13
62014	Macquarie Bank Ltd.	Tencent R Bear CBBC Jan 2018 A	0.2500	282.88 per 100 units	280.18 per 100 units	2018/01/31	40,000,000	2017/06/13
62052	SGA Societe Generale Acceptance N.V./SG Issuer	CShen R Bull CBBC Apr 2018 A	0.2500	18.1000	18.6000	2018/04/27	40,000,000	2017/06/13
61984	SGA Societe Generale Acceptance N.V./SG Issuer	Great Wall Motor R Bull CBBC Mar 2018 A	0.2500	7.7000	8.0000	2018/03/28	40,000,000	2017/06/13
62053	SGA Societe Generale Acceptance N.V./SG Issuer	HSBC R Bull CBBC Jul 2018 A	0.2500	66.05 per 100 units	67.05 per 100 units	2018/07/30	100,000,000	2017/06/13
62071	SGA Societe Generale Acceptance N.V./SG Issuer	HSI R Bull CBBC Sep 2018 T	0.2500	25,758 per 12,000 units	25,958 per 12,000 units	2018/09/27	200,000,000	2017/06/13
62060	SGA Societe Generale Acceptance N.V./SG Issuer	HSI R Bear CBBC Oct 2017 P	0.2500	26,238 per 10,000 units	26,038 per 10,000 units	2017/10/30	200,000,000	2017/06/13
62062	SGA Societe Generale Acceptance N.V./SG Issuer	HSI R Bear CBBC Oct 2017 Q	0.2500	26,288 per 12,000 units	26,088 per 12,000 units	2017/10/30	200,000,000	2017/06/13
62063	SGA Societe Generale Acceptance N.V./SG Issuer	HSI R Bear CBBC Oct 2017 R	0.2500	27,338 per 12,000 units	27,238 per 12,000 units	2017/10/30	200,000,000	2017/06/13
62059	SGA Societe Generale Acceptance N.V./SG Issuer	SHK Ppt P R Bull CBBC May 2018 A	0.2500	113.60 per 100 units	115.10 per 100 units	2018/05/30	100,000,000	2017/06/13
62058	SGA Societe Generale Acceptance N.V./SG Issuer	SHK Ppt P R Bear CBBC Mar 2018 A	0.2500	135.30 per 100 units	133.80 per 100 units	2018/03/28	100,000,000	2017/06/13
62047	UBS AG	HKEX R Bear CBBC Oct 2017 B	0.2500	222.88 per 100 units	220.88 per 100 units	2017/10/24	50,000,000	2017/06/13
62048	UBS AG	HSI R Bull CBBC Jul 2018 R	0.2500	25,897 per 10,000 units	25,997 per 10,000 units	2018/07/30	200,000,000	2017/06/13
62042	UBS AG	HSI R Bear CBBC Sep 2017 U	0.2500	26,100 per 12,000 units	25,900 per 12,000 units	2017/09/28	250,000,000	2017/06/13
62151	Credit Suisse AG	Galaxy Ent R Bear CBBC Jan 2018 B	0.2500	52.58 per 100 units	51.78 per 100 units	2018/01/19	50,000,000	2017/06/14
62147	Credit Suisse AG	HSI R Bull CBBC Mar 2018 K	0.2500	25,878 per 10,000 units	25,978 per 10,000 units	2018/03/28	150,000,000	2017/06/14
62148	Credit Suisse AG	HSI R Bear CBBC Oct 2017 D	0.2500	26,200 per 10,000 units	26,000 per 10,000 units	2017/10/30	200,000,000	2017/06/14
62150	Credit Suisse AG	HSI R Bear CBBC Nov 2017 L	0.2500	26,938 per 10,000 units	26,638 per 10,000 units	2017/11/29	200,000,000	2017/06/14
62136	The Bank of East Asia, Ltd.	COVS R Bull CBBC Jan 2018 B	0.4000	21.4800	22.0800	2018/01/30	25,000,000	2017/06/14
62138	The Bank of East Asia, Ltd.	CUni R Bull CBBC Jan 2018 A	0.2500	10.3800	10.5800	2018/01/30	40,000,000	2017/06/14
62139	The Bank of East Asia, Ltd.	Geely Auto R Bull CBBC Jan 2018 B	0.2500	12.4800	12.7800	2018/01/30	40,000,000	2017/06/14
62135	The Bank of East Asia, Ltd.	Great Wall Motor R Bull CBBC Jan 2018 A	0.3400	7.4800	7.8800	2018/01/30	30,000,000	2017/06/14
62129	The Bank of East Asia, Ltd.	HSBC Holdings R Bull CBBC Jan 2018 D	0.2500	65.88 per 100 units	67.08 per 100 units	2018/01/30	60,000,000	2017/06/14
62142	Goldman Sachs Structured Products (Asia) Ltd.	HSI R Bull CBBC Feb 2018 M	0.2500	25,700 per 12,000 units	25,850 per 12,000 units	2018/02/27	200,000,000	2017/06/14
62096	Hongkong and Shanghai Banking Corporation Ltd., The	SHK Ppt R Bull CBBC Jul 2018 A	0.2500	114.38 per 100 units	115.88 per 100 units	2018/07/09	40,000,000	2017/06/14
62115	Hongkong and Shanghai Banking Corporation Ltd., The	SHK Ppt R Bear CBBC Aug 2018 A	0.2500	140.88 per 100 units	138.88 per 100 units	2018/08/20	40,000,000	2017/06/14

Newly listed callable bull/bear contracts (continued)

Code	Issuer	Name of issue	Issue prices (HK\$)	Strike price (HKD)/Strike level per 10 units	Call price (HKD)/Call level per 10 units	Expiry date	No. of issue (units)	Listing date
62117	Hongkong and Shanghai Banking Corporation Ltd., The	Tencent R Bull CBBC Aug 2018 F	0.2500	261.88 per 100 units	263.88 per 100 units	2018/08/20	60,000,000	2017/06/14
62173	J.P. Morgan Structured Products B.V.	HKEX R Bull CBBC Nov 2017 O	0.2500	196.88 per 100 units	198.88 per 100 units	2017/11/17	40,000,000	2017/06/14
62171	J.P. Morgan Structured Products B.V.	HSBC R Bull CBBC Feb 2018 A	0.2500	64.38 per 100 units	65.88 per 100 units	2018/02/15	100,000,000	2017/06/14
62174	J.P. Morgan Structured Products B.V.	HSI R Bull CBBC Aug 2018 C	0.2500	25,200 per 10,000 units	25,400 per 10,000 units	2018/08/30	200,000,000	2017/06/14
62155	J.P. Morgan Structured Products B.V.	HSI R Bear CBBC Sep 2017 H	0.2500	26,200 per 10,000 units	26,000 per 10,000 units	2017/09/28	200,000,000	2017/06/14
62178	J.P. Morgan Structured Products B.V.	HSI R Bear CBBC Dec 2017 F	0.2500	27,500 per 10,000 units	27,300 per 10,000 units	2017/12/28	200,000,000	2017/06/14
62128	Macquarie Bank Ltd.	HKEX R Bull CBBC Jan 2018 A	0.2940	187.88 per 100 units	189.88 per 100 units	2018/01/31	35,000,000	2017/06/14
62118	Macquarie Bank Ltd.	HKEX R Bear CBBC Jan 2018 A	0.2500	212.88 per 100 units	210.18 per 100 units	2018/01/31	40,000,000	2017/06/14
62145	UBS AG	HSI R Bull CBBC Aug 2018 Z	0.2500	25,700 per 10,000 units	25,900 per 10,000 units	2018/08/30	200,000,000	2017/06/14
62143	UBS AG	HSI R Bear CBBC Sep 2017 V	0.2500	26,200 per 12,000 units	26,000 per 12,000 units	2017/09/28	250,000,000	2017/06/14
62146	UBS AG	Petrochina R Bull CBBC Dec 2017 D	0.2500	4.4000	4.6000	2017/12/22	40,000,000	2017/06/14
62288	Credit Suisse AG	Geely Auto R Bear CBBC Feb 2018 A	0.2800	17.5800	17.1800	2018/02/22	40,000,000	2017/06/15
62280	Credit Suisse AG	Galaxy Ent R Bear CBBC Feb 2018 A	0.2500	54.68 per 100 units	53.88 per 100 units	2018/02/23	50,000,000	2017/06/15
62292	Credit Suisse AG	HSI R Bull CBBC Mar 2018 L	0.2500	25,863 per 12,000 units	26,063 per 12,000 units	2018/03/28	200,000,000	2017/06/15
62277	Credit Suisse AG	HSI R Bear CBBC Sep 2017 E	0.2500	26,250 per 12,000 units	26,050 per 12,000 units	2017/09/28	200,000,000	2017/06/15
62297	Credit Suisse AG	HSI R Bear CBBC Oct 2017 E	0.2500	27,350 per 12,000 units	27,150 per 12,000 units	2017/10/30	200,000,000	2017/06/15
62299	Credit Suisse AG	HSI R Bear CBBC Oct 2017 F	0.2500	27,450 per 12,000 units	27,250 per 12,000 units	2017/10/30	200,000,000	2017/06/15
62301	Credit Suisse AG	HSI R Bear CBBC Nov 2017 M	0.2500	28,200 per 10,000 units	28,000 per 10,000 units	2017/11/29	200,000,000	2017/06/15
62289	Credit Suisse AG	Ping An R Bear CBBC Mar 2018 A	0.2500	60.38 per 100 units	59.78 per 100 units	2018/03/02	50,000,000	2017/06/15
62304	Goldman Sachs Structured Products (Asia) Ltd.	HSI R Bull CBBC Mar 2018 L	0.2500	25,963 per 10,000 units	26,063 per 10,000 units	2018/03/28	200,000,000	2017/06/15
62247	Hongkong and Shanghai Banking Corporation Ltd., The	CSOP A50 ETF R Bull CBBC May 2018 A	0.2500	12.3600	12.4600	2018/05/14	50,000,000	2017/06/15
62261	Hongkong and Shanghai Banking Corporation Ltd., The	Geely Auto R Bear CBBC Oct 2018 A	0.3500	17.5800	17.2800	2018/10/08	40,000,000	2017/06/15
62215	Hongkong and Shanghai Banking Corporation Ltd., The	Galaxy Ent R Bull CBBC Aug 2018 A	0.2500	44.58 per 100 units	45.38 per 100 units	2018/08/13	80,000,000	2017/06/15
62221	Hongkong and Shanghai Banking Corporation Ltd., The	Galaxy Ent R Bear CBBC Jul 2018 B	0.2500	55.68 per 100 units	54.88 per 100 units	2018/07/23	40,000,000	2017/06/15
62258	Hongkong and Shanghai Banking Corporation Ltd., The	HS H-SH ETF R Bull CBBC Apr 2018 A	0.2500	101.88 per 100 units	102.88 per 100 units	2018/04/09	50,000,000	2017/06/15
62267	Hongkong and Shanghai Banking Corporation Ltd., The	HSI R Bull CBBC Jul 2018 I	0.2500	25,848 per 15,000 units	25,998 per 15,000 units	2018/07/30	100,000,000	2017/06/15
62235	Hongkong and Shanghai Banking Corporation Ltd., The	Sands China R Bull CBBC Aug 2018 B	0.2500	33.58 per 100 units	34.38 per 100 units	2018/08/13	80,000,000	2017/06/15
62266	Hongkong and Shanghai Banking Corporation Ltd., The	Tencent R Bull CBBC Aug 2018 G	0.2500	259.88 per 100 units	261.88 per 100 units	2018/08/13	60,000,000	2017/06/15
62357	J.P. Morgan Structured Products B.V.	CSOP A50 ETF R Bull CBBC Jan 2018 E	0.2500	12.1800	12.2800	2018/01/19	40,000,000	2017/06/15
62342	J.P. Morgan Structured Products B.V.	Geely Auto R Bull CBBC Jan 2018 C	0.2500	13.4800	13.8800	2018/01/19	40,000,000	2017/06/15
62351	J.P. Morgan Structured Products B.V.	Geely Auto R Bear CBBC Apr 2018 A	0.2500	16.9800	16.4800	2018/04/20	40,000,000	2017/06/15
62353	J.P. Morgan Structured Products B.V.	Galaxy Ent R Bull CBBC Feb 2018 C	0.2500	44.08 per 100 units	44.88 per 100 units	2018/02/15	100,000,000	2017/06/15
62356	J.P. Morgan Structured Products B.V.	Galaxy Ent R Bear CBBC Feb 2018 A	0.2500	50.88 per 100 units	50.08 per 100 units	2018/02/15	100,000,000	2017/06/15
62339	J.P. Morgan Structured Products B.V.	HSBC R Bull CBBC Apr 2018 C	0.2500	67.38 per 100 units	68.88 per 100 units	2018/04/20	100,000,000	2017/06/15
62360	J.P. Morgan Structured Products B.V.	HSI R Bull CBBC Aug 2018 F	0.2500	25,963 per 10,000 units	26,063 per 10,000 units	2018/08/30	200,000,000	2017/06/15
62365	J.P. Morgan Structured Products B.V.	HSI R Bear CBBC Nov 2017 C	0.2500	27,114 per 10,000 units	27,014 per 10,000 units	2017/11/29	200,000,000	2017/06/15
62361	J.P. Morgan Structured Products B.V.	HSI R Bear CBBC Jan 2018 K	0.2500	27,600 per 10,000 units	27,400 per 10,000 units	2018/01/30	200,000,000	2017/06/15
62352	J.P. Morgan Structured Products B.V.	Ping An R Bull CBBC Feb 2018 C	0.2500	49.28 per 100 units	49.88 per 100 units	2018/02/15	100,000,000	2017/06/15
62271	Macquarie Bank Ltd.	HSBC R Bull CBBC Jun 2018 A	0.2500	61.50 per 100 units	63 per 100 units	2018/06/28	40,000,000	2017/06/15
62273	Macquarie Bank Ltd.	HSBC R Bear CBBC Jun 2018 A	0.2500	75.38 per 100 units	73.88 per 100 units	2018/06/28	40,000,000	2017/06/15
62275	Macquarie Bank Ltd.	HSI R Bull CBBC Jun 2018 C	0.2500	25,258 per 10,000 units	25,408 per 10,000 units	2018/06/28	40,000,000	2017/06/15
62276	Macquarie Bank Ltd.	HSI R Bear CBBC Jun 2018 G	0.2500	26,750 per 20,000 units	26,600 per 20,000 units	2018/06/28	40,000,000	2017/06/15
62270	SGA Societe Generale Acceptance N.V./SG Issuer	CSA50 R Bull CBBC Apr 2018 A	0.2500	12.1800	12.2800	2018/04/27	40,000,000	2017/06/15

Newly listed callable bull/bear contracts (continued)

Code	Issuer	Name of issue	Issue prices (HK\$)	Strike price (HKD)/Strike level per 10 units	Call price (HKD)/Call level per 10 units	Expiry date	No. of issue (units)	Listing date
62212	SGA Societe Generale Acceptance N.V./SG Issuer	Geely Auto R Bull CBBC May 2018 C	0.2500	14.1800	14.3800	2018/05/30	40,000,000	2017/06/15
62195	SGA Societe Generale Acceptance N.V./SG Issuer	Geely Auto R Bear CBBC Dec 2017 C	0.2950	17.8800	17.5800	2017/12/28	40,000,000	2017/06/15
62181	SGA Societe Generale Acceptance N.V./SG Issuer	Galaxy R Bull CBBC Jun 2018 B	0.2500	44.70 per 100 units	45.10 per 100 units	2018/06/28	100,000,000	2017/06/15
62179	SGA Societe Generale Acceptance N.V./SG Issuer	Galaxy R Bear CBBC Dec 2017 A	0.2500	55.60 per 100 units	54.80 per 100 units	2017/12/28	100,000,000	2017/06/15
62310	SGA Societe Generale Acceptance N.V./SG Issuer	HSI R Bull CBBC Nov 2018 M	0.2500	25,958 per 12,000 units	26,058 per 12,000 units	2018/11/29	200,000,000	2017/06/15
62317	SGA Societe Generale Acceptance N.V./SG Issuer	HSI R Bull CBBC Dec 2018 F	0.2500	25,908 per 10,000 units	26,008 per 10,000 units	2018/12/28	200,000,000	2017/06/15
62305	SGA Societe Generale Acceptance N.V./SG Issuer	HSI R Bear CBBC Oct 2017 S	0.2500	26,338 per 10,000 units	26,138 per 10,000 units	2017/10/30	200,000,000	2017/06/15
62306	SGA Societe Generale Acceptance N.V./SG Issuer	HSI R Bear CBBC Oct 2017 T	0.2500	27,388 per 10,000 units	27,288 per 10,000 units	2017/10/30	200,000,000	2017/06/15
62308	SGA Societe Generale Acceptance N.V./SG Issuer	HSI R Bear CBBC Oct 2017 U	0.2500	27,638 per 12,000 units	27,538 per 12,000 units	2017/10/30	200,000,000	2017/06/15
62309	SGA Societe Generale Acceptance N.V./SG Issuer	HSI R Bear CBBC Oct 2017 V	0.2500	27,888 per 10,000 units	27,788 per 10,000 units	2017/10/30	200,000,000	2017/06/15
62214	SGA Societe Generale Acceptance N.V./SG Issuer	Ping An R Bull CBBC Mar 2018 C	0.2500	49.60 per 100 units	50.20 per 100 units	2018/03/28	100,000,000	2017/06/15
62335	UBS AG	HSI R Bull CBBC Sep 2018 K	0.2500	25,863 per 12,000 units	26,063 per 12,000 units	2018/09/27	250,000,000	2017/06/15
62321	UBS AG	HSI R Bear CBBC Sep 2017 W	0.2500	26,150 per 10,000 units	26,050 per 10,000 units	2017/09/28	200,000,000	2017/06/15
62323	UBS AG	HSI R Bear CBBC Oct 2017 A	0.2500	27,450 per 10,000 units	27,350 per 10,000 units	2017/10/30	200,000,000	2017/06/15
62329	UBS AG	HSI R Bear CBBC Oct 2017 B	0.2500	27,300 per 12,000 units	27,100 per 12,000 units	2017/10/30	250,000,000	2017/06/15
62409	BNP Paribas Issuance B.V.	Tencent R Bull CBBC Aug 2018 K	0.2500	273 per 100 units	275 per 100 units	2018/08/30	40,000,000	2017/06/16
62410	BNP Paribas Issuance B.V.	Tencent R Bull CBBC Aug 2018 L	0.2500	278 per 100 units	280 per 100 units	2018/08/30	40,000,000	2017/06/16
62412	BNP Paribas Issuance B.V.	Tencent R Bear CBBC Apr 2018 J	0.5000	322 per 100 units	320 per 100 units	2018/04/27	40,000,000	2017/06/16
62513	Credit Suisse AG	Geely Auto R Bull CBBC Feb 2018 B	0.2500	14.1800	14.5800	2018/02/23	50,000,000	2017/06/16
62530	Credit Suisse AG	HSBC R Bear CBBC Dec 2017 B	0.2500	73.78 per 100 units	72.28 per 100 units	2017/12/28	50,000,000	2017/06/16
62533	Credit Suisse AG	HSI R Bull CBBC Mar 2018 M	0.2500	25,810 per 15,000 units	26,030 per 15,000 units	2018/03/28	300,000,000	2017/06/16
62507	Credit Suisse AG	HSI R Bear CBBC Oct 2017 G	0.2500	26,258 per 15,000 units	26,038 per 15,000 units	2017/10/30	300,000,000	2017/06/16
62527	Credit Suisse AG	Tencent R Bull CBBC Mar 2018 G	0.2500	279.58 per 100 units	282.08 per 100 units	2018/03/08	50,000,000	2017/06/16
62529	Credit Suisse AG	Tencent R Bull CBBC Mar 2018 H	0.2500	272.48 per 100 units	274.98 per 100 units	2018/03/16	50,000,000	2017/06/16
62506	Credit Suisse AG	Tencent R Bear CBBC Dec 2017 K	0.2500	280.78 per 100 units	277.98 per 100 units	2017/12/28	50,000,000	2017/06/16
62472	The Bank of East Asia, Ltd.	China Mobile R Bull CBBC May 2018 A	0.2500	77.48 per 100 units	78.98 per 100 units	2018/05/04	60,000,000	2017/06/16
62476	The Bank of East Asia, Ltd.	Galaxy Ent R Bull CBBC May 2018 A	0.5600	43.4800	44.2800	2018/05/04	18,000,000	2017/06/16
62485	The Bank of East Asia, Ltd.	Ping An R Bull CBBC May 2018 A	0.6500	49.0800	49.6800	2018/05/04	16,000,000	2017/06/16
62462	The Bank of East Asia, Ltd.	Tencent R Bull CBBC May 2018 E	0.2500	277.88 per 100 units	280.08 per 100 units	2018/05/04	40,000,000	2017/06/16
62468	The Bank of East Asia, Ltd.	Tencent R Bull CBBC May 2018 F	0.2500	274.08 per 100 units	276.28 per 100 units	2018/05/04	40,000,000	2017/06/16
62469	The Bank of East Asia, Ltd.	Tencent R Bull CBBC May 2018 G	0.2500	270.08 per 100 units	272.28 per 100 units	2018/05/04	40,000,000	2017/06/16
62487	The Bank of East Asia, Ltd.	Tencent R Bear CBBC Apr 2018 D	0.2500	293.08 per 100 units	290.28 per 100 units	2018/04/06	40,000,000	2017/06/16
62499	Goldman Sachs Structured Products (Asia) Ltd.	HSI R Bull CBBC Mar 2018 M	0.2500	25,800 per 10,000 units	25,900 per 10,000 units	2018/03/28	200,000,000	2017/06/16
62449	Hongkong and Shanghai Banking Corporation Ltd., The	CKH R Bear CBBC Jul 2018 A	0.2500	109.38 per 100 units	107.88 per 100 units	2018/07/23	40,000,000	2017/06/16
62454	Hongkong and Shanghai Banking Corporation Ltd., The	CKH R Bear CBBC Aug 2018 A	0.2500	115.38 per 100 units	113.88 per 100 units	2018/08/06	40,000,000	2017/06/16
62433	Hongkong and Shanghai Banking Corporation Ltd., The	Geely Auto R Bull CBBC Aug 2018 A	0.2500	14.3800	14.6800	2018/08/06	40,000,000	2017/06/16
62440	Hongkong and Shanghai Banking Corporation Ltd., The	Geely Auto R Bear CBBC Oct 2018 B	0.3500	18.3800	18.0800	2018/10/22	40,000,000	2017/06/16
62461	Hongkong and Shanghai Banking Corporation Ltd., The	HSI R Bear CBBC Apr 2018 M	0.2500	26,238 per 15,000 units	26,088 per 15,000 units	2018/04/27	100,000,000	2017/06/16
62436	Hongkong and Shanghai Banking Corporation Ltd., The	Ping An R Bull CBBC Apr 2018 B	0.2500	50.78 per 100 units	51.38 per 100 units	2018/04/30	60,000,000	2017/06/16
62445	Hongkong and Shanghai Banking Corporation Ltd., The	Tencent R Bull CBBC Jun 2018 C	0.2500	278.88 per 100 units	280.88 per 100 units	2018/06/25	60,000,000	2017/06/16
62441	Hongkong and Shanghai Banking Corporation Ltd., The	Tencent R Bull CBBC Jul 2018 T	0.2500	272.88 per 100 units	274.88 per 100 units	2018/07/23	60,000,000	2017/06/16
62443	Hongkong and Shanghai Banking Corporation Ltd., The	Tencent R Bull CBBC Jul 2018 U	0.2500	274.88 per 100 units	276.88 per 100 units	2018/07/16	60,000,000	2017/06/16
62444	Hongkong and Shanghai Banking Corporation Ltd., The	Tencent R Bull CBBC Jul 2018 V	0.2500	276.88 per 100 units	278.88 per 100 units	2018/07/09	60,000,000	2017/06/16

Newly listed callable bull/bear contracts (continued)

Code	Issuer	Name of issue	Issue prices (HK\$)	Strike price (HKD)/Strike level per 10 units	Call price (HKD)/Call level per 10 units	Expiry date	No. of issue (units)	Listing date
62447	Hongkong and Shanghai Banking Corporation Ltd., The	Tencent R Bear CBBC Nov 2018 B	0.4000	318.88 per 100 units	315.88 per 100 units	2018/11/19	50,000,000	2017/06/16
62549	J.P. Morgan Structured Products B.V.	Geely Auto R Bull CBBC Jan 2018 D	0.2500	14.6800	15.0800	2018/01/19	40,000,000	2017/06/16
62551	J.P. Morgan Structured Products B.V.	Geely Auto R Bear CBBC Nov 2017 B	0.2700	17.9800	17.4800	2017/11/17	40,000,000	2017/06/16
62552	J.P. Morgan Structured Products B.V.	HSBC R Bull CBBC Mar 2018 A	0.2500	62.38 per 100 units	63.88 per 100 units	2018/03/16	40,000,000	2017/06/16
62554	J.P. Morgan Structured Products B.V.	HSI R Bear CBBC Nov 2017 D	0.2500	27,248 per 10,000 units	27,148 per 10,000 units	2017/11/29	200,000,000	2017/06/16
62546	J.P. Morgan Structured Products B.V.	Tencent R Bull CBBC Nov 2017 V	0.2500	273.88 per 100 units	275.88 per 100 units	2017/11/17	40,000,000	2017/06/16
62544	J.P. Morgan Structured Products B.V.	Tencent R Bear CBBC Oct 2017 D	0.2500	280.88 per 100 units	278.08 per 100 units	2017/10/20	40,000,000	2017/06/16
62545	J.P. Morgan Structured Products B.V.	Tencent R Bear CBBC Dec 2017 E	0.2900	304.88 per 100 units	302.08 per 100 units	2017/12/15	40,000,000	2017/06/16
62414	SGA Societe Generale Acceptance N.V./SG Issuer	Geely Auto R Bull CBBC May 2018 D	0.2500	14.9800	15.1800	2018/05/30	40,000,000	2017/06/16
62373	SGA Societe Generale Acceptance N.V./SG Issuer	Geely Auto R Bear CBBC Dec 2017 D	0.3800	18.8800	18.5800	2017/12/28	40,000,000	2017/06/16
62376	SGA Societe Generale Acceptance N.V./SG Issuer	Geely Auto R Bear CBBC Jan 2018 A	0.4850	19.8800	19.5800	2018/01/30	40,000,000	2017/06/16
62378	SGA Societe Generale Acceptance N.V./SG Issuer	Geely Auto R Bear CBBC Feb 2018 A	0.5900	20.8800	20.5800	2018/02/27	40,000,000	2017/06/16
62568	SGA Societe Generale Acceptance N.V./SG Issuer	HSI R Bull CBBC Dec 2018 G	0.2500	25,600 per 20,000 units	25,800 per 20,000 units	2018/12/28	200,000,000	2017/06/16
62571	SGA Societe Generale Acceptance N.V./SG Issuer	HSI R Bull CBBC Dec 2018 H	0.2500	25,708 per 12,000 units	25,908 per 12,000 units	2018/12/28	200,000,000	2017/06/16
62562	SGA Societe Generale Acceptance N.V./SG Issuer	HSI R Bear CBBC Oct 2017 W	0.2500	27,000 per 20,000 units	26,800 per 20,000 units	2017/10/30	200,000,000	2017/06/16
62420	SGA Societe Generale Acceptance N.V./SG Issuer	Ping An R Bull CBBC May 2018 B	0.2500	51.60 per 100 units	52.20 per 100 units	2018/05/30	100,000,000	2017/06/16
62419	SGA Societe Generale Acceptance N.V./SG Issuer	Ping An R Bear CBBC Dec 2017 B	0.2500	61.40 per 100 units	60.80 per 100 units	2017/12/28	100,000,000	2017/06/16
62381	SGA Societe Generale Acceptance N.V./SG Issuer	Ping An R Bear CBBC Jan 2018 A	0.2500	61.40 per 100 units	60.80 per 100 units	2018/01/30	100,000,000	2017/06/16
62422	SGA Societe Generale Acceptance N.V./SG Issuer	Tencent R Bull CBBC Mar 2018 K	0.2500	274.70 per 100 units	276.20 per 100 units	2018/03/28	100,000,000	2017/06/16
62424	SGA Societe Generale Acceptance N.V./SG Issuer	Tencent R Bull CBBC Apr 2018 B	0.2500	271.70 per 100 units	273.20 per 100 units	2018/04/27	100,000,000	2017/06/16
62429	SGA Societe Generale Acceptance N.V./SG Issuer	Tencent R Bull CBBC Apr 2018 C	0.2500	280.70 per 100 units	282.20 per 100 units	2018/04/27	100,000,000	2017/06/16
62431	SGA Societe Generale Acceptance N.V./SG Issuer	Tencent R Bull CBBC Jun 2018 A	0.2500	277.70 per 100 units	279.20 per 100 units	2018/06/28	100,000,000	2017/06/16
62386	SGA Societe Generale Acceptance N.V./SG Issuer	Tencent R Bear CBBC Dec 2017 D	0.2500	283.80 per 100 units	281.80 per 100 units	2017/12/28	100,000,000	2017/06/16
62400	SGA Societe Generale Acceptance N.V./SG Issuer	Tencent R Bear CBBC Dec 2017 E	0.4050	312.80 per 100 units	310.80 per 100 units	2017/12/28	100,000,000	2017/06/16
62572	SGA Societe Generale Acceptance N.V./SG Issuer	Tencent R Bear CBBC Dec 2017 F	0.2500	279.80 per 100 units	277.80 per 100 units	2017/12/28	100,000,000	2017/06/16
62401	SGA Societe Generale Acceptance N.V./SG Issuer	Tencent R Bear CBBC Jan 2018 A	0.3050	302.80 per 100 units	300.80 per 100 units	2018/01/30	100,000,000	2017/06/16
62402	SGA Societe Generale Acceptance N.V./SG Issuer	Tencent R Bear CBBC Feb 2018 A	0.3600	307.80 per 100 units	305.80 per 100 units	2018/02/27	100,000,000	2017/06/16
62407	SGA Societe Generale Acceptance N.V./SG Issuer	Tencent R Bear CBBC Feb 2018 B	0.4600	317.80 per 100 units	315.80 per 100 units	2018/02/27	100,000,000	2017/06/16
62536	UBS AG	HSI R Bull CBBC Jul 2018 S	0.2500	25,750 per 12,000 units	25,950 per 12,000 units	2018/07/30	250,000,000	2017/06/16
62534	UBS AG	HSI R Bear CBBC Sep 2017 X	0.2500	26,300 per 12,000 units	26,100 per 12,000 units	2017/09/28	250,000,000	2017/06/16
62538	UBS AG	Tencent R Bull CBBC Nov 2017 K	0.2500	277.48 per 100 units	279.98 per 100 units	2017/11/20	50,000,000	2017/06/16
62542	UBS AG	Tencent R Bull CBBC Nov 2017 L	0.2500	274 per 100 units	276 per 100 units	2017/11/06	40,000,000	2017/06/16
62543	UBS AG	Tencent R Bear CBBC Jan 2018 D	0.2550	307.80 per 100 units	305 per 100 units	2018/01/08	40,000,000	2017/06/16
62573	BNP Paribas Issuance B.V.	HSI R Bull CBBC Aug 2018 E	0.2500	25,800 per 10,000 units	26,000 per 10,000 units	2018/08/30	250,000,000	2017/06/19
62576	BNP Paribas Issuance B.V.	HSI R Bull CBBC Aug 2018 H	0.2500	25,700 per 10,000 units	25,900 per 10,000 units	2018/08/30	250,000,000	2017/06/19
62621	BNP Paribas Issuance B.V.	HSI R Bull CBBC Aug 2018 S	0.2500	25,500 per 10,000 units	25,700 per 10,000 units	2018/08/30	250,000,000	2017/06/19
62578	BNP Paribas Issuance B.V.	HSI R Bull CBBC Aug 2018 Z	0.2500	25,600 per 10,000 units	25,800 per 10,000 units	2018/08/30	250,000,000	2017/06/19
62584	BNP Paribas Issuance B.V.	Tencent R Bull CBBC Aug 2018 M	0.2500	268 per units	270 per units	2018/08/30	40,000,000	2017/06/19
62676	Credit Suisse AG	HSI R Bull CBBC Sep 2018 A	0.2500	25,800 per 10,000 units	26,000 per 10,000 units	2018/09/27	200,000,000	2017/06/19
62681	Credit Suisse AG	HSI R Bull CBBC Sep 2018 B	0.2500	25,600 per 10,000 units	25,800 per 10,000 units	2018/09/27	200,000,000	2017/06/19
62680	Credit Suisse AG	HSI R Bear CBBC Sep 2017 K	0.2500	25,909 per 10,000 units	25,709 per 10,000 units	2017/09/28	200,000,000	2017/06/19
62679	Credit Suisse AG	HSI R Bear CBBC Oct 2017 H	0.2500	26,050 per 12,000 units	25,850 per 12,000 units	2017/10/30	200,000,000	2017/06/19
62591	Goldman Sachs Structured Products (Asia) Ltd.	HSI R Bull CBBC Mar 2018 N	0.2500	25,700 per 10,000 units	25,800 per 10,000 units	2018/03/28	200,000,000	2017/06/19

Newly listed callable bull/bear contracts (continued)

Code	Issuer	Name of issue	Issue prices (HK\$)	Strike price (HKD)/Strike level per 10 units	Call price (HKD)/Call level per 10 units	Expiry date	No. of issue (units)	Listing date
62652	Goldman Sachs Structured Products (Asia) Ltd.	HSI R Bear CBBC Sep 2017 O	0.2500	25,813 per 10,000 units	25,713 per 10,000 units	2017/09/28	200,000,000	2017/06/19
62657	Goldman Sachs Structured Products (Asia) Ltd.	HSI R Bear CBBC Sep 2017 P	0.2500	26,000 per 10,000 units	25,900 per 10,000 units	2017/09/28	200,000,000	2017/06/19
62613	Hongkong and Shanghai Banking Corporation Ltd., The	HSCEI R Bear CBBC Apr 2018 A	0.2500	10,688 per 10,000 units	10,588 per 10,000 units	2018/04/27	60,000,000	2017/06/19
62614	Hongkong and Shanghai Banking Corporation Ltd., The	HSI R Bear CBBC Mar 2018 F	0.2500	25,938 per 15,000 units	25,788 per 15,000 units	2018/03/28	100,000,000	2017/06/19
62616	Hongkong and Shanghai Banking Corporation Ltd., The	HSI R Bear CBBC Apr 2018 N	0.2500	26,038 per 15,000 units	25,888 per 15,000 units	2018/04/27	100,000,000	2017/06/19
62620	Hongkong and Shanghai Banking Corporation Ltd., The	Ping An R Bull CBBC Aug 2018 B	0.2500	47.78 per units	48.38 per units	2018/08/27	60,000,000	2017/06/19
62612	Hongkong and Shanghai Banking Corporation Ltd., The	Tencent R Bull CBBC Aug 2018 H	0.2500	267.88 per units	269.88 per units	2018/08/31	60,000,000	2017/06/19
62617	Hongkong and Shanghai Banking Corporation Ltd., The	Tencent R Bear CBBC Aug 2018 B	0.2500	282.88 per units	280.88 per units	2018/08/31	50,000,000	2017/06/19
62618	Hongkong and Shanghai Banking Corporation Ltd., The	Tencent R Bear CBBC Aug 2018 C	0.2500	277.88 per units	275.88 per units	2018/08/24	50,000,000	2017/06/19
62668	J.P. Morgan Structured Products B.V.	HKEX R Bear CBBC Mar 2018 B	0.2500	208.88 per units	206.08 per units	2018/03/16	40,000,000	2017/06/19
62630	J.P. Morgan Structured Products B.V.	HSI R Bull CBBC Apr 2018 N	0.2500	25,858 per 10,000 units	25,958 per 10,000 units	2018/04/27	200,000,000	2017/06/19
62631	J.P. Morgan Structured Products B.V.	HSI R Bull CBBC Aug 2018 G	0.2500	25,600 per 10,000 units	25,800 per 10,000 units	2018/08/30	200,000,000	2017/06/19
62671	J.P. Morgan Structured Products B.V.	HSI R Bear CBBC Sep 2017 I	0.2500	25,909 per 10,000 units	25,709 per 10,000 units	2017/09/28	200,000,000	2017/06/19
62684	J.P. Morgan Structured Products B.V.	HSI R Bear CBBC Sep 2017 J	0.2500	26,100 per 10,000 units	25,900 per 10,000 units	2017/09/28	200,000,000	2017/06/19
62667	J.P. Morgan Structured Products B.V.	Tencent R Bear CBBC Mar 2018 E	0.2500	284.88 per units	282.08 per units	2018/03/16	40,000,000	2017/06/19
62669	J.P. Morgan Structured Products B.V.	Tencent R Bear CBBC Apr 2018 I	0.2500	276.88 per units	274.08 per units	2018/04/20	40,000,000	2017/06/19
62605	SGA Societe Generale Acceptance N.V./SG Issuer	CNOOC R Bull CBBC Mar 2018 A	0.2500	7.28 per units	7.48 per units	2018/03/28	40,000,000	2017/06/19
62603	SGA Societe Generale Acceptance N.V./SG Issuer	CNOOC R Bear CBBC Jan 2018 A	0.2500	9.68 per units	9.48 per units	2018/01/30	40,000,000	2017/06/19
62643	SGA Societe Generale Acceptance N.V./SG Issuer	Greatwall Motor R Bull CBBC Mar 2018 B	0.2500	8.80 per units	9.10 per units	2018/03/28	40,000,000	2017/06/19
62644	SGA Societe Generale Acceptance N.V./SG Issuer	HKEX R Bear CBBC Dec 2017 B	0.2500	207.80 per units	205.80 per units	2017/12/28	100,000,000	2017/06/19
62645	SGA Societe Generale Acceptance N.V./SG Issuer	HKEX R Bear CBBC Jan 2018 B	0.2500	202.80 per units	200.80 per units	2018/01/30	100,000,000	2017/06/19
62664	SGA Societe Generale Acceptance N.V./SG Issuer	HSI R Bull CBBC Dec 2018 I	0.2500	25,558 per 10,000 units	25,658 per 10,000 units	2018/12/28	200,000,000	2017/06/19
62666	SGA Societe Generale Acceptance N.V./SG Issuer	HSI R Bull CBBC Dec 2018 J	0.2500	25,608 per 12,000 units	25,708 per 12,000 units	2018/12/28	200,000,000	2017/06/19
62659	SGA Societe Generale Acceptance N.V./SG Issuer	HSI R Bear CBBC Sep 2017 L	0.2500	25,838 per 12,000 units	25,738 per 12,000 units	2017/09/28	200,000,000	2017/06/19
62661	SGA Societe Generale Acceptance N.V./SG Issuer	HSI R Bear CBBC Oct 2017 X	0.2500	25,888 per 10,000 units	25,788 per 10,000 units	2017/10/30	200,000,000	2017/06/19
62662	SGA Societe Generale Acceptance N.V./SG Issuer	HSI R Bear CBBC Oct 2017 Y	0.2500	26,038 per 12,000 units	25,938 per 12,000 units	2017/10/30	200,000,000	2017/06/19
62607	SGA Societe Generale Acceptance N.V./SG Issuer	PetroChina R Bear CBBC Feb 2018 A	0.2500	5.83 per units	5.68 per units	2018/02/27	40,000,000	2017/06/19
62611	SGA Societe Generale Acceptance N.V./SG Issuer	Tencent R Bull CBBC Apr 2018 D	0.2500	268.70 per units	270.20 per units	2018/04/27	100,000,000	2017/06/19
62648	SGA Societe Generale Acceptance N.V./SG Issuer	Tencent R Bear CBBC Feb 2018 C	0.2500	272.80 per units	270.80 per units	2018/02/27	100,000,000	2017/06/19
62637	UBS AG	CC Bank R Bull CBBC Nov 2017 A	0.2500	5.94 per units	6.04 per units	2017/11/06	100,000,000	2017/06/19
62634	UBS AG	HSI R Bull CBBC Jul 2018 T	0.2500	25,750 per 10,000 units	25,850 per 10,000 units	2018/07/30	200,000,000	2017/06/19
62633	UBS AG	HSI R Bull CBBC Aug 2018 A	0.2500	25,830 per 10,000 units	26,030 per 10,000 units	2018/08/30	200,000,000	2017/06/19
62635	UBS AG	HSI R Bear CBBC Sep 2017 Y	0.2500	25,813 per 10,000 units	25,713 per 10,000 units	2017/09/28	200,000,000	2017/06/19
62636	UBS AG	HSI R Bear CBBC Sep 2017 Z	0.2500	25,950 per 12,000 units	25,850 per 12,000 units	2017/09/28	200,000,000	2017/06/19
62642	UBS AG	Tencent R Bear CBBC Oct 2017 C	0.2500	284.80 per units	282 per units	2017/10/30	50,000,000	2017/06/19
62685	BNP Paribas Issuance B.V.	HSI R Bear CBBC Feb 2018 N	0.2500	26,100 per 10,000 units	25,900 per 10,000 units	2018/02/27	250,000,000	2017/06/20
62686	BNP Paribas Issuance B.V.	Tencent R Bear CBBC Apr 2018 K	0.2500	282 per 100 units	280 per 100 units	2018/04/27	40,000,000	2017/06/20
62723	Credit Suisse AG	Geely Auto R Bull CBBC Mar 2018 A	0.2500	13.5800	13.9800	2018/03/02	50,000,000	2017/06/20
62720	Credit Suisse AG	Galaxy Ent R Bull CBBC Mar 2018 B	0.2500	46.18 per 100 units	46.98 per 100 units	2018/03/09	50,000,000	2017/06/20
62724	Credit Suisse AG	HSI R Bull CBBC Mar 2018 N	0.2500	25,652 per 12,000 units	25,852 per 12,000 units	2018/03/28	200,000,000	2017/06/20
62718	Credit Suisse AG	HSI R Bull CBBC Aug 2018 T	0.2500	25,500 per 10,000 units	25,700 per 10,000 units	2018/08/30	200,000,000	2017/06/20
62717	Credit Suisse AG	HSI R Bear CBBC Sep 2017 S	0.2500	26,100 per 10,000 units	25,900 per 10,000 units	2017/09/28	200,000,000	2017/06/20
62709	Credit Suisse AG	HSI R Bear CBBC Oct 2017 I	0.2500	25,950 per 12,000 units	25,750 per 12,000 units	2017/10/30	200,000,000	2017/06/20

Newly listed callable bull/bear contracts (continued)

Code	Issuer	Name of issue	Issue prices (HK\$)	Strike price (HKD)/Strike level per 10 units	Call price (HKD)/Call level per 10 units	Expiry date	No. of issue (units)	Listing date
62721	Credit Suisse AG	Sands China R Bull CBBC May 2018 A	0.2500	35.18 per 100 units	35.98 per 100 units	2018/05/25	50,000,000	2017/06/20
62719	Credit Suisse AG	Tencent R Bear CBBC Jan 2018 C	0.2500	286.48 per 100 units	283.68 per 100 units	2018/01/12	50,000,000	2017/06/20
62746	Goldman Sachs Structured Products (Asia) Ltd.	HSI R Bull CBBC Mar 2018 O	0.2500	25,600 per 10,000 units	25,700 per 10,000 units	2018/03/28	200,000,000	2017/06/20
62687	Hongkong and Shanghai Banking Corporation Ltd., The	Galaxy Ent R Bull CBBC Oct 2018 A	0.2500	46.58 per 100 units	47.38 per 100 units	2018/10/31	80,000,000	2017/06/20
62688	Hongkong and Shanghai Banking Corporation Ltd., The	Galaxy Ent R Bear CBBC Jul 2018 C	0.2500	58.68 per 100 units	57.88 per 100 units	2018/07/30	40,000,000	2017/06/20
62691	Hongkong and Shanghai Banking Corporation Ltd., The	Great Wall Motor R Bull CBBC Jun 2018 A	0.2500	9.2800	9.7800	2018/06/29	40,000,000	2017/06/20
62690	Hongkong and Shanghai Banking Corporation Ltd., The	Great Wall Motor R Bull CBBC Jul 2018 C	0.3000	8.2800	8.7800	2018/07/31	40,000,000	2017/06/20
62689	Hongkong and Shanghai Banking Corporation Ltd., The	HKEX R Bear CBBC Jan 2018 A	0.2500	206.88 per 100 units	204.88 per 100 units	2018/01/31	40,000,000	2017/06/20
62692	Hongkong and Shanghai Banking Corporation Ltd., The	HSI R Bull CBBC Aug 2018 I	0.2500	25,548 per 15,000 units	25,698 per 15,000 units	2018/08/30	100,000,000	2017/06/20
62733	J.P. Morgan Structured Products B.V.	Galaxy Ent R Bull CBBC May 2018 A	0.2500	46.08 per 100 units	46.88 per 100 units	2018/05/18	100,000,000	2017/06/20
62732	J.P. Morgan Structured Products B.V.	Galaxy Ent R Bear CBBC Jan 2018 B	0.2500	53.88 per 100 units	53.08 per 100 units	2018/01/19	100,000,000	2017/06/20
62728	J.P. Morgan Structured Products B.V.	HSI R Bull CBBC Aug 2018 A	0.2500	25,658 per 10,000 units	25,758 per 10,000 units	2018/08/30	200,000,000	2017/06/20
62726	J.P. Morgan Structured Products B.V.	HSI R Bear CBBC Sep 2017 K	0.2500	26,000 per 10,000 units	25,800 per 10,000 units	2017/09/28	200,000,000	2017/06/20
62730	J.P. Morgan Structured Products B.V.	HSI R Bear CBBC Sep 2017 L	0.2500	26,148 per 10,000 units	26,048 per 10,000 units	2017/09/28	200,000,000	2017/06/20
62731	J.P. Morgan Structured Products B.V.	Tencent R Bull CBBC Nov 2017 W	0.2500	267.88 per 100 units	269.88 per 100 units	2017/11/17	40,000,000	2017/06/20
62705	Macquarie Bank Ltd.	HSBC R Bull CBBC Jun 2018 B	0.2500	61.50 per 100 units	63 per 100 units	2018/06/28	40,000,000	2017/06/20
62703	Macquarie Bank Ltd.	Ping An R Bull CBBC Jun 2018 A	0.2500	47.38 per 100 units	48.88 per 100 units	2018/06/28	40,000,000	2017/06/20
62694	SGA Societe Generale Acceptance N.V./SG Issuer	Galaxy R Bull CBBC Jun 2018 C	0.2500	47.70 per 100 units	48.10 per 100 units	2018/06/28	100,000,000	2017/06/20
62693	SGA Societe Generale Acceptance N.V./SG Issuer	Galaxy R Bear CBBC Dec 2017 B	0.2500	59.60 per 100 units	58.80 per 100 units	2017/12/28	100,000,000	2017/06/20
62744	SGA Societe Generale Acceptance N.V./SG Issuer	HSI R Bull CBBC Oct 2018 N	0.2500	25,708 per 10,000 units	25,808 per 10,000 units	2018/10/30	200,000,000	2017/06/20
62745	SGA Societe Generale Acceptance N.V./SG Issuer	HSI R Bull CBBC Dec 2018 K	0.2500	25,658 per 10,000 units	25,758 per 10,000 units	2018/12/28	200,000,000	2017/06/20
62742	SGA Societe Generale Acceptance N.V./SG Issuer	HSI R Bear CBBC Oct 2017 A	0.2500	26,088 per 10,000 units	25,988 per 10,000 units	2017/10/30	200,000,000	2017/06/20
62741	SGA Societe Generale Acceptance N.V./SG Issuer	HSI R Bear CBBC Oct 2017 Z	0.2500	25,988 per 10,000 units	25,888 per 10,000 units	2017/10/30	200,000,000	2017/06/20
62698	SGA Societe Generale Acceptance N.V./SG Issuer	Lenovo R Bull CBBC May 2018 A	0.2500	4.7300	4.8800	2018/05/30	40,000,000	2017/06/20
62702	SGA Societe Generale Acceptance N.V./SG Issuer	Sands R Bull CBBC May 2018 A	0.2500	35.30 per 100 units	36.10 per 100 units	2018/05/30	100,000,000	2017/06/20
62738	UBS AG	HSI R Bull CBBC Sep 2018 L	0.2500	25,600 per 12,000 units	25,800 per 12,000 units	2018/09/27	250,000,000	2017/06/20
62734	UBS AG	HSI R Bear CBBC Sep 2017 J	0.2500	25,950 per 12,000 units	25,750 per 12,000 units	2017/09/28	250,000,000	2017/06/20
62735	UBS AG	HSI R Bear CBBC Sep 2017 K	0.2500	26,150 per 10,000 units	25,950 per 10,000 units	2017/09/28	200,000,000	2017/06/20
62736	UBS AG	Tencent R Bear CBBC Oct 2017 D	0.2500	280.80 per 100 units	278 per 100 units	2017/10/16	50,000,000	2017/06/20
62772	Credit Suisse AG	HSI R Bull CBBC Mar 2018 O	0.2500	25,655 per 15,000 units	25,875 per 15,000 units	2018/03/28	300,000,000	2017/06/21
62766	Credit Suisse AG	HSI R Bear CBBC Sep 2017 U	0.2500	26,000 per 10,000 units	25,800 per 10,000 units	2017/09/28	200,000,000	2017/06/21
62769	Credit Suisse AG	Tencent R Bull CBBC Feb 2018 J	0.2500	269.48 per 100 units	271.98 per 100 units	2018/02/08	50,000,000	2017/06/21
62786	Goldman Sachs Structured Products (Asia) Ltd.	HSI R Bull CBBC Aug 2018 R	0.2500	25,600 per 12,000 units	25,750 per 12,000 units	2018/08/30	200,000,000	2017/06/21
62765	Goldman Sachs Structured Products (Asia) Ltd.	HSI R Bear CBBC Sep 2017 Q	0.2500	25,950 per 12,000 units	25,800 per 12,000 units	2017/09/28	200,000,000	2017/06/21
62754	Hongkong and Shanghai Banking Corporation Ltd., The	BOCL R Bear CBBC Apr 2018 C	0.2500	4.0600	3.9800	2018/04/30	40,000,000	2017/06/21
62752	Hongkong and Shanghai Banking Corporation Ltd., The	CC Bank R Bear CBBC Apr 2018 B	0.2500	6.7800	6.6800	2018/04/30	40,000,000	2017/06/21
62751	Hongkong and Shanghai Banking Corporation Ltd., The	Sands China R Bull CBBC Aug 2018 C	0.2500	35.38 per 100 units	36.18 per 100 units	2018/08/06	80,000,000	2017/06/21
62758	Hongkong and Shanghai Banking Corporation Ltd., The	Tencent R Bull CBBC Aug 2018 I	0.2500	268.88 per 100 units	270.88 per 100 units	2018/08/20	60,000,000	2017/06/21
62764	Hongkong and Shanghai Banking Corporation Ltd., The	Tencent R Bull CBBC Aug 2018 J	0.2500	270.88 per 100 units	272.88 per 100 units	2018/08/13	60,000,000	2017/06/21
62784	J.P. Morgan Structured Products B.V.	HSI R Bull CBBC Sep 2018 D	0.2500	25,500 per 10,000 units	25,700 per 10,000 units	2018/09/27	200,000,000	2017/06/21
62783	J.P. Morgan Structured Products B.V.	HSI R Bear CBBC Sep 2017 M	0.2500	25,948 per 10,000 units	25,848 per 10,000 units	2017/09/28	200,000,000	2017/06/21
62785	J.P. Morgan Structured Products B.V.	Tencent R Bull CBBC Nov 2017 X	0.2500	271.88 per 100 units	273.88 per 100 units	2017/11/17	40,000,000	2017/06/21
62748	Macquarie Bank Ltd.	Tencent R Bull CBBC Jan 2018 B	0.2500	262.88 per 100 units	264.88 per 100 units	2018/01/31	40,000,000	2017/06/21

Newly listed callable bull/bear contracts (continued)

Code	Issuer	Name of issue	Issue prices (HK\$)	Strike price (HKD)/Strike level per 10 units	Call price (HKD)/Call level per 10 units	Expiry date	No. of issue (units)	Listing date
62747	Macquarie Bank Ltd.	Tencent R Bear CBBC Jan 2018 B	0.2950	287.88 per 100 units	285.18 per 100 units	2018/01/31	34,000,000	2017/06/21
62787	SGA Societe Generale Acceptance N.V./SG Issuer	HSI R Bull CBBC Dec 2018 L	0.2500	25,758 per 12,000 units	25,858 per 12,000 units	2018/12/28	200,000,000	2017/06/21
62774	UBS AG	HSI R Bull CBBC Sep 2018 M	0.2500	25,550 per 10,000 units	25,750 per 10,000 units	2018/09/27	200,000,000	2017/06/21
62779	UBS AG	HSI R Bear CBBC Sep 2017 L	0.2500	26,000 per 10,000 units	25,800 per 10,000 units	2017/09/28	200,000,000	2017/06/21
62776	UBS AG	Ping An R Bull CBBC Feb 2018 A	0.2500	49.38 per 100 units	49.98 per 100 units	2018/02/05	50,000,000	2017/06/21
62781	UBS AG	Tencent R Bull CBBC Feb 2018 B	0.2500	270 per 100 units	272 per 100 units	2018/02/05	40,000,000	2017/06/21
62795	BNP Paribas Issuance B.V.	HSCEI R Bull CBBC Aug 2018 J	0.2500	10,300 per 10,000 units	10,400 per 10,000 units	2018/08/30	100,000,000	2017/06/22
62796	BNP Paribas Issuance B.V.	HSCEI R Bear CBBC Feb 2018 M	0.2500	10,700 per 10,000 units	10,600 per 10,000 units	2018/02/27	100,000,000	2017/06/22
62797	BNP Paribas Issuance B.V.	HSI R Bull CBBC Sep 2018 A	0.2500	25,400 per 10,000 units	25,600 per 10,000 units	2018/09/27	250,000,000	2017/06/22
62830	Credit Suisse AG	HKEX R Bear CBBC Jan 2018 A	0.2500	206.78 per 100 units	204.78 per 100 units	2018/01/12	50,000,000	2017/06/22
62835	Credit Suisse AG	HSCEI R Bear CBBC Oct 2017 B	0.2500	10,758 per 10,000 units	10,658 per 10,000 units	2017/10/30	100,000,000	2017/06/22
62829	Credit Suisse AG	HSI R Bull CBBC Mar 2018 P	0.2500	25,550 per 12,000 units	25,750 per 12,000 units	2018/03/28	200,000,000	2017/06/22
62827	Credit Suisse AG	HSI R Bull CBBC Aug 2018 U	0.2500	25,400 per 10,000 units	25,600 per 10,000 units	2018/08/30	200,000,000	2017/06/22
62834	Credit Suisse AG	HSI R Bear CBBC Oct 2017 J	0.2500	25,766 per 12,000 units	25,566 per 12,000 units	2017/10/30	200,000,000	2017/06/22
62825	The Bank of East Asia, Ltd.	Great Wall Motor R Bull CBBC Jul 2018 A	0.3400	9.3800	9.8800	2018/07/04	30,000,000	2017/06/22
62822	The Bank of East Asia, Ltd.	HKEX R Bull CBBC Jul 2018 A	0.2500	195.08 per 100 units	197.08 per 100 units	2018/07/04	40,000,000	2017/06/22
62823	The Bank of East Asia, Ltd.	Ping An R Bull CBBC Jul 2018 A	0.6500	45.4800	46.0800	2018/07/04	16,000,000	2017/06/22
62817	The Bank of East Asia, Ltd.	Tencent R Bull CBBC Jul 2018 A	0.2500	267.08 per 100 units	269.28 per 100 units	2018/07/04	40,000,000	2017/06/22
62860	Goldman Sachs Structured Products (Asia) Ltd.	HSI R Bull CBBC Mar 2018 P	0.2500	25,128 per 10,000 units	25,228 per 10,000 units	2018/03/28	200,000,000	2017/06/22
62791	Goldman Sachs Structured Products (Asia) Ltd.	HSI R Bull CBBC Aug 2018 T	0.2500	25,550 per 10,000 units	25,650 per 10,000 units	2018/08/30	200,000,000	2017/06/22
62856	Goldman Sachs Structured Products (Asia) Ltd.	HSI R Bear CBBC Sep 2017 R	0.2500	25,666 per 10,000 units	25,566 per 10,000 units	2017/09/28	200,000,000	2017/06/22
62807	Hongkong and Shanghai Banking Corporation Ltd., The	Geely Auto R Bear CBBC Aug 2018 B	0.2500	15.4800	15.1800	2018/08/06	40,000,000	2017/06/22
62805	Hongkong and Shanghai Banking Corporation Ltd., The	Galaxy Ent R Bear CBBC May 2018 A	0.2500	50.18 per 100 units	49.38 per 100 units	2018/05/07	40,000,000	2017/06/22
62813	Hongkong and Shanghai Banking Corporation Ltd., The	HSCEI R Bear CBBC Apr 2018 B	0.2500	10,488 per 10,000 units	10,388 per 10,000 units	2018/04/27	50,000,000	2017/06/22
62812	Hongkong and Shanghai Banking Corporation Ltd., The	HSI R Bear CBBC Apr 2018 O	0.2500	25,838 per 15,000 units	25,688 per 15,000 units	2018/04/27	100,000,000	2017/06/22
62810	Hongkong and Shanghai Banking Corporation Ltd., The	Ping An R Bear CBBC May 2018 B	0.2500	51.98 per 100 units	51.38 per 100 units	2018/05/07	40,000,000	2017/06/22
62840	J.P. Morgan Structured Products B.V.	HKEX R Bear CBBC Feb 2018 B	0.2500	204.88 per 100 units	202.08 per 100 units	2018/02/15	40,000,000	2017/06/22
62836	J.P. Morgan Structured Products B.V.	HSI R Bull CBBC Aug 2018 E	0.2500	25,758 per 10,000 units	25,858 per 10,000 units	2018/08/30	200,000,000	2017/06/22
62837	J.P. Morgan Structured Products B.V.	HSI R Bull CBBC Sep 2018 E	0.2500	25,400 per 10,000 units	25,600 per 10,000 units	2018/09/27	200,000,000	2017/06/22
62841	J.P. Morgan Structured Products B.V.	HSI R Bear CBBC Sep 2017 N	0.2500	25,666 per 10,000 units	25,566 per 10,000 units	2017/09/28	200,000,000	2017/06/22
62845	J.P. Morgan Structured Products B.V.	HSI R Bear CBBC Sep 2017 O	0.2500	25,848 per 10,000 units	25,748 per 10,000 units	2017/09/28	200,000,000	2017/06/22
62839	J.P. Morgan Structured Products B.V.	Tencent R Bull CBBC Oct 2017 U	0.2500	269.88 per 100 units	271.88 per 100 units	2017/10/20	40,000,000	2017/06/22
62800	Macquarie Bank Ltd.	Tencent R Bull CBBC Jan 2018 C	0.2640	267.88 per 100 units	269.88 per 100 units	2018/01/31	38,000,000	2017/06/22
62798	Macquarie Bank Ltd.	Tencent R Bear CBBC Jan 2018 C	0.3040	292.88 per 100 units	290.18 per 100 units	2018/01/31	33,000,000	2017/06/22
62814	SGA Societe Generale Acceptance N.V./SG Issuer	HSCEI R Bear CBBC Feb 2018 B	0.2500	10,588 per 10,000 units	10,488 per 10,000 units	2018/02/27	200,000,000	2017/06/22
62815	SGA Societe Generale Acceptance N.V./SG Issuer	HSCEI R Bear CBBC Mar 2018 A	0.2500	10,788 per 10,000 units	10,688 per 10,000 units	2018/03/28	200,000,000	2017/06/22
62866	SGA Societe Generale Acceptance N.V./SG Issuer	HSI R Bull CBBC Oct 2018 J	0.2500	25,358 per 10,000 units	25,558 per 10,000 units	2018/10/30	200,000,000	2017/06/22
62868	SGA Societe Generale Acceptance N.V./SG Issuer	HSI R Bull CBBC Nov 2018 N	0.2500	25,408 per 12,000 units	25,508 per 12,000 units	2018/11/29	200,000,000	2017/06/22
62862	SGA Societe Generale Acceptance N.V./SG Issuer	HSI R Bear CBBC Sep 2017 M	0.2500	25,738 per 12,000 units	25,638 per 12,000 units	2017/09/28	200,000,000	2017/06/22
62863	SGA Societe Generale Acceptance N.V./SG Issuer	HSI R Bear CBBC Sep 2017 N	0.2500	25,938 per 12,000 units	25,838 per 12,000 units	2017/09/28	200,000,000	2017/06/22
62865	SGA Societe Generale Acceptance N.V./SG Issuer	HSI R Bear CBBC Oct 2017 B	0.2500	25,788 per 10,000 units	25,588 per 10,000 units	2017/10/30	200,000,000	2017/06/22
62826	SGA Societe Generale Acceptance N.V./SG Issuer	Ping An R Bear CBBC Dec 2017 C	0.2500	53.40 per 100 units	52.80 per 100 units	2017/12/28	100,000,000	2017/06/22
62848	UBS AG	HSI R Bull CBBC Feb 2018 M	0.2500	25,675 per 12,000 units	25,875 per 12,000 units	2018/02/27	250,000,000	2017/06/22

Newly listed callable bull/bear contracts (continued)

Code	Issuer	Name of issue	Issue prices (HK\$)	Strike price (HKD)/Strike level per 10 units	Call price (HKD)/Call level per 10 units	Expiry date	No. of issue (units)	Listing date
62852	UBS AG	HSI R Bull CBBC Jul 2018 U	0.2500	25,600 per 10,000 units	25,700 per 10,000 units	2018/07/30	200,000,000	2017/06/22
62854	UBS AG	HSI R Bear CBBC Sep 2017 M	0.2500	26,100 per 12,000 units	25,900 per 12,000 units	2017/09/28	250,000,000	2017/06/22
62855	UBS AG	HSI R Bear CBBC Sep 2017 O	0.2500	25,666 per 10,000 units	25,566 per 10,000 units	2017/09/28	200,000,000	2017/06/22
62895	Credit Suisse AG	Geely Auto R Bear CBBC Feb 2018 B	0.2500	15.4800	15.0800	2018/02/09	50,000,000	2017/06/23
62897	Credit Suisse AG	HSBC R Bull CBBC Jan 2018 E	0.2500	66.28 per 100 units	67.78 per 100 units	2018/01/19	50,000,000	2017/06/23
62894	Credit Suisse AG	HSI R Bull CBBC Mar 2018 Q	0.2500	25,450 per 12,000 units	25,650 per 12,000 units	2018/03/28	200,000,000	2017/06/23
62899	Credit Suisse AG	HSI R Bear CBBC Sep 2017 J	0.2500	25,800 per 10,000 units	25,600 per 10,000 units	2017/09/28	200,000,000	2017/06/23
62903	Goldman Sachs Structured Products (Asia) Ltd.	HSI R Bull CBBC Aug 2018 B	0.2500	25,500 per 10,000 units	25,600 per 10,000 units	2018/08/30	200,000,000	2017/06/23
62905	Goldman Sachs Structured Products (Asia) Ltd.	HSI R Bear CBBC Sep 2017 S	0.2500	25,750 per 10,000 units	25,650 per 10,000 units	2017/09/28	200,000,000	2017/06/23
62871	Hongkong and Shanghai Banking Corporation Ltd., The	CNOOC R Bull CBBC Oct 2018 A	0.2500	6.7800	6.9800	2018/10/15	50,000,000	2017/06/23
62875	Hongkong and Shanghai Banking Corporation Ltd., The	CNOOC R Bear CBBC Jul 2018 A	0.2500	9.4800	9.2800	2018/07/16	40,000,000	2017/06/23
62869	Hongkong and Shanghai Banking Corporation Ltd., The	HSI R Bull CBBC Apr 2018 D	0.2500	25,448 per 15,000 units	25,598 per 15,000 units	2018/04/27	100,000,000	2017/06/23
62870	Hongkong and Shanghai Banking Corporation Ltd., The	Tencent R Bull CBBC Jul 2018 W	0.2500	272.88 per 100 units	274.88 per 100 units	2018/07/16	50,000,000	2017/06/23
62901	J.P. Morgan Structured Products B.V.	HSI R Bear CBBC Sep 2017 P	0.2500	25,800 per 10,000 units	25,600 per 10,000 units	2017/09/28	200,000,000	2017/06/23
62883	Macquarie Bank Ltd.	HSI R Bull CBBC Jul 2018 B	0.2500	24,558 per 10,000 units	24,708 per 10,000 units	2018/07/30	40,000,000	2017/06/23
62890	Macquarie Bank Ltd.	HSI R Bull CBBC Jul 2018 C	0.2500	24,858 per 10,000 units	25,008 per 10,000 units	2018/07/30	40,000,000	2017/06/23
62886	Macquarie Bank Ltd.	HSI R Bear CBBC Jul 2018 D	0.2500	26,838 per 10,000 units	26,688 per 10,000 units	2018/07/30	40,000,000	2017/06/23
62880	Macquarie Bank Ltd.	Tencent R Bull CBBC Jan 2018 D	0.3720	252.88 per 100 units	254.88 per 100 units	2018/01/31	27,000,000	2017/06/23
62881	Macquarie Bank Ltd.	Tencent R Bear CBBC Jan 2018 D	0.3710	297.88 per 100 units	295.18 per 100 units	2018/01/31	27,000,000	2017/06/23
62893	SGA Societe Generale Acceptance N.V./SG Issuer	CP&CC R Bull CBBC Mar 2018 A	0.2500	5.8500	5.9800	2018/03/28	40,000,000	2017/06/23
62912	SGA Societe Generale Acceptance N.V./SG Issuer	HSI R Bull CBBC Oct 2018 Y	0.2500	25,508 per 12,000 units	25,608 per 12,000 units	2018/10/30	200,000,000	2017/06/23
62911	SGA Societe Generale Acceptance N.V./SG Issuer	HSI R Bear CBBC Sep 2017 T	0.2500	25,788 per 10,000 units	25,688 per 10,000 units	2017/09/28	200,000,000	2017/06/23
62907	UBS AG	HSI R Bull CBBC Aug 2018 B	0.2500	25,450 per 12,000 units	25,650 per 12,000 units	2018/08/30	250,000,000	2017/06/23
62906	UBS AG	HSI R Bear CBBC Sep 2017 P	0.2500	25,800 per 12,000 units	25,600 per 12,000 units	2017/09/28	250,000,000	2017/06/23
62968	Credit Suisse AG	HSI R Bull CBBC Mar 2018 R	0.2500	25,724 per 12,000 units	25,924 per 12,000 units	2018/03/28	200,000,000	2017/06/26
62966	Credit Suisse AG	HSI R Bull CBBC Sep 2018 C	0.2500	25,600 per 10,000 units	25,800 per 10,000 units	2018/09/27	200,000,000	2017/06/26
62958	Credit Suisse AG	HSI R Bear CBBC Sep 2017 M	0.2500	25,900 per 10,000 units	25,700 per 10,000 units	2017/09/28	200,000,000	2017/06/26
62959	Credit Suisse AG	HSI R Bear CBBC Oct 2017 K	0.2500	26,050 per 12,000 units	25,850 per 12,000 units	2017/10/30	200,000,000	2017/06/26
62983	Goldman Sachs Structured Products (Asia) Ltd.	HSI R Bull CBBC Aug 2018 I	0.2500	25,824 per 10,000 units	25,924 per 10,000 units	2018/08/30	200,000,000	2017/06/26
62913	Goldman Sachs Structured Products (Asia) Ltd.	HSI R Bear CBBC Sep 2017 T	0.2500	25,900 per 12,000 units	25,750 per 12,000 units	2017/09/28	200,000,000	2017/06/26
62997	Goldman Sachs Structured Products (Asia) Ltd.	HSI R Bear CBBC Sep 2017 U	0.2500	26,200 per 12,000 units	26,050 per 12,000 units	2017/09/28	200,000,000	2017/06/26
62915	Hongkong and Shanghai Banking Corporation Ltd., The	HKEX R Bull CBBC Jun 2018 B	0.2500	199.88 per 100 units	201.88 per 100 units	2018/06/25	50,000,000	2017/06/26
62914	Hongkong and Shanghai Banking Corporation Ltd., The	HKEX R Bull CBBC Jul 2018 G	0.2500	196.88 per 100 units	198.88 per 100 units	2018/07/03	50,000,000	2017/06/26
62931	Hongkong and Shanghai Banking Corporation Ltd., The	HSCEI R Bull CBBC Apr 2018 A	0.2500	10,338 per 10,000 units	10,438 per 10,000 units	2018/04/27	60,000,000	2017/06/26
62925	Hongkong and Shanghai Banking Corporation Ltd., The	HSI R Bull CBBC Apr 2018 E	0.2500	25,648 per 15,000 units	25,798 per 15,000 units	2018/04/27	100,000,000	2017/06/26
62928	Hongkong and Shanghai Banking Corporation Ltd., The	HSI R Bear CBBC Sep 2018 A	0.2500	29,038 per 15,000 units	28,838 per 15,000 units	2018/09/27	100,000,000	2017/06/26
62950	J.P. Morgan Structured Products B.V.	HKEX R Bull CBBC Nov 2017 P	0.2500	198.88 per 100 units	200.88 per 100 units	2017/11/17	40,000,000	2017/06/26
62944	J.P. Morgan Structured Products B.V.	HSI R Bull CBBC Aug 2018 M	0.2500	25,824 per 10,000 units	25,924 per 10,000 units	2018/08/30	200,000,000	2017/06/26
62946	J.P. Morgan Structured Products B.V.	HSI R Bull CBBC Sep 2018 F	0.2500	25,558 per 10,000 units	25,658 per 10,000 units	2018/09/27	200,000,000	2017/06/26
62948	J.P. Morgan Structured Products B.V.	Tencent R Bull CBBC Oct 2017 V	0.2500	275.88 per 100 units	277.88 per 100 units	2017/10/20	40,000,000	2017/06/26
62938	Macquarie Bank Ltd.	HSBC R Bull CBBC Jul 2018 A	0.2500	63 per 100 units	64.50 per 100 units	2018/07/30	40,000,000	2017/06/26
62940	Macquarie Bank Ltd.	HSBC R Bear CBBC Jul 2018 A	0.2500	72.83 per 100 units	71.33 per 100 units	2018/07/30	40,000,000	2017/06/26
62943	Macquarie Bank Ltd.	Ping An R Bull CBBC Jul 2018 A	0.2500	42.88 per 100 units	43.88 per 100 units	2018/07/30	40,000,000	2017/06/26

Newly listed callable bull/bear contracts (continued)

Code	Issuer	Name of issue	Issue prices (HK\$)	Strike price (HKD)/Strike level per 10 units	Call price (HKD)/Call level per 10 units	Expiry date	No. of issue (units)	Listing date
62942	Macquarie Bank Ltd.	Ping An R Bear CBBC Jul 2018 C	0.2500	57 per 100 units	56 per 100 units	2018/07/30	40,000,000	2017/06/26
62933	SGA Societe Generale Acceptance N.V./SG Issuer	AIA R Bull CBBC Mar 2018 A	0.2500	53.45 per 100 units	54.05 per 100 units	2018/03/28	100,000,000	2017/06/26
62988	SGA Societe Generale Acceptance N.V./SG Issuer	HSI R Bull CBBC Sep 2018 F	0.2500	25,808 per 10,000 units	25,908 per 10,000 units	2018/09/27	200,000,000	2017/06/26
62990	SGA Societe Generale Acceptance N.V./SG Issuer	HSI R Bull CBBC Nov 2018 O	0.2500	25,608 per 12,000 units	25,808 per 12,000 units	2018/11/29	200,000,000	2017/06/26
62984	SGA Societe Generale Acceptance N.V./SG Issuer	HSI R Bear CBBC Sep 2017 U	0.2500	26,038 per 12,000 units	25,938 per 12,000 units	2017/09/28	200,000,000	2017/06/26
62987	SGA Societe Generale Acceptance N.V./SG Issuer	HSI R Bear CBBC Sep 2017 W	0.2500	26,188 per 12,000 units	25,988 per 12,000 units	2017/09/28	200,000,000	2017/06/26
62937	SGA Societe Generale Acceptance N.V./SG Issuer	Ping An R Bull CBBC Apr 2018 A	0.2500	49.60 per 100 units	50.20 per 100 units	2018/04/27	100,000,000	2017/06/26
62972	UBS AG	HSI R Bull CBBC Jul 2018 V	0.2500	25,750 per 10,000 units	25,850 per 10,000 units	2018/07/30	200,000,000	2017/06/26
62971	UBS AG	HSI R Bull CBBC Aug 2018 C	0.2500	25,724 per 12,000 units	25,924 per 12,000 units	2018/08/30	250,000,000	2017/06/26
62982	UBS AG	HSI R Bull CBBC Sep 2018 N	0.2500	25,400 per 12,000 units	25,600 per 12,000 units	2018/09/27	250,000,000	2017/06/26
62969	UBS AG	HSI R Bear CBBC Sep 2017 Q	0.2500	25,827 per 12,000 units	25,627 per 12,000 units	2017/09/28	250,000,000	2017/06/26
62970	UBS AG	HSI R Bear CBBC Sep 2017 R	0.2500	25,950 per 10,000 units	25,850 per 10,000 units	2017/09/28	200,000,000	2017/06/26
63001	BNP Paribas Issuance B.V.	HSI R Bull CBBC Aug 2018 E	0.2500	25,700 per 10,000 units	25,900 per 10,000 units	2018/08/30	250,000,000	2017/06/27
63000	BNP Paribas Issuance B.V.	HSI R Bull CBBC Aug 2018 R	0.2500	25,600 per 10,000 units	25,800 per 10,000 units	2018/08/30	250,000,000	2017/06/27
63013	BNP Paribas Issuance B.V.	Tencent R Bull CBBC Aug 2018 N	0.2500	273 per 100 units	275 per 100 units	2018/08/30	40,000,000	2017/06/27
63016	BNP Paribas Issuance B.V.	Tencent R Bull CBBC Aug 2018 O	0.2500	278 per 100 units	280 per 100 units	2018/08/30	40,000,000	2017/06/27
63047	Credit Suisse AG	AIA R Bull CBBC Dec 2017 D	0.2500	54.78 per 100 units	55.38 per 100 units	2017/12/28	50,000,000	2017/06/27
63050	Credit Suisse AG	AIA R Bear CBBC Dec 2017 C	0.2500	63.98 per 100 units	63.38 per 100 units	2017/12/22	50,000,000	2017/06/27
63039	Credit Suisse AG	HSI R Bull CBBC Aug 2018 X	0.2500	25,700 per 10,000 units	25,900 per 10,000 units	2018/08/30	200,000,000	2017/06/27
63040	Credit Suisse AG	HSI R Bear CBBC Oct 2017 L	0.2500	26,150 per 12,000 units	25,950 per 12,000 units	2017/10/30	200,000,000	2017/06/27
63041	Credit Suisse AG	Tencent R Bull CBBC Feb 2018 K	0.2500	274.48 per 100 units	276.98 per 100 units	2018/02/02	50,000,000	2017/06/27
63046	Credit Suisse AG	Tencent R Bear CBBC Jan 2018 D	0.3500	313.58 per 100 units	310.78 per 100 units	2018/01/19	50,000,000	2017/06/27
63023	The Bank of East Asia, Ltd.	Galaxy Ent R Bull CBBC Jun 2018 A	0.6500	45.4800	46.2800	2018/06/28	16,000,000	2017/06/27
63017	The Bank of East Asia, Ltd.	Tencent R Bull CBBC Jun 2018 A	0.2500	278.88 per 100 units	281.08 per 100 units	2018/06/28	40,000,000	2017/06/27
63019	The Bank of East Asia, Ltd.	Tencent R Bull CBBC Jun 2018 B	0.2500	275.88 per 100 units	278.08 per 100 units	2018/06/28	40,000,000	2017/06/27
63020	The Bank of East Asia, Ltd.	Tencent R Bull CBBC Jun 2018 C	0.2500	272.88 per 100 units	275.08 per 100 units	2018/06/28	40,000,000	2017/06/27
63022	The Bank of East Asia, Ltd.	Tencent R Bear CBBC Jun 2018 A	0.2500	303.28 per 100 units	300.28 per 100 units	2018/06/28	40,000,000	2017/06/27
63038	Goldman Sachs Structured Products (Asia) Ltd.	HSI R Bull CBBC Sep 2018 A	0.2500	25,650 per 12,000 units	25,800 per 12,000 units	2018/09/27	200,000,000	2017/06/27
63079	Goldman Sachs Structured Products (Asia) Ltd.	HSI R Bear CBBC Sep 2017 V	0.2500	26,000 per 10,000 units	25,900 per 10,000 units	2017/09/28	200,000,000	2017/06/27
63082	Goldman Sachs Structured Products (Asia) Ltd.	HSI R Bear CBBC Sep 2017 W	0.2500	27,000 per 10,000 units	26,900 per 10,000 units	2017/09/28	200,000,000	2017/06/27
63028	Hongkong and Shanghai Banking Corporation Ltd., The	HSI R Bull CBBC Apr 2018 F	0.2500	25,748 per 15,000 units	25,898 per 15,000 units	2018/04/27	100,000,000	2017/06/27
63029	Hongkong and Shanghai Banking Corporation Ltd., The	HSI R Bear CBBC Jul 2018 E	0.2500	27,938 per 15,000 units	27,788 per 15,000 units	2018/07/30	100,000,000	2017/06/27
63027	Hongkong and Shanghai Banking Corporation Ltd., The	Tencent R Bull CBBC Jan 2018 J	0.2500	278.88 per 100 units	280.88 per 100 units	2018/01/29	50,000,000	2017/06/27
63026	Hongkong and Shanghai Banking Corporation Ltd., The	Tencent R Bull CBBC Feb 2018 B	0.2500	276.88 per 100 units	278.88 per 100 units	2018/02/05	50,000,000	2017/06/27
63024	Hongkong and Shanghai Banking Corporation Ltd., The	Tencent R Bull CBBC Mar 2018 O	0.2500	274.88 per 100 units	276.88 per 100 units	2018/03/12	50,000,000	2017/06/27
63056	J.P. Morgan Structured Products B.V.	HSI R Bull CBBC Sep 2018 G	0.2500	25,700 per 10,000 units	25,900 per 10,000 units	2018/09/27	200,000,000	2017/06/27
63051	J.P. Morgan Structured Products B.V.	HSI R Bear CBBC Sep 2017 Q	0.2500	26,048 per 10,000 units	25,948 per 10,000 units	2017/09/28	200,000,000	2017/06/27
63060	J.P. Morgan Structured Products B.V.	Tencent R Bull CBBC Oct 2017 W	0.2500	273.88 per 100 units	275.88 per 100 units	2017/10/20	40,000,000	2017/06/27
63061	J.P. Morgan Structured Products B.V.	Tencent R Bear CBBC Feb 2018 D	0.2500	284.88 per 100 units	282.08 per 100 units	2018/02/15	40,000,000	2017/06/27
63074	SGA Societe Generale Acceptance N.V./SG Issuer	HSI R Bull CBBC Nov 2018 P	0.2500	25,558 per 12,000 units	25,758 per 12,000 units	2018/11/29	200,000,000	2017/06/27
63067	SGA Societe Generale Acceptance N.V./SG Issuer	HSI R Bear CBBC Sep 2017 X	0.2500	25,988 per 10,000 units	25,888 per 10,000 units	2017/09/28	200,000,000	2017/06/27
63073	SGA Societe Generale Acceptance N.V./SG Issuer	HSI R Bear CBBC Sep 2017 Y	0.2500	26,138 per 10,000 units	26,038 per 10,000 units	2017/09/28	200,000,000	2017/06/27
63015	SGA Societe Generale Acceptance N.V./SG Issuer	Tencent R Bull CBBC Jun 2018 B	0.2500	271.70 per 100 units	273.20 per 100 units	2018/06/28	100,000,000	2017/06/27

Newly listed callable bull/bear contracts (continued)

Code	Issuer	Name of issue	Issue prices (HK\$)	Strike price (HKD)/Strike level per 10 units	Call price (HKD)/Call level per 10 units	Expiry date	No. of issue (units)	Listing date
63063	UBS AG	HSCEI R Bull CBBC Oct 2018 A	0.2500	10,288 per 10,000 units	10,388 per 10,000 units	2018/10/30	100,000,000	2017/06/27
63062	UBS AG	HSI R Bear CBBC Sep 2017 T	0.2500	26,150 per 12,000 units	25,950 per 12,000 units	2017/09/28	250,000,000	2017/06/27
63066	UBS AG	Tencent R Bull CBBC Jan 2018 C	0.2500	272.50 per 100 units	275 per 100 units	2018/01/22	50,000,000	2017/06/27
63085	BNP Paribas Issuance B.V.	HSI R Bull CBBC Aug 2018 H	0.2500	25,500 per 10,000 units	25,700 per 10,000 units	2018/08/30	250,000,000	2017/06/28
63087	BNP Paribas Issuance B.V.	HSI R Bear CBBC Feb 2018 K	0.2500	26,100 per 10,000 units	25,900 per 10,000 units	2018/02/27	250,000,000	2017/06/28
63088	BNP Paribas Issuance B.V.	HSI R Bear CBBC Feb 2018 R	0.2500	26,200 per 10,000 units	26,000 per 10,000 units	2018/02/27	250,000,000	2017/06/28
63105	BNP Paribas Issuance B.V.	Tencent R Bear CBBC Apr 2018 L	0.2500	287 per 100 units	285 per 100 units	2018/04/27	40,000,000	2017/06/28
63107	BNP Paribas Issuance B.V.	Tencent R Bear CBBC Apr 2018 M	0.2500	297 per 100 units	295 per 100 units	2018/04/27	40,000,000	2017/06/28
63164	Credit Suisse AG	HSI R Bull CBBC Mar 2018 S	0.2500	25,643 per 12,000 units	25,843 per 12,000 units	2018/03/28	200,000,000	2017/06/28
63166	Credit Suisse AG	HSI R Bull CBBC Aug 2018 C	0.2500	25,500 per 10,000 units	25,700 per 10,000 units	2018/08/30	200,000,000	2017/06/28
63171	Credit Suisse AG	HSI R Bear CBBC Sep 2017 N	0.2500	26,100 per 10,000 units	25,900 per 10,000 units	2017/09/28	200,000,000	2017/06/28
63173	Credit Suisse AG	HSI R Bear CBBC Oct 2017 M	0.2500	25,950 per 12,000 units	25,750 per 12,000 units	2017/10/30	200,000,000	2017/06/28
63108	Goldman Sachs Structured Products (Asia) Ltd.	HSI R Bull CBBC Aug 2018 R	0.2500	25,600 per 12,000 units	25,700 per 12,000 units	2018/08/30	200,000,000	2017/06/28
63191	Goldman Sachs Structured Products (Asia) Ltd.	HSI R Bear CBBC Sep 2017 X	0.2500	25,800 per 10,000 units	25,700 per 10,000 units	2017/09/28	200,000,000	2017/06/28
63127	Hongkong and Shanghai Banking Corporation Ltd., The	AIA R Bull CBBC Jan 2018 D	0.2500	54.68 per 100 units	55.28 per 100 units	2018/01/29	60,000,000	2017/06/28
63131	Hongkong and Shanghai Banking Corporation Ltd., The	AIA R Bear CBBC Oct 2018 B	0.2500	65.48 per 100 units	64.88 per 100 units	2018/10/22	40,000,000	2017/06/28
63120	Hongkong and Shanghai Banking Corporation Ltd., The	HSI R Bull CBBC Mar 2018 C	0.2500	25,548 per 15,000 units	25,698 per 15,000 units	2018/03/28	100,000,000	2017/06/28
63118	Hongkong and Shanghai Banking Corporation Ltd., The	HSI R Bear CBBC Mar 2018 G	0.2500	26,038 per 15,000 units	25,888 per 15,000 units	2018/03/28	100,000,000	2017/06/28
63119	Hongkong and Shanghai Banking Corporation Ltd., The	HSI R Bear CBBC Mar 2018 H	0.2500	25,938 per 15,000 units	25,788 per 15,000 units	2018/03/28	100,000,000	2017/06/28
63116	Hongkong and Shanghai Banking Corporation Ltd., The	HSI R Bear CBBC Apr 2018 P	0.2500	26,188 per 20,000 units	25,988 per 20,000 units	2018/04/27	150,000,000	2017/06/28
63133	Hongkong and Shanghai Banking Corporation Ltd., The	PetCh R Bull CBBC Mar 2018 B	0.2500	4.1300	4.2800	2018/03/12	50,000,000	2017/06/28
63111	Hongkong and Shanghai Banking Corporation Ltd., The	PetCh R Bull CBBC Aug 2018 B	0.2500	3.6300	3.7800	2018/08/06	50,000,000	2017/06/28
63115	Hongkong and Shanghai Banking Corporation Ltd., The	PetCh R Bear CBBC Feb 2018 A	0.2500	5.3300	5.1800	2018/02/05	40,000,000	2017/06/28
63189	J.P. Morgan Structured Products B.V.	HSI R Bull CBBC Sep 2018 H	0.2500	25,458 per 10,000 units	25,558 per 10,000 units	2018/09/27	200,000,000	2017/06/28
63190	J.P. Morgan Structured Products B.V.	HSI R Bull CBBC Sep 2018 I	0.2500	25,600 per 10,000 units	25,800 per 10,000 units	2018/09/27	200,000,000	2017/06/28
63134	SGA Societe Generale Acceptance N.V./SG Issuer	China Life R Bull CBBC Mar 2018 A	0.2500	22.2000	22.6000	2018/03/28	40,000,000	2017/06/28
63151	SGA Societe Generale Acceptance N.V./SG Issuer	CSA50 R Bear CBBC Jan 2018 B	0.2500	13.9800	13.8800	2018/01/30	40,000,000	2017/06/28
63183	SGA Societe Generale Acceptance N.V./SG Issuer	HSI R Bull CBBC Oct 2018 N	0.2500	25,558 per 10,000 units	25,658 per 10,000 units	2018/10/30	200,000,000	2017/06/28
63184	SGA Societe Generale Acceptance N.V./SG Issuer	HSI R Bull CBBC Nov 2018 Q	0.2500	25,458 per 12,000 units	25,558 per 12,000 units	2018/11/29	200,000,000	2017/06/28
63181	SGA Societe Generale Acceptance N.V./SG Issuer	HSI R Bear CBBC Oct 2017 E	0.2500	25,838 per 12,000 units	25,738 per 12,000 units	2017/10/30	200,000,000	2017/06/28
63182	SGA Societe Generale Acceptance N.V./SG Issuer	HSI R Bear CBBC Oct 2017 H	0.2500	25,988 per 10,000 units	25,788 per 10,000 units	2017/10/30	200,000,000	2017/06/28
63154	SGA Societe Generale Acceptance N.V./SG Issuer	Sands R Bear CBBC Apr 2018 B	0.2500	40.70 per 100 units	39.90 per 100 units	2018/04/27	100,000,000	2017/06/28
63158	SGA Societe Generale Acceptance N.V./SG Issuer	Tencent R Bull CBBC Apr 2018 E	0.2500	274.70 per 100 units	276.20 per 100 units	2018/04/27	100,000,000	2017/06/28
63159	SGA Societe Generale Acceptance N.V./SG Issuer	Tencent R Bull CBBC Jun 2018 C	0.2500	277.70 per 100 units	279.20 per 100 units	2018/06/28	100,000,000	2017/06/28
63157	SGA Societe Generale Acceptance N.V./SG Issuer	Tencent R Bear CBBC Dec 2017 G	0.2500	282.80 per 100 units	280.80 per 100 units	2017/12/28	100,000,000	2017/06/28
63174	UBS AG	HSI R Bull CBBC Sep 2018 O	0.2500	25,600 per 12,000 units	25,800 per 12,000 units	2018/09/27	250,000,000	2017/06/28
63175	UBS AG	HSI R Bear CBBC Sep 2017 U	0.2500	26,200 per 12,000 units	26,000 per 12,000 units	2017/09/28	250,000,000	2017/06/28
63180	UBS AG	HSI R Bear CBBC Sep 2017 Y	0.2500	25,795 per 10,000 units	25,695 per 10,000 units	2017/09/28	200,000,000	2017/06/28
63268	Credit Suisse AG	HSI R Bull CBBC Mar 2018 T	0.2500	25,550 per 12,000 units	25,750 per 12,000 units	2018/03/28	200,000,000	2017/06/29
63276	Credit Suisse AG	HSI R Bear CBBC Sep 2017 X	0.2500	25,875 per 12,000 units	25,675 per 12,000 units	2017/09/28	200,000,000	2017/06/29
63267	Goldman Sachs Structured Products (Asia) Ltd.	HSI R Bull CBBC Sep 2018 B	0.2500	25,600 per 12,000 units	25,750 per 12,000 units	2018/09/27	200,000,000	2017/06/29
63330	Goldman Sachs Structured Products (Asia) Ltd.	HSI R Bull CBBC Sep 2018 C	0.2500	25,300 per 12,000 units	25,400 per 12,000 units	2018/09/27	200,000,000	2017/06/29
63325	Goldman Sachs Structured Products (Asia) Ltd.	HSI R Bear CBBC Oct 2017 K	0.2500	25,825 per 12,000 units	25,675 per 12,000 units	2017/10/30	200,000,000	2017/06/29

Newly listed callable bull/bear contracts (continued)

Code	Issuer	Name of issue	Issue prices (HK\$)	Strike price (HKD)/Strike level per 10 units	Call price (HKD)/Call level per 10 units	Expiry date	No. of issue (units)	Listing date
63328	Goldman Sachs Structured Products (Asia) Ltd.	HSI R Bear CBBC Oct 2017 L	0.2500	25,950 per 12,000 units	25,800 per 12,000 units	2017/10/30	200,000,000	2017/06/29
63224	Hongkong and Shanghai Banking Corporation Ltd., The	CSOP A50 ETF R Bull CBBC Jan 2018 G	0.2500	12.6600	12.7600	2018/01/29	50,000,000	2017/06/29
63217	Hongkong and Shanghai Banking Corporation Ltd., The	CSOP A50 ETF R Bull CBBC Feb 2018 B	0.2500	12.3600	12.4600	2018/02/05	50,000,000	2017/06/29
63193	Hongkong and Shanghai Banking Corporation Ltd., The	Geely Auto R Bull CBBC Jan 2018 D	0.2500	14.1800	14.4800	2018/01/29	40,000,000	2017/06/29
63195	Hongkong and Shanghai Banking Corporation Ltd., The	Ping An R Bull CBBC Feb 2018 A	0.2500	50.28 per 100 units	50.88 per 100 units	2018/02/05	60,000,000	2017/06/29
63207	Hongkong and Shanghai Banking Corporation Ltd., The	Tencent R Bull CBBC Mar 2018 P	0.2500	271.88 per 100 units	273.88 per 100 units	2018/03/26	40,000,000	2017/06/29
63209	Hongkong and Shanghai Banking Corporation Ltd., The	Tencent R Bull CBBC Mar 2018 Q	0.2500	273.88 per 100 units	275.88 per 100 units	2018/03/19	40,000,000	2017/06/29
63278	J.P. Morgan Structured Products B.V.	HSI R Bear CBBC Sep 2017 R	0.2500	25,900 per 10,000 units	25,700 per 10,000 units	2017/09/28	200,000,000	2017/06/29
63284	J.P. Morgan Structured Products B.V.	HSI R Bear CBBC Sep 2017 S	0.2500	26,200 per 10,000 units	26,000 per 10,000 units	2017/09/28	200,000,000	2017/06/29
63288	J.P. Morgan Structured Products B.V.	Tencent R Bull CBBC Nov 2017 Y	0.2500	277.88 per 100 units	279.88 per 100 units	2017/11/17	40,000,000	2017/06/29
63264	Macquarie Bank Ltd.	HSI R Bull CBBC Sep 2018 A	0.2500	24,958 per 20,000 units	25,108 per 20,000 units	2018/09/27	40,000,000	2017/06/29
63258	Macquarie Bank Ltd.	HSI R Bear CBBC Sep 2018 A	0.2500	26,850 per 20,000 units	26,700 per 20,000 units	2018/09/27	40,000,000	2017/06/29
63259	Macquarie Bank Ltd.	HSI R Bear CBBC Sep 2018 B	0.2500	26,650 per 20,000 units	26,500 per 20,000 units	2018/09/27	40,000,000	2017/06/29
63262	Macquarie Bank Ltd.	HSI R Bear CBBC Sep 2018 C	0.2500	26,450 per 20,000 units	26,300 per 20,000 units	2018/09/27	40,000,000	2017/06/29
63239	SGA Societe Generale Acceptance N.V./SG Issuer	CUni R Bull CBBC Apr 2018 B	0.2500	10.8800	11.0800	2018/04/27	40,000,000	2017/06/29
63245	SGA Societe Generale Acceptance N.V./SG Issuer	Geely Auto R Bull CBBC Mar 2018 B	0.2500	13.8800	14.0800	2018/03/28	40,000,000	2017/06/29
63293	SGA Societe Generale Acceptance N.V./SG Issuer	HSI R Bull CBBC Nov 2018 R	0.2500	25,408 per 10,000 units	25,608 per 10,000 units	2018/11/29	200,000,000	2017/06/29
63289	SGA Societe Generale Acceptance N.V./SG Issuer	HSI R Bear CBBC Oct 2017 J	0.2500	25,888 per 12,000 units	25,688 per 12,000 units	2017/10/30	200,000,000	2017/06/29
63292	SGA Societe Generale Acceptance N.V./SG Issuer	HSI R Bear CBBC Nov 2017 D	0.2500	25,938 per 12,000 units	25,838 per 12,000 units	2017/11/29	200,000,000	2017/06/29
63321	UBS AG	HSBC R Bull CBBC Jul 2018 A	0.2500	64.48 per 100 units	65.98 per 100 units	2018/07/16	50,000,000	2017/06/29
63312	UBS AG	HSI R Bull CBBC Aug 2018 D	0.2500	25,550 per 10,000 units	25,750 per 10,000 units	2018/08/30	200,000,000	2017/06/29
63299	UBS AG	HSI R Bear CBBC Sep 2017 J	0.2500	26,300 per 10,000 units	26,200 per 10,000 units	2017/09/28	200,000,000	2017/06/29
63301	UBS AG	HSI R Bear CBBC Sep 2017 K	0.2500	27,000 per 12,000 units	26,800 per 12,000 units	2017/09/28	250,000,000	2017/06/29
63295	UBS AG	HSI R Bear CBBC Sep 2017 Z	0.2500	25,950 per 12,000 units	25,750 per 12,000 units	2017/09/28	250,000,000	2017/06/29
63319	UBS AG	Petrochina R Bull CBBC Dec 2017 E	0.2500	4.1500	4.3000	2017/12/15	40,000,000	2017/06/29
63318	UBS AG	Petrochina R Bull CBBC Jan 2018 A	0.2500	4.2800	4.4800	2018/01/22	40,000,000	2017/06/29
63313	UBS AG	Tencent R Bull CBBC Oct 2017 D	0.2500	275.98 per 100 units	277.98 per 100 units	2017/10/09	40,000,000	2017/06/29
63374	Credit Suisse AG	CUni R Bull CBBC Jan 2018 C	0.2500	11.1800	11.3800	2018/01/26	50,000,000	2017/06/30
63376	Credit Suisse AG	CSOP A50 ETF R Bull CBBC Feb 2018 B	0.2500	12.2800	12.3800	2018/02/23	50,000,000	2017/06/30
63373	Credit Suisse AG	HSBC R Bull CBBC Jan 2018 F	0.2500	65.48 per 100 units	66.98 per 100 units	2018/01/19	50,000,000	2017/06/30
63369	Credit Suisse AG	HSI R Bull CBBC Mar 2018 U	0.2500	25,450 per 12,000 units	25,650 per 12,000 units	2018/03/28	200,000,000	2017/06/30
63371	Credit Suisse AG	HSI R Bear CBBC Oct 2017 N	0.2500	26,000 per 10,000 units	25,800 per 10,000 units	2017/10/30	200,000,000	2017/06/30
63345	Goldman Sachs Structured Products (Asia) Ltd.	HSI R Bull CBBC Aug 2018 T	0.2500	25,500 per 12,000 units	25,650 per 12,000 units	2018/08/30	200,000,000	2017/06/30
63350	Goldman Sachs Structured Products (Asia) Ltd.	HSI R Bear CBBC Oct 2017 M	0.2500	26,050 per 10,000 units	25,950 per 10,000 units	2017/10/30	200,000,000	2017/06/30
63336	Haitong International Securities Co. Ltd.	China Mobile R Bull CBBC Jun 2018 A	0.2500	79 per 100 units	80.28 per 100 units	2018/06/26	60,000,000	2017/06/30
63340	Haitong International Securities Co. Ltd.	CSOP A50 ETF R Bull CBBC Jun 2018 A	0.2500	12.1000	12.2800	2018/06/22	40,000,000	2017/06/30
63344	Haitong International Securities Co. Ltd.	Geely Auto R Bear CBBC Apr 2018 A	0.2500	16.8800	16.3800	2018/04/25	40,000,000	2017/06/30
63343	Haitong International Securities Co. Ltd.	HSBC R Bull CBBC Jun 2018 A	0.2500	61.50 per 100 units	62.88 per 100 units	2018/06/21	60,000,000	2017/06/30
63335	Haitong International Securities Co. Ltd.	Tencent R Bull CBBC Jun 2018 C	0.2640	268.60 per 100 units	270.68 per 100 units	2018/06/25	40,000,000	2017/06/30
63378	J.P. Morgan Structured Products B.V.	HSI R Bull CBBC Sep 2018 J	0.2500	25,400 per 10,000 units	25,600 per 10,000 units	2018/09/27	200,000,000	2017/06/30
63379	J.P. Morgan Structured Products B.V.	HSI R Bear CBBC Oct 2017 E	0.2500	25,848 per 10,000 units	25,748 per 10,000 units	2017/10/30	200,000,000	2017/06/30
63381	J.P. Morgan Structured Products B.V.	HSI R Bear CBBC Oct 2017 F	0.2500	25,771 per 10,000 units	25,671 per 10,000 units	2017/10/30	200,000,000	2017/06/30
63361	UBS AG	HSBC R Bull CBBC Jun 2018 A	0.2500	65.48 per 100 units	66.98 per 100 units	2018/06/25	50,000,000	2017/06/30

Newly listed callable bull/bear contracts (continued)

Code	Issuer	Name of issue	Issue prices (HK\$)	Strike price (HKD)/Strike level per 10 units	Call price (HKD)/Call level per 10 units	Expiry date	No. of issue (units)	Listing date
63359	UBS AG	HSI R Bull CBBC Aug 2018 E	0.2500	25,350 per 10,000 units	25,650 per 10,000 units	2018/08/30	200,000,000	2017/06/30
63353	UBS AG	HSI R Bear CBBC Oct 2017 C	0.2500	26,000 per 12,000 units	25,800 per 12,000 units	2017/10/30	250,000,000	2017/06/30
63387	BNP Paribas Issuance B.V.	HSCEI R Bull CBBC Aug 2018 K	0.2500	10,300 per 10,000 units	10,400 per 10,000 units	2018/08/30	100,000,000	2017/07/03
63384	BNP Paribas Issuance B.V.	HSI R Bull CBBC Aug 2018 Z	0.2500	25,400 per 10,000 units	25,600 per 10,000 units	2018/08/30	250,000,000	2017/07/03
63443	Credit Suisse AG	Galaxy Ent R Bull CBBC Mar 2018 C	0.2500	46.18 per 100 units	46.98 per 100 units	2018/03/09	50,000,000	2017/07/03
63447	Credit Suisse AG	HSI R Bull CBBC Apr 2018 D	0.2500	25,771 per 10,000 units	25,871 per 10,000 units	2018/04/27	150,000,000	2017/07/03
63435	Credit Suisse AG	HSI R Bear CBBC Oct 2017 O	0.2500	25,900 per 10,000 units	25,700 per 10,000 units	2017/10/30	200,000,000	2017/07/03
63445	Credit Suisse AG	HSI R Bear CBBC Nov 2017 N	0.2500	26,050 per 12,000 units	25,850 per 12,000 units	2017/11/29	200,000,000	2017/07/03
63457	Credit Suisse AG	Ping An R Bull CBBC Mar 2018 A	0.2500	51.38 per 100 units	51.98 per 100 units	2018/03/09	50,000,000	2017/07/03
63444	Credit Suisse AG	Sands China R Bull CBBC May 2018 B	0.2500	33.78 per 100 units	34.58 per 100 units	2018/05/18	50,000,000	2017/07/03
63455	Credit Suisse AG	Tencent R Bull CBBC Mar 2018 I	0.2500	279.48 per 100 units	281.98 per 100 units	2018/03/08	50,000,000	2017/07/03
63487	Goldman Sachs Structured Products (Asia) Ltd.	HSI R Bull CBBC Sep 2018 D	0.2500	25,771 per 10,000 units	25,871 per 10,000 units	2018/09/27	200,000,000	2017/07/03
63390	Goldman Sachs Structured Products (Asia) Ltd.	HSI R Bear CBBC Oct 2017 N	0.2500	25,900 per 12,000 units	25,750 per 12,000 units	2017/10/30	200,000,000	2017/07/03
63400	Hongkong and Shanghai Banking Corporation Ltd., The	CUni R Bull CBBC Aug 2018 A	0.2500	10.8800	11.0800	2018/08/31	40,000,000	2017/07/03
63408	Hongkong and Shanghai Banking Corporation Ltd., The	CUni R Bear CBBC Aug 2018 A	0.2500	14.0800	13.8800	2018/08/31	40,000,000	2017/07/03
63424	Hongkong and Shanghai Banking Corporation Ltd., The	Galaxy Ent R Bull CBBC Apr 2018 B	0.2500	46.58 per 100 units	47.38 per 100 units	2018/04/30	80,000,000	2017/07/03
63418	Hongkong and Shanghai Banking Corporation Ltd., The	Galaxy Ent R Bull CBBC Oct 2018 B	0.2500	43.58 per 100 units	44.38 per 100 units	2018/10/31	80,000,000	2017/07/03
63398	Hongkong and Shanghai Banking Corporation Ltd., The	Sands China R Bear CBBC Apr 2018 D	0.2500	38.18 per 100 units	37.38 per 100 units	2018/04/16	40,000,000	2017/07/03
63434	Hongkong and Shanghai Banking Corporation Ltd., The	Tencent R Bull CBBC Apr 2018 P	0.2500	279.88 per 100 units	281.88 per 100 units	2018/04/30	50,000,000	2017/07/03
63509	J.P. Morgan Structured Products B.V.	HSI R Bear CBBC Oct 2017 G	0.2500	26,000 per 10,000 units	25,800 per 10,000 units	2017/10/30	200,000,000	2017/07/03
63512	J.P. Morgan Structured Products B.V.	Tencent R Bull CBBC Oct 2017 X	0.2500	281.88 per 100 units	283.88 per 100 units	2017/10/20	40,000,000	2017/07/03
63392	SGA Societe Generale Acceptance N.V./SG Issuer	CSA50 R Bull CBBC Mar 2018 A	0.2500	12.5800	12.6800	2018/03/28	40,000,000	2017/07/03
63515	SGA Societe Generale Acceptance N.V./SG Issuer	Geely Auto R Bull CBBC Mar 2018 C	0.2500	14.6800	14.8800	2018/03/28	40,000,000	2017/07/03
63516	SGA Societe Generale Acceptance N.V./SG Issuer	HKEX R Bull CBBC Mar 2018 E	0.2500	196.12 per 100 units	198.10 per 100 units	2018/03/28	100,000,000	2017/07/03
63534	SGA Societe Generale Acceptance N.V./SG Issuer	HSI R Bull CBBC Dec 2018 M	0.2500	25,758 per 12,000 units	25,858 per 12,000 units	2018/12/28	200,000,000	2017/07/03
63558	SGA Societe Generale Acceptance N.V./SG Issuer	HSI R Bull CBBC Jan 2019 A	0.2500	25,708 per 10,000 units	25,808 per 10,000 units	2019/01/30	200,000,000	2017/07/03
63526	SGA Societe Generale Acceptance N.V./SG Issuer	HSI R Bear CBBC Oct 2017 C	0.2500	25,988 per 12,000 units	25,888 per 12,000 units	2017/10/30	200,000,000	2017/07/03
63532	SGA Societe Generale Acceptance N.V./SG Issuer	HSI R Bear CBBC Nov 2017 E	0.2500	26,038 per 10,000 units	25,938 per 10,000 units	2017/11/29	200,000,000	2017/07/03
63522	SGA Societe Generale Acceptance N.V./SG Issuer	Tencent R Bull CBBC Mar 2018 L	0.2500	280.70 per 100 units	282.20 per 100 units	2018/03/28	100,000,000	2017/07/03
63472	UBS AG	CSOP A50 ETF R Bull CBBC Jan 2018 C	0.2500	12.3800	12.4800	2018/01/11	40,000,000	2017/07/03
63479	UBS AG	HSI R Bull CBBC Aug 2018 F	0.2500	25,771 per 10,000 units	25,871 per 10,000 units	2018/08/30	200,000,000	2017/07/03
63485	UBS AG	HSI R Bull CBBC Sep 2018 P	0.2500	25,500 per 12,000 units	25,700 per 12,000 units	2018/09/27	250,000,000	2017/07/03
63468	UBS AG	HSI R Bear CBBC Oct 2017 D	0.2500	25,871 per 12,000 units	25,671 per 12,000 units	2017/10/30	250,000,000	2017/07/03
63470	UBS AG	Tencent R Bull CBBC Jan 2018 D	0.2500	280.48 per 100 units	282.98 per 100 units	2018/01/11	50,000,000	2017/07/03
63585	BNP Paribas Issuance B.V.	Tencent R Bull CBBC Aug 2018 P	0.2500	283 per 100 units	285 per 100 units	2018/08/30	50,000,000	2017/07/04
63689	Credit Suisse AG	Geely Auto R Bull CBBC Feb 2018 C	0.2500	14.8800	15.2800	2018/02/09	50,000,000	2017/07/04
63703	Credit Suisse AG	Geely Auto R Bear CBBC Feb 2018 C	0.2600	18.5800	18.1800	2018/02/09	50,000,000	2017/07/04
63667	Credit Suisse AG	HSI R Bull CBBC Aug 2018 H	0.2500	25,400 per 10,000 units	25,600 per 10,000 units	2018/08/30	200,000,000	2017/07/04
63680	Credit Suisse AG	HSI R Bull CBBC Aug 2018 I	0.2500	25,694 per 10,000 units	25,894 per 10,000 units	2018/08/30	200,000,000	2017/07/04
63653	Credit Suisse AG	HSI R Bear CBBC Oct 2017 P	0.2500	26,200 per 10,000 units	26,000 per 10,000 units	2017/10/30	200,000,000	2017/07/04
63705	Credit Suisse AG	Tencent R Bull CBBC Mar 2018 J	0.2500	283.48 per 100 units	285.98 per 100 units	2018/03/16	50,000,000	2017/07/04
63637	The Bank of East Asia, Ltd.	CSOP A50 ETF R Bull CBBC Jan 2018 A	0.2500	12.6800	12.7800	2018/01/29	40,000,000	2017/07/04
63636	The Bank of East Asia, Ltd.	Ping An R Bull CBBC Jun 2018 A	0.6500	50.0800	50.6800	2018/06/27	16,000,000	2017/07/04

Newly listed callable bull/bear contracts (continued)

Code	Issuer	Name of issue	Issue prices (HK\$)	Strike price (HKD)/Strike level per 10 units	Call price (HKD)/Call level per 10 units	Expiry date	No. of issue (units)	Listing date
63610	The Bank of East Asia, Ltd.	Tencent R Bull CBBC Jul 2018 B	0.2500	284.88 per 100 units	287.08 per 100 units	2018/07/04	40,000,000	2017/07/04
63612	The Bank of East Asia, Ltd.	Tencent R Bull CBBC Jul 2018 C	0.2500	281.88 per 100 units	284.08 per 100 units	2018/07/04	40,000,000	2017/07/04
63613	The Bank of East Asia, Ltd.	Tencent R Bear CBBC Jul 2018 A	0.2500	298.88 per 100 units	296.08 per 100 units	2018/07/04	40,000,000	2017/07/04
63781	Goldman Sachs Structured Products (Asia) Ltd.	HSI R Bull CBBC Aug 2018 I	0.2500	25,700 per 10,000 units	25,800 per 10,000 units	2018/08/30	200,000,000	2017/07/04
63798	Goldman Sachs Structured Products (Asia) Ltd.	HSI R Bear CBBC Oct 2017 O	0.2500	26,000 per 10,000 units	25,900 per 10,000 units	2017/10/30	200,000,000	2017/07/04
63562	Hongkong and Shanghai Banking Corporation Ltd., The	CSOP A50 ETF R Bear CBBC Jun 2018 A	0.2500	14.2800	14.1800	2018/06/29	40,000,000	2017/07/04
63564	Hongkong and Shanghai Banking Corporation Ltd., The	Geely Auto R Bull CBBC Feb 2018 B	0.2500	14.8800	15.1800	2018/02/12	40,000,000	2017/07/04
63569	Hongkong and Shanghai Banking Corporation Ltd., The	Geely Auto R Bull CBBC Feb 2018 C	0.2500	15.5800	15.8800	2018/02/05	40,000,000	2017/07/04
63567	Hongkong and Shanghai Banking Corporation Ltd., The	Geely Auto R Bear CBBC Oct 2018 C	0.3500	19.1800	18.8800	2018/10/29	30,000,000	2017/07/04
63572	Hongkong and Shanghai Banking Corporation Ltd., The	HSCEI R Bull CBBC Jul 2018 B	0.2500	10,338 per 10,000 units	10,438 per 10,000 units	2018/07/30	60,000,000	2017/07/04
63571	Hongkong and Shanghai Banking Corporation Ltd., The	HSI R Bull CBBC Jul 2018 J	0.2500	25,648 per 15,000 units	25,798 per 15,000 units	2018/07/30	100,000,000	2017/07/04
63559	Hongkong and Shanghai Banking Corporation Ltd., The	Tencent R Bull CBBC Apr 2018 Q	0.2500	284.88 per 100 units	286.88 per 100 units	2018/04/13	50,000,000	2017/07/04
63574	Hongkong and Shanghai Banking Corporation Ltd., The	Tencent R Bull CBBC Apr 2018 R	0.2500	282.88 per 100 units	284.88 per 100 units	2018/04/18	50,000,000	2017/07/04
63561	Hongkong and Shanghai Banking Corporation Ltd., The	Tencent R Bear CBBC Nov 2018 C	0.4000	322.88 per 100 units	320.88 per 100 units	2018/11/26	40,000,000	2017/07/04
63825	J.P. Morgan Structured Products B.V.	Geely Auto R Bull CBBC Jan 2018 E	0.2500	14.6800	15.0800	2018/01/19	40,000,000	2017/07/04
63762	J.P. Morgan Structured Products B.V.	HSI R Bull CBBC Aug 2018 O	0.2500	25,758 per 10,000 units	25,858 per 10,000 units	2018/08/30	200,000,000	2017/07/04
63776	J.P. Morgan Structured Products B.V.	HSI R Bear CBBC Oct 2017 H	0.2500	26,100 per 10,000 units	25,900 per 10,000 units	2017/10/30	200,000,000	2017/07/04
63799	J.P. Morgan Structured Products B.V.	Tencent R Bull CBBC Nov 2017 Z	0.2500	285.88 per 100 units	287.88 per 100 units	2017/11/17	40,000,000	2017/07/04
63819	J.P. Morgan Structured Products B.V.	Tencent R Bull CBBC Dec 2017 S	0.2500	279.88 per 100 units	281.88 per 100 units	2017/12/15	40,000,000	2017/07/04
63752	SGA Societe Generale Acceptance N.V./SG Issuer	HSI R Bull CBBC Dec 2018 N	0.2500	25,658 per 10,000 units	25,758 per 10,000 units	2018/12/28	200,000,000	2017/07/04
63749	SGA Societe Generale Acceptance N.V./SG Issuer	HSI R Bear CBBC Oct 2017 N	0.2500	26,088 per 10,000 units	25,988 per 10,000 units	2017/10/30	200,000,000	2017/07/04
63581	SGA Societe Generale Acceptance N.V./SG Issuer	Tencent R Bull CBBC Oct 2017 F	0.2500	283.70 per 100 units	285.20 per 100 units	2017/10/20	100,000,000	2017/07/04
63575	SGA Societe Generale Acceptance N.V./SG Issuer	Tencent R Bear CBBC Jan 2018 B	0.3650	322.80 per 100 units	320.80 per 100 units	2018/01/30	100,000,000	2017/07/04
63709	UBS AG	HSI R Bull CBBC Jul 2018 W	0.2500	25,694 per 12,000 units	25,894 per 12,000 units	2018/07/30	250,000,000	2017/07/04
63734	UBS AG	HSI R Bear CBBC Oct 2017 E	0.2500	25,950 per 10,000 units	25,850 per 10,000 units	2017/10/30	200,000,000	2017/07/04
63708	UBS AG	Tencent R Bull CBBC Dec 2017 L	0.2500	277.98 per 100 units	279.98 per 100 units	2017/12/04	40,000,000	2017/07/04
63831	BNP Paribas Issuance B.V.	HSI R Bull CBBC Sep 2018 B	0.2500	25,500 per 10,000 units	25,700 per 10,000 units	2018/09/27	250,000,000	2017/07/05
64004	Credit Suisse AG	CNOOC R Bull CBBC Mar 2018 B	0.2500	7.1800	7.3800	2018/03/02	50,000,000	2017/07/05
64021	Credit Suisse AG	Galaxy Ent R Bull CBBC Feb 2018 B	0.2500	44.38 per 100 units	45.18 per 100 units	2018/02/22	50,000,000	2017/07/05
63939	Credit Suisse AG	HSI R Bull CBBC Mar 2018 V	0.2500	25,639 per 12,000 units	25,839 per 12,000 units	2018/03/28	200,000,000	2017/07/05
63938	Credit Suisse AG	HSI R Bull CBBC Aug 2018 J	0.2500	25,500 per 10,000 units	25,700 per 10,000 units	2018/08/30	200,000,000	2017/07/05
63940	Credit Suisse AG	HSI R Bear CBBC Nov 2017 O	0.2500	25,950 per 12,000 units	25,750 per 12,000 units	2017/11/29	200,000,000	2017/07/05
63901	Goldman Sachs Structured Products (Asia) Ltd.	HSI R Bear CBBC Oct 2017 P	0.2500	25,800 per 10,000 units	25,700 per 10,000 units	2017/10/30	200,000,000	2017/07/05
63876	Hongkong and Shanghai Banking Corporation Ltd., The	Great Wall Motor R Bull CBBC Jun 2018 B	0.2500	8.9800	9.4800	2018/06/29	40,000,000	2017/07/05
63856	Hongkong and Shanghai Banking Corporation Ltd., The	HSI R Bear CBBC Apr 2018 Q	0.2500	25,938 per 15,000 units	25,788 per 15,000 units	2018/04/27	100,000,000	2017/07/05
63873	Hongkong and Shanghai Banking Corporation Ltd., The	Tencent R Bull CBBC Apr 2018 S	0.2500	281.38 per 100 units	283.38 per 100 units	2018/04/25	50,000,000	2017/07/05
63878	Hongkong and Shanghai Banking Corporation Ltd., The	Tencent R Bear CBBC Apr 2018 C	0.2500	288.88 per 100 units	286.88 per 100 units	2018/04/25	50,000,000	2017/07/05
64075	J.P. Morgan Structured Products B.V.	Geely Auto R Bear CBBC Apr 2018 B	0.3000	19.1800	18.6800	2018/04/20	35,000,000	2017/07/05
64035	J.P. Morgan Structured Products B.V.	HSI R Bull CBBC Sep 2018 K	0.2500	25,600 per 10,000 units	25,800 per 10,000 units	2018/09/27	200,000,000	2017/07/05
64077	J.P. Morgan Structured Products B.V.	HSI R Bear CBBC Oct 2017 I	0.2500	25,948 per 10,000 units	25,848 per 10,000 units	2017/10/30	200,000,000	2017/07/05
64071	J.P. Morgan Structured Products B.V.	Tencent R Bear CBBC Feb 2018 E	0.2500	288.88 per 100 units	286.08 per 100 units	2018/02/15	40,000,000	2017/07/05
63880	Macquarie Bank Ltd.	Tencent R Bull CBBC Feb 2018 A	0.2860	272.88 per 100 units	274.88 per 100 units	2018/02/28	35,000,000	2017/07/05
63882	Macquarie Bank Ltd.	Tencent R Bull CBBC Feb 2018 B	0.2500	277.88 per 100 units	279.88 per 100 units	2018/02/28	40,000,000	2017/07/05

Newly listed callable bull/bear contracts (continued)

Code	Issuer	Name of issue	Issue prices (HK\$)	Strike price (HKD)/Strike level per 10 units	Call price (HKD)/Call level per 10 units	Expiry date	No. of issue (units)	Listing date
63894	SGA Societe Generale Acceptance N.V./SG Issuer	Geely Auto R Bull CBBC Jan 2018 C	0.2500	15.4800	15.6800	2018/01/19	40,000,000	2017/07/05
64124	SGA Societe Generale Acceptance N.V./SG Issuer	HSI R Bull CBBC Dec 2018 O	0.2500	25,508 per 10,000 units	25,608 per 10,000 units	2018/12/28	200,000,000	2017/07/05
64129	SGA Societe Generale Acceptance N.V./SG Issuer	HSI R Bull CBBC Dec 2018 P	0.2500	25,558 per 12,000 units	25,658 per 12,000 units	2018/12/28	200,000,000	2017/07/05
64102	SGA Societe Generale Acceptance N.V./SG Issuer	HSI R Bear CBBC Nov 2017 F	0.2500	25,788 per 10,000 units	25,688 per 10,000 units	2017/11/29	200,000,000	2017/07/05
64111	SGA Societe Generale Acceptance N.V./SG Issuer	HSI R Bear CBBC Dec 2017 B	0.2500	25,838 per 12,000 units	25,738 per 12,000 units	2017/12/28	200,000,000	2017/07/05
63835	SGA Societe Generale Acceptance N.V./SG Issuer	Tencent R Bull CBBC Oct 2017 G	0.2500	286.30 per 100 units	287.80 per 100 units	2017/10/25	100,000,000	2017/07/05
63910	UBS AG	HSI R Bull CBBC Sep 2018 Q	0.2500	25,639 per 12,000 units	25,839 per 12,000 units	2018/09/27	250,000,000	2017/07/05
63916	UBS AG	HSI R Bear CBBC Oct 2017 F	0.2500	26,100 per 12,000 units	25,900 per 12,000 units	2017/10/30	250,000,000	2017/07/05
63919	UBS AG	HSI R Bear CBBC Oct 2017 G	0.2500	25,800 per 10,000 units	25,700 per 10,000 units	2017/10/30	200,000,000	2017/07/05
64182	BNP Paribas Issuance B.V.	CSOP A50 ETF R Bull CBBC Jan 18B	0.2500	12.3000	12.5000	2018/01/30	60,000,000	2017/07/06
64157	BNP Paribas Issuance B.V.	HKEX R Bull CBBC Aug 2018 C	0.2500	198 per 100 units	200 per 100 units	2018/08/30	50,000,000	2017/07/06
64189	BNP Paribas Issuance B.V.	HSBC R Bull CBBC Aug 2018 A	0.2500	69 per 100 units	70 per 100 units	2018/08/30	150,000,000	2017/07/06
64170	BNP Paribas Issuance B.V.	Tencent R Bear CBBC Apr 2018 N	0.2500	307 per 100 units	305 per 100 units	2018/04/27	50,000,000	2017/07/06
64181	BNP Paribas Issuance B.V.	Tencent R Bear CBBC Apr 2018 O	0.3500	317 per 100 units	315 per 100 units	2018/04/27	50,000,000	2017/07/06
64346	Credit Suisse AG	Geely Auto R Bull CBBC Feb 2018 D	0.2500	15.9800	16.3800	2018/02/23	50,000,000	2017/07/06
64351	Credit Suisse AG	Geely Auto R Bear CBBC Feb 2018 D	0.3600	20.5800	20.1800	2018/02/02	50,000,000	2017/07/06
64341	Credit Suisse AG	HSBC R Bull CBBC Jan 2018 G	0.2500	69.58 per 100 units	71.08 per 100 units	2018/01/26	50,000,000	2017/07/06
64344	Credit Suisse AG	HSBC R Bear CBBC Jan 2018 A	0.2500	81.68 per 100 units	80.18 per 100 units	2018/01/12	50,000,000	2017/07/06
64352	Credit Suisse AG	HSI R Bull CBBC Mar 2018 W	0.2500	25,765 per 12,000 units	25,965 per 12,000 units	2018/03/28	200,000,000	2017/07/06
64340	Credit Suisse AG	HSI R Bull CBBC Aug 2018 L	0.2500	25,600 per 10,000 units	25,800 per 10,000 units	2018/08/30	200,000,000	2017/07/06
64336	Credit Suisse AG	HSI R Bear CBBC Oct 2017 Q	0.2500	26,100 per 10,000 units	25,900 per 10,000 units	2017/10/30	200,000,000	2017/07/06
64393	Goldman Sachs Structured Products (Asia) Ltd.	HSI R Bull CBBC Sep 2018 E	0.2500	25,865 per 10,000 units	25,965 per 10,000 units	2018/09/27	200,000,000	2017/07/06
64395	Goldman Sachs Structured Products (Asia) Ltd.	HSI R Bull CBBC Sep 2018 F	0.2500	25,600 per 10,000 units	25,700 per 10,000 units	2018/09/27	200,000,000	2017/07/06
64148	Goldman Sachs Structured Products (Asia) Ltd.	HSI R Bear CBBC Oct 2017 Q	0.2500	25,900 per 10,000 units	25,800 per 10,000 units	2017/10/30	200,000,000	2017/07/06
64396	Goldman Sachs Structured Products (Asia) Ltd.	HSI R Bear CBBC Oct 2017 R	0.2500	26,100 per 10,000 units	26,000 per 10,000 units	2017/10/30	200,000,000	2017/07/06
64193	Hongkong and Shanghai Banking Corporation Ltd., The	Geely Auto R Bull CBBC Jun 2018 A	0.2500	16.3800	16.6800	2018/06/29	40,000,000	2017/07/06
64194	Hongkong and Shanghai Banking Corporation Ltd., The	Geely Auto R Bear CBBC Nov 2018 A	0.3500	20.2300	19.8800	2018/11/26	30,000,000	2017/07/06
64227	Hongkong and Shanghai Banking Corporation Ltd., The	HKEX R Bull CBBC Mar 2018 F	0.2500	197.88 per 100 units	199.88 per 100 units	2018/03/28	50,000,000	2017/07/06
64228	Hongkong and Shanghai Banking Corporation Ltd., The	HKEX R Bull CBBC Mar 2018 G	0.2500	200.88 per 100 units	202.88 per 100 units	2018/03/28	50,000,000	2017/07/06
64202	Hongkong and Shanghai Banking Corporation Ltd., The	HSI R Bull CBBC Mar 2018 D	0.2500	25,548 per 15,000 units	25,698 per 15,000 units	2018/03/28	100,000,000	2017/07/06
64195	Hongkong and Shanghai Banking Corporation Ltd., The	Tencent R Bear CBBC Dec 2018 A	0.5000	328.38 per 100 units	325.88 per 100 units	2018/12/17	40,000,000	2017/07/06
64329	J.P. Morgan Structured Products B.V.	Geely Auto R Bull CBBC Feb 2018 E	0.2500	15.8800	16.2800	2018/02/15	40,000,000	2017/07/06
64335	J.P. Morgan Structured Products B.V.	Geely Auto R Bear CBBC Apr 2018 C	0.3200	20.3800	19.8800	2018/04/20	35,000,000	2017/07/06
64327	J.P. Morgan Structured Products B.V.	HKEX R Bull CBBC Dec 2017 N	0.2500	198.88 per 100 units	200.88 per 100 units	2017/12/15	40,000,000	2017/07/06
64287	J.P. Morgan Structured Products B.V.	HSBC R Bull CBBC Jun 2018 B	0.2500	69.38 per 100 units	70.88 per 100 units	2018/06/15	100,000,000	2017/07/06
64297	J.P. Morgan Structured Products B.V.	HSBC R Bear CBBC Jan 2018 B	0.2500	82.58 per 100 units	81.08 per 100 units	2018/01/19	100,000,000	2017/07/06
64272	J.P. Morgan Structured Products B.V.	HSI R Bull CBBC Aug 2018 P	0.2500	25,865 per 10,000 units	25,965 per 10,000 units	2018/08/30	200,000,000	2017/07/06
64270	J.P. Morgan Structured Products B.V.	HSI R Bull CBBC Sep 2018 L	0.2500	25,500 per 10,000 units	25,700 per 10,000 units	2018/09/27	200,000,000	2017/07/06
64229	J.P. Morgan Structured Products B.V.	HSI R Bear CBBC Oct 2017 J	0.2500	25,900 per 10,000 units	25,700 per 10,000 units	2017/10/30	200,000,000	2017/07/06
64236	J.P. Morgan Structured Products B.V.	HSI R Bear CBBC Oct 2017 K	0.2500	26,048 per 10,000 units	25,948 per 10,000 units	2017/10/30	200,000,000	2017/07/06
64239	J.P. Morgan Structured Products B.V.	HSI R Bear CBBC Jan 2018 L	0.2500	27,448 per 10,000 units	27,348 per 10,000 units	2018/01/30	200,000,000	2017/07/06
64245	J.P. Morgan Structured Products B.V.	HSI R Bear CBBC Feb 2018 A	0.3000	28,700 per 10,000 units	28,500 per 10,000 units	2018/02/27	200,000,000	2017/07/06
64261	J.P. Morgan Structured Products B.V.	HSI R Bear CBBC Feb 2018 B	0.2500	28,348 per 10,000 units	28,248 per 10,000 units	2018/02/27	200,000,000	2017/07/06

Newly listed callable bull/bear contracts (continued)

Code	Issuer	Name of issue	Issue prices (HK\$)	Strike price (HKD)/Strike level per 10 units	Call price (HKD)/Call level per 10 units	Expiry date	No. of issue (units)	Listing date
64205	SGA Societe Generale Acceptance N.V./SG Issuer	Geely Auto R Bull CBBC Feb 2018 C	0.2500	16.2800	16.4800	2018/02/09	40,000,000	2017/07/06
64458	SGA Societe Generale Acceptance N.V./SG Issuer	Geely Auto R Bear CBBC Apr 2018 A	0.4700	21.8500	21.5500	2018/04/20	40,000,000	2017/07/06
64208	SGA Societe Generale Acceptance N.V./SG Issuer	HKEX R Bull CBBC Jan 2018 F	0.2500	199.12 per 100 units	201.10 per 100 units	2018/01/17	100,000,000	2017/07/06
64223	SGA Societe Generale Acceptance N.V./SG Issuer	HSBC R Bull CBBC Mar 2018 F	0.2500	70.05 per 100 units	71.05 per 100 units	2018/03/26	100,000,000	2017/07/06
64224	SGA Societe Generale Acceptance N.V./SG Issuer	HSBC R Bull CBBC Apr 2018 A	0.2500	68.05 per 100 units	69.05 per 100 units	2018/04/13	100,000,000	2017/07/06
64465	SGA Societe Generale Acceptance N.V./SG Issuer	HSBC R Bull CBBC Apr 2018 B	0.2500	71.75 per 100 units	72.75 per 100 units	2018/04/10	100,000,000	2017/07/06
64219	SGA Societe Generale Acceptance N.V./SG Issuer	HSBC R Bear CBBC Jan 2018 A	0.2500	80.30 per 100 units	78.80 per 100 units	2018/01/12	100,000,000	2017/07/06
64222	SGA Societe Generale Acceptance N.V./SG Issuer	HSBC R Bear CBBC Jan 2018 B	0.2500	83.30 per 100 units	81.80 per 100 units	2018/01/19	100,000,000	2017/07/06
64464	SGA Societe Generale Acceptance N.V./SG Issuer	HSBC R Bear CBBC Jan 2018 C	0.2500	86.30 per 100 units	84.80 per 100 units	2018/01/26	100,000,000	2017/07/06
64470	SGA Societe Generale Acceptance N.V./SG Issuer	HSI R Bull CBBC Oct 2018 N	0.2500	25,858 per 12,000 units	25,958 per 12,000 units	2018/10/30	200,000,000	2017/07/06
64476	SGA Societe Generale Acceptance N.V./SG Issuer	HSI R Bull CBBC Nov 2018 S	0.2500	25,608 per 10,000 units	25,708 per 10,000 units	2018/11/29	200,000,000	2017/07/06
64480	SGA Societe Generale Acceptance N.V./SG Issuer	HSI R Bull CBBC Nov 2018 T	0.2500	25,708 per 10,000 units	25,908 per 10,000 units	2018/11/29	200,000,000	2017/07/06
64466	SGA Societe Generale Acceptance N.V./SG Issuer	HSI R Bear CBBC Oct 2017 X	0.2500	26,138 per 12,000 units	26,038 per 12,000 units	2017/10/30	200,000,000	2017/07/06
64467	SGA Societe Generale Acceptance N.V./SG Issuer	HSI R Bear CBBC Nov 2017 G	0.2500	26,700 per 20,000 units	26,600 per 20,000 units	2017/11/29	200,000,000	2017/07/06
64468	SGA Societe Generale Acceptance N.V./SG Issuer	HSI R Bear CBBC Dec 2017 C	0.2500	27,100 per 20,000 units	27,000 per 20,000 units	2017/12/28	200,000,000	2017/07/06
64372	UBS AG	HSBC R Bull CBBC Jun 2018 B	0.2500	68.78 per 100 units	69.98 per 100 units	2018/06/11	50,000,000	2017/07/06
64361	UBS AG	HSBC R Bull CBBC Jul 2018 B	0.2500	67.18 per 100 units	68.38 per 100 units	2018/07/09	50,000,000	2017/07/06
64389	UBS AG	HSI R Bull CBBC Sep 2018 R	0.2500	25,865 per 10,000 units	25,965 per 10,000 units	2018/09/27	200,000,000	2017/07/06
64360	UBS AG	HSI R Bear CBBC Oct 2017 H	0.2500	25,950 per 12,000 units	25,750 per 12,000 units	2017/10/30	250,000,000	2017/07/06
64380	UBS AG	HSI R Bear CBBC Oct 2017 I	0.2500	26,050 per 10,000 units	25,950 per 10,000 units	2017/10/30	200,000,000	2017/07/06
64379	UBS AG	Sands China R Bull CBBC Apr 2018 A	0.2500	32.88 per 100 units	33.68 per 100 units	2018/04/16	40,000,000	2017/07/06
64390	UBS AG	Tencent R Bull CBBC Feb 2018 C	0.2500	264 per 100 units	266 per 100 units	2018/02/05	40,000,000	2017/07/06
64392	UBS AG	Tencent R Bull CBBC Feb 2018 D	0.2500	259.50 per 100 units	262 per 100 units	2018/02/26	50,000,000	2017/07/06
64481	BNP Paribas Issuance B.V.	Tencent R Bull CBBC Aug 2018 Q	0.2500	278 per 100 units	280 per 100 units	2018/08/30	50,000,000	2017/07/07
64688	Credit Suisse AG	HSI R Bull CBBC Mar 2018 X	0.2500	25,550 per 12,000 units	25,750 per 12,000 units	2018/03/28	200,000,000	2017/07/07
64690	Credit Suisse AG	HSI R Bull CBBC Sep 2018 D	0.2500	25,728 per 10,000 units	25,928 per 10,000 units	2018/09/27	200,000,000	2017/07/07
64694	Credit Suisse AG	HSI R Bear CBBC Oct 2017 R	0.2500	26,000 per 10,000 units	25,800 per 10,000 units	2017/10/30	200,000,000	2017/07/07
64704	Credit Suisse AG	HSI R Bear CBBC Nov 2017 P	0.2500	26,150 per 12,000 units	25,950 per 12,000 units	2017/11/29	200,000,000	2017/07/07
64687	The Bank of East Asia, Ltd.	HKEX R Bull CBBC Jun 2018 A	0.2500	198.08 per 100 units	200.08 per 100 units	2018/06/15	40,000,000	2017/07/07
64683	The Bank of East Asia, Ltd.	Tencent R Bull CBBC Jun 2018 D	0.2500	274.88 per 100 units	277.08 per 100 units	2018/06/15	40,000,000	2017/07/07
64684	The Bank of East Asia, Ltd.	Tencent R Bull CBBC Jun 2018 E	0.2500	276.88 per 100 units	279.08 per 100 units	2018/06/15	40,000,000	2017/07/07
64686	The Bank of East Asia, Ltd.	Tencent R Bear CBBC Jun 2018 B	0.2500	288.08 per 100 units	285.28 per 100 units	2018/06/15	40,000,000	2017/07/07
64483	Goldman Sachs Structured Products (Asia) Ltd.	HSI R Bull CBBC Oct 2018 A	0.2500	25,600 per 12,000 units	25,750 per 12,000 units	2018/10/30	200,000,000	2017/07/07
64527	Hongkong and Shanghai Banking Corporation Ltd., The	HKEX R Bear CBBC Mar 2018 E	0.2500	206.88 per 100 units	204.88 per 100 units	2018/03/29	40,000,000	2017/07/07
64544	Hongkong and Shanghai Banking Corporation Ltd., The	HSI R Bear CBBC Mar 2018 I	0.2500	26,038 per 15,000 units	25,888 per 15,000 units	2018/03/28	100,000,000	2017/07/07
64534	Hongkong and Shanghai Banking Corporation Ltd., The	Tencent R Bull CBBC Feb 2018 C	0.2500	276.88 per 100 units	278.88 per 100 units	2018/02/05	50,000,000	2017/07/07
64535	Hongkong and Shanghai Banking Corporation Ltd., The	Tencent R Bear CBBC Apr 2018 D	0.2500	284.88 per 100 units	282.88 per 100 units	2018/04/18	50,000,000	2017/07/07
64568	Haitong International Securities Co. Ltd.	HKEX R Bull CBBC Jul 2018 A	0.2500	190.80 per 100 units	192.80 per 100 units	2018/07/19	60,000,000	2017/07/07
64572	Haitong International Securities Co. Ltd.	HSBC R Bull CBBC Jun 2018 B	0.2500	67.50 per 100 units	68.88 per 100 units	2018/06/22	100,000,000	2017/07/07
64605	Haitong International Securities Co. Ltd.	HSBC R Bull CBBC Jul 2018 A	0.2500	68.50 per 100 units	69.88 per 100 units	2018/07/16	100,000,000	2017/07/07
64553	Haitong International Securities Co. Ltd.	Tencent R Bull CBBC Jul 2018 A	0.2500	271.50 per 100 units	273.80 per 100 units	2018/07/17	60,000,000	2017/07/07
64566	Haitong International Securities Co. Ltd.	Tencent R Bear CBBC Jul 2018 A	0.2500	303 per 100 units	300 per 100 units	2018/07/18	60,000,000	2017/07/07
64728	J.P. Morgan Structured Products B.V.	HSBC R Bull CBBC Aug 2018 A	0.2500	67.38 per 100 units	68.88 per 100 units	2018/08/17	100,000,000	2017/07/07

Newly listed callable bull/bear contracts (continued)

Code	Issuer	Name of issue	Issue prices (HK\$)	Strike price (HKD)/Strike level per 10 units	Call price (HKD)/Call level per 10 units	Expiry date	No. of issue (units)	Listing date
64715	J.P. Morgan Structured Products B.V.	HSI R Bull CBBC Oct 2018 B	0.2500	25,700 per 10,000 units	25,900 per 10,000 units	2018/10/30	200,000,000	2017/07/07
64723	J.P. Morgan Structured Products B.V.	HSI R Bull CBBC Oct 2018 C	0.2500	25,558 per 10,000 units	25,658 per 10,000 units	2018/10/30	200,000,000	2017/07/07
64737	J.P. Morgan Structured Products B.V.	Tencent R Bear CBBC Jan 2018 B	0.2500	284.88 per 100 units	282.08 per 100 units	2018/01/19	40,000,000	2017/07/07
64682	Macquarie Bank Ltd.	HSBC R Bull CBBC Jul 2018 B	0.2500	66.50 per 100 units	68 per 100 units	2018/07/30	40,000,000	2017/07/07
64675	Macquarie Bank Ltd.	HSBC R Bear CBBC Jul 2018 B	0.2500	77.38 per 100 units	75.88 per 100 units	2018/07/30	40,000,000	2017/07/07
64679	Macquarie Bank Ltd.	HSBC R Bear CBBC Jul 2018 C	0.2500	80.38 per 100 units	78.88 per 100 units	2018/07/30	40,000,000	2017/07/07
64606	SGA Societe Generale Acceptance N.V./SG Issuer	Galaxy R Bull CBBC Feb 2018 B	0.2500	43.40 per 100 units	43.80 per 100 units	2018/02/14	100,000,000	2017/07/07
64755	SGA Societe Generale Acceptance N.V./SG Issuer	HSI R Bear CBBC Oct 2017 Y	0.2500	25,888 per 10,000 units	25,788 per 10,000 units	2017/10/30	200,000,000	2017/07/07
64770	SGA Societe Generale Acceptance N.V./SG Issuer	HSI R Bear CBBC Nov 2017 H	0.2500	25,938 per 12,000 units	25,838 per 12,000 units	2017/11/29	200,000,000	2017/07/07
64492	SGA Societe Generale Acceptance N.V./SG Issuer	Tencent R Bull CBBC Nov 2017 H	0.2500	277.70 per 100 units	279.20 per 100 units	2017/11/17	100,000,000	2017/07/07
64654	UBS AG	HSBC R Bull CBBC Jun 2018 C	0.2500	70.28 per 100 units	71.48 per 100 units	2018/06/04	50,000,000	2017/07/07
64667	UBS AG	HSBC R Bear CBBC Jan 2018 A	0.2500	81.50 per 100 units	80 per 100 units	2018/01/22	50,000,000	2017/07/07
64610	UBS AG	HSI R Bull CBBC Aug 2018 N	0.2500	25,650 per 10,000 units	25,750 per 10,000 units	2018/08/30	200,000,000	2017/07/07
64634	UBS AG	HSI R Bear CBBC Oct 2017 J	0.2500	26,000 per 12,000 units	25,800 per 12,000 units	2017/10/30	250,000,000	2017/07/07
64630	UBS AG	Tencent R Bull CBBC Oct 2017 E	0.2500	275.98 per 100 units	277.98 per 100 units	2017/10/23	40,000,000	2017/07/07
64613	UBS AG	Tencent R Bull CBBC Nov 2017 M	0.2500	281.98 per 100 units	283.98 per 100 units	2017/11/06	40,000,000	2017/07/07
64672	UBS AG	Tencent R Bear CBBC Feb 2018 B	0.2500	287.80 per 100 units	285 per 100 units	2018/02/05	50,000,000	2017/07/07
64865	Credit Suisse AG	Geely Auto R Bear CBBC Jan 2018 B	0.2500	19.6300	19.1800	2018/01/26	40,000,000	2017/07/10
64861	Credit Suisse AG	Galaxy Ent R Bull CBBC Mar 2018 D	0.2500	41.68 per 100 units	42.48 per 100 units	2018/03/09	100,000,000	2017/07/10
64860	Credit Suisse AG	HSI R Bull CBBC Sep 2018 E	0.2500	25,678 per 10,000 units	25,778 per 10,000 units	2018/09/27	150,000,000	2017/07/10
64845	Credit Suisse AG	HSI R Bear CBBC Oct 2017 S	0.2500	25,928 per 10,000 units	25,828 per 10,000 units	2017/10/30	150,000,000	2017/07/10
64871	Credit Suisse AG	Tencent R Bear CBBC Feb 2018 B	0.2500	288.78 per 100 units	286.28 per 100 units	2018/02/08	50,000,000	2017/07/10
64828	Goldman Sachs Structured Products (Asia) Ltd.	HSI R Bear CBBC Oct 2017 S	0.2500	26,000 per 12,000 units	25,850 per 12,000 units	2017/10/30	200,000,000	2017/07/10
64771	Hongkong and Shanghai Banking Corporation Ltd., The	China Shenhua R Bull CBBC Jul 2018 B	0.2500	16.0800	16.5800	2018/07/30	40,000,000	2017/07/10
64776	Hongkong and Shanghai Banking Corporation Ltd., The	Geely Auto R Bull CBBC Apr 2018 D	0.2500	17.1800	17.4800	2018/04/23	40,000,000	2017/07/10
64784	Hongkong and Shanghai Banking Corporation Ltd., The	Geely Auto R Bear CBBC Sep 2018 B	0.4000	21.1800	20.8800	2018/09/17	40,000,000	2017/07/10
64792	Hongkong and Shanghai Banking Corporation Ltd., The	Galaxy Ent R Bear CBBC Jan 2018 F	0.2500	47.68 per 100 units	46.88 per 100 units	2018/01/29	40,000,000	2017/07/10
64816	J.P. Morgan Structured Products B.V.	HSI R Bear CBBC Oct 2017 L	0.2500	26,000 per 10,000 units	25,800 per 10,000 units	2017/10/30	200,000,000	2017/07/10
64824	J.P. Morgan Structured Products B.V.	Tencent R Bull CBBC Dec 2017 T	0.2500	275.88 per 100 units	277.88 per 100 units	2017/12/15	40,000,000	2017/07/10
64797	SGA Societe Generale Acceptance N.V./SG Issuer	Geely Auto R Bull CBBC Nov 2017 E	0.2500	17.0800	17.2800	2017/11/17	40,000,000	2017/07/10
64801	SGA Societe Generale Acceptance N.V./SG Issuer	Geely Auto R Bear CBBC Mar 2018 A	0.5100	22.8500	22.5500	2018/03/28	40,000,000	2017/07/10
64881	SGA Societe Generale Acceptance N.V./SG Issuer	HSI R Bull CBBC Nov 2018 U	0.2500	25,658 per 12,000 units	25,758 per 12,000 units	2018/11/29	200,000,000	2017/07/10
64880	SGA Societe Generale Acceptance N.V./SG Issuer	HSI R Bear CBBC Dec 2017 D	0.2500	25,988 per 10,000 units	25,888 per 10,000 units	2017/12/28	200,000,000	2017/07/10
64806	SGA Societe Generale Acceptance N.V./SG Issuer	Tencent R Bear CBBC Apr 2018 A	0.2500	287.80 per 100 units	285.80 per 100 units	2018/04/10	100,000,000	2017/07/10
64812	UBS AG	CC Bank R Bull CBBC Dec 2017 B	0.2500	5.7000	5.8000	2017/12/04	60,000,000	2017/07/10
64811	UBS AG	HSI R Bull CBBC Sep 2018 S	0.2500	25,500 per 12,000 units	25,700 per 12,000 units	2018/09/27	250,000,000	2017/07/10
64814	UBS AG	Ping An R Bull CBBC Mar 2018 A	0.2500	50.38 per 100 units	50.98 per 100 units	2018/03/19	80,000,000	2017/07/10
64909	BNP Paribas Issuance B.V.	CSOP A50 ETF R Bull CBBC Jan 18C	0.2500	11.3000	11.5000	2018/01/29	100,000,000	2017/07/11
64905	BNP Paribas Issuance B.V.	HKEX R Bull CBBC Aug 2018 D	0.2500	184 per 100 units	186 per 100 units	2018/08/30	60,000,000	2017/07/11
64921	BNP Paribas Issuance B.V.	HSI R Bull CBBC Aug 2018 E	0.2500	25,200 per 10,000 units	25,400 per 10,000 units	2018/08/30	250,000,000	2017/07/11
64916	BNP Paribas Issuance B.V.	HSI R Bull CBBC Aug 2018 S	0.2500	25,100 per 10,000 units	25,300 per 10,000 units	2018/08/30	250,000,000	2017/07/11
64888	BNP Paribas Issuance B.V.	Ping An R Bull CBBC Aug 2018 B	0.2500	46.40 per 100 units	47 per 100 units	2018/08/30	200,000,000	2017/07/11
64911	BNP Paribas Issuance B.V.	Tencent R Bull CBBC Aug 2018 R	0.2500	268 per 100 units	270 per 100 units	2018/08/30	50,000,000	2017/07/11

Newly listed callable bull/bear contracts (continued)

Code	Issuer	Name of issue	Issue prices (HK\$)	Strike price (HKD)/Strike level per 10 units	Call price (HKD)/Call level per 10 units	Expiry date	No. of issue (units)	Listing date
64883	BNP Paribas Issuance B.V.	Tencent R Bear CBBC Apr 2018 P	0.2500	287 per 100 units	285 per 100 units	2018/04/27	50,000,000	2017/07/11
65285	Credit Suisse AG	Galaxy Ent R Bear CBBC Feb 2018 B	0.2500	47.58 per 100 units	46.78 per 100 units	2018/02/09	50,000,000	2017/07/11
65274	Credit Suisse AG	HSI R Bull CBBC Mar 2018 Y	0.2500	25,450 per 12,000 units	25,650 per 12,000 units	2018/03/28	200,000,000	2017/07/11
65275	Credit Suisse AG	HSI R Bull CBBC Sep 2018 F	0.2500	25,300 per 10,000 units	25,500 per 10,000 units	2018/09/27	200,000,000	2017/07/11
65302	Credit Suisse AG	HSI R Bull CBBC Sep 2018 G	0.2500	25,100 per 10,000 units	25,300 per 10,000 units	2018/09/27	200,000,000	2017/07/11
65303	Credit Suisse AG	HSI R Bear CBBC Oct 2017 T	0.2500	25,590 per 10,000 units	25,390 per 10,000 units	2017/10/30	200,000,000	2017/07/11
65322	Credit Suisse AG	HSI R Bear CBBC Oct 2017 U	0.2500	25,900 per 10,000 units	25,700 per 10,000 units	2017/10/30	200,000,000	2017/07/11
65307	Credit Suisse AG	HSI R Bear CBBC Nov 2017 Q	0.2500	25,750 per 12,000 units	25,550 per 12,000 units	2017/11/29	200,000,000	2017/07/11
65287	Credit Suisse AG	Sands China R Bear CBBC Mar 2018 A	0.2500	37.88 per 100 units	37.08 per 100 units	2018/03/23	50,000,000	2017/07/11
65296	Credit Suisse AG	Tencent R Bull CBBC Mar 2018 K	0.2500	265.48 per 100 units	267.98 per 100 units	2018/03/09	50,000,000	2017/07/11
65325	Credit Suisse AG	Tencent R Bear CBBC Jan 2018 E	0.2500	283.58 per 100 units	280.78 per 100 units	2018/01/26	50,000,000	2017/07/11
65326	Credit Suisse AG	Tencent R Bear CBBC Feb 2018 C	0.2500	272.88 per 100 units	270.08 per 100 units	2018/02/02	50,000,000	2017/07/11
65030	Goldman Sachs Structured Products (Asia) Ltd.	HSI R Bull CBBC Oct 2018 B	0.2500	25,397 per 10,000 units	25,497 per 10,000 units	2018/10/30	200,000,000	2017/07/11
65239	Goldman Sachs Structured Products (Asia) Ltd.	HSI R Bull CBBC Oct 2018 C	0.2500	25,200 per 10,000 units	25,300 per 10,000 units	2018/10/30	200,000,000	2017/07/11
65242	Goldman Sachs Structured Products (Asia) Ltd.	HSI R Bear CBBC Oct 2017 T	0.2500	25,750 per 12,000 units	25,600 per 12,000 units	2017/10/30	200,000,000	2017/07/11
65244	Goldman Sachs Structured Products (Asia) Ltd.	HSI R Bear CBBC Oct 2017 U	0.2500	25,490 per 10,000 units	25,390 per 10,000 units	2017/10/30	200,000,000	2017/07/11
64997	Hongkong and Shanghai Banking Corporation Ltd., The	HSI R Bull CBBC Apr 2018 G	0.2500	25,148 per 15,000 units	25,298 per 15,000 units	2018/04/27	100,000,000	2017/07/11
64999	Hongkong and Shanghai Banking Corporation Ltd., The	HSI R Bull CBBC Apr 2018 H	0.2500	25,248 per 15,000 units	25,398 per 15,000 units	2018/04/27	100,000,000	2017/07/11
64923	Hongkong and Shanghai Banking Corporation Ltd., The	HSI R Bear CBBC Mar 2018 J	0.2500	25,738 per 15,000 units	25,588 per 15,000 units	2018/03/28	100,000,000	2017/07/11
64928	Hongkong and Shanghai Banking Corporation Ltd., The	HSI R Bear CBBC Mar 2018 K	0.2500	25,838 per 15,000 units	25,688 per 15,000 units	2018/03/28	100,000,000	2017/07/11
64969	Hongkong and Shanghai Banking Corporation Ltd., The	ICBC R Bear CBBC Jan 2018 B	0.2500	5.4800	5.3800	2018/01/29	40,000,000	2017/07/11
64973	Hongkong and Shanghai Banking Corporation Ltd., The	Tencent R Bull CBBC Apr 2018 T	0.2500	267.88 per 100 units	269.88 per 100 units	2018/04/16	50,000,000	2017/07/11
64976	Hongkong and Shanghai Banking Corporation Ltd., The	Tencent R Bull CBBC Apr 2018 U	0.2500	269.88 per 100 units	271.88 per 100 units	2018/04/09	50,000,000	2017/07/11
64970	Hongkong and Shanghai Banking Corporation Ltd., The	Tencent R Bull CBBC Jul 2018 X	0.2500	265.88 per 100 units	267.88 per 100 units	2018/07/03	50,000,000	2017/07/11
64984	Hongkong and Shanghai Banking Corporation Ltd., The	Tencent R Bear CBBC Mar 2018 D	0.2500	275.38 per 100 units	272.88 per 100 units	2018/03/19	50,000,000	2017/07/11
64988	Hongkong and Shanghai Banking Corporation Ltd., The	Tencent R Bear CBBC Mar 2018 E	0.2500	280.38 per 100 units	277.88 per 100 units	2018/03/26	50,000,000	2017/07/11
65182	J.P. Morgan Structured Products B.V.	HSBC R Bull CBBC Jul 2018 B	0.2500	71.38 per 100 units	72.88 per 100 units	2018/07/20	100,000,000	2017/07/11
65227	J.P. Morgan Structured Products B.V.	HSCEI R Bear CBBC Apr 2018 C	0.2500	10,600 per 10,000 units	10,500 per 10,000 units	2018/04/27	100,000,000	2017/07/11
65127	J.P. Morgan Structured Products B.V.	HSI R Bull CBBC Aug 2018 V	0.2500	25,658 per 10,000 units	25,758 per 10,000 units	2018/08/30	200,000,000	2017/07/11
65145	J.P. Morgan Structured Products B.V.	HSI R Bull CBBC Sep 2018 M	0.2500	25,300 per 10,000 units	25,500 per 10,000 units	2018/09/27	200,000,000	2017/07/11
65192	J.P. Morgan Structured Products B.V.	HSI R Bull CBBC Oct 2018 D	0.2500	25,158 per 10,000 units	25,258 per 10,000 units	2018/10/30	200,000,000	2017/07/11
65193	J.P. Morgan Structured Products B.V.	HSI R Bear CBBC Oct 2017 M	0.2500	25,700 per 10,000 units	25,500 per 10,000 units	2017/10/30	200,000,000	2017/07/11
65194	J.P. Morgan Structured Products B.V.	HSI R Bear CBBC Oct 2017 N	0.2500	25,748 per 10,000 units	25,648 per 10,000 units	2017/10/30	200,000,000	2017/07/11
65210	J.P. Morgan Structured Products B.V.	HSI R Bear CBBC Oct 2017 O	0.2500	25,490 per 10,000 units	25,390 per 10,000 units	2017/10/30	200,000,000	2017/07/11
65155	J.P. Morgan Structured Products B.V.	Tencent R Bull CBBC Nov 2017 B	0.2500	269.88 per 100 units	271.88 per 100 units	2017/11/17	40,000,000	2017/07/11
65179	J.P. Morgan Structured Products B.V.	Tencent R Bull CBBC Dec 2017 U	0.2500	265.88 per 100 units	267.88 per 100 units	2017/12/15	40,000,000	2017/07/11
65196	J.P. Morgan Structured Products B.V.	Tencent R Bear CBBC Jan 2018 C	0.2500	272.88 per 100 units	270.08 per 100 units	2018/01/19	40,000,000	2017/07/11
65204	J.P. Morgan Structured Products B.V.	Tencent R Bear CBBC Feb 2018 F	0.2500	280.88 per 100 units	278.08 per 100 units	2018/02/15	40,000,000	2017/07/11
65245	SGA Societe Generale Acceptance N.V./SG Issuer	China Life R Bull CBBC Apr 2018 A	0.2500	21.2000	21.6000	2018/04/23	40,000,000	2017/07/11
65002	SGA Societe Generale Acceptance N.V./SG Issuer	Galaxy R Bear CBBC Feb 2018 A	0.2500	47.60 per 100 units	46.80 per 100 units	2018/02/14	100,000,000	2017/07/11
65271	SGA Societe Generale Acceptance N.V./SG Issuer	HSI R Bull CBBC Oct 2018 H	0.2500	25,258 per 12,000 units	25,358 per 12,000 units	2018/10/30	200,000,000	2017/07/11
65273	SGA Societe Generale Acceptance N.V./SG Issuer	HSI R Bull CBBC Nov 2018 V	0.2500	25,208 per 10,000 units	25,308 per 10,000 units	2018/11/29	200,000,000	2017/07/11
65246	SGA Societe Generale Acceptance N.V./SG Issuer	HSI R Bear CBBC Oct 2017 A	0.2500	25,538 per 12,000 units	25,438 per 12,000 units	2017/10/30	200,000,000	2017/07/11

Newly listed callable bull/bear contracts (continued)

Code	Issuer	Name of issue	Issue prices (HK\$)	Strike price (HKD)/Strike level per 10 units	Call price (HKD)/Call level per 10 units	Expiry date	No. of issue (units)	Listing date
65248	SGA Societe Generale Acceptance N.V./SG Issuer	HSI R Bear CBBC Oct 2017 P	0.2500	25,738 per 12,000 units	25,638 per 12,000 units	2017/10/30	200,000,000	2017/07/11
65249	SGA Societe Generale Acceptance N.V./SG Issuer	HSI R Bear CBBC Nov 2017 I	0.2500	25,688 per 10,000 units	25,488 per 10,000 units	2017/11/29	200,000,000	2017/07/11
65003	SGA Societe Generale Acceptance N.V./SG Issuer	PetroChina R Bull CBBC Feb 2018 B	0.2500	4.6300	4.7800	2018/02/14	40,000,000	2017/07/11
65009	SGA Societe Generale Acceptance N.V./SG Issuer	PetroChina R Bull CBBC Mar 2018 A	0.2500	4.4300	4.5800	2018/03/16	40,000,000	2017/07/11
65011	SGA Societe Generale Acceptance N.V./SG Issuer	Sands R Bull CBBC May 2018 B	0.2500	29.30 per 100 units	30.10 per 100 units	2018/05/25	100,000,000	2017/07/11
65017	SGA Societe Generale Acceptance N.V./SG Issuer	Tencent R Bull CBBC Jan 2018 K	0.2500	268.70 per 100 units	270.20 per 100 units	2018/01/12	100,000,000	2017/07/11
65023	SGA Societe Generale Acceptance N.V./SG Issuer	Tencent R Bull CBBC Mar 2018 M	0.2500	265.70 per 100 units	267.20 per 100 units	2018/03/09	100,000,000	2017/07/11
65022	SGA Societe Generale Acceptance N.V./SG Issuer	Tencent R Bear CBBC Feb 2018 D	0.2500	277.80 per 100 units	275.80 per 100 units	2018/02/23	100,000,000	2017/07/11
65026	SGA Societe Generale Acceptance N.V./SG Issuer	Tencent R Bear CBBC Mar 2018 A	0.2500	282.80 per 100 units	280.80 per 100 units	2018/03/23	100,000,000	2017/07/11
65083	UBS AG	HSI R Bull CBBC Jul 2018 X	0.2500	25,250 per 10,000 units	25,350 per 10,000 units	2018/07/30	200,000,000	2017/07/11
65033	UBS AG	HSI R Bull CBBC Aug 2018 T	0.2500	25,584 per 12,000 units	25,784 per 12,000 units	2018/08/30	250,000,000	2017/07/11
65038	UBS AG	HSI R Bull CBBC Aug 2018 Y	0.2500	25,550 per 10,000 units	25,650 per 10,000 units	2018/08/30	200,000,000	2017/07/11
65045	UBS AG	HSI R Bull CBBC Sep 2018 T	0.2500	25,300 per 12,000 units	25,500 per 12,000 units	2018/09/27	250,000,000	2017/07/11
65111	UBS AG	HSI R Bear CBBC Oct 2017 L	0.2500	25,490 per 10,000 units	25,390 per 10,000 units	2017/10/30	200,000,000	2017/07/11
65115	UBS AG	HSI R Bear CBBC Oct 2017 M	0.2500	25,650 per 10,000 units	25,550 per 10,000 units	2017/10/30	200,000,000	2017/07/11
65039	UBS AG	Tencent R Bull CBBC Jan 2018 E	0.2500	272.50 per 100 units	275 per 100 units	2018/01/22	50,000,000	2017/07/11
65080	UBS AG	Tencent R Bull CBBC Feb 2018 E	0.2500	270 per 100 units	272 per 100 units	2018/02/05	40,000,000	2017/07/11
65357	BNP Paribas Issuance B.V.	HSI R Bull CBBC Sep 2018 C	0.2500	25,000 per 10,000 units	25,200 per 10,000 units	2018/09/27	250,000,000	2017/07/12
65356	BNP Paribas Issuance B.V.	Tencent R Bull CBBC Aug 2018 S	0.2500	263 per 100 units	265 per 100 units	2018/08/30	50,000,000	2017/07/12
65389	BNP Paribas Issuance B.V.	Tencent R Bull CBBC Aug 2018 T	0.2500	268 per 100 units	270 per 100 units	2018/08/30	50,000,000	2017/07/12
65333	BNP Paribas Issuance B.V.	Tencent R Bear CBBC Apr 2018 Q	0.2500	282 per 100 units	280 per 100 units	2018/04/27	50,000,000	2017/07/12
65339	BNP Paribas Issuance B.V.	Tencent R Bear CBBC Apr 2018 R	0.2500	277 per 100 units	275 per 100 units	2018/04/27	50,000,000	2017/07/12
65346	BNP Paribas Issuance B.V.	Tencent R Bear CBBC Apr 2018 S	0.2500	272 per 100 units	270 per 100 units	2018/04/27	50,000,000	2017/07/12
65442	Credit Suisse AG	HSBC R Bull CBBC Jan 2018 H	0.2500	71.58 per 100 units	73.08 per 100 units	2018/01/18	50,000,000	2017/07/12
65440	Credit Suisse AG	HSI R Bull CBBC Mar 2018 Z	0.2500	25,150 per 12,000 units	25,350 per 12,000 units	2018/03/28	200,000,000	2017/07/12
65454	Credit Suisse AG	HSI R Bull CBBC Apr 2018 E	0.2500	25,378 per 10,000 units	25,478 per 10,000 units	2018/04/27	200,000,000	2017/07/12
65455	Credit Suisse AG	HSI R Bull CBBC Aug 2018 E	0.2500	24,648 per 20,000 units	24,998 per 20,000 units	2018/08/30	1,000,000,000	2017/07/12
65437	Credit Suisse AG	HSI R Bull CBBC Sep 2018 H	0.2500	25,000 per 10,000 units	25,200 per 10,000 units	2018/09/27	200,000,000	2017/07/12
65422	Credit Suisse AG	HSI R Bear CBBC Oct 2017 V	0.2500	25,800 per 10,000 units	25,600 per 10,000 units	2017/10/30	200,000,000	2017/07/12
65421	Credit Suisse AG	HSI R Bear CBBC Nov 2017 R	0.2500	25,650 per 12,000 units	25,450 per 12,000 units	2017/11/29	200,000,000	2017/07/12
65458	Credit Suisse AG	Ping An R Bull CBBC Feb 2018 E	0.2500	51.38 per 100 units	51.98 per 100 units	2018/02/28	50,000,000	2017/07/12
65441	Credit Suisse AG	Tencent R Bull CBBC Feb 2018 L	0.2500	261.48 per 100 units	263.98 per 100 units	2018/02/28	50,000,000	2017/07/12
65487	The Bank of East Asia, Ltd.	China Mobile R Bull CBBC May 2018 B	0.2500	79.18 per 100 units	80.68 per 100 units	2018/05/28	60,000,000	2017/07/12
65506	The Bank of East Asia, Ltd.	HSBC Holdings R Bull CBBC Jan 2018 E	0.2500	71.88 per 100 units	73.08 per 100 units	2018/01/29	60,000,000	2017/07/12
65479	The Bank of East Asia, Ltd.	Tencent R Bull CBBC Jun 2018 F	0.2500	269.08 per 100 units	271.28 per 100 units	2018/06/28	40,000,000	2017/07/12
65480	The Bank of East Asia, Ltd.	Tencent R Bull CBBC Jun 2018 G	0.2500	264.88 per 100 units	267.08 per 100 units	2018/06/28	40,000,000	2017/07/12
65485	The Bank of East Asia, Ltd.	Tencent R Bull CBBC Jun 2018 H	0.2500	260.88 per 100 units	263.08 per 100 units	2018/06/28	40,000,000	2017/07/12
65486	The Bank of East Asia, Ltd.	Tencent R Bear CBBC Jun 2018 C	0.2500	283.08 per 100 units	280.28 per 100 units	2018/06/28	40,000,000	2017/07/12
65567	Goldman Sachs Structured Products (Asia) Ltd.	HSI R Bull CBBC Sep 2018 G	0.2500	25,100 per 10,000 units	25,200 per 10,000 units	2018/09/27	200,000,000	2017/07/12
65568	Goldman Sachs Structured Products (Asia) Ltd.	HSI R Bull CBBC Oct 2018 D	0.2500	25,250 per 12,000 units	25,400 per 12,000 units	2018/10/30	200,000,000	2017/07/12
65572	Goldman Sachs Structured Products (Asia) Ltd.	HSI R Bull CBBC Oct 2018 E	0.2500	25,421 per 10,000 units	25,521 per 10,000 units	2018/10/30	200,000,000	2017/07/12
65361	Goldman Sachs Structured Products (Asia) Ltd.	HSI R Bear CBBC Oct 2017 V	0.2500	25,550 per 10,000 units	25,450 per 10,000 units	2017/10/30	200,000,000	2017/07/12
65379	Hongkong and Shanghai Banking Corporation Ltd., The	China Mobile R Bull CBBC Oct 2018 A	0.2500	73.18 per 100 units	74.38 per 100 units	2018/10/08	50,000,000	2017/07/12

Newly listed callable bull/bear contracts (continued)

Code	Issuer	Name of issue	Issue prices (HK\$)	Strike price (HKD)/Strike level per 10 units	Call price (HKD)/Call level per 10 units	Expiry date	No. of issue (units)	Listing date
65386	Hongkong and Shanghai Banking Corporation Ltd., The	CC Bank R Bear CBBC Mar 2018 B	0.2500	6.4800	6.3800	2018/03/26	40,000,000	2017/07/12
65474	Hongkong and Shanghai Banking Corporation Ltd., The	CSOP A50 ETF R Bull CBBC Mar 2018 B	0.2500	12.6600	12.7600	2018/03/26	50,000,000	2017/07/12
65384	Hongkong and Shanghai Banking Corporation Ltd., The	HKEX R Bull CBBC Jul 2018 H	0.2500	196.88 per 100 units	198.88 per 100 units	2018/07/03	50,000,000	2017/07/12
65370	Hongkong and Shanghai Banking Corporation Ltd., The	HSCEI R Bull CBBC Apr 2018 B	0.2500	10,138 per 10,000 units	10,238 per 10,000 units	2018/04/27	60,000,000	2017/07/12
65369	Hongkong and Shanghai Banking Corporation Ltd., The	HSI R Bear CBBC Mar 2018 L	0.2500	25,638 per 15,000 units	25,488 per 15,000 units	2018/03/28	100,000,000	2017/07/12
65462	Hongkong and Shanghai Banking Corporation Ltd., The	Ping An R Bull CBBC Mar 2018 B	0.2500	51.78 per 100 units	52.38 per 100 units	2018/03/26	80,000,000	2017/07/12
65367	Hongkong and Shanghai Banking Corporation Ltd., The	Tencent R Bull CBBC Jul 2018 J	0.2500	264.88 per 100 units	266.88 per 100 units	2018/07/09	50,000,000	2017/07/12
65362	Hongkong and Shanghai Banking Corporation Ltd., The	Tencent R Bull CBBC Jul 2018 Y	0.2500	260.88 per 100 units	262.88 per 100 units	2018/07/30	50,000,000	2017/07/12
65366	Hongkong and Shanghai Banking Corporation Ltd., The	Tencent R Bull CBBC Jul 2018 Z	0.2500	262.88 per 100 units	264.88 per 100 units	2018/07/23	50,000,000	2017/07/12
65387	Hongkong and Shanghai Banking Corporation Ltd., The	Tencent R Bull CBBC Aug 2018 K	0.2500	258.88 per 100 units	260.88 per 100 units	2018/08/06	50,000,000	2017/07/12
65525	J.P. Morgan Structured Products B.V.	HSI R Bull CBBC Aug 2018 Z	0.2500	25,358 per 10,000 units	25,458 per 10,000 units	2018/08/30	200,000,000	2017/07/12
65531	J.P. Morgan Structured Products B.V.	HSI R Bull CBBC Sep 2018 N	0.2500	25,000 per 10,000 units	25,200 per 10,000 units	2018/09/27	200,000,000	2017/07/12
65522	J.P. Morgan Structured Products B.V.	HSI R Bear CBBC Oct 2017 P	0.2500	25,548 per 10,000 units	25,448 per 10,000 units	2017/10/30	200,000,000	2017/07/12
65523	J.P. Morgan Structured Products B.V.	HSI R Bear CBBC Oct 2017 Q	0.2500	25,848 per 10,000 units	25,748 per 10,000 units	2017/10/30	200,000,000	2017/07/12
65540	J.P. Morgan Structured Products B.V.	Ping An R Bull CBBC Apr 2018 B	0.2500	51.28 per 100 units	51.88 per 100 units	2018/04/20	150,000,000	2017/07/12
65536	J.P. Morgan Structured Products B.V.	Tencent R Bull CBBC Nov 2017 A	0.2500	259.88 per 100 units	261.88 per 100 units	2017/11/17	40,000,000	2017/07/12
65533	J.P. Morgan Structured Products B.V.	Tencent R Bull CBBC Nov 2017 C	0.2500	267.88 per 100 units	269.88 per 100 units	2017/11/17	40,000,000	2017/07/12
65534	J.P. Morgan Structured Products B.V.	Tencent R Bull CBBC Dec 2017 V	0.2500	263.88 per 100 units	265.88 per 100 units	2017/12/15	40,000,000	2017/07/12
65539	J.P. Morgan Structured Products B.V.	Tencent R Bear CBBC Feb 2018 G	0.2500	276.88 per 100 units	274.08 per 100 units	2018/02/15	40,000,000	2017/07/12
65394	Macquarie Bank Ltd.	Ping An R Bull CBBC Jul 2018 B	0.2500	44.38 per 100 units	45.88 per 100 units	2018/07/30	40,000,000	2017/07/12
65399	Macquarie Bank Ltd.	Ping An R Bear CBBC Jul 2018 D	0.2500	61.50 per 100 units	60 per 100 units	2018/07/30	40,000,000	2017/07/12
65393	Macquarie Bank Ltd.	Tencent R Bull CBBC Feb 2018 C	0.2500	260.88 per 100 units	262.88 per 100 units	2018/02/27	40,000,000	2017/07/12
65400	SGA Societe Generale Acceptance N.V./SG Issuer	CMob R Bull CBBC Jan 2018 B	0.2500	79.60 per 100 units	80.80 per 100 units	2018/01/19	100,000,000	2017/07/12
65401	SGA Societe Generale Acceptance N.V./SG Issuer	CMob R Bear CBBC Apr 2018 A	0.2500	87 per 100 units	85.80 per 100 units	2018/04/12	100,000,000	2017/07/12
65406	SGA Societe Generale Acceptance N.V./SG Issuer	CUni R Bull CBBC Jun 2018 B	0.2500	9.0800	9.2800	2018/06/28	40,000,000	2017/07/12
65541	SGA Societe Generale Acceptance N.V./SG Issuer	HKEX R Bull CBBC Dec 2017 F	0.2500	196 per 100 units	198 per 100 units	2017/12/15	100,000,000	2017/07/12
65557	SGA Societe Generale Acceptance N.V./SG Issuer	HSI R Bull CBBC Nov 2018 W	0.2500	25,308 per 10,000 units	25,508 per 10,000 units	2018/11/29	200,000,000	2017/07/12
65561	SGA Societe Generale Acceptance N.V./SG Issuer	HSI R Bull CBBC Dec 2018 Q	0.2500	25,158 per 12,000 units	25,258 per 12,000 units	2018/12/28	200,000,000	2017/07/12
65565	SGA Societe Generale Acceptance N.V./SG Issuer	HSI R Bull CBBC Jan 2019 B	0.2500	25,358 per 12,000 units	25,458 per 12,000 units	2019/01/30	200,000,000	2017/07/12
65552	SGA Societe Generale Acceptance N.V./SG Issuer	HSI R Bear CBBC Nov 2017 J	0.2500	25,688 per 10,000 units	25,588 per 10,000 units	2017/11/29	200,000,000	2017/07/12
65554	SGA Societe Generale Acceptance N.V./SG Issuer	HSI R Bear CBBC Dec 2017 E	0.2500	25,638 per 12,000 units	25,538 per 12,000 units	2017/12/28	200,000,000	2017/07/12
65410	SGA Societe Generale Acceptance N.V./SG Issuer	PICC P&C R Bull CBBC Apr 2018 A	0.2500	12.6800	13.0800	2018/04/12	40,000,000	2017/07/12
65542	SGA Societe Generale Acceptance N.V./SG Issuer	Ping An R Bull CBBC Jan 2018 C	0.2500	51.60 per 100 units	52.20 per 100 units	2018/01/26	100,000,000	2017/07/12
65358	SGA Societe Generale Acceptance N.V./SG Issuer	Tencent R Bull CBBC Jun 2018 D	0.2500	259.70 per 100 units	261.20 per 100 units	2018/06/28	100,000,000	2017/07/12
65360	SGA Societe Generale Acceptance N.V./SG Issuer	Tencent R Bull CBBC Jul 2018 A	0.2500	262.70 per 100 units	264.20 per 100 units	2018/07/30	100,000,000	2017/07/12
65515	UBS AG	HSI R Bull CBBC Jul 2018 Y	0.2500	25,421 per 10,000 units	25,521 per 10,000 units	2018/07/30	200,000,000	2017/07/12
65520	UBS AG	HSI R Bull CBBC Jul 2018 Z	0.2500	25,150 per 10,000 units	25,250 per 10,000 units	2018/07/30	200,000,000	2017/07/12
65516	UBS AG	HSI R Bull CBBC Aug 2018 Z	0.2500	25,200 per 12,000 units	25,400 per 12,000 units	2018/08/30	250,000,000	2017/07/12
65509	UBS AG	HSI R Bear CBBC Oct 2017 N	0.2500	25,650 per 12,000 units	25,450 per 12,000 units	2017/10/30	250,000,000	2017/07/12
65510	UBS AG	HSI R Bear CBBC Oct 2017 O	0.2500	25,800 per 12,000 units	25,600 per 12,000 units	2017/10/30	250,000,000	2017/07/12
65511	UBS AG	Tencent R Bull CBBC Mar 2018 A	0.2500	266.50 per 100 units	269 per 100 units	2018/03/05	50,000,000	2017/07/12
65513	UBS AG	Tencent R Bear CBBC Jan 2018 E	0.2500	277.80 per 100 units	275 per 100 units	2018/01/29	50,000,000	2017/07/12
65512	UBS AG	Tencent R Bear CBBC Feb 2018 C	0.2500	272.80 per 100 units	270 per 100 units	2018/02/12	50,000,000	2017/07/12

Newly listed callable bull/bear contracts (continued)

Code	Issuer	Name of issue	Issue prices (HK\$)	Strike price (HKD)/Strike level per 10 units	Call price (HKD)/Call level per 10 units	Expiry date	No. of issue (units)	Listing date
65580	BNP Paribas Issuance B.V.	HSI R Bull CBBC Sep 2018 D	0.2500	25,300 per 10,000 units	25,500 per 10,000 units	2018/09/27	250,000,000	2017/07/13
65578	BNP Paribas Issuance B.V.	HSI R Bear CBBC Feb 2018 A	0.2500	26,000 per 10,000 units	25,800 per 10,000 units	2018/02/27	250,000,000	2017/07/13
65576	BNP Paribas Issuance B.V.	HSI R Bear CBBC Feb 2018 F	0.2500	25,900 per 10,000 units	25,700 per 10,000 units	2018/02/27	250,000,000	2017/07/13
65575	BNP Paribas Issuance B.V.	HSI R Bear CBBC Feb 2018 U	0.2500	25,800 per 10,000 units	25,600 per 10,000 units	2018/02/27	250,000,000	2017/07/13
65579	BNP Paribas Issuance B.V.	HSI R Bear CBBC Feb 2018 Y	0.2500	26,100 per 10,000 units	25,900 per 10,000 units	2018/02/27	250,000,000	2017/07/13
65645	Credit Suisse AG	China Mobile R Bull CBBC Jan 2018 B	0.2500	68.08 per 100 units	69.28 per 100 units	2018/01/26	50,000,000	2017/07/13
65620	Credit Suisse AG	HSI R Bull CBBC Mar 2018 A	0.2500	25,250 per 12,000 units	25,450 per 12,000 units	2018/03/28	200,000,000	2017/07/13
65623	Credit Suisse AG	HSI R Bear CBBC Oct 2017 W	0.2500	25,700 per 10,000 units	25,500 per 10,000 units	2017/10/30	200,000,000	2017/07/13
65626	Credit Suisse AG	Ping An R Bear CBBC Feb 2018 B	0.2500	63.28 per 100 units	62.68 per 100 units	2018/02/23	50,000,000	2017/07/13
65624	Credit Suisse AG	Tencent R Bear CBBC Feb 2018 D	0.2500	278.38 per 100 units	275.58 per 100 units	2018/02/22	50,000,000	2017/07/13
65668	Goldman Sachs Structured Products (Asia) Ltd.	HSI R Bull CBBC Oct 2018 F	0.2500	25,100 per 12,000 units	25,250 per 12,000 units	2018/10/30	200,000,000	2017/07/13
65673	Goldman Sachs Structured Products (Asia) Ltd.	HSI R Bull CBBC Oct 2018 G	0.2500	25,350 per 10,000 units	25,450 per 10,000 units	2018/10/30	200,000,000	2017/07/13
65658	Goldman Sachs Structured Products (Asia) Ltd.	HSI R Bear CBBC Oct 2017 W	0.2500	25,600 per 10,000 units	25,500 per 10,000 units	2017/10/30	200,000,000	2017/07/13
65587	Hongkong and Shanghai Banking Corporation Ltd., The	China Mobile R Bear CBBC Feb 2018 A	0.2500	85.08 per 100 units	83.88 per 100 units	2018/02/05	40,000,000	2017/07/13
65596	Hongkong and Shanghai Banking Corporation Ltd., The	CUni R Bear CBBC Feb 2018 A	0.2500	11.6800	11.4800	2018/02/05	40,000,000	2017/07/13
65594	Hongkong and Shanghai Banking Corporation Ltd., The	CC Bank R Bull CBBC Aug 2018 C	0.2500	4.9800	5.0800	2018/08/13	50,000,000	2017/07/13
65584	Hongkong and Shanghai Banking Corporation Ltd., The	Ping An R Bear CBBC Nov 2018 B	0.2500	63.18 per 100 units	62.38 per 100 units	2018/11/19	40,000,000	2017/07/13
65648	J.P. Morgan Structured Products B.V.	HSI R Bull CBBC Sep 2018 O	0.2500	25,200 per 10,000 units	25,400 per 10,000 units	2018/09/27	200,000,000	2017/07/13
65650	J.P. Morgan Structured Products B.V.	HSI R Bear CBBC Oct 2017 R	0.2500	25,648 per 10,000 units	25,548 per 10,000 units	2017/10/30	200,000,000	2017/07/13
65655	J.P. Morgan Structured Products B.V.	Tencent R Bull CBBC Nov 2017 D	0.2500	261.88 per 100 units	263.88 per 100 units	2017/11/17	40,000,000	2017/07/13
65677	SGA Societe Generale Acceptance N.V./SG Issuer	HSI R Bull CBBC Nov 2018 X	0.2500	25,108 per 10,000 units	25,208 per 10,000 units	2018/11/29	200,000,000	2017/07/13
65678	SGA Societe Generale Acceptance N.V./SG Issuer	HSI R Bull CBBC Nov 2018 Y	0.2500	25,308 per 10,000 units	25,408 per 10,000 units	2018/11/29	200,000,000	2017/07/13
65690	SGA Societe Generale Acceptance N.V./SG Issuer	Ping An R Bull CBBC Feb 2018 C	0.2500	53.60 per 100 units	54.20 per 100 units	2018/02/14	100,000,000	2017/07/13
65679	SGA Societe Generale Acceptance N.V./SG Issuer	Tencent R Bull CBBC Dec 2017 F	0.2500	270.10 per 100 units	271.60 per 100 units	2017/12/15	100,000,000	2017/07/13
65601	UBS AG	Geely Auto R Bull CBBC Jan 2018 A	0.2500	14.9800	15.3800	2018/01/15	40,000,000	2017/07/13
65609	UBS AG	Geely Auto R Bear CBBC Jan 2018 A	0.2500	19.5300	19.0800	2018/01/29	40,000,000	2017/07/13
65597	UBS AG	HSI R Bull CBBC Sep 2018 U	0.2500	25,350 per 10,000 units	25,450 per 10,000 units	2018/09/27	200,000,000	2017/07/13
65600	UBS AG	HSI R Bull CBBC Sep 2018 V	0.2500	25,100 per 12,000 units	25,300 per 12,000 units	2018/09/27	250,000,000	2017/07/13
65617	UBS AG	HSI R Bear CBBC Oct 2017 P	0.2500	25,700 per 12,000 units	25,500 per 12,000 units	2017/10/30	250,000,000	2017/07/13
65618	UBS AG	HSI R Bear CBBC Oct 2017 Q	0.2500	25,850 per 12,000 units	25,650 per 12,000 units	2017/10/30	250,000,000	2017/07/13
65612	UBS AG	Tencent R Bear CBBC Feb 2018 D	0.2500	282.68 per 100 units	279.88 per 100 units	2018/02/26	50,000,000	2017/07/13
65748	BNP Paribas Issuance B.V.	HSI R Bear CBBC Feb 2018 D	0.2500	25,600 per 10,000 units	25,400 per 10,000 units	2018/02/27	250,000,000	2017/07/14
65749	BNP Paribas Issuance B.V.	HSI R Bear CBBC Feb 2018 I	0.2500	25,700 per 10,000 units	25,500 per 10,000 units	2018/02/27	250,000,000	2017/07/14
65783	Credit Suisse AG	CCB R Bull CBBC Jan 2018 C	0.2500	5.1200	5.2200	2018/01/25	50,000,000	2017/07/14
65779	Credit Suisse AG	HKEK R Bear CBBC Jan 2018 B	0.2500	209.08 per 100 units	207.08 per 100 units	2018/01/26	50,000,000	2017/07/14
65774	Credit Suisse AG	HSBC R Bear CBBC Jan 2018 B	0.2500	84.78 per 100 units	83.28 per 100 units	2018/01/19	50,000,000	2017/07/14
65772	Credit Suisse AG	HSI R Bull CBBC Mar 2018 B	0.2500	25,050 per 12,000 units	25,250 per 12,000 units	2018/03/28	200,000,000	2017/07/14
65787	Credit Suisse AG	HSI R Bull CBBC Apr 2018 F	0.2500	24,148 per 20,000 units	24,498 per 20,000 units	2018/04/27	1,000,000,000	2017/07/14
65761	Credit Suisse AG	HSI R Bull CBBC Sep 2018 I	0.2500	25,200 per 10,000 units	25,400 per 10,000 units	2018/09/27	200,000,000	2017/07/14
65789	Credit Suisse AG	HSI R Bear CBBC Nov 2017 S	0.2500	25,541 per 12,000 units	25,341 per 12,000 units	2017/11/29	200,000,000	2017/07/14
65756	The Bank of East Asia, Ltd.	Geely Auto R Bull CBBC Jul 2018 A	0.2500	15.6800	15.9800	2018/07/04	40,000,000	2017/07/14
65754	The Bank of East Asia, Ltd.	Great Wall Motor R Bull CBBC Mar 2018 A	0.3400	9.4800	9.8800	2018/03/23	30,000,000	2017/07/14
65755	The Bank of East Asia, Ltd.	Ping An R Bull CBBC Jul 2018 B	0.6500	51.4800	52.0800	2018/07/04	16,000,000	2017/07/14

Newly listed callable bull/bear contracts (continued)

Code	Issuer	Name of issue	Issue prices (HK\$)	Strike price (HKD)/Strike level per 10 units	Call price (HKD)/Call level per 10 units	Expiry date	No. of issue (units)	Listing date
65760	The Bank of East Asia, Ltd.	Tencent R Bear CBBC Jul 2018 B	0.2500	278.88 per 100 units	276.08 per 100 units	2018/07/04	40,000,000	2017/07/14
65697	Goldman Sachs Structured Products (Asia) Ltd.	HSI R Bull CBBC Oct 2018 H	0.2500	25,250 per 10,000 units	25,350 per 10,000 units	2018/10/30	200,000,000	2017/07/14
65823	Goldman Sachs Structured Products (Asia) Ltd.	HSI R Bear CBBC Oct 2017 X	0.2500	25,800 per 12,000 units	25,650 per 12,000 units	2017/10/30	200,000,000	2017/07/14
65825	Goldman Sachs Structured Products (Asia) Ltd.	HSI R Bear CBBC Oct 2017 Y	0.2500	25,441 per 10,000 units	25,341 per 10,000 units	2017/10/30	200,000,000	2017/07/14
65716	Hongkong and Shanghai Banking Corporation Ltd., The	China Mobile R Bull CBBC Feb 2018 A	0.2500	79.08 per 100 units	80.28 per 100 units	2018/02/05	50,000,000	2017/07/14
65714	Hongkong and Shanghai Banking Corporation Ltd., The	HSCEI R Bear CBBC Mar 2018 B	0.2500	10,488 per 10,000 units	10,388 per 10,000 units	2018/03/28	50,000,000	2017/07/14
65709	Hongkong and Shanghai Banking Corporation Ltd., The	HSI R Bear CBBC Mar 2018 M	0.2500	25,538 per 15,000 units	25,388 per 15,000 units	2018/03/28	100,000,000	2017/07/14
65719	Hongkong and Shanghai Banking Corporation Ltd., The	PICC P&C R Bull CBBC Apr 2018 A	0.2500	12.4800	12.9800	2018/04/23	40,000,000	2017/07/14
65718	Hongkong and Shanghai Banking Corporation Ltd., The	Ping An R Bull CBBC Feb 2018 B	0.2500	53.28 per 100 units	53.88 per 100 units	2018/02/05	80,000,000	2017/07/14
65745	Hongkong and Shanghai Banking Corporation Ltd., The	Tencent R Bull CBBC Feb 2018 D	0.2500	266.88 per 100 units	268.88 per 100 units	2018/02/05	50,000,000	2017/07/14
65790	J.P. Morgan Structured Products B.V.	HSI R Bull CBBC Sep 2018 P	0.2500	25,258 per 10,000 units	25,358 per 10,000 units	2018/09/27	200,000,000	2017/07/14
65793	J.P. Morgan Structured Products B.V.	HSI R Bear CBBC Oct 2017 S	0.2500	25,800 per 10,000 units	25,600 per 10,000 units	2017/10/30	200,000,000	2017/07/14
65796	J.P. Morgan Structured Products B.V.	HSI R Bear CBBC Oct 2017 T	0.2500	25,441 per 10,000 units	25,341 per 10,000 units	2017/10/30	200,000,000	2017/07/14
65706	SGA Societe Generale Acceptance N.V./SG Issuer	CUni R Bear CBBC Jan 2018 A	0.2500	11.4000	11.2000	2018/01/30	40,000,000	2017/07/14
65698	SGA Societe Generale Acceptance N.V./SG Issuer	CCB R Bear CBBC Apr 2018 A	0.2500	6.3800	6.2800	2018/04/20	40,000,000	2017/07/14
65828	SGA Societe Generale Acceptance N.V./SG Issuer	HSI R Bear CBBC Nov 2017 K	0.2500	25,488 per 10,000 units	25,388 per 10,000 units	2017/11/29	200,000,000	2017/07/14
65829	SGA Societe Generale Acceptance N.V./SG Issuer	HSI R Bear CBBC Jan 2018 A	0.2500	25,900 per 20,000 units	25,800 per 20,000 units	2018/01/30	200,000,000	2017/07/14
65707	SGA Societe Generale Acceptance N.V./SG Issuer	ICBC R Bear CBBC Apr 2018 A	0.2500	5.3800	5.2800	2018/04/11	40,000,000	2017/07/14
65708	SGA Societe Generale Acceptance N.V./SG Issuer	Ping An R Bear CBBC May 2018 A	0.2500	65.40 per 100 units	64.80 per 100 units	2018/05/16	100,000,000	2017/07/14
65816	UBS AG	China Mobile R Bull CBBC Apr 2018 A	0.2500	77.80 per 100 units	79 per 100 units	2018/04/23	50,000,000	2017/07/14
65804	UBS AG	Galaxy Ent R Bull CBBC Feb 2018 A	0.2500	40.70 per 100 units	41.50 per 100 units	2018/02/05	50,000,000	2017/07/14
65805	UBS AG	Great Wall Motor R Bull CBBC Jul 2018 A	0.2500	9.0800	9.3800	2018/07/16	40,000,000	2017/07/14
65802	UBS AG	HSI R Bull CBBC Aug 2018 X	0.2500	25,000 per 12,000 units	25,200 per 12,000 units	2018/08/30	250,000,000	2017/07/14
65821	UBS AG	HSI R Bear CBBC Oct 2017 R	0.2500	25,541 per 12,000 units	25,341 per 12,000 units	2017/10/30	250,000,000	2017/07/14
65820	UBS AG	Ping An R Bull CBBC Jan 2018 B	0.2500	51.88 per 100 units	52.48 per 100 units	2018/01/15	80,000,000	2017/07/14
65831	BNP Paribas Issuance B.V.	HSBC R Bull CBBC Aug 2018 B	0.2500	72 per 100 units	73 per 100 units	2018/08/30	150,000,000	2017/07/17
65832	BNP Paribas Issuance B.V.	HSBC R Bear CBBC Jan 2018 A	0.2500	81 per 100 units	80 per 100 units	2018/01/30	150,000,000	2017/07/17
65943	Credit Suisse AG	AIA R Bull CBBC Jan 2018 A	0.2500	54.78 per 100 units	55.38 per 100 units	2018/01/26	50,000,000	2017/07/17
65940	Credit Suisse AG	CUni R Bull CBBC Jan 2018 D	0.2500	9.8800	10.0800	2018/01/19	50,000,000	2017/07/17
65936	Credit Suisse AG	HSI R Bull CBBC Sep 2018 J	0.2500	25,408 per 10,000 units	25,608 per 10,000 units	2018/09/27	200,000,000	2017/07/17
65932	Credit Suisse AG	HSI R Bear CBBC Oct 2017 X	0.2500	25,600 per 10,000 units	25,400 per 10,000 units	2017/10/30	200,000,000	2017/07/17
65935	Credit Suisse AG	HSI R Bear CBBC Nov 2017 T	0.2500	25,850 per 12,000 units	25,650 per 12,000 units	2017/11/29	200,000,000	2017/07/17
65927	Goldman Sachs Structured Products (Asia) Ltd.	HSI R Bull CBBC Sep 2018 H	0.2500	25,508 per 12,000 units	25,608 per 12,000 units	2018/09/27	200,000,000	2017/07/17
66027	Goldman Sachs Structured Products (Asia) Ltd.	HSI R Bear CBBC Oct 2017 A	0.2500	25,900 per 12,000 units	25,750 per 12,000 units	2017/10/30	200,000,000	2017/07/17
65830	Goldman Sachs Structured Products (Asia) Ltd.	HSI R Bear CBBC Oct 2017 Z	0.2500	25,550 per 12,000 units	25,400 per 12,000 units	2017/10/30	200,000,000	2017/07/17
65868	Hongkong and Shanghai Banking Corporation Ltd., The	AIA R Bull CBBC Mar 2018 B	0.2500	54.58 per 100 units	55.28 per 100 units	2018/03/26	60,000,000	2017/07/17
65874	Hongkong and Shanghai Banking Corporation Ltd., The	China Life R Bull CBBC Mar 2018 A	0.2500	23.4800	23.8800	2018/03/19	40,000,000	2017/07/17
65876	Hongkong and Shanghai Banking Corporation Ltd., The	China Life R Bull CBBC Jul 2018 B	0.2500	18.18 per 100 units	18.58 per 100 units	2018/07/30	80,000,000	2017/07/17
65866	Hongkong and Shanghai Banking Corporation Ltd., The	Galaxy Ent R Bull CBBC Jul 2018 D	0.2500	44.58 per 100 units	45.38 per 100 units	2018/07/03	80,000,000	2017/07/17
65885	Hongkong and Shanghai Banking Corporation Ltd., The	HKEX R Bull CBBC Jul 2018 I	0.3500	172.88 per 100 units	174.88 per 100 units	2018/07/09	50,000,000	2017/07/17
65837	Hongkong and Shanghai Banking Corporation Ltd., The	HSI R Bull CBBC Apr 2018 I	0.2500	25,348 per 15,000 units	25,498 per 15,000 units	2018/04/27	100,000,000	2017/07/17
65839	Hongkong and Shanghai Banking Corporation Ltd., The	HSI R Bull CBBC Apr 2018 J	0.2500	25,448 per 15,000 units	25,598 per 15,000 units	2018/04/27	100,000,000	2017/07/17
65877	Hongkong and Shanghai Banking Corporation Ltd., The	PICC P&C R Bull CBBC Mar 2018 A	0.2500	13.4800	13.9800	2018/03/26	40,000,000	2017/07/17

Newly listed callable bull/bear contracts (continued)

Code	Issuer	Name of issue	Issue prices (HK\$)	Strike price (HKD)/Strike level per 10 units	Call price (HKD)/Call level per 10 units	Expiry date	No. of issue (units)	Listing date
65848	Hongkong and Shanghai Banking Corporation Ltd., The	Ping An R Bull CBBC Mar 2018 C	0.2500	54.68 per 100 units	55.38 per 100 units	2018/03/19	80,000,000	2017/07/17
65859	Hongkong and Shanghai Banking Corporation Ltd., The	Ping An R Bear CBBC Oct 2018 B	0.2500	66.18 per 100 units	65.38 per 100 units	2018/10/15	40,000,000	2017/07/17
66024	J.P. Morgan Structured Products B.V.	BOCL R Bull CBBC Jul 2018 A	0.2500	3.1000	3.1800	2018/07/20	100,000,000	2017/07/17
66025	J.P. Morgan Structured Products B.V.	HSI R Bull CBBC Aug 2018 F	0.2500	25,100 per 10,000 units	25,300 per 10,000 units	2018/08/30	200,000,000	2017/07/17
66016	J.P. Morgan Structured Products B.V.	HSI R Bear CBBC Oct 2017 U	0.2500	25,600 per 10,000 units	25,400 per 10,000 units	2017/10/30	200,000,000	2017/07/17
65900	Macquarie Bank Ltd.	Ping An R Bull CBBC Jul 2018 C	0.2500	49.50 per 100 units	51 per 100 units	2018/07/30	40,000,000	2017/07/17
65887	Macquarie Bank Ltd.	Ping An R Bear CBBC Jul 2018 E	0.2500	64 per 100 units	63 per 100 units	2018/07/30	40,000,000	2017/07/17
65888	Macquarie Bank Ltd.	Ping An R Bear CBBC Jul 2018 F	0.2500	69 per 100 units	68 per 100 units	2018/07/30	40,000,000	2017/07/17
65910	SGA Societe Generale Acceptance N.V./SG Issuer	ABC R Bear CBBC May 2018 A	0.2500	3.7600	3.6800	2018/05/16	40,000,000	2017/07/17
65915	SGA Societe Generale Acceptance N.V./SG Issuer	CP&CC R Bear CBBC Apr 2018 A	0.2500	6.6300	6.4800	2018/04/18	40,000,000	2017/07/17
65919	SGA Societe Generale Acceptance N.V./SG Issuer	CP&CC R Bear CBBC May 2018 A	0.2500	7.1300	6.9800	2018/05/10	40,000,000	2017/07/17
65920	SGA Societe Generale Acceptance N.V./SG Issuer	HSBC R Bull CBBC Jun 2018 C	0.2500	73.80 per 100 units	74.80 per 100 units	2018/06/22	100,000,000	2017/07/17
66037	SGA Societe Generale Acceptance N.V./SG Issuer	HSI R Bull CBBC Dec 2018 R	0.2500	25,158 per 10,000 units	25,358 per 10,000 units	2018/12/28	200,000,000	2017/07/17
66034	SGA Societe Generale Acceptance N.V./SG Issuer	HSI R Bear CBBC Dec 2017 F	0.2500	25,838 per 10,000 units	25,638 per 10,000 units	2017/12/28	200,000,000	2017/07/17
65956	UBS AG	HSI R Bull CBBC Sep 2018 W	0.2500	25,408 per 12,000 units	25,608 per 12,000 units	2018/09/27	250,000,000	2017/07/17
65955	UBS AG	HSI R Bear CBBC Oct 2017 S	0.2500	25,600 per 12,000 units	25,400 per 12,000 units	2017/10/30	250,000,000	2017/07/17
66097	BNP Paribas Issuance B.V.	HSI R Bull CBBC Aug 2018 H	0.2500	25,500 per 10,000 units	25,700 per 10,000 units	2018/08/30	250,000,000	2017/07/18
66095	BNP Paribas Issuance B.V.	HSI R Bull CBBC Aug 2018 R	0.2500	25,400 per 10,000 units	25,600 per 10,000 units	2018/08/30	250,000,000	2017/07/18
66264	BNP Paribas Issuance B.V.	HSI R Bull CBBC Sep 2018 E	0.2500	25,400 per 10,000 units	25,600 per 10,000 units	2018/09/27	250,000,000	2017/07/18
66265	BNP Paribas Issuance B.V.	HSI R Bull CBBC Sep 2018 F	0.2500	25,500 per 10,000 units	25,700 per 10,000 units	2018/09/27	250,000,000	2017/07/18
66285	BNP Paribas Issuance B.V.	HSI R Bull CBBC Sep 2018 G	0.2500	25,600 per 10,000 units	25,800 per 10,000 units	2018/09/27	250,000,000	2017/07/18
66099	BNP Paribas Issuance B.V.	Tencent R Bull CBBC Aug 2018 U	0.2500	273 per 100 units	275 per 100 units	2018/08/30	50,000,000	2017/07/18
66342	Credit Suisse AG	China Mobile R Bull CBBC Jan 2018 C	0.2500	79.18 per 100 units	80.38 per 100 units	2018/01/25	50,000,000	2017/07/18
66341	Credit Suisse AG	Galaxy Ent R Bull CBBC Mar 2018 E	0.2500	44.18 per 100 units	44.98 per 100 units	2018/03/16	50,000,000	2017/07/18
66408	Credit Suisse AG	HSBC R Bull CBBC Feb 2018 B	0.2500	73.78 per 100 units	74.98 per 100 units	2018/02/02	50,000,000	2017/07/18
66397	Credit Suisse AG	HSI R Bull CBBC Mar 2018 C	0.2500	25,350 per 12,000 units	25,550 per 12,000 units	2018/03/28	200,000,000	2017/07/18
66407	Credit Suisse AG	HSI R Bull CBBC Mar 2018 H	0.2500	25,677 per 12,000 units	25,877 per 12,000 units	2018/03/28	200,000,000	2017/07/18
66404	Credit Suisse AG	HSI R Bull CBBC Sep 2018 K	0.2500	25,500 per 10,000 units	25,700 per 10,000 units	2018/09/27	200,000,000	2017/07/18
66326	Credit Suisse AG	HSI R Bear CBBC Oct 2017 Y	0.2500	25,628 per 10,000 units	25,528 per 10,000 units	2017/10/30	200,000,000	2017/07/18
66327	Credit Suisse AG	HSI R Bear CBBC Oct 2017 Z	0.2500	25,900 per 10,000 units	25,700 per 10,000 units	2017/10/30	200,000,000	2017/07/18
66339	Credit Suisse AG	HSI R Bear CBBC Nov 2017 U	0.2500	26,050 per 12,000 units	25,850 per 12,000 units	2017/11/29	200,000,000	2017/07/18
66359	Credit Suisse AG	HSI R Bear CBBC Dec 2017 E	0.2500	27,550 per 12,000 units	27,350 per 12,000 units	2017/12/28	200,000,000	2017/07/18
66369	Credit Suisse AG	HSI R Bear CBBC Dec 2017 F	0.2500	27,750 per 12,000 units	27,550 per 12,000 units	2017/12/28	200,000,000	2017/07/18
66374	Credit Suisse AG	HSI R Bear CBBC Dec 2017 G	0.2500	27,950 per 12,000 units	27,750 per 12,000 units	2017/12/28	200,000,000	2017/07/18
66381	Credit Suisse AG	HSI R Bear CBBC Dec 2017 H	0.3200	28,700 per 10,000 units	28,500 per 10,000 units	2017/12/28	200,000,000	2017/07/18
66387	Credit Suisse AG	HSI R Bear CBBC Dec 2017 I	0.3800	29,200 per 10,000 units	29,000 per 10,000 units	2017/12/28	200,000,000	2017/07/18
66389	Credit Suisse AG	HSI R Bear CBBC Dec 2017 J	0.4200	29,700 per 10,000 units	29,500 per 10,000 units	2017/12/28	200,000,000	2017/07/18
66390	Credit Suisse AG	HSI R Bear CBBC Dec 2017 K	0.2500	27,348 per 20,000 units	26,998 per 20,000 units	2017/12/28	1,000,000,000	2017/07/18
66343	Credit Suisse AG	Ping An R Bull CBBC Mar 2018 B	0.2500	53.68 per 100 units	54.28 per 100 units	2018/03/02	50,000,000	2017/07/18
66348	Credit Suisse AG	Tencent R Bull CBBC Mar 2018 L	0.2500	271.98 per 100 units	273.98 per 100 units	2018/03/01	50,000,000	2017/07/18
66176	The Bank of East Asia, Ltd.	China Life R Bull CBBC Jun 2018 A	0.3500	22.3800	22.8800	2018/06/20	30,000,000	2017/07/18
66175	The Bank of East Asia, Ltd.	Galaxy Ent R Bull CBBC Jun 2018 B	0.6500	43.4800	44.2800	2018/06/20	16,000,000	2017/07/18
66189	The Bank of East Asia, Ltd.	Ping An R Bull CBBC Jun 2018 B	0.6500	53.0800	53.6800	2018/06/20	16,000,000	2017/07/18

Newly listed callable bull/bear contracts (continued)

Code	Issuer	Name of issue	Issue prices (HK\$)	Strike price (HKD)/Strike level per 10 units	Call price (HKD)/Call level per 10 units	Expiry date	No. of issue (units)	Listing date
66172	The Bank of East Asia, Ltd.	Tencent R Bull CBBC Jun 2018 I	0.2500	272.08 per 100 units	274.28 per 100 units	2018/06/20	40,000,000	2017/07/18
66412	Goldman Sachs Structured Products (Asia) Ltd.	HSI R Bull CBBC Sep 2018 I	0.2500	25,777 per 10,000 units	25,877 per 10,000 units	2018/09/27	200,000,000	2017/07/18
66431	Goldman Sachs Structured Products (Asia) Ltd.	HSI R Bear CBBC Oct 2017 I	0.2500	26,250 per 10,000 units	26,150 per 10,000 units	2017/10/30	200,000,000	2017/07/18
66050	Goldman Sachs Structured Products (Asia) Ltd.	HSI R Bear CBBC Nov 2017 C	0.2500	25,700 per 12,000 units	25,550 per 12,000 units	2017/11/29	200,000,000	2017/07/18
66052	Goldman Sachs Structured Products (Asia) Ltd.	HSI R Bear CBBC Nov 2017 D	0.2500	25,800 per 10,000 units	25,700 per 10,000 units	2017/11/29	200,000,000	2017/07/18
66228	Goldman Sachs Structured Products (Asia) Ltd.	HSI R Bear CBBC Nov 2017 E	0.2500	26,000 per 10,000 units	25,900 per 10,000 units	2017/11/29	200,000,000	2017/07/18
66136	Hongkong and Shanghai Banking Corporation Ltd., The	BOCL R Bull CBBC Aug 2018 B	0.2500	2.8500	2.9300	2018/08/27	50,000,000	2017/07/18
66165	Hongkong and Shanghai Banking Corporation Ltd., The	COVS R Bull CBBC Mar 2018 A	0.2500	22.0800	22.6800	2018/03/19	40,000,000	2017/07/18
66166	Hongkong and Shanghai Banking Corporation Ltd., The	Great Wall Motor R Bear CBBC Jul 2018 A	0.2500	12.2800	11.6800	2018/07/30	40,000,000	2017/07/18
66160	Hongkong and Shanghai Banking Corporation Ltd., The	HSI R Bull CBBC Apr 2018 K	0.2500	25,548 per 15,000 units	25,698 per 15,000 units	2018/04/27	100,000,000	2017/07/18
66103	Hongkong and Shanghai Banking Corporation Ltd., The	ICBC R Bull CBBC Mar 2018 A	0.2500	4.7800	4.8800	2018/03/26	50,000,000	2017/07/18
66167	Hongkong and Shanghai Banking Corporation Ltd., The	ICBC R Bull CBBC Aug 2018 A	0.2500	3.9800	4.0800	2018/08/27	50,000,000	2017/07/18
66143	Hongkong and Shanghai Banking Corporation Ltd., The	Tencent R Bull CBBC Mar 2018 R	0.2500	270.88 per 100 units	272.88 per 100 units	2018/03/26	50,000,000	2017/07/18
66159	Hongkong and Shanghai Banking Corporation Ltd., The	Tencent R Bull CBBC Mar 2018 S	0.2500	272.88 per 100 units	274.88 per 100 units	2018/03/19	50,000,000	2017/07/18
66307	J.P. Morgan Structured Products B.V.	HSI R Bull CBBC Oct 2018 E	0.2500	25,758 per 10,000 units	25,858 per 10,000 units	2018/10/30	200,000,000	2017/07/18
66317	J.P. Morgan Structured Products B.V.	HSI R Bull CBBC Oct 2018 F	0.2500	25,400 per 10,000 units	25,600 per 10,000 units	2018/10/30	200,000,000	2017/07/18
66290	J.P. Morgan Structured Products B.V.	HSI R Bear CBBC Oct 2017 V	0.2500	25,701 per 10,000 units	25,501 per 10,000 units	2017/10/30	200,000,000	2017/07/18
66291	J.P. Morgan Structured Products B.V.	HSI R Bear CBBC Oct 2017 W	0.2500	25,900 per 10,000 units	25,700 per 10,000 units	2017/10/30	200,000,000	2017/07/18
66296	J.P. Morgan Structured Products B.V.	HSI R Bear CBBC Nov 2017 E	0.2500	26,100 per 10,000 units	25,900 per 10,000 units	2017/11/29	200,000,000	2017/07/18
66325	J.P. Morgan Structured Products B.V.	Tencent R Bull CBBC Nov 2017 E	0.2500	273.88 per 100 units	275.88 per 100 units	2017/11/17	40,000,000	2017/07/18
66207	Macquarie Bank Ltd.	Tencent R Bull CBBC Feb 2018 D	0.2500	267.88 per 100 units	269.88 per 100 units	2018/02/28	40,000,000	2017/07/18
66230	SGA Societe Generale Acceptance N.V./SG Issuer	CCB R Bull CBBC Aug 2018 A	0.2500	6.0000	6.0800	2018/08/06	40,000,000	2017/07/18
66505	SGA Societe Generale Acceptance N.V./SG Issuer	CKH R Bull CBBC Jul 2018 A	0.2500	92.70 per 100 units	94.10 per 100 units	2018/07/30	100,000,000	2017/07/18
66511	SGA Societe Generale Acceptance N.V./SG Issuer	HKEX R Bull CBBC Jan 2018 G	0.2500	199 per 100 units	201 per 100 units	2018/01/19	100,000,000	2017/07/18
66231	SGA Societe Generale Acceptance N.V./SG Issuer	HSBC R Bull CBBC May 2018 A	0.2500	72.75 per 100 units	73.75 per 100 units	2018/05/04	100,000,000	2017/07/18
66495	SGA Societe Generale Acceptance N.V./SG Issuer	HSI R Bull CBBC Oct 2018 J	0.2500	25,558 per 12,000 units	25,658 per 12,000 units	2018/10/30	200,000,000	2017/07/18
66501	SGA Societe Generale Acceptance N.V./SG Issuer	HSI R Bull CBBC Oct 2018 O	0.2500	25,758 per 12,000 units	25,858 per 12,000 units	2018/10/30	200,000,000	2017/07/18
66504	SGA Societe Generale Acceptance N.V./SG Issuer	HSI R Bull CBBC Nov 2018 Z	0.2500	25,608 per 10,000 units	25,808 per 10,000 units	2018/11/29	200,000,000	2017/07/18
66485	SGA Societe Generale Acceptance N.V./SG Issuer	HSI R Bear CBBC Oct 2017 Z	0.2500	26,038 per 12,000 units	25,938 per 12,000 units	2017/10/30	200,000,000	2017/07/18
66488	SGA Societe Generale Acceptance N.V./SG Issuer	HSI R Bear CBBC Nov 2017 L	0.2500	25,988 per 10,000 units	25,888 per 10,000 units	2017/11/29	200,000,000	2017/07/18
66055	SGA Societe Generale Acceptance N.V./SG Issuer	PICC P&C R Bull CBBC Mar 2018 A	0.2500	13.6800	14.0800	2018/03/16	40,000,000	2017/07/18
66066	SGA Societe Generale Acceptance N.V./SG Issuer	PICC P&C R Bear CBBC Apr 2018 A	0.2500	17.0000	16.5000	2018/04/20	40,000,000	2017/07/18
66239	SGA Societe Generale Acceptance N.V./SG Issuer	Sands R Bull CBBC Aug 2018 A	0.2500	33.30 per 100 units	34.10 per 100 units	2018/08/10	100,000,000	2017/07/18
66514	SGA Societe Generale Acceptance N.V./SG Issuer	Tencent R Bull CBBC Dec 2017 G	0.2500	276.20 per 100 units	278.20 per 100 units	2017/12/15	100,000,000	2017/07/18
66518	SGA Societe Generale Acceptance N.V./SG Issuer	Tencent R Bull CBBC Jan 2018 L	0.2500	274.20 per 100 units	276.20 per 100 units	2018/01/08	100,000,000	2017/07/18
66528	SGA Societe Generale Acceptance N.V./SG Issuer	Tencent R Bull CBBC Feb 2018 K	0.2500	272.20 per 100 units	274.20 per 100 units	2018/02/09	100,000,000	2017/07/18
66436	UBS AG	HSBC R Bull CBBC Jul 2018 C	0.2500	71.98 per 100 units	73.18 per 100 units	2018/07/16	50,000,000	2017/07/18
66469	UBS AG	HSCEI R Bull CBBC Aug 2018 C	0.2500	10,150 per 10,000 units	10,250 per 10,000 units	2018/08/30	100,000,000	2017/07/18
66454	UBS AG	HSI R Bull CBBC Jul 2018 B	0.2500	25,500 per 12,000 units	25,700 per 12,000 units	2018/07/30	250,000,000	2017/07/18
66451	UBS AG	HSI R Bull CBBC Sep 2018 X	0.2500	25,777 per 10,000 units	25,877 per 10,000 units	2018/09/27	200,000,000	2017/07/18
66433	UBS AG	HSI R Bear CBBC Oct 2017 T	0.2500	25,650 per 10,000 units	25,550 per 10,000 units	2017/10/30	200,000,000	2017/07/18
66434	UBS AG	HSI R Bear CBBC Oct 2017 U	0.2500	25,800 per 10,000 units	25,700 per 10,000 units	2017/10/30	200,000,000	2017/07/18
66444	UBS AG	HSI R Bear CBBC Oct 2017 V	0.2500	25,950 per 10,000 units	25,850 per 10,000 units	2017/10/30	200,000,000	2017/07/18

Newly listed callable bull/bear contracts (continued)

Code	Issuer	Name of issue	Issue prices (HK\$)	Strike price (HKD)/Strike level per 10 units	Call price (HKD)/Call level per 10 units	Expiry date	No. of issue (units)	Listing date
66445	UBS AG	HSI R Bear CBBC Oct 2017 W	0.2500	27,600 per 10,000 units	27,500 per 10,000 units	2017/10/30	200,000,000	2017/07/18
66449	UBS AG	HSI R Bear CBBC Oct 2017 X	0.2500	28,000 per 10,000 units	27,900 per 10,000 units	2017/10/30	200,000,000	2017/07/18
66484	UBS AG	Ping An R Bull CBBC Feb 2018 B	0.2500	53.68 per 100 units	54.28 per 100 units	2018/02/05	50,000,000	2017/07/18
66471	UBS AG	Tencent R Bull CBBC Feb 2018 F	0.2500	276 per 100 units	278 per 100 units	2018/02/26	40,000,000	2017/07/18
66475	UBS AG	Tencent R Bull CBBC Mar 2018 B	0.2500	272.50 per 100 units	275 per 100 units	2018/03/12	50,000,000	2017/07/18
66556	BNP Paribas Issuance B.V.	CSOP A50 ETF R Bull CBBC Jan 18D	0.2500	12.8000	13.0000	2018/01/30	60,000,000	2017/07/19
66552	BNP Paribas Issuance B.V.	HKEX R Bull CBBC Aug 2018 E	0.2500	198 per 100 units	200 per 100 units	2018/08/30	50,000,000	2017/07/19
66549	BNP Paribas Issuance B.V.	HSI R Bull CBBC Sep 2018 H	0.2500	25,700 per 10,000 units	25,900 per 10,000 units	2018/09/27	250,000,000	2017/07/19
66551	BNP Paribas Issuance B.V.	HSI R Bull CBBC Sep 2018 I	0.2500	25,800 per 10,000 units	26,000 per 10,000 units	2018/09/27	250,000,000	2017/07/19
66546	BNP Paribas Issuance B.V.	HSI R Bear CBBC Feb 2018 K	0.2500	26,300 per 10,000 units	26,100 per 10,000 units	2018/02/27	250,000,000	2017/07/19
66533	BNP Paribas Issuance B.V.	HSI R Bear CBBC Feb 2018 N	0.2500	26,200 per 10,000 units	26,000 per 10,000 units	2018/02/27	250,000,000	2017/07/19
66553	BNP Paribas Issuance B.V.	Tencent R Bull CBBC Aug 2018 V	0.2500	278 per 100 units	280 per 100 units	2018/08/30	50,000,000	2017/07/19
66747	Credit Suisse AG	CCB R Bull CBBC Jan 2018 D	0.2500	5.9900	6.0900	2018/01/26	50,000,000	2017/07/19
66754	Credit Suisse AG	HSCEI R Bull CBBC Mar 2018 D	0.2500	10,228 per 10,000 units	10,328 per 10,000 units	2018/03/28	100,000,000	2017/07/19
66732	Credit Suisse AG	HSI R Bull CBBC Mar 2018 K	0.2500	25,750 per 12,000 units	25,950 per 12,000 units	2018/03/28	200,000,000	2017/07/19
66730	Credit Suisse AG	HSI R Bull CBBC Apr 2018 G	0.2500	25,678 per 10,000 units	25,778 per 10,000 units	2018/04/27	200,000,000	2017/07/19
66737	Credit Suisse AG	HSI R Bull CBBC Sep 2018 L	0.2500	25,889 per 10,000 units	26,089 per 10,000 units	2018/09/27	200,000,000	2017/07/19
66719	Credit Suisse AG	HSI R Bear CBBC Oct 2017 H	0.2500	26,100 per 10,000 units	25,900 per 10,000 units	2017/10/30	200,000,000	2017/07/19
66726	Credit Suisse AG	HSI R Bear CBBC Nov 2017 V	0.2500	26,250 per 12,000 units	26,050 per 12,000 units	2017/11/29	200,000,000	2017/07/19
66727	Credit Suisse AG	HSI R Bear CBBC Nov 2017 W	0.2500	26,928 per 10,000 units	26,828 per 10,000 units	2017/11/29	200,000,000	2017/07/19
66759	Credit Suisse AG	HSI R Bear CBBC Dec 2017 L	0.2500	27,848 per 20,000 units	27,498 per 20,000 units	2017/12/28	1,000,000,000	2017/07/19
66752	Credit Suisse AG	ICBC R Bull CBBC Feb 2018 B	0.2500	4.9100	5.0100	2018/02/09	50,000,000	2017/07/19
66743	Credit Suisse AG	Tencent R Bull CBBC Mar 2018 M	0.2500	276.48 per 100 units	278.98 per 100 units	2018/03/08	50,000,000	2017/07/19
66679	The Bank of East Asia, Ltd.	AIA R Bull CBBC Jul 2018 A	0.2500	54.88 per 100 units	55.68 per 100 units	2018/07/06	40,000,000	2017/07/19
66677	The Bank of East Asia, Ltd.	HKEX R Bull CBBC Jul 2018 B	0.2500	199.28 per 100 units	201.28 per 100 units	2018/07/06	40,000,000	2017/07/19
66678	The Bank of East Asia, Ltd.	PICC P&C R Bull CBBC Jun 2018 B	0.2500	13.8800	14.2800	2018/06/20	40,000,000	2017/07/19
66668	The Bank of East Asia, Ltd.	Tencent R Bull CBBC Jul 2018 D	0.2500	277.88 per 100 units	280.08 per 100 units	2018/07/06	40,000,000	2017/07/19
66675	The Bank of East Asia, Ltd.	Tencent R Bull CBBC Jul 2018 E	0.2500	275.08 per 100 units	277.28 per 100 units	2018/07/06	40,000,000	2017/07/19
66637	Goldman Sachs Structured Products (Asia) Ltd.	HSI R Bull CBBC Sep 2018 J	0.2500	25,989 per 10,000 units	26,089 per 10,000 units	2018/09/27	200,000,000	2017/07/19
66647	Goldman Sachs Structured Products (Asia) Ltd.	HSI R Bull CBBC Sep 2018 K	0.2500	25,550 per 12,000 units	25,700 per 12,000 units	2018/09/27	200,000,000	2017/07/19
66529	Goldman Sachs Structured Products (Asia) Ltd.	HSI R Bear CBBC Nov 2017 F	0.2500	26,100 per 10,000 units	26,000 per 10,000 units	2017/11/29	200,000,000	2017/07/19
66566	Hongkong and Shanghai Banking Corporation Ltd., The	ABC R Bull CBBC Apr 2018 B	0.2500	3.4000	3.4800	2018/04/23	50,000,000	2017/07/19
66583	Hongkong and Shanghai Banking Corporation Ltd., The	ABC R Bull CBBC Aug 2018 C	0.2500	2.7000	2.7800	2018/08/27	50,000,000	2017/07/19
66557	Hongkong and Shanghai Banking Corporation Ltd., The	CC Bank R Bull CBBC Apr 2018 A	0.2500	5.8800	5.9800	2018/04/30	50,000,000	2017/07/19
66616	Hongkong and Shanghai Banking Corporation Ltd., The	HKEX R Bull CBBC Jul 2018 J	0.2500	199.88 per 100 units	201.88 per 100 units	2018/07/03	50,000,000	2017/07/19
66568	Hongkong and Shanghai Banking Corporation Ltd., The	HSI R Bull CBBC Mar 2018 E	0.2500	25,748 per 15,000 units	25,898 per 15,000 units	2018/03/28	100,000,000	2017/07/19
66585	Hongkong and Shanghai Banking Corporation Ltd., The	HSI R Bull CBBC Mar 2018 F	0.2500	25,848 per 15,000 units	25,998 per 15,000 units	2018/03/28	100,000,000	2017/07/19
66621	Hongkong and Shanghai Banking Corporation Ltd., The	HSI R Bull CBBC Mar 2018 G	0.2500	25,598 per 20,000 units	25,798 per 20,000 units	2018/03/28	150,000,000	2017/07/19
66604	Hongkong and Shanghai Banking Corporation Ltd., The	Tencent R Bull CBBC Apr 2018 V	0.2500	278.88 per 100 units	280.88 per 100 units	2018/04/23	50,000,000	2017/07/19
66591	Hongkong and Shanghai Banking Corporation Ltd., The	Tencent R Bull CBBC Jul 2018 I	0.2500	274.88 per 100 units	276.88 per 100 units	2018/07/09	50,000,000	2017/07/19
66599	Hongkong and Shanghai Banking Corporation Ltd., The	Tencent R Bull CBBC Jul 2018 K	0.2500	276.88 per 100 units	278.88 per 100 units	2018/07/03	50,000,000	2017/07/19
66863	J.P. Morgan Structured Products B.V.	BOCL R Bull CBBC Sep 2018 A	0.2500	3.5000	3.5800	2018/09/21	100,000,000	2017/07/19
66866	J.P. Morgan Structured Products B.V.	CC Bank R Bull CBBC Sep 2018 A	0.2500	6.0800	6.1800	2018/09/21	100,000,000	2017/07/19

Newly listed callable bull/bear contracts (continued)

Code	Issuer	Name of issue	Issue prices (HK\$)	Strike price (HKD)/Strike level per 10 units	Call price (HKD)/Call level per 10 units	Expiry date	No. of issue (units)	Listing date
66698	J.P. Morgan Structured Products B.V.	HSI R Bull CBBC Aug 2018 Y	0.2500	25,989 per 10,000 units	26,089 per 10,000 units	2018/08/30	200,000,000	2017/07/19
66702	J.P. Morgan Structured Products B.V.	HSI R Bull CBBC Sep 2018 Q	0.2500	25,858 per 10,000 units	25,958 per 10,000 units	2018/09/27	200,000,000	2017/07/19
66707	J.P. Morgan Structured Products B.V.	HSI R Bull CBBC Oct 2018 G	0.2500	25,658 per 10,000 units	25,758 per 10,000 units	2018/10/30	200,000,000	2017/07/19
66712	J.P. Morgan Structured Products B.V.	HSI R Bull CBBC Nov 2018 A	0.2500	25,458 per 10,000 units	25,558 per 10,000 units	2018/11/29	200,000,000	2017/07/19
66686	J.P. Morgan Structured Products B.V.	HSI R Bear CBBC Oct 2017 X	0.2500	26,048 per 10,000 units	25,948 per 10,000 units	2017/10/30	200,000,000	2017/07/19
66692	J.P. Morgan Structured Products B.V.	HSI R Bear CBBC Oct 2017 Y	0.2500	26,300 per 10,000 units	26,100 per 10,000 units	2017/10/30	200,000,000	2017/07/19
66883	J.P. Morgan Structured Products B.V.	HSI R Bear CBBC Jan 2018 M	0.2500	27,548 per 10,000 units	27,448 per 10,000 units	2018/01/30	200,000,000	2017/07/19
66865	J.P. Morgan Structured Products B.V.	ICBC R Bull CBBC Sep 2018 A	0.2500	4.8800	4.9800	2018/09/21	100,000,000	2017/07/19
66860	J.P. Morgan Structured Products B.V.	Ping An R Bull CBBC Jan 2018 B	0.2500	53.28 per 100 units	53.88 per 100 units	2018/01/19	100,000,000	2017/07/19
66694	J.P. Morgan Structured Products B.V.	Tencent R Bull CBBC Nov 2017 F	0.2500	279.88 per 100 units	281.88 per 100 units	2017/11/17	40,000,000	2017/07/19
66877	J.P. Morgan Structured Products B.V.	Tencent R Bull CBBC Nov 2017 K	0.2500	271.88 per 100 units	273.88 per 100 units	2017/11/17	40,000,000	2017/07/19
66884	Macquarie Bank Ltd.	China Life R Bull CBBC Feb 2018 A	0.2500	22.8800	23.3800	2018/02/28	40,000,000	2017/07/19
66885	Macquarie Bank Ltd.	China Life R Bull CBBC Feb 2018 B	0.3520	21.8800	22.3800	2018/02/28	29,000,000	2017/07/19
66894	Macquarie Bank Ltd.	HSI R Bull CBBC Jul 2018 D	0.2500	24,758 per 10,000 units	24,908 per 10,000 units	2018/07/30	40,000,000	2017/07/19
66901	Macquarie Bank Ltd.	HSI R Bull CBBC Jul 2018 E	0.2500	24,808 per 20,000 units	24,958 per 20,000 units	2018/07/30	40,000,000	2017/07/19
66904	Macquarie Bank Ltd.	HSI R Bull CBBC Jul 2018 F	0.2500	24,908 per 10,000 units	25,058 per 10,000 units	2018/07/30	40,000,000	2017/07/19
66893	Macquarie Bank Ltd.	HSI R Bear CBBC Jul 2018 E	0.2500	26,638 per 10,000 units	26,488 per 10,000 units	2018/07/30	40,000,000	2017/07/19
66659	SGA Societe Generale Acceptance N.V./SG Issuer	BOCL R Bull CBBC Aug 2018 A	0.2500	3.6000	3.6800	2018/08/30	40,000,000	2017/07/19
66630	SGA Societe Generale Acceptance N.V./SG Issuer	HSCEI R Bull CBBC Nov 2018 H	0.2500	10,108 per 10,000 units	10,208 per 10,000 units	2018/11/29	200,000,000	2017/07/19
66625	SGA Societe Generale Acceptance N.V./SG Issuer	HSCEI R Bear CBBC Mar 2018 B	0.2500	11,188 per 10,000 units	11,088 per 10,000 units	2018/03/28	200,000,000	2017/07/19
66804	SGA Societe Generale Acceptance N.V./SG Issuer	HSI R Bull CBBC Nov 2018 E	0.2500	25,508 per 10,000 units	25,608 per 10,000 units	2018/11/29	200,000,000	2017/07/19
66834	SGA Societe Generale Acceptance N.V./SG Issuer	HSI R Bull CBBC Nov 2018 J	0.2500	25,908 per 10,000 units	26,008 per 10,000 units	2018/11/29	200,000,000	2017/07/19
66837	SGA Societe Generale Acceptance N.V./SG Issuer	HSI R Bull CBBC Dec 2018 S	0.2500	25,658 per 12,000 units	25,758 per 12,000 units	2018/12/28	200,000,000	2017/07/19
66851	SGA Societe Generale Acceptance N.V./SG Issuer	HSI R Bull CBBC Dec 2018 T	0.2500	25,858 per 12,000 units	25,958 per 12,000 units	2018/12/28	200,000,000	2017/07/19
66793	SGA Societe Generale Acceptance N.V./SG Issuer	HSI R Bear CBBC Nov 2017 M	0.2500	26,188 per 10,000 units	26,088 per 10,000 units	2017/11/29	200,000,000	2017/07/19
66803	SGA Societe Generale Acceptance N.V./SG Issuer	HSI R Bear CBBC Nov 2017 N	0.2500	26,238 per 12,000 units	26,138 per 12,000 units	2017/11/29	200,000,000	2017/07/19
66665	SGA Societe Generale Acceptance N.V./SG Issuer	ICBC R Bull CBBC Aug 2018 A	0.2500	4.9800	5.0800	2018/08/30	40,000,000	2017/07/19
66667	SGA Societe Generale Acceptance N.V./SG Issuer	Tencent R Bull CBBC Dec 2017 H	0.2500	280.20 per 100 units	282.20 per 100 units	2017/12/08	100,000,000	2017/07/19
66788	UBS AG	HSI R Bull CBBC Jul 2018 D	0.2500	25,550 per 10,000 units	25,650 per 10,000 units	2018/07/30	200,000,000	2017/07/19
66781	UBS AG	HSI R Bull CBBC Aug 2018 A	0.2500	25,900 per 10,000 units	26,000 per 10,000 units	2018/08/30	200,000,000	2017/07/19
66783	UBS AG	HSI R Bull CBBC Aug 2018 B	0.2500	25,600 per 12,000 units	25,800 per 12,000 units	2018/08/30	250,000,000	2017/07/19
66777	UBS AG	HSI R Bull CBBC Sep 2018 Y	0.2500	25,889 per 12,000 units	26,089 per 12,000 units	2018/09/27	250,000,000	2017/07/19
66763	UBS AG	HSI R Bear CBBC Oct 2017 C	0.2500	27,600 per 12,000 units	27,400 per 12,000 units	2017/10/30	250,000,000	2017/07/19
66760	UBS AG	HSI R Bear CBBC Oct 2017 Y	0.2500	26,100 per 12,000 units	25,900 per 12,000 units	2017/10/30	250,000,000	2017/07/19
66761	UBS AG	HSI R Bear CBBC Oct 2017 Z	0.2500	26,100 per 10,000 units	26,000 per 10,000 units	2017/10/30	200,000,000	2017/07/19
66765	UBS AG	HSI R Bear CBBC Nov 2017 A	0.2600	29,200 per 12,000 units	29,000 per 12,000 units	2017/11/29	250,000,000	2017/07/19
66769	UBS AG	HSI R Bear CBBC Nov 2017 B	0.3050	29,700 per 12,000 units	29,500 per 12,000 units	2017/11/29	250,000,000	2017/07/19
66791	UBS AG	Tencent R Bull CBBC Mar 2018 C	0.2500	279.50 per 100 units	282 per 100 units	2018/03/05	50,000,000	2017/07/19
66924	BNP Paribas Issuance B.V.	HSCEI R Bear CBBC Feb 2018 N	0.2500	10,700 per 10,000 units	10,600 per 10,000 units	2018/02/27	100,000,000	2017/07/20
66957	BNP Paribas Issuance B.V.	HSI R Bull CBBC Sep 2018 J	0.2500	25,900 per 10,000 units	26,100 per 10,000 units	2018/09/27	250,000,000	2017/07/20
66960	BNP Paribas Issuance B.V.	HSI R Bull CBBC Sep 2018 K	0.2500	26,000 per 10,000 units	26,200 per 10,000 units	2018/09/27	250,000,000	2017/07/20
66961	BNP Paribas Issuance B.V.	HSI R Bull CBBC Sep 2018 L	0.2500	26,100 per 10,000 units	26,300 per 10,000 units	2018/09/27	250,000,000	2017/07/20
66941	BNP Paribas Issuance B.V.	HSI R Bear CBBC Feb 2018 A	0.2500	28,000 per 10,000 units	27,800 per 10,000 units	2018/02/27	250,000,000	2017/07/20

Newly listed callable bull/bear contracts (continued)

Code	Issuer	Name of issue	Issue prices (HK\$)	Strike price (HKD)/Strike level per 10 units	Call price (HKD)/Call level per 10 units	Expiry date	No. of issue (units)	Listing date
66943	BNP Paribas Issuance B.V.	HSI R Bear CBBC Feb 2018 F	0.2500	28,100 per 10,000 units	27,900 per 10,000 units	2018/02/27	250,000,000	2017/07/20
66905	BNP Paribas Issuance B.V.	HSI R Bear CBBC Feb 2018 L	0.2500	26,400 per 10,000 units	26,200 per 10,000 units	2018/02/27	250,000,000	2017/07/20
66947	BNP Paribas Issuance B.V.	HSI R Bear CBBC Feb 2018 M	0.2500	28,200 per 10,000 units	28,000 per 10,000 units	2018/02/27	250,000,000	2017/07/20
66907	BNP Paribas Issuance B.V.	HSI R Bear CBBC Feb 2018 R	0.2500	26,500 per 10,000 units	26,300 per 10,000 units	2018/02/27	250,000,000	2017/07/20
67200	Credit Suisse AG	China Mobile R Bear CBBC Jan 2018 A	0.2500	86.08 per 100 units	84.88 per 100 units	2018/01/19	100,000,000	2017/07/20
67203	Credit Suisse AG	China Mobile R Bear CBBC Jan 2018 B	0.2500	92.58 per 100 units	91.38 per 100 units	2018/01/25	100,000,000	2017/07/20
67219	Credit Suisse AG	CCB R Bear CBBC Feb 2018 A	0.2500	6.7600	6.6600	2018/02/02	50,000,000	2017/07/20
67222	Credit Suisse AG	CCB R Bear CBBC Feb 2018 B	0.2500	7.0600	6.9600	2018/02/09	50,000,000	2017/07/20
67162	Credit Suisse AG	HKEX R Bull CBBC Mar 2018 B	0.2500	198.98 per 100 units	200.98 per 100 units	2018/03/16	50,000,000	2017/07/20
67184	Credit Suisse AG	HKEX R Bull CBBC Mar 2018 C	0.2500	203.08 per 100 units	205.08 per 100 units	2018/03/22	50,000,000	2017/07/20
67189	Credit Suisse AG	HKEX R Bear CBBC Feb 2018 A	0.2500	222.68 per 100 units	220.68 per 100 units	2018/02/23	50,000,000	2017/07/20
67154	Credit Suisse AG	HSBC R Bear CBBC Jan 2018 C	0.2500	79.78 per 100 units	78.28 per 100 units	2018/01/25	80,000,000	2017/07/20
67160	Credit Suisse AG	HSBC R Bear CBBC Jan 2018 D	0.2500	88.48 per 100 units	86.98 per 100 units	2018/01/26	80,000,000	2017/07/20
67303	Credit Suisse AG	HSCEI R Bear CBBC Nov 2017 A	0.2500	11,658 per 10,000 units	11,558 per 10,000 units	2017/11/29	150,000,000	2017/07/20
67233	Credit Suisse AG	HSI R Bull CBBC Mar 2018 J	0.2500	26,146 per 12,000 units	26,346 per 12,000 units	2018/03/28	200,000,000	2017/07/20
67128	Credit Suisse AG	HSI R Bull CBBC Sep 2018 M	0.2500	25,600 per 10,000 units	25,800 per 10,000 units	2018/09/27	200,000,000	2017/07/20
67133	Credit Suisse AG	HSI R Bull CBBC Sep 2018 N	0.2500	25,800 per 10,000 units	26,000 per 10,000 units	2018/09/27	200,000,000	2017/07/20
67135	Credit Suisse AG	HSI R Bull CBBC Sep 2018 O	0.2500	26,000 per 10,000 units	26,200 per 10,000 units	2018/09/27	200,000,000	2017/07/20
67117	Credit Suisse AG	HSI R Bear CBBC Oct 2017 D	0.2500	26,500 per 10,000 units	26,300 per 10,000 units	2017/10/30	200,000,000	2017/07/20
67115	Credit Suisse AG	HSI R Bear CBBC Nov 2017 X	0.2500	26,350 per 12,000 units	26,150 per 12,000 units	2017/11/29	200,000,000	2017/07/20
67268	Credit Suisse AG	HSI R Bear CBBC Nov 2017 Y	0.2500	28,100 per 10,000 units	27,900 per 10,000 units	2017/11/29	200,000,000	2017/07/20
67244	Credit Suisse AG	HSI R Bear CBBC Dec 2017 M	0.2500	27,000 per 10,000 units	26,800 per 10,000 units	2017/12/28	200,000,000	2017/07/20
67254	Credit Suisse AG	HSI R Bear CBBC Dec 2017 N	0.2500	27,650 per 12,000 units	27,450 per 12,000 units	2017/12/28	200,000,000	2017/07/20
67256	Credit Suisse AG	HSI R Bear CBBC Dec 2017 O	0.2500	27,850 per 12,000 units	27,650 per 12,000 units	2017/12/28	200,000,000	2017/07/20
67270	Credit Suisse AG	HSI R Bear CBBC Dec 2017 P	0.2500	28,300 per 10,000 units	28,100 per 10,000 units	2017/12/28	200,000,000	2017/07/20
67279	Credit Suisse AG	HSI R Bear CBBC Dec 2017 Q	0.2500	28,500 per 10,000 units	28,300 per 10,000 units	2017/12/28	200,000,000	2017/07/20
67283	Credit Suisse AG	HSI R Bear CBBC Dec 2017 R	0.2900	29,000 per 10,000 units	28,800 per 10,000 units	2017/12/28	200,000,000	2017/07/20
67295	Credit Suisse AG	HSI R Bear CBBC Dec 2017 S	0.2500	27,228 per 10,000 units	27,128 per 10,000 units	2017/12/28	200,000,000	2017/07/20
67138	Credit Suisse AG	Tencent R Bear CBBC Jan 2018 F	0.2700	309.08 per 100 units	306.28 per 100 units	2018/01/26	80,000,000	2017/07/20
67144	Credit Suisse AG	Tencent R Bear CBBC Feb 2018 E	0.4000	322.78 per 100 units	319.98 per 100 units	2018/02/02	80,000,000	2017/07/20
67113	Goldman Sachs Structured Products (Asia) Ltd.	HSI R Bull CBBC Sep 2018 L	0.2500	26,246 per 10,000 units	26,346 per 10,000 units	2018/09/27	200,000,000	2017/07/20
67114	Goldman Sachs Structured Products (Asia) Ltd.	HSI R Bull CBBC Sep 2018 M	0.2500	25,900 per 10,000 units	26,000 per 10,000 units	2018/09/27	200,000,000	2017/07/20
67107	Goldman Sachs Structured Products (Asia) Ltd.	HSI R Bear CBBC Oct 2017 J	0.2500	26,150 per 10,000 units	26,050 per 10,000 units	2017/10/30	200,000,000	2017/07/20
67108	Goldman Sachs Structured Products (Asia) Ltd.	HSI R Bear CBBC Oct 2017 K	0.2500	26,300 per 10,000 units	26,200 per 10,000 units	2017/10/30	200,000,000	2017/07/20
67039	Hongkong and Shanghai Banking Corporation Ltd., The	CUni R Bull CBBC Jul 2018 B	0.2500	10.0800	10.3800	2018/07/16	40,000,000	2017/07/20
66995	Hongkong and Shanghai Banking Corporation Ltd., The	CSOP A50 ETF R Bull CBBC Mar 2018 C	0.2500	12.9600	13.0600	2018/03/12	50,000,000	2017/07/20
67041	Hongkong and Shanghai Banking Corporation Ltd., The	HKEX R Bull CBBC Jul 2018 K	0.2500	202.88 per 100 units	204.88 per 100 units	2018/07/09	50,000,000	2017/07/20
66987	Hongkong and Shanghai Banking Corporation Ltd., The	HSCEI R Bull CBBC Apr 2018 C	0.2500	10,338 per 10,000 units	10,438 per 10,000 units	2018/04/27	60,000,000	2017/07/20
66997	Hongkong and Shanghai Banking Corporation Ltd., The	HSI R Bull CBBC Apr 2018 L	0.2500	25,948 per 15,000 units	26,098 per 15,000 units	2018/04/27	100,000,000	2017/07/20
67006	Hongkong and Shanghai Banking Corporation Ltd., The	HSI R Bull CBBC Apr 2018 M	0.2500	26,048 per 15,000 units	26,198 per 15,000 units	2018/04/27	100,000,000	2017/07/20
67016	Hongkong and Shanghai Banking Corporation Ltd., The	HSI R Bull CBBC Apr 2018 N	0.2500	26,148 per 15,000 units	26,298 per 15,000 units	2018/04/27	100,000,000	2017/07/20
66967	Hongkong and Shanghai Banking Corporation Ltd., The	HSI R Bear CBBC Jul 2018 F	0.2500	28,038 per 15,000 units	27,888 per 15,000 units	2018/07/30	100,000,000	2017/07/20
66970	Hongkong and Shanghai Banking Corporation Ltd., The	HSI R Bear CBBC Jul 2018 G	0.2500	28,138 per 15,000 units	27,988 per 15,000 units	2018/07/30	100,000,000	2017/07/20

Newly listed callable bull/bear contracts (continued)

Code	Issuer	Name of issue	Issue prices (HK\$)	Strike price (HKD)/Strike level per 10 units	Call price (HKD)/Call level per 10 units	Expiry date	No. of issue (units)	Listing date
66971	Hongkong and Shanghai Banking Corporation Ltd., The	HSI R Bear CBBC Jul 2018 H	0.2500	28,238 per 15,000 units	28,088 per 15,000 units	2018/07/30	100,000,000	2017/07/20
66973	Hongkong and Shanghai Banking Corporation Ltd., The	HSI R Bear CBBC Oct 2018 A	0.2500	29,138 per 20,000 units	28,938 per 20,000 units	2018/10/30	150,000,000	2017/07/20
66985	Hongkong and Shanghai Banking Corporation Ltd., The	HSI R Bear CBBC Oct 2018 B	0.2500	29,638 per 20,000 units	29,438 per 20,000 units	2018/10/30	150,000,000	2017/07/20
67018	Hongkong and Shanghai Banking Corporation Ltd., The	Sands China R Bull CBBC Apr 2018 C	0.2500	33.58 per 100 units	34.38 per 100 units	2018/04/30	80,000,000	2017/07/20
67027	Hongkong and Shanghai Banking Corporation Ltd., The	Tencent R Bull CBBC Mar 2018 T	0.2500	280.88 per 100 units	282.88 per 100 units	2018/03/19	50,000,000	2017/07/20
67031	Hongkong and Shanghai Banking Corporation Ltd., The	Tencent R Bull CBBC Mar 2018 U	0.2500	282.88 per 100 units	284.88 per 100 units	2018/03/12	50,000,000	2017/07/20
67603	J.P. Morgan Structured Products B.V.	HKEX R Bull CBBC Nov 2017 Q	0.2500	205.88 per 100 units	207.88 per 100 units	2017/11/17	40,000,000	2017/07/20
67553	J.P. Morgan Structured Products B.V.	HKEX R Bull CBBC Dec 2017 O	0.2500	197.88 per 100 units	199.88 per 100 units	2017/12/15	40,000,000	2017/07/20
67584	J.P. Morgan Structured Products B.V.	HSI R Bull CBBC Aug 2018 G	0.2500	26,000 per 10,000 units	26,200 per 10,000 units	2018/08/30	200,000,000	2017/07/20
67581	J.P. Morgan Structured Products B.V.	HSI R Bull CBBC Aug 2018 X	0.2500	26,246 per 10,000 units	26,346 per 10,000 units	2018/08/30	200,000,000	2017/07/20
67593	J.P. Morgan Structured Products B.V.	HSI R Bull CBBC Sep 2018 R	0.2500	25,800 per 10,000 units	26,000 per 10,000 units	2018/09/27	200,000,000	2017/07/20
67596	J.P. Morgan Structured Products B.V.	HSI R Bull CBBC Sep 2018 S	0.2500	25,600 per 10,000 units	25,800 per 10,000 units	2018/09/27	200,000,000	2017/07/20
67599	J.P. Morgan Structured Products B.V.	HSI R Bull CBBC Oct 2018 H	0.2500	25,558 per 10,000 units	25,658 per 10,000 units	2018/10/30	200,000,000	2017/07/20
67535	J.P. Morgan Structured Products B.V.	HSI R Bear CBBC Oct 2017 A	0.2500	26,348 per 10,000 units	26,248 per 10,000 units	2017/10/30	200,000,000	2017/07/20
67557	J.P. Morgan Structured Products B.V.	HSI R Bear CBBC Oct 2017 E	0.2500	27,648 per 10,000 units	27,548 per 10,000 units	2017/10/30	200,000,000	2017/07/20
67569	J.P. Morgan Structured Products B.V.	HSI R Bear CBBC Oct 2017 F	0.2500	27,900 per 10,000 units	27,700 per 10,000 units	2017/10/30	200,000,000	2017/07/20
67571	J.P. Morgan Structured Products B.V.	HSI R Bear CBBC Oct 2017 G	0.2500	27,948 per 10,000 units	27,848 per 10,000 units	2017/10/30	200,000,000	2017/07/20
67577	J.P. Morgan Structured Products B.V.	HSI R Bear CBBC Oct 2017 H	0.2600	28,848 per 10,000 units	28,748 per 10,000 units	2017/10/30	200,000,000	2017/07/20
67523	J.P. Morgan Structured Products B.V.	HSI R Bear CBBC Oct 2017 Z	0.2500	26,148 per 10,000 units	26,048 per 10,000 units	2017/10/30	200,000,000	2017/07/20
67600	J.P. Morgan Structured Products B.V.	Tencent R Bull CBBC Dec 2017 W	0.2500	276.88 per 100 units	278.88 per 100 units	2017/12/15	40,000,000	2017/07/20
67539	J.P. Morgan Structured Products B.V.	Tencent R Bull CBBC Jan 2018 F	0.2500	282.88 per 100 units	284.88 per 100 units	2018/01/19	40,000,000	2017/07/20
67601	J.P. Morgan Structured Products B.V.	Tencent R Bear CBBC Aug 2018 A	0.2900	312.88 per 100 units	310.08 per 100 units	2018/08/17	40,000,000	2017/07/20
67042	Macquarie Bank Ltd.	China Life R Bear CBBC Feb 2018 A	0.2500	26.8800	26.3800	2018/02/28	40,000,000	2017/07/20
67047	Macquarie Bank Ltd.	China Life R Bear CBBC Feb 2018 B	0.3540	27.8800	27.3800	2018/02/28	29,000,000	2017/07/20
67078	Macquarie Bank Ltd.	HSI R Bull CBBC Jul 2018 G	0.2500	25,158 per 20,000 units	25,308 per 20,000 units	2018/07/30	40,000,000	2017/07/20
67091	Macquarie Bank Ltd.	HSI R Bull CBBC Jul 2018 H	0.2500	25,058 per 20,000 units	25,208 per 20,000 units	2018/07/30	40,000,000	2017/07/20
67080	Macquarie Bank Ltd.	HSI R Bear CBBC Jul 2018 F	0.2500	26,883 per 15,000 units	26,733 per 15,000 units	2018/07/30	40,000,000	2017/07/20
67081	Macquarie Bank Ltd.	HSI R Bear CBBC Jul 2018 G	0.2500	26,783 per 15,000 units	26,633 per 15,000 units	2018/07/30	40,000,000	2017/07/20
67088	Macquarie Bank Ltd.	HSI R Bear CBBC Jul 2018 H	0.2500	26,950 per 20,000 units	26,800 per 20,000 units	2018/07/30	40,000,000	2017/07/20
67090	Macquarie Bank Ltd.	HSI R Bear CBBC Jul 2018 I	0.2500	26,938 per 10,000 units	26,788 per 10,000 units	2018/07/30	40,000,000	2017/07/20
67057	Macquarie Bank Ltd.	Tencent R Bull CBBC Feb 2018 E	0.2860	272.88 per 100 units	274.88 per 100 units	2018/02/28	35,000,000	2017/07/20
67051	Macquarie Bank Ltd.	Tencent R Bear CBBC Feb 2018 A	0.3350	302.88 per 100 units	300.18 per 100 units	2018/02/28	30,000,000	2017/07/20
67498	SGA Societe Generale Acceptance N.V./SG Issuer	CMob R Bull CBBC Apr 2018 A	0.2500	79.80 per 100 units	81 per 100 units	2018/04/27	100,000,000	2017/07/20
67471	SGA Societe Generale Acceptance N.V./SG Issuer	CCB R Bull CBBC Jul 2018 A	0.2500	6.3000	6.3800	2018/07/30	40,000,000	2017/07/20
67497	SGA Societe Generale Acceptance N.V./SG Issuer	China Life R Bull CBBC Mar 2018 B	0.2500	23.7000	24.1000	2018/03/16	40,000,000	2017/07/20
67503	SGA Societe Generale Acceptance N.V./SG Issuer	Galaxy R Bull CBBC Jun 2018 D	0.2500	45.40 per 100 units	45.80 per 100 units	2018/06/15	100,000,000	2017/07/20
67071	SGA Societe Generale Acceptance N.V./SG Issuer	HKEX R Bull CBBC Feb 2018 E	0.2500	205 per 100 units	207 per 100 units	2018/02/09	100,000,000	2017/07/20
67075	SGA Societe Generale Acceptance N.V./SG Issuer	HKEX R Bull CBBC Jun 2018 A	0.2500	202 per 100 units	204 per 100 units	2018/06/22	100,000,000	2017/07/20
67074	SGA Societe Generale Acceptance N.V./SG Issuer	HKEX R Bear CBBC Jun 2018 B	0.2550	232 per 100 units	230 per 100 units	2018/06/15	100,000,000	2017/07/20
67407	SGA Societe Generale Acceptance N.V./SG Issuer	HSI R Bull CBBC Oct 2018 R	0.2500	26,008 per 10,000 units	26,108 per 10,000 units	2018/10/30	200,000,000	2017/07/20
67412	SGA Societe Generale Acceptance N.V./SG Issuer	HSI R Bull CBBC Oct 2018 S	0.2500	26,208 per 10,000 units	26,308 per 10,000 units	2018/10/30	200,000,000	2017/07/20
67413	SGA Societe Generale Acceptance N.V./SG Issuer	HSI R Bull CBBC Nov 2018 K	0.2500	25,608 per 10,000 units	25,708 per 10,000 units	2018/11/29	200,000,000	2017/07/20
67416	SGA Societe Generale Acceptance N.V./SG Issuer	HSI R Bull CBBC Nov 2018 L	0.2500	25,808 per 10,000 units	25,908 per 10,000 units	2018/11/29	200,000,000	2017/07/20

Newly listed callable bull/bear contracts (continued)

Code	Issuer	Name of issue	Issue prices (HK\$)	Strike price (HKD)/Strike level per 10 units	Call price (HKD)/Call level per 10 units	Expiry date	No. of issue (units)	Listing date
67464	SGA Societe Generale Acceptance N.V./SG Issuer	HSI R Bull CBBC Nov 2018 M	0.2500	26,158 per 12,000 units	26,258 per 12,000 units	2018/11/29	200,000,000	2017/07/20
67469	SGA Societe Generale Acceptance N.V./SG Issuer	HSI R Bull CBBC Dec 2018 U	0.2500	25,458 per 12,000 units	25,558 per 12,000 units	2018/12/28	200,000,000	2017/07/20
67383	SGA Societe Generale Acceptance N.V./SG Issuer	HSI R Bear CBBC Oct 2017 B	0.2500	26,488 per 12,000 units	26,388 per 12,000 units	2017/10/30	200,000,000	2017/07/20
67384	SGA Societe Generale Acceptance N.V./SG Issuer	HSI R Bear CBBC Nov 2017 O	0.2500	26,638 per 10,000 units	26,438 per 10,000 units	2017/11/29	200,000,000	2017/07/20
67389	SGA Societe Generale Acceptance N.V./SG Issuer	HSI R Bear CBBC Nov 2017 P	0.2500	27,488 per 10,000 units	27,388 per 10,000 units	2017/11/29	200,000,000	2017/07/20
67393	SGA Societe Generale Acceptance N.V./SG Issuer	HSI R Bear CBBC Nov 2017 Q	0.2500	27,588 per 10,000 units	27,488 per 10,000 units	2017/11/29	200,000,000	2017/07/20
67394	SGA Societe Generale Acceptance N.V./SG Issuer	HSI R Bear CBBC Nov 2017 R	0.2500	27,688 per 10,000 units	27,588 per 10,000 units	2017/11/29	200,000,000	2017/07/20
67405	SGA Societe Generale Acceptance N.V./SG Issuer	HSI R Bear CBBC Dec 2017 G	0.2500	28,188 per 10,000 units	28,088 per 10,000 units	2017/12/28	200,000,000	2017/07/20
67406	SGA Societe Generale Acceptance N.V./SG Issuer	HSI R Bear CBBC Dec 2017 H	0.2950	29,188 per 10,000 units	28,988 per 10,000 units	2017/12/28	200,000,000	2017/07/20
67516	SGA Societe Generale Acceptance N.V./SG Issuer	Ping An R Bull CBBC Mar 2018 D	0.2500	55.50 per 100 units	56.10 per 100 units	2018/03/16	100,000,000	2017/07/20
67504	SGA Societe Generale Acceptance N.V./SG Issuer	Ping An R Bear CBBC Jun 2018 A	0.2500	69.40 per 100 units	68.80 per 100 units	2018/06/08	100,000,000	2017/07/20
67505	SGA Societe Generale Acceptance N.V./SG Issuer	Tencent R Bull CBBC Feb 2018 L	0.2500	282 per 100 units	284 per 100 units	2018/02/23	100,000,000	2017/07/20
67514	SGA Societe Generale Acceptance N.V./SG Issuer	Tencent R Bull CBBC Jul 2018 B	0.2500	278 per 100 units	280 per 100 units	2018/07/30	100,000,000	2017/07/20
67344	UBS AG	BOCL R Bull CBBC Aug 2018 A	0.2500	3.5200	3.6000	2018/08/27	60,000,000	2017/07/20
67340	UBS AG	CC Bank R Bull CBBC Jul 2018 A	0.2500	6.0000	6.1000	2018/07/23	60,000,000	2017/07/20
67358	UBS AG	China Life R Bull CBBC Aug 2018 A	0.2500	23.0800	23.4800	2018/08/13	40,000,000	2017/07/20
67368	UBS AG	HSI R Bull CBBC Aug 2018 C	0.2500	26,050 per 10,000 units	26,150 per 10,000 units	2018/08/30	200,000,000	2017/07/20
67375	UBS AG	HSI R Bull CBBC Oct 2018 A	0.2500	25,650 per 10,000 units	25,750 per 10,000 units	2018/10/30	200,000,000	2017/07/20
67379	UBS AG	HSI R Bull CBBC Oct 2018 B	0.2500	26,246 per 10,000 units	26,346 per 10,000 units	2018/10/30	200,000,000	2017/07/20
67373	UBS AG	HSI R Bull CBBC Nov 2018 A	0.2500	25,750 per 12,000 units	25,950 per 12,000 units	2018/11/29	250,000,000	2017/07/20
67305	UBS AG	HSI R Bear CBBC Oct 2017 D	0.2500	26,250 per 12,000 units	26,050 per 12,000 units	2017/10/30	250,000,000	2017/07/20
67311	UBS AG	HSI R Bear CBBC Oct 2017 E	0.2500	26,400 per 10,000 units	26,300 per 10,000 units	2017/10/30	200,000,000	2017/07/20
67317	UBS AG	HSI R Bear CBBC Oct 2017 F	0.2500	27,700 per 10,000 units	27,600 per 10,000 units	2017/10/30	200,000,000	2017/07/20
67324	UBS AG	HSI R Bear CBBC Oct 2017 G	0.2500	27,850 per 10,000 units	27,750 per 10,000 units	2017/10/30	200,000,000	2017/07/20
67325	UBS AG	HSI R Bear CBBC Oct 2017 H	0.2500	28,400 per 10,000 units	28,300 per 10,000 units	2017/10/30	200,000,000	2017/07/20
67328	UBS AG	HSI R Bear CBBC Oct 2017 J	0.2500	29,000 per 12,000 units	28,800 per 12,000 units	2017/10/30	250,000,000	2017/07/20
67306	UBS AG	HSI R Bear CBBC Oct 2017 K	0.2500	26,250 per 10,000 units	26,150 per 10,000 units	2017/10/30	200,000,000	2017/07/20
67341	UBS AG	ICBC R Bull CBBC Aug 2018 A	0.2500	4.8900	4.9900	2018/08/20	60,000,000	2017/07/20
67335	UBS AG	Tencent R Bull CBBC Dec 2017 M	0.2500	282.98 per 100 units	284.98 per 100 units	2017/12/18	40,000,000	2017/07/20
67609	BNP Paribas Issuance B.V.	HSI R Bear CBBC Feb 2018 U	0.2500	26,600 per 10,000 units	26,400 per 10,000 units	2018/02/27	250,000,000	2017/07/21
67799	Credit Suisse AG	AIA R Bear CBBC Jan 2018 A	0.2500	66.98 per 100 units	66.38 per 100 units	2018/01/26	50,000,000	2017/07/21
67771	Credit Suisse AG	HSI R Bull CBBC Mar 2018 L	0.2500	26,050 per 12,000 units	26,250 per 12,000 units	2018/03/28	200,000,000	2017/07/21
67772	Credit Suisse AG	HSI R Bull CBBC Mar 2018 M	0.2500	25,938 per 12,000 units	26,138 per 12,000 units	2018/03/28	200,000,000	2017/07/21
67776	Credit Suisse AG	HSI R Bull CBBC Mar 2018 N	0.2500	25,450 per 12,000 units	25,650 per 12,000 units	2018/03/28	200,000,000	2017/07/21
67805	Credit Suisse AG	HSI R Bull CBBC Sep 2018 P	0.2500	26,189 per 10,000 units	26,389 per 10,000 units	2018/09/27	200,000,000	2017/07/21
67779	Credit Suisse AG	HSI R Bear CBBC Oct 2017 G	0.2500	28,050 per 12,000 units	27,850 per 12,000 units	2017/10/30	200,000,000	2017/07/21
67807	Credit Suisse AG	HSI R Bear CBBC Oct 2017 I	0.2500	28,150 per 12,000 units	27,950 per 12,000 units	2017/10/30	200,000,000	2017/07/21
67769	Credit Suisse AG	HSI R Bear CBBC Nov 2017 Z	0.2500	26,550 per 12,000 units	26,350 per 12,000 units	2017/11/29	200,000,000	2017/07/21
67780	Credit Suisse AG	HSI R Bear CBBC Dec 2017 T	0.2500	28,400 per 10,000 units	28,200 per 10,000 units	2017/12/28	200,000,000	2017/07/21
67785	Credit Suisse AG	HSI R Bear CBBC Dec 2017 U	0.2500	28,600 per 10,000 units	28,400 per 10,000 units	2017/12/28	200,000,000	2017/07/21
67808	Credit Suisse AG	Ping An R Bull CBBC Mar 2018 C	0.2500	56.38 per 100 units	56.98 per 100 units	2018/03/08	50,000,000	2017/07/21
67804	Credit Suisse AG	Ping An R Bear CBBC Mar 2018 B	0.2500	65.98 per 100 units	65.38 per 100 units	2018/03/01	80,000,000	2017/07/21
67905	Goldman Sachs Structured Products (Asia) Ltd.	HSI R Bull CBBC Oct 2018 I	0.2500	26,289 per 10,000 units	26,389 per 10,000 units	2018/10/30	200,000,000	2017/07/21

Newly listed callable bull/bear contracts (continued)

Code	Issuer	Name of issue	Issue prices (HK\$)	Strike price (HKD)/Strike level per 10 units	Call price (HKD)/Call level per 10 units	Expiry date	No. of issue (units)	Listing date
67909	Goldman Sachs Structured Products (Asia) Ltd.	HSI R Bull CBBC Oct 2018 J	0.2500	26,050 per 12,000 units	26,200 per 12,000 units	2018/10/30	200,000,000	2017/07/21
67912	Goldman Sachs Structured Products (Asia) Ltd.	HSI R Bull CBBC Oct 2018 K	0.2500	25,700 per 10,000 units	25,800 per 10,000 units	2018/10/30	200,000,000	2017/07/21
67690	Goldman Sachs Structured Products (Asia) Ltd.	HSI R Bear CBBC Oct 2017 L	0.2500	26,500 per 10,000 units	26,400 per 10,000 units	2017/10/30	200,000,000	2017/07/21
67691	Goldman Sachs Structured Products (Asia) Ltd.	HSI R Bear CBBC Nov 2017 G	0.2500	26,950 per 10,000 units	26,850 per 10,000 units	2017/11/29	200,000,000	2017/07/21
67692	Goldman Sachs Structured Products (Asia) Ltd.	HSI R Bear CBBC Nov 2017 H	0.2500	27,250 per 10,000 units	27,150 per 10,000 units	2017/11/29	200,000,000	2017/07/21
67694	Goldman Sachs Structured Products (Asia) Ltd.	HSI R Bear CBBC Nov 2017 I	0.2500	27,600 per 10,000 units	27,500 per 10,000 units	2017/11/29	200,000,000	2017/07/21
67700	Goldman Sachs Structured Products (Asia) Ltd.	HSI R Bear CBBC Nov 2017 J	0.2500	27,800 per 10,000 units	27,700 per 10,000 units	2017/11/29	200,000,000	2017/07/21
67670	Hongkong and Shanghai Banking Corporation Ltd., The	Sinopec Corp R Bull CBBC Mar 2018 B	0.2500	5.6300	5.7800	2018/03/26	50,000,000	2017/07/21
67669	Hongkong and Shanghai Banking Corporation Ltd., The	HKEX R Bull CBBC Jun 2018 C	0.2500	205.88 per 100 units	207.88 per 100 units	2018/06/25	50,000,000	2017/07/21
67652	Hongkong and Shanghai Banking Corporation Ltd., The	HSI R Bear CBBC Mar 2018 N	0.2500	26,738 per 15,000 units	26,588 per 15,000 units	2018/03/28	100,000,000	2017/07/21
67665	Hongkong and Shanghai Banking Corporation Ltd., The	HSI R Bear CBBC Jul 2018 I	0.2500	28,338 per 15,000 units	28,188 per 15,000 units	2018/07/30	100,000,000	2017/07/21
67812	J.P. Morgan Structured Products B.V.	HKEX R Bull CBBC Dec 2017 P	0.2500	203.88 per 100 units	205.88 per 100 units	2017/12/15	40,000,000	2017/07/21
67809	J.P. Morgan Structured Products B.V.	HSI R Bull CBBC Sep 2018 T	0.2500	26,100 per 10,000 units	26,300 per 10,000 units	2018/09/27	200,000,000	2017/07/21
67852	J.P. Morgan Structured Products B.V.	HSI R Bull CBBC Sep 2018 U	0.2500	26,289 per 10,000 units	26,389 per 10,000 units	2018/09/27	200,000,000	2017/07/21
67853	J.P. Morgan Structured Products B.V.	HSI R Bull CBBC Oct 2018 I	0.2500	26,058 per 10,000 units	26,158 per 10,000 units	2018/10/30	200,000,000	2017/07/21
67854	J.P. Morgan Structured Products B.V.	HSI R Bull CBBC Nov 2018 B	0.2500	25,700 per 10,000 units	25,900 per 10,000 units	2018/11/29	200,000,000	2017/07/21
67810	J.P. Morgan Structured Products B.V.	HSI R Bear CBBC Oct 2017 I	0.2500	26,448 per 10,000 units	26,348 per 10,000 units	2017/10/30	200,000,000	2017/07/21
67860	J.P. Morgan Structured Products B.V.	HSI R Bear CBBC Dec 2017 G	0.2500	27,748 per 10,000 units	27,648 per 10,000 units	2017/12/28	200,000,000	2017/07/21
67863	J.P. Morgan Structured Products B.V.	HSI R Bear CBBC Jan 2018 N	0.2500	28,100 per 10,000 units	27,900 per 10,000 units	2018/01/30	200,000,000	2017/07/21
67872	J.P. Morgan Structured Products B.V.	HSI R Bear CBBC Jan 2018 O	0.3000	29,200 per 10,000 units	29,000 per 10,000 units	2018/01/30	200,000,000	2017/07/21
67851	J.P. Morgan Structured Products B.V.	Ping An R Bull CBBC Feb 2018 D	0.2500	56.28 per 100 units	56.88 per 100 units	2018/02/15	100,000,000	2017/07/21
67756	Macquarie Bank Ltd.	HKEX R Bull CBBC Mar 2018 A	0.2560	206.50 per 100 units	208.50 per 100 units	2018/03/27	40,000,000	2017/07/21
67759	Macquarie Bank Ltd.	HKEX R Bull CBBC Mar 2018 B	0.3030	198.50 per 100 units	200.50 per 100 units	2018/03/27	40,000,000	2017/07/21
67758	Macquarie Bank Ltd.	HKEX R Bull CBBC Jun 2018 A	0.3520	202.50 per 100 units	204.50 per 100 units	2018/06/27	29,000,000	2017/07/21
67761	Macquarie Bank Ltd.	HKEX R Bull CBBC Jun 2018 B	0.4040	194.50 per 100 units	196.50 per 100 units	2018/06/27	25,000,000	2017/07/21
67767	Macquarie Bank Ltd.	HKEX R Bear CBBC Mar 2018 A	0.3270	219.50 per 100 units	217.50 per 100 units	2018/03/27	31,000,000	2017/07/21
67754	Macquarie Bank Ltd.	HKEX R Bear CBBC Jun 2018 A	0.5010	227.50 per 100 units	225.50 per 100 units	2018/06/27	25,000,000	2017/07/21
67702	Macquarie Bank Ltd.	Tencent R Bull CBBC Feb 2018 F	0.2500	277.88 per 100 units	279.88 per 100 units	2018/02/28	40,000,000	2017/07/21
67610	SGA Societe Generale Acceptance N.V./SG Issuer	COVS R Bull CBBC May 2018 A	0.2500	22.7000	23.1000	2018/05/30	40,000,000	2017/07/21
67642	SGA Societe Generale Acceptance N.V./SG Issuer	CUni R Bull CBBC Apr 2018 C	0.2500	10.2800	10.4800	2018/04/27	40,000,000	2017/07/21
67614	SGA Societe Generale Acceptance N.V./SG Issuer	CUni R Bear CBBC Feb 2018 A	0.2500	12.2000	12.0000	2018/02/27	40,000,000	2017/07/21
67671	SGA Societe Generale Acceptance N.V./SG Issuer	CSA50 R Bull CBBC Apr 2018 B	0.2500	12.9800	13.0800	2018/04/27	40,000,000	2017/07/21
67672	SGA Societe Generale Acceptance N.V./SG Issuer	CSA50 R Bear CBBC Jun 2018 A	0.2500	15.1800	15.0800	2018/06/15	40,000,000	2017/07/21
67673	SGA Societe Generale Acceptance N.V./SG Issuer	HS H-SH ETF R Bull CBBC Jul 2018 A	0.2500	103.10 per 100 units	104.10 per 100 units	2018/07/30	100,000,000	2017/07/21
67888	SGA Societe Generale Acceptance N.V./SG Issuer	HSI R Bull CBBC Nov 2018 H	0.2500	26,258 per 12,000 units	26,358 per 12,000 units	2018/11/29	200,000,000	2017/07/21
67688	SGA Societe Generale Acceptance N.V./SG Issuer	HSI R Bull CBBC Dec 2018 V	0.2500	25,300 per 20,000 units	25,400 per 20,000 units	2018/12/28	200,000,000	2017/07/21
67689	SGA Societe Generale Acceptance N.V./SG Issuer	HSI R Bull CBBC Dec 2018 W	0.2500	25,700 per 20,000 units	25,800 per 20,000 units	2018/12/28	200,000,000	2017/07/21
67895	SGA Societe Generale Acceptance N.V./SG Issuer	HSI R Bull CBBC Dec 2018 X	0.2500	25,958 per 12,000 units	26,058 per 12,000 units	2018/12/28	200,000,000	2017/07/21
67904	SGA Societe Generale Acceptance N.V./SG Issuer	HSI R Bull CBBC Dec 2018 Y	0.2500	26,008 per 10,000 units	26,208 per 10,000 units	2018/12/28	200,000,000	2017/07/21
67876	SGA Societe Generale Acceptance N.V./SG Issuer	HSI R Bear CBBC Oct 2017 E	0.2500	26,588 per 12,000 units	26,488 per 12,000 units	2017/10/30	200,000,000	2017/07/21
67879	SGA Societe Generale Acceptance N.V./SG Issuer	HSI R Bear CBBC Jan 2018 B	0.3200	29,488 per 10,000 units	29,388 per 10,000 units	2018/01/30	200,000,000	2017/07/21
67678	SGA Societe Generale Acceptance N.V./SG Issuer	HSI R Bear CBBC Feb 2018 A	0.2500	27,300 per 20,000 units	27,200 per 20,000 units	2018/02/27	200,000,000	2017/07/21
67680	SGA Societe Generale Acceptance N.V./SG Issuer	HSI R Bear CBBC Mar 2018 A	0.2500	27,500 per 20,000 units	27,400 per 20,000 units	2018/03/28	200,000,000	2017/07/21

Newly listed callable bull/bear contracts (continued)

Code	Issuer	Name of issue	Issue prices (HK\$)	Strike price (HKD)/Strike level per 10 units	Call price (HKD)/Call level per 10 units	Expiry date	No. of issue (units)	Listing date
67681	SGA Societe Generale Acceptance N.V./SG Issuer	HSI R Bear CBBC Mar 2018 B	0.2500	27,900 per 20,000 units	27,800 per 20,000 units	2018/03/28	200,000,000	2017/07/21
67646	SGA Societe Generale Acceptance N.V./SG Issuer	Tencent R Bear CBBC Mar 2018 B	0.2500	300 per 100 units	298 per 100 units	2018/03/09	100,000,000	2017/07/21
67650	SGA Societe Generale Acceptance N.V./SG Issuer	Tencent R Bear CBBC Mar 2018 C	0.2500	295 per 100 units	293 per 100 units	2018/03/28	100,000,000	2017/07/21
67752	UBS AG	AIA R Bull CBBC Jul 2018 A	0.2500	53.48 per 100 units	54.08 per 100 units	2018/07/23	50,000,000	2017/07/21
67749	UBS AG	CNOOC R Bull CBBC Dec 2017 A	0.2500	8.0000	8.2000	2017/12/11	40,000,000	2017/07/21
67739	UBS AG	HKEX R Bull CBBC Nov 2017 F	0.2500	197.98 per 100 units	199.98 per 100 units	2017/11/27	50,000,000	2017/07/21
67741	UBS AG	HKEX R Bull CBBC May 2018 A	0.2500	203 per 100 units	205 per 100 units	2018/05/21	50,000,000	2017/07/21
67734	UBS AG	HSCEI R Bull CBBC Sep 2018 B	0.2500	10,388 per 10,000 units	10,488 per 10,000 units	2018/09/27	100,000,000	2017/07/21
67708	UBS AG	HSI R Bull CBBC Nov 2018 B	0.2500	26,100 per 12,000 units	26,300 per 12,000 units	2018/11/29	250,000,000	2017/07/21
67719	UBS AG	HSI R Bear CBBC Oct 2017 I	0.2500	27,650 per 12,000 units	27,450 per 12,000 units	2017/10/30	250,000,000	2017/07/21
67711	UBS AG	HSI R Bear CBBC Oct 2017 L	0.2500	26,550 per 12,000 units	26,350 per 12,000 units	2017/10/30	250,000,000	2017/07/21
67718	UBS AG	HSI R Bear CBBC Oct 2017 M	0.2500	27,250 per 12,000 units	27,050 per 12,000 units	2017/10/30	250,000,000	2017/07/21
67730	UBS AG	HSI R Bear CBBC Oct 2017 N	0.2500	28,150 per 10,000 units	28,050 per 10,000 units	2017/10/30	200,000,000	2017/07/21
67733	UBS AG	HSI R Bear CBBC Nov 2017 C	0.2500	28,400 per 12,000 units	28,200 per 12,000 units	2017/11/29	250,000,000	2017/07/21
67973	BNP Paribas Issuance B.V.	Ch Life R Bull CBBC Aug 2018 B	0.2500	23.6000	24.0000	2018/08/30	50,000,000	2017/07/24
67962	BNP Paribas Issuance B.V.	HKEX R Bull CBBC Aug 2018 F	0.2500	206 per 100 units	208 per 100 units	2018/08/30	50,000,000	2017/07/24
67922	BNP Paribas Issuance B.V.	HSCEI R Bull CBBC Aug 2018 L	0.2500	10,300 per 10,000 units	10,400 per 10,000 units	2018/08/30	100,000,000	2017/07/24
67942	BNP Paribas Issuance B.V.	HSCEI R Bull CBBC Aug 2018 M	0.2500	10,500 per 10,000 units	10,600 per 10,000 units	2018/08/30	100,000,000	2017/07/24
67974	BNP Paribas Issuance B.V.	HSCEI R Bear CBBC Feb 2018 O	0.2500	10,900 per 10,000 units	10,800 per 10,000 units	2018/02/27	100,000,000	2017/07/24
68007	BNP Paribas Issuance B.V.	HSI R Bull CBBC Sep 2018 M	0.2500	26,200 per 10,000 units	26,400 per 10,000 units	2018/09/27	250,000,000	2017/07/24
68009	BNP Paribas Issuance B.V.	HSI R Bull CBBC Sep 2018 N	0.2500	26,300 per 10,000 units	26,500 per 10,000 units	2018/09/27	250,000,000	2017/07/24
68047	BNP Paribas Issuance B.V.	HSI R Bear CBBC Feb 2018 C	0.2500	28,300 per 10,000 units	28,100 per 10,000 units	2018/02/27	250,000,000	2017/07/24
68048	BNP Paribas Issuance B.V.	HSI R Bear CBBC Feb 2018 D	0.2500	28,500 per 10,000 units	28,300 per 10,000 units	2018/02/27	250,000,000	2017/07/24
68049	BNP Paribas Issuance B.V.	HSI R Bear CBBC Feb 2018 I	0.2500	28,700 per 10,000 units	28,500 per 10,000 units	2018/02/27	250,000,000	2017/07/24
67915	BNP Paribas Issuance B.V.	HSI R Bear CBBC Feb 2018 W	0.2500	26,700 per 10,000 units	26,500 per 10,000 units	2018/02/27	250,000,000	2017/07/24
67916	BNP Paribas Issuance B.V.	HSI R Bear CBBC Feb 2018 Y	0.2500	26,800 per 10,000 units	26,600 per 10,000 units	2018/02/27	250,000,000	2017/07/24
67972	BNP Paribas Issuance B.V.	Ping An R Bull CBBC Aug 2018 C	0.2500	54.40 per 100 units	55 per 100 units	2018/08/30	200,000,000	2017/07/24
68050	BNP Paribas Issuance B.V.	Tencent R Bull CBBC Aug 2018 W	0.2500	283 per 100 units	285 per 100 units	2018/08/30	50,000,000	2017/07/24
68132	Credit Suisse AG	BOCL R Bull CBBC May 2018 A	0.2500	3.6100	3.6900	2018/05/04	50,000,000	2017/07/24
68130	Credit Suisse AG	China Life R Bear CBBC Apr 2018 A	0.2500	32.38 per 100 units	31.88 per 100 units	2018/04/13	50,000,000	2017/07/24
68131	Credit Suisse AG	CSOP A50 ETF R Bull CBBC Mar 2018 A	0.2500	13.0800	13.1800	2018/03/09	50,000,000	2017/07/24
68116	Credit Suisse AG	Galaxy Ent R Bear CBBC Feb 2018 C	0.2500	48.88 per 100 units	48.08 per 100 units	2018/02/09	50,000,000	2017/07/24
68134	Credit Suisse AG	HSCEI R Bull CBBC Apr 2018 A	0.2500	10,428 per 10,000 units	10,528 per 10,000 units	2018/04/27	150,000,000	2017/07/24
68135	Credit Suisse AG	HSCEI R Bear CBBC Nov 2017 B	0.2500	11,258 per 10,000 units	11,158 per 10,000 units	2017/11/29	150,000,000	2017/07/24
68136	Credit Suisse AG	HSCEI R Bear CBBC Dec 2017 A	0.2500	11,958 per 10,000 units	11,858 per 10,000 units	2017/12/28	150,000,000	2017/07/24
68099	Credit Suisse AG	HSI R Bull CBBC Mar 2018 O	0.2500	26,341 per 12,000 units	26,541 per 12,000 units	2018/03/28	200,000,000	2017/07/24
68098	Credit Suisse AG	HSI R Bull CBBC Apr 2018 H	0.2500	26,318 per 10,000 units	26,418 per 10,000 units	2018/04/27	200,000,000	2017/07/24
68094	Credit Suisse AG	HSI R Bear CBBC Oct 2017 J	0.2500	26,600 per 10,000 units	26,400 per 10,000 units	2017/10/30	200,000,000	2017/07/24
68095	Credit Suisse AG	HSI R Bear CBBC Nov 2017 A	0.2500	26,750 per 12,000 units	26,550 per 12,000 units	2017/11/29	200,000,000	2017/07/24
68100	Credit Suisse AG	HSI R Bear CBBC Nov 2017 D	0.2500	27,528 per 10,000 units	27,428 per 10,000 units	2017/11/29	200,000,000	2017/07/24
68129	Credit Suisse AG	Ping An R Bear CBBC Mar 2018 C	0.2500	68.88 per 100 units	68.28 per 100 units	2018/03/09	80,000,000	2017/07/24
68119	Credit Suisse AG	Tencent R Bull CBBC Apr 2018 A	0.2500	282.48 per 100 units	284.98 per 100 units	2018/04/27	50,000,000	2017/07/24
68120	Credit Suisse AG	Tencent R Bear CBBC Feb 2018 F	0.3400	318.08 per 100 units	315.28 per 100 units	2018/02/09	80,000,000	2017/07/24

Newly listed callable bull/bear contracts (continued)

Code	Issuer	Name of issue	Issue prices (HK\$)	Strike price (HKD)/Strike level per 10 units	Call price (HKD)/Call level per 10 units	Expiry date	No. of issue (units)	Listing date
68125	Credit Suisse AG	Tencent R Bear CBBC Feb 2018 G	0.5000	333.58 per 100 units	330.78 per 100 units	2018/02/23	80,000,000	2017/07/24
68140	The Bank of East Asia, Ltd.	HKEX R Bull CBBC May 2018 A	0.2500	206.28 per 100 units	208.28 per 100 units	2018/05/18	40,000,000	2017/07/24
68146	The Bank of East Asia, Ltd.	HKEX R Bull CBBC May 2018 B	0.2500	211.08 per 100 units	213.08 per 100 units	2018/05/18	40,000,000	2017/07/24
68137	The Bank of East Asia, Ltd.	Ping An R Bull CBBC May 2018 B	0.6500	55.6800	56.2800	2018/05/18	16,000,000	2017/07/24
68149	The Bank of East Asia, Ltd.	Tencent R Bull CBBC May 2018 H	0.2500	280.88 per 100 units	283.08 per 100 units	2018/05/18	40,000,000	2017/07/24
68155	The Bank of East Asia, Ltd.	Tencent R Bull CBBC May 2018 I	0.2500	284.08 per 100 units	286.28 per 100 units	2018/05/18	40,000,000	2017/07/24
68092	Goldman Sachs Structured Products (Asia) Ltd.	HSI R Bull CBBC Sep 2018 N	0.2500	26,441 per 10,000 units	26,541 per 10,000 units	2018/09/27	200,000,000	2017/07/24
68093	Goldman Sachs Structured Products (Asia) Ltd.	HSI R Bull CBBC Sep 2018 O	0.2500	25,800 per 12,000 units	25,950 per 12,000 units	2018/09/27	200,000,000	2017/07/24
67919	Goldman Sachs Structured Products (Asia) Ltd.	HSI R Bear CBBC Oct 2017 N	0.2500	26,600 per 10,000 units	26,500 per 10,000 units	2017/10/30	200,000,000	2017/07/24
67921	Goldman Sachs Structured Products (Asia) Ltd.	HSI R Bear CBBC Oct 2017 O	0.2500	26,750 per 10,000 units	26,650 per 10,000 units	2017/10/30	200,000,000	2017/07/24
68219	Goldman Sachs Structured Products (Asia) Ltd.	HSI R Bear CBBC Nov 2017 K	0.2500	28,050 per 10,000 units	27,900 per 10,000 units	2017/11/29	200,000,000	2017/07/24
68221	Goldman Sachs Structured Products (Asia) Ltd.	HSI R Bear CBBC Nov 2017 L	0.2500	28,100 per 10,000 units	28,000 per 10,000 units	2017/11/29	200,000,000	2017/07/24
68223	Goldman Sachs Structured Products (Asia) Ltd.	HSI R Bear CBBC Nov 2017 M	0.2500	28,900 per 10,000 units	28,800 per 10,000 units	2017/11/29	200,000,000	2017/07/24
68224	Goldman Sachs Structured Products (Asia) Ltd.	HSI R Bear CBBC Nov 2017 N	0.2500	28,300 per 10,000 units	28,200 per 10,000 units	2017/11/29	200,000,000	2017/07/24
68228	Goldman Sachs Structured Products (Asia) Ltd.	HSI R Bear CBBC Nov 2017 O	0.2500	28,600 per 10,000 units	28,400 per 10,000 units	2017/11/29	200,000,000	2017/07/24
68230	Goldman Sachs Structured Products (Asia) Ltd.	HSI R Bear CBBC Nov 2017 P	0.2500	28,700 per 10,000 units	28,600 per 10,000 units	2017/11/29	200,000,000	2017/07/24
68233	Goldman Sachs Structured Products (Asia) Ltd.	HSI R Bear CBBC Nov 2017 Q	0.2640	29,100 per 10,000 units	29,000 per 10,000 units	2017/11/29	200,000,000	2017/07/24
67986	Hongkong and Shanghai Banking Corporation Ltd., The	CSOP A50 ETF R Bull CBBC Mar 2018 D	0.2500	13.2600	13.3600	2018/03/26	50,000,000	2017/07/24
68002	Hongkong and Shanghai Banking Corporation Ltd., The	CSOP A50 ETF R Bear CBBC Mar 2018 A	0.2500	14.8800	14.7800	2018/03/12	40,000,000	2017/07/24
68041	Hongkong and Shanghai Banking Corporation Ltd., The	HKEX R Bull CBBC Jun 2018 D	0.2500	211.88 per 100 units	213.88 per 100 units	2018/06/11	50,000,000	2017/07/24
68036	Hongkong and Shanghai Banking Corporation Ltd., The	HKEX R Bull CBBC Jul 2018 L	0.2500	208.88 per 100 units	210.88 per 100 units	2018/07/16	50,000,000	2017/07/24
68030	Hongkong and Shanghai Banking Corporation Ltd., The	HKEX R Bear CBBC Jul 2018 B	0.2500	236.88 per 100 units	234.88 per 100 units	2018/07/03	40,000,000	2017/07/24
67981	Hongkong and Shanghai Banking Corporation Ltd., The	HSCFI R Bull CBBC Mar 2018 A	0.2500	10,538 per 10,000 units	10,638 per 10,000 units	2018/03/28	60,000,000	2017/07/24
68003	Hongkong and Shanghai Banking Corporation Ltd., The	HSI R Bull CBBC Mar 2018 H	0.2500	26,198 per 20,000 units	26,398 per 20,000 units	2018/03/28	150,000,000	2017/07/24
68004	Hongkong and Shanghai Banking Corporation Ltd., The	HSI R Bull CBBC Mar 2018 I	0.2500	26,348 per 15,000 units	26,498 per 15,000 units	2018/03/28	100,000,000	2017/07/24
67978	Hongkong and Shanghai Banking Corporation Ltd., The	HSI R Bear CBBC Aug 2018 I	0.2500	28,438 per 15,000 units	28,288 per 15,000 units	2018/08/30	100,000,000	2017/07/24
67979	Hongkong and Shanghai Banking Corporation Ltd., The	HSI R Bear CBBC Oct 2018 C	0.2500	30,238 per 20,000 units	30,038 per 20,000 units	2018/10/30	150,000,000	2017/07/24
68042	Hongkong and Shanghai Banking Corporation Ltd., The	Ping An R Bull CBBC May 2018 D	0.2500	56.68 per 100 units	57.38 per 100 units	2018/05/07	80,000,000	2017/07/24
68020	Hongkong and Shanghai Banking Corporation Ltd., The	Tencent R Bull CBBC Apr 2018 W	0.2500	281.88 per 100 units	283.88 per 100 units	2018/04/09	40,000,000	2017/07/24
68209	J.P. Morgan Structured Products B.V.	HKEX R Bull CBBC Jan 2018 B	0.2500	200.88 per 100 units	202.88 per 100 units	2018/01/19	40,000,000	2017/07/24
68211	J.P. Morgan Structured Products B.V.	HKEX R Bull CBBC Jan 2018 C	0.2500	208.88 per 100 units	210.88 per 100 units	2018/01/19	40,000,000	2017/07/24
68208	J.P. Morgan Structured Products B.V.	HSI R Bull CBBC Oct 2018 J	0.2500	26,441 per 10,000 units	26,541 per 10,000 units	2018/10/30	200,000,000	2017/07/24
68212	J.P. Morgan Structured Products B.V.	HSI R Bull CBBC Oct 2018 K	0.2500	26,158 per 10,000 units	26,258 per 10,000 units	2018/10/30	200,000,000	2017/07/24
68214	J.P. Morgan Structured Products B.V.	HSI R Bull CBBC Oct 2018 L	0.2500	25,500 per 10,000 units	25,700 per 10,000 units	2018/10/30	200,000,000	2017/07/24
68204	J.P. Morgan Structured Products B.V.	HSI R Bear CBBC Oct 2017 J	0.2500	26,600 per 10,000 units	26,400 per 10,000 units	2017/10/30	200,000,000	2017/07/24
68215	J.P. Morgan Structured Products B.V.	HSI R Bear CBBC Dec 2017 H	0.2500	28,000 per 10,000 units	27,800 per 10,000 units	2017/12/28	200,000,000	2017/07/24
68216	J.P. Morgan Structured Products B.V.	HSI R Bear CBBC Jan 2018 P	0.2500	28,048 per 10,000 units	27,948 per 10,000 units	2018/01/30	200,000,000	2017/07/24
68217	J.P. Morgan Structured Products B.V.	HSI R Bear CBBC Jan 2018 Q	0.2500	28,300 per 10,000 units	28,100 per 10,000 units	2018/01/30	200,000,000	2017/07/24
68053	Macquarie Bank Ltd.	HSI R Bear CBBC Aug 2018 A	0.2500	27,250 per 20,000 units	27,100 per 20,000 units	2018/08/30	40,000,000	2017/07/24
68055	Macquarie Bank Ltd.	HSI R Bear CBBC Aug 2018 B	0.2500	27,038 per 10,000 units	26,888 per 10,000 units	2018/08/30	40,000,000	2017/07/24
68064	Macquarie Bank Ltd.	HSI R Bear CBBC Aug 2018 C	0.2500	27,138 per 10,000 units	26,988 per 10,000 units	2018/08/30	40,000,000	2017/07/24
68065	Macquarie Bank Ltd.	HSI R Bear CBBC Aug 2018 D	0.2500	27,150 per 20,000 units	27,000 per 20,000 units	2018/08/30	40,000,000	2017/07/24
68066	Macquarie Bank Ltd.	HSI R Bear CBBC Aug 2018 E	0.2500	27,050 per 20,000 units	26,900 per 20,000 units	2018/08/30	40,000,000	2017/07/24

Newly listed callable bull/bear contracts (continued)

Code	Issuer	Name of issue	Issue prices (HK\$)	Strike price (HKD)/Strike level per 10 units	Call price (HKD)/Call level per 10 units	Expiry date	No. of issue (units)	Listing date
68074	Macquarie Bank Ltd.	HSI R Bear CBBC Aug 2018 F	0.2500	26,950 per 20,000 units	26,800 per 20,000 units	2018/08/30	40,000,000	2017/07/24
68264	SGA Societe Generale Acceptance N.V./SG Issuer	China Life R Bull CBBC May 2018 E	0.2500	24.7000	25.1000	2018/05/30	40,000,000	2017/07/24
68084	SGA Societe Generale Acceptance N.V./SG Issuer	HKEX R Bull CBBC Feb 2018 F	0.2500	211 per 100 units	213 per 100 units	2018/02/08	100,000,000	2017/07/24
68086	SGA Societe Generale Acceptance N.V./SG Issuer	HKEX R Bull CBBC Apr 2018 C	0.2500	208 per 100 units	210 per 100 units	2018/04/13	100,000,000	2017/07/24
67975	SGA Societe Generale Acceptance N.V./SG Issuer	HSBC R Bull CBBC Mar 2018 G	0.2500	74 per 100 units	75 per 100 units	2018/03/29	100,000,000	2017/07/24
68235	SGA Societe Generale Acceptance N.V./SG Issuer	HSCEI R Bull CBBC Nov 2018 I	0.2500	10,508 per 10,000 units	10,608 per 10,000 units	2018/11/29	200,000,000	2017/07/24
68236	SGA Societe Generale Acceptance N.V./SG Issuer	HSCEI R Bull CBBC Dec 2018 F	0.2500	10,308 per 10,000 units	10,408 per 10,000 units	2018/12/28	200,000,000	2017/07/24
68234	SGA Societe Generale Acceptance N.V./SG Issuer	HSCEI R Bear CBBC Mar 2018 C	0.2500	11,788 per 10,000 units	11,688 per 10,000 units	2018/03/28	200,000,000	2017/07/24
68256	SGA Societe Generale Acceptance N.V./SG Issuer	HSI R Bull CBBC Oct 2018 Y	0.2500	26,308 per 10,000 units	26,408 per 10,000 units	2018/10/30	200,000,000	2017/07/24
68258	SGA Societe Generale Acceptance N.V./SG Issuer	HSI R Bull CBBC Nov 2018 O	0.2500	26,058 per 12,000 units	26,158 per 12,000 units	2018/11/29	200,000,000	2017/07/24
68259	SGA Societe Generale Acceptance N.V./SG Issuer	HSI R Bull CBBC Dec 2018 Z	0.2500	26,358 per 12,000 units	26,458 per 12,000 units	2018/12/28	200,000,000	2017/07/24
68238	SGA Societe Generale Acceptance N.V./SG Issuer	HSI R Bear CBBC Oct 2017 H	0.2500	26,638 per 12,000 units	26,538 per 12,000 units	2017/10/30	200,000,000	2017/07/24
68248	SGA Societe Generale Acceptance N.V./SG Issuer	HSI R Bear CBBC Oct 2017 J	0.2500	28,538 per 12,000 units	28,438 per 12,000 units	2017/10/30	200,000,000	2017/07/24
68249	SGA Societe Generale Acceptance N.V./SG Issuer	HSI R Bear CBBC Nov 2017 S	0.2500	27,838 per 12,000 units	27,738 per 12,000 units	2017/11/29	200,000,000	2017/07/24
68250	SGA Societe Generale Acceptance N.V./SG Issuer	HSI R Bear CBBC Dec 2017 I	0.2500	27,888 per 10,000 units	27,688 per 10,000 units	2017/12/28	200,000,000	2017/07/24
68087	SGA Societe Generale Acceptance N.V./SG Issuer	Ping An R Bull CBBC Mar 2018 E	0.2500	57.60 per 100 units	58.20 per 100 units	2018/03/08	100,000,000	2017/07/24
68271	SGA Societe Generale Acceptance N.V./SG Issuer	SHK Ppt P R Bull CBBC Jun 2018 A	0.2500	112.30 per 100 units	113.80 per 100 units	2018/06/28	100,000,000	2017/07/24
68088	SGA Societe Generale Acceptance N.V./SG Issuer	Tencent R Bull CBBC Jan 2018 M	0.2500	284 per 100 units	286 per 100 units	2018/01/10	100,000,000	2017/07/24
68183	UBS AG	HSI R Bull CBBC Sep 2018 Z	0.2500	26,000 per 12,000 units	26,200 per 12,000 units	2018/09/27	250,000,000	2017/07/24
68186	UBS AG	HSI R Bull CBBC Oct 2018 C	0.2500	26,441 per 10,000 units	26,541 per 10,000 units	2018/10/30	200,000,000	2017/07/24
68181	UBS AG	HSI R Bull CBBC Nov 2018 C	0.2500	26,200 per 12,000 units	26,400 per 12,000 units	2018/11/29	250,000,000	2017/07/24
68162	UBS AG	HSI R Bear CBBC Oct 2017 O	0.2500	26,590 per 12,000 units	26,390 per 12,000 units	2017/10/30	250,000,000	2017/07/24
68165	UBS AG	HSI R Bear CBBC Oct 2017 P	0.2500	26,550 per 10,000 units	26,450 per 10,000 units	2017/10/30	200,000,000	2017/07/24
68171	UBS AG	HSI R Bear CBBC Oct 2017 Q	0.2500	26,700 per 10,000 units	26,600 per 10,000 units	2017/10/30	200,000,000	2017/07/24
68313	Credit Suisse AG	Geely Auto R Bear CBBC Feb 2018 E	0.3600	21.5800	21.1800	2018/02/09	50,000,000	2017/07/25
68320	Credit Suisse AG	HKEX R Bull CBBC Mar 2018 D	0.2500	208.98 per 100 units	210.98 per 100 units	2018/03/02	50,000,000	2017/07/25
68307	Credit Suisse AG	HSI R Bull CBBC Apr 2018 I	0.2500	26,078 per 10,000 units	26,178 per 10,000 units	2018/04/27	200,000,000	2017/07/25
68298	Credit Suisse AG	HSI R Bull CBBC Sep 2018 Q	0.2500	26,100 per 10,000 units	26,300 per 10,000 units	2018/09/27	200,000,000	2017/07/25
68317	Credit Suisse AG	HSI R Bull CBBC Sep 2018 R	0.2500	26,300 per 10,000 units	26,500 per 10,000 units	2018/09/27	200,000,000	2017/07/25
68312	Credit Suisse AG	HSI R Bear CBBC Nov 2017 G	0.2500	26,650 per 12,000 units	26,450 per 12,000 units	2017/11/29	200,000,000	2017/07/25
68373	Goldman Sachs Structured Products (Asia) Ltd.	HSCEI R Bull CBBC Aug 2018 A	0.2500	9,900 per 10,000 units	10,000 per 10,000 units	2018/08/30	200,000,000	2017/07/25
68323	Goldman Sachs Structured Products (Asia) Ltd.	HSI R Bull CBBC Aug 2018 B	0.2500	26,150 per 10,000 units	26,250 per 10,000 units	2018/08/30	200,000,000	2017/07/25
68324	Goldman Sachs Structured Products (Asia) Ltd.	HSI R Bull CBBC Aug 2018 E	0.2500	26,000 per 10,000 units	26,100 per 10,000 units	2018/08/30	200,000,000	2017/07/25
68275	Goldman Sachs Structured Products (Asia) Ltd.	HSI R Bull CBBC Aug 2018 R	0.2500	26,320 per 12,000 units	26,470 per 12,000 units	2018/08/30	200,000,000	2017/07/25
68325	Goldman Sachs Structured Products (Asia) Ltd.	HSI R Bear CBBC Oct 2017 P	0.2500	26,700 per 10,000 units	26,600 per 10,000 units	2017/10/30	200,000,000	2017/07/25
68385	Goldman Sachs Structured Products (Asia) Ltd.	HSI R Bear CBBC Nov 2017 R	0.2500	28,200 per 10,000 units	28,100 per 10,000 units	2017/11/29	200,000,000	2017/07/25
68386	Goldman Sachs Structured Products (Asia) Ltd.	HSI R Bear CBBC Nov 2017 S	0.2500	28,450 per 12,000 units	28,300 per 12,000 units	2017/11/29	200,000,000	2017/07/25
68390	Goldman Sachs Structured Products (Asia) Ltd.	HSI R Bear CBBC Nov 2017 T	0.2500	28,600 per 10,000 units	28,500 per 10,000 units	2017/11/29	200,000,000	2017/07/25
68393	Goldman Sachs Structured Products (Asia) Ltd.	HSI R Bear CBBC Nov 2017 U	0.2500	28,850 per 12,000 units	28,700 per 12,000 units	2017/11/29	200,000,000	2017/07/25
68394	Goldman Sachs Structured Products (Asia) Ltd.	HSI R Bear CBBC Nov 2017 V	0.2500	29,000 per 10,000 units	28,900 per 10,000 units	2017/11/29	200,000,000	2017/07/25
68321	Hongkong and Shanghai Banking Corporation Ltd., The	Geely Auto R Bull CBBC May 2018 B	0.2500	16.9800	17.3800	2018/05/07	40,000,000	2017/07/25
68322	Hongkong and Shanghai Banking Corporation Ltd., The	Geely Auto R Bear CBBC Oct 2018 D	0.4500	22.2800	21.8800	2018/10/08	40,000,000	2017/07/25
68283	Hongkong and Shanghai Banking Corporation Ltd., The	HKEX R Bear CBBC Jul 2018 C	0.3500	241.88 per 100 units	239.88 per 100 units	2018/07/23	40,000,000	2017/07/25

Newly listed callable bull/bear contracts (continued)

Code	Issuer	Name of issue	Issue prices (HK\$)	Strike price (HKD)/Strike level per 10 units	Call price (HKD)/Call level per 10 units	Expiry date	No. of issue (units)	Listing date
68293	Hongkong and Shanghai Banking Corporation Ltd., The	HSCEI R Bear CBBC Jul 2018 A	0.2500	12,288 per 10,000 units	12,188 per 10,000 units	2018/07/30	50,000,000	2017/07/25
68292	Hongkong and Shanghai Banking Corporation Ltd., The	HSI R Bear CBBC Mar 2018 O	0.2500	26,638 per 15,000 units	26,488 per 15,000 units	2018/03/28	100,000,000	2017/07/25
68284	Hongkong and Shanghai Banking Corporation Ltd., The	HSI R Bear CBBC Aug 2018 J	0.2500	28,538 per 15,000 units	28,388 per 15,000 units	2018/08/30	100,000,000	2017/07/25
68280	Hongkong and Shanghai Banking Corporation Ltd., The	Ping An R Bear CBBC Oct 2018 C	0.2500	69.08 per 100 units	68.38 per 100 units	2018/10/08	40,000,000	2017/07/25
68383	J.P. Morgan Structured Products B.V.	CSOP A50 ETF R Bull CBBC Oct 2018 A	0.2500	13.3800	13.4800	2018/10/19	40,000,000	2017/07/25
68382	J.P. Morgan Structured Products B.V.	CSOP A50 ETF R Bull CBBC Nov 2018 A	0.2500	12.7800	12.8800	2018/11/16	40,000,000	2017/07/25
68404	J.P. Morgan Structured Products B.V.	Geely Auto R Bull CBBC Mar 2018 D	0.2500	17.0800	17.4800	2018/03/16	40,000,000	2017/07/25
68376	J.P. Morgan Structured Products B.V.	HSI R Bull CBBC Oct 2018 M	0.2500	26,358 per 10,000 units	26,458 per 10,000 units	2018/10/30	200,000,000	2017/07/25
68377	J.P. Morgan Structured Products B.V.	HSI R Bear CBBC Oct 2017 L	0.2500	26,548 per 10,000 units	26,448 per 10,000 units	2017/10/30	200,000,000	2017/07/25
68378	J.P. Morgan Structured Products B.V.	HSI R Bear CBBC Oct 2017 M	0.2500	26,800 per 10,000 units	26,600 per 10,000 units	2017/10/30	200,000,000	2017/07/25
68380	J.P. Morgan Structured Products B.V.	PetCh R Bull CBBC May 2018 A	0.2500	4.6300	4.7800	2018/05/18	80,000,000	2017/07/25
68296	Macquarie Bank Ltd.	China Life R Bull CBBC Feb 2018 C	0.2780	23.8800	24.3800	2018/02/28	36,000,000	2017/07/25
68397	SGA Societe Generale Acceptance N.V./SG Issuer	Geely Auto R Bull CBBC Jan 2018 D	0.2500	16.9800	17.2800	2018/01/12	40,000,000	2017/07/25
68398	SGA Societe Generale Acceptance N.V./SG Issuer	HKEX R Bear CBBC May 2018 A	0.2700	237 per 100 units	235 per 100 units	2018/05/11	50,000,000	2017/07/25
68403	SGA Societe Generale Acceptance N.V./SG Issuer	HSI R Bull CBBC Nov 2018 P	0.2500	26,308 per 10,000 units	26,508 per 10,000 units	2018/11/29	200,000,000	2017/07/25
68402	SGA Societe Generale Acceptance N.V./SG Issuer	HSI R Bear CBBC Dec 2017 J	0.2500	26,688 per 10,000 units	26,588 per 10,000 units	2017/12/28	200,000,000	2017/07/25
68399	SGA Societe Generale Acceptance N.V./SG Issuer	ICBC R Bull CBBC Apr 2018 A	0.2500	5.1900	5.2900	2018/04/18	40,000,000	2017/07/25
68336	UBS AG	Geely Auto R Bull CBBC Feb 2018 A	0.2500	16.6000	17.0000	2018/02/05	40,000,000	2017/07/25
68332	UBS AG	HSI R Bull CBBC Jul 2018 H	0.2500	26,150 per 10,000 units	26,250 per 10,000 units	2018/07/30	200,000,000	2017/07/25
68326	UBS AG	HSI R Bull CBBC Sep 2018 D	0.2500	26,270 per 12,000 units	26,470 per 12,000 units	2018/09/27	250,000,000	2017/07/25
68347	UBS AG	HSI R Bear CBBC Oct 2017 R	0.2500	26,700 per 12,000 units	26,500 per 12,000 units	2017/10/30	250,000,000	2017/07/25
68372	UBS AG	HSI R Bear CBBC Oct 2017 S	0.2500	27,350 per 10,000 units	27,250 per 10,000 units	2017/10/30	200,000,000	2017/07/25
68333	UBS AG	Ping An R Bull CBBC Feb 2018 C	0.2500	56.38 per 100 units	56.98 per 100 units	2018/02/26	80,000,000	2017/07/25
68469	BNP Paribas Issuance B.V.	HSCEI R Bull CBBC Aug 2018 N	0.2500	10,500 per 10,000 units	10,600 per 10,000 units	2018/08/30	100,000,000	2017/07/26
68470	BNP Paribas Issuance B.V.	HSCEI R Bull CBBC Aug 2018 O	0.2500	10,700 per 10,000 units	10,800 per 10,000 units	2018/08/30	100,000,000	2017/07/26
68475	BNP Paribas Issuance B.V.	HSCEI R Bear CBBC Feb 2018 P	0.2500	11,900 per 10,000 units	11,800 per 10,000 units	2018/02/27	100,000,000	2017/07/26
68477	BNP Paribas Issuance B.V.	HSCEI R Bear CBBC Feb 2018 Q	0.2500	12,100 per 10,000 units	12,000 per 10,000 units	2018/02/27	100,000,000	2017/07/26
68441	BNP Paribas Issuance B.V.	HSI R Bull CBBC Aug 2018 D	0.2500	26,400 per 10,000 units	26,600 per 10,000 units	2018/08/30	250,000,000	2017/07/26
68443	BNP Paribas Issuance B.V.	HSI R Bear CBBC Feb 2018 B	0.2500	28,900 per 10,000 units	28,700 per 10,000 units	2018/02/27	250,000,000	2017/07/26
68453	BNP Paribas Issuance B.V.	HSI R Bear CBBC Feb 2018 K	0.2500	28,400 per 10,000 units	28,200 per 10,000 units	2018/02/27	250,000,000	2017/07/26
68454	BNP Paribas Issuance B.V.	HSI R Bear CBBC Feb 2018 N	0.2500	28,600 per 10,000 units	28,400 per 10,000 units	2018/02/27	250,000,000	2017/07/26
68444	BNP Paribas Issuance B.V.	HSI R Bear CBBC Feb 2018 Z	0.2500	29,100 per 10,000 units	28,900 per 10,000 units	2018/02/27	250,000,000	2017/07/26
68449	BNP Paribas Issuance B.V.	HSI R Bear CBBC Mar 2018 A	0.3000	29,200 per 10,000 units	29,000 per 10,000 units	2018/03/28	250,000,000	2017/07/26
68434	BNP Paribas Issuance B.V.	Tencent R Bull CBBC Aug 2018 X	0.2500	288 per 100 units	290 per 100 units	2018/08/30	50,000,000	2017/07/26
68462	BNP Paribas Issuance B.V.	Tencent R Bull CBBC Aug 2018 Y	0.2500	293 per 100 units	295 per 100 units	2018/08/30	50,000,000	2017/07/26
68436	BNP Paribas Issuance B.V.	Tencent R Bear CBBC Apr 2018 T	0.3500	327 per 100 units	325 per 100 units	2018/04/27	50,000,000	2017/07/26
68440	BNP Paribas Issuance B.V.	Tencent R Bear CBBC Apr 2018 U	0.4000	332 per 100 units	330 per 100 units	2018/04/27	50,000,000	2017/07/26
68584	Credit Suisse AG	Geely Auto R Bull CBBC Feb 2018 E	0.2500	17.1800	17.5800	2018/02/28	50,000,000	2017/07/26
68585	Credit Suisse AG	Geely Auto R Bear CBBC Feb 2018 F	0.4300	22.5800	22.1800	2018/02/23	50,000,000	2017/07/26
68581	Credit Suisse AG	HSI R Bull CBBC Mar 2018 P	0.2500	26,250 per 12,000 units	26,450 per 12,000 units	2018/03/28	200,000,000	2017/07/26
68582	Credit Suisse AG	HSI R Bull CBBC Apr 2018 J	0.2500	26,522 per 12,000 units	26,672 per 12,000 units	2018/04/27	200,000,000	2017/07/26
68579	Credit Suisse AG	HSI R Bear CBBC Oct 2017 K	0.2500	26,800 per 10,000 units	26,600 per 10,000 units	2017/10/30	200,000,000	2017/07/26
68590	Credit Suisse AG	Ping An R Bull CBBC Mar 2018 D	0.2500	58.28 per 100 units	58.88 per 100 units	2018/03/23	50,000,000	2017/07/26

Newly listed callable bull/bear contracts (continued)

Code	Issuer	Name of issue	Issue prices (HK\$)	Strike price (HKD)/Strike level per 10 units	Call price (HKD)/Call level per 10 units	Expiry date	No. of issue (units)	Listing date
68595	Credit Suisse AG	Tencent R Bull CBBC Apr 2018 B	0.2500	294.48 per 100 units	296.98 per 100 units	2018/04/20	50,000,000	2017/07/26
68596	Credit Suisse AG	Tencent R Bear CBBC Feb 2018 H	0.4800	343.58 per 100 units	340.78 per 100 units	2018/02/28	100,000,000	2017/07/26
68431	The Bank of East Asia, Ltd.	China Mobile R Bull CBBC May 2018 C	0.6500	80.7800	82.2800	2018/05/24	16,000,000	2017/07/26
68432	The Bank of East Asia, Ltd.	CC Bank R Bull CBBC May 2018 A	0.2500	6.1800	6.2800	2018/05/24	40,000,000	2017/07/26
68426	The Bank of East Asia, Ltd.	Tencent R Bull CBBC May 2018 J	0.2500	287.08 per 100 units	289.28 per 100 units	2018/05/24	40,000,000	2017/07/26
68482	The Bank of East Asia, Ltd.	Tencent R Bull CBBC May 2018 K	0.2500	292.08 per 100 units	294.28 per 100 units	2018/05/24	40,000,000	2017/07/26
68483	The Bank of East Asia, Ltd.	Tencent R Bull CBBC May 2018 L	0.2500	295.08 per 100 units	297.28 per 100 units	2018/05/24	40,000,000	2017/07/26
68428	The Bank of East Asia, Ltd.	Tencent R Bear CBBC May 2018 A	0.2500	311.68 per 100 units	308.88 per 100 units	2018/05/24	40,000,000	2017/07/26
68458	Goldman Sachs Structured Products (Asia) Ltd.	HSI R Bull CBBC Aug 2018 H	0.2500	26,572 per 10,000 units	26,672 per 10,000 units	2018/08/30	200,000,000	2017/07/26
68461	Goldman Sachs Structured Products (Asia) Ltd.	HSI R Bear CBBC Oct 2017 Q	0.2500	26,850 per 10,000 units	26,750 per 10,000 units	2017/10/30	200,000,000	2017/07/26
68409	Hongkong and Shanghai Banking Corporation Ltd., The	CKH R Bull CBBC Apr 2018 A	0.2500	93.88 per 100 units	95.38 per 100 units	2018/04/09	40,000,000	2017/07/26
68422	Hongkong and Shanghai Banking Corporation Ltd., The	Galaxy Ent R Bull CBBC Jan 2018 E	0.2500	44.58 per 100 units	45.38 per 100 units	2018/01/29	80,000,000	2017/07/26
68425	Hongkong and Shanghai Banking Corporation Ltd., The	HSI R Bull CBBC Apr 2018 O	0.2500	26,448 per 15,000 units	26,598 per 15,000 units	2018/04/27	100,000,000	2017/07/26
68410	Hongkong and Shanghai Banking Corporation Ltd., The	Tencent R Bull CBBC Jan 2018 K	0.2500	284.88 per 100 units	286.88 per 100 units	2018/01/29	50,000,000	2017/07/26
68411	Hongkong and Shanghai Banking Corporation Ltd., The	Tencent R Bull CBBC Jan 2018 L	0.2500	286.88 per 100 units	288.88 per 100 units	2018/01/22	50,000,000	2017/07/26
68414	Hongkong and Shanghai Banking Corporation Ltd., The	Tencent R Bull CBBC Jan 2018 M	0.2500	288.88 per 100 units	290.88 per 100 units	2018/01/15	50,000,000	2017/07/26
68416	Hongkong and Shanghai Banking Corporation Ltd., The	Tencent R Bull CBBC Jan 2018 N	0.2500	290.88 per 100 units	292.88 per 100 units	2018/01/08	50,000,000	2017/07/26
68512	Hongkong and Shanghai Banking Corporation Ltd., The	Tencent R Bull CBBC Jan 2018 O	0.2500	292.88 per 100 units	294.88 per 100 units	2018/01/15	50,000,000	2017/07/26
68514	Hongkong and Shanghai Banking Corporation Ltd., The	Tencent R Bull CBBC Jan 2018 P	0.2500	294.88 per 100 units	296.88 per 100 units	2018/01/08	50,000,000	2017/07/26
68417	Hongkong and Shanghai Banking Corporation Ltd., The	Tencent R Bear CBBC Sep 2018 C	0.4500	333.38 per 100 units	330.88 per 100 units	2018/09/17	50,000,000	2017/07/26
68628	J.P. Morgan Structured Products B.V.	HSCEI R Bull CBBC Oct 2018 A	0.2500	10,500 per 10,000 units	10,600 per 10,000 units	2018/10/30	100,000,000	2017/07/26
68601	J.P. Morgan Structured Products B.V.	HSI R Bull CBBC Oct 2018 N	0.2500	26,572 per 10,000 units	26,672 per 10,000 units	2018/10/30	200,000,000	2017/07/26
68621	J.P. Morgan Structured Products B.V.	HSI R Bull CBBC Nov 2018 C	0.2500	26,300 per 10,000 units	26,500 per 10,000 units	2018/11/29	200,000,000	2017/07/26
68603	J.P. Morgan Structured Products B.V.	HSI R Bear CBBC Dec 2017 I	0.2500	28,148 per 10,000 units	28,048 per 10,000 units	2017/12/28	200,000,000	2017/07/26
68604	J.P. Morgan Structured Products B.V.	HSI R Bear CBBC Jan 2018 R	0.2500	28,448 per 10,000 units	28,348 per 10,000 units	2018/01/30	200,000,000	2017/07/26
68607	J.P. Morgan Structured Products B.V.	HSI R Bear CBBC Feb 2018 C	0.3200	29,700 per 10,000 units	29,500 per 10,000 units	2018/02/27	200,000,000	2017/07/26
68620	J.P. Morgan Structured Products B.V.	ICBC R Bull CBBC May 2018 A	0.2500	5.1800	5.2800	2018/05/18	100,000,000	2017/07/26
68619	J.P. Morgan Structured Products B.V.	Tencent R Bull CBBC Nov 2017 L	0.2500	288.88 per 100 units	290.88 per 100 units	2017/11/17	40,000,000	2017/07/26
68615	J.P. Morgan Structured Products B.V.	Tencent R Bull CBBC Dec 2017 X	0.2500	296.08 per 100 units	296.88 per 100 units	2017/12/15	40,000,000	2017/07/26
68609	J.P. Morgan Structured Products B.V.	Tencent R Bear CBBC Feb 2018 H	0.2500	316.88 per 100 units	314.08 per 100 units	2018/02/15	40,000,000	2017/07/26
68610	J.P. Morgan Structured Products B.V.	Tencent R Bear CBBC Mar 2018 F	0.2800	324.88 per 100 units	322.08 per 100 units	2018/03/16	40,000,000	2017/07/26
68611	J.P. Morgan Structured Products B.V.	Tencent R Bear CBBC Apr 2018 J	0.3600	332.88 per 100 units	330.08 per 100 units	2018/04/20	40,000,000	2017/07/26
68498	Macquarie Bank Ltd.	HSBC R Bear CBBC Aug 2018 A	0.2500	82.50 per 100 units	81 per 100 units	2018/08/30	40,000,000	2017/07/26
68503	Macquarie Bank Ltd.	HSBC R Bear CBBC Aug 2018 B	0.2500	85 per 100 units	83.50 per 100 units	2018/08/30	40,000,000	2017/07/26
68505	Macquarie Bank Ltd.	HSBC R Bear CBBC Aug 2018 C	0.2500	87.50 per 100 units	86 per 100 units	2018/08/30	40,000,000	2017/07/26
68506	Macquarie Bank Ltd.	HSI R Bear CBBC Aug 2018 G	0.2500	27,550 per 20,000 units	27,400 per 20,000 units	2018/08/30	40,000,000	2017/07/26
68507	Macquarie Bank Ltd.	HSI R Bear CBBC Aug 2018 H	0.2500	27,450 per 20,000 units	27,300 per 20,000 units	2018/08/30	40,000,000	2017/07/26
68508	Macquarie Bank Ltd.	HSI R Bear CBBC Aug 2018 I	0.2500	27,438 per 10,000 units	27,288 per 10,000 units	2018/08/30	40,000,000	2017/07/26
68509	Macquarie Bank Ltd.	HSI R Bear CBBC Aug 2018 J	0.2500	27,350 per 20,000 units	27,200 per 20,000 units	2018/08/30	40,000,000	2017/07/26
68511	Macquarie Bank Ltd.	HSI R Bear CBBC Aug 2018 K	0.2500	27,338 per 10,000 units	27,188 per 10,000 units	2018/08/30	40,000,000	2017/07/26
68496	Macquarie Bank Ltd.	Tencent R Bull CBBC Feb 2018 G	0.2740	287.88 per 100 units	289.88 per 100 units	2018/02/28	37,000,000	2017/07/26
68497	Macquarie Bank Ltd.	Tencent R Bull CBBC Feb 2018 H	0.3090	282.88 per 100 units	284.88 per 100 units	2018/02/28	33,000,000	2017/07/26
68484	Macquarie Bank Ltd.	Tencent R Bear CBBC Feb 2018 B	0.3720	312.88 per 100 units	310.18 per 100 units	2018/02/28	27,000,000	2017/07/26

Newly listed callable bull/bear contracts (continued)

Code	Issuer	Name of issue	Issue prices (HK\$)	Strike price (HKD)/Strike level per 10 units	Call price (HKD)/Call level per 10 units	Expiry date	No. of issue (units)	Listing date
68487	Macquarie Bank Ltd.	Tencent R Bear CBBC Feb 2018 C	0.3250	307.88 per 100 units	305.18 per 100 units	2018/02/28	31,000,000	2017/07/26
68495	Macquarie Bank Ltd.	Tencent R Bear CBBC Feb 2018 D	0.2500	297.88 per 100 units	295.18 per 100 units	2018/02/28	40,000,000	2017/07/26
68457	SGA Societe Generale Acceptance N.V./SG Issuer	CSA50 R Bull CBBC Feb 2018 E	0.2500	13.4000	13.5000	2018/02/22	40,000,000	2017/07/26
68571	SGA Societe Generale Acceptance N.V./SG Issuer	HSI R Bull CBBC Nov 2018 G	0.2500	26,508 per 10,000 units	26,608 per 10,000 units	2018/11/29	200,000,000	2017/07/26
68572	SGA Societe Generale Acceptance N.V./SG Issuer	HSI R Bull CBBC Dec 2018 E	0.2500	26,558 per 12,000 units	26,658 per 12,000 units	2018/12/28	200,000,000	2017/07/26
68563	SGA Societe Generale Acceptance N.V./SG Issuer	HSI R Bear CBBC Oct 2017 A	0.2500	26,888 per 10,000 units	26,688 per 10,000 units	2017/10/30	200,000,000	2017/07/26
68565	SGA Societe Generale Acceptance N.V./SG Issuer	HSI R Bear CBBC Nov 2017 T	0.2500	28,088 per 10,000 units	27,888 per 10,000 units	2017/11/29	200,000,000	2017/07/26
68566	SGA Societe Generale Acceptance N.V./SG Issuer	HSI R Bear CBBC Dec 2017 K	0.2500	26,838 per 10,000 units	26,738 per 10,000 units	2017/12/28	200,000,000	2017/07/26
68567	SGA Societe Generale Acceptance N.V./SG Issuer	HSI R Bear CBBC Dec 2017 L	0.2500	27,938 per 12,000 units	27,838 per 12,000 units	2017/12/28	200,000,000	2017/07/26
68548	SGA Societe Generale Acceptance N.V./SG Issuer	Tencent R Bull CBBC Dec 2017 I	0.2500	295.80 per 100 units	297.80 per 100 units	2017/12/20	80,000,000	2017/07/26
68549	SGA Societe Generale Acceptance N.V./SG Issuer	Tencent R Bull CBBC Jan 2018 N	0.2500	292 per 100 units	294 per 100 units	2018/01/25	80,000,000	2017/07/26
68553	SGA Societe Generale Acceptance N.V./SG Issuer	Tencent R Bull CBBC Apr 2018 F	0.2500	288 per 100 units	290 per 100 units	2018/04/23	80,000,000	2017/07/26
68550	SGA Societe Generale Acceptance N.V./SG Issuer	Tencent R Bear CBBC Mar 2018 D	0.3850	335 per 100 units	333 per 100 units	2018/03/28	80,000,000	2017/07/26
68406	SGA Societe Generale Acceptance N.V./SG Issuer	Tencent R Bear CBBC Apr 2018 B	0.2500	292 per 100 units	290 per 100 units	2018/04/09	80,000,000	2017/07/26
68551	SGA Societe Generale Acceptance N.V./SG Issuer	Tencent R Bear CBBC Apr 2018 C	0.3250	329 per 100 units	327 per 100 units	2018/04/18	80,000,000	2017/07/26
68554	SGA Societe Generale Acceptance N.V./SG Issuer	Tencent R Bear CBBC Jul 2018 A	0.4500	341 per 100 units	339 per 100 units	2018/07/25	80,000,000	2017/07/26
68536	UBS AG	HSI R Bull CBBC Oct 2018 D	0.2500	26,572 per 10,000 units	26,672 per 10,000 units	2018/10/30	200,000,000	2017/07/26
68537	UBS AG	HSI R Bull CBBC Nov 2018 D	0.2500	26,300 per 12,000 units	26,500 per 12,000 units	2018/11/29	250,000,000	2017/07/26
68515	UBS AG	HSI R Bear CBBC Oct 2017 T	0.2500	26,750 per 12,000 units	26,550 per 12,000 units	2017/10/30	250,000,000	2017/07/26
68532	UBS AG	Petrochina R Bull CBBC May 2018 A	0.2500	4.6500	4.8000	2018/05/07	50,000,000	2017/07/26
68539	UBS AG	Tencent R Bull CBBC Feb 2018 G	0.2500	295.38 per 100 units	297.88 per 100 units	2018/02/12	50,000,000	2017/07/26
68520	UBS AG	Tencent R Bull CBBC Mar 2018 D	0.2500	286.38 per 100 units	288.88 per 100 units	2018/03/12	50,000,000	2017/07/26
68521	UBS AG	Tencent R Bear CBBC Jan 2018 F	0.2500	317.80 per 100 units	315 per 100 units	2018/01/29	40,000,000	2017/07/26
68544	UBS AG	Tencent R Bear CBBC Jan 2018 G	0.3500	332.80 per 100 units	330 per 100 units	2018/01/22	40,000,000	2017/07/26
68662	BNP Paribas Issuance B.V.	HSI R Bull CBBC Sep 2018 O	0.2500	26,500 per 10,000 units	26,700 per 10,000 units	2018/09/27	250,000,000	2017/07/27
68635	BNP Paribas Issuance B.V.	HSI R Bear CBBC Feb 2018 J	0.2500	26,900 per 10,000 units	26,700 per 10,000 units	2018/02/27	250,000,000	2017/07/27
68632	BNP Paribas Issuance B.V.	Tencent R Bear CBBC Apr 2018 V	0.2500	302 per 100 units	300 per 100 units	2018/04/27	50,000,000	2017/07/27
68803	Credit Suisse AG	AIA R Bull CBBC Feb 2018 A	0.2500	58.38 per 100 units	58.98 per 100 units	2018/02/02	50,000,000	2017/07/27
68807	Credit Suisse AG	AIA R Bear CBBC Feb 2018 A	0.2500	69.98 per 100 units	69.38 per 100 units	2018/02/09	90,000,000	2017/07/27
68800	Credit Suisse AG	CCB R Bull CBBC Feb 2018 A	0.2500	6.1900	6.2900	2018/02/09	50,000,000	2017/07/27
68802	Credit Suisse AG	CCB R Bear CBBC Feb 2018 C	0.2500	7.3600	7.2600	2018/02/23	60,000,000	2017/07/27
68793	Credit Suisse AG	HKEX R Bull CBBC Apr 2018 A	0.2500	216.98 per 100 units	218.98 per 100 units	2018/04/13	50,000,000	2017/07/27
68796	Credit Suisse AG	HKEX R Bear CBBC Mar 2018 B	0.2500	234.48 per 100 units	231.98 per 100 units	2018/03/23	100,000,000	2017/07/27
68799	Credit Suisse AG	HKEX R Bear CBBC Mar 2018 C	0.3000	245.48 per 100 units	242.98 per 100 units	2018/03/29	100,000,000	2017/07/27
68826	Credit Suisse AG	HSBC R Bull CBBC Feb 2018 C	0.2500	73.18 per 100 units	74.68 per 100 units	2018/02/08	100,000,000	2017/07/27
68830	Credit Suisse AG	HSBC R Bear CBBC Feb 2018 A	0.8000	82.6800	80.6800	2018/02/09	45,000,000	2017/07/27
68791	Credit Suisse AG	HSI R Bull CBBC Apr 2018 K	0.2500	26,602 per 12,000 units	26,752 per 12,000 units	2018/04/27	200,000,000	2017/07/27
68792	Credit Suisse AG	HSI R Bull CBBC Sep 2018 S	0.2500	26,400 per 10,000 units	26,600 per 10,000 units	2018/09/27	200,000,000	2017/07/27
68788	Credit Suisse AG	HSI R Bear CBBC Nov 2017 I	0.2500	26,823 per 12,000 units	26,673 per 12,000 units	2017/11/29	200,000,000	2017/07/27
68820	Credit Suisse AG	HSI R Bear CBBC Nov 2017 N	0.2500	26,950 per 12,000 units	26,750 per 12,000 units	2017/11/29	250,000,000	2017/07/27
68814	Credit Suisse AG	ICBC R Bull CBBC Feb 2018 C	0.2500	5.2000	5.3000	2018/02/23	50,000,000	2017/07/27
68815	Credit Suisse AG	ICBC R Bear CBBC Feb 2018 A	0.2500	5.7600	5.6600	2018/02/09	50,000,000	2017/07/27
68818	Credit Suisse AG	ICBC R Bear CBBC Feb 2018 B	0.2500	6.0600	5.9600	2018/02/22	50,000,000	2017/07/27

Newly listed callable bull/bear contracts (continued)

Code	Issuer	Name of issue	Issue prices (HK\$)	Strike price (HKD)/Strike level per 10 units	Call price (HKD)/Call level per 10 units	Expiry date	No. of issue (units)	Listing date
68822	Credit Suisse AG	Tencent R Bull CBBC Apr 2018 C	0.2500	290.48 per 100 units	292.98 per 100 units	2018/04/26	50,000,000	2017/07/27
68824	Credit Suisse AG	Tencent R Bear CBBC Feb 2018 I	0.3500	328.58 per 100 units	325.78 per 100 units	2018/02/08	50,000,000	2017/07/27
68698	Goldman Sachs Structured Products (Asia) Ltd.	HSI R Bull CBBC Oct 2018 L	0.2500	26,640 per 10,000 units	26,740 per 10,000 units	2018/10/30	200,000,000	2017/07/27
68636	Goldman Sachs Structured Products (Asia) Ltd.	HSI R Bear CBBC Nov 2017 W	0.2500	26,800 per 10,000 units	26,700 per 10,000 units	2017/11/29	200,000,000	2017/07/27
68643	Hongkong and Shanghai Banking Corporation Ltd., The	AIA R Bull CBBC Jul 2018 B	0.2500	56.58 per 100 units	57.28 per 100 units	2018/07/03	60,000,000	2017/07/27
68647	Hongkong and Shanghai Banking Corporation Ltd., The	AIA R Bear CBBC Jun 2018 A	0.2500	68.08 per 100 units	67.38 per 100 units	2018/06/25	40,000,000	2017/07/27
68653	Hongkong and Shanghai Banking Corporation Ltd., The	BOCL R Bull CBBC Jul 2018 A	0.2500	3.6000	3.6800	2018/07/30	50,000,000	2017/07/27
68648	Hongkong and Shanghai Banking Corporation Ltd., The	CC Bank R Bull CBBC Jul 2018 A	0.2500	6.1300	6.2300	2018/07/30	50,000,000	2017/07/27
68655	Hongkong and Shanghai Banking Corporation Ltd., The	CSOP A50 ETF R Bull CBBC Mar 2018 E	0.2500	13.5600	13.6600	2018/03/12	50,000,000	2017/07/27
68641	Hongkong and Shanghai Banking Corporation Ltd., The	HKEX R Bull CBBC Jul 2018 M	0.2500	214.88 per 100 units	216.88 per 100 units	2018/07/23	50,000,000	2017/07/27
68660	Hongkong and Shanghai Banking Corporation Ltd., The	HS H-SH ETF R Bull CBBC Mar 2018 B	0.2500	105.88 per 100 units	106.88 per 100 units	2018/03/12	50,000,000	2017/07/27
68639	Hongkong and Shanghai Banking Corporation Ltd., The	HSI R Bull CBBC Apr 2018 P	0.2500	26,548 per 15,000 units	26,698 per 15,000 units	2018/04/27	100,000,000	2017/07/27
68650	Hongkong and Shanghai Banking Corporation Ltd., The	ICBC R Bull CBBC Jul 2018 A	0.2500	5.0300	5.1300	2018/07/30	50,000,000	2017/07/27
68640	Hongkong and Shanghai Banking Corporation Ltd., The	Tencent R Bull CBBC Jan 2018 Q	0.2500	296.88 per 100 units	298.88 per 100 units	2018/01/29	60,000,000	2017/07/27
68748	J.P. Morgan Structured Products B.V.	CC Bank R Bull CBBC Jul 2018 A	0.2500	5.9200	6.0200	2018/07/20	100,000,000	2017/07/27
68752	J.P. Morgan Structured Products B.V.	CC Bank R Bull CBBC Jul 2018 B	0.2500	6.2200	6.3200	2018/07/20	100,000,000	2017/07/27
68764	J.P. Morgan Structured Products B.V.	HSBC R Bull CBBC Aug 2018 B	0.2500	73.88 per 100 units	74.88 per 100 units	2018/08/17	100,000,000	2017/07/27
68717	J.P. Morgan Structured Products B.V.	HSI R Bull CBBC Sep 2018 V	0.2500	26,652 per 10,000 units	26,752 per 10,000 units	2018/09/27	200,000,000	2017/07/27
68724	J.P. Morgan Structured Products B.V.	HSI R Bull CBBC Oct 2018 O	0.2500	26,400 per 10,000 units	26,600 per 10,000 units	2018/10/30	200,000,000	2017/07/27
68711	J.P. Morgan Structured Products B.V.	HSI R Bear CBBC Oct 2017 N	0.2500	26,900 per 10,000 units	26,700 per 10,000 units	2017/10/30	200,000,000	2017/07/27
68731	J.P. Morgan Structured Products B.V.	HSI R Bear CBBC Jan 2018 S	0.2500	28,248 per 10,000 units	28,148 per 10,000 units	2018/01/30	200,000,000	2017/07/27
68738	J.P. Morgan Structured Products B.V.	HSI R Bear CBBC Feb 2018 D	0.2500	28,600 per 10,000 units	28,400 per 10,000 units	2018/02/27	200,000,000	2017/07/27
68741	J.P. Morgan Structured Products B.V.	HSI R Bear CBBC Feb 2018 E	0.2700	29,348 per 10,000 units	29,248 per 10,000 units	2018/02/27	200,000,000	2017/07/27
68753	J.P. Morgan Structured Products B.V.	Tencent R Bull CBBC Dec 2017 Y	0.2500	285.38 per 100 units	287.88 per 100 units	2017/12/15	40,000,000	2017/07/27
68754	J.P. Morgan Structured Products B.V.	Tencent R Bull CBBC Dec 2017 Z	0.2500	291.38 per 100 units	293.88 per 100 units	2017/12/15	40,000,000	2017/07/27
68759	J.P. Morgan Structured Products B.V.	Tencent R Bear CBBC Mar 2018 G	0.2500	300.88 per 100 units	298.08 per 100 units	2018/03/16	40,000,000	2017/07/27
68763	J.P. Morgan Structured Products B.V.	Tencent R Bear CBBC Apr 2018 K	0.2500	320.88 per 100 units	318.08 per 100 units	2018/04/20	40,000,000	2017/07/27
68670	Macquarie Bank Ltd.	Great Wall Motor R Bull CBBC Jul 2018A	0.2500	8.0000	9.0000	2018/07/30	40,000,000	2017/07/27
68671	Macquarie Bank Ltd.	Great Wall Motor R Bull CBBC Jul 2018B	0.2500	7.7500	8.7500	2018/07/30	40,000,000	2017/07/27
68678	Macquarie Bank Ltd.	HKEX R Bull CBBC Mar 2018 C	0.2810	214.50 per 100 units	216.50 per 100 units	2018/03/27	36,000,000	2017/07/27
68676	Macquarie Bank Ltd.	HKEX R Bull CBBC Jun 2018 C	0.3850	210.50 per 100 units	212.50 per 100 units	2018/06/27	26,000,000	2017/07/27
68677	Macquarie Bank Ltd.	HKEX R Bear CBBC Mar 2018 B	0.4020	235.50 per 100 units	233.50 per 100 units	2018/03/27	25,000,000	2017/07/27
68776	SGA Societe Generale Acceptance N.V./SG Issuer	HKEX R Bull CBBC Jan 2018 H	0.2500	219.20 per 100 units	221.20 per 100 units	2018/01/16	50,000,000	2017/07/27
68777	SGA Societe Generale Acceptance N.V./SG Issuer	HKEX R Bull CBBC Mar 2018 F	0.2500	214 per 100 units	216 per 100 units	2018/03/15	50,000,000	2017/07/27
68663	SGA Societe Generale Acceptance N.V./SG Issuer	HKEX R Bear CBBC May 2018 B	0.2500	242 per 100 units	240 per 100 units	2018/05/21	50,000,000	2017/07/27
68664	SGA Societe Generale Acceptance N.V./SG Issuer	HKEX R Bear CBBC Jun 2018 C	0.2900	247 per 100 units	245 per 100 units	2018/06/20	50,000,000	2017/07/27
68669	SGA Societe Generale Acceptance N.V./SG Issuer	HKEX R Bear CBBC Jul 2018 A	0.3400	252 per 100 units	250 per 100 units	2018/07/10	50,000,000	2017/07/27
68774	SGA Societe Generale Acceptance N.V./SG Issuer	HSI R Bull CBBC Nov 2018 I	0.2500	26,608 per 10,000 units	26,708 per 10,000 units	2018/11/29	200,000,000	2017/07/27
68775	SGA Societe Generale Acceptance N.V./SG Issuer	HSI R Bull CBBC Dec 2018 F	0.2500	26,458 per 12,000 units	26,558 per 12,000 units	2018/12/28	200,000,000	2017/07/27
68765	SGA Societe Generale Acceptance N.V./SG Issuer	HSI R Bear CBBC Oct 2017 C	0.2500	26,938 per 10,000 units	26,838 per 10,000 units	2017/10/30	200,000,000	2017/07/27
68766	SGA Societe Generale Acceptance N.V./SG Issuer	HSI R Bear CBBC Oct 2017 P	0.2500	28,138 per 12,000 units	28,038 per 12,000 units	2017/10/30	200,000,000	2017/07/27
68767	SGA Societe Generale Acceptance N.V./SG Issuer	HSI R Bear CBBC Dec 2017 M	0.2500	26,888 per 12,000 units	26,788 per 12,000 units	2017/12/28	200,000,000	2017/07/27
68773	SGA Societe Generale Acceptance N.V./SG Issuer	HSI R Bear CBBC Dec 2017 N	0.2500	28,088 per 10,000 units	27,988 per 10,000 units	2017/12/28	200,000,000	2017/07/27

Newly listed callable bull/bear contracts (continued)

Code	Issuer	Name of issue	Issue prices (HK\$)	Strike price (HKD)/Strike level per 10 units	Call price (HKD)/Call level per 10 units	Expiry date	No. of issue (units)	Listing date
68781	SGA Societe Generale Acceptance N.V./SG Issuer	PetroChina R Bull CBBC Apr 2018 A	0.2500	4.6700	4.8200	2018/04/27	40,000,000	2017/07/27
68783	SGA Societe Generale Acceptance N.V./SG Issuer	Ping An R Bear CBBC Apr 2018 A	0.2500	73.40 per 100 units	72.80 per 100 units	2018/04/23	100,000,000	2017/07/27
68784	SGA Societe Generale Acceptance N.V./SG Issuer	Tencent R Bear CBBC Apr 2018 D	0.2500	305 per 100 units	303 per 100 units	2018/04/09	80,000,000	2017/07/27
68785	SGA Societe Generale Acceptance N.V./SG Issuer	Tencent R Bear CBBC Jun 2018 A	0.2500	310 per 100 units	308 per 100 units	2018/06/14	80,000,000	2017/07/27
68688	UBS AG	HKEX R Bull CBBC Sep 2018 A	0.2500	216 per 100 units	218 per 100 units	2018/09/17	50,000,000	2017/07/27
68681	UBS AG	HKEX R Bull CBBC Oct 2018 A	0.2500	210 per 100 units	212 per 100 units	2018/10/29	50,000,000	2017/07/27
68682	UBS AG	HKEX R Bear CBBC Mar 2018 A	0.2500	230 per 100 units	228 per 100 units	2018/03/12	50,000,000	2017/07/27
68679	UBS AG	HSBC R Bull CBBC Aug 2018 A	0.2500	71.68 per 100 units	72.88 per 100 units	2018/08/27	50,000,000	2017/07/27
68683	UBS AG	HSI R Bull CBBC Nov 2018 E	0.2500	26,552 per 12,000 units	26,752 per 12,000 units	2018/11/29	250,000,000	2017/07/27
68686	UBS AG	HSI R Bear CBBC Oct 2017 U	0.2500	26,841 per 12,000 units	26,741 per 12,000 units	2017/10/30	250,000,000	2017/07/27
68854	BNP Paribas Issuance B.V.	HKEX R Bull CBBC Aug 2018 G	0.2500	214 per 100 units	216 per 100 units	2018/08/30	50,000,000	2017/07/28
68995	Credit Suisse AG	BOCL R Bear CBBC Feb 2018 A	0.2500	4.2400	4.1600	2018/02/28	95,000,000	2017/07/28
68992	Credit Suisse AG	BOCL R Bear CBBC Apr 2018 A	0.2500	4.0400	3.9600	2018/04/20	95,000,000	2017/07/28
69004	Credit Suisse AG	China Mobile R Bull CBBC Feb 2018 B	0.2500	82.98 per 100 units	84.18 per 100 units	2018/02/09	50,000,000	2017/07/28
69007	Credit Suisse AG	China Mobile R Bull CBBC Feb 2018 C	0.2500	81.18 per 100 units	82.38 per 100 units	2018/02/23	50,000,000	2017/07/28
68989	Credit Suisse AG	Galaxy Ent R Bear CBBC Mar 2018 A	0.2500	56.58 per 100 units	55.78 per 100 units	2018/03/23	100,000,000	2017/07/28
68971	Credit Suisse AG	HKEX R Bull CBBC Mar 2018 E	0.2500	213.08 per 100 units	215.08 per 100 units	2018/03/29	50,000,000	2017/07/28
68973	Credit Suisse AG	HKEX R Bear CBBC Feb 2018 B	0.3200	250.48 per 100 units	247.98 per 100 units	2018/02/23	65,000,000	2017/07/28
68979	Credit Suisse AG	HKEX R Bear CBBC Feb 2018 C	0.4000	255.38 per 100 units	252.88 per 100 units	2018/02/28	65,000,000	2017/07/28
69003	Credit Suisse AG	HSCEI R Bull CBBC Apr 2018 B	0.2500	10,628 per 10,000 units	10,728 per 10,000 units	2018/04/27	150,000,000	2017/07/28
68968	Credit Suisse AG	HSI R Bull CBBC Sep 2018 T	0.2500	26,500 per 10,000 units	26,700 per 10,000 units	2018/09/27	200,000,000	2017/07/28
68969	Credit Suisse AG	HSI R Bear CBBC Oct 2017 M	0.2500	26,907 per 10,000 units	26,707 per 10,000 units	2017/10/30	200,000,000	2017/07/28
69010	Credit Suisse AG	Lenovo R Bull CBBC Mar 2018 A	0.2500	4.7500	4.9000	2018/03/02	50,000,000	2017/07/28
69017	Credit Suisse AG	Lenovo R Bear CBBC Jan 2018 A	0.2500	5.3500	5.2000	2018/01/19	50,000,000	2017/07/28
68998	Credit Suisse AG	Ping An R Bull CBBC Mar 2018 E	0.2500	56.38 per 100 units	56.98 per 100 units	2018/03/09	100,000,000	2017/07/28
68980	Credit Suisse AG	Sands China R Bull CBBC Jun 2018 A	0.2500	34.18 per 100 units	34.98 per 100 units	2018/06/29	50,000,000	2017/07/28
68982	Credit Suisse AG	Sands China R Bear CBBC Mar 2018 B	0.2500	46.58 per 100 units	45.78 per 100 units	2018/03/16	100,000,000	2017/07/28
68961	The Bank of East Asia, Ltd.	China Mobile R Bull CBBC May 2018 D	0.2500	82.38 per 100 units	83.88 per 100 units	2018/05/25	60,000,000	2017/07/28
68853	The Bank of East Asia, Ltd.	HKEX R Bull CBBC May 2018 C	0.2500	219.38 per 100 units	221.38 per 100 units	2018/05/25	40,000,000	2017/07/28
68894	The Bank of East Asia, Ltd.	HKEX R Bull CBBC May 2018 D	0.2500	216.28 per 100 units	218.28 per 100 units	2018/05/25	40,000,000	2017/07/28
68898	The Bank of East Asia, Ltd.	Sands China R Bull CBBC Jan 2018 A	0.6800	33.0800	33.8800	2018/01/29	15,000,000	2017/07/28
69035	Goldman Sachs Structured Products (Asia) Ltd.	HSI R Bear CBBC Oct 2017 S	0.2500	27,950 per 10,000 units	27,850 per 10,000 units	2017/10/30	200,000,000	2017/07/28
69039	Goldman Sachs Structured Products (Asia) Ltd.	HSI R Bear CBBC Nov 2017 X	0.2500	28,550 per 10,000 units	28,450 per 10,000 units	2017/11/29	200,000,000	2017/07/28
68861	Hongkong and Shanghai Banking Corporation Ltd., The	China Mobile R Bull CBBC May 2018 A	0.2500	81.08 per 100 units	82.28 per 100 units	2018/05/07	50,000,000	2017/07/28
68879	Hongkong and Shanghai Banking Corporation Ltd., The	Geely Auto R Bear CBBC Mar 2018 I	0.2500	19.2800	18.8800	2018/03/12	40,000,000	2017/07/28
68878	Hongkong and Shanghai Banking Corporation Ltd., The	HKEX R Bull CBBC Jun 2018 E	0.2500	217.88 per 100 units	219.88 per 100 units	2018/06/25	50,000,000	2017/07/28
68873	Hongkong and Shanghai Banking Corporation Ltd., The	HKEX R Bear CBBC Jun 2018 A	0.3500	246.88 per 100 units	244.88 per 100 units	2018/06/25	40,000,000	2017/07/28
68877	Hongkong and Shanghai Banking Corporation Ltd., The	HKEX R Bear CBBC Jul 2018 D	0.4000	252.38 per 100 units	249.88 per 100 units	2018/07/30	40,000,000	2017/07/28
68885	Haitong International Securities Co. Ltd.	HKEX R Bull CBBC Jun 2018 B	0.2500	206.80 per 100 units	208.80 per 100 units	2018/06/28	60,000,000	2017/07/28
68887	Haitong International Securities Co. Ltd.	HKEX R Bull CBBC Jun 2018 C	0.2500	213.80 per 100 units	215.80 per 100 units	2018/06/27	60,000,000	2017/07/28
68890	Haitong International Securities Co. Ltd.	HKEX R Bear CBBC Mar 2018 A	0.2500	240.80 per 100 units	238.80 per 100 units	2018/03/28	60,000,000	2017/07/28
68891	Haitong International Securities Co. Ltd.	HSBC R Bull CBBC Jun 2018 C	0.2500	71.58 per 100 units	72.88 per 100 units	2018/06/28	80,000,000	2017/07/28
68892	Haitong International Securities Co. Ltd.	Ping An R Bull CBBC Aug 2018 A	0.2520	54.80 per 100 units	55.38 per 100 units	2018/08/23	80,000,000	2017/07/28

Newly listed callable bull/bear contracts (continued)

Code	Issuer	Name of issue	Issue prices (HK\$)	Strike price (HKD)/Strike level per 10 units	Call price (HKD)/Call level per 10 units	Expiry date	No. of issue (units)	Listing date
68881	Haitong International Securities Co. Ltd.	Tencent R Bull CBBC Jul 2018 B	0.2500	276.80 per 100 units	278.80 per 100 units	2018/07/26	60,000,000	2017/07/28
68883	Haitong International Securities Co. Ltd.	Tencent R Bull CBBC Jul 2018 C	0.2500	286 per 100 units	288 per 100 units	2018/07/27	60,000,000	2017/07/28
68884	Haitong International Securities Co. Ltd.	Tencent R Bear CBBC Apr 2018 A	0.2500	309 per 100 units	306.80 per 100 units	2018/04/26	60,000,000	2017/07/28
69057	J.P. Morgan Structured Products B.V.	China Mobile R Bull CBBC Aug 2018 A	0.2500	80.68 per 100 units	81.88 per 100 units	2018/08/17	100,000,000	2017/07/28
69061	J.P. Morgan Structured Products B.V.	CNOOC R Bull CBBC Jul 2018 A	0.2500	8.2800	8.4800	2018/07/20	80,000,000	2017/07/28
69048	J.P. Morgan Structured Products B.V.	HKEX R Bull CBBC Feb 2018 C	0.2500	217.88 per 100 units	219.88 per 100 units	2018/02/15	40,000,000	2017/07/28
69065	J.P. Morgan Structured Products B.V.	HKEX R Bull CBBC Feb 2018 D	0.2500	211.88 per 100 units	213.88 per 100 units	2018/02/15	40,000,000	2017/07/28
69066	J.P. Morgan Structured Products B.V.	HKEX R Bear CBBC Apr 2018 B	0.2500	236.88 per 100 units	234.08 per 100 units	2018/04/20	40,000,000	2017/07/28
69067	J.P. Morgan Structured Products B.V.	HSI R Bull CBBC Nov 2018 D	0.2500	26,500 per 10,000 units	26,700 per 10,000 units	2018/11/29	200,000,000	2017/07/28
69051	J.P. Morgan Structured Products B.V.	HSI R Bear CBBC Oct 2017 K	0.2500	27,200 per 10,000 units	27,000 per 10,000 units	2017/10/30	200,000,000	2017/07/28
69049	J.P. Morgan Structured Products B.V.	HSI R Bear CBBC Oct 2017 O	0.2500	26,848 per 10,000 units	26,748 per 10,000 units	2017/10/30	200,000,000	2017/07/28
69052	J.P. Morgan Structured Products B.V.	HSI R Bear CBBC Oct 2017 P	0.2500	27,348 per 10,000 units	27,248 per 10,000 units	2017/10/30	200,000,000	2017/07/28
69056	J.P. Morgan Structured Products B.V.	HSI R Bear CBBC Oct 2017 Q	0.2500	27,700 per 10,000 units	27,500 per 10,000 units	2017/10/30	200,000,000	2017/07/28
69062	J.P. Morgan Structured Products B.V.	Tencent R Bear CBBC Apr 2018 L	0.4500	340.88 per 100 units	338.08 per 100 units	2018/04/20	40,000,000	2017/07/28
68831	SGA Societe Generale Acceptance N.V./SG Issuer	ABC R Bull CBBC Aug 2018 A	0.2500	3.4200	3.5000	2018/08/30	40,000,000	2017/07/28
68832	SGA Societe Generale Acceptance N.V./SG Issuer	AIA R Bull CBBC Jul 2018 B	0.2500	56.70 per 100 units	57.30 per 100 units	2018/07/09	100,000,000	2017/07/28
69042	SGA Societe Generale Acceptance N.V./SG Issuer	CMob R Bull CBBC Feb 2018 B	0.2500	82.10 per 100 units	83.30 per 100 units	2018/02/08	100,000,000	2017/07/28
68835	SGA Societe Generale Acceptance N.V./SG Issuer	CCB R Bull CBBC Aug 2018 B	0.2500	6.2500	6.3300	2018/08/20	40,000,000	2017/07/28
68899	SGA Societe Generale Acceptance N.V./SG Issuer	CShen R Bull CBBC May 2018 A	0.2500	16.5000	17.0000	2018/05/30	40,000,000	2017/07/28
68906	SGA Societe Generale Acceptance N.V./SG Issuer	Greatwall Motor R Bull CBBC Apr 2018 A	0.2500	9.4000	9.7000	2018/04/27	40,000,000	2017/07/28
68839	SGA Societe Generale Acceptance N.V./SG Issuer	HKEX R Bull CBBC Jun 2018 B	0.2500	217.02 per 100 units	219 per 100 units	2018/06/13	50,000,000	2017/07/28
69043	SGA Societe Generale Acceptance N.V./SG Issuer	HSI R Bear CBBC Nov 2017 U	0.2500	26,838 per 12,000 units	26,738 per 12,000 units	2017/11/29	200,000,000	2017/07/28
68842	SGA Societe Generale Acceptance N.V./SG Issuer	Tencent R Bull CBBC Feb 2018 M	0.2500	290 per 100 units	292 per 100 units	2018/02/07	80,000,000	2017/07/28
68846	SGA Societe Generale Acceptance N.V./SG Issuer	Tencent R Bull CBBC Feb 2018 N	0.2500	294 per 100 units	296 per 100 units	2018/02/22	80,000,000	2017/07/28
68847	SGA Societe Generale Acceptance N.V./SG Issuer	Tencent R Bull CBBC Mar 2018 N	0.2500	286 per 100 units	288 per 100 units	2018/03/13	80,000,000	2017/07/28
68934	SGA Societe Generale Acceptance N.V./SG Issuer	Tencent R Bear CBBC Mar 2018 E	0.2500	299.80 per 100 units	297.80 per 100 units	2018/03/08	80,000,000	2017/07/28
69021	UBS AG	HSI R Bull CBBC Aug 2018 L	0.2500	26,500 per 12,000 units	26,700 per 12,000 units	2018/08/30	250,000,000	2017/07/28
69024	UBS AG	HSI R Bear CBBC Oct 2017 V	0.2500	27,188 per 10,000 units	27,088 per 10,000 units	2017/10/30	200,000,000	2017/07/28
69025	UBS AG	HSI R Bear CBBC Oct 2017 Y	0.2500	26,907 per 12,000 units	26,707 per 12,000 units	2017/10/30	250,000,000	2017/07/28
69032	UBS AG	HSI R Bear CBBC Oct 2017 Z	0.2500	27,900 per 12,000 units	27,700 per 12,000 units	2017/10/30	250,000,000	2017/07/28
69034	UBS AG	Tencent R Bull CBBC Dec 2017 N	0.2500	291.98 per 100 units	293.98 per 100 units	2017/12/18	40,000,000	2017/07/28
69070	BNP Paribas Issuance B.V.	HSI R Bear CBBC Mar 2018 B	0.2500	27,000 per 10,000 units	26,800 per 10,000 units	2018/03/28	250,000,000	2017/07/31
69093	BNP Paribas Issuance B.V.	Ping An R Bull CBBC Aug 2018 D	0.2500	56.90 per 100 units	57.50 per 100 units	2018/08/30	200,000,000	2017/07/31
69179	Credit Suisse AG	HSI R Bull CBBC Apr 2018 L	0.2500	26,696 per 12,000 units	26,846 per 12,000 units	2018/04/27	200,000,000	2017/07/31
69096	Credit Suisse AG	HSI R Bear CBBC Oct 2017 L	0.2500	27,000 per 10,000 units	26,800 per 10,000 units	2017/10/30	200,000,000	2017/07/31
69106	Credit Suisse AG	HSI R Bear CBBC Oct 2017 N	0.2500	28,250 per 12,000 units	28,050 per 12,000 units	2017/10/30	200,000,000	2017/07/31
69115	Credit Suisse AG	HSI R Bear CBBC Nov 2017 O	0.2500	28,450 per 12,000 units	28,250 per 12,000 units	2017/11/29	200,000,000	2017/07/31
69102	Credit Suisse AG	HSI R Bear CBBC Dec 2017 V	0.2500	27,828 per 10,000 units	27,728 per 10,000 units	2017/12/28	200,000,000	2017/07/31
69116	Credit Suisse AG	HSI R Bear CBBC Dec 2017 W	0.2500	28,800 per 10,000 units	28,600 per 10,000 units	2017/12/28	200,000,000	2017/07/31
69182	Credit Suisse AG	Tencent R Bull CBBC Apr 2018 D	0.2500	299.48 per 100 units	301.98 per 100 units	2018/04/13	50,000,000	2017/07/31
69185	Credit Suisse AG	Tencent R Bear CBBC Mar 2018 A	0.5500	353.58 per 100 units	350.78 per 100 units	2018/03/08	60,000,000	2017/07/31
69196	Goldman Sachs Structured Products (Asia) Ltd.	HSI R Bull CBBC Sep 2018 P	0.2500	26,746 per 10,000 units	26,846 per 10,000 units	2018/09/27	200,000,000	2017/07/31
69197	Goldman Sachs Structured Products (Asia) Ltd.	HSI R Bull CBBC Oct 2018 M	0.2500	26,450 per 12,000 units	26,600 per 12,000 units	2018/10/30	200,000,000	2017/07/31

Newly listed callable bull/bear contracts (continued)

Code	Issuer	Name of issue	Issue prices (HK\$)	Strike price (HKD)/Strike level per 10 units	Call price (HKD)/Call level per 10 units	Expiry date	No. of issue (units)	Listing date
69068	Goldman Sachs Structured Products (Asia) Ltd.	HSI R Bear CBBC Nov 2017 Y	0.2500	26,900 per 10,000 units	26,800 per 10,000 units	2017/11/29	200,000,000	2017/07/31
69193	Hongkong and Shanghai Banking Corporation Ltd., The	Geely Auto R Bull CBBC Mar 2018 A	0.2500	17.7800	18.1800	2018/03/12	40,000,000	2017/07/31
69072	Hongkong and Shanghai Banking Corporation Ltd., The	HSI R Bull CBBC Apr 2018 Q	0.2500	26,648 per 15,000 units	26,798 per 15,000 units	2018/04/27	100,000,000	2017/07/31
69194	Hongkong and Shanghai Banking Corporation Ltd., The	Tencent R Bull CBBC Jan 2018 R	0.2500	298.88 per 100 units	300.88 per 100 units	2018/01/22	60,000,000	2017/07/31
69195	Hongkong and Shanghai Banking Corporation Ltd., The	Tencent R Bear CBBC Aug 2018 D	0.4500	338.38 per 100 units	335.88 per 100 units	2018/08/27	50,000,000	2017/07/31
69259	J.P. Morgan Structured Products B.V.	HKEX R Bull CBBC Jan 2018 D	0.2500	214.88 per 100 units	216.88 per 100 units	2018/01/19	40,000,000	2017/07/31
69261	J.P. Morgan Structured Products B.V.	HKEX R Bear CBBC Apr 2018 C	0.3000	246.88 per 100 units	244.08 per 100 units	2018/04/20	40,000,000	2017/07/31
69275	J.P. Morgan Structured Products B.V.	HSI R Bull CBBC Oct 2018 P	0.2500	26,746 per 10,000 units	26,846 per 10,000 units	2018/10/30	200,000,000	2017/07/31
69256	J.P. Morgan Structured Products B.V.	HSI R Bear CBBC Oct 2017 C	0.2500	27,000 per 10,000 units	26,800 per 10,000 units	2017/10/30	200,000,000	2017/07/31
69279	J.P. Morgan Structured Products B.V.	HSI R Bear CBBC Jan 2018 T	0.2500	28,400 per 10,000 units	28,200 per 10,000 units	2018/01/30	200,000,000	2017/07/31
69280	J.P. Morgan Structured Products B.V.	HSI R Bear CBBC Feb 2018 F	0.2500	28,548 per 10,000 units	28,448 per 10,000 units	2018/02/27	200,000,000	2017/07/31
69258	J.P. Morgan Structured Products B.V.	Tencent R Bull CBBC Dec 2017 A	0.2500	297.08 per 100 units	299.88 per 100 units	2017/12/15	40,000,000	2017/07/31
69262	J.P. Morgan Structured Products B.V.	Tencent R Bear CBBC Apr 2018 M	0.4800	348.88 per 100 units	346.08 per 100 units	2018/04/20	40,000,000	2017/07/31
69272	J.P. Morgan Structured Products B.V.	Tencent R Bear CBBC Apr 2018 N	0.2800	328.88 per 100 units	326.08 per 100 units	2018/04/20	40,000,000	2017/07/31
69091	Macquarie Bank Ltd.	China Life R Bear CBBC Feb 2018 C	0.4820	28.8800	28.3800	2018/02/28	21,000,000	2017/07/31
69089	Macquarie Bank Ltd.	Tencent R Bull CBBC Feb 2018 I	0.3360	292.88 per 100 units	294.88 per 100 units	2018/02/28	30,000,000	2017/07/31
69082	Macquarie Bank Ltd.	Tencent R Bear CBBC Feb 2018 E	0.4390	317.88 per 100 units	315.18 per 100 units	2018/02/28	23,000,000	2017/07/31
69075	SGA Societe Generale Acceptance N.V./SG Issuer	China Life R Bull CBBC May 2018 F	0.2500	24.6000	25.0000	2018/05/28	40,000,000	2017/07/31
69076	SGA Societe Generale Acceptance N.V./SG Issuer	Galaxy R Bull CBBC Mar 2018 C	0.2500	45.20 per 100 units	46 per 100 units	2018/03/16	100,000,000	2017/07/31
69252	SGA Societe Generale Acceptance N.V./SG Issuer	HSBC R Bull CBBC Mar 2018 H	0.2500	73.95 per 100 units	74.95 per 100 units	2018/03/29	100,000,000	2017/07/31
69250	SGA Societe Generale Acceptance N.V./SG Issuer	HSI R Bull CBBC Oct 2018 P	0.2500	26,658 per 12,000 units	26,758 per 12,000 units	2018/10/30	200,000,000	2017/07/31
69251	SGA Societe Generale Acceptance N.V./SG Issuer	HSI R Bull CBBC Dec 2018 G	0.2500	26,608 per 10,000 units	26,808 per 10,000 units	2018/12/28	200,000,000	2017/07/31
69198	SGA Societe Generale Acceptance N.V./SG Issuer	HSI R Bear CBBC Oct 2017 Y	0.2500	27,138 per 10,000 units	26,938 per 10,000 units	2017/10/30	200,000,000	2017/07/31
69218	SGA Societe Generale Acceptance N.V./SG Issuer	HSI R Bear CBBC Nov 2017 V	0.2500	28,238 per 12,000 units	28,138 per 12,000 units	2017/11/29	200,000,000	2017/07/31
69231	SGA Societe Generale Acceptance N.V./SG Issuer	HSI R Bear CBBC Dec 2017 O	0.2500	26,988 per 12,000 units	26,888 per 12,000 units	2017/12/28	200,000,000	2017/07/31
69242	SGA Societe Generale Acceptance N.V./SG Issuer	HSI R Bear CBBC Dec 2017 P	0.2500	28,438 per 12,000 units	28,338 per 12,000 units	2017/12/28	200,000,000	2017/07/31
69244	SGA Societe Generale Acceptance N.V./SG Issuer	HSI R Bear CBBC Feb 2018 B	0.3150	29,888 per 10,000 units	29,788 per 10,000 units	2018/02/27	200,000,000	2017/07/31
69077	SGA Societe Generale Acceptance N.V./SG Issuer	Lenovo R Bull CBBC Mar 2018 A	0.2500	4.6500	4.8000	2018/03/09	40,000,000	2017/07/31
69080	SGA Societe Generale Acceptance N.V./SG Issuer	Ping An R Bull CBBC Mar 2018 F	0.2500	57.37 per 100 units	57.95 per 100 units	2018/03/08	100,000,000	2017/07/31
69253	SGA Societe Generale Acceptance N.V./SG Issuer	Tencent R Bull CBBC Jan 2018 O	0.2500	300 per 100 units	302 per 100 units	2018/01/17	80,000,000	2017/07/31
69162	UBS AG	HSCEI R Bull CBBC Aug 2018 D	0.2500	10,550 per 10,000 units	10,650 per 10,000 units	2018/08/30	100,000,000	2017/07/31
69165	UBS AG	HSCEI R Bear CBBC Nov 2017 A	0.2500	11,688 per 10,000 units	11,588 per 10,000 units	2017/11/29	100,000,000	2017/07/31
69161	UBS AG	HSI R Bull CBBC Sep 2018 I	0.2500	26,400 per 12,000 units	26,600 per 12,000 units	2018/09/27	250,000,000	2017/07/31
69169	UBS AG	HSI R Bull CBBC Oct 2018 E	0.2500	26,746 per 10,000 units	26,846 per 10,000 units	2018/10/30	200,000,000	2017/07/31
69123	UBS AG	HSI R Bear CBBC Oct 2017 D	0.2500	27,000 per 12,000 units	26,800 per 12,000 units	2017/10/30	250,000,000	2017/07/31
69127	UBS AG	HSI R Bear CBBC Oct 2017 E	0.2500	27,250 per 10,000 units	27,150 per 10,000 units	2017/10/30	200,000,000	2017/07/31
69130	UBS AG	HSI R Bear CBBC Oct 2017 K	0.2500	27,750 per 12,000 units	27,550 per 12,000 units	2017/10/30	250,000,000	2017/07/31
69131	UBS AG	HSI R Bear CBBC Oct 2017 L	0.2500	28,200 per 12,000 units	28,000 per 12,000 units	2017/10/30	250,000,000	2017/07/31
69152	UBS AG	HSI R Bear CBBC Oct 2017 O	0.2500	28,550 per 10,000 units	28,450 per 10,000 units	2017/10/30	200,000,000	2017/07/31
69153	UBS AG	HSI R Bear CBBC Oct 2017 P	0.2500	28,700 per 10,000 units	28,600 per 10,000 units	2017/10/30	200,000,000	2017/07/31
69156	UBS AG	HSI R Bear CBBC Oct 2017 Q	0.2500	28,850 per 10,000 units	28,750 per 10,000 units	2017/10/30	200,000,000	2017/07/31
69157	UBS AG	HSI R Bear CBBC Nov 2017 D	0.2650	30,000 per 12,000 units	29,800 per 12,000 units	2017/11/29	250,000,000	2017/07/31
69173	UBS AG	Tencent R Bull CBBC Dec 2017 O	0.2500	300 per 100 units	302 per 100 units	2017/12/11	40,000,000	2017/07/31

Newly listed callable bull/bear contracts (continued)

Code	Issuer	Name of issue	Issue prices (HK\$)	Strike price (HKD)/Strike level per 10 units	Call price (HKD)/Call level per 10 units	Expiry date	No. of issue (units)	Listing date
69310	BNP Paribas Issuance B.V.	CSOP A50 ETF R Bull CBBC Jan 18E	0.2500	13.3000	13.5000	2018/01/30	60,000,000	2017/08/01
69289	BNP Paribas Issuance B.V.	HSBC R Bull CBBC Aug 2018 C	0.2500	66 per 100 units	67 per 100 units	2018/08/30	150,000,000	2017/08/01
69290	BNP Paribas Issuance B.V.	HSBC R Bull CBBC Aug 2018 D	0.2500	63 per 100 units	64 per 100 units	2018/08/30	150,000,000	2017/08/01
69281	BNP Paribas Issuance B.V.	Tencent R Bull CBBC Aug 2018 Z	0.2500	298 per 100 units	300 per 100 units	2018/08/30	50,000,000	2017/08/01
69282	BNP Paribas Issuance B.V.	Tencent R Bear CBBC Apr 2018 W	0.4000	337 per 100 units	335 per 100 units	2018/04/27	50,000,000	2017/08/01
69473	Credit Suisse AG	CCB R Bull CBBC Sep 2018 A	0.2500	6.0900	6.1900	2018/09/21	100,000,000	2017/08/01
69475	Credit Suisse AG	Geely Auto R Bear CBBC Feb 2018 G	0.5500	23.5800	23.1800	2018/02/28	100,000,000	2017/08/01
69462	Credit Suisse AG	Galaxy Ent R Bull CBBC Mar 2018 F	0.2500	46.68 per 100 units	47.48 per 100 units	2018/03/21	50,000,000	2017/08/01
69470	Credit Suisse AG	Galaxy Ent R Bear CBBC Mar 2018 B	0.2500	58.88 per 100 units	58.08 per 100 units	2018/03/09	100,000,000	2017/08/01
69505	Credit Suisse AG	HSBC R Bull CBBC Feb 2018 D	0.2500	75.48 per 100 units	76.68 per 100 units	2018/02/15	100,000,000	2017/08/01
69511	Credit Suisse AG	HSBC R Bear CBBC Feb 2018 B	0.2500	92.18 per 100 units	90.68 per 100 units	2018/02/08	100,000,000	2017/08/01
69426	Credit Suisse AG	HSI R Bull CBBC Sep 2018 U	0.2500	26,600 per 10,000 units	26,800 per 10,000 units	2018/09/27	200,000,000	2017/08/01
69437	Credit Suisse AG	HSI R Bear CBBC Nov 2017 P	0.2500	28,350 per 12,000 units	28,150 per 12,000 units	2017/11/29	200,000,000	2017/08/01
69427	Credit Suisse AG	HSI R Bear CBBC Nov 2017 Q	0.2500	27,050 per 12,000 units	26,850 per 12,000 units	2017/11/29	200,000,000	2017/08/01
69439	Credit Suisse AG	Tencent R Bull CBBC Mar 2018 N	0.2500	286.88 per 100 units	289.38 per 100 units	2018/03/29	50,000,000	2017/08/01
69453	Credit Suisse AG	Tencent R Bear CBBC Feb 2018 J	0.3700	338.48 per 100 units	335.68 per 100 units	2018/02/22	70,000,000	2017/08/01
69458	Credit Suisse AG	Tencent R Bear CBBC Mar 2018 B	0.4600	348.48 per 100 units	345.68 per 100 units	2018/03/01	70,000,000	2017/08/01
69383	The Bank of East Asia, Ltd.	China Shenhua R Bull CBBC May 2018 A	0.3500	17.1800	17.6800	2018/05/30	30,000,000	2017/08/01
69364	The Bank of East Asia, Ltd.	Galaxy Ent R Bull CBBC Apr 2018 C	0.6500	45.4800	46.2800	2018/04/30	16,000,000	2017/08/01
69348	The Bank of East Asia, Ltd.	Tencent R Bull CBBC May 2018 M	0.2500	297.48 per 100 units	300.28 per 100 units	2018/05/30	40,000,000	2017/08/01
69385	The Bank of East Asia, Ltd.	Tencent R Bull CBBC May 2018 N	0.2500	301.48 per 100 units	304.28 per 100 units	2018/05/30	40,000,000	2017/08/01
69362	The Bank of East Asia, Ltd.	Tencent R Bear CBBC Apr 2018 E	0.2500	321.08 per 100 units	318.28 per 100 units	2018/04/30	40,000,000	2017/08/01
69419	Goldman Sachs Structured Products (Asia) Ltd.	HSI R Bear CBBC Dec 2017 B	0.2850	29,700 per 10,000 units	29,600 per 10,000 units	2017/12/28	200,000,000	2017/08/01
69311	Hongkong and Shanghai Banking Corporation Ltd., The	HKT-SS R Bull CBBC Dec 2018 A	0.2500	8.0800	8.3800	2018/12/24	40,000,000	2017/08/01
69328	Hongkong and Shanghai Banking Corporation Ltd., The	HSI R Bear CBBC Mar 2018 P	0.2500	27,038 per 15,000 units	26,888 per 15,000 units	2018/03/28	100,000,000	2017/08/01
69329	Hongkong and Shanghai Banking Corporation Ltd., The	HSI R Bear CBBC Aug 2018 K	0.2500	28,638 per 15,000 units	28,488 per 15,000 units	2018/08/30	100,000,000	2017/08/01
69330	Hongkong and Shanghai Banking Corporation Ltd., The	HSI R Bear CBBC Aug 2018 L	0.2500	28,738 per 15,000 units	28,588 per 15,000 units	2018/08/30	100,000,000	2017/08/01
69321	Hongkong and Shanghai Banking Corporation Ltd., The	Ping An R Bull CBBC Mar 2018 D	0.2500	56.38 per 100 units	57.08 per 100 units	2018/03/12	80,000,000	2017/08/01
69327	Hongkong and Shanghai Banking Corporation Ltd., The	Tencent R Bull CBBC Feb 2018 E	0.2500	300.88 per 100 units	302.88 per 100 units	2018/02/05	60,000,000	2017/08/01
69312	Hongkong and Shanghai Banking Corporation Ltd., The	Tracker Fund R Bull CBBC Dec 2018 A	0.2500	22.48 per 100 units	22.88 per 100 units	2018/12/24	50,000,000	2017/08/01
69512	J.P. Morgan Structured Products B.V.	HSI R Bull CBBC Sep 2018 W	0.2500	26,600 per 10,000 units	26,800 per 10,000 units	2018/09/27	200,000,000	2017/08/01
69517	J.P. Morgan Structured Products B.V.	HSI R Bear CBBC Nov 2017 F	0.2500	26,948 per 10,000 units	26,848 per 10,000 units	2017/11/29	200,000,000	2017/08/01
69535	J.P. Morgan Structured Products B.V.	HSI R Bear CBBC Jan 2018 U	0.2500	28,500 per 10,000 units	28,300 per 10,000 units	2018/01/30	200,000,000	2017/08/01
69537	J.P. Morgan Structured Products B.V.	HSI R Bear CBBC Feb 2018 G	0.2500	28,800 per 10,000 units	28,600 per 10,000 units	2018/02/27	200,000,000	2017/08/01
69518	J.P. Morgan Structured Products B.V.	Tencent R Bull CBBC Jan 2018 G	0.2500	300.08 per 100 units	302.88 per 100 units	2018/01/19	40,000,000	2017/08/01
69525	J.P. Morgan Structured Products B.V.	Tencent R Bear CBBC Jun 2018 D	0.3600	336.88 per 100 units	334.08 per 100 units	2018/06/15	40,000,000	2017/08/01
69530	J.P. Morgan Structured Products B.V.	Tencent R Bear CBBC Jul 2018 E	0.4500	344.88 per 100 units	342.08 per 100 units	2018/07/20	40,000,000	2017/08/01
69341	Macquarie Bank Ltd.	HKEX R Bear CBBC Jun 2018 B	0.6380	243.50 per 100 units	241.50 per 100 units	2018/06/27	16,000,000	2017/08/01
69339	Macquarie Bank Ltd.	HKEX R Bear CBBC Sep 2018 A	0.8410	251.50 per 100 units	249.50 per 100 units	2018/09/26	16,000,000	2017/08/01
69416	Macquarie Bank Ltd.	Tencent R Bull CBBC Feb 2018 J	0.3340	297.88 per 100 units	299.88 per 100 units	2018/02/28	30,000,000	2017/08/01
69417	Macquarie Bank Ltd.	Tencent R Bear CBBC Feb 2018 F	0.4350	322.88 per 100 units	320.18 per 100 units	2018/02/28	23,000,000	2017/08/01
69386	SGA Societe Generale Acceptance N.V./SG Issuer	ABC R Bear CBBC May 2018 B	0.2500	3.9300	3.8500	2018/05/04	40,000,000	2017/08/01
69387	SGA Societe Generale Acceptance N.V./SG Issuer	AIA R Bear CBBC Mar 2018 B	0.2500	66.60 per 100 units	66 per 100 units	2018/03/28	100,000,000	2017/08/01

Newly listed callable bull/bear contracts (continued)

Code	Issuer	Name of issue	Issue prices (HK\$)	Strike price (HKD)/Strike level per 10 units	Call price (HKD)/Call level per 10 units	Expiry date	No. of issue (units)	Listing date
69388	SGA Societe Generale Acceptance N.V./SG Issuer	CCB R Bear CBBC May 2018 A	0.2500	7.1800	7.0800	2018/05/04	40,000,000	2017/08/01
69490	SGA Societe Generale Acceptance N.V./SG Issuer	HSBC R Bull CBBC Apr 2018 C	0.2500	75.65 per 100 units	76.65 per 100 units	2018/04/30	100,000,000	2017/08/01
69491	SGA Societe Generale Acceptance N.V./SG Issuer	HSBC R Bear CBBC Jun 2018 A	0.2500	89 per 100 units	88 per 100 units	2018/06/13	100,000,000	2017/08/01
69499	SGA Societe Generale Acceptance N.V./SG Issuer	HSI R Bear CBBC Dec 2017 Q	0.2500	27,088 per 12,000 units	26,988 per 12,000 units	2017/12/28	200,000,000	2017/08/01
69389	SGA Societe Generale Acceptance N.V./SG Issuer	Tencent R Bull CBBC Jan 2018 P	0.2500	298 per 100 units	300 per 100 units	2018/01/09	80,000,000	2017/08/01
69403	SGA Societe Generale Acceptance N.V./SG Issuer	Tencent R Bull CBBC Feb 2018 O	0.2500	302.40 per 100 units	304.40 per 100 units	2018/02/09	80,000,000	2017/08/01
69414	SGA Societe Generale Acceptance N.V./SG Issuer	Tencent R Bear CBBC Aug 2018 B	0.4450	347 per 100 units	345 per 100 units	2018/08/24	80,000,000	2017/08/01
69489	UBS AG	HSBC R Bull CBBC Jun 2018 D	0.2500	73.68 per 100 units	74.88 per 100 units	2018/06/25	50,000,000	2017/08/01
69477	UBS AG	HSI R Bull CBBC Sep 2018 J	0.2500	26,600 per 12,000 units	26,800 per 12,000 units	2018/09/27	250,000,000	2017/08/01
69478	UBS AG	HSI R Bear CBBC Nov 2017 E	0.2500	27,050 per 12,000 units	26,850 per 12,000 units	2017/11/29	250,000,000	2017/08/01
69479	UBS AG	HSI R Bear CBBC Nov 2017 F	0.2500	27,850 per 12,000 units	27,650 per 12,000 units	2017/11/29	250,000,000	2017/08/01
69484	UBS AG	Ping An R Bear CBBC Dec 2017 A	0.2500	61.48 per 100 units	60.88 per 100 units	2017/12/18	50,000,000	2017/08/01
69538	BNP Paribas Issuance B.V.	HSI R Bear CBBC Mar 2018 C	0.2500	27,200 per 10,000 units	27,000 per 10,000 units	2018/03/28	250,000,000	2017/08/02
69546	BNP Paribas Issuance B.V.	HSI R Bear CBBC Mar 2018 D	0.2500	27,100 per 10,000 units	26,900 per 10,000 units	2018/03/28	250,000,000	2017/08/02
69609	Credit Suisse AG	CCB R Bull CBBC Sep 2018 B	0.2500	6.3900	6.4900	2018/09/28	100,000,000	2017/08/02
69611	Credit Suisse AG	CCB R Bear CBBC Feb 2018 D	0.2500	6.8900	6.7900	2018/02/22	100,000,000	2017/08/02
69613	Credit Suisse AG	Sinopec Corp R Bull CBBC Feb 2018 A	0.2500	5.6500	5.8000	2018/02/02	70,000,000	2017/08/02
69614	Credit Suisse AG	Sinopec Corp R Bull CBBC Feb 2018 B	0.2500	5.4500	5.6000	2018/02/09	70,000,000	2017/08/02
69615	Credit Suisse AG	Sinopec Corp R Bear CBBC Feb 2018 A	0.2500	6.6000	6.4500	2018/02/02	70,000,000	2017/08/02
69616	Credit Suisse AG	Sinopec Corp R Bear CBBC Feb 2018 B	0.2500	6.9000	6.7500	2018/02/09	70,000,000	2017/08/02
69607	Credit Suisse AG	HSI R Bull CBBC Apr 2018 M	0.2500	26,791 per 12,000 units	26,941 per 12,000 units	2018/04/27	200,000,000	2017/08/02
69585	Credit Suisse AG	HSI R Bear CBBC Nov 2017 R	0.2500	28,550 per 12,000 units	28,350 per 12,000 units	2017/11/29	200,000,000	2017/08/02
69589	Credit Suisse AG	HSI R Bear CBBC Nov 2017 S	0.2500	28,650 per 12,000 units	28,450 per 12,000 units	2017/11/29	200,000,000	2017/08/02
69582	Credit Suisse AG	HSI R Bear CBBC Dec 2017 X	0.2500	27,100 per 10,000 units	26,900 per 10,000 units	2017/12/28	200,000,000	2017/08/02
69599	Credit Suisse AG	HSI R Bear CBBC Dec 2017 Y	0.2500	28,900 per 10,000 units	28,700 per 10,000 units	2017/12/28	200,000,000	2017/08/02
69559	Goldman Sachs Structured Products (Asia) Ltd.	HSI R Bull CBBC Sep 2018 Q	0.2510	26,650 per 12,000 units	26,800 per 12,000 units	2018/09/27	200,000,000	2017/08/02
69681	Goldman Sachs Structured Products (Asia) Ltd.	HSI R Bull CBBC Oct 2018 N	0.2500	26,841 per 10,000 units	26,941 per 10,000 units	2018/10/30	200,000,000	2017/08/02
69562	Goldman Sachs Structured Products (Asia) Ltd.	HSI R Bear CBBC Nov 2017 Z	0.2520	27,000 per 10,000 units	26,900 per 10,000 units	2017/11/29	200,000,000	2017/08/02
69549	Hongkong and Shanghai Banking Corporation Ltd., The	HSI R Bear CBBC Mar 2018 Q	0.2500	27,138 per 15,000 units	26,988 per 15,000 units	2018/03/28	100,000,000	2017/08/02
69551	Hongkong and Shanghai Banking Corporation Ltd., The	HSI R Bear CBBC Jul 2018 J	0.2500	28,838 per 15,000 units	28,688 per 15,000 units	2018/07/30	100,000,000	2017/08/02
69554	Hongkong and Shanghai Banking Corporation Ltd., The	HSI R Bear CBBC Jul 2018 K	0.2500	29,038 per 15,000 units	28,888 per 15,000 units	2018/07/30	100,000,000	2017/08/02
69636	J.P. Morgan Structured Products B.V.	BOCL R Bull CBBC Jul 2018 B	0.2500	3.7000	3.7800	2018/07/20	150,000,000	2017/08/02
69637	J.P. Morgan Structured Products B.V.	HSI R Bull CBBC Nov 2018 E	0.2500	26,841 per 10,000 units	26,941 per 10,000 units	2018/11/29	200,000,000	2017/08/02
69623	J.P. Morgan Structured Products B.V.	HSI R Bear CBBC Nov 2017 G	0.2500	27,100 per 10,000 units	26,900 per 10,000 units	2017/11/29	200,000,000	2017/08/02
69640	J.P. Morgan Structured Products B.V.	HSI R Bear CBBC Jan 2018 V	0.2500	28,648 per 10,000 units	28,548 per 10,000 units	2018/01/30	200,000,000	2017/08/02
69641	J.P. Morgan Structured Products B.V.	HSI R Bear CBBC Feb 2018 H	0.2500	29,000 per 10,000 units	28,800 per 10,000 units	2018/02/27	200,000,000	2017/08/02
69625	J.P. Morgan Structured Products B.V.	Tencent R Bear CBBC Jun 2018 E	0.2500	304.88 per 100 units	302.08 per 100 units	2018/06/15	40,000,000	2017/08/02
69579	Macquarie Bank Ltd.	HSBC R Bear CBBC Aug 2018 D	0.2500	92.50 per 100 units	91 per 100 units	2018/08/30	40,000,000	2017/08/02
69581	Macquarie Bank Ltd.	HSBC R Bear CBBC Aug 2018 E	0.2500	90 per 100 units	88.50 per 100 units	2018/08/30	40,000,000	2017/08/02
69575	Macquarie Bank Ltd.	Ping An R Bear CBBC Aug 2018 A	0.2500	70 per 100 units	68.50 per 100 units	2018/08/30	40,000,000	2017/08/02
69578	Macquarie Bank Ltd.	Ping An R Bear CBBC Aug 2018 B	0.2500	67.50 per 100 units	66 per 100 units	2018/08/30	40,000,000	2017/08/02
69573	Macquarie Bank Ltd.	Tencent R Bear CBBC Mar 2018 A	0.5570	327.88 per 100 units	325.18 per 100 units	2018/03/29	18,000,000	2017/08/02
69642	SGA Societe Generale Acceptance N.V./SG Issuer	AIA R Bull CBBC Feb 2018 B	0.2500	59 per 100 units	59.60 per 100 units	2018/02/08	100,000,000	2017/08/02

Newly listed callable bull/bear contracts (continued)

Code	Issuer	Name of issue	Issue prices (HK\$)	Strike price (HKD)/Strike level per 10 units	Call price (HKD)/Call level per 10 units	Expiry date	No. of issue (units)	Listing date
69648	SGA Societe Generale Acceptance N.V./SG Issuer	CCB R Bull CBBC Jul 2018 B	0.2500	6.4300	6.5100	2018/07/31	100,000,000	2017/08/02
69650	SGA Societe Generale Acceptance N.V./SG Issuer	CNOOC R Bull CBBC Jul 2018 A	0.2500	8.4000	8.6000	2018/07/20	40,000,000	2017/08/02
69678	SGA Societe Generale Acceptance N.V./SG Issuer	HSI R Bull CBBC Oct 2018 N	0.2500	26,758 per 12,000 units	26,858 per 12,000 units	2018/10/30	200,000,000	2017/08/02
69679	SGA Societe Generale Acceptance N.V./SG Issuer	HSI R Bull CBBC Nov 2018 N	0.2500	26,808 per 10,000 units	26,908 per 10,000 units	2018/11/29	200,000,000	2017/08/02
69667	SGA Societe Generale Acceptance N.V./SG Issuer	HSI R Bear CBBC Nov 2017 W	0.2500	27,138 per 10,000 units	27,038 per 10,000 units	2017/11/29	200,000,000	2017/08/02
69672	SGA Societe Generale Acceptance N.V./SG Issuer	HSI R Bear CBBC Dec 2017 R	0.2500	27,700 per 20,000 units	27,600 per 20,000 units	2017/12/28	200,000,000	2017/08/02
69673	SGA Societe Generale Acceptance N.V./SG Issuer	HSI R Bear CBBC Dec 2017 S	0.2500	28,288 per 10,000 units	28,188 per 10,000 units	2017/12/28	200,000,000	2017/08/02
69676	SGA Societe Generale Acceptance N.V./SG Issuer	HSI R Bear CBBC Feb 2018 C	0.2500	28,100 per 20,000 units	28,000 per 20,000 units	2018/02/27	200,000,000	2017/08/02
69652	SGA Societe Generale Acceptance N.V./SG Issuer	ICBC R Bull CBBC Aug 2018 B	0.2500	5.3600	5.4600	2018/08/08	60,000,000	2017/08/02
69654	SGA Societe Generale Acceptance N.V./SG Issuer	ICBC R Bear CBBC Oct 2018 A	0.2500	6.2800	6.1800	2018/10/10	60,000,000	2017/08/02
69662	SGA Societe Generale Acceptance N.V./SG Issuer	PetroChina R Bull CBBC Mar 2018 B	0.2500	4.8900	5.0400	2018/03/08	40,000,000	2017/08/02
69622	UBS AG	HSI R Bull CBBC Nov 2018 F	0.2500	26,841 per 10,000 units	26,941 per 10,000 units	2018/11/29	200,000,000	2017/08/02
69618	UBS AG	HSI R Bear CBBC Nov 2017 G	0.2500	27,000 per 10,000 units	26,900 per 10,000 units	2017/11/29	200,000,000	2017/08/02
69683	BNP Paribas Issuance B.V.	HSBC R Bull CBBC Aug 2018 E	0.2500	75 per 100 units	76 per 100 units	2018/08/30	150,000,000	2017/08/03
69697	BNP Paribas Issuance B.V.	HSCEI R Bull CBBC Aug 2018 P	0.2500	10,700 per 10,000 units	10,800 per 10,000 units	2018/08/30	100,000,000	2017/08/03
69762	BNP Paribas Issuance B.V.	HSI R Bull CBBC Sep 2018 P	0.2500	26,600 per 10,000 units	26,800 per 10,000 units	2018/09/27	250,000,000	2017/08/03
69766	BNP Paribas Issuance B.V.	HSI R Bull CBBC Sep 2018 Q	0.2500	26,700 per 10,000 units	26,900 per 10,000 units	2018/09/27	250,000,000	2017/08/03
69784	BNP Paribas Issuance B.V.	HSI R Bull CBBC Sep 2018 R	0.2500	26,800 per 10,000 units	27,000 per 10,000 units	2018/09/27	250,000,000	2017/08/03
69887	BNP Paribas Issuance B.V.	HSI R Bull CBBC Sep 2018 S	0.2500	26,900 per 10,000 units	27,100 per 10,000 units	2018/09/27	250,000,000	2017/08/03
69699	BNP Paribas Issuance B.V.	HSI R Bear CBBC Mar 2018 E	0.2500	27,300 per 10,000 units	27,100 per 10,000 units	2018/03/28	250,000,000	2017/08/03
69682	BNP Paribas Issuance B.V.	Ping An R Bull CBBC Aug 2018 E	0.2500	51.90 per 100 units	52.50 per 100 units	2018/08/30	200,000,000	2017/08/03
69877	BNP Paribas Issuance B.V.	Tencent R Bull CBBC Aug 2018 G	0.2500	303 per 100 units	305 per 100 units	2018/08/30	50,000,000	2017/08/03
60088	Credit Suisse AG	HKEX R Bull CBBC Apr 2018 B	0.2500	221.58 per 100 units	223.58 per 100 units	2018/04/12	70,000,000	2017/08/03
60089	Credit Suisse AG	HKEX R Bear CBBC Mar 2018 D	0.3900	259.78 per 100 units	257.78 per 100 units	2018/03/22	50,000,000	2017/08/03
60092	Credit Suisse AG	HKEX R Bear CBBC Mar 2018 E	0.4400	264.88 per 100 units	262.88 per 100 units	2018/03/28	50,000,000	2017/08/03
60068	Credit Suisse AG	HSBC R Bull CBBC Jan 2018 I	0.4200	73.2800	75.2800	2018/01/31	35,000,000	2017/08/03
60049	Credit Suisse AG	HSI R Bull CBBC Apr 2018 N	0.2500	26,981 per 12,000 units	27,131 per 12,000 units	2018/04/27	200,000,000	2017/08/03
60051	Credit Suisse AG	HSI R Bull CBBC Sep 2018 V	0.2500	26,800 per 10,000 units	27,000 per 10,000 units	2018/09/27	200,000,000	2017/08/03
60042	Credit Suisse AG	HSI R Bear CBBC Nov 2017 B	0.2500	27,150 per 12,000 units	26,950 per 12,000 units	2017/11/29	200,000,000	2017/08/03
60055	Credit Suisse AG	HSI R Bear CBBC Nov 2017 J	0.2500	28,750 per 12,000 units	28,550 per 12,000 units	2017/11/29	200,000,000	2017/08/03
60058	Credit Suisse AG	HSI R Bear CBBC Nov 2017 T	0.2500	28,850 per 12,000 units	28,650 per 12,000 units	2017/11/29	200,000,000	2017/08/03
60054	Credit Suisse AG	HSI R Bear CBBC Dec 2017 A	0.2500	28,128 per 10,000 units	28,028 per 10,000 units	2017/12/28	200,000,000	2017/08/03
60063	Credit Suisse AG	HSI R Bear CBBC Dec 2017 C	0.2500	29,100 per 10,000 units	28,900 per 10,000 units	2017/12/28	200,000,000	2017/08/03
60044	Credit Suisse AG	HSI R Bear CBBC Dec 2017 Z	0.2500	27,300 per 10,000 units	27,100 per 10,000 units	2017/12/28	200,000,000	2017/08/03
60080	Credit Suisse AG	Tencent R Bull CBBC Apr 2018 E	0.2500	305.68 per 100 units	308.18 per 100 units	2018/04/12	50,000,000	2017/08/03
60083	Credit Suisse AG	Tencent R Bear CBBC Mar 2018 C	0.6000	363.58 per 100 units	360.78 per 100 units	2018/03/02	60,000,000	2017/08/03
69888	Goldman Sachs Structured Products (Asia) Ltd.	HSI R Bull CBBC Aug 2018 I	0.2500	27,031 per 10,000 units	27,131 per 10,000 units	2018/08/30	200,000,000	2017/08/03
69890	Goldman Sachs Structured Products (Asia) Ltd.	HSI R Bull CBBC Sep 2018 R	0.2500	26,900 per 10,000 units	27,000 per 10,000 units	2018/09/27	200,000,000	2017/08/03
69698	Goldman Sachs Structured Products (Asia) Ltd.	HSI R Bear CBBC Nov 2017 C	0.2500	27,100 per 10,000 units	27,000 per 10,000 units	2017/11/29	200,000,000	2017/08/03
69832	Goldman Sachs Structured Products (Asia) Ltd.	HSI R Bear CBBC Dec 2017 C	0.2500	27,250 per 10,000 units	27,150 per 10,000 units	2017/12/28	200,000,000	2017/08/03
69750	Hongkong and Shanghai Banking Corporation Ltd., The	CC Bank R Bull CBBC Aug 2018 D	0.2500	6.3800	6.4800	2018/08/06	50,000,000	2017/08/03
69740	Hongkong and Shanghai Banking Corporation Ltd., The	CNOOC R Bull CBBC Aug 2018 A	0.2500	8.3800	8.5800	2018/08/06	50,000,000	2017/08/03
60000	Hongkong and Shanghai Banking Corporation Ltd., The	HKEX R Bull CBBC Jul 2018 N	0.2500	220.88 per 100 units	222.88 per 100 units	2018/07/03	50,000,000	2017/08/03

Newly listed callable bull/bear contracts (continued)

Code	Issuer	Name of issue	Issue prices (HK\$)	Strike price (HKD)/Strike level per 10 units	Call price (HKD)/Call level per 10 units	Expiry date	No. of issue (units)	Listing date
60002	Hongkong and Shanghai Banking Corporation Ltd., The	HKEX R Bear CBBC Jul 2018 E	0.4000	257.38 per 100 units	254.88 per 100 units	2018/07/16	40,000,000	2017/08/03
69758	Hongkong and Shanghai Banking Corporation Ltd., The	HKT-SS R Bull CBBC Nov 2018 A	0.2500	8.8800	9.1800	2018/11/26	40,000,000	2017/08/03
60003	Hongkong and Shanghai Banking Corporation Ltd., The	HSI R Bull CBBC Mar 2018 J	0.2500	26,948 per 15,000 units	27,098 per 15,000 units	2018/03/28	100,000,000	2017/08/03
69785	Hongkong and Shanghai Banking Corporation Ltd., The	HSI R Bull CBBC Apr 2018 R	0.2500	26,698 per 20,000 units	26,898 per 20,000 units	2018/04/27	150,000,000	2017/08/03
69814	Hongkong and Shanghai Banking Corporation Ltd., The	HSI R Bull CBBC Apr 2018 S	0.2500	26,848 per 15,000 units	26,998 per 15,000 units	2018/04/27	100,000,000	2017/08/03
69819	Hongkong and Shanghai Banking Corporation Ltd., The	HSI R Bear CBBC Jul 2018 L	0.2500	29,138 per 15,000 units	28,988 per 15,000 units	2018/07/30	100,000,000	2017/08/03
69826	Hongkong and Shanghai Banking Corporation Ltd., The	HSI R Bear CBBC Jul 2018 M	0.2500	29,238 per 15,000 units	29,088 per 15,000 units	2018/07/30	100,000,000	2017/08/03
69815	Hongkong and Shanghai Banking Corporation Ltd., The	HSI R Bear CBBC Oct 2018 D	0.2500	30,738 per 20,000 units	30,538 per 20,000 units	2018/10/30	150,000,000	2017/08/03
69751	Hongkong and Shanghai Banking Corporation Ltd., The	ICBC R Bull CBBC Aug 2018 B	0.2500	5.2800	5.3800	2018/08/06	50,000,000	2017/08/03
69752	Hongkong and Shanghai Banking Corporation Ltd., The	ICBC R Bear CBBC Sep 2018 A	0.2500	6.6800	6.5800	2018/09/17	40,000,000	2017/08/03
69743	Hongkong and Shanghai Banking Corporation Ltd., The	Lenovo R Bear CBBC May 2018 B	0.2500	5.7300	5.5800	2018/05/07	40,000,000	2017/08/03
69744	Hongkong and Shanghai Banking Corporation Ltd., The	Lenovo R Bear CBBC Sep 2018 A	0.2500	6.2300	6.0800	2018/09/17	40,000,000	2017/08/03
69731	Hongkong and Shanghai Banking Corporation Ltd., The	PetCh R Bull CBBC Aug 2018 C	0.2500	4.7800	4.9300	2018/08/06	50,000,000	2017/08/03
69997	Hongkong and Shanghai Banking Corporation Ltd., The	Tencent R Bull CBBC Jan 2018 S	0.2500	304.88 per 100 units	306.88 per 100 units	2018/01/29	60,000,000	2017/08/03
69729	Hongkong and Shanghai Banking Corporation Ltd., The	Tencent R Bull CBBC Mar 2018 V	0.2500	302.88 per 100 units	304.88 per 100 units	2018/03/19	60,000,000	2017/08/03
69998	Hongkong and Shanghai Banking Corporation Ltd., The	Tencent R Bear CBBC Aug 2018 E	0.4000	343.38 per 100 units	340.88 per 100 units	2018/08/06	50,000,000	2017/08/03
69701	Hongkong and Shanghai Banking Corporation Ltd., The	Tracker Fund R Bull CBBC Dec 2018 B	0.2500	24.48 per 100 units	24.88 per 100 units	2018/12/17	50,000,000	2017/08/03
60011	J.P. Morgan Structured Products B.V.	HKEX R Bull CBBC Dec 2017 Q	0.2500	220.88 per 100 units	222.88 per 100 units	2017/12/15	40,000,000	2017/08/03
60012	J.P. Morgan Structured Products B.V.	HKEX R Bear CBBC Jun 2018 A	0.3500	256.88 per 100 units	254.08 per 100 units	2018/06/15	40,000,000	2017/08/03
60013	J.P. Morgan Structured Products B.V.	HSBC R Bull CBBC Oct 2018 A	0.2500	75.88 per 100 units	76.88 per 100 units	2018/10/19	100,000,000	2017/08/03
60014	J.P. Morgan Structured Products B.V.	HSI R Bull CBBC Oct 2018 Q	0.2500	27,031 per 10,000 units	27,131 per 10,000 units	2018/10/30	200,000,000	2017/08/03
60015	J.P. Morgan Structured Products B.V.	HSI R Bull CBBC Nov 2018 F	0.2500	26,800 per 10,000 units	27,000 per 10,000 units	2018/11/29	200,000,000	2017/08/03
60004	J.P. Morgan Structured Products B.V.	HSI R Bear CBBC Nov 2017 H	0.2500	27,148 per 10,000 units	27,048 per 10,000 units	2017/11/29	200,000,000	2017/08/03
60016	J.P. Morgan Structured Products B.V.	HSI R Bear CBBC Jan 2018 W	0.2500	28,748 per 10,000 units	28,648 per 10,000 units	2018/01/30	200,000,000	2017/08/03
60017	J.P. Morgan Structured Products B.V.	HSI R Bear CBBC Feb 2018 I	0.2500	29,100 per 10,000 units	28,900 per 10,000 units	2018/02/27	200,000,000	2017/08/03
60019	J.P. Morgan Structured Products B.V.	HSI R Bear CBBC Feb 2018 J	0.3200	30,200 per 10,000 units	30,000 per 10,000 units	2018/02/27	200,000,000	2017/08/03
60006	J.P. Morgan Structured Products B.V.	Tencent R Bull CBBC Jan 2018 H	0.2500	303.08 per 100 units	305.88 per 100 units	2018/01/19	40,000,000	2017/08/03
60007	J.P. Morgan Structured Products B.V.	Tencent R Bear CBBC Jun 2018 F	0.4500	352.88 per 100 units	350.08 per 100 units	2018/06/15	40,000,000	2017/08/03
69837	Macquarie Bank Ltd.	HSI R Bull CBBC Jul 2018 I	0.2500	26,158 per 20,000 units	26,308 per 20,000 units	2018/07/30	40,000,000	2017/08/03
69843	Macquarie Bank Ltd.	HSI R Bull CBBC Jul 2018 J	0.2500	26,058 per 20,000 units	26,208 per 20,000 units	2018/07/30	40,000,000	2017/08/03
69863	Macquarie Bank Ltd.	HSI R Bull CBBC Jul 2018 K	0.2500	25,658 per 20,000 units	25,808 per 20,000 units	2018/07/30	40,000,000	2017/08/03
69865	Macquarie Bank Ltd.	HSI R Bull CBBC Jul 2018 L	0.2500	25,458 per 20,000 units	25,608 per 20,000 units	2018/07/30	40,000,000	2017/08/03
69870	Macquarie Bank Ltd.	HSI R Bull CBBC Jul 2018 M	0.2500	25,258 per 20,000 units	25,408 per 20,000 units	2018/07/30	40,000,000	2017/08/03
69876	Macquarie Bank Ltd.	HSI R Bull CBBC Jul 2018 N	0.2500	25,858 per 20,000 units	26,008 per 20,000 units	2018/07/30	40,000,000	2017/08/03
69972	Macquarie Bank Ltd.	Tencent R Bull CBBC Mar 2018 A	0.3460	302.88 per 100 units	304.88 per 100 units	2018/03/29	29,000,000	2017/08/03
69976	Macquarie Bank Ltd.	Tencent R Bear CBBC Mar 2018 B	0.5770	332.88 per 100 units	330.18 per 100 units	2018/03/29	18,000,000	2017/08/03
60105	SGA Societe Generale Acceptance N.V./SG Issuer	BOCL R Bull CBBC Jul 2018 A	0.2500	3.7200	3.8000	2018/07/27	100,000,000	2017/08/03
60116	SGA Societe Generale Acceptance N.V./SG Issuer	COVS R Bull CBBC Mar 2018 A	0.2500	24.4000	25.0000	2018/03/16	40,000,000	2017/08/03
60125	SGA Societe Generale Acceptance N.V./SG Issuer	HKEX R Bull CBBC Jan 2018 I	0.2500	221.40 per 100 units	223.40 per 100 units	2018/01/16	50,000,000	2017/08/03
60129	SGA Societe Generale Acceptance N.V./SG Issuer	HKEX R Bear CBBC Jun 2018 D	0.3500	257 per 100 units	255 per 100 units	2018/06/22	50,000,000	2017/08/03
60039	SGA Societe Generale Acceptance N.V./SG Issuer	HSI R Bull CBBC Nov 2018 Q	0.2500	26,958 per 12,000 units	27,058 per 12,000 units	2018/11/29	200,000,000	2017/08/03
60040	SGA Societe Generale Acceptance N.V./SG Issuer	HSI R Bull CBBC Dec 2018 H	0.2500	26,908 per 10,000 units	27,108 per 10,000 units	2018/12/28	200,000,000	2017/08/03
60021	SGA Societe Generale Acceptance N.V./SG Issuer	HSI R Bear CBBC Nov 2017 X	0.2500	27,238 per 12,000 units	27,138 per 12,000 units	2017/11/29	200,000,000	2017/08/03

Newly listed callable bull/bear contracts (continued)

Code	Issuer	Name of issue	Issue prices (HK\$)	Strike price (HKD)/Strike level per 10 units	Call price (HKD)/Call level per 10 units	Expiry date	No. of issue (units)	Listing date
60031	SGA Societe Generale Acceptance N.V./SG Issuer	HSI R Bear CBBC Nov 2017 Y	0.2500	28,488 per 10,000 units	28,388 per 10,000 units	2017/11/29	200,000,000	2017/08/03
60033	SGA Societe Generale Acceptance N.V./SG Issuer	HSI R Bear CBBC Nov 2017 Z	0.2500	29,288 per 10,000 units	29,188 per 10,000 units	2017/11/29	200,000,000	2017/08/03
60034	SGA Societe Generale Acceptance N.V./SG Issuer	HSI R Bear CBBC Dec 2017 T	0.2500	27,288 per 12,000 units	27,188 per 12,000 units	2017/12/28	200,000,000	2017/08/03
60035	SGA Societe Generale Acceptance N.V./SG Issuer	HSI R Bear CBBC Dec 2017 U	0.2500	28,638 per 12,000 units	28,538 per 12,000 units	2017/12/28	200,000,000	2017/08/03
60036	SGA Societe Generale Acceptance N.V./SG Issuer	HSI R Bear CBBC Jan 2018 C	0.2500	28,388 per 10,000 units	28,288 per 10,000 units	2018/01/30	200,000,000	2017/08/03
60037	SGA Societe Generale Acceptance N.V./SG Issuer	HSI R Bear CBBC Jan 2018 D	0.2500	28,888 per 10,000 units	28,788 per 10,000 units	2018/01/30	200,000,000	2017/08/03
60038	SGA Societe Generale Acceptance N.V./SG Issuer	HSI R Bear CBBC Mar 2018 C	0.3300	30,288 per 10,000 units	30,188 per 10,000 units	2018/03/28	200,000,000	2017/08/03
60130	SGA Societe Generale Acceptance N.V./SG Issuer	Tencent R Bull CBBC Dec 2017 J	0.2500	306.20 per 100 units	308.20 per 100 units	2017/12/22	80,000,000	2017/08/03
69836	SGA Societe Generale Acceptance N.V./SG Issuer	Tencent R Bear CBBC Jun 2018 B	0.2500	308 per 100 units	306 per 100 units	2018/06/14	80,000,000	2017/08/03
60136	SGA Societe Generale Acceptance N.V./SG Issuer	Tencent R Bear CBBC Sep 2018 A	0.4700	353 per 100 units	351 per 100 units	2018/09/14	80,000,000	2017/08/03
69894	UBS AG	CC Bank R Bull CBBC Jul 2018 B	0.2500	6.2800	6.3800	2018/07/23	60,000,000	2017/08/03
69968	UBS AG	HSI R Bull CBBC Sep 2018 K	0.2500	26,800 per 12,000 units	27,000 per 12,000 units	2018/09/27	250,000,000	2017/08/03
69966	UBS AG	HSI R Bull CBBC Oct 2018 F	0.2500	27,031 per 10,000 units	27,131 per 10,000 units	2018/10/30	200,000,000	2017/08/03
69892	UBS AG	HSI R Bear CBBC Nov 2017 H	0.2500	27,150 per 12,000 units	26,950 per 12,000 units	2017/11/29	250,000,000	2017/08/03
69950	UBS AG	HSI R Bear CBBC Nov 2017 I	0.2500	28,050 per 12,000 units	27,850 per 12,000 units	2017/11/29	250,000,000	2017/08/03
60235	Credit Suisse AG	AIA R Bull CBBC Feb 2018 B	0.2500	56.78 per 100 units	57.38 per 100 units	2018/02/09	50,000,000	2017/08/04
60219	Credit Suisse AG	HKEX R Bull CBBC Feb 2018 A	0.2500	217.98 per 100 units	219.98 per 100 units	2018/02/28	80,000,000	2017/08/04
60262	Credit Suisse AG	HSCEI R Bull CBBC Apr 2018 C	0.2500	10,328 per 10,000 units	10,428 per 10,000 units	2018/04/27	150,000,000	2017/08/04
60212	Credit Suisse AG	HSI R Bull CBBC Mar 2018 Q	0.2500	26,538 per 10,000 units	26,638 per 10,000 units	2018/03/28	200,000,000	2017/08/04
60243	Credit Suisse AG	HSI R Bull CBBC Mar 2018 R	0.2500	26,879 per 10,000 units	26,979 per 10,000 units	2018/03/28	200,000,000	2017/08/04
60204	Credit Suisse AG	HSI R Bull CBBC Sep 2018 W	0.2500	26,900 per 10,000 units	27,100 per 10,000 units	2018/09/27	200,000,000	2017/08/04
60215	Credit Suisse AG	HSI R Bear CBBC Dec 2017 M	0.2500	27,200 per 10,000 units	27,000 per 10,000 units	2017/12/28	200,000,000	2017/08/04
60232	Credit Suisse AG	Lenovo R Bull CBBC Mar 2018 B	0.2500	4.4400	4.5900	2018/03/02	50,000,000	2017/08/04
60224	Credit Suisse AG	Tencent R Bull CBBC Mar 2018 O	0.2500	302.48 per 100 units	304.98 per 100 units	2018/03/28	50,000,000	2017/08/04
60227	Credit Suisse AG	Tencent R Bear CBBC Feb 2018 K	0.2500	309.78 per 100 units	306.98 per 100 units	2018/02/15	60,000,000	2017/08/04
60259	The Bank of East Asia, Ltd.	CKH R Bull CBBC May 2018 A	0.2500	94.38 per 100 units	95.88 per 100 units	2018/05/11	40,000,000	2017/08/04
60257	The Bank of East Asia, Ltd.	Lenovo R Bull CBBC May 2018 A	0.2500	4.6300	4.7800	2018/05/11	40,000,000	2017/08/04
60245	The Bank of East Asia, Ltd.	PICC P&C R Bull CBBC May 2018 A	0.2500	12.8800	13.2800	2018/05/11	40,000,000	2017/08/04
60283	Goldman Sachs Structured Products (Asia) Ltd.	HSI R Bear CBBC Dec 2017 D	0.2500	27,250 per 12,000 units	27,100 per 12,000 units	2017/12/28	200,000,000	2017/08/04
60191	Hongkong and Shanghai Banking Corporation Ltd., The	AIA R Bear CBBC Jul 2018 B	0.2500	70.58 per 100 units	69.88 per 100 units	2018/07/03	40,000,000	2017/08/04
60190	Hongkong and Shanghai Banking Corporation Ltd., The	COVS R Bull CBBC Jul 2018 A	0.2500	25.0800	25.6800	2018/07/16	40,000,000	2017/08/04
60182	Hongkong and Shanghai Banking Corporation Ltd., The	COVS R Bull CBBC Aug 2018 A	0.3500	23.5800	24.1800	2018/08/06	40,000,000	2017/08/04
60176	Hongkong and Shanghai Banking Corporation Ltd., The	Sinopec Corp R Bear CBBC Jan 2018 A	0.2500	6.4300	6.2800	2018/01/29	40,000,000	2017/08/04
60181	Hongkong and Shanghai Banking Corporation Ltd., The	Sinopec Corp R Bear CBBC Mar 2018 A	0.2500	6.8300	6.6800	2018/03/19	40,000,000	2017/08/04
60193	Hongkong and Shanghai Banking Corporation Ltd., The	China Shenhua R Bull CBBC Aug 2018 A	0.2500	17.3800	17.8800	2018/08/06	40,000,000	2017/08/04
60172	Hongkong and Shanghai Banking Corporation Ltd., The	HSI R Bear CBBC Mar 2018 R	0.2500	27,238 per 15,000 units	27,088 per 15,000 units	2018/03/28	100,000,000	2017/08/04
60192	Hongkong and Shanghai Banking Corporation Ltd., The	Lenovo R Bull CBBC Aug 2018 B	0.2500	4.1000	4.2500	2018/08/13	40,000,000	2017/08/04
60163	Haitong International Securities Co. Ltd.	BOCL R Bull CBBC Jul 2018 A	0.2500	3.4800	3.5800	2018/07/27	100,000,000	2017/08/04
60151	Haitong International Securities Co. Ltd.	CC Bank R Bull CBBC Jul 2018 A	0.2500	6.1800	6.2800	2018/07/30	100,000,000	2017/08/04
60155	Haitong International Securities Co. Ltd.	ICBC R Bull CBBC Jul 2018 A	0.2500	4.9800	5.0800	2018/07/30	100,000,000	2017/08/04
60148	Haitong International Securities Co. Ltd.	Lenovo R Bull CBBC Aug 2018 A	0.2500	4.5500	4.6800	2018/08/10	100,000,000	2017/08/04
60142	Haitong International Securities Co. Ltd.	Tencent R Bull CBBC Jun 2018 D	0.2500	296 per 100 units	298.80 per 100 units	2018/06/28	60,000,000	2017/08/04
60143	Haitong International Securities Co. Ltd.	Tencent R Bear CBBC Apr 2018 B	0.2500	320.80 per 100 units	318 per 100 units	2018/04/26	60,000,000	2017/08/04

Newly listed callable bull/bear contracts (continued)

Code	Issuer	Name of issue	Issue prices (HK\$)	Strike price (HKD)/Strike level per 10 units	Call price (HKD)/Call level per 10 units	Expiry date	No. of issue (units)	Listing date
60315	J.P. Morgan Structured Products B.V.	HSI R Bull CBBC Oct 2018 R	0.2500	26,900 per 10,000 units	27,100 per 10,000 units	2018/10/30	200,000,000	2017/08/04
60325	J.P. Morgan Structured Products B.V.	HSI R Bull CBBC Nov 2018 G	0.2500	26,700 per 10,000 units	26,900 per 10,000 units	2018/11/29	200,000,000	2017/08/04
60331	J.P. Morgan Structured Products B.V.	HSI R Bear CBBC Nov 2017 I	0.2500	27,248 per 10,000 units	27,148 per 10,000 units	2017/11/29	200,000,000	2017/08/04
60140	SGA Societe Generale Acceptance N.V./SG Issuer	CMob R Bull CBBC Feb 2018 C	0.2500	81.80 per 100 units	83 per 100 units	2018/02/08	100,000,000	2017/08/04
60141	SGA Societe Generale Acceptance N.V./SG Issuer	HKEX R Bull CBBC Feb 2018 G	0.2500	219.20 per 100 units	221.20 per 100 units	2018/02/22	50,000,000	2017/08/04
60343	SGA Societe Generale Acceptance N.V./SG Issuer	HSI R Bull CBBC Dec 2018 I	0.2500	26,858 per 12,000 units	26,958 per 12,000 units	2018/12/28	200,000,000	2017/08/04
60341	SGA Societe Generale Acceptance N.V./SG Issuer	HSI R Bear CBBC Dec 2017 V	0.2500	27,188 per 10,000 units	27,088 per 10,000 units	2017/12/28	200,000,000	2017/08/04
60194	SGA Societe Generale Acceptance N.V./SG Issuer	Lenovo R Bull CBBC Oct 2018 B	0.2500	4.5000	4.6500	2018/10/15	40,000,000	2017/08/04
60196	SGA Societe Generale Acceptance N.V./SG Issuer	PICC P&C R Bull CBBC Dec 2018 A	0.3450	11.1000	11.5000	2018/12/03	40,000,000	2017/08/04
60197	SGA Societe Generale Acceptance N.V./SG Issuer	Ping An R Bull CBBC Mar 2018 G	0.2500	54.60 per 100 units	55.20 per 100 units	2018/03/09	100,000,000	2017/08/04
60295	UBS AG	HSI R Bull CBBC Aug 2018 D	0.2500	26,700 per 12,000 units	26,900 per 12,000 units	2018/08/30	250,000,000	2017/08/04
60291	UBS AG	HSI R Bull CBBC Nov 2018 G	0.2500	26,900 per 12,000 units	27,100 per 12,000 units	2018/11/29	250,000,000	2017/08/04
60306	UBS AG	HSI R Bear CBBC Nov 2017 J	0.2500	29,000 per 10,000 units	28,900 per 10,000 units	2017/11/29	200,000,000	2017/08/04
60311	UBS AG	HSI R Bear CBBC Nov 2017 K	0.2500	27,200 per 12,000 units	27,000 per 12,000 units	2017/11/29	250,000,000	2017/08/04
60296	UBS AG	HSI R Bear CBBC Dec 2017 A	0.2600	30,200 per 12,000 units	30,000 per 12,000 units	2017/12/28	250,000,000	2017/08/04
60312	UBS AG	Lenovo R Bull CBBC Aug 2018 A	0.2500	4.3000	4.5000	2018/08/20	40,000,000	2017/08/04
60493	BNP Paribas Issuance B.V.	HSI R Bull CBBC Sep 2018 T	0.2500	27,000 per 10,000 units	27,200 per 10,000 units	2018/09/27	250,000,000	2017/08/07
60503	BNP Paribas Issuance B.V.	HSI R Bull CBBC Sep 2018 U	0.2500	27,100 per 10,000 units	27,300 per 10,000 units	2018/09/27	250,000,000	2017/08/07
60345	BNP Paribas Issuance B.V.	HSI R Bear CBBC Mar 2018 F	0.2500	28,800 per 10,000 units	28,600 per 10,000 units	2018/03/28	250,000,000	2017/08/07
60353	BNP Paribas Issuance B.V.	HSI R Bear CBBC Mar 2018 G	0.2500	29,000 per 10,000 units	28,800 per 10,000 units	2018/03/28	250,000,000	2017/08/07
60354	BNP Paribas Issuance B.V.	HSI R Bear CBBC Mar 2018 H	0.2750	29,700 per 10,000 units	29,500 per 10,000 units	2018/03/28	250,000,000	2017/08/07
60374	BNP Paribas Issuance B.V.	HSI R Bear CBBC Mar 2018 I	0.2500	27,400 per 10,000 units	27,200 per 10,000 units	2018/03/28	250,000,000	2017/08/07
60409	BNP Paribas Issuance B.V.	HSI R Bear CBBC Mar 2018 J	0.2500	27,500 per 10,000 units	27,300 per 10,000 units	2018/03/28	250,000,000	2017/08/07
60515	BNP Paribas Issuance B.V.	Ping An R Bull CBBC Aug 2018 F	0.2500	56.90 per 100 units	57.50 per 100 units	2018/08/30	200,000,000	2017/08/07
60513	BNP Paribas Issuance B.V.	Tencent R Bull CBBC Aug 2018 H	0.2500	308 per 100 units	310 per 100 units	2018/08/30	50,000,000	2017/08/07
60514	BNP Paribas Issuance B.V.	Tencent R Bear CBBC Apr 2018 X	0.3500	342 per 100 units	340 per 100 units	2018/04/27	50,000,000	2017/08/07
60577	Credit Suisse AG	AIA R Bull CBBC Feb 2018 C	0.2500	60.88 per 100 units	61.48 per 100 units	2018/02/15	50,000,000	2017/08/07
60578	Credit Suisse AG	AIA R Bear CBBC Feb 2018 B	0.2500	72.88 per 100 units	72.28 per 100 units	2018/02/15	100,000,000	2017/08/07
60569	Credit Suisse AG	BOCL R Bull CBBC May 2018 B	0.2500	3.7000	3.7800	2018/05/18	100,000,000	2017/08/07
60573	Credit Suisse AG	BOCL R Bear CBBC Apr 2018 B	0.2500	4.4400	4.3600	2018/04/27	100,000,000	2017/08/07
60609	Credit Suisse AG	HSBC R Bull CBBC Feb 2018 E	0.2500	77.22 per 100 units	78.42 per 100 units	2018/02/02	100,000,000	2017/08/07
60612	Credit Suisse AG	HSBC R Bear CBBC Jan 2018 E	0.2500	95.28 per 100 units	93.78 per 100 units	2018/01/31	100,000,000	2017/08/07
60620	Credit Suisse AG	HSBC R Bear CBBC Feb 2018 C	1.0000	87.6800	85.6800	2018/02/02	50,000,000	2017/08/07
60546	Credit Suisse AG	HSI R Bull CBBC Mar 2018 S	0.2500	27,078 per 10,000 units	27,178 per 10,000 units	2018/03/28	200,000,000	2017/08/07
60551	Credit Suisse AG	HSI R Bull CBBC Apr 2018 O	0.2500	27,173 per 12,000 units	27,323 per 12,000 units	2018/04/27	200,000,000	2017/08/07
60523	Credit Suisse AG	HSI R Bull CBBC Sep 2018 X	0.2500	26,700 per 10,000 units	26,900 per 10,000 units	2018/09/27	200,000,000	2017/08/07
60553	Credit Suisse AG	HSI R Bear CBBC Nov 2017 L	0.2500	28,950 per 12,000 units	28,750 per 12,000 units	2017/11/29	200,000,000	2017/08/07
60519	Credit Suisse AG	HSI R Bear CBBC Nov 2017 U	0.2500	27,350 per 12,000 units	27,150 per 12,000 units	2017/11/29	200,000,000	2017/08/07
60556	Credit Suisse AG	HSI R Bear CBBC Dec 2017 B	0.2500	29,300 per 10,000 units	29,100 per 10,000 units	2017/12/28	200,000,000	2017/08/07
60520	Credit Suisse AG	HSI R Bear CBBC Dec 2017 K	0.2500	27,500 per 10,000 units	27,300 per 10,000 units	2017/12/28	200,000,000	2017/08/07
60557	Credit Suisse AG	HSI R Bear CBBC Dec 2017 S	0.2500	29,500 per 10,000 units	29,300 per 10,000 units	2017/12/28	200,000,000	2017/08/07
60552	Credit Suisse AG	HSI R Bear CBBC Jan 2018 A	0.2500	28,428 per 10,000 units	28,328 per 10,000 units	2018/01/30	200,000,000	2017/08/07
60561	Credit Suisse AG	Tencent R Bull CBBC Apr 2018 F	0.2500	310.88 per 100 units	313.38 per 100 units	2018/04/06	50,000,000	2017/08/07

Newly listed callable bull/bear contracts (continued)

Code	Issuer	Name of issue	Issue prices (HK\$)	Strike price (HKD)/Strike level per 10 units	Call price (HKD)/Call level per 10 units	Expiry date	No. of issue (units)	Listing date
60562	Credit Suisse AG	Tencent R Bear CBBC Mar 2018 D	0.2500	325.68 per 100 units	322.88 per 100 units	2018/03/09	100,000,000	2017/08/07
60564	Credit Suisse AG	Tencent R Bear CBBC Mar 2018 E	0.4900	358.48 per 100 units	355.68 per 100 units	2018/03/29	100,000,000	2017/08/07
60418	The Bank of East Asia, Ltd.	CM Bank R Bull CBBC Jun 2018 A	0.4000	23.8800	24.2800	2018/06/04	25,000,000	2017/08/07
60424	The Bank of East Asia, Ltd.	HSBC Holdings R Bull CBBC Feb 2018 A	0.2500	77.08 per 100 units	78.28 per 100 units	2018/02/15	60,000,000	2017/08/07
60411	The Bank of East Asia, Ltd.	Tencent R Bull CBBC Jun 2018 J	0.2500	307.48 per 100 units	310.28 per 100 units	2018/06/04	40,000,000	2017/08/07
60423	The Bank of East Asia, Ltd.	Tencent R Bull CBBC Jun 2018 K	0.2500	310.48 per 100 units	313.28 per 100 units	2018/06/04	40,000,000	2017/08/07
60415	The Bank of East Asia, Ltd.	Tencent R Bear CBBC Jun 2018 D	0.2500	331.68 per 100 units	328.88 per 100 units	2018/06/04	40,000,000	2017/08/07
60442	Goldman Sachs Structured Products (Asia) Ltd.	HSI R Bull CBBC Sep 2018 S	0.2500	27,100 per 10,000 units	27,200 per 10,000 units	2018/09/27	200,000,000	2017/08/07
60445	Goldman Sachs Structured Products (Asia) Ltd.	HSI R Bull CBBC Oct 2018 O	0.2500	27,223 per 10,000 units	27,323 per 10,000 units	2018/10/30	200,000,000	2017/08/07
60407	Goldman Sachs Structured Products (Asia) Ltd.	HSI R Bear CBBC Nov 2017 D	0.2500	27,300 per 10,000 units	27,200 per 10,000 units	2017/11/29	200,000,000	2017/08/07
60408	Goldman Sachs Structured Products (Asia) Ltd.	HSI R Bear CBBC Dec 2017 E	0.2500	27,400 per 10,000 units	27,300 per 10,000 units	2017/12/28	200,000,000	2017/08/07
60398	Hongkong and Shanghai Banking Corporation Ltd., The	AAC Tech R Bull CBBC Aug 2018 A	0.2500	80.88 per 100 units	84.88 per 100 units	2018/08/06	40,000,000	2017/08/07
60389	Hongkong and Shanghai Banking Corporation Ltd., The	CM Bank R Bull CBBC Aug 2018 A	0.4000	21.7800	22.3800	2018/08/06	40,000,000	2017/08/07
60384	Hongkong and Shanghai Banking Corporation Ltd., The	Great Wall Motor R Bull CBBC Jul 2018 D	0.2500	8.9800	9.4800	2018/07/03	40,000,000	2017/08/07
60430	Hongkong and Shanghai Banking Corporation Ltd., The	HKEX R Bull CBBC Jun 2018 F	0.2500	217.88 per 100 units	219.88 per 100 units	2018/06/25	50,000,000	2017/08/07
60434	Hongkong and Shanghai Banking Corporation Ltd., The	Sunny Optical R Bull CBBC Aug 2018 A	0.3000	65.88 per 100 units	70.88 per 100 units	2018/08/06	40,000,000	2017/08/07
60433	Hongkong and Shanghai Banking Corporation Ltd., The	Tencent R Bull CBBC Jan 2018 T	0.2500	310.88 per 100 units	312.88 per 100 units	2018/01/15	60,000,000	2017/08/07
60377	Hongkong and Shanghai Banking Corporation Ltd., The	Tencent R Bull CBBC Feb 2018 F	0.2500	308.88 per 100 units	310.88 per 100 units	2018/02/05	60,000,000	2017/08/07
60406	Hongkong and Shanghai Banking Corporation Ltd., The	Tencent R Bull CBBC Feb 2018 G	0.2500	306.88 per 100 units	308.88 per 100 units	2018/02/12	60,000,000	2017/08/07
60380	Hongkong and Shanghai Banking Corporation Ltd., The	Tencent R Bear CBBC Aug 2018 F	0.4500	348.38 per 100 units	345.88 per 100 units	2018/08/13	50,000,000	2017/08/07
60629	J.P. Morgan Structured Products B.V.	HSI R Bull CBBC Oct 2018 S	0.2500	27,223 per 10,000 units	27,323 per 10,000 units	2018/10/30	200,000,000	2017/08/07
60630	J.P. Morgan Structured Products B.V.	HSI R Bull CBBC Nov 2018 H	0.2500	27,000 per 10,000 units	27,200 per 10,000 units	2018/11/29	200,000,000	2017/08/07
60622	J.P. Morgan Structured Products B.V.	HSI R Bear CBBC Nov 2017 J	0.2500	27,200 per 10,000 units	27,000 per 10,000 units	2017/11/29	200,000,000	2017/08/07
60625	J.P. Morgan Structured Products B.V.	HSI R Bear CBBC Nov 2017 K	0.2500	27,348 per 10,000 units	27,248 per 10,000 units	2017/11/29	200,000,000	2017/08/07
60627	J.P. Morgan Structured Products B.V.	Ping An R Bull CBBC May 2018 D	0.2500	56.28 per 100 units	56.88 per 100 units	2018/05/18	100,000,000	2017/08/07
60626	J.P. Morgan Structured Products B.V.	Tencent R Bull CBBC Feb 2018 E	0.2500	309.08 per 100 units	311.88 per 100 units	2018/02/15	40,000,000	2017/08/07
60420	SGA Societe Generale Acceptance N.V./SG Issuer	Galaxy R Bull CBBC Mar 2018 D	0.2500	47.20 per 100 units	48 per 100 units	2018/03/22	100,000,000	2017/08/07
60701	SGA Societe Generale Acceptance N.V./SG Issuer	HSBC R Bull CBBC Jun 2018 D	0.2500	77.40 per 100 units	78.40 per 100 units	2018/06/28	100,000,000	2017/08/07
60762	SGA Societe Generale Acceptance N.V./SG Issuer	HSI R Bull CBBC Nov 2018 R	0.2500	27,208 per 10,000 units	27,308 per 10,000 units	2018/11/29	200,000,000	2017/08/07
60764	SGA Societe Generale Acceptance N.V./SG Issuer	HSI R Bull CBBC Dec 2018 J	0.2500	27,158 per 12,000 units	27,258 per 12,000 units	2018/12/28	200,000,000	2017/08/07
60765	SGA Societe Generale Acceptance N.V./SG Issuer	HSI R Bull CBBC Jan 2019 C	0.2500	26,908 per 10,000 units	27,008 per 10,000 units	2019/01/30	200,000,000	2017/08/07
60731	SGA Societe Generale Acceptance N.V./SG Issuer	HSI R Bear CBBC Nov 2017 A	0.2500	27,538 per 10,000 units	27,338 per 10,000 units	2017/11/29	200,000,000	2017/08/07
60732	SGA Societe Generale Acceptance N.V./SG Issuer	HSI R Bear CBBC Nov 2017 D	0.2500	28,588 per 10,000 units	28,488 per 10,000 units	2017/11/29	200,000,000	2017/08/07
60745	SGA Societe Generale Acceptance N.V./SG Issuer	HSI R Bear CBBC Nov 2017 E	0.2500	28,988 per 10,000 units	28,888 per 10,000 units	2017/11/29	200,000,000	2017/08/07
60747	SGA Societe Generale Acceptance N.V./SG Issuer	HSI R Bear CBBC Dec 2017 W	0.2500	27,488 per 12,000 units	27,388 per 12,000 units	2017/12/28	200,000,000	2017/08/07
60758	SGA Societe Generale Acceptance N.V./SG Issuer	HSI R Bear CBBC Jan 2018 E	0.2500	28,688 per 10,000 units	28,588 per 10,000 units	2018/01/30	200,000,000	2017/08/07
60705	SGA Societe Generale Acceptance N.V./SG Issuer	Ping An R Bull CBBC Mar 2018 H	0.2500	56.70 per 100 units	57.30 per 100 units	2018/03/08	100,000,000	2017/08/07
60710	SGA Societe Generale Acceptance N.V./SG Issuer	Tencent R Bull CBBC Jan 2018 Q	0.2500	311.20 per 100 units	313.20 per 100 units	2018/01/25	80,000,000	2017/08/07
60720	SGA Societe Generale Acceptance N.V./SG Issuer	Tencent R Bull CBBC Mar 2018 O	0.2500	304.40 per 100 units	306.40 per 100 units	2018/03/21	80,000,000	2017/08/07
60356	SGA Societe Generale Acceptance N.V./SG Issuer	Tencent R Bear CBBC Mar 2018 F	0.2500	312 per 100 units	310 per 100 units	2018/03/28	80,000,000	2017/08/07
60724	SGA Societe Generale Acceptance N.V./SG Issuer	Tencent R Bear CBBC Mar 2018 G	0.2500	326 per 100 units	324 per 100 units	2018/03/21	80,000,000	2017/08/07
60727	SGA Societe Generale Acceptance N.V./SG Issuer	Tencent R Bear CBBC Jun 2018 C	0.4750	359 per 100 units	357 per 100 units	2018/06/22	80,000,000	2017/08/07
60665	UBS AG	HSBC R Bull CBBC May 2018 A	0.2500	76.80 per 100 units	78 per 100 units	2018/05/29	50,000,000	2017/08/07

Newly listed callable bull/bear contracts (continued)

Code	Issuer	Name of issue	Issue prices (HK\$)	Strike price (HKD)/Strike level per 10 units	Call price (HKD)/Call level per 10 units	Expiry date	No. of issue (units)	Listing date
60670	UBS AG	HSBC R Bear CBBC Dec 2017 A	0.2500	84.38 per 100 units	82.88 per 100 units	2017/12/21	50,000,000	2017/08/07
60632	UBS AG	HSI R Bull CBBC Sep 2018 L	0.2500	27,223 per 10,000 units	27,323 per 10,000 units	2018/09/27	200,000,000	2017/08/07
60652	UBS AG	HSI R Bull CBBC Oct 2018 G	0.2500	26,950 per 10,000 units	27,050 per 10,000 units	2018/10/30	200,000,000	2017/08/07
60635	UBS AG	HSI R Bull CBBC Nov 2018 H	0.2500	27,000 per 12,000 units	27,200 per 12,000 units	2018/11/29	250,000,000	2017/08/07
60448	UBS AG	HSI R Bear CBBC Nov 2017 L	0.2500	27,150 per 10,000 units	27,050 per 10,000 units	2017/11/29	200,000,000	2017/08/07
60485	UBS AG	HSI R Bear CBBC Nov 2017 M	0.2500	27,300 per 10,000 units	27,200 per 10,000 units	2017/11/29	200,000,000	2017/08/07
60682	UBS AG	Tencent R Bull CBBC Apr 2018 A	0.2500	310.38 per 100 units	312.88 per 100 units	2018/04/09	50,000,000	2017/08/07
60693	UBS AG	Tencent R Bull CBBC Apr 2018 B	0.2500	305.08 per 100 units	307.88 per 100 units	2018/04/16	50,000,000	2017/08/07
60696	UBS AG	Tencent R Bear CBBC Jan 2018 H	0.2500	325.68 per 100 units	322.88 per 100 units	2018/01/17	50,000,000	2017/08/07
60699	UBS AG	Tencent R Bear CBBC Jan 2018 I	0.3250	345.68 per 100 units	342.88 per 100 units	2018/01/24	50,000,000	2017/08/07
60899	BNP Paribas Issuance B.V.	HKEX R Bull CBBC Aug 2018 H	0.2500	222 per 100 units	224 per 100 units	2018/08/30	50,000,000	2017/08/08
60908	BNP Paribas Issuance B.V.	HSCEI R Bull CBBC Aug 2018 Q	0.2500	10,900 per 10,000 units	11,000 per 10,000 units	2018/08/30	100,000,000	2017/08/08
60801	BNP Paribas Issuance B.V.	HSI R Bull CBBC Sep 2018 V	0.2500	27,300 per 10,000 units	27,500 per 10,000 units	2018/09/27	250,000,000	2017/08/08
60804	BNP Paribas Issuance B.V.	HSI R Bull CBBC Sep 2018 W	0.2500	27,200 per 10,000 units	27,400 per 10,000 units	2018/09/27	250,000,000	2017/08/08
60775	BNP Paribas Issuance B.V.	HSI R Bear CBBC Mar 2018 K	0.2500	27,700 per 10,000 units	27,500 per 10,000 units	2018/03/28	250,000,000	2017/08/08
60777	BNP Paribas Issuance B.V.	HSI R Bear CBBC Mar 2018 L	0.2500	27,600 per 10,000 units	27,400 per 10,000 units	2018/03/28	250,000,000	2017/08/08
60805	BNP Paribas Issuance B.V.	HSI R Bear CBBC Mar 2018 M	0.2500	29,300 per 10,000 units	29,100 per 10,000 units	2018/03/28	250,000,000	2017/08/08
60806	BNP Paribas Issuance B.V.	HSI R Bear CBBC Mar 2018 N	0.2500	29,500 per 10,000 units	29,300 per 10,000 units	2018/03/28	250,000,000	2017/08/08
60902	BNP Paribas Issuance B.V.	Tencent R Bull CBBC Aug 2018 F	0.2500	313 per 100 units	315 per 100 units	2018/08/30	50,000,000	2017/08/08
60906	BNP Paribas Issuance B.V.	Tencent R Bear CBBC Apr 2018 Y	0.3500	347 per 100 units	345 per 100 units	2018/04/27	50,000,000	2017/08/08
61388	Credit Suisse AG	BOCL R Bull CBBC May 2018 C	0.2500	3.8300	3.9100	2018/05/11	100,000,000	2017/08/08
61397	Credit Suisse AG	BOCL R Bear CBBC Apr 2018 C	0.2500	4.6400	4.5600	2018/04/19	100,000,000	2017/08/08
61380	Credit Suisse AG	CCB R Bear CBBC Mar 2018 A	0.2500	7.5800	7.4800	2018/03/02	100,000,000	2017/08/08
61399	Credit Suisse AG	HKEX R Bull CBBC Jun 2018 A	0.2500	225.58 per 100 units	227.58 per 100 units	2018/06/15	50,000,000	2017/08/08
61401	Credit Suisse AG	HKEX R Bear CBBC Jun 2018 A	0.4700	270.18 per 100 units	267.68 per 100 units	2018/06/14	80,000,000	2017/08/08
61311	Credit Suisse AG	HSBC R Bear CBBC Apr 2018 A	1.4000	91.9800	89.9800	2018/04/20	40,000,000	2017/08/08
61367	Credit Suisse AG	HSCEI R Bull CBBC Apr 2018 D	0.2500	10,528 per 10,000 units	10,728 per 10,000 units	2018/04/27	120,000,000	2017/08/08
61373	Credit Suisse AG	HSCEI R Bull CBBC Apr 2018 E	0.2500	10,728 per 10,000 units	10,928 per 10,000 units	2018/04/27	120,000,000	2017/08/08
61377	Credit Suisse AG	HSCEI R Bear CBBC Dec 2017 B	0.2500	12,158 per 10,000 units	12,058 per 10,000 units	2017/12/28	150,000,000	2017/08/08
61326	Credit Suisse AG	HSI R Bull CBBC Apr 2018 P	0.2500	27,050 per 12,000 units	27,250 per 12,000 units	2018/04/27	200,000,000	2017/08/08
61330	Credit Suisse AG	HSI R Bull CBBC Apr 2018 Q	0.2500	27,390 per 12,000 units	27,540 per 12,000 units	2018/04/27	200,000,000	2017/08/08
61329	Credit Suisse AG	HSI R Bull CBBC Sep 2018 Y	0.2500	27,200 per 10,000 units	27,400 per 10,000 units	2018/09/27	200,000,000	2017/08/08
61332	Credit Suisse AG	HSI R Bear CBBC Nov 2017 C	0.2500	29,050 per 12,000 units	28,850 per 12,000 units	2017/11/29	200,000,000	2017/08/08
61307	Credit Suisse AG	HSI R Bear CBBC Nov 2017 V	0.2500	27,550 per 12,000 units	27,350 per 12,000 units	2017/11/29	200,000,000	2017/08/08
61333	Credit Suisse AG	HSI R Bear CBBC Nov 2017 X	0.2500	29,150 per 12,000 units	28,950 per 12,000 units	2017/11/29	200,000,000	2017/08/08
61334	Credit Suisse AG	HSI R Bear CBBC Nov 2017 Z	0.2500	29,250 per 12,000 units	29,050 per 12,000 units	2017/11/29	200,000,000	2017/08/08
61309	Credit Suisse AG	HSI R Bear CBBC Dec 2017 E	0.2500	27,700 per 10,000 units	27,500 per 10,000 units	2017/12/28	200,000,000	2017/08/08
61335	Credit Suisse AG	HSI R Bear CBBC Dec 2017 F	0.2500	29,400 per 10,000 units	29,200 per 10,000 units	2017/12/28	200,000,000	2017/08/08
61344	Credit Suisse AG	HSI R Bear CBBC Dec 2017 L	0.2500	29,600 per 10,000 units	29,400 per 10,000 units	2017/12/28	200,000,000	2017/08/08
61331	Credit Suisse AG	HSI R Bear CBBC Jan 2018 B	0.2500	28,628 per 10,000 units	28,528 per 10,000 units	2018/01/30	200,000,000	2017/08/08
61345	Credit Suisse AG	HSI R Bear CBBC Jan 2018 C	0.2500	30,000 per 10,000 units	29,800 per 10,000 units	2018/01/30	200,000,000	2017/08/08
61351	Credit Suisse AG	HSI R Bear CBBC Jan 2018 D	0.2800	30,200 per 10,000 units	30,000 per 10,000 units	2018/01/30	200,000,000	2017/08/08
61358	Credit Suisse AG	HSI R Bear CBBC Feb 2018 A	0.2500	28,948 per 20,000 units	28,598 per 20,000 units	2018/02/27	1,000,000,000	2017/08/08

Newly listed callable bull/bear contracts (continued)

Code	Issuer	Name of issue	Issue prices (HK\$)	Strike price (HKD)/Strike level per 10 units	Call price (HKD)/Call level per 10 units	Expiry date	No. of issue (units)	Listing date
61381	Credit Suisse AG	ICBC R Bull CBBC Mar 2018 B	0.2500	5.4300	5.5300	2018/03/02	100,000,000	2017/08/08
61384	Credit Suisse AG	ICBC R Bear CBBC Feb 2018 C	0.2500	6.2600	6.1600	2018/02/28	100,000,000	2017/08/08
61382	Credit Suisse AG	ICBC R Bear CBBC Mar 2018 A	0.2500	5.9200	5.8200	2018/03/02	100,000,000	2017/08/08
61379	Credit Suisse AG	Ping An R Bull CBBC Mar 2018 F	0.2500	59.68 per 100 units	60.28 per 100 units	2018/03/29	100,000,000	2017/08/08
61317	Credit Suisse AG	Ping An R Bear CBBC Apr 2018 A	0.2500	67.48 per 100 units	66.88 per 100 units	2018/04/13	100,000,000	2017/08/08
61318	Credit Suisse AG	Ping An R Bear CBBC Apr 2018 B	0.2500	70.88 per 100 units	70.28 per 100 units	2018/04/20	100,000,000	2017/08/08
61324	Credit Suisse AG	Ping An R Bear CBBC Apr 2018 C	0.2500	72.98 per 100 units	72.38 per 100 units	2018/04/27	100,000,000	2017/08/08
61402	Credit Suisse AG	Ping An R Bear CBBC Apr 2018 D	0.2500	75.28 per 100 units	74.68 per 100 units	2018/04/12	100,000,000	2017/08/08
61312	Credit Suisse AG	Tencent R Bull CBBC Jun 2018 A	0.2500	314.08 per 100 units	316.58 per 100 units	2018/06/15	50,000,000	2017/08/08
61313	Credit Suisse AG	Tencent R Bear CBBC Mar 2018 F	0.5500	368.58 per 100 units	365.78 per 100 units	2018/03/23	100,000,000	2017/08/08
61315	Credit Suisse AG	Tencent R Bear CBBC Mar 2018 G	0.6000	373.48 per 100 units	370.68 per 100 units	2018/03/28	100,000,000	2017/08/08
61094	The Bank of East Asia, Ltd.	AAC Tech R Bull CBBC Jun 2018 A	0.2500	94.88 per 100 units	98.88 per 100 units	2018/06/05	40,000,000	2017/08/08
61008	The Bank of East Asia, Ltd.	AIA R Bull CBBC Jun 2018 A	0.2500	59.48 per 100 units	60.28 per 100 units	2018/06/05	40,000,000	2017/08/08
61081	The Bank of East Asia, Ltd.	HKEX R Bull CBBC Jun 2018 B	0.2500	222.08 per 100 units	224.08 per 100 units	2018/06/05	40,000,000	2017/08/08
61086	The Bank of East Asia, Ltd.	HKEX R Bull CBBC Jun 2018 C	0.2500	225.28 per 100 units	227.28 per 100 units	2018/06/05	40,000,000	2017/08/08
61062	The Bank of East Asia, Ltd.	Ping An R Bull CBBC Jun 2018 C	0.6500	57.6800	58.2800	2018/06/05	16,000,000	2017/08/08
61065	The Bank of East Asia, Ltd.	Ping An R Bull CBBC Jun 2018 D	0.6500	59.4800	60.2800	2018/06/05	16,000,000	2017/08/08
61001	The Bank of East Asia, Ltd.	Tencent R Bull CBBC Jun 2018 L	0.2500	313.28 per 100 units	316.28 per 100 units	2018/06/05	40,000,000	2017/08/08
61252	Goldman Sachs Structured Products (Asia) Ltd.	HSI R Bull CBBC Aug 2018 P	0.2500	27,440 per 10,000 units	27,540 per 10,000 units	2018/08/30	200,000,000	2017/08/08
61251	Goldman Sachs Structured Products (Asia) Ltd.	HSI R Bull CBBC Sep 2018 T	0.2500	27,250 per 12,000 units	27,400 per 12,000 units	2018/09/27	200,000,000	2017/08/08
61249	Goldman Sachs Structured Products (Asia) Ltd.	HSI R Bull CBBC Oct 2018 P	0.2500	26,950 per 12,000 units	27,100 per 12,000 units	2018/10/30	200,000,000	2017/08/08
60774	Goldman Sachs Structured Products (Asia) Ltd.	HSI R Bear CBBC Nov 2017 E	0.2500	27,500 per 10,000 units	27,400 per 10,000 units	2017/11/29	200,000,000	2017/08/08
60898	Goldman Sachs Structured Products (Asia) Ltd.	HSI R Bear CBBC Dec 2017 F	0.2510	27,650 per 10,000 units	27,550 per 10,000 units	2017/12/28	200,000,000	2017/08/08
61253	Goldman Sachs Structured Products (Asia) Ltd.	HSI R Bear CBBC Dec 2017 G	0.2500	29,300 per 10,000 units	29,200 per 10,000 units	2017/12/28	200,000,000	2017/08/08
61257	Goldman Sachs Structured Products (Asia) Ltd.	HSI R Bear CBBC Dec 2017 H	0.2500	29,500 per 10,000 units	29,400 per 10,000 units	2017/12/28	200,000,000	2017/08/08
61258	Goldman Sachs Structured Products (Asia) Ltd.	HSI R Bear CBBC Jan 2018 A	0.2500	29,900 per 10,000 units	29,800 per 10,000 units	2018/01/30	200,000,000	2017/08/08
60864	Hongkong and Shanghai Banking Corporation Ltd., The	AIA R Bull CBBC Jul 2018 C	0.2500	58.58 per 100 units	59.28 per 100 units	2018/07/16	60,000,000	2017/08/08
60872	Hongkong and Shanghai Banking Corporation Ltd., The	China Life R Bull CBBC Aug 2018 A	0.2500	24.4800	24.8800	2018/08/06	40,000,000	2017/08/08
60833	Hongkong and Shanghai Banking Corporation Ltd., The	CSOP A50 ETF R Bull CBBC Feb 2018 C	0.2500	13.5600	13.6600	2018/02/05	50,000,000	2017/08/08
60844	Hongkong and Shanghai Banking Corporation Ltd., The	HKEX R Bull CBBC Mar 2018 H	0.2500	223.88 per 100 units	225.88 per 100 units	2018/03/19	50,000,000	2017/08/08
60821	Hongkong and Shanghai Banking Corporation Ltd., The	HSCEI R Bull CBBC Apr 2018 D	0.2500	10,738 per 10,000 units	10,838 per 10,000 units	2018/04/27	60,000,000	2017/08/08
60827	Hongkong and Shanghai Banking Corporation Ltd., The	HSCEI R Bear CBBC Jul 2018 B	0.2500	12,488 per 10,000 units	12,388 per 10,000 units	2018/07/30	50,000,000	2017/08/08
60816	Hongkong and Shanghai Banking Corporation Ltd., The	HSI R Bull CBBC Apr 2018 T	0.2500	27,048 per 15,000 units	27,198 per 15,000 units	2018/04/27	100,000,000	2017/08/08
60820	Hongkong and Shanghai Banking Corporation Ltd., The	HSI R Bull CBBC Apr 2018 U	0.2500	27,098 per 20,000 units	27,298 per 20,000 units	2018/04/27	150,000,000	2017/08/08
60824	Hongkong and Shanghai Banking Corporation Ltd., The	HSI R Bull CBBC Apr 2018 V	0.2500	27,248 per 15,000 units	27,398 per 15,000 units	2018/04/27	100,000,000	2017/08/08
60832	Hongkong and Shanghai Banking Corporation Ltd., The	HSI R Bull CBBC Apr 2018 W	0.2500	27,348 per 15,000 units	27,498 per 15,000 units	2018/04/27	100,000,000	2017/08/08
60808	Hongkong and Shanghai Banking Corporation Ltd., The	HSI R Bear CBBC Jul 2018 N	0.2500	29,338 per 15,000 units	29,188 per 15,000 units	2018/07/30	100,000,000	2017/08/08
60812	Hongkong and Shanghai Banking Corporation Ltd., The	HSI R Bear CBBC Jul 2018 O	0.2500	29,438 per 15,000 units	29,288 per 15,000 units	2018/07/30	100,000,000	2017/08/08
60813	Hongkong and Shanghai Banking Corporation Ltd., The	HSI R Bear CBBC Jul 2018 P	0.2500	29,538 per 15,000 units	29,388 per 15,000 units	2018/07/30	100,000,000	2017/08/08
60817	Hongkong and Shanghai Banking Corporation Ltd., The	HSI R Bear CBBC Jul 2018 Q	0.2500	29,638 per 15,000 units	29,488 per 15,000 units	2018/07/30	100,000,000	2017/08/08
60840	Hongkong and Shanghai Banking Corporation Ltd., The	Ping An R Bull CBBC Jan 2018 D	0.2500	57.98 per 100 units	58.68 per 100 units	2018/01/29	80,000,000	2017/08/08
60853	Hongkong and Shanghai Banking Corporation Ltd., The	Tencent R Bull CBBC Mar 2018 W	0.2500	312.88 per 100 units	314.88 per 100 units	2018/03/19	60,000,000	2017/08/08
60953	J.P. Morgan Structured Products B.V.	CC Bank R Bull CBBC Aug 2018 B	0.2500	6.3800	6.4800	2018/08/17	100,000,000	2017/08/08

Newly listed callable bull/bear contracts (continued)

Code	Issuer	Name of issue	Issue prices (HK\$)	Strike price (HKD)/Strike level per 10 units	Call price (HKD)/Call level per 10 units	Expiry date	No. of issue (units)	Listing date
60959	J.P. Morgan Structured Products B.V.	HKEX R Bull CBBC Dec 2017 R	0.2500	223.88 per 100 units	225.88 per 100 units	2017/12/15	40,000,000	2017/08/08
60954	J.P. Morgan Structured Products B.V.	HKEX R Bull CBBC Jan 2018 E	0.2500	217.88 per 100 units	219.88 per 100 units	2018/01/19	40,000,000	2017/08/08
61245	J.P. Morgan Structured Products B.V.	HSI R Bull CBBC Aug 2018 E	0.2500	27,440 per 10,000 units	27,540 per 10,000 units	2018/08/30	200,000,000	2017/08/08
60979	J.P. Morgan Structured Products B.V.	HSI R Bull CBBC Sep 2018 X	0.2500	27,200 per 10,000 units	27,400 per 10,000 units	2018/09/27	200,000,000	2017/08/08
60981	J.P. Morgan Structured Products B.V.	HSI R Bull CBBC Oct 2018 T	0.2500	27,158 per 10,000 units	27,258 per 10,000 units	2018/10/30	200,000,000	2017/08/08
60985	J.P. Morgan Structured Products B.V.	HSI R Bull CBBC Nov 2018 I	0.2500	26,958 per 10,000 units	27,058 per 10,000 units	2018/11/29	200,000,000	2017/08/08
60944	J.P. Morgan Structured Products B.V.	HSI R Bear CBBC Nov 2017 L	0.2500	27,448 per 10,000 units	27,348 per 10,000 units	2017/11/29	200,000,000	2017/08/08
60986	J.P. Morgan Structured Products B.V.	HSI R Bear CBBC Nov 2017 M	0.2500	27,648 per 10,000 units	27,548 per 10,000 units	2017/11/29	200,000,000	2017/08/08
60993	J.P. Morgan Structured Products B.V.	HSI R Bear CBBC Jan 2018 X	0.2500	28,900 per 10,000 units	28,700 per 10,000 units	2018/01/30	200,000,000	2017/08/08
60995	J.P. Morgan Structured Products B.V.	HSI R Bear CBBC Feb 2018 K	0.2500	29,048 per 10,000 units	28,948 per 10,000 units	2018/02/27	200,000,000	2017/08/08
60997	J.P. Morgan Structured Products B.V.	HSI R Bear CBBC Feb 2018 L	0.2500	29,848 per 10,000 units	29,748 per 10,000 units	2018/02/27	200,000,000	2017/08/08
61000	J.P. Morgan Structured Products B.V.	HSI R Bear CBBC Feb 2018 M	0.2500	29,300 per 10,000 units	29,100 per 10,000 units	2018/02/27	200,000,000	2017/08/08
60966	J.P. Morgan Structured Products B.V.	Ping An R Bull CBBC Apr 2018 C	0.2500	59.28 per 100 units	59.88 per 100 units	2018/04/20	100,000,000	2017/08/08
60968	J.P. Morgan Structured Products B.V.	Tencent R Bull CBBC Dec 2017 B	0.2500	312.08 per 100 units	314.88 per 100 units	2017/12/15	40,000,000	2017/08/08
60948	J.P. Morgan Structured Products B.V.	Tencent R Bull CBBC Mar 2018 E	0.2500	306.08 per 100 units	308.88 per 100 units	2018/03/16	40,000,000	2017/08/08
60778	Macquarie Bank Ltd.	HKEX R Bull CBBC Jun 2018 D	0.5340	218.50 per 100 units	220.50 per 100 units	2018/06/27	20,000,000	2017/08/08
60880	Macquarie Bank Ltd.	HKEX R Bull CBBC Jun 2018 E	0.5390	222.50 per 100 units	224.50 per 100 units	2018/06/27	20,000,000	2017/08/08
60784	Macquarie Bank Ltd.	HKEX R Bear CBBC Sep 2018 B	1.1270	259.50 per 100 units	257.50 per 100 units	2018/09/26	16,000,000	2017/08/08
61009	Macquarie Bank Ltd.	HSI R Bear CBBC Aug 2018 L	0.2500	28,150 per 10,000 units	28,000 per 10,000 units	2018/08/30	40,000,000	2017/08/08
61010	Macquarie Bank Ltd.	HSI R Bear CBBC Aug 2018 M	0.2500	28,250 per 10,000 units	28,100 per 10,000 units	2018/08/30	40,000,000	2017/08/08
61020	Macquarie Bank Ltd.	HSI R Bear CBBC Aug 2018 N	0.2500	28,350 per 10,000 units	28,200 per 10,000 units	2018/08/30	40,000,000	2017/08/08
61024	Macquarie Bank Ltd.	HSI R Bear CBBC Aug 2018 O	0.2500	28,450 per 10,000 units	28,300 per 10,000 units	2018/08/30	40,000,000	2017/08/08
61033	Macquarie Bank Ltd.	HSI R Bear CBBC Aug 2018 P	0.2500	28,550 per 10,000 units	28,400 per 10,000 units	2018/08/30	40,000,000	2017/08/08
61059	Macquarie Bank Ltd.	HSI R Bear CBBC Aug 2018 Q	0.2500	28,650 per 10,000 units	28,500 per 10,000 units	2018/08/30	40,000,000	2017/08/08
60891	Macquarie Bank Ltd.	Tencent R Bull CBBC Mar 2018 B	0.3860	307.88 per 100 units	309.88 per 100 units	2018/03/29	26,000,000	2017/08/08
60881	Macquarie Bank Ltd.	Tencent R Bear CBBC Mar 2018 C	0.5100	337.88 per 100 units	335.18 per 100 units	2018/03/29	20,000,000	2017/08/08
61298	SGA Societe Generale Acceptance N.V./SG Issuer	AIA R Bull CBBC Jun 2018 B	0.2500	61.30 per 100 units	61.90 per 100 units	2018/06/28	100,000,000	2017/08/08
61301	SGA Societe Generale Acceptance N.V./SG Issuer	AIA R Bear CBBC Jun 2018 A	0.2500	69.60 per 100 units	69 per 100 units	2018/06/28	100,000,000	2017/08/08
60927	SGA Societe Generale Acceptance N.V./SG Issuer	CKH R Bull CBBC Jun 2018 A	0.2500	96.60 per 100 units	98 per 100 units	2018/06/29	100,000,000	2017/08/08
60919	SGA Societe Generale Acceptance N.V./SG Issuer	China Life R Bull CBBC Apr 2018 B	0.2500	24.6000	25.0000	2018/04/18	40,000,000	2017/08/08
61302	SGA Societe Generale Acceptance N.V./SG Issuer	HKEX R Bull CBBC Mar 2018 G	0.2500	225.40 per 100 units	227.40 per 100 units	2018/03/12	50,000,000	2017/08/08
61304	SGA Societe Generale Acceptance N.V./SG Issuer	HKEX R Bear CBBC Sep 2018 B	0.3650	262 per 100 units	260 per 100 units	2018/09/13	50,000,000	2017/08/08
60936	SGA Societe Generale Acceptance N.V./SG Issuer	HSBC R Bear CBBC Jun 2018 B	0.2500	92 per 100 units	91 per 100 units	2018/06/29	100,000,000	2017/08/08
61281	SGA Societe Generale Acceptance N.V./SG Issuer	HSI R Bull CBBC Nov 2018 S	0.2500	27,358 per 12,000 units	27,458 per 12,000 units	2018/11/29	200,000,000	2017/08/08
61284	SGA Societe Generale Acceptance N.V./SG Issuer	HSI R Bull CBBC Dec 2018 K	0.2500	27,308 per 10,000 units	27,508 per 10,000 units	2018/12/28	200,000,000	2017/08/08
61294	SGA Societe Generale Acceptance N.V./SG Issuer	HSI R Bull CBBC Jan 2019 D	0.2500	27,108 per 10,000 units	27,208 per 10,000 units	2019/01/30	200,000,000	2017/08/08
61259	SGA Societe Generale Acceptance N.V./SG Issuer	HSI R Bear CBBC Nov 2017 F	0.2500	27,738 per 10,000 units	27,638 per 10,000 units	2017/11/29	200,000,000	2017/08/08
61260	SGA Societe Generale Acceptance N.V./SG Issuer	HSI R Bear CBBC Nov 2017 H	0.2500	28,838 per 12,000 units	28,738 per 12,000 units	2017/11/29	200,000,000	2017/08/08
61261	SGA Societe Generale Acceptance N.V./SG Issuer	HSI R Bear CBBC Nov 2017 I	0.2500	29,788 per 10,000 units	29,588 per 10,000 units	2017/11/29	200,000,000	2017/08/08
61273	SGA Societe Generale Acceptance N.V./SG Issuer	HSI R Bear CBBC Dec 2017 B	0.2500	28,938 per 12,000 units	28,838 per 12,000 units	2017/12/28	200,000,000	2017/08/08
61262	SGA Societe Generale Acceptance N.V./SG Issuer	HSI R Bear CBBC Dec 2017 X	0.2500	27,688 per 12,000 units	27,588 per 12,000 units	2017/12/28	200,000,000	2017/08/08
61268	SGA Societe Generale Acceptance N.V./SG Issuer	HSI R Bear CBBC Dec 2017 Y	0.2500	28,888 per 10,000 units	28,688 per 10,000 units	2017/12/28	200,000,000	2017/08/08
61271	SGA Societe Generale Acceptance N.V./SG Issuer	HSI R Bear CBBC Dec 2017 Z	0.2500	28,900 per 20,000 units	28,800 per 20,000 units	2017/12/28	200,000,000	2017/08/08

Newly listed callable bull/bear contracts (continued)

Code	Issuer	Name of issue	Issue prices (HK\$)	Strike price (HKD)/Strike level per 10 units	Call price (HKD)/Call level per 10 units	Expiry date	No. of issue (units)	Listing date
61276	SGA Societe Generale Acceptance N.V./SG Issuer	HSI R Bear CBBC Jan 2018 F	0.2500	28,500 per 20,000 units	28,400 per 20,000 units	2018/01/30	200,000,000	2017/08/08
61278	SGA Societe Generale Acceptance N.V./SG Issuer	HSI R Bear CBBC Jan 2018 G	0.2500	29,188 per 10,000 units	29,088 per 10,000 units	2018/01/30	200,000,000	2017/08/08
61280	SGA Societe Generale Acceptance N.V./SG Issuer	HSI R Bear CBBC Jan 2018 H	0.3250	30,688 per 10,000 units	30,588 per 10,000 units	2018/01/30	200,000,000	2017/08/08
60938	SGA Societe Generale Acceptance N.V./SG Issuer	Ping An R Bull CBBC Feb 2018 D	0.2500	59.40 per 100 units	60 per 100 units	2018/02/14	100,000,000	2017/08/08
60941	SGA Societe Generale Acceptance N.V./SG Issuer	Ping An R Bear CBBC May 2018 B	0.2500	67.60 per 100 units	67 per 100 units	2018/05/10	100,000,000	2017/08/08
60942	SGA Societe Generale Acceptance N.V./SG Issuer	Tencent R Bull CBBC Jan 2018 R	0.2500	314.40 per 100 units	316.40 per 100 units	2018/01/04	80,000,000	2017/08/08
60943	SGA Societe Generale Acceptance N.V./SG Issuer	Tencent R Bull CBBC Feb 2018 P	0.2500	309 per 100 units	311 per 100 units	2018/02/14	80,000,000	2017/08/08
61213	UBS AG	HSCEI R Bull CBBC Oct 2018 B	0.2500	10,788 per 10,000 units	10,888 per 10,000 units	2018/10/30	100,000,000	2017/08/08
61220	UBS AG	HSCEI R Bear CBBC Nov 2017 B	0.2500	11,988 per 10,000 units	11,888 per 10,000 units	2017/11/29	100,000,000	2017/08/08
61221	UBS AG	HSI R Bull CBBC Oct 2018 H	0.2500	27,200 per 12,000 units	27,400 per 12,000 units	2018/10/30	250,000,000	2017/08/08
61223	UBS AG	HSI R Bull CBBC Nov 2018 I	0.2500	27,150 per 10,000 units	27,250 per 10,000 units	2018/11/29	200,000,000	2017/08/08
61235	UBS AG	HSI R Bull CBBC Nov 2018 J	0.2500	27,440 per 10,000 units	27,540 per 10,000 units	2018/11/29	200,000,000	2017/08/08
61102	UBS AG	HSI R Bear CBBC Nov 2017 N	0.2500	27,450 per 10,000 units	27,350 per 10,000 units	2017/11/29	200,000,000	2017/08/08
61108	UBS AG	HSI R Bear CBBC Nov 2017 O	0.2500	27,600 per 10,000 units	27,500 per 10,000 units	2017/11/29	200,000,000	2017/08/08
61133	UBS AG	HSI R Bear CBBC Nov 2017 P	0.2500	28,150 per 12,000 units	27,950 per 12,000 units	2017/11/29	250,000,000	2017/08/08
61137	UBS AG	HSI R Bear CBBC Nov 2017 Q	0.2500	28,300 per 12,000 units	28,100 per 12,000 units	2017/11/29	250,000,000	2017/08/08
61159	UBS AG	HSI R Bear CBBC Nov 2017 R	0.2500	28,600 per 12,000 units	28,400 per 12,000 units	2017/11/29	250,000,000	2017/08/08
61169	UBS AG	HSI R Bear CBBC Nov 2017 S	0.2500	28,900 per 12,000 units	28,700 per 12,000 units	2017/11/29	250,000,000	2017/08/08
61185	UBS AG	HSI R Bear CBBC Dec 2017 B	0.2500	29,150 per 10,000 units	29,050 per 10,000 units	2017/12/28	200,000,000	2017/08/08
61186	UBS AG	HSI R Bear CBBC Dec 2017 C	0.2500	29,300 per 10,000 units	29,200 per 10,000 units	2017/12/28	200,000,000	2017/08/08
61191	UBS AG	Tencent R Bull CBBC Jan 2018 F	0.2500	313.78 per 100 units	316.58 per 100 units	2018/01/15	50,000,000	2017/08/08
61227	UBS AG	Tencent R Bear CBBC Apr 2018 A	0.3650	352.80 per 100 units	350 per 100 units	2018/04/23	50,000,000	2017/08/08
61541	BNP Paribas Issuance B.V.	Ch Life R Bull CBBC Aug 2018 C	0.2500	24.6000	25.0000	2018/08/30	50,000,000	2017/08/09
61539	BNP Paribas Issuance B.V.	HSI R Bull CBBC Sep 2018 X	0.2500	27,400 per 10,000 units	27,600 per 10,000 units	2018/09/27	250,000,000	2017/08/09
61407	BNP Paribas Issuance B.V.	HSI R Bear CBBC Mar 2018 O	0.2500	27,800 per 10,000 units	27,600 per 10,000 units	2018/03/28	250,000,000	2017/08/09
61412	BNP Paribas Issuance B.V.	HSI R Bear CBBC Mar 2018 P	0.2500	27,900 per 10,000 units	27,700 per 10,000 units	2018/03/28	250,000,000	2017/08/09
61418	BNP Paribas Issuance B.V.	HSI R Bear CBBC Mar 2018 Q	0.2500	29,400 per 10,000 units	29,200 per 10,000 units	2018/03/28	250,000,000	2017/08/09
61419	BNP Paribas Issuance B.V.	HSI R Bear CBBC Mar 2018 R	0.2500	29,600 per 10,000 units	29,400 per 10,000 units	2018/03/28	250,000,000	2017/08/09
61423	BNP Paribas Issuance B.V.	HSI R Bear CBBC Mar 2018 S	0.2700	30,200 per 10,000 units	30,000 per 10,000 units	2018/03/28	250,000,000	2017/08/09
61867	Credit Suisse AG	ABC R Bull CBBC Sep 2018 A	0.2500	3.6100	3.6900	2018/09/14	50,000,000	2017/08/09
61868	Credit Suisse AG	ABC R Bull CBBC Sep 2018 B	0.2500	3.4300	3.5100	2018/09/21	50,000,000	2017/08/09
61948	Credit Suisse AG	CUni R Bull CBBC Mar 2018 A	0.2500	10.7800	10.9800	2018/03/02	50,000,000	2017/08/09
61853	Credit Suisse AG	CCB R Bull CBBC Sep 2018 C	0.2500	6.5200	6.6200	2018/09/14	70,000,000	2017/08/09
61838	Credit Suisse AG	CSOP A50 ETF R Bull CBBC Mar 2018 B	0.2500	13.5800	13.6800	2018/03/29	50,000,000	2017/08/09
61814	Credit Suisse AG	Geely Auto R Bull CBBC Mar 2018 B	0.2500	16.7800	17.1800	2018/03/02	50,000,000	2017/08/09
61869	Credit Suisse AG	Galaxy Ent R Bull CBBC Mar 2018 G	0.2500	46.18 per 100 units	46.98 per 100 units	2018/03/21	50,000,000	2017/08/09
61795	Credit Suisse AG	Galaxy Ent R Bull CBBC Jun 2018 A	0.2500	42.88 per 100 units	43.88 per 100 units	2018/06/08	50,000,000	2017/08/09
61807	Credit Suisse AG	Galaxy Ent R Bear CBBC Jun 2018 A	0.2500	60.98 per 100 units	60.18 per 100 units	2018/06/01	100,000,000	2017/08/09
61825	Credit Suisse AG	HKEX R Bull CBBC Jun 2018 B	0.2500	229.58 per 100 units	231.58 per 100 units	2018/06/08	50,000,000	2017/08/09
61837	Credit Suisse AG	HKEX R Bear CBBC Mar 2018 F	0.4500	274.38 per 100 units	271.88 per 100 units	2018/03/16	100,000,000	2017/08/09
61956	Credit Suisse AG	HSCEI R Bull CBBC Apr 2018 F	0.2500	10,728 per 10,000 units	10,828 per 10,000 units	2018/04/27	150,000,000	2017/08/09
61936	Credit Suisse AG	HSI R Bull CBBC Mar 2018 T	0.2500	27,268 per 10,000 units	27,368 per 10,000 units	2018/03/28	200,000,000	2017/08/09
61651	Credit Suisse AG	HSI R Bull CBBC Apr 2018 R	0.2500	27,517 per 12,000 units	27,667 per 12,000 units	2018/04/27	200,000,000	2017/08/09

Newly listed callable bull/bear contracts (continued)

Code	Issuer	Name of issue	Issue prices (HK\$)	Strike price (HKD)/Strike level per 10 units	Call price (HKD)/Call level per 10 units	Expiry date	No. of issue (units)	Listing date
61935	Credit Suisse AG	HSI R Bull CBBC Sep 2018 Z	0.2500	27,300 per 10,000 units	27,500 per 10,000 units	2018/09/27	200,000,000	2017/08/09
61555	Credit Suisse AG	HSI R Bear CBBC Nov 2017 A	0.2500	27,750 per 12,000 units	27,550 per 12,000 units	2017/11/29	200,000,000	2017/08/09
61944	Credit Suisse AG	HSI R Bear CBBC Nov 2017 G	0.2500	29,450 per 12,000 units	29,250 per 12,000 units	2017/11/29	200,000,000	2017/08/09
61943	Credit Suisse AG	HSI R Bear CBBC Nov 2017 W	0.2500	29,350 per 12,000 units	29,150 per 12,000 units	2017/11/29	200,000,000	2017/08/09
61582	Credit Suisse AG	HSI R Bear CBBC Dec 2017 D	0.2500	27,900 per 10,000 units	27,700 per 10,000 units	2017/12/28	200,000,000	2017/08/09
61939	Credit Suisse AG	HSI R Bear CBBC Jan 2018 E	0.2500	28,828 per 10,000 units	28,728 per 10,000 units	2018/01/30	200,000,000	2017/08/09
61945	Credit Suisse AG	HSI R Bear CBBC Jan 2018 F	0.2500	29,800 per 10,000 units	29,600 per 10,000 units	2018/01/30	200,000,000	2017/08/09
61865	Credit Suisse AG	Sunny Optical R Bull CBBC Mar 2018 A	0.2500	84.38 per 100 units	88.88 per 100 units	2018/03/02	40,000,000	2017/08/09
61542	Goldman Sachs Structured Products (Asia) Ltd.	HSI R Bull CBBC Oct 2018 Q	0.2500	27,567 per 10,000 units	27,667 per 10,000 units	2018/10/30	200,000,000	2017/08/09
61468	Goldman Sachs Structured Products (Asia) Ltd.	HSI R Bear CBBC Dec 2017 I	0.2590	27,700 per 10,000 units	27,600 per 10,000 units	2017/12/28	200,000,000	2017/08/09
61472	Goldman Sachs Structured Products (Asia) Ltd.	HSI R Bear CBBC Dec 2017 J	0.2500	27,800 per 10,000 units	27,700 per 10,000 units	2017/12/28	200,000,000	2017/08/09
61907	Goldman Sachs Structured Products (Asia) Ltd.	HSI R Bear CBBC Dec 2017 K	0.2500	29,250 per 12,000 units	29,100 per 12,000 units	2017/12/28	200,000,000	2017/08/09
61914	Goldman Sachs Structured Products (Asia) Ltd.	HSI R Bear CBBC Dec 2017 L	0.2500	29,400 per 10,000 units	29,300 per 10,000 units	2017/12/28	200,000,000	2017/08/09
61916	Goldman Sachs Structured Products (Asia) Ltd.	HSI R Bear CBBC Dec 2017 M	0.2500	29,600 per 10,000 units	29,500 per 10,000 units	2017/12/28	200,000,000	2017/08/09
61917	Goldman Sachs Structured Products (Asia) Ltd.	HSI R Bear CBBC Dec 2017 N	0.2500	29,850 per 12,000 units	29,700 per 12,000 units	2017/12/28	200,000,000	2017/08/09
61918	Goldman Sachs Structured Products (Asia) Ltd.	HSI R Bear CBBC Jan 2018 B	0.2500	30,000 per 10,000 units	29,900 per 10,000 units	2018/01/30	200,000,000	2017/08/09
61934	Goldman Sachs Structured Products (Asia) Ltd.	HSI R Bear CBBC Jan 2018 C	0.2540	30,100 per 10,000 units	30,000 per 10,000 units	2018/01/30	200,000,000	2017/08/09
61517	Hongkong and Shanghai Banking Corporation Ltd., The	AAC Tech R Bull CBBC Jul 2018 A	0.2500	98.88 per 100 units	102.88 per 100 units	2018/07/16	40,000,000	2017/08/09
61526	Hongkong and Shanghai Banking Corporation Ltd., The	ABC R Bull CBBC Aug 2018 D	0.2500	3.6000	3.6800	2018/08/06	50,000,000	2017/08/09
61511	Hongkong and Shanghai Banking Corporation Ltd., The	BOCL R Bull CBBC Aug 2018 C	0.2500	3.8000	3.8800	2018/08/06	50,000,000	2017/08/09
61490	Hongkong and Shanghai Banking Corporation Ltd., The	HKEX R Bull CBBC Feb 2018 C	0.2500	225.88 per 100 units	227.88 per 100 units	2018/02/12	50,000,000	2017/08/09
61491	Hongkong and Shanghai Banking Corporation Ltd., The	HKEX R Bull CBBC Feb 2018 D	0.2500	228.88 per 100 units	230.88 per 100 units	2018/02/05	50,000,000	2017/08/09
61493	Hongkong and Shanghai Banking Corporation Ltd., The	HKEX R Bear CBBC Jul 2018 F	0.4000	262.38 per 100 units	259.88 per 100 units	2018/07/03	40,000,000	2017/08/09
61530	Hongkong and Shanghai Banking Corporation Ltd., The	HSCEI R Bull CBBC Mar 2018 B	0.2500	10,938 per 10,000 units	11,038 per 10,000 units	2018/03/28	60,000,000	2017/08/09
61518	Hongkong and Shanghai Banking Corporation Ltd., The	HSI R Bull CBBC Mar 2018 K	0.2500	27,448 per 15,000 units	27,598 per 15,000 units	2018/03/28	100,000,000	2017/08/09
61504	Hongkong and Shanghai Banking Corporation Ltd., The	Tencent R Bear CBBC Jul 2018 H	0.4500	353.38 per 100 units	350.88 per 100 units	2018/07/16	50,000,000	2017/08/09
61450	Haitong International Securities Co. Ltd.	HKEX R Bull CBBC Jun 2018 D	0.2500	219.80 per 100 units	221.80 per 100 units	2018/06/25	40,000,000	2017/08/09
61439	Haitong International Securities Co. Ltd.	HSBC R Bull CBBC Jun 2018 D	0.2500	74.50 per 100 units	75.80 per 100 units	2018/06/29	80,000,000	2017/08/09
61444	Haitong International Securities Co. Ltd.	HSBC R Bear CBBC Feb 2018 A	0.2500	88.30 per 100 units	86.80 per 100 units	2018/02/14	80,000,000	2017/08/09
61448	Haitong International Securities Co. Ltd.	HSBC R Bear CBBC Feb 2018 B	0.2500	85.30 per 100 units	83.80 per 100 units	2018/02/14	80,000,000	2017/08/09
61429	Haitong International Securities Co. Ltd.	Ping An R Bull CBBC Aug 2018 B	0.2500	58.20 per 100 units	58.80 per 100 units	2018/08/17	100,000,000	2017/08/09
61436	Haitong International Securities Co. Ltd.	Ping An R Bear CBBC May 2018 A	0.2500	67.60 per 100 units	66.80 per 100 units	2018/05/15	100,000,000	2017/08/09
61427	Haitong International Securities Co. Ltd.	Tencent R Bull CBBC Jun 2018 E	0.2500	305.50 per 100 units	308 per 100 units	2018/06/27	40,000,000	2017/08/09
61464	Haitong International Securities Co. Ltd.	Tencent R Bear CBBC Apr 2018 C	0.2500	330.80 per 100 units	328 per 100 units	2018/04/25	40,000,000	2017/08/09
61466	Haitong International Securities Co. Ltd.	Tencent R Bear CBBC Apr 2018 D	0.2890	340.80 per 100 units	338 per 100 units	2018/04/24	40,000,000	2017/08/09
61794	J.P. Morgan Structured Products B.V.	BOCL R Bull CBBC Aug 2018 A	0.2500	3.8400	3.9400	2018/08/17	200,000,000	2017/08/09
61737	J.P. Morgan Structured Products B.V.	CC Bank R Bull CBBC Sep 2018 B	0.2500	6.5200	6.6200	2018/09/21	150,000,000	2017/08/09
61742	J.P. Morgan Structured Products B.V.	HKEX R Bull CBBC Feb 2018 E	0.2500	226.88 per 100 units	228.88 per 100 units	2018/02/15	40,000,000	2017/08/09
61740	J.P. Morgan Structured Products B.V.	HSBC R Bull CBBC Nov 2018 A	0.2500	77.88 per 100 units	78.88 per 100 units	2018/11/16	100,000,000	2017/08/09
61762	J.P. Morgan Structured Products B.V.	HSCEI R Bear CBBC Apr 2018 D	0.2500	12,100 per 10,000 units	12,000 per 10,000 units	2018/04/27	100,000,000	2017/08/09
61758	J.P. Morgan Structured Products B.V.	HSI R Bull CBBC Oct 2018 U	0.2500	27,567 per 10,000 units	27,667 per 10,000 units	2018/10/30	200,000,000	2017/08/09
61759	J.P. Morgan Structured Products B.V.	HSI R Bull CBBC Nov 2018 J	0.2500	27,300 per 10,000 units	27,500 per 10,000 units	2018/11/29	200,000,000	2017/08/09
61761	J.P. Morgan Structured Products B.V.	HSI R Bull CBBC Dec 2018 A	0.2500	27,100 per 10,000 units	27,300 per 10,000 units	2018/12/28	200,000,000	2017/08/09

Newly listed callable bull/bear contracts (continued)

Code	Issuer	Name of issue	Issue prices (HK\$)	Strike price (HKD)/Strike level per 10 units	Call price (HKD)/Call level per 10 units	Expiry date	No. of issue (units)	Listing date
61736	J.P. Morgan Structured Products B.V.	HSI R Bear CBBC Nov 2017 N	0.2500	27,800 per 10,000 units	27,600 per 10,000 units	2017/11/29	200,000,000	2017/08/09
61769	J.P. Morgan Structured Products B.V.	HSI R Bear CBBC Nov 2017 O	0.2500	28,948 per 10,000 units	28,848 per 10,000 units	2017/11/29	200,000,000	2017/08/09
61770	J.P. Morgan Structured Products B.V.	HSI R Bear CBBC Dec 2017 J	0.2500	29,148 per 10,000 units	29,048 per 10,000 units	2017/12/28	200,000,000	2017/08/09
61774	J.P. Morgan Structured Products B.V.	HSI R Bear CBBC Jan 2018 Y	0.2500	29,500 per 10,000 units	29,300 per 10,000 units	2018/01/30	200,000,000	2017/08/09
61776	J.P. Morgan Structured Products B.V.	HSI R Bear CBBC Feb 2018 N	0.2500	29,800 per 10,000 units	29,600 per 10,000 units	2018/02/27	200,000,000	2017/08/09
61789	J.P. Morgan Structured Products B.V.	HSI R Bear CBBC Feb 2018 O	0.3200	30,700 per 10,000 units	30,500 per 10,000 units	2018/02/27	200,000,000	2017/08/09
61553	Macquarie Bank Ltd.	CC Bank R Bull CBBC Jul 2018 A	0.2500	6.0800	6.1800	2018/07/30	40,000,000	2017/08/09
61543	Macquarie Bank Ltd.	CC Bank R Bear CBBC Jul 2018 A	0.2640	7.2200	7.1000	2018/07/30	40,000,000	2017/08/09
61546	Macquarie Bank Ltd.	HKEX R Bull CBBC Jun 2018 F	0.6690	226.50 per 100 units	228.50 per 100 units	2018/06/27	18,000,000	2017/08/09
61618	Macquarie Bank Ltd.	HSI R Bull CBBC Aug 2018 A	0.2500	26,258 per 10,000 units	26,408 per 10,000 units	2018/08/30	40,000,000	2017/08/09
61620	Macquarie Bank Ltd.	HSI R Bull CBBC Aug 2018 B	0.2500	26,358 per 10,000 units	26,508 per 10,000 units	2018/08/30	40,000,000	2017/08/09
61638	Macquarie Bank Ltd.	HSI R Bull CBBC Aug 2018 C	0.2500	26,458 per 10,000 units	26,608 per 10,000 units	2018/08/30	40,000,000	2017/08/09
61639	Macquarie Bank Ltd.	HSI R Bull CBBC Aug 2018 D	0.2500	26,558 per 10,000 units	26,708 per 10,000 units	2018/08/30	40,000,000	2017/08/09
61640	Macquarie Bank Ltd.	HSI R Bull CBBC Aug 2018 E	0.2500	26,658 per 10,000 units	26,808 per 10,000 units	2018/08/30	40,000,000	2017/08/09
61583	Macquarie Bank Ltd.	HSI R Bear CBBC Aug 2018 R	0.2500	29,050 per 10,000 units	28,900 per 10,000 units	2018/08/30	40,000,000	2017/08/09
61613	Macquarie Bank Ltd.	HSI R Bear CBBC Aug 2018 S	0.2500	28,950 per 10,000 units	28,800 per 10,000 units	2018/08/30	40,000,000	2017/08/09
61614	Macquarie Bank Ltd.	HSI R Bear CBBC Aug 2018 T	0.2500	28,850 per 10,000 units	28,700 per 10,000 units	2018/08/30	40,000,000	2017/08/09
61616	Macquarie Bank Ltd.	HSI R Bear CBBC Aug 2018 U	0.2500	28,750 per 10,000 units	28,600 per 10,000 units	2018/08/30	40,000,000	2017/08/09
61550	Macquarie Bank Ltd.	Tencent R Bull CBBC Mar 2018 C	0.4000	312.88 per 100 units	314.88 per 100 units	2018/03/29	25,000,000	2017/08/09
61554	Macquarie Bank Ltd.	Tencent R Bear CBBC Mar 2018 D	0.6210	342.88 per 100 units	340.18 per 100 units	2018/03/29	17,000,000	2017/08/09
61897	SGA Societe Generale Acceptance N.V./SG Issuer	CKH R Bull CBBC Feb 2018 A	0.2500	100.60 per 100 units	102 per 100 units	2018/02/22	100,000,000	2017/08/09
61735	SGA Societe Generale Acceptance N.V./SG Issuer	HKEX R Bull CBBC Dec 2017 G	0.2500	229.40 per 100 units	231.40 per 100 units	2017/12/18	50,000,000	2017/08/09
61899	SGA Societe Generale Acceptance N.V./SG Issuer	HKEX R Bull CBBC Mar 2018 H	0.2500	223.40 per 100 units	225.40 per 100 units	2018/03/22	50,000,000	2017/08/09
61900	SGA Societe Generale Acceptance N.V./SG Issuer	HSBC R Bull CBBC Jun 2018 E	0.2500	76.65 per 100 units	77.65 per 100 units	2018/06/21	100,000,000	2017/08/09
61489	SGA Societe Generale Acceptance N.V./SG Issuer	HSCEI R Bull CBBC Dec 2018 G	0.2500	10,750 per 10,000 units	10,850 per 10,000 units	2018/12/28	200,000,000	2017/08/09
61483	SGA Societe Generale Acceptance N.V./SG Issuer	HSCEI R Bear CBBC Feb 2018 C	0.2500	12,050 per 10,000 units	11,950 per 10,000 units	2018/02/27	200,000,000	2017/08/09
61487	SGA Societe Generale Acceptance N.V./SG Issuer	HSCEI R Bear CBBC Mar 2018 D	0.2500	11,450 per 10,000 units	11,350 per 10,000 units	2018/03/28	200,000,000	2017/08/09
61872	SGA Societe Generale Acceptance N.V./SG Issuer	HSI R Bull CBBC Sep 2018 U	0.2500	27,058 per 12,000 units	27,158 per 12,000 units	2018/09/27	200,000,000	2017/08/09
61733	SGA Societe Generale Acceptance N.V./SG Issuer	HSI R Bull CBBC Nov 2018 T	0.2500	27,558 per 12,000 units	27,658 per 12,000 units	2018/11/29	200,000,000	2017/08/09
61891	SGA Societe Generale Acceptance N.V./SG Issuer	HSI R Bull CBBC Jan 2019 E	0.2500	27,308 per 10,000 units	27,408 per 10,000 units	2019/01/30	200,000,000	2017/08/09
61894	SGA Societe Generale Acceptance N.V./SG Issuer	HSI R Bull CBBC Jan 2019 F	0.2500	27,458 per 12,000 units	27,558 per 12,000 units	2019/01/30	200,000,000	2017/08/09
61870	SGA Societe Generale Acceptance N.V./SG Issuer	HSI R Bear CBBC Nov 2017 J	0.2500	27,788 per 10,000 units	27,688 per 10,000 units	2017/11/29	200,000,000	2017/08/09
61871	SGA Societe Generale Acceptance N.V./SG Issuer	HSI R Bear CBBC Jan 2018 I	0.2500	29,038 per 12,000 units	28,938 per 12,000 units	2018/01/30	200,000,000	2017/08/09
61906	SGA Societe Generale Acceptance N.V./SG Issuer	Tencent R Bear CBBC Mar 2018 H	0.2500	319.80 per 100 units	317.80 per 100 units	2018/03/22	80,000,000	2017/08/09
61699	UBS AG	HKEX R Bull CBBC Jun 2018 A	0.2500	228.98 per 100 units	230.98 per 100 units	2018/06/11	50,000,000	2017/08/09
61702	UBS AG	HKEX R Bull CBBC Sep 2018 B	0.2500	224.98 per 100 units	226.98 per 100 units	2018/09/24	50,000,000	2017/08/09
61705	UBS AG	HKEX R Bull CBBC Oct 2018 B	0.2500	220.98 per 100 units	222.98 per 100 units	2018/10/08	50,000,000	2017/08/09
61713	UBS AG	HKEX R Bear CBBC Mar 2018 B	0.2500	251.38 per 100 units	248.88 per 100 units	2018/03/26	50,000,000	2017/08/09
61729	UBS AG	HSI R Bull CBBC Sep 2018 M	0.2500	27,300 per 12,000 units	27,500 per 12,000 units	2018/09/27	250,000,000	2017/08/09
61724	UBS AG	HSI R Bull CBBC Oct 2018 I	0.2500	27,567 per 10,000 units	27,667 per 10,000 units	2018/10/30	200,000,000	2017/08/09
61730	UBS AG	HSI R Bull CBBC Oct 2018 J	0.2500	27,100 per 12,000 units	27,300 per 12,000 units	2018/10/30	250,000,000	2017/08/09
61652	UBS AG	HSI R Bear CBBC Nov 2017 T	0.2500	27,750 per 12,000 units	27,550 per 12,000 units	2017/11/29	250,000,000	2017/08/09
61653	UBS AG	HSI R Bear CBBC Nov 2017 U	0.2500	27,750 per 10,000 units	27,650 per 10,000 units	2017/11/29	200,000,000	2017/08/09

Newly listed callable bull/bear contracts (continued)

Code	Issuer	Name of issue	Issue prices (HK\$)	Strike price (HKD)/Strike level per 10 units	Call price (HKD)/Call level per 10 units	Expiry date	No. of issue (units)	Listing date
61657	UBS AG	HSI R Bear CBBC Nov 2017 V	0.2500	28,250 per 10,000 units	28,150 per 10,000 units	2017/11/29	200,000,000	2017/08/09
61672	UBS AG	HSI R Bear CBBC Nov 2017 W	0.2500	29,300 per 12,000 units	29,100 per 12,000 units	2017/11/29	250,000,000	2017/08/09
61676	UBS AG	HSI R Bear CBBC Dec 2017 D	0.2500	29,450 per 10,000 units	29,350 per 10,000 units	2017/12/28	200,000,000	2017/08/09
61687	UBS AG	HSI R Bear CBBC Dec 2017 E	0.2500	29,650 per 10,000 units	29,550 per 10,000 units	2017/12/28	200,000,000	2017/08/09
61695	UBS AG	HSI R Bear CBBC Dec 2017 F	0.2500	29,800 per 10,000 units	29,700 per 10,000 units	2017/12/28	200,000,000	2017/08/09
61697	UBS AG	HSI R Bear CBBC Jan 2018 A	0.2550	30,700 per 12,000 units	30,500 per 12,000 units	2018/01/30	250,000,000	2017/08/09
61720	UBS AG	Ping An R Bull CBBC May 2018 A	0.2500	56.38 per 100 units	56.98 per 100 units	2018/05/07	80,000,000	2017/08/09
61722	UBS AG	Ping An R Bear CBBC Mar 2018 A	0.2500	66.48 per 100 units	65.88 per 100 units	2018/03/19	50,000,000	2017/08/09
62039	Credit Suisse AG	China Mobile R Bull CBBC Mar 2018 A	0.2500	82.78 per 100 units	83.98 per 100 units	2018/03/02	50,000,000	2017/08/10
62027	Credit Suisse AG	CCB R Bull CBBC Sep 2018 D	0.2500	5.8900	5.9900	2018/09/27	50,000,000	2017/08/10
61998	Credit Suisse AG	Sinopec Corp R Bull CBBC Feb 2018 C	0.2500	5.2500	5.4000	2018/02/23	70,000,000	2017/08/10
62006	Credit Suisse AG	Sinopec Corp R Bear CBBC Feb 2018 C	0.2500	6.2300	6.0800	2018/02/23	70,000,000	2017/08/10
62015	Credit Suisse AG	HKEX R Bear CBBC Mar 2018 G	0.4500	235.38 per 100 units	233.38 per 100 units	2018/03/02	70,000,000	2017/08/10
62045	Credit Suisse AG	HSCEI R Bear CBBC Jan 2018 A	0.2500	11,858 per 10,000 units	11,758 per 10,000 units	2018/01/30	150,000,000	2017/08/10
61985	Credit Suisse AG	HSI R Bull CBBC Apr 2018 S	0.2500	27,250 per 12,000 units	27,450 per 12,000 units	2018/04/27	200,000,000	2017/08/10
61986	Credit Suisse AG	HSI R Bull CBBC Sep 2018 A	0.2500	27,407 per 10,000 units	27,607 per 10,000 units	2018/09/27	200,000,000	2017/08/10
61997	Credit Suisse AG	HSI R Bear CBBC Dec 2017 N	0.2500	27,800 per 10,000 units	27,600 per 10,000 units	2017/12/28	200,000,000	2017/08/10
62044	Credit Suisse AG	HSI R Bear CBBC Jan 2018 G	0.2500	29,028 per 10,000 units	28,928 per 10,000 units	2018/01/30	200,000,000	2017/08/10
62081	Goldman Sachs Structured Products (Asia) Ltd.	HSI R Bull CBBC Oct 2018 R	0.2500	27,350 per 10,000 units	27,450 per 10,000 units	2018/10/30	200,000,000	2017/08/10
61963	Hongkong and Shanghai Banking Corporation Ltd., The	AAC Tech R Bull CBBC Aug 2018 B	0.2500	89.88 per 100 units	93.88 per 100 units	2018/08/20	40,000,000	2017/08/10
61961	Hongkong and Shanghai Banking Corporation Ltd., The	China Mobile R Bull CBBC Feb 2018 B	0.2500	82.68 per 100 units	83.88 per 100 units	2018/02/05	50,000,000	2017/08/10
61973	Hongkong and Shanghai Banking Corporation Ltd., The	CM Bank R Bull CBBC Aug 2018 B	0.3500	23.9800	24.3800	2018/08/20	40,000,000	2017/08/10
61968	Hongkong and Shanghai Banking Corporation Ltd., The	China Shenhua R Bull CBBC Aug 2018 B	0.2500	18.6800	19.1800	2018/08/20	40,000,000	2017/08/10
61958	Hongkong and Shanghai Banking Corporation Ltd., The	HSI R Bear CBBC Mar 2018 S	0.2500	27,738 per 15,000 units	27,588 per 15,000 units	2018/03/28	100,000,000	2017/08/10
61960	Hongkong and Shanghai Banking Corporation Ltd., The	HSI R Bear CBBC Mar 2018 T	0.2500	27,888 per 20,000 units	27,688 per 20,000 units	2018/03/28	150,000,000	2017/08/10
61967	Hongkong and Shanghai Banking Corporation Ltd., The	SHK Ppt R Bull CBBC Jun 2018 A	0.2500	115.38 per 100 units	116.88 per 100 units	2018/06/11	40,000,000	2017/08/10
61965	Hongkong and Shanghai Banking Corporation Ltd., The	Sunny Optical R Bull CBBC Aug 2018 B	0.2500	76.88 per 100 units	80.88 per 100 units	2018/08/20	40,000,000	2017/08/10
61966	Hongkong and Shanghai Banking Corporation Ltd., The	Tencent R Bear CBBC Feb 2018 A	0.2500	317.88 per 100 units	315.88 per 100 units	2018/02/05	50,000,000	2017/08/10
62080	J.P. Morgan Structured Products B.V.	BOCL R Bull CBBC Sep 2018 B	0.2500	3.6000	3.6800	2018/09/21	150,000,000	2017/08/10
62069	J.P. Morgan Structured Products B.V.	CUni R Bull CBBC Jul 2018 B	0.2500	11.0800	11.2800	2018/07/20	40,000,000	2017/08/10
62049	J.P. Morgan Structured Products B.V.	HSI R Bull CBBC Sep 2018 Y	0.2500	27,400 per 10,000 units	27,600 per 10,000 units	2018/09/27	200,000,000	2017/08/10
62051	J.P. Morgan Structured Products B.V.	HSI R Bull CBBC Sep 2018 Z	0.2500	27,358 per 10,000 units	27,458 per 10,000 units	2018/09/27	200,000,000	2017/08/10
62054	J.P. Morgan Structured Products B.V.	HSI R Bear CBBC Nov 2017 P	0.2500	27,900 per 10,000 units	27,700 per 10,000 units	2017/11/29	200,000,000	2017/08/10
62055	J.P. Morgan Structured Products B.V.	HSI R Bear CBBC Jan 2018 Z	0.2500	29,248 per 10,000 units	29,148 per 10,000 units	2018/01/30	200,000,000	2017/08/10
62057	J.P. Morgan Structured Products B.V.	HSI R Bear CBBC Feb 2018 P	0.2500	29,600 per 10,000 units	29,400 per 10,000 units	2018/02/27	200,000,000	2017/08/10
62050	J.P. Morgan Structured Products B.V.	ICBC R Bull CBBC Aug 2018 A	0.2500	5.4800	5.5800	2018/08/17	150,000,000	2017/08/10
62061	J.P. Morgan Structured Products B.V.	Tencent R Bear CBBC Feb 2018 I	0.2500	316.88 per 100 units	314.08 per 100 units	2018/02/15	40,000,000	2017/08/10
61978	SGA Societe Generale Acceptance N.V./SG Issuer	CUni R Bull CBBC Apr 2018 D	0.2500	10.8200	11.0200	2018/04/10	40,000,000	2017/08/10
62120	SGA Societe Generale Acceptance N.V./SG Issuer	HSI R Bull CBBC Dec 2018 L	0.2500	27,258 per 12,000 units	27,358 per 12,000 units	2018/12/28	200,000,000	2017/08/10
62108	SGA Societe Generale Acceptance N.V./SG Issuer	HSI R Bear CBBC Nov 2017 K	0.2500	27,638 per 12,000 units	27,538 per 12,000 units	2017/11/29	200,000,000	2017/08/10
62112	SGA Societe Generale Acceptance N.V./SG Issuer	HSI R Bear CBBC Dec 2017 D	0.2500	27,838 per 12,000 units	27,738 per 12,000 units	2017/12/28	200,000,000	2017/08/10
61982	SGA Societe Generale Acceptance N.V./SG Issuer	Tencent R Bull CBBC Dec 2017 K	0.2500	306.40 per 100 units	308.80 per 100 units	2017/12/22	80,000,000	2017/08/10
62097	UBS AG	HSI R Bull CBBC Oct 2018 K	0.2500	27,350 per 10,000 units	27,450 per 10,000 units	2018/10/30	200,000,000	2017/08/10

Newly listed callable bull/bear contracts (continued)

Code	Issuer	Name of issue	Issue prices (HK\$)	Strike price (HKD)/Strike level per 10 units	Call price (HKD)/Call level per 10 units	Expiry date	No. of issue (units)	Listing date
62086	UBS AG	HSI R Bull CBBC Nov 2018 K	0.2500	27,400 per 12,000 units	27,600 per 12,000 units	2018/11/29	250,000,000	2017/08/10
62098	UBS AG	HSI R Bear CBBC Nov 2017 X	0.2500	27,800 per 12,000 units	27,600 per 12,000 units	2017/11/29	250,000,000	2017/08/10
62101	UBS AG	HSI R Bear CBBC Nov 2017 Y	0.2500	28,450 per 12,000 units	28,250 per 12,000 units	2017/11/29	250,000,000	2017/08/10
62102	UBS AG	HSI R Bear CBBC Nov 2017 Z	0.2500	28,750 per 12,000 units	28,550 per 12,000 units	2017/11/29	250,000,000	2017/08/10
62103	UBS AG	HSI R Bear CBBC Dec 2017 G	0.2500	29,500 per 12,000 units	29,300 per 12,000 units	2017/12/28	250,000,000	2017/08/10
62105	UBS AG	HSI R Bear CBBC Dec 2017 H	0.2500	29,800 per 12,000 units	29,600 per 12,000 units	2017/12/28	250,000,000	2017/08/10
62159	Credit Suisse AG	CUni R Bull CBBC Jun 2018 A	0.2500	11.1800	11.3800	2018/06/29	50,000,000	2017/08/11
62153	Credit Suisse AG	HSI R Bull CBBC Apr 2018 T	0.2500	26,850 per 12,000 units	27,050 per 12,000 units	2018/04/27	200,000,000	2017/08/11
62152	Credit Suisse AG	HSI R Bull CBBC Sep 2018 B	0.2500	27,088 per 10,000 units	27,288 per 10,000 units	2018/09/27	200,000,000	2017/08/11
62154	Credit Suisse AG	HSI R Bear CBBC Nov 2017 I	0.2500	27,850 per 12,000 units	27,650 per 12,000 units	2017/11/29	200,000,000	2017/08/11
62157	Credit Suisse AG	HSI R Bear CBBC Nov 2017 N	0.2500	29,550 per 12,000 units	29,350 per 12,000 units	2017/11/29	200,000,000	2017/08/11
62161	Credit Suisse AG	ICBC R Bull CBBC Sep 2018 A	0.2500	5.5300	5.6300	2018/09/21	70,000,000	2017/08/11
62185	The Bank of East Asia, Ltd.	BOCL R Bull CBBC Jun 2018 A	0.2500	3.8300	3.8900	2018/06/08	80,000,000	2017/08/11
62182	The Bank of East Asia, Ltd.	HKEX R Bull CBBC Jun 2018 D	0.2500	219.28 per 100 units	221.28 per 100 units	2018/06/08	40,000,000	2017/08/11
62186	The Bank of East Asia, Ltd.	SHK Ppt R Bull CBBC Jun 2018 A	0.2500	115.78 per 100 units	117.28 per 100 units	2018/06/08	40,000,000	2017/08/11
62175	The Bank of East Asia, Ltd.	Tencent R Bull CBBC Jun 2018 M	0.2500	304.28 per 100 units	307.28 per 100 units	2018/06/08	40,000,000	2017/08/11
62140	Goldman Sachs Structured Products (Asia) Ltd.	HSI R Bear CBBC Nov 2017 F	0.2500	27,800 per 12,000 units	27,650 per 12,000 units	2017/11/29	200,000,000	2017/08/11
62137	Goldman Sachs Structured Products (Asia) Ltd.	HSI R Bear CBBC Dec 2017 O	0.2500	28,450 per 10,000 units	28,350 per 10,000 units	2017/12/28	200,000,000	2017/08/11
62124	Hongkong and Shanghai Banking Corporation Ltd., The	China Mobile R Bull CBBC May 2018 B	0.2500	78.08 per 100 units	79.28 per 100 units	2018/05/07	50,000,000	2017/08/11
62126	Hongkong and Shanghai Banking Corporation Ltd., The	CUni R Bull CBBC Aug 2018 B	0.2500	10.8800	11.0800	2018/08/13	40,000,000	2017/08/11
62125	Hongkong and Shanghai Banking Corporation Ltd., The	CKH R Bull CBBC Jun 2018 A	0.2500	98.88 per 100 units	100.38 per 100 units	2018/06/25	40,000,000	2017/08/11
62123	Hongkong and Shanghai Banking Corporation Ltd., The	HKEX R Bear CBBC Feb 2018 A	0.2500	231.88 per 100 units	229.88 per 100 units	2018/02/05	40,000,000	2017/08/11
62134	Hongkong and Shanghai Banking Corporation Ltd., The	ICBC R Bull CBBC Aug 2018 C	0.2500	5.5000	5.6000	2018/08/13	80,000,000	2017/08/11
62164	J.P. Morgan Structured Products B.V.	HSI R Bull CBBC Dec 2018 B	0.2500	27,448 per 10,000 units	27,548 per 10,000 units	2018/12/28	200,000,000	2017/08/11
62162	J.P. Morgan Structured Products B.V.	HSI R Bear CBBC Nov 2017 Q	0.2500	27,748 per 10,000 units	27,648 per 10,000 units	2017/11/29	200,000,000	2017/08/11
62191	J.P. Morgan Structured Products B.V.	HSI R Bear CBBC Jan 2018 C	0.2500	29,400 per 10,000 units	29,200 per 10,000 units	2018/01/30	200,000,000	2017/08/11
62198	J.P. Morgan Structured Products B.V.	HSI R Bear CBBC Feb 2018 Q	0.2500	29,548 per 10,000 units	29,448 per 10,000 units	2018/02/27	200,000,000	2017/08/11
62207	UBS AG	CUni R Bull CBBC Feb 2018 A	0.2500	11.1800	11.3800	2018/02/12	40,000,000	2017/08/11
62209	UBS AG	CUni R Bull CBBC Mar 2018 A	0.2500	10.6000	10.8000	2018/03/12	40,000,000	2017/08/11
62210	UBS AG	HSBC R Bull CBBC May 2018 B	0.2500	76.18 per 100 units	77.38 per 100 units	2018/05/30	100,000,000	2017/08/11
62213	UBS AG	HSI R Bear CBBC Nov 2017 E	0.2500	27,900 per 12,000 units	27,700 per 12,000 units	2017/11/29	250,000,000	2017/08/11
62211	UBS AG	Tencent R Bull CBBC Jan 2018 G	0.2500	297 per 100 units	299.80 per 100 units	2018/01/18	50,000,000	2017/08/11
62312	BNP Paribas Issuance B.V.	Tencent R Bull CBBC Aug 2018 J	0.2500	318 per 100 units	320 per 100 units	2018/08/30	50,000,000	2017/08/14
62293	BNP Paribas Issuance B.V.	Tencent R Bear CBBC Apr 2018 Z	0.3500	352 per 100 units	350 per 100 units	2018/04/27	50,000,000	2017/08/14
62370	Credit Suisse AG	CCB R Bear CBBC Feb 2018 E	0.2500	7.1900	7.0900	2018/02/28	100,000,000	2017/08/14
62355	Credit Suisse AG	HSBC R Bull CBBC Feb 2018 F	0.2500	77.38 per 100 units	78.38 per 100 units	2018/02/01	100,000,000	2017/08/14
62375	Credit Suisse AG	HSI R Bull CBBC Mar 2018 U	0.2500	27,590 per 10,000 units	27,690 per 10,000 units	2018/03/28	200,000,000	2017/08/14
62379	Credit Suisse AG	HSI R Bear CBBC Nov 2017 D	0.2500	29,750 per 12,000 units	29,550 per 12,000 units	2017/11/29	200,000,000	2017/08/14
62377	Credit Suisse AG	HSI R Bear CBBC Nov 2017 H	0.2500	29,650 per 12,000 units	29,450 per 12,000 units	2017/11/29	200,000,000	2017/08/14
62349	Credit Suisse AG	HSI R Bear CBBC Jan 2018 H	0.2500	27,828 per 10,000 units	27,728 per 10,000 units	2018/01/30	200,000,000	2017/08/14
62385	Credit Suisse AG	HSI R Bear CBBC Jan 2018 I	0.2500	29,900 per 10,000 units	29,700 per 10,000 units	2018/01/30	200,000,000	2017/08/14
62374	Credit Suisse AG	Ping An R Bull CBBC Apr 2018 A	0.2500	58.28 per 100 units	58.88 per 100 units	2018/04/20	100,000,000	2017/08/14
62389	Credit Suisse AG	Tencent R Bull CBBC Jun 2018 B	0.2500	318.08 per 100 units	320.58 per 100 units	2018/06/22	50,000,000	2017/08/14

Newly listed callable bull/bear contracts (continued)

Code	Issuer	Name of issue	Issue prices (HK\$)	Strike price (HKD)/Strike level per 10 units	Call price (HKD)/Call level per 10 units	Expiry date	No. of issue (units)	Listing date
62362	Credit Suisse AG	Tencent R Bear CBBC Apr 2018 A	0.6300	378.68 per 100 units	375.88 per 100 units	2018/04/13	100,000,000	2017/08/14
62369	Credit Suisse AG	Tencent R Bear CBBC Apr 2018 B	0.6800	383.58 per 100 units	380.78 per 100 units	2018/04/20	100,000,000	2017/08/14
62285	The Bank of East Asia, Ltd.	Geely Auto R Bull CBBC Apr 2018 B	0.2500	17.2800	17.6800	2018/04/30	40,000,000	2017/08/14
62283	The Bank of East Asia, Ltd.	HSBC Holdings R Bull CBBC Feb 2018 B	0.2500	76.88 per 100 units	78.08 per 100 units	2018/02/15	60,000,000	2017/08/14
62287	The Bank of East Asia, Ltd.	Tencent R Bull CBBC Jun 2018 N	0.2500	316.28 per 100 units	319.28 per 100 units	2018/06/08	40,000,000	2017/08/14
62286	The Bank of East Asia, Ltd.	Tencent R Bear CBBC Apr 2018 F	0.2500	341.88 per 100 units	338.88 per 100 units	2018/04/30	40,000,000	2017/08/14
62314	Goldman Sachs Structured Products (Asia) Ltd.	HSI R Bull CBBC Oct 2018 S	0.2500	27,590 per 10,000 units	27,690 per 10,000 units	2018/10/30	200,000,000	2017/08/14
62325	Hongkong and Shanghai Banking Corporation Ltd., The	Geely Auto R Bull CBBC Apr 2018 E	0.2500	17.7800	18.1800	2018/04/30	40,000,000	2017/08/14
62282	Hongkong and Shanghai Banking Corporation Ltd., The	Sunny Optical R Bull CBBC Aug 2018 C	0.2500	85.88 per 100 units	89.88 per 100 units	2018/08/13	40,000,000	2017/08/14
62318	Hongkong and Shanghai Banking Corporation Ltd., The	Tencent R Bull CBBC Feb 2018 H	0.2500	318.58 per 100 units	320.58 per 100 units	2018/02/12	60,000,000	2017/08/14
62272	Hongkong and Shanghai Banking Corporation Ltd., The	Tencent R Bull CBBC Apr 2018 X	0.2500	314.88 per 100 units	316.88 per 100 units	2018/04/16	60,000,000	2017/08/14
62274	Hongkong and Shanghai Banking Corporation Ltd., The	Tencent R Bull CBBC Apr 2018 Y	0.2500	316.88 per 100 units	318.88 per 100 units	2018/04/09	60,000,000	2017/08/14
62279	Hongkong and Shanghai Banking Corporation Ltd., The	Tencent R Bear CBBC Jun 2018 B	0.4500	358.38 per 100 units	355.88 per 100 units	2018/06/25	50,000,000	2017/08/14
62230	Haitong International Securities Co. Ltd.	BOCL R Bull CBBC Jul 2018 B	0.2500	3.6800	3.7800	2018/07/26	100,000,000	2017/08/14
62238	Haitong International Securities Co. Ltd.	China Mobile R Bull CBBC Jul 2018 A	0.2500	79.60 per 100 units	80.80 per 100 units	2018/07/24	80,000,000	2017/08/14
62233	Haitong International Securities Co. Ltd.	CC Bank R Bull CBBC Jul 2018 B	0.2500	5.9800	6.0800	2018/07/24	100,000,000	2017/08/14
62269	Haitong International Securities Co. Ltd.	CSOP A50 ETF R Bull CBBC Mar 2018 A	0.2500	13.1000	13.2800	2018/03/21	60,000,000	2017/08/14
62268	Haitong International Securities Co. Ltd.	Evergrande R Bull CBBC Aug 2018 A	0.3000	16.8000	17.8000	2018/08/30	40,000,000	2017/08/14
62244	Haitong International Securities Co. Ltd.	Geely Auto R Bull CBBC Feb 2018 B	0.2500	17.1800	17.5800	2018/02/28	40,000,000	2017/08/14
62248	Haitong International Securities Co. Ltd.	Geely Auto R Bull CBBC Mar 2018 A	0.2500	16.1800	16.5800	2018/03/27	40,000,000	2017/08/14
62250	Haitong International Securities Co. Ltd.	Galaxy Ent R Bull CBBC Jul 2018 A	0.2500	45 per 100 units	45.80 per 100 units	2018/07/03	100,000,000	2017/08/14
62255	Haitong International Securities Co. Ltd.	Great Wall Motor R Bull CBBC Jul 2018 A	0.2500	9.0800	9.4800	2018/07/18	60,000,000	2017/08/14
62260	Haitong International Securities Co. Ltd.	Great Wall Motor R Bull CBBC Jul 2018 B	0.2500	8.6800	9.0800	2018/07/17	60,000,000	2017/08/14
62231	Haitong International Securities Co. Ltd.	ICBC R Bull CBBC Jul 2018 B	0.2500	5.2800	5.3800	2018/07/25	100,000,000	2017/08/14
62216	Haitong International Securities Co. Ltd.	Ping An R Bull CBBC Aug 2018 C	0.2540	55.50 per 100 units	56.28 per 100 units	2018/08/21	100,000,000	2017/08/14
62228	Haitong International Securities Co. Ltd.	Ping An R Bull CBBC Aug 2018 D	0.2500	53.20 per 100 units	53.80 per 100 units	2018/08/22	100,000,000	2017/08/14
62393	J.P. Morgan Structured Products B.V.	Tencent R Bull CBBC Dec 2017 C	0.2500	310.08 per 100 units	320.58 per 100 units	2017/12/15	40,000,000	2017/08/14
62394	J.P. Morgan Structured Products B.V.	Tencent R Bear CBBC Jun 2018 G	0.3800	356.88 per 100 units	354.08 per 100 units	2018/06/15	40,000,000	2017/08/14
62390	Macquarie Bank Ltd.	Great Wall Motor R Bull CBBC Aug 2018A	0.2500	8.2500	9.2500	2018/08/30	40,000,000	2017/08/14
62411	SGA Societe Generale Acceptance N.V./SG Issuer	BOCL R Bull CBBC Aug 2018 B	0.2500	3.9000	3.9800	2018/08/20	40,000,000	2017/08/14
62415	SGA Societe Generale Acceptance N.V./SG Issuer	CCB R Bull CBBC Aug 2018 C	0.2500	6.5400	6.6400	2018/08/09	100,000,000	2017/08/14
62408	SGA Societe Generale Acceptance N.V./SG Issuer	HSI R Bull CBBC Dec 2018 M	0.2500	27,508 per 10,000 units	27,608 per 10,000 units	2018/12/28	200,000,000	2017/08/14
62396	SGA Societe Generale Acceptance N.V./SG Issuer	HSI R Bear CBBC Nov 2017 G	0.2500	27,888 per 12,000 units	27,788 per 12,000 units	2017/11/29	200,000,000	2017/08/14
62398	SGA Societe Generale Acceptance N.V./SG Issuer	HSI R Bear CBBC Jan 2018 J	0.2500	28,300 per 20,000 units	28,200 per 20,000 units	2018/01/30	200,000,000	2017/08/14
62399	SGA Societe Generale Acceptance N.V./SG Issuer	HSI R Bear CBBC Feb 2018 D	0.2500	28,700 per 20,000 units	28,600 per 20,000 units	2018/02/27	200,000,000	2017/08/14
62406	SGA Societe Generale Acceptance N.V./SG Issuer	HSI R Bear CBBC Feb 2018 E	0.2500	29,100 per 20,000 units	29,000 per 20,000 units	2018/02/27	200,000,000	2017/08/14
62416	SGA Societe Generale Acceptance N.V./SG Issuer	ICBC R Bull CBBC Aug 2018 C	0.2500	5.5400	5.6400	2018/08/13	60,000,000	2017/08/14
62298	SGA Societe Generale Acceptance N.V./SG Issuer	Ping An R Bull CBBC Feb 2018 E	0.2500	58.25 per 100 units	58.85 per 100 units	2018/02/22	100,000,000	2017/08/14
62417	SGA Societe Generale Acceptance N.V./SG Issuer	Tencent R Bull CBBC Feb 2018 Q	0.2500	317.80 per 100 units	320.40 per 100 units	2018/02/23	80,000,000	2017/08/14
62300	SGA Societe Generale Acceptance N.V./SG Issuer	Tencent R Bear CBBC Feb 2018 E	0.2500	332.60 per 100 units	330 per 100 units	2018/02/27	80,000,000	2017/08/14
62302	SGA Societe Generale Acceptance N.V./SG Issuer	Tencent R Bear CBBC Oct 2018 A	0.4850	365.60 per 100 units	363 per 100 units	2018/10/22	80,000,000	2017/08/14
62311	SGA Societe Generale Acceptance N.V./SG Issuer	Tencent R Bear CBBC Nov 2018 A	0.5500	371.60 per 100 units	369 per 100 units	2018/11/23	80,000,000	2017/08/14
62338	UBS AG	HSI R Bull CBBC Sep 2018 O	0.2500	27,490 per 12,000 units	27,690 per 12,000 units	2018/09/27	250,000,000	2017/08/14

Newly listed callable bull/bear contracts (continued)

Code	Issuer	Name of issue	Issue prices (HK\$)	Strike price (HKD)/Strike level per 10 units	Call price (HKD)/Call level per 10 units	Expiry date	No. of issue (units)	Listing date
62326	UBS AG	HSI R Bear CBBC Nov 2017 F	0.2500	27,663 per 10,000 units	27,563 per 10,000 units	2017/11/29	200,000,000	2017/08/14
62330	UBS AG	HSI R Bear CBBC Dec 2017 I	0.2500	29,050 per 12,000 units	28,850 per 12,000 units	2017/12/28	250,000,000	2017/08/14
62344	UBS AG	Tencent R Bull CBBC Mar 2018 E	0.2500	317.38 per 100 units	319.88 per 100 units	2018/03/07	50,000,000	2017/08/14
62515	BNP Paribas Issuance B.V.	HSCEI R Bull CBBC Aug 2018 R	0.2500	10,900 per 10,000 units	11,000 per 10,000 units	2018/08/30	100,000,000	2017/08/15
62421	BNP Paribas Issuance B.V.	HSI R Bull CBBC Sep 2018 Y	0.2500	27,500 per 10,000 units	27,700 per 10,000 units	2018/09/27	250,000,000	2017/08/15
62418	BNP Paribas Issuance B.V.	HSI R Bear CBBC Mar 2018 T	0.2500	28,000 per 10,000 units	27,800 per 10,000 units	2018/03/28	250,000,000	2017/08/15
62508	BNP Paribas Issuance B.V.	Tencent R Bull CBBC Aug 2018 K	0.2500	323 per 100 units	325 per 100 units	2018/08/30	50,000,000	2017/08/15
62511	BNP Paribas Issuance B.V.	Tencent R Bear CBBC Apr 2018 A	0.3500	357 per 100 units	355 per 100 units	2018/04/27	50,000,000	2017/08/15
62767	Credit Suisse AG	Geely Auto R Bull CBBC Feb 2018 F	0.2500	19.1800	19.5800	2018/02/28	50,000,000	2017/08/15
62768	Credit Suisse AG	Geely Auto R Bear CBBC Apr 2018 A	0.5400	24.5800	24.1800	2018/04/13	80,000,000	2017/08/15
62770	Credit Suisse AG	Geely Auto R Bear CBBC Apr 2018 B	0.6400	25.5800	25.1800	2018/04/20	80,000,000	2017/08/15
62727	Credit Suisse AG	HSI R Bull CBBC Apr 2018 U	0.2500	27,704 per 12,000 units	27,854 per 12,000 units	2018/04/27	200,000,000	2017/08/15
62729	Credit Suisse AG	HSI R Bear CBBC Nov 2017 F	0.2500	29,850 per 12,000 units	29,650 per 12,000 units	2017/11/29	200,000,000	2017/08/15
62725	Credit Suisse AG	HSI R Bear CBBC Dec 2017 O	0.2500	28,000 per 10,000 units	27,800 per 10,000 units	2017/12/28	200,000,000	2017/08/15
62739	Credit Suisse AG	HSI R Bear CBBC Jan 2018 J	0.2500	30,100 per 10,000 units	29,900 per 10,000 units	2018/01/30	200,000,000	2017/08/15
62743	Credit Suisse AG	HSI R Bear CBBC Feb 2018 B	0.2700	30,400 per 10,000 units	30,200 per 10,000 units	2018/02/27	200,000,000	2017/08/15
62749	Credit Suisse AG	HSI R Bear CBBC Feb 2018 C	0.3000	30,700 per 10,000 units	30,500 per 10,000 units	2018/02/27	200,000,000	2017/08/15
62750	Credit Suisse AG	Tencent R Bull CBBC Jun 2018 C	0.2500	326.08 per 100 units	328.58 per 100 units	2018/06/14	50,000,000	2017/08/15
62756	Credit Suisse AG	Tencent R Bear CBBC Apr 2018 C	0.2500	346.08 per 100 units	343.28 per 100 units	2018/04/27	100,000,000	2017/08/15
62760	Credit Suisse AG	Tencent R Bear CBBC Apr 2018 D	0.3200	356.08 per 100 units	353.28 per 100 units	2018/04/12	100,000,000	2017/08/15
62771	Credit Suisse AG	Tencent R Bear CBBC Apr 2018 E	0.3500	361.08 per 100 units	358.28 per 100 units	2018/04/19	100,000,000	2017/08/15
62493	The Bank of East Asia, Ltd.	Ping An R Bull CBBC Jun 2018 E	0.6500	56.4800	57.2800	2018/06/12	16,000,000	2017/08/15
62483	The Bank of East Asia, Ltd.	Tencent R Bull CBBC Jun 2018 O	0.2500	324.28 per 100 units	327.28 per 100 units	2018/06/12	40,000,000	2017/08/15
62489	The Bank of East Asia, Ltd.	Tencent R Bull CBBC Jun 2018 P	0.2500	320.08 per 100 units	323.08 per 100 units	2018/06/12	40,000,000	2017/08/15
62556	Goldman Sachs Structured Products (Asia) Ltd.	HSI R Bull CBBC Oct 2018 T	0.2500	27,754 per 10,000 units	27,854 per 10,000 units	2018/10/30	200,000,000	2017/08/15
62557	Goldman Sachs Structured Products (Asia) Ltd.	HSI R Bull CBBC Oct 2018 U	0.2500	27,450 per 12,000 units	27,600 per 12,000 units	2018/10/30	200,000,000	2017/08/15
62481	Goldman Sachs Structured Products (Asia) Ltd.	HSI R Bear CBBC Dec 2017 P	0.2500	27,900 per 10,000 units	27,800 per 10,000 units	2017/12/28	200,000,000	2017/08/15
62437	Hongkong and Shanghai Banking Corporation Ltd., The	Geely Auto R Bull CBBC Mar 2018 B	0.2500	18.5800	18.9800	2018/03/05	40,000,000	2017/08/15
62439	Hongkong and Shanghai Banking Corporation Ltd., The	Geely Auto R Bear CBBC Mar 2018 J	0.3500	22.2800	21.8800	2018/03/26	40,000,000	2017/08/15
62435	Hongkong and Shanghai Banking Corporation Ltd., The	Galaxy Ent R Bull CBBC Mar 2018 D	0.2500	46.58 per 100 units	47.38 per 100 units	2018/03/05	80,000,000	2017/08/15
62459	Hongkong and Shanghai Banking Corporation Ltd., The	HKEX R Bull CBBC Mar 2018 I	0.2500	223.88 per 100 units	225.88 per 100 units	2018/03/19	50,000,000	2017/08/15
62466	Hongkong and Shanghai Banking Corporation Ltd., The	HSI R Bull CBBC Apr 2018 X	0.2500	27,498 per 20,000 units	27,698 per 20,000 units	2018/04/27	150,000,000	2017/08/15
62430	Hongkong and Shanghai Banking Corporation Ltd., The	HSI R Bear CBBC Jul 2018 R	0.2500	29,738 per 15,000 units	29,588 per 15,000 units	2018/07/30	100,000,000	2017/08/15
62434	Hongkong and Shanghai Banking Corporation Ltd., The	HSI R Bear CBBC Jul 2018 S	0.2500	29,838 per 15,000 units	29,688 per 15,000 units	2018/07/30	100,000,000	2017/08/15
62427	Hongkong and Shanghai Banking Corporation Ltd., The	Tencent R Bull CBBC Mar 2018 X	0.2500	322.38 per 100 units	324.88 per 100 units	2018/03/26	60,000,000	2017/08/15
62432	Hongkong and Shanghai Banking Corporation Ltd., The	Tencent R Bull CBBC Mar 2018 Y	0.2500	324.88 per 100 units	327.38 per 100 units	2018/03/05	60,000,000	2017/08/15
62426	Hongkong and Shanghai Banking Corporation Ltd., The	Tencent R Bull CBBC Apr 2018 Z	0.2500	320.38 per 100 units	322.88 per 100 units	2018/04/30	60,000,000	2017/08/15
62722	J.P. Morgan Structured Products B.V.	Geely Auto R Bull CBBC Dec 2017 G	0.2500	18.2800	18.6800	2017/12/15	40,000,000	2017/08/15
62683	J.P. Morgan Structured Products B.V.	HKEX R Bull CBBC Dec 2017 S	0.2500	223.88 per 100 units	225.88 per 100 units	2017/12/15	40,000,000	2017/08/15
62716	J.P. Morgan Structured Products B.V.	HSI R Bull CBBC Oct 2018 V	0.2600	27,754 per 10,000 units	27,854 per 10,000 units	2018/10/30	200,000,000	2017/08/15
62672	J.P. Morgan Structured Products B.V.	HSI R Bear CBBC Nov 2017 R	0.2500	27,848 per 10,000 units	27,748 per 10,000 units	2017/11/29	200,000,000	2017/08/15
62701	J.P. Morgan Structured Products B.V.	HSI R Bear CBBC Dec 2017 K	0.2500	29,448 per 10,000 units	29,348 per 10,000 units	2017/12/28	200,000,000	2017/08/15
62707	J.P. Morgan Structured Products B.V.	HSI R Bear CBBC Feb 2018 R	0.2500	29,648 per 10,000 units	29,548 per 10,000 units	2018/02/27	200,000,000	2017/08/15

Newly listed callable bull/bear contracts (continued)

Code	Issuer	Name of issue	Issue prices (HK\$)	Strike price (HKD)/Strike level per 10 units	Call price (HKD)/Call level per 10 units	Expiry date	No. of issue (units)	Listing date
62708	J.P. Morgan Structured Products B.V.	HSI R Bear CBBC Feb 2018 S	0.2600	30,348 per 10,000 units	30,248 per 10,000 units	2018/02/27	200,000,000	2017/08/15
62674	J.P. Morgan Structured Products B.V.	Tencent R Bull CBBC Jan 2018 I	0.2500	324.88 per 100 units	326.88 per 100 units	2018/01/19	40,000,000	2017/08/15
62700	J.P. Morgan Structured Products B.V.	Tencent R Bull CBBC Jan 2018 J	0.2500	315.08 per 100 units	317.88 per 100 units	2018/01/19	40,000,000	2017/08/15
62697	J.P. Morgan Structured Products B.V.	Tencent R Bear CBBC Mar 2018 H	0.3300	360.88 per 100 units	358.08 per 100 units	2018/03/16	40,000,000	2017/08/15
62547	Macquarie Bank Ltd.	HSI R Bull CBBC Sep 2018 B	0.2500	26,758 per 10,000 units	26,908 per 10,000 units	2018/09/27	40,000,000	2017/08/15
62548	Macquarie Bank Ltd.	HSI R Bull CBBC Sep 2018 C	0.2500	26,858 per 10,000 units	27,008 per 10,000 units	2018/09/27	40,000,000	2017/08/15
62532	Macquarie Bank Ltd.	HSI R Bear CBBC Sep 2018 D	0.2500	29,150 per 10,000 units	29,000 per 10,000 units	2018/09/27	40,000,000	2017/08/15
62537	Macquarie Bank Ltd.	HSI R Bear CBBC Sep 2018 E	0.2500	29,250 per 10,000 units	29,100 per 10,000 units	2018/09/27	40,000,000	2017/08/15
62526	Macquarie Bank Ltd.	Tencent R Bull CBBC Mar 2018 D	0.5000	317.88 per 100 units	319.88 per 100 units	2018/03/29	20,000,000	2017/08/15
62517	Macquarie Bank Ltd.	Tencent R Bear CBBC Mar 2018 E	0.6260	347.88 per 100 units	345.18 per 100 units	2018/03/29	16,000,000	2017/08/15
62646	SGA Societe Generale Acceptance N.V./SG Issuer	China Life R Bull CBBC Apr 2018 C	0.2500	24.2500	24.6500	2018/04/13	40,000,000	2017/08/15
62653	SGA Societe Generale Acceptance N.V./SG Issuer	Geely Auto R Bull CBBC Feb 2018 D	0.2500	18.4800	18.8800	2018/02/22	40,000,000	2017/08/15
62655	SGA Societe Generale Acceptance N.V./SG Issuer	Geely Auto R Bull CBBC Apr 2018 C	0.2500	17.6800	18.0800	2018/04/26	40,000,000	2017/08/15
62647	SGA Societe Generale Acceptance N.V./SG Issuer	Galaxy R Bull CBBC Mar 2018 E	0.2500	47.20 per 100 units	48 per 100 units	2018/03/27	100,000,000	2017/08/15
62658	SGA Societe Generale Acceptance N.V./SG Issuer	HKEX R Bull CBBC Jan 2018 J	0.2500	227.40 per 100 units	229.40 per 100 units	2018/01/24	50,000,000	2017/08/15
62660	SGA Societe Generale Acceptance N.V./SG Issuer	HKEX R Bull CBBC Feb 2018 H	0.2500	225.40 per 100 units	227.40 per 100 units	2018/02/21	50,000,000	2017/08/15
62640	SGA Societe Generale Acceptance N.V./SG Issuer	HSI R Bull CBBC Nov 2018 U	0.2500	27,658 per 12,000 units	27,758 per 12,000 units	2018/11/29	200,000,000	2017/08/15
62425	SGA Societe Generale Acceptance N.V./SG Issuer	HSI R Bull CBBC Dec 2018 D	0.2500	27,458 per 10,000 units	27,658 per 10,000 units	2018/12/28	200,000,000	2017/08/15
62641	SGA Societe Generale Acceptance N.V./SG Issuer	HSI R Bull CBBC Dec 2018 N	0.2500	27,708 per 10,000 units	27,808 per 10,000 units	2018/12/28	200,000,000	2017/08/15
62599	SGA Societe Generale Acceptance N.V./SG Issuer	HSI R Bear CBBC Nov 2017 L	0.2500	28,038 per 10,000 units	27,938 per 10,000 units	2017/11/29	200,000,000	2017/08/15
62622	SGA Societe Generale Acceptance N.V./SG Issuer	HSI R Bear CBBC Nov 2017 M	0.2500	29,138 per 12,000 units	29,038 per 12,000 units	2017/11/29	200,000,000	2017/08/15
62627	SGA Societe Generale Acceptance N.V./SG Issuer	HSI R Bear CBBC Dec 2017 A	0.2500	29,488 per 10,000 units	29,288 per 10,000 units	2017/12/28	200,000,000	2017/08/15
62625	SGA Societe Generale Acceptance N.V./SG Issuer	HSI R Bear CBBC Dec 2017 E	0.2500	29,238 per 12,000 units	29,138 per 12,000 units	2017/12/28	200,000,000	2017/08/15
62638	SGA Societe Generale Acceptance N.V./SG Issuer	HSI R Bear CBBC Jan 2018 K	0.2500	27,988 per 12,000 units	27,888 per 12,000 units	2018/01/30	200,000,000	2017/08/15
62665	SGA Societe Generale Acceptance N.V./SG Issuer	Tencent R Bull CBBC Dec 2017 L	0.2500	325.60 per 100 units	328.40 per 100 units	2017/12/19	80,000,000	2017/08/15
62670	SGA Societe Generale Acceptance N.V./SG Issuer	Tencent R Bull CBBC Feb 2018 R	0.2500	321.60 per 100 units	324.40 per 100 units	2018/02/07	80,000,000	2017/08/15
62501	SGA Societe Generale Acceptance N.V./SG Issuer	Tencent R Bull CBBC Mar 2018 P	0.2500	315.80 per 100 units	318.40 per 100 units	2018/03/14	80,000,000	2017/08/15
62502	SGA Societe Generale Acceptance N.V./SG Issuer	Tencent R Bear CBBC Mar 2018 I	0.2500	344.60 per 100 units	342 per 100 units	2018/03/14	80,000,000	2017/08/15
62505	SGA Societe Generale Acceptance N.V./SG Issuer	Tencent R Bear CBBC Sep 2018 B	0.5300	377.60 per 100 units	375 per 100 units	2018/09/21	80,000,000	2017/08/15
62586	UBS AG	HSI R Bull CBBC Sep 2018 P	0.2500	27,754 per 10,000 units	27,854 per 10,000 units	2018/09/27	200,000,000	2017/08/15
62561	UBS AG	HSI R Bear CBBC Nov 2017 G	0.2500	27,850 per 10,000 units	27,750 per 10,000 units	2017/11/29	200,000,000	2017/08/15
62564	UBS AG	HSI R Bear CBBC Nov 2017 H	0.2500	28,550 per 12,000 units	28,350 per 12,000 units	2017/11/29	250,000,000	2017/08/15
62566	UBS AG	HSI R Bear CBBC Nov 2017 K	0.2500	28,850 per 12,000 units	28,650 per 12,000 units	2017/11/29	250,000,000	2017/08/15
62570	UBS AG	HSI R Bear CBBC Nov 2017 L	0.2500	29,600 per 12,000 units	29,400 per 12,000 units	2017/11/29	250,000,000	2017/08/15
62589	UBS AG	Tencent R Bull CBBC Feb 2018 H	0.2500	325.78 per 100 units	328.28 per 100 units	2018/02/13	50,000,000	2017/08/15
62590	UBS AG	Tencent R Bull CBBC Feb 2018 I	0.2500	321.08 per 100 units	323.88 per 100 units	2018/02/27	50,000,000	2017/08/15
62594	UBS AG	Tencent R Bear CBBC Jan 2018 J	0.3500	362.88 per 100 units	360 per 100 units	2018/01/19	50,000,000	2017/08/15
62777	BNP Paribas Issuance B.V.	HSI R Bull CBBC Sep 2018 Z	0.2500	27,600 per 10,000 units	27,800 per 10,000 units	2018/09/27	250,000,000	2017/08/16
62922	BNP Paribas Issuance B.V.	Tencent R Bull CBBC Aug 2018 L	0.2500	328 per 100 units	330 per 100 units	2018/08/30	50,000,000	2017/08/16
62806	BNP Paribas Issuance B.V.	Tencent R Bear CBBC Apr 2018 B	0.2500	332 per 100 units	330 per 100 units	2018/04/27	50,000,000	2017/08/16
62917	Credit Suisse AG	ABC R Bull CBBC Sep 2018 C	0.2500	3.2300	3.3100	2018/09/28	50,000,000	2017/08/16
62921	Credit Suisse AG	China Mobile R Bear CBBC Feb 2018 A	0.7800	91.9800	89.9800	2018/02/28	35,000,000	2017/08/16
62920	Credit Suisse AG	HSBC R Bull CBBC Feb 2018 G	0.2500	68.68 per 100 units	69.68 per 100 units	2018/02/09	100,000,000	2017/08/16

Newly listed callable bull/bear contracts (continued)

Code	Issuer	Name of issue	Issue prices (HK\$)	Strike price (HKD)/Strike level per 10 units	Call price (HKD)/Call level per 10 units	Expiry date	No. of issue (units)	Listing date
62872	Credit Suisse AG	HSI R Bull CBBC Apr 2018 V	0.2500	27,450 per 12,000 units	27,650 per 12,000 units	2018/04/27	200,000,000	2017/08/16
62874	Credit Suisse AG	HSI R Bull CBBC Sep 2018 C	0.2500	27,600 per 10,000 units	27,800 per 10,000 units	2018/09/27	200,000,000	2017/08/16
62892	Credit Suisse AG	HSI R Bear CBBC Dec 2017 V	0.2500	27,888 per 10,000 units	27,688 per 10,000 units	2017/12/28	200,000,000	2017/08/16
62918	Credit Suisse AG	Sunny Optical R Bull CBBC Feb 2018 A	0.2500	89.88 per 100 units	93.88 per 100 units	2018/02/28	40,000,000	2017/08/16
62902	Credit Suisse AG	Tencent R Bull CBBC Jun 2018 D	0.2500	306.78 per 100 units	309.28 per 100 units	2018/06/21	50,000,000	2017/08/16
62909	Credit Suisse AG	Tencent R Bear CBBC Apr 2018 F	0.2500	332.68 per 100 units	329.88 per 100 units	2018/04/26	100,000,000	2017/08/16
62916	Credit Suisse AG	Tencent R Bear CBBC Apr 2018 G	0.2500	351.48 per 100 units	348.68 per 100 units	2018/04/18	100,000,000	2017/08/16
62818	Goldman Sachs Structured Products (Asia) Ltd.	HSI R Bull CBBC Oct 2018 V	0.2500	27,657 per 10,000 units	27,757 per 10,000 units	2018/10/30	200,000,000	2017/08/16
62808	Goldman Sachs Structured Products (Asia) Ltd.	HSI R Bear CBBC Nov 2017 G	0.2500	27,800 per 10,000 units	27,700 per 10,000 units	2017/11/29	200,000,000	2017/08/16
62782	Hongkong and Shanghai Banking Corporation Ltd., The	Geely Auto R Bear CBBC Aug 2018 C	0.4000	23.2800	22.8800	2018/08/27	40,000,000	2017/08/16
62788	Hongkong and Shanghai Banking Corporation Ltd., The	HSCFI R Bear CBBC Mar 2018 C	0.2500	11,088 per 10,000 units	10,988 per 10,000 units	2018/03/28	50,000,000	2017/08/16
62790	Hongkong and Shanghai Banking Corporation Ltd., The	HSI R Bear CBBC Mar 2018 U	0.2500	27,938 per 15,000 units	27,788 per 15,000 units	2018/03/28	100,000,000	2017/08/16
62792	Hongkong and Shanghai Banking Corporation Ltd., The	Ping An R Bull CBBC Mar 2018 E	0.2500	57.78 per 100 units	58.48 per 100 units	2018/03/05	80,000,000	2017/08/16
62816	Hongkong and Shanghai Banking Corporation Ltd., The	Tencent R Bull CBBC Mar 2018 Z	0.2500	327.68 per 100 units	330.18 per 100 units	2018/03/05	60,000,000	2017/08/16
62793	Hongkong and Shanghai Banking Corporation Ltd., The	Tencent R Bear CBBC Mar 2018 F	0.2500	333.38 per 100 units	330.88 per 100 units	2018/03/05	50,000,000	2017/08/16
62794	Hongkong and Shanghai Banking Corporation Ltd., The	Tencent R Bear CBBC Jul 2018 I	0.4000	363.38 per 100 units	360.88 per 100 units	2018/07/23	50,000,000	2017/08/16
62923	J.P. Morgan Structured Products B.V.	HSI R Bull CBBC Nov 2018 K	0.2500	27,600 per 10,000 units	27,800 per 10,000 units	2018/11/29	200,000,000	2017/08/16
62927	J.P. Morgan Structured Products B.V.	HSI R Bull CBBC Dec 2018 C	0.2500	27,548 per 10,000 units	27,648 per 10,000 units	2018/12/28	200,000,000	2017/08/16
62929	J.P. Morgan Structured Products B.V.	HSI R Bear CBBC Nov 2017 S	0.2500	28,000 per 10,000 units	27,800 per 10,000 units	2017/11/29	200,000,000	2017/08/16
62930	J.P. Morgan Structured Products B.V.	HSI R Bear CBBC Jan 2018 D	0.2500	29,748 per 10,000 units	29,648 per 10,000 units	2018/01/30	200,000,000	2017/08/16
62954	J.P. Morgan Structured Products B.V.	Tencent R Bull CBBC Dec 2017 D	0.2500	321.88 per 100 units	323.88 per 100 units	2017/12/15	40,000,000	2017/08/16
62952	J.P. Morgan Structured Products B.V.	Tencent R Bull CBBC Dec 2017 E	0.2500	327.88 per 100 units	329.88 per 100 units	2017/12/15	40,000,000	2017/08/16
62956	J.P. Morgan Structured Products B.V.	Tencent R Bear CBBC Dec 2017 F	0.3600	364.88 per 100 units	362.08 per 100 units	2017/12/15	40,000,000	2017/08/16
62849	Macquarie Bank Ltd.	HSI R Bull CBBC Sep 2018 D	0.2500	26,958 per 10,000 units	27,108 per 10,000 units	2018/09/27	40,000,000	2017/08/16
62850	Macquarie Bank Ltd.	HSI R Bear CBBC Sep 2018 F	0.2500	28,800 per 10,000 units	28,650 per 10,000 units	2018/09/27	40,000,000	2017/08/16
62853	Macquarie Bank Ltd.	HSI R Bear CBBC Sep 2018 G	0.2500	28,900 per 10,000 units	28,750 per 10,000 units	2018/09/27	40,000,000	2017/08/16
62858	Macquarie Bank Ltd.	HSI R Bear CBBC Sep 2018 H	0.2500	29,000 per 10,000 units	28,850 per 10,000 units	2018/09/27	40,000,000	2017/08/16
62859	Macquarie Bank Ltd.	HSI R Bear CBBC Sep 2018 I	0.2500	29,100 per 10,000 units	28,950 per 10,000 units	2018/09/27	40,000,000	2017/08/16
62861	Macquarie Bank Ltd.	HSI R Bear CBBC Sep 2018 J	0.2500	29,200 per 10,000 units	29,050 per 10,000 units	2018/09/27	40,000,000	2017/08/16
62867	Macquarie Bank Ltd.	HSI R Bear CBBC Sep 2018 K	0.2500	29,350 per 10,000 units	29,200 per 10,000 units	2018/09/27	40,000,000	2017/08/16
62799	Macquarie Bank Ltd.	Tencent R Bull CBBC Mar 2018 E	0.4000	322.88 per 100 units	324.88 per 100 units	2018/03/29	25,000,000	2017/08/16
62801	Macquarie Bank Ltd.	Tencent R Bear CBBC Mar 2018 F	0.4130	332.88 per 100 units	330.18 per 100 units	2018/03/29	25,000,000	2017/08/16
62803	Macquarie Bank Ltd.	Tencent R Bear CBBC Mar 2018 G	0.5990	352.88 per 100 units	350.18 per 100 units	2018/03/29	17,000,000	2017/08/16
62932	SGA Societe Generale Acceptance N.V./SG Issuer	CMob R Bull CBBC Mar 2018 A	0.2500	83.40 per 100 units	84.60 per 100 units	2018/03/14	100,000,000	2017/08/16
62934	SGA Societe Generale Acceptance N.V./SG Issuer	HSBC R Bull CBBC Jun 2018 F	0.2500	76.60 per 100 units	77.60 per 100 units	2018/06/21	100,000,000	2017/08/16
62947	SGA Societe Generale Acceptance N.V./SG Issuer	HSI R Bull CBBC Jan 2019 G	0.2500	26,100 per 20,000 units	26,200 per 20,000 units	2019/01/30	200,000,000	2017/08/16
62949	SGA Societe Generale Acceptance N.V./SG Issuer	HSI R Bull CBBC Jan 2019 H	0.2500	26,500 per 20,000 units	26,600 per 20,000 units	2019/01/30	200,000,000	2017/08/16
62951	SGA Societe Generale Acceptance N.V./SG Issuer	HSI R Bull CBBC Jan 2019 I	0.2500	27,608 per 10,000 units	27,708 per 10,000 units	2019/01/30	200,000,000	2017/08/16
62945	SGA Societe Generale Acceptance N.V./SG Issuer	HSI R Bear CBBC Dec 2017 F	0.2500	27,938 per 12,000 units	27,838 per 12,000 units	2017/12/28	200,000,000	2017/08/16
62936	SGA Societe Generale Acceptance N.V./SG Issuer	SHK Ppt P R Bull CBBC May 2018 B	0.2500	116.50 per 100 units	118 per 100 units	2018/05/16	60,000,000	2017/08/16
62809	SGA Societe Generale Acceptance N.V./SG Issuer	Tencent R Bull CBBC Jan 2018 S	0.2500	323.60 per 100 units	326.40 per 100 units	2018/01/18	80,000,000	2017/08/16
62939	SGA Societe Generale Acceptance N.V./SG Issuer	Tencent R Bear CBBC Oct 2018 B	0.5700	383.80 per 100 units	381 per 100 units	2018/10/10	80,000,000	2017/08/16
62824	UBS AG	HSI R Bull CBBC Oct 2018 L	0.2500	27,600 per 12,000 units	27,800 per 12,000 units	2018/10/30	250,000,000	2017/08/16

Newly listed callable bull/bear contracts (continued)

Code	Issuer	Name of issue	Issue prices (HK\$)	Strike price (HKD)/Strike level per 10 units	Call price (HKD)/Call level per 10 units	Expiry date	No. of issue (units)	Listing date
62838	UBS AG	HSI R Bull CBBC Oct 2018 M	0.2500	27,550 per 10,000 units	27,650 per 10,000 units	2018/10/30	200,000,000	2017/08/16
62831	UBS AG	HSI R Bear CBBC Nov 2017 I	0.2500	28,000 per 12,000 units	27,800 per 12,000 units	2017/11/29	250,000,000	2017/08/16
62828	UBS AG	HSI R Bear CBBC Nov 2017 M	0.2500	27,730 per 10,000 units	27,630 per 10,000 units	2017/11/29	200,000,000	2017/08/16
62962	BNP Paribas Issuance B.V.	HKEX R Bull CBBC Aug 2018 I	0.2500	214 per 100 units	216 per 100 units	2018/08/30	50,000,000	2017/08/17
62965	BNP Paribas Issuance B.V.	HSBC R Bull CBBC Aug 2018 F	0.2500	75 per 100 units	76 per 100 units	2018/08/30	150,000,000	2017/08/17
62977	BNP Paribas Issuance B.V.	HSCEI R Bull CBBC Aug 2018 S	0.2500	10,700 per 10,000 units	10,800 per 10,000 units	2018/08/30	100,000,000	2017/08/17
63043	BNP Paribas Issuance B.V.	HSCEI R Bear CBBC Feb 2018 R	0.2500	11,100 per 10,000 units	11,000 per 10,000 units	2018/02/27	100,000,000	2017/08/17
62957	BNP Paribas Issuance B.V.	HSI R Bull CBBC Sep 2018 A	0.2500	27,100 per 10,000 units	27,300 per 10,000 units	2018/09/27	250,000,000	2017/08/17
62960	BNP Paribas Issuance B.V.	HSI R Bull CBBC Sep 2018 B	0.2500	27,200 per 10,000 units	27,400 per 10,000 units	2018/09/27	250,000,000	2017/08/17
62961	BNP Paribas Issuance B.V.	HSI R Bull CBBC Sep 2018 U	0.2500	27,300 per 10,000 units	27,500 per 10,000 units	2018/09/27	250,000,000	2017/08/17
63018	BNP Paribas Issuance B.V.	HSI R Bear CBBC Feb 2018 L	0.2500	27,900 per 10,000 units	27,700 per 10,000 units	2018/02/27	250,000,000	2017/08/17
63037	BNP Paribas Issuance B.V.	HSI R Bear CBBC Feb 2018 P	0.2500	27,600 per 10,000 units	27,400 per 10,000 units	2018/02/27	250,000,000	2017/08/17
63021	BNP Paribas Issuance B.V.	HSI R Bear CBBC Feb 2018 R	0.2500	27,800 per 10,000 units	27,600 per 10,000 units	2018/02/27	250,000,000	2017/08/17
63035	BNP Paribas Issuance B.V.	HSI R Bear CBBC Feb 2018 U	0.2500	27,700 per 10,000 units	27,500 per 10,000 units	2018/02/27	250,000,000	2017/08/17
63044	BNP Paribas Issuance B.V.	Tencent R Bear CBBC Apr 2018 D	0.2500	332 per 100 units	330 per 100 units	2018/04/27	50,000,000	2017/08/17
63178	Credit Suisse AG	China Mobile R Bull CBBC Oct 2018 A	0.2500	84.38 per 100 units	85.58 per 100 units	2018/10/19	50,000,000	2017/08/17
63185	Credit Suisse AG	China Mobile R Bull CBBC Oct 2018 B	0.2500	85.78 per 100 units	86.98 per 100 units	2018/10/26	50,000,000	2017/08/17
63186	Credit Suisse AG	China Mobile R Bear CBBC Feb 2018 B	0.2500	94.28 per 100 units	93.08 per 100 units	2018/02/23	100,000,000	2017/08/17
63188	Credit Suisse AG	China Mobile R Bear CBBC Feb 2018 C	0.2500	98.48 per 100 units	97.28 per 100 units	2018/02/28	100,000,000	2017/08/17
63192	Credit Suisse AG	China Mobile R Bear CBBC Mar 2018 A	0.2500	103.58 per 100 units	102.38 per 100 units	2018/03/02	100,000,000	2017/08/17
63161	Credit Suisse AG	Geely Auto R Bull CBBC Apr 2018 A	0.2500	17.9800	18.3800	2018/04/20	50,000,000	2017/08/17
63162	Credit Suisse AG	Geely Auto R Bear CBBC Apr 2018 C	0.2500	20.6800	20.2800	2018/04/19	50,000,000	2017/08/17
63176	Credit Suisse AG	HSBC R Bull CBBC Mar 2018 B	0.8600	68.3800	70.3800	2018/03/29	70,000,000	2017/08/17
63177	Credit Suisse AG	HSBC R Bull CBBC Mar 2018 C	0.2500	75.38 per 100 units	76.38 per 100 units	2018/03/23	100,000,000	2017/08/17
63212	Credit Suisse AG	HSCEI R Bull CBBC Mar 2018 E	0.2500	10,628 per 10,000 units	10,728 per 10,000 units	2018/03/28	150,000,000	2017/08/17
63198	Credit Suisse AG	HSI R Bull CBBC Mar 2018 V	0.2500	26,708 per 10,000 units	26,808 per 10,000 units	2018/03/28	200,000,000	2017/08/17
63202	Credit Suisse AG	HSI R Bull CBBC Mar 2018 W	0.2500	25,878 per 10,000 units	25,978 per 10,000 units	2018/03/28	200,000,000	2017/08/17
63210	Credit Suisse AG	HSI R Bull CBBC Mar 2018 X	0.2500	25,228 per 10,000 units	25,328 per 10,000 units	2018/03/28	200,000,000	2017/08/17
63142	Credit Suisse AG	HSI R Bull CBBC Apr 2018 W	0.2500	27,200 per 12,000 units	27,350 per 12,000 units	2018/04/27	200,000,000	2017/08/17
63147	Credit Suisse AG	HSI R Bull CBBC Apr 2018 X	0.2500	27,300 per 12,000 units	27,450 per 12,000 units	2018/04/27	200,000,000	2017/08/17
63201	Credit Suisse AG	HSI R Bull CBBC Apr 2018 Y	0.2500	25,850 per 12,000 units	26,050 per 12,000 units	2018/04/27	200,000,000	2017/08/17
63206	Credit Suisse AG	HSI R Bull CBBC Apr 2018 Z	0.2500	25,550 per 12,000 units	25,750 per 12,000 units	2018/04/27	200,000,000	2017/08/17
63204	Credit Suisse AG	HSI R Bull CBBC Sep 2018 A	0.2500	25,700 per 10,000 units	25,900 per 10,000 units	2018/09/27	200,000,000	2017/08/17
63150	Credit Suisse AG	HSI R Bull CBBC Sep 2018 D	0.2500	27,400 per 10,000 units	27,600 per 10,000 units	2018/09/27	200,000,000	2017/08/17
63197	Credit Suisse AG	HSI R Bull CBBC Sep 2018 E	0.2500	27,000 per 10,000 units	27,200 per 10,000 units	2018/09/27	200,000,000	2017/08/17
63155	Credit Suisse AG	HSI R Bear CBBC Nov 2017 Q	0.2500	27,416 per 10,000 units	27,316 per 10,000 units	2017/11/29	200,000,000	2017/08/17
63156	Credit Suisse AG	HSI R Bear CBBC Dec 2017 X	0.2500	27,700 per 10,000 units	27,500 per 10,000 units	2017/12/28	200,000,000	2017/08/17
63153	Credit Suisse AG	Ping An R Bull CBBC Apr 2018 B	0.2500	56.68 per 100 units	57.28 per 100 units	2018/04/13	100,000,000	2017/08/17
63169	Credit Suisse AG	Ping An R Bull CBBC Apr 2018 C	0.6000	51.6800	53.1800	2018/04/12	50,000,000	2017/08/17
63172	Credit Suisse AG	Sunny Optical R Bull CBBC Feb 2018 B	0.2500	94.88 per 100 units	98.88 per 100 units	2018/02/23	40,000,000	2017/08/17
63152	Credit Suisse AG	Tencent R Bull CBBC Jun 2018 E	0.2500	322.48 per 100 units	324.98 per 100 units	2018/06/29	50,000,000	2017/08/17
63167	Credit Suisse AG	Tencent R Bear CBBC Apr 2018 H	0.4300	366.08 per 100 units	363.28 per 100 units	2018/04/25	80,000,000	2017/08/17
63069	The Bank of East Asia, Ltd.	China Mobile R Bull CBBC May 2018 E	0.2500	82.78 per 100 units	84.28 per 100 units	2018/05/25	60,000,000	2017/08/17

Newly listed callable bull/bear contracts (continued)

Code	Issuer	Name of issue	Issue prices (HK\$)	Strike price (HKD)/Strike level per 10 units	Call price (HKD)/Call level per 10 units	Expiry date	No. of issue (units)	Listing date
63076	The Bank of East Asia, Ltd.	China Mobile R Bull CBBC May 2018 F	0.2500	84.78 per 100 units	86.28 per 100 units	2018/05/25	60,000,000	2017/08/17
63068	The Bank of East Asia, Ltd.	HKEX R Bull CBBC Jun 2018 E	0.2500	215.08 per 100 units	217.28 per 100 units	2018/06/05	40,000,000	2017/08/17
63078	Goldman Sachs Structured Products (Asia) Ltd.	HSCEI R Bull CBBC Aug 2018 B	0.2500	10,682 per 10,000 units	10,782 per 10,000 units	2018/08/30	200,000,000	2017/08/17
62979	Goldman Sachs Structured Products (Asia) Ltd.	HSI R Bull CBBC Nov 2018 A	0.2500	27,500 per 10,000 units	27,600 per 10,000 units	2018/11/29	200,000,000	2017/08/17
62980	Goldman Sachs Structured Products (Asia) Ltd.	HSI R Bull CBBC Nov 2018 B	0.2500	27,300 per 10,000 units	27,400 per 10,000 units	2018/11/29	200,000,000	2017/08/17
63045	Goldman Sachs Structured Products (Asia) Ltd.	HSI R Bear CBBC Nov 2017 H	0.2500	27,416 per 10,000 units	27,316 per 10,000 units	2017/11/29	200,000,000	2017/08/17
63049	Goldman Sachs Structured Products (Asia) Ltd.	HSI R Bear CBBC Nov 2017 W	0.2500	27,600 per 10,000 units	27,500 per 10,000 units	2017/11/29	200,000,000	2017/08/17
63130	Hongkong and Shanghai Banking Corporation Ltd., The	China Mobile R Bull CBBC Mar 2018 B	0.2500	84.18 per 100 units	85.38 per 100 units	2018/03/05	50,000,000	2017/08/17
63054	Hongkong and Shanghai Banking Corporation Ltd., The	Evergrande R Bull CBBC May 2018 A	0.2500	17.1000	18.0800	2018/05/07	40,000,000	2017/08/17
63128	Hongkong and Shanghai Banking Corporation Ltd., The	HKEX R Bull CBBC Jun 2018 G	0.2500	215.88 per 100 units	217.88 per 100 units	2018/06/25	50,000,000	2017/08/17
63138	Hongkong and Shanghai Banking Corporation Ltd., The	HKEX R Bull CBBC Jul 2018 O	0.2500	213.88 per 100 units	215.88 per 100 units	2018/07/03	50,000,000	2017/08/17
63052	Hongkong and Shanghai Banking Corporation Ltd., The	HKEX R Bear CBBC Feb 2018 B	0.2500	226.88 per 100 units	224.88 per 100 units	2018/02/12	40,000,000	2017/08/17
63137	Hongkong and Shanghai Banking Corporation Ltd., The	HKEX R Bear CBBC Mar 2018 F	0.2500	221.88 per 100 units	219.88 per 100 units	2018/03/05	40,000,000	2017/08/17
63057	Hongkong and Shanghai Banking Corporation Ltd., The	HSI R Bear CBBC Mar 2018 V	0.2500	27,888 per 20,000 units	27,688 per 20,000 units	2018/03/28	150,000,000	2017/08/17
63058	Hongkong and Shanghai Banking Corporation Ltd., The	HSI R Bear CBBC Mar 2018 W	0.2500	27,738 per 15,000 units	27,588 per 15,000 units	2018/03/28	100,000,000	2017/08/17
63064	Hongkong and Shanghai Banking Corporation Ltd., The	HSI R Bear CBBC Mar 2018 X	0.2500	27,638 per 15,000 units	27,488 per 15,000 units	2018/03/28	100,000,000	2017/08/17
63065	Hongkong and Shanghai Banking Corporation Ltd., The	HSI R Bear CBBC Mar 2018 Y	0.2500	27,538 per 15,000 units	27,388 per 15,000 units	2018/03/28	100,000,000	2017/08/17
63055	Hongkong and Shanghai Banking Corporation Ltd., The	Ping An R Bear CBBC Feb 2018 A	0.2500	60.08 per 100 units	59.38 per 100 units	2018/02/12	40,000,000	2017/08/17
63097	J.P. Morgan Structured Products B.V.	HKEX R Bear CBBC Dec 2017 C	0.2500	226.88 per 100 units	224.08 per 100 units	2017/12/15	40,000,000	2017/08/17
63080	J.P. Morgan Structured Products B.V.	HSI R Bull CBBC Oct 2018 W	0.2500	27,657 per 10,000 units	27,757 per 10,000 units	2018/10/30	200,000,000	2017/08/17
63081	J.P. Morgan Structured Products B.V.	HSI R Bull CBBC Nov 2018 L	0.2500	27,300 per 10,000 units	27,500 per 10,000 units	2018/11/29	200,000,000	2017/08/17
63083	J.P. Morgan Structured Products B.V.	HSI R Bull CBBC Dec 2018 D	0.2500	27,100 per 10,000 units	27,300 per 10,000 units	2018/12/28	200,000,000	2017/08/17
63089	J.P. Morgan Structured Products B.V.	HSI R Bear CBBC Nov 2017 T	0.2500	27,416 per 10,000 units	27,316 per 10,000 units	2017/11/29	200,000,000	2017/08/17
63090	J.P. Morgan Structured Products B.V.	HSI R Bear CBBC Nov 2017 U	0.2500	27,700 per 10,000 units	27,500 per 10,000 units	2017/11/29	200,000,000	2017/08/17
63091	J.P. Morgan Structured Products B.V.	HSI R Bear CBBC Nov 2017 V	0.2500	27,900 per 10,000 units	27,700 per 10,000 units	2017/11/29	200,000,000	2017/08/17
63099	J.P. Morgan Structured Products B.V.	Sunny Optical R Bull CBBC Jan 2018 A	0.2500	90.88 per 100 units	94.88 per 100 units	2018/01/19	40,000,000	2017/08/17
63101	J.P. Morgan Structured Products B.V.	Sunny Optical R Bull CBBC Feb 2018 A	0.2500	85.88 per 100 units	89.88 per 100 units	2018/02/15	40,000,000	2017/08/17
63092	J.P. Morgan Structured Products B.V.	Tencent R Bear CBBC Dec 2017 G	0.2500	332.88 per 100 units	329.88 per 100 units	2017/12/15	40,000,000	2017/08/17
63231	SGA Societe Generale Acceptance N.V./SG Issuer	AIA R Bull CBBC Mar 2018 B	0.2500	58.90 per 100 units	59.50 per 100 units	2018/03/15	80,000,000	2017/08/17
63242	SGA Societe Generale Acceptance N.V./SG Issuer	CMob R Bull CBBC Mar 2018 B	0.2500	85.75 per 100 units	86.95 per 100 units	2018/03/08	100,000,000	2017/08/17
63246	SGA Societe Generale Acceptance N.V./SG Issuer	CMob R Bear CBBC Mar 2018 A	0.2500	96.20 per 100 units	95 per 100 units	2018/03/15	100,000,000	2017/08/17
62981	SGA Societe Generale Acceptance N.V./SG Issuer	CCB R Bull CBBC Jul 2018 C	0.2500	6.1100	6.2100	2018/07/30	100,000,000	2017/08/17
62986	SGA Societe Generale Acceptance N.V./SG Issuer	CCB R Bull CBBC Jul 2018 D	0.2500	6.3600	6.4600	2018/07/31	100,000,000	2017/08/17
63232	SGA Societe Generale Acceptance N.V./SG Issuer	China Life R Bull CBBC Mar 2018 C	0.2500	23.8000	24.2000	2018/03/16	40,000,000	2017/08/17
62989	SGA Societe Generale Acceptance N.V./SG Issuer	HKEX R Bull CBBC Feb 2018 I	0.2500	217 per 100 units	219 per 100 units	2018/02/22	50,000,000	2017/08/17
62992	SGA Societe Generale Acceptance N.V./SG Issuer	HKEX R Bull CBBC Mar 2018 I	0.2500	213 per 100 units	215 per 100 units	2018/03/15	50,000,000	2017/08/17
63248	SGA Societe Generale Acceptance N.V./SG Issuer	HKEX R Bear CBBC Feb 2018 A	0.2500	232 per 100 units	230 per 100 units	2018/02/22	50,000,000	2017/08/17
63249	SGA Societe Generale Acceptance N.V./SG Issuer	HKEX R Bear CBBC Mar 2018 A	0.2500	227 per 100 units	225 per 100 units	2018/03/13	50,000,000	2017/08/17
62999	SGA Societe Generale Acceptance N.V./SG Issuer	HSBC R Bull CBBC Apr 2018 D	0.2500	75.30 per 100 units	76.30 per 100 units	2018/04/30	100,000,000	2017/08/17
63219	SGA Societe Generale Acceptance N.V./SG Issuer	HSI R Bull CBBC Nov 2018 T	0.2500	27,258 per 12,000 units	27,358 per 12,000 units	2018/11/29	200,000,000	2017/08/17
63220	SGA Societe Generale Acceptance N.V./SG Issuer	HSI R Bull CBBC Dec 2018 O	0.2500	26,900 per 20,000 units	27,000 per 20,000 units	2018/12/28	200,000,000	2017/08/17
63227	SGA Societe Generale Acceptance N.V./SG Issuer	HSI R Bull CBBC Dec 2018 P	0.2500	27,308 per 10,000 units	27,408 per 10,000 units	2018/12/28	200,000,000	2017/08/17
63215	SGA Societe Generale Acceptance N.V./SG Issuer	HSI R Bear CBBC Nov 2017 N	0.2500	27,788 per 10,000 units	27,688 per 10,000 units	2017/11/29	200,000,000	2017/08/17

Newly listed callable bull/bear contracts (continued)

Code	Issuer	Name of issue	Issue prices (HK\$)	Strike price (HKD)/Strike level per 10 units	Call price (HKD)/Call level per 10 units	Expiry date	No. of issue (units)	Listing date
63216	SGA Societe Generale Acceptance N.V./SG Issuer	HSI R Bear CBBC Dec 2017 J	0.2500	27,588 per 10,000 units	27,488 per 10,000 units	2017/12/28	200,000,000	2017/08/17
63218	SGA Societe Generale Acceptance N.V./SG Issuer	HSI R Bear CBBC Jan 2018 L	0.2500	27,638 per 12,000 units	27,538 per 12,000 units	2018/01/30	200,000,000	2017/08/17
63002	SGA Societe Generale Acceptance N.V./SG Issuer	ICBC R Bull CBBC Aug 2018 D	0.2500	5.3600	5.4600	2018/08/08	60,000,000	2017/08/17
63003	SGA Societe Generale Acceptance N.V./SG Issuer	Ping An R Bull CBBC Mar 2018 I	0.2500	56.75 per 100 units	57.35 per 100 units	2018/03/08	100,000,000	2017/08/17
63250	SGA Societe Generale Acceptance N.V./SG Issuer	Sands R Bull CBBC Jul 2018 B	0.2500	34.90 per 100 units	35.70 per 100 units	2018/07/18	80,000,000	2017/08/17
63008	SGA Societe Generale Acceptance N.V./SG Issuer	Tencent R Bull CBBC Jan 2018 T	0.2500	319.60 per 100 units	322.40 per 100 units	2018/01/11	80,000,000	2017/08/17
63014	SGA Societe Generale Acceptance N.V./SG Issuer	Tencent R Bull CBBC Mar 2018 Q	0.2500	312 per 100 units	314.80 per 100 units	2018/03/15	80,000,000	2017/08/17
63126	UBS AG	China Mobile R Bull CBBC Apr 2018 B	0.2500	83.68 per 100 units	84.88 per 100 units	2018/04/06	50,000,000	2017/08/17
63110	UBS AG	HSI R Bull CBBC Oct 2018 N	0.2500	27,350 per 10,000 units	27,450 per 10,000 units	2018/10/30	200,000,000	2017/08/17
63112	UBS AG	HSI R Bull CBBC Oct 2018 O	0.2500	27,100 per 12,000 units	27,300 per 12,000 units	2018/10/30	250,000,000	2017/08/17
63103	UBS AG	HSI R Bull CBBC Nov 2018 L	0.2500	27,657 per 10,000 units	27,757 per 10,000 units	2018/11/29	200,000,000	2017/08/17
63109	UBS AG	HSI R Bull CBBC Nov 2018 M	0.2500	27,400 per 12,000 units	27,600 per 12,000 units	2018/11/29	250,000,000	2017/08/17
63117	UBS AG	HSI R Bear CBBC Nov 2018 N	0.2500	27,416 per 10,000 units	27,316 per 10,000 units	2017/11/29	200,000,000	2017/08/17
63122	UBS AG	HSI R Bear CBBC Nov 2018 O	0.2500	27,550 per 10,000 units	27,450 per 10,000 units	2017/11/29	200,000,000	2017/08/17
63125	UBS AG	HSI R Bear CBBC Nov 2018 T	0.2500	28,050 per 12,000 units	27,850 per 12,000 units	2017/11/29	250,000,000	2017/08/17
63341	BNP Paribas Issuance B.V.	HSCEI R Bear CBBC Feb 2018 S	0.2500	11,100 per 10,000 units	11,000 per 10,000 units	2018/02/27	100,000,000	2017/08/18
63342	BNP Paribas Issuance B.V.	HSCEI R Bear CBBC Feb 2018 T	0.2500	10,900 per 10,000 units	10,800 per 10,000 units	2018/02/27	100,000,000	2017/08/18
63358	BNP Paribas Issuance B.V.	HSI R Bull CBBC Sep 2018 Q	0.2500	26,700 per 10,000 units	26,900 per 10,000 units	2018/09/27	250,000,000	2017/08/18
63329	BNP Paribas Issuance B.V.	HSI R Bull CBBC Sep 2018 V	0.2500	27,000 per 10,000 units	27,200 per 10,000 units	2018/09/27	250,000,000	2017/08/18
63331	BNP Paribas Issuance B.V.	HSI R Bull CBBC Sep 2018 W	0.2500	26,900 per 10,000 units	27,100 per 10,000 units	2018/09/27	250,000,000	2017/08/18
63332	BNP Paribas Issuance B.V.	HSI R Bull CBBC Sep 2018 X	0.2500	26,800 per 10,000 units	27,000 per 10,000 units	2018/09/27	250,000,000	2017/08/18
63362	BNP Paribas Issuance B.V.	HSI R Bear CBBC Mar 2018 U	0.2500	27,500 per 10,000 units	27,300 per 10,000 units	2018/03/28	250,000,000	2017/08/18
63363	BNP Paribas Issuance B.V.	HSI R Bear CBBC Mar 2018 V	0.2500	27,400 per 10,000 units	27,200 per 10,000 units	2018/03/28	250,000,000	2017/08/18
63364	BNP Paribas Issuance B.V.	HSI R Bear CBBC Mar 2018 W	0.2500	27,300 per 10,000 units	27,100 per 10,000 units	2018/03/28	250,000,000	2017/08/18
63367	BNP Paribas Issuance B.V.	HSI R Bear CBBC Mar 2018 X	0.2500	27,200 per 10,000 units	27,000 per 10,000 units	2018/03/28	250,000,000	2017/08/18
63338	BNP Paribas Issuance B.V.	Tencent R Bull CBBC Aug 2018 M	0.2500	318 per 100 units	320 per 100 units	2018/08/30	50,000,000	2017/08/18
63337	BNP Paribas Issuance B.V.	Tencent R Bull CBBC Aug 2018 O	0.2500	313 per 100 units	315 per 100 units	2018/08/30	50,000,000	2017/08/18
63348	BNP Paribas Issuance B.V.	Tencent R Bear CBBC Apr 2018 C	0.2500	327 per 100 units	325 per 100 units	2018/04/27	50,000,000	2017/08/18
63351	BNP Paribas Issuance B.V.	Tencent R Bear CBBC Apr 2018 I	0.2500	322 per 100 units	320 per 100 units	2018/04/27	50,000,000	2017/08/18
63557	Credit Suisse AG	AIA R Bull CBBC Jul 2018 A	0.2500	53.08 per 100 units	53.68 per 100 units	2018/07/06	70,000,000	2017/08/18
63530	Credit Suisse AG	HKEX R Bull CBBC Mar 2018 F	0.2500	213.98 per 100 units	215.98 per 100 units	2018/03/29	100,000,000	2017/08/18
63606	Credit Suisse AG	HKEX R Bull CBBC Mar 2018 G	0.2500	191.08 per 100 units	193.08 per 100 units	2018/03/28	100,000,000	2017/08/18
63553	Credit Suisse AG	HKEX R Bear CBBC Mar 2018 H	0.2500	218.08 per 100 units	216.08 per 100 units	2018/03/23	50,000,000	2017/08/18
63611	Credit Suisse AG	HKEX R Bear CBBC Mar 2018 I	0.2500	230.28 per 100 units	228.28 per 100 units	2018/03/29	50,000,000	2017/08/18
63555	Credit Suisse AG	HSBC R Bull CBBC Mar 2018 D	0.9300	66.2800	68.2800	2018/03/22	100,000,000	2017/08/18
63529	Credit Suisse AG	HSBC R Bull CBBC Jun 2018 A	0.2500	73.68 per 100 units	74.68 per 100 units	2018/06/22	100,000,000	2017/08/18
63616	Credit Suisse AG	HSCEI R Bull CBBC Apr 2018 G	0.2500	10,428 per 10,000 units	10,528 per 10,000 units	2018/04/27	150,000,000	2017/08/18
63617	Credit Suisse AG	HSCEI R Bull CBBC Apr 2018 H	0.2500	10,078 per 10,000 units	10,178 per 10,000 units	2018/04/27	150,000,000	2017/08/18
63620	Credit Suisse AG	HSCEI R Bull CBBC Apr 2018 I	0.2500	9,868 per 10,000 units	9,968 per 10,000 units	2018/04/27	150,000,000	2017/08/18
63626	Credit Suisse AG	HSCEI R Bull CBBC Apr 2018 J	0.2500	9,598 per 10,000 units	9,698 per 10,000 units	2018/04/27	150,000,000	2017/08/18
63631	Credit Suisse AG	HSCEI R Bear CBBC Jan 2018 B	0.2500	10,858 per 10,000 units	10,758 per 10,000 units	2018/01/30	150,000,000	2017/08/18
63545	Credit Suisse AG	HSI R Bull CBBC Apr 2018 A	0.2500	27,100 per 12,000 units	27,250 per 12,000 units	2018/04/27	200,000,000	2017/08/18
63592	Credit Suisse AG	HSI R Bull CBBC Apr 2018 D	0.2500	25,650 per 12,000 units	25,850 per 12,000 units	2018/04/27	200,000,000	2017/08/18

Newly listed callable bull/bear contracts (continued)

Code	Issuer	Name of issue	Issue prices (HK\$)	Strike price (HKD)/Strike level per 10 units	Call price (HKD)/Call level per 10 units	Expiry date	No. of issue (units)	Listing date
63548	Credit Suisse AG	HSI R Bull CBBC Sep 2018 B	0.2500	27,200 per 10,000 units	27,400 per 10,000 units	2018/09/27	200,000,000	2017/08/18
63566	Credit Suisse AG	HSI R Bull CBBC Sep 2018 V	0.2500	26,700 per 10,000 units	26,900 per 10,000 units	2018/09/27	200,000,000	2017/08/18
63543	Credit Suisse AG	HSI R Bull CBBC Sep 2018 Y	0.2500	26,800 per 10,000 units	27,000 per 10,000 units	2018/09/27	200,000,000	2017/08/18
63544	Credit Suisse AG	HSI R Bull CBBC Sep 2018 Z	0.2500	26,900 per 10,000 units	27,100 per 10,000 units	2018/09/27	200,000,000	2017/08/18
63595	Credit Suisse AG	HSI R Bull CBBC Dec 2018 A	0.2500	25,678 per 10,000 units	26,028 per 10,000 units	2018/12/28	1,000,000,000	2017/08/18
63597	Credit Suisse AG	HSI R Bull CBBC Dec 2018 B	0.2900	24,678 per 10,000 units	25,028 per 10,000 units	2018/12/28	1,000,000,000	2017/08/18
63604	Credit Suisse AG	HSI R Bull CBBC Dec 2018 C	0.3800	23,678 per 10,000 units	24,028 per 10,000 units	2018/12/28	1,000,000,000	2017/08/18
63589	Credit Suisse AG	HSI R Bear CBBC Nov 2017 B	0.2500	27,700 per 12,000 units	27,550 per 12,000 units	2017/11/29	200,000,000	2017/08/18
63568	Credit Suisse AG	HSI R Bear CBBC Nov 2017 E	0.2500	27,034 per 12,000 units	26,884 per 12,000 units	2017/11/29	200,000,000	2017/08/18
63586	Credit Suisse AG	HSI R Bear CBBC Dec 2017 M	0.2500	27,600 per 10,000 units	27,400 per 10,000 units	2017/12/28	200,000,000	2017/08/18
63579	Credit Suisse AG	HSI R Bear CBBC Dec 2017 Z	0.2500	27,400 per 10,000 units	27,200 per 10,000 units	2017/12/28	200,000,000	2017/08/18
63577	Credit Suisse AG	HSI R Bear CBBC Jan 2018 K	0.2500	27,128 per 10,000 units	27,028 per 10,000 units	2018/01/30	200,000,000	2017/08/18
63563	Credit Suisse AG	ICBC R Bull CBBC Sep 2018 B	0.2500	5.2200	5.3200	2018/09/20	70,000,000	2017/08/18
63538	Credit Suisse AG	Ping An R Bull CBBC Apr 2018 D	0.2500	55.78 per 100 units	56.38 per 100 units	2018/04/19	100,000,000	2017/08/18
63565	Credit Suisse AG	Ping An R Bull CBBC Oct 2018 A	0.7700	49.2800	50.7800	2018/10/26	50,000,000	2017/08/18
63535	Credit Suisse AG	Tencent R Bull CBBC Jun 2018 F	0.2500	314.38 per 100 units	316.88 per 100 units	2018/06/28	50,000,000	2017/08/18
63537	Credit Suisse AG	Tencent R Bull CBBC Jun 2018 G	0.2500	324.08 per 100 units	326.58 per 100 units	2018/06/14	50,000,000	2017/08/18
63556	Credit Suisse AG	Tencent R Bull CBBC Jun 2018 H	0.2500	297.48 per 100 units	299.98 per 100 units	2018/06/28	50,000,000	2017/08/18
63638	Credit Suisse AG	Tencent R Bull CBBC Sep 2018 A	7.5000	242.2800	250.2800	2018/09/28	25,000,000	2017/08/18
63370	The Bank of East Asia, Ltd.	Tencent R Bull CBBC Jun 2018 Q	0.2500	323.28 per 100 units	326.28 per 100 units	2018/06/08	40,000,000	2017/08/18
63372	The Bank of East Asia, Ltd.	Tencent R Bull CBBC Jun 2018 R	0.2500	315.28 per 100 units	318.28 per 100 units	2018/06/08	40,000,000	2017/08/18
63375	The Bank of East Asia, Ltd.	Tencent R Bull CBBC Jun 2018 S	0.2500	309.28 per 100 units	312.28 per 100 units	2018/06/08	40,000,000	2017/08/18
63291	Goldman Sachs Structured Products (Asia) Ltd.	HSI R Bull CBBC Nov 2018 C	0.2500	27,343 per 10,000 units	27,443 per 10,000 units	2018/11/29	200,000,000	2017/08/18
63294	Goldman Sachs Structured Products (Asia) Ltd.	HSI R Bull CBBC Nov 2018 D	0.2500	27,050 per 12,000 units	27,200 per 12,000 units	2018/11/29	200,000,000	2017/08/18
63296	Goldman Sachs Structured Products (Asia) Ltd.	HSI R Bull CBBC Nov 2018 E	0.2500	26,900 per 10,000 units	27,000 per 10,000 units	2018/11/29	200,000,000	2017/08/18
63456	Goldman Sachs Structured Products (Asia) Ltd.	HSI R Bear CBBC Nov 2017 A	0.2500	27,500 per 10,000 units	27,400 per 10,000 units	2017/11/29	200,000,000	2017/08/18
63454	Goldman Sachs Structured Products (Asia) Ltd.	HSI R Bear CBBC Nov 2017 I	0.2500	27,200 per 10,000 units	27,100 per 10,000 units	2017/11/29	200,000,000	2017/08/18
63453	Goldman Sachs Structured Products (Asia) Ltd.	HSI R Bear CBBC Nov 2017 Y	0.2500	26,984 per 10,000 units	26,884 per 10,000 units	2017/11/29	200,000,000	2017/08/18
63403	Hongkong and Shanghai Banking Corporation Ltd., The	CC Bank R Bear CBBC Apr 2018 C	0.2500	6.7800	6.6800	2018/04/09	40,000,000	2017/08/18
63290	Hongkong and Shanghai Banking Corporation Ltd., The	China Life R Bull CBBC Aug 2018 B	0.3000	21.8800	22.2800	2018/08/06	40,000,000	2017/08/18
63402	Hongkong and Shanghai Banking Corporation Ltd., The	Geely Auto R Bear CBBC Mar 2018 K	0.2500	20.2800	19.8800	2018/03/05	40,000,000	2017/08/18
63393	Hongkong and Shanghai Banking Corporation Ltd., The	Galaxy Ent R Bear CBBC Feb 2018 B	0.2500	50.18 per 100 units	49.38 per 100 units	2018/02/12	40,000,000	2017/08/18
63275	Hongkong and Shanghai Banking Corporation Ltd., The	HKEX R Bull CBBC Jun 2018 H	0.2500	211.38 per 100 units	213.38 per 100 units	2018/06/11	50,000,000	2017/08/18
63272	Hongkong and Shanghai Banking Corporation Ltd., The	HKEX R Bull CBBC Jul 2018 P	0.2500	208.88 per 100 units	210.88 per 100 units	2018/07/16	50,000,000	2017/08/18
63388	Hongkong and Shanghai Banking Corporation Ltd., The	HKEX R Bear CBBC Mar 2018 G	0.2500	216.88 per 100 units	214.88 per 100 units	2018/03/26	40,000,000	2017/08/18
63257	Hongkong and Shanghai Banking Corporation Ltd., The	HSCEI R Bull CBBC Apr 2018 E	0.2500	10,538 per 10,000 units	10,638 per 10,000 units	2018/04/27	60,000,000	2017/08/18
63254	Hongkong and Shanghai Banking Corporation Ltd., The	HSCEI R Bear CBBC Mar 2018 D	0.2500	10,888 per 10,000 units	10,788 per 10,000 units	2018/03/28	50,000,000	2017/08/18
63377	Hongkong and Shanghai Banking Corporation Ltd., The	HSI R Bull CBBC Apr 2018 D	0.2500	26,698 per 20,000 units	26,898 per 20,000 units	2018/04/27	150,000,000	2017/08/18
63269	Hongkong and Shanghai Banking Corporation Ltd., The	HSI R Bull CBBC Apr 2018 E	0.2500	27,048 per 15,000 units	27,198 per 15,000 units	2018/04/27	100,000,000	2017/08/18
63270	Hongkong and Shanghai Banking Corporation Ltd., The	HSI R Bull CBBC Apr 2018 F	0.2500	27,098 per 20,000 units	27,298 per 20,000 units	2018/04/27	150,000,000	2017/08/18
63251	Hongkong and Shanghai Banking Corporation Ltd., The	HSI R Bull CBBC Apr 2018 Y	0.2500	27,248 per 15,000 units	27,398 per 15,000 units	2018/04/27	100,000,000	2017/08/18
63265	Hongkong and Shanghai Banking Corporation Ltd., The	HSI R Bull CBBC Apr 2018 Z	0.2500	26,948 per 15,000 units	27,098 per 15,000 units	2018/04/27	100,000,000	2017/08/18
63382	Hongkong and Shanghai Banking Corporation Ltd., The	HSI R Bear CBBC Mar 2018 A	0.2500	27,338 per 15,000 units	27,188 per 15,000 units	2018/03/28	100,000,000	2017/08/18

Newly listed callable bull/bear contracts (continued)

Code	Issuer	Name of issue	Issue prices (HK\$)	Strike price (HKD)/Strike level per 10 units	Call price (HKD)/Call level per 10 units	Expiry date	No. of issue (units)	Listing date
63385	Hongkong and Shanghai Banking Corporation Ltd., The	HSI R Bear CBBC Mar 2018 C	0.2500	27,238 per 15,000 units	27,088 per 15,000 units	2018/03/28	100,000,000	2017/08/18
63386	Hongkong and Shanghai Banking Corporation Ltd., The	HSI R Bear CBBC Mar 2018 E	0.2500	27,138 per 15,000 units	26,988 per 15,000 units	2018/03/28	100,000,000	2017/08/18
63380	Hongkong and Shanghai Banking Corporation Ltd., The	HSI R Bear CBBC Mar 2018 Z	0.2500	27,488 per 20,000 units	27,288 per 20,000 units	2018/03/28	150,000,000	2017/08/18
63404	Hongkong and Shanghai Banking Corporation Ltd., The	ICBC R Bear CBBC Apr 2018 A	0.2500	5.7800	5.6800	2018/04/09	40,000,000	2017/08/18
63277	Hongkong and Shanghai Banking Corporation Ltd., The	Tencent R Bull CBBC Mar 2018 B	0.2500	308.88 per 100 units	310.88 per 100 units	2018/03/19	60,000,000	2017/08/18
63279	Hongkong and Shanghai Banking Corporation Ltd., The	Tencent R Bull CBBC Mar 2018 N	0.2500	310.88 per 100 units	312.88 per 100 units	2018/03/12	60,000,000	2017/08/18
63281	Hongkong and Shanghai Banking Corporation Ltd., The	Tencent R Bull CBBC Mar 2018 O	0.2500	312.88 per 100 units	314.88 per 100 units	2018/03/05	60,000,000	2017/08/18
63399	Hongkong and Shanghai Banking Corporation Ltd., The	Tencent R Bear CBBC Mar 2018 G	0.2500	323.38 per 100 units	320.88 per 100 units	2018/03/26	50,000,000	2017/08/18
63401	Hongkong and Shanghai Banking Corporation Ltd., The	Tencent R Bear CBBC Mar 2018 H	0.2500	318.38 per 100 units	315.88 per 100 units	2018/03/05	50,000,000	2017/08/18
63395	Hongkong and Shanghai Banking Corporation Ltd., The	Tencent R Bear CBBC Apr 2018 E	0.2500	328.38 per 100 units	325.88 per 100 units	2018/04/09	50,000,000	2017/08/18
63482	J.P. Morgan Structured Products B.V.	China Mobile R Bull CBBC Nov 2018 A	0.2500	83.68 per 100 units	84.88 per 100 units	2018/11/16	100,000,000	2017/08/18
63480	J.P. Morgan Structured Products B.V.	HKEX R Bear CBBC Jan 2018 C	0.2500	216.88 per 100 units	214.08 per 100 units	2018/01/19	40,000,000	2017/08/18
63484	J.P. Morgan Structured Products B.V.	HSCEI R Bear CBBC Apr 2018 E	0.2500	11,100 per 10,000 units	11,000 per 10,000 units	2018/04/27	100,000,000	2017/08/18
63459	J.P. Morgan Structured Products B.V.	HSI R Bull CBBC Oct 2018 X	0.2500	27,200 per 10,000 units	27,400 per 10,000 units	2018/10/30	200,000,000	2017/08/18
63460	J.P. Morgan Structured Products B.V.	HSI R Bull CBBC Nov 2018 M	0.2500	27,058 per 10,000 units	27,158 per 10,000 units	2018/11/29	200,000,000	2017/08/18
63464	J.P. Morgan Structured Products B.V.	HSI R Bull CBBC Dec 2018 E	0.2500	26,800 per 10,000 units	27,000 per 10,000 units	2018/12/28	200,000,000	2017/08/18
63466	J.P. Morgan Structured Products B.V.	HSI R Bear CBBC Nov 2017 W	0.2500	27,300 per 10,000 units	27,100 per 10,000 units	2017/11/29	200,000,000	2017/08/18
63471	J.P. Morgan Structured Products B.V.	HSI R Bear CBBC Nov 2017 X	0.2500	27,600 per 10,000 units	27,400 per 10,000 units	2017/11/29	200,000,000	2017/08/18
63475	J.P. Morgan Structured Products B.V.	HSI R Bear CBBC Nov 2017 Y	0.2500	27,800 per 10,000 units	27,600 per 10,000 units	2017/11/29	200,000,000	2017/08/18
63483	J.P. Morgan Structured Products B.V.	HSI R Bear CBBC Nov 2017 Z	0.2500	26,984 per 10,000 units	26,884 per 10,000 units	2017/11/29	200,000,000	2017/08/18
63476	J.P. Morgan Structured Products B.V.	Tencent R Bear CBBC Dec 2017 H	0.2500	314.88 per 100 units	312.08 per 100 units	2017/12/15	40,000,000	2017/08/18
63477	J.P. Morgan Structured Products B.V.	Tencent R Bear CBBC Jan 2018 D	0.2500	322.88 per 100 units	320.08 per 100 units	2018/01/19	40,000,000	2017/08/18
63425	Macquarie Bank Ltd.	HSI R Bull CBBC Sep 2018 E	0.2500	25,908 per 10,000 units	26,058 per 10,000 units	2018/09/27	40,000,000	2017/08/18
63426	Macquarie Bank Ltd.	HSI R Bull CBBC Sep 2018 F	0.2500	25,958 per 10,000 units	26,108 per 10,000 units	2018/09/27	40,000,000	2017/08/18
63427	Macquarie Bank Ltd.	HSI R Bear CBBC Sep 2018 L	0.2500	28,700 per 10,000 units	28,550 per 10,000 units	2018/09/27	40,000,000	2017/08/18
63428	Macquarie Bank Ltd.	HSI R Bear CBBC Sep 2018 M	0.2500	28,600 per 20,000 units	28,450 per 20,000 units	2018/09/27	40,000,000	2017/08/18
63415	Macquarie Bank Ltd.	Tencent R Bull CBBC Mar 2018 F	0.4220	307.88 per 100 units	309.88 per 100 units	2018/03/29	24,000,000	2017/08/18
63420	Macquarie Bank Ltd.	Tencent R Bear CBBC Mar 2018 H	0.4550	322.88 per 100 units	320.18 per 100 units	2018/03/29	22,000,000	2017/08/18
63422	Macquarie Bank Ltd.	Tencent R Bear CBBC Mar 2018 I	0.5000	327.88 per 100 units	325.18 per 100 units	2018/03/29	20,000,000	2017/08/18
63412	SGA Societe Generale Acceptance N.V./SG Issuer	CCB R Bull CBBC Aug 2018 D	0.2500	6.2500	6.3500	2018/08/20	100,000,000	2017/08/18
63297	SGA Societe Generale Acceptance N.V./SG Issuer	China Life R Bull CBBC Mar 2018 D	0.2500	23.2000	23.6000	2018/03/12	40,000,000	2017/08/18
63298	SGA Societe Generale Acceptance N.V./SG Issuer	HKEX R Bull CBBC Feb 2018 J	0.2500	207 per 100 units	209 per 100 units	2018/02/08	50,000,000	2017/08/18
63510	SGA Societe Generale Acceptance N.V./SG Issuer	HKEX R Bull CBBC Mar 2018 J	0.2500	203.40 per 100 units	205.40 per 100 units	2018/03/07	50,000,000	2017/08/18
63300	SGA Societe Generale Acceptance N.V./SG Issuer	HKEX R Bull CBBC Apr 2018 D	0.2500	211 per 100 units	213 per 100 units	2018/04/13	50,000,000	2017/08/18
63511	SGA Societe Generale Acceptance N.V./SG Issuer	HKEX R Bear CBBC Jun 2018 E	0.2500	222 per 100 units	220 per 100 units	2018/06/22	50,000,000	2017/08/18
63302	SGA Societe Generale Acceptance N.V./SG Issuer	HSBC R Bull CBBC Mar 2018 I	0.2500	74 per 100 units	75 per 100 units	2018/03/29	100,000,000	2017/08/18
63503	SGA Societe Generale Acceptance N.V./SG Issuer	HSI R Bull CBBC Dec 2018 K	0.2500	26,758 per 10,000 units	26,858 per 10,000 units	2018/12/28	200,000,000	2017/08/18
63324	SGA Societe Generale Acceptance N.V./SG Issuer	HSI R Bull CBBC Jan 2019 J	0.2500	26,958 per 12,000 units	27,058 per 12,000 units	2019/01/30	200,000,000	2017/08/18
63326	SGA Societe Generale Acceptance N.V./SG Issuer	HSI R Bull CBBC Mar 2019 A	0.2500	27,158 per 12,000 units	27,258 per 12,000 units	2019/03/28	200,000,000	2017/08/18
63327	SGA Societe Generale Acceptance N.V./SG Issuer	HSI R Bull CBBC Mar 2019 B	0.2500	27,258 per 10,000 units	27,358 per 10,000 units	2019/03/28	200,000,000	2017/08/18
63508	SGA Societe Generale Acceptance N.V./SG Issuer	HSI R Bull CBBC Mar 2019 C	0.2500	26,708 per 12,000 units	26,808 per 12,000 units	2019/03/28	200,000,000	2017/08/18
63488	SGA Societe Generale Acceptance N.V./SG Issuer	HSI R Bear CBBC Nov 2017 O	0.2500	26,988 per 10,000 units	26,888 per 10,000 units	2017/11/29	200,000,000	2017/08/18
63491	SGA Societe Generale Acceptance N.V./SG Issuer	HSI R Bear CBBC Nov 2017 P	0.2500	27,538 per 12,000 units	27,438 per 12,000 units	2017/11/29	200,000,000	2017/08/18

Newly listed callable bull/bear contracts (continued)

Code	Issuer	Name of issue	Issue prices (HK\$)	Strike price (HKD)/Strike level per 10 units	Call price (HKD)/Call level per 10 units	Expiry date	No. of issue (units)	Listing date
63492	SGA Societe Generale Acceptance N.V./SG Issuer	HSI R Bear CBBC Nov 2017 Q	0.2500	27,788 per 10,000 units	27,588 per 10,000 units	2017/11/29	200,000,000	2017/08/18
63490	SGA Societe Generale Acceptance N.V./SG Issuer	HSI R Bear CBBC Nov 2017 U	0.2500	27,338 per 12,000 units	27,238 per 12,000 units	2017/11/29	200,000,000	2017/08/18
63497	SGA Societe Generale Acceptance N.V./SG Issuer	HSI R Bear CBBC Dec 2017 C	0.2500	27,038 per 12,000 units	26,938 per 12,000 units	2017/12/28	200,000,000	2017/08/18
63498	SGA Societe Generale Acceptance N.V./SG Issuer	HSI R Bear CBBC Dec 2017 K	0.2500	27,438 per 12,000 units	27,338 per 12,000 units	2017/12/28	200,000,000	2017/08/18
63500	SGA Societe Generale Acceptance N.V./SG Issuer	HSI R Bear CBBC Dec 2017 M	0.2500	27,838 per 12,000 units	27,738 per 12,000 units	2017/12/28	200,000,000	2017/08/18
63502	SGA Societe Generale Acceptance N.V./SG Issuer	HSI R Bear CBBC Jan 2018 M	0.2500	27,188 per 10,000 units	27,088 per 10,000 units	2018/01/30	200,000,000	2017/08/18
63414	SGA Societe Generale Acceptance N.V./SG Issuer	ICBC R Bull CBBC Apr 2018 B	0.2500	5.2000	5.3000	2018/04/18	60,000,000	2017/08/18
63303	SGA Societe Generale Acceptance N.V./SG Issuer	Ping An R Bull CBBC Mar 2018 J	0.2500	55.70 per 100 units	56.30 per 100 units	2018/03/16	100,000,000	2017/08/18
63513	SGA Societe Generale Acceptance N.V./SG Issuer	Ping An R Bull CBBC May 2018 C	0.2500	52.60 per 100 units	53.20 per 100 units	2018/05/14	100,000,000	2017/08/18
63304	SGA Societe Generale Acceptance N.V./SG Issuer	Tencent R Bull CBBC Jan 2018 U	0.2500	322.40 per 100 units	325.20 per 100 units	2018/01/04	80,000,000	2017/08/18
63305	SGA Societe Generale Acceptance N.V./SG Issuer	Tencent R Bull CBBC Jan 2018 V	0.2500	314.20 per 100 units	317 per 100 units	2018/01/25	80,000,000	2017/08/18
63517	SGA Societe Generale Acceptance N.V./SG Issuer	Tencent R Bull CBBC Feb 2018 S	0.2500	304.80 per 100 units	307.60 per 100 units	2018/02/14	80,000,000	2017/08/18
63307	SGA Societe Generale Acceptance N.V./SG Issuer	Tencent R Bull CBBC Mar 2018 R	0.2500	318.20 per 100 units	321 per 100 units	2018/03/15	80,000,000	2017/08/18
63311	SGA Societe Generale Acceptance N.V./SG Issuer	Tencent R Bull CBBC Mar 2018 S	0.2500	316.20 per 100 units	319 per 100 units	2018/03/26	80,000,000	2017/08/18
63320	SGA Societe Generale Acceptance N.V./SG Issuer	Tencent R Bull CBBC Mar 2018 T	0.2500	310.20 per 100 units	313 per 100 units	2018/03/28	80,000,000	2017/08/18
63523	SGA Societe Generale Acceptance N.V./SG Issuer	Tencent R Bull CBBC Apr 2018 G	0.2500	300.40 per 100 units	303.20 per 100 units	2018/04/10	80,000,000	2017/08/18
63527	SGA Societe Generale Acceptance N.V./SG Issuer	Tencent R Bull CBBC Jul 2018 C	0.2500	296.20 per 100 units	299 per 100 units	2018/07/06	80,000,000	2017/08/18
63518	SGA Societe Generale Acceptance N.V./SG Issuer	Tencent R Bear CBBC Feb 2018 F	0.2500	313.60 per 100 units	310.80 per 100 units	2018/02/27	80,000,000	2017/08/18
63521	SGA Societe Generale Acceptance N.V./SG Issuer	Tencent R Bear CBBC Mar 2018 J	0.2500	320.80 per 100 units	318 per 100 units	2018/03/16	80,000,000	2017/08/18
63524	SGA Societe Generale Acceptance N.V./SG Issuer	Tencent R Bear CBBC Jul 2018 B	0.2500	326.80 per 100 units	324 per 100 units	2018/07/04	80,000,000	2017/08/18
63429	UBS AG	HSI R Bull CBBC Nov 2018 N	0.2500	27,200 per 12,000 units	27,400 per 12,000 units	2018/11/29	250,000,000	2017/08/18
63431	UBS AG	HSI R Bull CBBC Nov 2018 O	0.2500	27,150 per 10,000 units	27,250 per 10,000 units	2018/11/29	200,000,000	2017/08/18
63432	UBS AG	HSI R Bull CBBC Nov 2018 P	0.2500	27,000 per 10,000 units	27,100 per 10,000 units	2018/11/29	200,000,000	2017/08/18
63433	UBS AG	HSI R Bull CBBC Nov 2018 Q	0.2500	26,850 per 10,000 units	26,950 per 10,000 units	2018/11/29	200,000,000	2017/08/18
63436	UBS AG	HSI R Bear CBBC Nov 2017 U	0.2500	26,984 per 10,000 units	26,884 per 10,000 units	2017/11/29	200,000,000	2017/08/18
63441	UBS AG	HSI R Bear CBBC Nov 2017 X	0.2500	27,300 per 10,000 units	27,200 per 10,000 units	2017/11/29	200,000,000	2017/08/18
63440	UBS AG	HSI R Bear CBBC Dec 2017 J	0.2500	27,150 per 10,000 units	27,050 per 10,000 units	2017/12/28	200,000,000	2017/08/18
63442	UBS AG	HSI R Bear CBBC Dec 2017 K	0.2500	27,600 per 12,000 units	27,400 per 12,000 units	2017/12/28	250,000,000	2017/08/18
63446	UBS AG	HSI R Bear CBBC Dec 2017 L	0.2500	27,800 per 12,000 units	27,600 per 12,000 units	2017/12/28	250,000,000	2017/08/18
63450	UBS AG	Tencent R Bull CBBC Apr 2018 C	0.2500	307.88 per 100 units	310.38 per 100 units	2018/04/20	50,000,000	2017/08/18
63739	BNP Paribas Issuance B.V.	Tencent R Bull CBBC Aug 2018 N	0.2500	318 per 100 units	320 per 100 units	2018/08/30	50,000,000	2017/08/21
63777	Credit Suisse AG	BOCL R Bull CBBC Sep 2018 A	0.2500	3.7500	3.8300	2018/09/20	70,000,000	2017/08/21
63774	Credit Suisse AG	CUni R Bull CBBC Feb 2018 B	0.2500	11.7800	11.8800	2018/02/28	50,000,000	2017/08/21
63775	Credit Suisse AG	CCB R Bull CBBC Sep 2018 E	0.2500	5.4300	6.4300	2018/09/28	70,000,000	2017/08/21
63773	Credit Suisse AG	HKEX R Bull CBBC Jun 2018 C	0.2500	208.98 per 100 units	210.98 per 100 units	2018/06/22	50,000,000	2017/08/21
63790	Credit Suisse AG	HKEX R Bear CBBC Feb 2018 D	0.2500	222.88 per 100 units	220.88 per 100 units	2018/02/22	50,000,000	2017/08/21
63782	Credit Suisse AG	HSI R Bull CBBC Mar 2018 Y	0.2500	27,088 per 10,000 units	27,188 per 10,000 units	2018/03/28	200,000,000	2017/08/21
63778	Credit Suisse AG	HSI R Bull CBBC Apr 2018 C	0.2500	26,800 per 12,000 units	26,950 per 12,000 units	2018/04/27	200,000,000	2017/08/21
63780	Credit Suisse AG	HSI R Bull CBBC Apr 2018 R	0.2500	26,900 per 12,000 units	27,050 per 12,000 units	2018/04/27	200,000,000	2017/08/21
63791	Credit Suisse AG	HSI R Bear CBBC Nov 2017 K	0.2500	27,400 per 12,000 units	27,250 per 12,000 units	2017/11/29	200,000,000	2017/08/21
63768	Credit Suisse AG	HSI R Bear CBBC Nov 2017 U	0.2500	27,100 per 12,000 units	26,950 per 12,000 units	2017/11/29	200,000,000	2017/08/21
63772	Credit Suisse AG	HSI R Bear CBBC Dec 2017 K	0.2500	27,300 per 10,000 units	27,100 per 10,000 units	2017/12/28	200,000,000	2017/08/21
63786	Credit Suisse AG	Ping An R Bear CBBC Feb 2018 C	0.2500	59.68 per 100 units	59.08 per 100 units	2018/02/28	100,000,000	2017/08/21

Newly listed callable bull/bear contracts (continued)

Code	Issuer	Name of issue	Issue prices (HK\$)	Strike price (HKD)/Strike level per 10 units	Call price (HKD)/Call level per 10 units	Expiry date	No. of issue (units)	Listing date
63787	Credit Suisse AG	Tencent R Bull CBBC Jun 2018 I	0.2500	319.48 per 100 units	321.98 per 100 units	2018/06/20	50,000,000	2017/08/21
63792	Credit Suisse AG	Tencent R Bear CBBC Apr 2018 I	0.5100	371.38 per 100 units	368.58 per 100 units	2018/04/11	100,000,000	2017/08/21
63730	Goldman Sachs Structured Products (Asia) Ltd.	HSI R Bull CBBC Oct 2018 W	0.2500	27,150 per 10,000 units	27,250 per 10,000 units	2018/10/30	200,000,000	2017/08/21
63738	Goldman Sachs Structured Products (Asia) Ltd.	HSI R Bull CBBC Oct 2018 X	0.2500	26,800 per 10,000 units	26,900 per 10,000 units	2018/10/30	200,000,000	2017/08/21
63643	Goldman Sachs Structured Products (Asia) Ltd.	HSI R Bear CBBC Nov 2017 J	0.2500	27,100 per 10,000 units	27,000 per 10,000 units	2017/11/29	200,000,000	2017/08/21
63644	Goldman Sachs Structured Products (Asia) Ltd.	HSI R Bear CBBC Nov 2017 Z	0.2500	27,350 per 12,000 units	27,200 per 12,000 units	2017/11/29	200,000,000	2017/08/21
63645	Hongkong and Shanghai Banking Corporation Ltd., The	HSI R Bull CBBC Apr 2018 U	0.2500	26,848 per 15,000 units	26,998 per 15,000 units	2018/04/27	100,000,000	2017/08/21
63664	Hongkong and Shanghai Banking Corporation Ltd., The	Ping An R Bull CBBC Mar 2018 F	0.2500	56.18 per 100 units	56.88 per 100 units	2018/03/12	80,000,000	2017/08/21
63729	Hongkong and Shanghai Banking Corporation Ltd., The	Tencent R Bull CBBC Mar 2018 P	0.2500	318.88 per 100 units	320.88 per 100 units	2018/03/26	60,000,000	2017/08/21
63650	Hongkong and Shanghai Banking Corporation Ltd., The	Tencent R Bull CBBC Apr 2018 A	0.2500	314.88 per 100 units	316.88 per 100 units	2018/04/16	60,000,000	2017/08/21
63651	Hongkong and Shanghai Banking Corporation Ltd., The	Tencent R Bull CBBC Apr 2018 H	0.2500	316.88 per 100 units	318.88 per 100 units	2018/04/09	60,000,000	2017/08/21
63767	J.P. Morgan Structured Products B.V.	HSBC R Bull CBBC Feb 2018 B	0.2500	73.38 per 100 units	74.88 per 100 units	2018/02/15	100,000,000	2017/08/21
63758	J.P. Morgan Structured Products B.V.	HSI R Bull CBBC Oct 2018 Y	0.2500	27,150 per 10,000 units	27,250 per 10,000 units	2018/10/30	200,000,000	2017/08/21
63759	J.P. Morgan Structured Products B.V.	HSI R Bull CBBC Nov 2018 N	0.2500	26,958 per 10,000 units	27,058 per 10,000 units	2018/11/29	200,000,000	2017/08/21
63754	J.P. Morgan Structured Products B.V.	HSI R Bear CBBC Nov 2017 A	0.2500	27,400 per 10,000 units	27,200 per 10,000 units	2017/11/29	200,000,000	2017/08/21
63755	J.P. Morgan Structured Products B.V.	HSI R Bear CBBC Nov 2017 B	0.2500	27,948 per 10,000 units	27,848 per 10,000 units	2017/11/29	200,000,000	2017/08/21
63753	J.P. Morgan Structured Products B.V.	HSI R Bear CBBC Nov 2017 E	0.2500	27,048 per 10,000 units	26,948 per 10,000 units	2017/11/29	200,000,000	2017/08/21
63766	J.P. Morgan Structured Products B.V.	Ping An R Bull CBBC Feb 2018 E	0.2500	55.28 per 100 units	55.88 per 100 units	2018/02/15	150,000,000	2017/08/21
63760	J.P. Morgan Structured Products B.V.	Tencent R Bull CBBC Jan 2018 K	0.2500	318.08 per 100 units	320.88 per 100 units	2018/01/19	40,000,000	2017/08/21
63763	J.P. Morgan Structured Products B.V.	Tencent R Bull CBBC Jan 2018 L	0.2500	312.08 per 100 units	314.88 per 100 units	2018/01/19	40,000,000	2017/08/21
63765	J.P. Morgan Structured Products B.V.	Tencent R Bear CBBC Feb 2018 J	0.2500	327.88 per 100 units	325.08 per 100 units	2018/02/15	40,000,000	2017/08/21
63675	Macquarie Bank Ltd.	China Life R Bull CBBC Mar 2018 A	0.2500	22.8800	23.3800	2018/03/29	40,000,000	2017/08/21
63669	Macquarie Bank Ltd.	HKEX R Bull CBBC Jun 2018 G	0.5920	190.50 per 100 units	192.50 per 100 units	2018/06/27	17,000,000	2017/08/21
63665	Macquarie Bank Ltd.	HKEX R Bear CBBC Jun 2018 C	0.5900	227.50 per 100 units	225.50 per 100 units	2018/06/27	17,000,000	2017/08/21
63666	Macquarie Bank Ltd.	HKEX R Bear CBBC Jun 2018 D	0.5720	219.50 per 100 units	217.50 per 100 units	2018/06/27	17,500,000	2017/08/21
63686	Macquarie Bank Ltd.	HSI R Bear CBBC Sep 2018 N	0.2500	28,500 per 10,000 units	28,350 per 10,000 units	2018/09/27	40,000,000	2017/08/21
63688	Macquarie Bank Ltd.	HSI R Bear CBBC Sep 2018 O	0.2500	28,400 per 10,000 units	28,250 per 10,000 units	2018/09/27	40,000,000	2017/08/21
63676	Macquarie Bank Ltd.	Ping An R Bull CBBC Sep 2018 A	0.2500	52.50 per 100 units	54 per 100 units	2018/09/27	40,000,000	2017/08/21
63679	Macquarie Bank Ltd.	Ping An R Bear CBBC Jun 2018 A	0.2500	62.50 per 100 units	61 per 100 units	2018/06/28	40,000,000	2017/08/21
63674	Macquarie Bank Ltd.	Tencent R Bull CBBC Mar 2018 G	0.4010	312.88 per 100 units	314.88 per 100 units	2018/03/29	25,000,000	2017/08/21
63690	SGA Societe Generale Acceptance N.V./SG Issuer	ABC R Bull CBBC Aug 2018 B	0.2500	3.4200	3.5000	2018/08/23	50,000,000	2017/08/21
63695	SGA Societe Generale Acceptance N.V./SG Issuer	BOCL R Bull CBBC Aug 2018 C	0.2500	3.7200	3.8000	2018/08/20	50,000,000	2017/08/21
63701	SGA Societe Generale Acceptance N.V./SG Issuer	CUni R Bear CBBC Mar 2018 A	0.2500	13.2000	13.0000	2018/03/26	40,000,000	2017/08/21
63707	SGA Societe Generale Acceptance N.V./SG Issuer	CKH R Bear CBBC Jun 2018 A	0.2500	113.50 per 100 units	112 per 100 units	2018/06/14	80,000,000	2017/08/21
63795	SGA Societe Generale Acceptance N.V./SG Issuer	CSA50 R Bull CBBC Mar 2018 B	0.2500	13.3400	13.4400	2018/03/15	40,000,000	2017/08/21
63797	SGA Societe Generale Acceptance N.V./SG Issuer	CSA50 R Bear CBBC Apr 2018 A	0.2500	14.7000	14.6000	2018/04/19	40,000,000	2017/08/21
63800	SGA Societe Generale Acceptance N.V./SG Issuer	CSA50 R Bear CBBC May 2018 A	0.2500	14.2000	14.1000	2018/05/16	40,000,000	2017/08/21
63717	SGA Societe Generale Acceptance N.V./SG Issuer	Geely Auto R Bear CBBC Aug 2018 A	0.4900	23.9500	23.5500	2018/08/07	40,000,000	2017/08/21
63711	SGA Societe Generale Acceptance N.V./SG Issuer	Galaxy R Bull CBBC May 2018 A	0.2500	45.30 per 100 units	46.10 per 100 units	2018/05/28	80,000,000	2017/08/21
63719	SGA Societe Generale Acceptance N.V./SG Issuer	HKEX R Bull CBBC Mar 2018 K	0.2500	209 per 100 units	211 per 100 units	2018/03/13	50,000,000	2017/08/21
63807	SGA Societe Generale Acceptance N.V./SG Issuer	HSI R Bull CBBC Jan 2019 K	0.2500	27,058 per 12,000 units	27,158 per 12,000 units	2019/01/30	200,000,000	2017/08/21
63808	SGA Societe Generale Acceptance N.V./SG Issuer	HSI R Bull CBBC Mar 2019 D	0.2500	26,908 per 10,000 units	27,008 per 10,000 units	2019/03/28	200,000,000	2017/08/21
63809	SGA Societe Generale Acceptance N.V./SG Issuer	HSI R Bull CBBC Apr 2019 A	0.2500	27,008 per 10,000 units	27,208 per 10,000 units	2019/04/29	200,000,000	2017/08/21

Newly listed callable bull/bear contracts (continued)

Code	Issuer	Name of issue	Issue prices (HK\$)	Strike price (HKD)/Strike level per 10 units	Call price (HKD)/Call level per 10 units	Expiry date	No. of issue (units)	Listing date
63801	SGA Societe Generale Acceptance N.V./SG Issuer	HSI R Bear CBBC Dec 2017 O	0.2500	27,738 per 12,000 units	27,638 per 12,000 units	2017/12/28	200,000,000	2017/08/21
63794	SGA Societe Generale Acceptance N.V./SG Issuer	HSI R Bear CBBC Jan 2018 N	0.2500	27,388 per 10,000 units	27,288 per 10,000 units	2018/01/30	200,000,000	2017/08/21
63805	SGA Societe Generale Acceptance N.V./SG Issuer	HSI R Bear CBBC Jan 2018 O	0.2500	27,488 per 10,000 units	27,388 per 10,000 units	2018/01/30	200,000,000	2017/08/21
63724	SGA Societe Generale Acceptance N.V./SG Issuer	Tencent R Bull CBBC Feb 2018 T	0.2500	308.20 per 100 units	311 per 100 units	2018/02/23	80,000,000	2017/08/21
63726	SGA Societe Generale Acceptance N.V./SG Issuer	Tencent R Bear CBBC Apr 2018 E	0.2500	335.80 per 100 units	333 per 100 units	2018/04/09	80,000,000	2017/08/21
63751	UBS AG	HKEX R Bear CBBC Dec 2017 A	0.2500	228.38 per 100 units	225.88 per 100 units	2017/12/13	40,000,000	2017/08/21
63746	UBS AG	HSI R Bull CBBC Oct 2018 P	0.2500	27,000 per 12,000 units	27,200 per 12,000 units	2018/10/30	250,000,000	2017/08/21
63747	UBS AG	HSI R Bull CBBC Oct 2018 Q	0.2500	26,800 per 12,000 units	27,000 per 12,000 units	2018/10/30	250,000,000	2017/08/21
63741	UBS AG	HSI R Bear CBBC Dec 2017 N	0.2500	27,300 per 12,000 units	27,100 per 12,000 units	2017/12/28	250,000,000	2017/08/21
63743	UBS AG	HSI R Bear CBBC Dec 2017 O	0.2500	27,450 per 12,000 units	27,250 per 12,000 units	2017/12/28	250,000,000	2017/08/21
63744	UBS AG	HSI R Bear CBBC Dec 2017 P	0.2500	27,700 per 12,000 units	27,500 per 12,000 units	2017/12/28	250,000,000	2017/08/21
63810	UBS AG	HSI R Bear CBBC Dec 2017 Q	0.2500	27,150 per 12,000 units	26,950 per 12,000 units	2017/12/28	250,000,000	2017/08/21
63750	UBS AG	Tencent R Bull CBBC Mar 2018 F	0.2500	315.18 per 100 units	317.68 per 100 units	2018/03/07	50,000,000	2017/08/21
63885	Credit Suisse AG	AIA R Bull CBBC Jun 2018 A	0.2500	59.08 per 100 units	59.68 per 100 units	2018/06/28	100,000,000	2017/08/22
63879	Credit Suisse AG	CCB R Bull CBBC Sep 2018 F	0.2500	6.5100	6.6100	2018/09/20	70,000,000	2017/08/22
63872	Credit Suisse AG	HKEX R Bull CBBC Jun 2018 D	0.2500	206.18 per 100 units	208.18 per 100 units	2018/06/28	100,000,000	2017/08/22
63874	Credit Suisse AG	HKEX R Bear CBBC Mar 2018 J	0.2500	226.68 per 100 units	224.68 per 100 units	2018/03/21	50,000,000	2017/08/22
63889	Credit Suisse AG	HSI R Bull CBBC Mar 2018 T	0.2500	26,898 per 10,000 units	26,998 per 10,000 units	2018/03/28	200,000,000	2017/08/22
63868	Credit Suisse AG	HSI R Bull CBBC Apr 2018 O	0.2500	27,000 per 12,000 units	27,150 per 12,000 units	2018/04/27	200,000,000	2017/08/22
63867	Credit Suisse AG	HSI R Bull CBBC Sep 2018 W	0.2500	27,100 per 10,000 units	27,300 per 10,000 units	2018/09/27	200,000,000	2017/08/22
63864	Credit Suisse AG	HSI R Bear CBBC Nov 2017 V	0.2500	27,500 per 12,000 units	27,350 per 12,000 units	2017/11/29	200,000,000	2017/08/22
63888	Credit Suisse AG	HSI R Bear CBBC Dec 2017 E	0.2500	27,800 per 10,000 units	27,600 per 10,000 units	2017/12/28	200,000,000	2017/08/22
63881	Credit Suisse AG	ICBC R Bull CBBC Sep 2018 C	0.2500	5.5000	5.6000	2018/09/28	70,000,000	2017/08/22
63875	Credit Suisse AG	Tencent R Bull CBBC Jun 2018 J	0.2500	310.88 per 100 units	313.38 per 100 units	2018/06/15	50,000,000	2017/08/22
63886	Credit Suisse AG	Tencent R Bear CBBC Mar 2018 H	0.2500	328.48 per 100 units	325.68 per 100 units	2018/03/22	100,000,000	2017/08/22
63891	Goldman Sachs Structured Products (Asia) Ltd.	HSCEI R Bull CBBC Aug 2018 C	0.2500	10,450 per 10,000 units	10,550 per 10,000 units	2018/08/30	200,000,000	2017/08/22
63893	Goldman Sachs Structured Products (Asia) Ltd.	HSCEI R Bull CBBC Aug 2018 D	0.2500	10,250 per 10,000 units	10,350 per 10,000 units	2018/08/30	200,000,000	2017/08/22
63896	Goldman Sachs Structured Products (Asia) Ltd.	HSCEI R Bear CBBC Nov 2017 A	0.2500	11,220 per 10,000 units	11,120 per 10,000 units	2017/11/29	200,000,000	2017/08/22
63898	Goldman Sachs Structured Products (Asia) Ltd.	HSCEI R Bear CBBC Nov 2017 B	0.2500	11,420 per 10,000 units	11,320 per 10,000 units	2017/11/29	200,000,000	2017/08/22
63890	Goldman Sachs Structured Products (Asia) Ltd.	HSI R Bull CBBC Nov 2018 F	0.2500	27,000 per 10,000 units	27,100 per 10,000 units	2018/11/29	200,000,000	2017/08/22
63832	Hongkong and Shanghai Banking Corporation Ltd., The	AAC Tech R Bull CBBC Jul 2018 B	0.2500	107.88 per 100 units	111.88 per 100 units	2018/07/03	40,000,000	2017/08/22
63830	Hongkong and Shanghai Banking Corporation Ltd., The	BOCL R Bull CBBC Aug 2018 D	0.2500	3.8000	3.8800	2018/08/13	80,000,000	2017/08/22
63834	Hongkong and Shanghai Banking Corporation Ltd., The	China Mobile R Bear CBBC Mar 2018 B	0.2500	90.88 per 100 units	89.68 per 100 units	2018/03/26	50,000,000	2017/08/22
63827	Hongkong and Shanghai Banking Corporation Ltd., The	CC Bank R Bull CBBC Aug 2018 E	0.2500	6.3300	6.4300	2018/08/13	80,000,000	2017/08/22
63829	Hongkong and Shanghai Banking Corporation Ltd., The	ICBC R Bull CBBC Aug 2018 D	0.2500	5.2800	5.3800	2018/08/13	80,000,000	2017/08/22
63820	Hongkong and Shanghai Banking Corporation Ltd., The	Sunny Optical R Bull CBBC Jul 2018 A	0.2500	92.88 per 100 units	96.88 per 100 units	2018/07/23	40,000,000	2017/08/22
63821	Hongkong and Shanghai Banking Corporation Ltd., The	Sunny Optical R Bull CBBC Jul 2018 B	0.2500	99.88 per 100 units	103.88 per 100 units	2018/07/03	40,000,000	2017/08/22
63822	Hongkong and Shanghai Banking Corporation Ltd., The	Tencent R Bull CBBC Mar 2018 Q	0.2500	322.88 per 100 units	324.88 per 100 units	2018/03/26	60,000,000	2017/08/22
63818	Haitong International Securities Co. Ltd.	AAC Tech R Bull CBBC Jul 2018 A	0.2500	99.80 per 100 units	103.80 per 100 units	2018/07/04	40,000,000	2017/08/22
63815	Haitong International Securities Co. Ltd.	AIA R Bull CBBC Jul 2018 A	0.2500	55.20 per 100 units	55.80 per 100 units	2018/07/05	80,000,000	2017/08/22
63817	Haitong International Securities Co. Ltd.	AIA R Bull CBBC Jul 2018 B	0.2500	52.20 per 100 units	52.80 per 100 units	2018/07/04	80,000,000	2017/08/22
63813	Haitong International Securities Co. Ltd.	China Mobile R Bull CBBC Jun 2018 B	0.2500	82.60 per 100 units	83.80 per 100 units	2018/06/22	80,000,000	2017/08/22
63812	Haitong International Securities Co. Ltd.	HKEX R Bull CBBC Jun 2018 E	0.2500	201 per 100 units	203.80 per 100 units	2018/06/25	60,000,000	2017/08/22

Newly listed callable bull/bear contracts (continued)

Code	Issuer	Name of issue	Issue prices (HK\$)	Strike price (HKD)/Strike level per 10 units	Call price (HKD)/Call level per 10 units	Expiry date	No. of issue (units)	Listing date
63811	Haitong International Securities Co. Ltd.	Tencent R Bull CBBC Jun 2018 F	0.2500	314 per 100 units	316.80 per 100 units	2018/06/26	40,000,000	2017/08/22
63934	J.P. Morgan Structured Products B.V.	CC Bank R Bull CBBC Aug 2018 C	0.2500	6.2200	6.3200	2018/08/17	150,000,000	2017/08/22
63926	J.P. Morgan Structured Products B.V.	HSI R Bull CBBC Oct 2018 Z	0.2500	27,258 per 10,000 units	27,358 per 10,000 units	2018/10/30	200,000,000	2017/08/22
63927	J.P. Morgan Structured Products B.V.	HSI R Bull CBBC Nov 2018 O	0.2500	26,900 per 10,000 units	27,100 per 10,000 units	2018/11/29	200,000,000	2017/08/22
63928	J.P. Morgan Structured Products B.V.	HSI R Bull CBBC Dec 2018 F	0.2500	26,700 per 10,000 units	26,900 per 10,000 units	2018/12/28	200,000,000	2017/08/22
63924	J.P. Morgan Structured Products B.V.	HSI R Bear CBBC Nov 2017 C	0.2500	27,351 per 10,000 units	27,251 per 10,000 units	2017/11/29	200,000,000	2017/08/22
63929	J.P. Morgan Structured Products B.V.	HSI R Bear CBBC Nov 2017 D	0.2500	27,648 per 10,000 units	27,548 per 10,000 units	2017/11/29	200,000,000	2017/08/22
63930	J.P. Morgan Structured Products B.V.	ICBC R Bull CBBC Oct 2018 A	0.2500	5.1800	5.2800	2018/10/19	150,000,000	2017/08/22
63899	Macquarie Bank Ltd.	HSI R Bull CBBC Sep 2018 G	0.2500	26,408 per 10,000 units	26,558 per 10,000 units	2018/09/27	40,000,000	2017/08/22
63906	Macquarie Bank Ltd.	HSI R Bull CBBC Sep 2018 H	0.2500	26,308 per 10,000 units	26,458 per 10,000 units	2018/09/27	40,000,000	2017/08/22
63907	Macquarie Bank Ltd.	HSI R Bull CBBC Sep 2018 I	0.2500	26,208 per 10,000 units	26,358 per 10,000 units	2018/09/27	40,000,000	2017/08/22
63908	Macquarie Bank Ltd.	HSI R Bull CBBC Sep 2018 J	0.2500	26,108 per 10,000 units	26,258 per 10,000 units	2018/09/27	40,000,000	2017/08/22
63854	Macquarie Bank Ltd.	ICBC R Bull CBBC Jun 2018 A	0.2540	5.1500	5.2500	2018/06/27	50,000,000	2017/08/22
63855	Macquarie Bank Ltd.	ICBC R Bull CBBC Sep 2018 A	0.3360	4.6500	4.7500	2018/09/26	50,000,000	2017/08/22
63838	SGA Societe Generale Acceptance N.V./SG Issuer	HKEX R Bull CBBC Feb 2018 K	0.2500	208 per 100 units	210 per 100 units	2018/02/22	50,000,000	2017/08/22
63912	SGA Societe Generale Acceptance N.V./SG Issuer	HSI R Bull CBBC Mar 2019 E	0.2500	27,008 per 10,000 units	27,108 per 10,000 units	2019/03/28	200,000,000	2017/08/22
63917	SGA Societe Generale Acceptance N.V./SG Issuer	HSI R Bull CBBC Apr 2019 B	0.2500	26,858 per 12,000 units	26,958 per 12,000 units	2019/04/29	200,000,000	2017/08/22
63911	SGA Societe Generale Acceptance N.V./SG Issuer	HSI R Bear CBBC Dec 2017 Q	0.2500	27,288 per 10,000 units	27,188 per 10,000 units	2017/12/28	200,000,000	2017/08/22
63852	SGA Societe Generale Acceptance N.V./SG Issuer	Tencent R Bull CBBC Aug 2018 A	0.2500	322 per 100 units	324.80 per 100 units	2018/08/30	80,000,000	2017/08/22
63845	SGA Societe Generale Acceptance N.V./SG Issuer	Tencent R Bear CBBC Feb 2018 G	0.2500	332.60 per 100 units	330 per 100 units	2018/02/27	80,000,000	2017/08/22
63860	UBS AG	HSI R Bull CBBC Sep 2018 G	0.2500	27,258 per 10,000 units	27,358 per 10,000 units	2018/09/27	200,000,000	2017/08/22
63862	UBS AG	HSI R Bull CBBC Sep 2018 H	0.2500	26,950 per 12,000 units	27,150 per 12,000 units	2018/09/27	250,000,000	2017/08/22
63863	UBS AG	HSI R Bull CBBC Sep 2018 N	0.2500	26,700 per 12,000 units	26,900 per 12,000 units	2018/09/27	250,000,000	2017/08/22
63857	UBS AG	HSI R Bear CBBC Dec 2017 R	0.2500	27,550 per 12,000 units	27,350 per 12,000 units	2017/12/28	250,000,000	2017/08/22
63993	Credit Suisse AG	ABC R Bull CBBC Oct 2018 A	0.2500	3.4200	3.5000	2018/10/11	50,000,000	2017/08/23
64005	Credit Suisse AG	BOCL R Bull CBBC Oct 2018 A	0.2500	3.8700	3.9500	2018/10/12	70,000,000	2017/08/23
64010	Credit Suisse AG	Geely Auto R Bull CBBC Mar 2018 C	0.2500	18.6800	19.0800	2018/03/08	40,000,000	2017/08/23
63991	Credit Suisse AG	Galaxy Ent R Bull CBBC May 2018 A	0.2500	46.18 per 100 units	46.98 per 100 units	2018/05/17	100,000,000	2017/08/23
64009	Credit Suisse AG	HSI R Bull CBBC Sep 2018 X	0.2500	27,288 per 10,000 units	27,388 per 10,000 units	2018/09/27	150,000,000	2017/08/23
64003	Credit Suisse AG	HSI R Bear CBBC Nov 2017 A	0.2500	28,050 per 12,000 units	27,850 per 12,000 units	2017/11/29	200,000,000	2017/08/23
64008	Credit Suisse AG	HSI R Bear CBBC Dec 2017 D	0.2500	27,650 per 12,000 units	27,450 per 12,000 units	2017/12/28	200,000,000	2017/08/23
64007	Credit Suisse AG	HSI R Bear CBBC Dec 2017 G	0.2500	27,488 per 10,000 units	27,388 per 10,000 units	2017/12/28	150,000,000	2017/08/23
63986	Credit Suisse AG	Ping An R Bear CBBC Mar 2018 D	0.2500	61.30 per 100 units	60.70 per 100 units	2018/03/08	100,000,000	2017/08/23
63995	Credit Suisse AG	Sunny Optical R Bull CBBC Mar 2018 B	0.2500	100.88 per 100 units	104.88 per 100 units	2018/03/06	40,000,000	2017/08/23
63997	Credit Suisse AG	Sunny Optical R Bear CBBC Feb 2018 A	0.2500	115.88 per 100 units	110.88 per 100 units	2018/02/27	40,000,000	2017/08/23
64001	Credit Suisse AG	Sunny Optical R Bear CBBC Feb 2018 B	0.2500	125.88 per 100 units	120.88 per 100 units	2018/02/28	40,000,000	2017/08/23
64002	Credit Suisse AG	Tencent R Bull CBBC Jun 2018 K	0.2500	316.58 per 100 units	319.38 per 100 units	2018/06/15	50,000,000	2017/08/23
64011	Credit Suisse AG	Tencent R Bear CBBC Jun 2018 A	0.7000	388.48 per 100 units	385.68 per 100 units	2018/06/15	50,000,000	2017/08/23
63968	The Bank of East Asia, Ltd.	Geely Auto R Bull CBBC Mar 2018 C	0.2500	18.4800	18.8800	2018/03/09	40,000,000	2017/08/23
63970	The Bank of East Asia, Ltd.	Galaxy Ent R Bull CBBC Aug 2018 A	0.6500	45.2800	46.0800	2018/08/10	16,000,000	2017/08/23
63969	The Bank of East Asia, Ltd.	ICBC R Bull CBBC Mar 2018 A	0.2500	5.3800	5.4800	2018/03/09	60,000,000	2017/08/23
63966	The Bank of East Asia, Ltd.	Ping An R Bull CBBC Aug 2018 A	0.6500	54.0800	54.6800	2018/08/10	16,000,000	2017/08/23
63967	The Bank of East Asia, Ltd.	Ping An R Bull CBBC Aug 2018 B	0.6500	55.2800	55.8800	2018/08/10	16,000,000	2017/08/23

Newly listed callable bull/bear contracts (continued)

Code	Issuer	Name of issue	Issue prices (HK\$)	Strike price (HKD)/Strike level per 10 units	Call price (HKD)/Call level per 10 units	Expiry date	No. of issue (units)	Listing date
64012	Goldman Sachs Structured Products (Asia) Ltd.	HSI R Bull CBBC Nov 2018 G	0.2500	27,150 per 12,000 units	27,300 per 12,000 units	2018/11/29	200,000,000	2017/08/23
64013	Goldman Sachs Structured Products (Asia) Ltd.	HSI R Bear CBBC Nov 2017 C	0.2500	27,900 per 12,000 units	27,750 per 12,000 units	2017/11/29	200,000,000	2017/08/23
63957	Hongkong and Shanghai Banking Corporation Ltd., The	CC Bank R Bull CBBC Aug 2018 F	0.2500	6.5300	6.6300	2018/08/06	80,000,000	2017/08/23
63954	Hongkong and Shanghai Banking Corporation Ltd., The	CSOP A50 ETF R Bull CBBC Apr 2018 B	0.2500	13.2600	13.3600	2018/04/09	50,000,000	2017/08/23
63955	Hongkong and Shanghai Banking Corporation Ltd., The	PetCh R Bear CBBC Mar 2018 B	0.2500	5.3300	5.1800	2018/03/26	40,000,000	2017/08/23
63975	Hongkong and Shanghai Banking Corporation Ltd., The	Tencent R Bull CBBC Mar 2018 W	0.2500	320.88 per 100 units	322.88 per 100 units	2018/03/07	60,000,000	2017/08/23
63953	Hongkong and Shanghai Banking Corporation Ltd., The	Tracker Fund R Bull CBBC Sep 2018 A	0.2500	25.98 per 100 units	26.38 per 100 units	2018/09/17	50,000,000	2017/08/23
63946	Haitong International Securities Co. Ltd.	China Mobile R Bull CBBC Jul 2018 B	0.2500	82.80 per 100 units	83.80 per 100 units	2018/07/06	60,000,000	2017/08/23
63944	Haitong International Securities Co. Ltd.	HKEX R Bull CBBC Jun 2018 F	0.2500	201.80 per 100 units	203.80 per 100 units	2018/06/22	40,000,000	2017/08/23
63941	Haitong International Securities Co. Ltd.	Sunny Optical R Bull CBBC Mar 2018 A	0.2500	94.80 per 100 units	98.80 per 100 units	2018/03/21	40,000,000	2017/08/23
63943	Haitong International Securities Co. Ltd.	Sunny Optical R Bull CBBC Mar 2018 B	0.2500	88.80 per 100 units	92.80 per 100 units	2018/03/27	40,000,000	2017/08/23
63935	Haitong International Securities Co. Ltd.	Tencent R Bull CBBC Jul 2018 D	0.2500	300 per 100 units	302.80 per 100 units	2018/07/03	40,000,000	2017/08/23
63952	Haitong International Securities Co. Ltd.	Tencent R Bull CBBC Jul 2018 E	0.2500	313.80 per 100 units	316.80 per 100 units	2018/07/03	40,000,000	2017/08/23
63936	Haitong International Securities Co. Ltd.	Tencent R Bear CBBC Apr 2018 E	0.2500	331 per 100 units	328 per 100 units	2018/04/25	40,000,000	2017/08/23
64024	J.P. Morgan Structured Products B.V.	HKEX R Bull CBBC Nov 2017 R	0.2500	208.88 per 100 units	210.88 per 100 units	2017/11/24	40,000,000	2017/08/23
64026	J.P. Morgan Structured Products B.V.	HSI R Bull CBBC Oct 2018 A	0.2500	27,000 per 10,000 units	27,200 per 10,000 units	2018/10/30	200,000,000	2017/08/23
64030	J.P. Morgan Structured Products B.V.	HSI R Bull CBBC Nov 2018 P	0.2500	26,858 per 10,000 units	26,958 per 10,000 units	2018/11/29	200,000,000	2017/08/23
64022	J.P. Morgan Structured Products B.V.	HSI R Bear CBBC Nov 2017 F	0.2500	27,500 per 10,000 units	27,300 per 10,000 units	2017/11/29	200,000,000	2017/08/23
64023	J.P. Morgan Structured Products B.V.	Tencent R Bull CBBC Nov 2017 M	0.2500	309.08 per 100 units	311.88 per 100 units	2017/11/24	40,000,000	2017/08/23
63964	Macquarie Bank Ltd.	Tencent R Bull CBBC Apr 2018 A	0.5910	317.88 per 100 units	319.88 per 100 units	2018/04/30	17,000,000	2017/08/23
63958	SGA Societe Generale Acceptance N.V./SG Issuer	BOCL R Bull CBBC Aug 2018 D	0.2500	3.8200	3.9000	2018/08/30	50,000,000	2017/08/23
63959	SGA Societe Generale Acceptance N.V./SG Issuer	CCB R Bull CBBC Aug 2018 E	0.2500	6.5500	6.6500	2018/08/30	100,000,000	2017/08/23
64016	SGA Societe Generale Acceptance N.V./SG Issuer	HSI R Bull CBBC Mar 2019 F	0.2500	26,808 per 10,000 units	26,908 per 10,000 units	2019/03/28	200,000,000	2017/08/23
64018	SGA Societe Generale Acceptance N.V./SG Issuer	HSI R Bull CBBC Mar 2019 G	0.2500	27,308 per 12,000 units	27,408 per 12,000 units	2019/03/28	200,000,000	2017/08/23
64019	SGA Societe Generale Acceptance N.V./SG Issuer	HSI R Bull CBBC Apr 2019 C	0.2500	27,208 per 10,000 units	27,308 per 10,000 units	2019/04/29	200,000,000	2017/08/23
64014	SGA Societe Generale Acceptance N.V./SG Issuer	HSI R Bear CBBC Jan 2018 P	0.2500	27,588 per 12,000 units	27,488 per 12,000 units	2018/01/30	200,000,000	2017/08/23
63960	SGA Societe Generale Acceptance N.V./SG Issuer	ICBC R Bull CBBC Apr 2018 C	0.2500	5.5200	5.6200	2018/04/27	60,000,000	2017/08/23
63961	SGA Societe Generale Acceptance N.V./SG Issuer	Sunny Optical R Bull CBBC Jan 2018 A	0.2500	86 per 100 units	90 per 100 units	2018/01/23	40,000,000	2017/08/23
63962	SGA Societe Generale Acceptance N.V./SG Issuer	Sunny Optical R Bull CBBC Jan 2018 B	0.2500	101 per 100 units	105 per 100 units	2018/01/23	40,000,000	2017/08/23
63976	UBS AG	HSI R Bull CBBC Sep 2018 E	0.2500	26,850 per 12,000 units	27,050 per 12,000 units	2018/09/27	250,000,000	2017/08/23
63977	UBS AG	Tencent R Bull CBBC Jan 2018 H	0.2500	320.38 per 100 units	322.88 per 100 units	2018/01/23	40,000,000	2017/08/23
63984	UBS AG	Tencent R Bull CBBC Feb 2018 J	0.2500	302.50 per 100 units	305 per 100 units	2018/02/21	40,000,000	2017/08/23
63985	UBS AG	Tencent R Bear CBBC Jan 2018 K	0.2500	334.68 per 100 units	331.88 per 100 units	2018/01/12	40,000,000	2017/08/23
64042	BNP Paribas Issuance B.V.	CSOP A50 ETF R Bull CBBC Jan 18F	0.2500	13.3000	13.5000	2018/01/30	60,000,000	2017/08/24
64041	BNP Paribas Issuance B.V.	HSI R Bull CBBC Sep 2018 R	0.2500	27,200 per 10,000 units	27,400 per 10,000 units	2018/09/27	250,000,000	2017/08/24
64037	BNP Paribas Issuance B.V.	HSI R Bear CBBC Mar 2018 Y	0.2500	27,800 per 10,000 units	27,600 per 10,000 units	2018/03/28	250,000,000	2017/08/24
64039	BNP Paribas Issuance B.V.	HSI R Bear CBBC Mar 2018 Z	0.2500	27,700 per 10,000 units	27,500 per 10,000 units	2018/03/28	250,000,000	2017/08/24
64051	BNP Paribas Issuance B.V.	Tencent R Bull CBBC Aug 2018 I	0.2500	328 per 100 units	330 per 100 units	2018/08/30	50,000,000	2017/08/24
64050	BNP Paribas Issuance B.V.	Tencent R Bull CBBC Aug 2018 P	0.2500	323 per 100 units	325 per 100 units	2018/08/30	50,000,000	2017/08/24
64043	BNP Paribas Issuance B.V.	Tencent R Bear CBBC Apr 2018 H	0.2500	337 per 100 units	335 per 100 units	2018/04/27	50,000,000	2017/08/24
64044	BNP Paribas Issuance B.V.	Tencent R Bear CBBC Apr 2018 K	0.2500	342 per 100 units	340 per 100 units	2018/04/27	50,000,000	2017/08/24
64045	BNP Paribas Issuance B.V.	Tencent R Bear CBBC Apr 2018 L	0.4000	362 per 100 units	360 per 100 units	2018/04/27	50,000,000	2017/08/24
64096	Credit Suisse AG	AIA R Bull CBBC Apr 2018 A	0.2500	49.28 per 100 units	49.88 per 100 units	2018/04/20	70,000,000	2017/08/24

Newly listed callable bull/bear contracts (continued)

Code	Issuer	Name of issue	Issue prices (HK\$)	Strike price (HKD)/Strike level per 10 units	Call price (HKD)/Call level per 10 units	Expiry date	No. of issue (units)	Listing date
64095	Credit Suisse AG	CCB R Bear CBBC Feb 2018 F	0.2500	7.2700	7.1700	2018/02/22	100,000,000	2017/08/24
64103	Credit Suisse AG	China Life R Bull CBBC Feb 2018 A	0.2500	22.9800	23.3800	2018/02/22	40,000,000	2017/08/24
64100	Credit Suisse AG	China Life R Bear CBBC Jan 2018 B	0.2500	25.3800	24.8800	2018/01/19	40,000,000	2017/08/24
64098	Credit Suisse AG	HKEX R Bull CBBC Jun 2018 E	0.2500	196.38 per 100 units	198.38 per 100 units	2018/06/26	70,000,000	2017/08/24
64108	Credit Suisse AG	HSCFI R Bear CBBC Nov 2017 C	0.2500	11,058 per 10,000 units	10,958 per 10,000 units	2017/11/29	150,000,000	2017/08/24
64086	Credit Suisse AG	HSI R Bull CBBC Aug 2018 F	0.2500	27,150 per 12,000 units	27,350 per 12,000 units	2018/08/30	200,000,000	2017/08/24
64085	Credit Suisse AG	HSI R Bear CBBC Dec 2017 N	0.2500	27,700 per 10,000 units	27,500 per 10,000 units	2017/12/28	200,000,000	2017/08/24
64109	Credit Suisse AG	HSI R Bear CBBC Dec 2017 X	0.2500	27,445 per 10,000 units	27,345 per 10,000 units	2017/12/28	150,000,000	2017/08/24
64101	Credit Suisse AG	Ping An R Bull CBBC Jun 2018 A	0.2500	58.73 per 100 units	59.33 per 100 units	2018/06/29	100,000,000	2017/08/24
64110	Credit Suisse AG	Ping An R Bear CBBC Mar 2018 E	0.6500	65.2800	64.0800	2018/03/08	70,000,000	2017/08/24
64087	Credit Suisse AG	Tencent R Bull CBBC Apr 2018 G	0.2500	331.78 per 100 units	334.58 per 100 units	2018/04/13	50,000,000	2017/08/24
64091	Credit Suisse AG	Tencent R Bear CBBC Jun 2018 B	0.7100	403.08 per 100 units	399.88 per 100 units	2018/06/29	100,000,000	2017/08/24
64088	Credit Suisse AG	Tencent R Bear CBBC Jul 2018 A	0.2500	342.68 per 100 units	339.88 per 100 units	2018/07/27	100,000,000	2017/08/24
64089	Credit Suisse AG	Tencent R Bear CBBC Aug 2018 A	0.6000	391.98 per 100 units	389.18 per 100 units	2018/08/31	100,000,000	2017/08/24
64090	Credit Suisse AG	Tencent R Bear CBBC Sep 2018 A	0.6600	398.18 per 100 units	395.38 per 100 units	2018/09/07	100,000,000	2017/08/24
64058	The Bank of East Asia, Ltd.	Tencent R Bull CBBC Jun 2018 T	0.2500	327.28 per 100 units	330.28 per 100 units	2018/06/20	40,000,000	2017/08/24
64059	The Bank of East Asia, Ltd.	Tencent R Bull CBBC Jun 2018 U	0.2500	318.28 per 100 units	321.28 per 100 units	2018/06/20	40,000,000	2017/08/24
64061	The Bank of East Asia, Ltd.	Tencent R Bull CBBC Jun 2018 V	0.2500	331.28 per 100 units	334.28 per 100 units	2018/06/20	40,000,000	2017/08/24
64060	The Bank of East Asia, Ltd.	Tencent R Bear CBBC Jun 2018 E	0.2500	351.88 per 100 units	348.88 per 100 units	2018/06/20	40,000,000	2017/08/24
64034	Goldman Sachs Structured Products (Asia) Ltd.	HSI R Bull CBBC Oct 2018 Y	0.2500	27,300 per 10,000 units	27,400 per 10,000 units	2018/10/30	200,000,000	2017/08/24
64069	Goldman Sachs Structured Products (Asia) Ltd.	HSI R Bear CBBC Nov 2017 B	0.2500	27,650 per 10,000 units	27,550 per 10,000 units	2017/11/29	200,000,000	2017/08/24
64068	Goldman Sachs Structured Products (Asia) Ltd.	HSI R Bear CBBC Nov 2017 D	0.2500	27,445 per 10,000 units	27,345 per 10,000 units	2017/11/29	200,000,000	2017/08/24
64070	J.P. Morgan Structured Products B.V.	HSI R Bear CBBC Nov 2017 G	0.2500	27,548 per 10,000 units	27,448 per 10,000 units	2017/11/29	200,000,000	2017/08/24
64072	J.P. Morgan Structured Products B.V.	Ping An R Bull CBBC Jan 2018 C	0.2500	57.28 per 100 units	57.88 per 100 units	2018/01/19	100,000,000	2017/08/24
64078	J.P. Morgan Structured Products B.V.	Sunny Optical R Bull CBBC Jan 2018 B	0.2500	101.88 per 100 units	105.88 per 100 units	2018/01/19	60,000,000	2017/08/24
64074	J.P. Morgan Structured Products B.V.	Sunny Optical R Bull CBBC Mar 2018 A	0.2500	95.88 per 100 units	99.88 per 100 units	2018/03/16	60,000,000	2017/08/24
64081	J.P. Morgan Structured Products B.V.	Tencent R Bull CBBC Jan 2018 M	0.2500	326.08 per 100 units	328.88 per 100 units	2018/01/19	40,000,000	2017/08/24
64084	J.P. Morgan Structured Products B.V.	Tencent R Bull CBBC Feb 2018 F	0.2500	320.08 per 100 units	322.88 per 100 units	2018/02/15	40,000,000	2017/08/24
64079	J.P. Morgan Structured Products B.V.	Tencent R Bear CBBC Jan 2018 E	0.2500	332.88 per 100 units	330.08 per 100 units	2018/01/19	40,000,000	2017/08/24
64080	J.P. Morgan Structured Products B.V.	Tencent R Bear CBBC Feb 2018 K	0.2500	340.88 per 100 units	338.08 per 100 units	2018/02/15	40,000,000	2017/08/24
64053	Macquarie Bank Ltd.	Tencent R Bull CBBC Apr 2018 B	0.6550	322.88 per 100 units	324.88 per 100 units	2018/04/30	16,000,000	2017/08/24
64054	Macquarie Bank Ltd.	Tencent R Bull CBBC Apr 2018 C	0.6260	327.88 per 100 units	329.88 per 100 units	2018/04/30	16,000,000	2017/08/24
64056	Macquarie Bank Ltd.	Tencent R Bear CBBC Apr 2018 A	0.6260	337.88 per 100 units	335.18 per 100 units	2018/04/30	16,000,000	2017/08/24
64057	Macquarie Bank Ltd.	Tencent R Bear CBBC Apr 2018 B	0.6690	342.88 per 100 units	340.18 per 100 units	2018/04/30	15,000,000	2017/08/24
64067	SGA Societe Generale Acceptance N.V./SG Issuer	HSI R Bull CBBC Jul 2019 A	0.2500	27,158 per 10,000 units	27,258 per 10,000 units	2019/07/30	200,000,000	2017/08/24
64063	SGA Societe Generale Acceptance N.V./SG Issuer	HSI R Bear CBBC Dec 2017 I	0.2500	27,538 per 10,000 units	27,438 per 10,000 units	2017/12/28	200,000,000	2017/08/24
64046	SGA Societe Generale Acceptance N.V./SG Issuer	Tencent R Bull CBBC Jun 2018 E	0.2500	328.20 per 100 units	331 per 100 units	2018/06/28	80,000,000	2017/08/24
64048	SGA Societe Generale Acceptance N.V./SG Issuer	Tencent R Bull CBBC Jul 2018 D	0.2500	325.20 per 100 units	328 per 100 units	2018/07/30	80,000,000	2017/08/24
64049	SGA Societe Generale Acceptance N.V./SG Issuer	Tencent R Bull CBBC Aug 2018 B	0.2500	331.20 per 100 units	334 per 100 units	2018/08/30	80,000,000	2017/08/24
64031	SGA Societe Generale Acceptance N.V./SG Issuer	Tencent R Bear CBBC Feb 2018 H	0.2500	338.80 per 100 units	336 per 100 units	2018/02/27	80,000,000	2017/08/24
64033	SGA Societe Generale Acceptance N.V./SG Issuer	Tencent R Bear CBBC May 2018 B	0.2500	329.80 per 100 units	327 per 100 units	2018/05/30	80,000,000	2017/08/24
64118	UBS AG	HSI R Bear CBBC Nov 2017 F	0.2500	27,510 per 10,000 units	27,410 per 10,000 units	2017/11/29	200,000,000	2017/08/24
64119	UBS AG	Tencent R Bull CBBC Jan 2018 I	0.2500	331.88 per 100 units	334.38 per 100 units	2018/01/16	40,000,000	2017/08/24

Newly listed callable bull/bear contracts (continued)

Code	Issuer	Name of issue	Issue prices (HK\$)	Strike price (HKD)/Strike level per 10 units	Call price (HKD)/Call level per 10 units	Expiry date	No. of issue (units)	Listing date
64120	UBS AG	Tencent R Bull CBBC Mar 2018 G	0.2500	326.08 per 100 units	328.88 per 100 units	2018/03/16	40,000,000	2017/08/24
64121	UBS AG	Tencent R Bear CBBC Feb 2018 E	0.3850	373 per 100 units	370 per 100 units	2018/02/13	40,000,000	2017/08/24
64154	BNP Paribas Issuance B.V.	HKEX R Bull CBBC Aug 2018 J	0.2500	206 per 100 units	208 per 100 units	2018/08/30	50,000,000	2017/08/25
64142	BNP Paribas Issuance B.V.	HSI R Bull CBBC Sep 2018 S	0.2500	26,900 per 10,000 units	27,100 per 10,000 units	2018/09/27	250,000,000	2017/08/25
64143	BNP Paribas Issuance B.V.	HSI R Bull CBBC Sep 2018 T	0.2500	26,800 per 10,000 units	27,000 per 10,000 units	2018/09/27	250,000,000	2017/08/25
64144	BNP Paribas Issuance B.V.	HSI R Bull CBBC Sep 2018 Y	0.2500	27,100 per 10,000 units	27,300 per 10,000 units	2018/09/27	250,000,000	2017/08/25
64145	BNP Paribas Issuance B.V.	HSI R Bull CBBC Sep 2018 Z	0.2500	27,000 per 10,000 units	27,200 per 10,000 units	2018/09/27	250,000,000	2017/08/25
64141	BNP Paribas Issuance B.V.	HSI R Bear CBBC Mar 2018 B	0.2500	27,600 per 10,000 units	27,400 per 10,000 units	2018/03/28	250,000,000	2017/08/25
64155	BNP Paribas Issuance B.V.	HSI R Bear CBBC Mar 2018 C	0.2500	27,400 per 10,000 units	27,200 per 10,000 units	2018/03/28	250,000,000	2017/08/25
64151	BNP Paribas Issuance B.V.	Ping An R Bull CBBC Aug 2018 G	0.2500	56.90 per 100 units	57.50 per 100 units	2018/08/30	200,000,000	2017/08/25
64221	Credit Suisse AG	AIA R Bull CBBC Feb 2018 D	0.2500	56.28 per 100 units	56.88 per 100 units	2018/02/09	70,000,000	2017/08/25
64225	Credit Suisse AG	China Life R Bull CBBC Mar 2018 A	0.2500	22.2800	22.6800	2018/03/12	40,000,000	2017/08/25
64230	Credit Suisse AG	CSOP A50 ETF R Bull CBBC Mar 2018 C	0.2500	12.6800	12.7800	2018/03/28	50,000,000	2017/08/25
64231	Credit Suisse AG	CSOP A50 ETF R Bull CBBC Mar 2018 D	0.2500	13.3800	13.4800	2018/03/15	50,000,000	2017/08/25
64216	Credit Suisse AG	HKEX R Bull CBBC Oct 2018 A	0.2500	185.58 per 100 units	187.58 per 100 units	2018/10/31	50,000,000	2017/08/25
64211	Credit Suisse AG	HSBC R Bull CBBC Jul 2018 A	0.2500	71.08 per 100 units	72.08 per 100 units	2018/07/06	50,000,000	2017/08/25
64201	Credit Suisse AG	HSI R Bull CBBC May 2018 D	0.2500	27,100 per 12,000 units	27,250 per 12,000 units	2018/05/30	150,000,000	2017/08/25
64207	Credit Suisse AG	HSI R Bull CBBC Oct 2018 A	0.2500	26,900 per 10,000 units	27,100 per 10,000 units	2018/10/30	200,000,000	2017/08/25
64234	Credit Suisse AG	HSI R Bull CBBC Oct 2018 B	0.2500	25,188 per 10,000 units	25,538 per 10,000 units	2018/10/30	1,000,000,000	2017/08/25
64210	Credit Suisse AG	HSI R Bear CBBC Nov 2017 Q	0.2500	27,400 per 10,000 units	27,200 per 10,000 units	2017/11/29	200,000,000	2017/08/25
64220	Credit Suisse AG	HSI R Bear CBBC Jan 2018 L	0.2500	27,198 per 12,000 units	27,048 per 12,000 units	2018/01/30	150,000,000	2017/08/25
64235	Credit Suisse AG	Ping An R Bear CBBC Mar 2018 F	0.2500	62.38 per 100 units	61.68 per 100 units	2018/03/09	100,000,000	2017/08/25
64209	Credit Suisse AG	Tencent R Bull CBBC Jun 2018 L	0.2500	326.58 per 100 units	329.38 per 100 units	2018/06/29	50,000,000	2017/08/25
64217	Credit Suisse AG	Tencent R Bear CBBC Feb 2018 L	0.2500	337.68 per 100 units	334.88 per 100 units	2018/02/22	50,000,000	2017/08/25
64168	The Bank of East Asia, Ltd.	Ping An R Bull CBBC Jun 2018 F	0.6500	58.0800	58.8800	2018/06/19	16,000,000	2017/08/25
64164	The Bank of East Asia, Ltd.	Tencent R Bull CBBC Jun 2018 W	0.2500	323.08 per 100 units	326.08 per 100 units	2018/06/19	40,000,000	2017/08/25
64165	The Bank of East Asia, Ltd.	Tencent R Bear CBBC Jun 2018 F	0.3500	361.88 per 100 units	358.88 per 100 units	2018/06/19	30,000,000	2017/08/25
64149	Goldman Sachs Structured Products (Asia) Ltd.	HSI R Bull CBBC Oct 2018 A	0.2530	26,900 per 10,000 units	27,000 per 10,000 units	2018/10/30	200,000,000	2017/08/25
64150	Goldman Sachs Structured Products (Asia) Ltd.	HSI R Bull CBBC Oct 2018 Q	0.2550	27,050 per 12,000 units	27,200 per 12,000 units	2018/10/30	200,000,000	2017/08/25
64147	Goldman Sachs Structured Products (Asia) Ltd.	HSI R Bull CBBC Oct 2018 Z	0.2520	27,244 per 10,000 units	27,344 per 10,000 units	2018/10/30	200,000,000	2017/08/25
64191	Goldman Sachs Structured Products (Asia) Ltd.	HSI R Bear CBBC Nov 2017 E	0.2500	27,148 per 10,000 units	27,048 per 10,000 units	2017/11/29	200,000,000	2017/08/25
64192	Goldman Sachs Structured Products (Asia) Ltd.	HSI R Bear CBBC Nov 2017 H	0.2500	27,400 per 10,000 units	27,300 per 10,000 units	2017/11/29	200,000,000	2017/08/25
64161	Haitong International Securities Co. Ltd.	Tencent R Bear CBBC Apr 2018 F	0.2500	341 per 100 units	338 per 100 units	2018/04/26	40,000,000	2017/08/25
64162	Haitong International Securities Co. Ltd.	Tencent R Bear CBBC Apr 2018 G	0.2500	351 per 100 units	348 per 100 units	2018/04/27	40,000,000	2017/08/25
64237	J.P. Morgan Structured Products B.V.	HSI R Bull CBBC Oct 2018 B	0.2500	27,100 per 10,000 units	27,300 per 10,000 units	2018/10/30	200,000,000	2017/08/25
64238	J.P. Morgan Structured Products B.V.	HSI R Bull CBBC Nov 2018 Q	0.2500	26,800 per 10,000 units	27,000 per 10,000 units	2018/11/29	200,000,000	2017/08/25
64244	J.P. Morgan Structured Products B.V.	HSI R Bear CBBC Nov 2017 H	0.2500	27,148 per 10,000 units	27,048 per 10,000 units	2017/11/29	200,000,000	2017/08/25
64246	J.P. Morgan Structured Products B.V.	HSI R Bear CBBC Jan 2018 B	0.2500	27,448 per 10,000 units	27,348 per 10,000 units	2018/01/30	200,000,000	2017/08/25
64240	J.P. Morgan Structured Products B.V.	Ping An R Bull CBBC Feb 2018 F	0.2500	59.28 per 100 units	59.88 per 100 units	2018/02/15	150,000,000	2017/08/25
64242	J.P. Morgan Structured Products B.V.	Tencent R Bull CBBC Dec 2017 F	0.2500	323 per 100 units	325.78 per 100 units	2017/12/15	60,000,000	2017/08/25
64241	J.P. Morgan Structured Products B.V.	Tencent R Bear CBBC Mar 2018 I	0.2500	336.88 per 100 units	334.08 per 100 units	2018/03/16	40,000,000	2017/08/25
64196	Macquarie Bank Ltd.	Tencent R Bear CBBC Apr 2018 C	0.6270	332.88 per 100 units	330.18 per 100 units	2018/04/30	16,000,000	2017/08/25
64130	SGA Societe Generale Acceptance N.V./SG Issuer	China Life R Bull CBBC Jul 2018 A	0.2500	22.6800	23.0800	2018/07/30	40,000,000	2017/08/25

Newly listed callable bull/bear contracts (continued)

Code	Issuer	Name of issue	Issue prices (HK\$)	Strike price (HKD)/Strike level per 10 units	Call price (HKD)/Call level per 10 units	Expiry date	No. of issue (units)	Listing date
64133	SGA Societe Generale Acceptance N.V./SG Issuer	HKEX R Bull CBBC May 2018 B	0.2500	207 per 100 units	209 per 100 units	2018/05/30	50,000,000	2017/08/25
64156	SGA Societe Generale Acceptance N.V./SG Issuer	HKEX R Bear CBBC May 2018 C	0.2500	217 per 100 units	215 per 100 units	2018/05/30	50,000,000	2017/08/25
64136	SGA Societe Generale Acceptance N.V./SG Issuer	HSBC R Bull CBBC Sep 2018 H	0.2500	73.05 per 100 units	74.05 per 100 units	2018/09/27	100,000,000	2017/08/25
64135	SGA Societe Generale Acceptance N.V./SG Issuer	HSBC R Bear CBBC Feb 2018 A	0.2500	79.80 per 100 units	78.80 per 100 units	2018/02/27	100,000,000	2017/08/25
64253	SGA Societe Generale Acceptance N.V./SG Issuer	HSI R Bull CBBC Apr 2019 D	0.2500	26,908 per 12,000 units	27,008 per 12,000 units	2019/04/29	200,000,000	2017/08/25
64247	SGA Societe Generale Acceptance N.V./SG Issuer	HSI R Bear CBBC Nov 2017 R	0.2500	27,188 per 10,000 units	27,088 per 10,000 units	2017/11/29	200,000,000	2017/08/25
64249	SGA Societe Generale Acceptance N.V./SG Issuer	HSI R Bear CBBC Dec 2017 R	0.2500	27,638 per 12,000 units	27,538 per 12,000 units	2017/12/28	200,000,000	2017/08/25
64252	SGA Societe Generale Acceptance N.V./SG Issuer	HSI R Bear CBBC Jan 2018 Q	0.2500	27,238 per 12,000 units	27,138 per 12,000 units	2018/01/30	200,000,000	2017/08/25
64138	SGA Societe Generale Acceptance N.V./SG Issuer	ICBC R Bull CBBC Sep 2018 A	0.2500	5.3900	5.4900	2018/09/27	60,000,000	2017/08/25
64160	SGA Societe Generale Acceptance N.V./SG Issuer	Ping An R Bull CBBC May 2018 D	0.2500	58.90 per 100 units	59.50 per 100 units	2018/05/30	100,000,000	2017/08/25
64159	SGA Societe Generale Acceptance N.V./SG Issuer	Ping An R Bear CBBC Mar 2018 A	0.2500	61.40 per 100 units	60.80 per 100 units	2018/03/28	100,000,000	2017/08/25
64139	SGA Societe Generale Acceptance N.V./SG Issuer	Tencent R Bull CBBC Jul 2018 E	0.2500	326.20 per 100 units	329 per 100 units	2018/07/30	80,000,000	2017/08/25
64140	SGA Societe Generale Acceptance N.V./SG Issuer	Tencent R Bull CBBC Aug 2018 C	0.2500	323.20 per 100 units	326 per 100 units	2018/08/30	80,000,000	2017/08/25
64199	UBS AG	HSI R Bull CBBC Oct 2018 R	0.2500	27,000 per 10,000 units	27,100 per 10,000 units	2018/10/30	200,000,000	2017/08/25
64171	UBS AG	HSI R Bear CBBC Nov 2017 N	0.2500	27,350 per 12,000 units	27,150 per 12,000 units	2017/11/29	250,000,000	2017/08/25
64175	UBS AG	HSI R Bear CBBC Nov 2017 O	0.2500	27,400 per 10,000 units	27,300 per 10,000 units	2017/11/29	200,000,000	2017/08/25
64176	UBS AG	HSI R Bear CBBC Nov 2017 U	0.2500	27,650 per 10,000 units	27,550 per 10,000 units	2017/11/29	200,000,000	2017/08/25
64187	UBS AG	HSI R Bear CBBC Nov 2017 X	0.2500	27,148 per 10,000 units	27,048 per 10,000 units	2017/11/29	200,000,000	2017/08/25
64178	UBS AG	Ping An R Bull CBBC Jan 2018 C	0.2500	58.28 per 100 units	58.88 per 100 units	2018/01/22	80,000,000	2017/08/25
64186	UBS AG	Ping An R Bull CBBC Jan 2018 D	0.2500	54.78 per 100 units	55.38 per 100 units	2018/01/29	80,000,000	2017/08/25
64177	UBS AG	Tencent R Bull CBBC Mar 2018 H	0.2500	311.08 per 100 units	313.88 per 100 units	2018/03/08	40,000,000	2017/08/25
64293	Credit Suisse AG	CUni R Bull CBBC Feb 2018 C	0.2500	12.2800	12.4800	2018/02/23	50,000,000	2017/08/28
64295	Credit Suisse AG	CUni R Bull CBBC Feb 2018 D	0.2500	11.2800	11.4800	2018/02/22	50,000,000	2017/08/28
64276	Credit Suisse AG	CCB R Bull CBBC Sep 2018 G	0.2500	6.3800	6.4800	2018/09/19	70,000,000	2017/08/28
64296	Credit Suisse AG	CNOOC R Bull CBBC Oct 2018 A	0.2500	8.7900	8.9900	2018/10/26	50,000,000	2017/08/28
64291	Credit Suisse AG	Sinopec Corp R Bull CBBC Mar 2018 A	0.2500	5.5000	5.6500	2018/03/02	70,000,000	2017/08/28
64274	Credit Suisse AG	HKEX R Bull CBBC Jun 2018 F	0.2500	201.08 per 100 units	203.08 per 100 units	2018/06/21	100,000,000	2017/08/28
64271	Credit Suisse AG	HSI R Bull CBBC Mar 2018 R	0.2500	27,089 per 10,000 units	27,189 per 10,000 units	2018/03/28	200,000,000	2017/08/28
64292	Credit Suisse AG	HSI R Bull CBBC Sep 2018 C	0.2500	26,838 per 10,000 units	27,038 per 10,000 units	2018/09/27	200,000,000	2017/08/28
64269	Credit Suisse AG	HSI R Bear CBBC Dec 2017 Z	0.2500	27,300 per 10,000 units	27,100 per 10,000 units	2017/12/28	200,000,000	2017/08/28
64279	Credit Suisse AG	ICBC R Bull CBBC Sep 2018 D	0.2500	5.3800	5.4800	2018/09/21	70,000,000	2017/08/28
64283	Credit Suisse AG	Ping An R Bull CBBC Oct 2018 B	0.2500	60.08 per 100 units	60.68 per 100 units	2018/10/19	100,000,000	2017/08/28
64284	Credit Suisse AG	Ping An R Bear CBBC Apr 2018 E	0.8000	67.5800	66.0800	2018/04/19	60,000,000	2017/08/28
64275	Credit Suisse AG	Tencent R Bull CBBC Jun 2018 M	0.2500	323.78 per 100 units	326.28 per 100 units	2018/06/29	50,000,000	2017/08/28
64298	Goldman Sachs Structured Products (Asia) Ltd.	HSI R Bull CBBC Dec 2018 A	0.2500	27,050 per 10,000 units	27,150 per 10,000 units	2018/12/28	200,000,000	2017/08/28
64254	Goldman Sachs Structured Products (Asia) Ltd.	HSI R Bear CBBC Mar 2018 A	0.2500	27,300 per 10,000 units	27,200 per 10,000 units	2018/03/28	200,000,000	2017/08/28
64316	J.P. Morgan Structured Products B.V.	HSI R Bull CBBC Dec 2018 G	0.2500	27,058 per 10,000 units	27,158 per 10,000 units	2018/12/28	200,000,000	2017/08/28
64313	J.P. Morgan Structured Products B.V.	HSI R Bear CBBC Nov 2017 I	0.2500	27,300 per 10,000 units	27,100 per 10,000 units	2017/11/29	200,000,000	2017/08/28
64315	J.P. Morgan Structured Products B.V.	HSI R Bear CBBC Nov 2017 J	0.2500	27,700 per 10,000 units	27,500 per 10,000 units	2017/11/29	200,000,000	2017/08/28
64256	SGA Societe Generale Acceptance N.V./SG Issuer	CUni R Bull CBBC Feb 2018 A	0.2500	12.0000	12.2000	2018/02/07	40,000,000	2017/08/28
64263	SGA Societe Generale Acceptance N.V./SG Issuer	CUni R Bull CBBC Mar 2018 C	0.2500	11.4000	11.6000	2018/03/08	40,000,000	2017/08/28
64265	SGA Societe Generale Acceptance N.V./SG Issuer	CNOOC R Bull CBBC Feb 2018 A	0.2500	8.7500	8.9500	2018/02/07	40,000,000	2017/08/28
64267	SGA Societe Generale Acceptance N.V./SG Issuer	CNOOC R Bull CBBC Mar 2018 B	0.2500	8.4000	8.6000	2018/03/08	40,000,000	2017/08/28

Newly listed callable bull/bear contracts (continued)

Code	Issuer	Name of issue	Issue prices (HK\$)	Strike price (HKD)/Strike level per 10 units	Call price (HKD)/Call level per 10 units	Expiry date	No. of issue (units)	Listing date
64312	SGA Societe Generale Acceptance N.V./SG Issuer	HSI R Bull CBBC Dec 2018 H	0.2500	27,008 per 12,000 units	27,108 per 12,000 units	2018/12/28	200,000,000	2017/08/28
64307	SGA Societe Generale Acceptance N.V./SG Issuer	HSI R Bull CBBC Dec 2018 L	0.2500	26,958 per 12,000 units	27,058 per 12,000 units	2018/12/28	200,000,000	2017/08/28
64303	SGA Societe Generale Acceptance N.V./SG Issuer	HSI R Bear CBBC Nov 2017 S	0.2500	27,288 per 12,000 units	27,188 per 12,000 units	2017/11/29	200,000,000	2017/08/28
64306	SGA Societe Generale Acceptance N.V./SG Issuer	HSI R Bear CBBC Dec 2017 T	0.2500	27,438 per 10,000 units	27,238 per 10,000 units	2017/12/28	200,000,000	2017/08/28
64268	UBS AG	HSI R Bear CBBC Dec 2017 S	0.2500	27,300 per 12,000 units	27,100 per 12,000 units	2017/12/28	250,000,000	2017/08/28
64326	BNP Paribas Issuance B.V.	HSCEI R Bull CBBC Aug 2018 T	0.2500	10,500 per 10,000 units	10,600 per 10,000 units	2018/08/30	100,000,000	2017/08/29
64320	BNP Paribas Issuance B.V.	Ping An R Bull CBBC Aug 2018 H	0.2500	59.40 per 100 units	60 per 100 units	2018/08/30	200,000,000	2017/08/29
64374	Credit Suisse AG	AIA R Bull CBBC Jun 2018 B	0.2500	58.08 per 100 units	58.68 per 100 units	2018/06/22	100,000,000	2017/08/29
64371	Credit Suisse AG	CNOOC R Bull CBBC Oct 2018 B	0.2500	8.4800	8.6800	2018/10/19	50,000,000	2017/08/29
64373	Credit Suisse AG	CNOOC R Bear CBBC Mar 2018 A	0.2500	9.7800	9.5800	2018/03/02	100,000,000	2017/08/29
64370	Credit Suisse AG	HSBC R Bull CBBC Jul 2018 B	0.2500	73.58 per 100 units	74.58 per 100 units	2018/07/13	50,000,000	2017/08/29
64367	Credit Suisse AG	HSI R Bull CBBC May 2018 E	0.2500	27,287 per 12,000 units	27,437 per 12,000 units	2018/05/30	200,000,000	2017/08/29
64364	Credit Suisse AG	HSI R Bear CBBC Nov 2017 E	0.2500	27,305 per 12,000 units	27,155 per 12,000 units	2017/11/29	200,000,000	2017/08/29
64377	Credit Suisse AG	HSI R Bear CBBC Nov 2017 U	0.2500	27,900 per 12,000 units	27,750 per 12,000 units	2017/11/29	200,000,000	2017/08/29
64366	Credit Suisse AG	HSI R Bear CBBC Dec 2017 K	0.2500	27,500 per 10,000 units	27,300 per 10,000 units	2017/12/28	200,000,000	2017/08/29
64368	Credit Suisse AG	HSI R Bear CBBC Jan 2018 M	0.2500	27,978 per 10,000 units	27,878 per 10,000 units	2018/01/30	200,000,000	2017/08/29
64369	Credit Suisse AG	HSI R Bear CBBC Jan 2018 N	0.2500	28,278 per 10,000 units	28,178 per 10,000 units	2018/01/30	200,000,000	2017/08/29
64376	Credit Suisse AG	HSI R Bear CBBC Jan 2018 O	0.2500	27,588 per 12,000 units	27,438 per 12,000 units	2018/01/30	200,000,000	2017/08/29
64378	Credit Suisse AG	Ping An R Bull CBBC Oct 2018 C	0.2500	62.58 per 100 units	63.18 per 100 units	2018/10/19	100,000,000	2017/08/29
64375	Credit Suisse AG	Ping An R Bear CBBC Apr 2018 F	1.1000	72.4800	70.9800	2018/04/11	100,000,000	2017/08/29
64385	The Bank of East Asia, Ltd.	AAC Tech R Bull CBBC Jun 2018 B	0.2500	108.88 per 100 units	112.88 per 100 units	2018/06/22	40,000,000	2017/08/29
64382	The Bank of East Asia, Ltd.	Galaxy Ent R Bull CBBC Jun 2018 C	0.6500	44.4800	45.2800	2018/06/22	16,000,000	2017/08/29
64386	The Bank of East Asia, Ltd.	Ping An R Bull CBBC Jun 2018 G	0.6500	59.4800	60.2800	2018/06/22	16,000,000	2017/08/29
64387	The Bank of East Asia, Ltd.	Ping An R Bull CBBC Jun 2018 H	0.6500	61.0800	61.8800	2018/06/22	16,000,000	2017/08/29
64363	Goldman Sachs Structured Products (Asia) Ltd.	HSI R Bull CBBC Nov 2018 H	0.2500	27,150 per 12,000 units	27,250 per 12,000 units	2018/11/29	200,000,000	2017/08/29
64318	Goldman Sachs Structured Products (Asia) Ltd.	HSI R Bear CBBC Mar 2018 B	0.2500	27,550 per 12,000 units	27,400 per 12,000 units	2018/03/28	200,000,000	2017/08/29
64319	Goldman Sachs Structured Products (Asia) Ltd.	HSI R Bear CBBC Mar 2018 C	0.2500	27,305 per 12,000 units	27,155 per 12,000 units	2018/03/28	200,000,000	2017/08/29
64348	Haitong International Securities Co. Ltd.	AAC Tech R Bull CBBC Jul 2018 B	0.2500	106.80 per 100 units	110.80 per 100 units	2018/07/20	40,000,000	2017/08/29
64354	Haitong International Securities Co. Ltd.	CUni R Bull CBBC Mar 2018 A	0.2500	11.0800	11.3800	2018/03/27	60,000,000	2017/08/29
64357	Haitong International Securities Co. Ltd.	CUni R Bull CBBC Apr 2018 A	0.2500	10.5800	10.8800	2018/04/13	60,000,000	2017/08/29
64342	Haitong International Securities Co. Ltd.	CM Bank R Bull CBBC Aug 2018 A	0.2500	24.1800	24.5800	2018/08/07	40,000,000	2017/08/29
64349	Haitong International Securities Co. Ltd.	CNOOC R Bull CBBC Apr 2018 A	0.2500	8.4800	8.6800	2018/04/24	50,000,000	2017/08/29
64353	Haitong International Securities Co. Ltd.	China Shenhua R Bull CBBC Aug 2018 A	0.2500	17.7800	18.2800	2018/08/02	40,000,000	2017/08/29
64345	Haitong International Securities Co. Ltd.	Evergrande R Bull CBBC Aug 2018 B	0.3300	18.8000	19.8000	2018/08/01	40,000,000	2017/08/29
64350	Haitong International Securities Co. Ltd.	PetCh R Bull CBBC Apr 2018 A	0.2500	4.4800	4.6800	2018/04/25	80,000,000	2017/08/29
64453	J.P. Morgan Structured Products B.V.	CUni R Bull CBBC Feb 2018 B	0.2500	11.4800	11.6800	2018/02/15	40,000,000	2017/08/29
64454	J.P. Morgan Structured Products B.V.	CUni R Bull CBBC Mar 2018 B	0.2500	10.6800	10.8800	2018/03/16	40,000,000	2017/08/29
64400	J.P. Morgan Structured Products B.V.	HSI R Bull CBBC Oct 2018 C	0.2500	27,337 per 10,000 units	27,437 per 10,000 units	2018/10/30	200,000,000	2017/08/29
64451	J.P. Morgan Structured Products B.V.	HSI R Bull CBBC Nov 2018 R	0.2500	27,158 per 10,000 units	27,258 per 10,000 units	2018/11/29	200,000,000	2017/08/29
64398	J.P. Morgan Structured Products B.V.	HSI R Bear CBBC Nov 2017 K	0.2500	27,400 per 10,000 units	27,200 per 10,000 units	2017/11/29	200,000,000	2017/08/29
64399	J.P. Morgan Structured Products B.V.	HSI R Bear CBBC Nov 2017 L	0.2500	27,600 per 10,000 units	27,400 per 10,000 units	2017/11/29	200,000,000	2017/08/29
64455	J.P. Morgan Structured Products B.V.	Ping An R Bull CBBC Mar 2018 B	0.2500	61.28 per 100 units	61.88 per 100 units	2018/03/16	150,000,000	2017/08/29
64456	J.P. Morgan Structured Products B.V.	Tencent R Bear CBBC Feb 2018 L	0.2500	328.88 per 100 units	326.08 per 100 units	2018/02/15	40,000,000	2017/08/29

Newly listed callable bull/bear contracts (continued)

Code	Issuer	Name of issue	Issue prices (HK\$)	Strike price (HKD)/Strike level per 10 units	Call price (HKD)/Call level per 10 units	Expiry date	No. of issue (units)	Listing date
64328	SGA Societe Generale Acceptance N.V./SG Issuer	Alia R Bull CBBC Apr 2018 A	0.2500	56.40 per 100 units	57 per 100 units	2018/04/11	60,000,000	2017/08/29
64457	SGA Societe Generale Acceptance N.V./SG Issuer	COVS R Bull CBBC Aug 2018 A	0.2500	24.6000	25.0000	2018/08/10	40,000,000	2017/08/29
64330	SGA Societe Generale Acceptance N.V./SG Issuer	China Life R Bull CBBC Feb 2018 E	0.2500	23.6000	24.0000	2018/02/22	40,000,000	2017/08/29
64331	SGA Societe Generale Acceptance N.V./SG Issuer	CP&CC R Bull CBBC Oct 2018 A	0.2500	5.5100	5.6600	2018/10/22	40,000,000	2017/08/29
64463	SGA Societe Generale Acceptance N.V./SG Issuer	HSI R Bull CBBC Dec 2018 I	0.2500	27,258 per 12,000 units	27,358 per 12,000 units	2018/12/28	200,000,000	2017/08/29
64471	SGA Societe Generale Acceptance N.V./SG Issuer	HSI R Bull CBBC Feb 2019 A	0.2500	27,208 per 12,000 units	27,308 per 12,000 units	2019/02/27	200,000,000	2017/08/29
64472	SGA Societe Generale Acceptance N.V./SG Issuer	HSI R Bull CBBC Apr 2019 E	0.2500	27,058 per 12,000 units	27,158 per 12,000 units	2019/04/29	200,000,000	2017/08/29
64461	SGA Societe Generale Acceptance N.V./SG Issuer	HSI R Bear CBBC Dec 2017 V	0.2500	27,588 per 10,000 units	27,488 per 10,000 units	2017/12/28	200,000,000	2017/08/29
64339	SGA Societe Generale Acceptance N.V./SG Issuer	PetroChina R Bull CBBC Apr 2018 B	0.2500	4.6500	4.8000	2018/04/11	40,000,000	2017/08/29
64473	SGA Societe Generale Acceptance N.V./SG Issuer	Ping An R Bull CBBC Apr 2018 B	0.2500	62.55 per 100 units	63.15 per 100 units	2018/04/10	100,000,000	2017/08/29
64394	UBS AG	HSI R Bull CBBC Oct 2018 S	0.2500	27,337 per 10,000 units	27,437 per 10,000 units	2018/10/30	200,000,000	2017/08/29
64397	UBS AG	HSI R Bull CBBC Nov 2018 R	0.2500	27,100 per 12,000 units	27,300 per 12,000 units	2018/11/29	250,000,000	2017/08/29
64391	UBS AG	HSI R Bear CBBC Dec 2017 T	0.2500	27,400 per 12,000 units	27,200 per 12,000 units	2017/12/28	250,000,000	2017/08/29
64486	BNP Paribas Issuance B.V.	HSI R Bull CBBC Sep 2018 B	0.2500	27,300 per 10,000 units	27,500 per 10,000 units	2018/09/27	250,000,000	2017/08/31
64478	BNP Paribas Issuance B.V.	HSI R Bear CBBC Mar 2018 D	0.2500	27,800 per 10,000 units	27,600 per 10,000 units	2018/03/28	250,000,000	2017/08/31
64482	BNP Paribas Issuance B.V.	HSI R Bear CBBC Mar 2018 E	0.2500	27,700 per 10,000 units	27,500 per 10,000 units	2018/03/28	250,000,000	2017/08/31
64485	BNP Paribas Issuance B.V.	Ping An R Bull CBBC Aug 2018 I	0.2500	61.90 per 100 units	62.50 per 100 units	2018/08/30	200,000,000	2017/08/31
64531	Credit Suisse AG	BOCL R Bull CBBC Oct 2018 B	0.2500	3.8600	3.9400	2018/10/26	70,000,000	2017/08/31
64514	Credit Suisse AG	CCB R Bull CBBC Sep 2018 H	0.2500	6.6300	6.7300	2018/09/14	70,000,000	2017/08/31
64515	Credit Suisse AG	CCB R Bear CBBC Mar 2018 B	0.2500	7.7700	7.6700	2018/03/09	100,000,000	2017/08/31
64540	Credit Suisse AG	CM Bank R Bull CBBC Oct 2018 A	0.2500	26.48 per 100 units	26.88 per 100 units	2018/10/19	70,000,000	2017/08/31
64543	Credit Suisse AG	CM Bank R Bull CBBC Oct 2018 B	0.2500	24.48 per 100 units	24.88 per 100 units	2018/10/26	70,000,000	2017/08/31
64522	Credit Suisse AG	HSCEI R Bull CBBC Mar 2018 F	0.2500	10,628 per 10,000 units	10,728 per 10,000 units	2018/03/28	120,000,000	2017/08/31
64523	Credit Suisse AG	HSCEI R Bull CBBC Apr 2018 K	0.2500	10,828 per 10,000 units	10,928 per 10,000 units	2018/04/27	120,000,000	2017/08/31
64524	Credit Suisse AG	HSCEI R Bear CBBC Jan 2018 C	0.2500	11,488 per 10,000 units	11,388 per 10,000 units	2018/01/30	150,000,000	2017/08/31
64525	Credit Suisse AG	HSCEI R Bear CBBC Jan 2018 D	0.2500	12,358 per 10,000 units	12,258 per 10,000 units	2018/01/30	150,000,000	2017/08/31
64511	Credit Suisse AG	HSI R Bull CBBC May 2018 F	0.2500	27,417 per 12,000 units	27,567 per 12,000 units	2018/05/30	200,000,000	2017/08/31
64508	Credit Suisse AG	HSI R Bear CBBC Dec 2017 M	0.2500	27,602 per 10,000 units	27,402 per 10,000 units	2017/12/28	200,000,000	2017/08/31
64509	Credit Suisse AG	HSI R Bear CBBC Feb 2018 D	0.2500	27,628 per 10,000 units	27,528 per 10,000 units	2018/02/27	200,000,000	2017/08/31
64512	Credit Suisse AG	HSI R Bear CBBC Feb 2018 E	0.2500	29,228 per 10,000 units	29,128 per 10,000 units	2018/02/27	200,000,000	2017/08/31
64528	Credit Suisse AG	ICBC R Bull CBBC Sep 2018 E	0.2500	5.1100	5.2100	2018/09/13	70,000,000	2017/08/31
64529	Credit Suisse AG	ICBC R Bull CBBC Sep 2018 F	0.2500	5.6500	5.7500	2018/09/14	70,000,000	2017/08/31
64517	Credit Suisse AG	Ping An R Bull CBBC Oct 2018 D	0.2500	61.18 per 100 units	61.98 per 100 units	2018/10/24	70,000,000	2017/08/31
64538	Credit Suisse AG	Ping An R Bear CBBC Mar 2018 G	1.5300	77.3800	75.8800	2018/03/07	50,000,000	2017/08/31
64532	Credit Suisse AG	Sunny Optical R Bull CBBC Mar 2018 C	0.2500	107.88 per 100 units	111.88 per 100 units	2018/03/01	40,000,000	2017/08/31
64533	Credit Suisse AG	Sunny Optical R Bear CBBC Feb 2018 C	0.2500	135.88 per 100 units	130.88 per 100 units	2018/02/23	40,000,000	2017/08/31
64513	Credit Suisse AG	Tencent R Bull CBBC Jun 2018 N	0.2500	321.58 per 100 units	324.08 per 100 units	2018/06/22	50,000,000	2017/08/31
64546	Credit Suisse AG	Tencent R Bear CBBC Jul 2018 B	0.5300	376.08 per 100 units	373.28 per 100 units	2018/07/20	100,000,000	2017/08/31
64548	Goldman Sachs Structured Products (Asia) Ltd.	HSI R Bull CBBC Dec 2018 B	0.2500	27,467 per 10,000 units	27,567 per 10,000 units	2018/12/28	200,000,000	2017/08/31
64547	Goldman Sachs Structured Products (Asia) Ltd.	HSI R Bear CBBC Mar 2018 D	0.2500	27,600 per 10,000 units	27,500 per 10,000 units	2018/03/28	200,000,000	2017/08/31
64549	Goldman Sachs Structured Products (Asia) Ltd.	HSI R Bear CBBC Mar 2018 E	0.2500	28,200 per 12,000 units	28,050 per 12,000 units	2018/03/28	200,000,000	2017/08/31
64556	J.P. Morgan Structured Products B.V.	BOCL R Bull CBBC Aug 2018 B	0.2500	3.8000	3.8800	2018/08/17	150,000,000	2017/08/31
64557	J.P. Morgan Structured Products B.V.	CC Bank R Bull CBBC Sep 2018 C	0.2500	6.3800	6.4800	2018/09/21	150,000,000	2017/08/31

Newly listed callable bull/bear contracts (continued)

Code	Issuer	Name of issue	Issue prices (HK\$)	Strike price (HKD)/Strike level per 10 units	Call price (HKD)/Call level per 10 units	Expiry date	No. of issue (units)	Listing date
64559	J.P. Morgan Structured Products B.V.	CNOOC R Bull CBBC Nov 2018 A	0.2500	8.5800	8.7800	2018/11/16	80,000,000	2017/08/31
64552	J.P. Morgan Structured Products B.V.	HSI R Bull CBBC Oct 2018 U	0.2500	27,467 per 10,000 units	27,567 per 10,000 units	2018/10/30	200,000,000	2017/08/31
64554	J.P. Morgan Structured Products B.V.	HSI R Bull CBBC Nov 2018 S	0.2500	27,258 per 10,000 units	27,358 per 10,000 units	2018/11/29	200,000,000	2017/08/31
64550	J.P. Morgan Structured Products B.V.	HSI R Bear CBBC Dec 2017 L	0.2500	27,548 per 10,000 units	27,448 per 10,000 units	2017/12/28	200,000,000	2017/08/31
64551	J.P. Morgan Structured Products B.V.	HSI R Bear CBBC Dec 2017 M	0.2500	27,800 per 10,000 units	27,600 per 10,000 units	2017/12/28	200,000,000	2017/08/31
64555	J.P. Morgan Structured Products B.V.	ICBC R Bull CBBC Aug 2018 B	0.2500	5.4800	5.5800	2018/08/17	150,000,000	2017/08/31
64475	Macquarie Bank Ltd.	Ping An R Bull CBBC Sep 2018 B	0.2500	57.50 per 100 units	59 per 100 units	2018/09/27	40,000,000	2017/08/31
64477	Macquarie Bank Ltd.	Ping An R Bull CBBC Sep 2018 C	0.2500	55 per 100 units	56.50 per 100 units	2018/09/27	40,000,000	2017/08/31
64474	Macquarie Bank Ltd.	Ping An R Bear CBBC Sep 2018 A	0.2500	72.50 per 100 units	71 per 100 units	2018/09/27	40,000,000	2017/08/31
64567	SGA Societe Generale Acceptance N.V./SG Issuer	CCB R Bear CBBC Sep 2018 A	0.2500	7.7800	7.6800	2018/09/13	100,000,000	2017/08/31
64561	SGA Societe Generale Acceptance N.V./SG Issuer	HSI R Bull CBBC Nov 2018 R	0.2500	27,308 per 10,000 units	27,508 per 10,000 units	2018/11/29	200,000,000	2017/08/31
64562	SGA Societe Generale Acceptance N.V./SG Issuer	HSI R Bull CBBC Dec 2018 J	0.2500	27,358 per 12,000 units	27,458 per 12,000 units	2018/12/28	200,000,000	2017/08/31
64564	SGA Societe Generale Acceptance N.V./SG Issuer	HSI R Bull CBBC Mar 2019 H	0.2500	27,108 per 10,000 units	27,208 per 10,000 units	2019/03/28	200,000,000	2017/08/31
64560	SGA Societe Generale Acceptance N.V./SG Issuer	HSI R Bear CBBC Dec 2017 W	0.2500	27,688 per 10,000 units	27,588 per 10,000 units	2017/12/28	200,000,000	2017/08/31
64575	SGA Societe Generale Acceptance N.V./SG Issuer	HSI R Bear CBBC Jan 2018 R	0.2500	27,738 per 10,000 units	27,538 per 10,000 units	2018/01/30	200,000,000	2017/08/31
64570	SGA Societe Generale Acceptance N.V./SG Issuer	ICBC R Bear CBBC Sep 2018 A	0.2500	6.6000	6.5000	2018/09/14	60,000,000	2017/08/31
64571	SGA Societe Generale Acceptance N.V./SG Issuer	Ping An R Bull CBBC Apr 2018 C	0.2500	60.70 per 100 units	61.30 per 100 units	2018/04/25	100,000,000	2017/08/31
64573	SGA Societe Generale Acceptance N.V./SG Issuer	Ping An R Bear CBBC May 2018 C	0.2500	65.60 per 100 units	65 per 100 units	2018/05/16	100,000,000	2017/08/31
64574	SGA Societe Generale Acceptance N.V./SG Issuer	Ping An R Bear CBBC Oct 2018 A	0.2500	77.60 per 100 units	77 per 100 units	2018/10/11	100,000,000	2017/08/31
64506	UBS AG	HSI R Bull CBBC Sep 2018 Q	0.2500	27,100 per 10,000 units	27,200 per 10,000 units	2018/09/27	200,000,000	2017/08/31
64504	UBS AG	HSI R Bull CBBC Oct 2018 T	0.2500	27,200 per 12,000 units	27,400 per 12,000 units	2018/10/30	250,000,000	2017/08/31
64500	UBS AG	HSI R Bull CBBC Nov 2018 S	0.2500	27,467 per 10,000 units	27,567 per 10,000 units	2018/11/29	200,000,000	2017/08/31
64497	UBS AG	HSI R Bear CBBC Dec 2017 U	0.2500	27,502 per 10,000 units	27,402 per 10,000 units	2017/12/28	200,000,000	2017/08/31
64499	UBS AG	HSI R Bear CBBC Dec 2017 V	0.2500	27,800 per 12,000 units	27,600 per 12,000 units	2017/12/28	250,000,000	2017/08/31
64583	BNP Paribas Issuance B.V.	HKEX R Bull CBBC Aug 2018 K	0.2500	206 per 100 units	208 per 100 units	2018/08/30	50,000,000	2017/09/01
64584	BNP Paribas Issuance B.V.	HSCEI R Bull CBBC Aug 2018 U	0.2500	10,700 per 10,000 units	10,800 per 10,000 units	2018/08/30	100,000,000	2017/09/01
64586	BNP Paribas Issuance B.V.	HSCEI R Bull CBBC Aug 2018 V	0.2500	10,900 per 10,000 units	11,000 per 10,000 units	2018/08/30	100,000,000	2017/09/01
64579	BNP Paribas Issuance B.V.	HSI R Bull CBBC Sep 2018 A	0.2500	27,400 per 10,000 units	27,600 per 10,000 units	2018/09/27	250,000,000	2017/09/01
64578	BNP Paribas Issuance B.V.	HSI R Bull CBBC Sep 2018 U	0.2500	27,500 per 10,000 units	27,700 per 10,000 units	2018/09/27	250,000,000	2017/09/01
64590	BNP Paribas Issuance B.V.	HSI R Bull CBBC Sep 2018 V	0.2500	27,600 per 10,000 units	27,800 per 10,000 units	2018/09/27	250,000,000	2017/09/01
64577	BNP Paribas Issuance B.V.	HSI R Bear CBBC Mar 2018 I	0.2500	27,900 per 10,000 units	27,700 per 10,000 units	2018/03/28	250,000,000	2017/09/01
64582	BNP Paribas Issuance B.V.	HSI R Bear CBBC Mar 2018 J	0.2500	28,000 per 10,000 units	27,800 per 10,000 units	2018/03/28	250,000,000	2017/09/01
64689	Credit Suisse AG	BOCL R Bull CBBC Sep 2018 B	0.2500	3.9900	4.0700	2018/09/28	70,000,000	2017/09/01
64668	Credit Suisse AG	CCB R Bull CBBC Sep 2018 I	0.2500	6.8600	6.9600	2018/09/20	70,000,000	2017/09/01
64673	Credit Suisse AG	CCB R Bear CBBC Mar 2018 C	0.2500	7.9500	7.8500	2018/03/01	100,000,000	2017/09/01
64678	Credit Suisse AG	CCB R Bear CBBC Mar 2018 D	0.2500	8.1200	8.0200	2018/03/08	100,000,000	2017/09/01
64691	Credit Suisse AG	China Life R Bull CBBC Jul 2018 A	0.2500	24.3800	24.7800	2018/07/20	40,000,000	2017/09/01
64692	Credit Suisse AG	China Life R Bear CBBC Feb 2018 A	0.2500	26.4800	25.9800	2018/02/28	100,000,000	2017/09/01
64640	Credit Suisse AG	CNOOC R Bull CBBC Oct 2018 C	0.2500	9.1000	9.3000	2018/10/25	50,000,000	2017/09/01
64648	Credit Suisse AG	CNOOC R Bear CBBC Feb 2018 A	0.2500	10.1800	9.9800	2018/02/28	50,000,000	2017/09/01
64666	Credit Suisse AG	CNOOC R Bear CBBC Feb 2018 B	0.2500	10.5800	10.3800	2018/02/28	50,000,000	2017/09/01
64695	Credit Suisse AG	CSOP A50 ETF R Bull CBBC Apr 2018 A	0.2500	13.9800	14.0800	2018/04/20	50,000,000	2017/09/01
64639	Credit Suisse AG	HKEX R Bull CBBC Jun 2018 G	0.2500	211.88 per 100 units	213.88 per 100 units	2018/06/22	50,000,000	2017/09/01

Newly listed callable bull/bear contracts (continued)

Code	Issuer	Name of issue	Issue prices (HK\$)	Strike price (HKD)/Strike level per 10 units	Call price (HKD)/Call level per 10 units	Expiry date	No. of issue (units)	Listing date
64633	Credit Suisse AG	HSCEI R Bull CBBC Mar 2018 G	0.2500	11,028 per 10,000 units	11,128 per 10,000 units	2018/03/28	120,000,000	2017/09/01
64635	Credit Suisse AG	HSCEI R Bear CBBC Jan 2018 E	0.2500	12,058 per 10,000 units	11,958 per 10,000 units	2018/01/30	150,000,000	2017/09/01
64636	Credit Suisse AG	HSCEI R Bear CBBC Jan 2018 F	0.2500	12,508 per 10,000 units	12,408 per 10,000 units	2018/01/30	150,000,000	2017/09/01
64621	Credit Suisse AG	HSI R Bull CBBC Mar 2018 S	0.2500	27,628 per 10,000 units	27,728 per 10,000 units	2018/03/28	200,000,000	2017/09/01
64620	Credit Suisse AG	HSI R Bull CBBC May 2018 G	0.2500	27,698 per 12,000 units	27,848 per 12,000 units	2018/05/30	200,000,000	2017/09/01
64624	Credit Suisse AG	HSI R Bull CBBC Sep 2018 D	0.2500	27,300 per 10,000 units	27,500 per 10,000 units	2018/09/27	200,000,000	2017/09/01
64619	Credit Suisse AG	HSI R Bear CBBC Dec 2017 D	0.2500	28,000 per 10,000 units	27,800 per 10,000 units	2017/12/28	200,000,000	2017/09/01
64628	Credit Suisse AG	HSI R Bear CBBC Dec 2017 E	0.2500	29,950 per 12,000 units	29,750 per 12,000 units	2017/12/28	200,000,000	2017/09/01
64632	Credit Suisse AG	HSI R Bear CBBC Dec 2017 G	0.2500	30,050 per 12,000 units	29,850 per 12,000 units	2017/12/28	200,000,000	2017/09/01
64615	Credit Suisse AG	HSI R Bear CBBC Jan 2018 P	0.2500	27,800 per 12,000 units	27,650 per 12,000 units	2018/01/30	200,000,000	2017/09/01
64625	Credit Suisse AG	HSI R Bear CBBC Feb 2018 F	0.2500	29,428 per 10,000 units	29,328 per 10,000 units	2018/02/27	200,000,000	2017/09/01
64626	Credit Suisse AG	HSI R Bear CBBC Feb 2018 G	0.2500	29,628 per 10,000 units	29,528 per 10,000 units	2018/02/27	200,000,000	2017/09/01
64680	Credit Suisse AG	ICBC R Bull CBBC Sep 2018 G	0.2500	5.8500	5.9500	2018/09/28	70,000,000	2017/09/01
64681	Credit Suisse AG	ICBC R Bear CBBC Mar 2018 B	0.2500	6.4600	6.3600	2018/03/01	100,000,000	2017/09/01
64685	Credit Suisse AG	ICBC R Bear CBBC Mar 2018 C	0.2500	6.6600	6.5600	2018/03/02	100,000,000	2017/09/01
64589	Goldman Sachs Structured Products (Asia) Ltd.	HSCEI R Bear CBBC Mar 2018 A	0.2500	11,650 per 10,000 units	11,550 per 10,000 units	2018/03/28	200,000,000	2017/09/01
64727	Goldman Sachs Structured Products (Asia) Ltd.	HSI R Bull CBBC Dec 2018 C	0.2500	27,748 per 10,000 units	27,848 per 10,000 units	2018/12/28	200,000,000	2017/09/01
64729	Goldman Sachs Structured Products (Asia) Ltd.	HSI R Bull CBBC Dec 2018 D	0.2500	27,450 per 12,000 units	27,600 per 12,000 units	2018/12/28	200,000,000	2017/09/01
64587	Goldman Sachs Structured Products (Asia) Ltd.	HSI R Bear CBBC Mar 2018 F	0.2500	27,808 per 10,000 units	27,708 per 10,000 units	2018/03/28	200,000,000	2017/09/01
64588	Goldman Sachs Structured Products (Asia) Ltd.	HSI R Bear CBBC Mar 2018 G	0.2500	27,950 per 10,000 units	27,850 per 10,000 units	2018/03/28	200,000,000	2017/09/01
64738	J.P. Morgan Structured Products B.V.	CC Bank R Bull CBBC Aug 2018 D	0.2500	6.8200	6.9200	2018/08/17	150,000,000	2017/09/01
64736	J.P. Morgan Structured Products B.V.	CC Bank R Bull CBBC Sep 2018 D	0.2500	6.5200	6.6200	2018/09/21	150,000,000	2017/09/01
64734	J.P. Morgan Structured Products B.V.	HKEX R Bull CBBC Dec 2017 T	0.2500	207.88 per 100 units	209.88 per 100 units	2017/12/15	40,000,000	2017/09/01
64735	J.P. Morgan Structured Products B.V.	HKEX R Bull CBBC Dec 2017 U	0.2500	211.88 per 100 units	213.88 per 100 units	2017/12/15	40,000,000	2017/09/01
64744	J.P. Morgan Structured Products B.V.	HSBC R Bull CBBC Aug 2018 C	0.2500	73.38 per 100 units	74.88 per 100 units	2018/08/17	100,000,000	2017/09/01
64765	J.P. Morgan Structured Products B.V.	HSCEI R Bull CBBC Sep 2018 A	0.2500	10,500 per 10,000 units	10,600 per 10,000 units	2018/09/27	100,000,000	2017/09/01
64757	J.P. Morgan Structured Products B.V.	HSI R Bull CBBC Oct 2018 S	0.2500	27,748 per 10,000 units	27,848 per 10,000 units	2018/10/30	200,000,000	2017/09/01
64758	J.P. Morgan Structured Products B.V.	HSI R Bull CBBC Nov 2018 T	0.2500	27,558 per 10,000 units	27,658 per 10,000 units	2018/11/29	200,000,000	2017/09/01
64764	J.P. Morgan Structured Products B.V.	HSI R Bull CBBC Dec 2018 H	0.2500	27,300 per 10,000 units	27,500 per 10,000 units	2018/12/28	200,000,000	2017/09/01
64745	J.P. Morgan Structured Products B.V.	HSI R Bear CBBC Dec 2017 N	0.2500	29,900 per 10,000 units	29,700 per 10,000 units	2017/12/28	200,000,000	2017/09/01
64769	J.P. Morgan Structured Products B.V.	HSI R Bear CBBC Dec 2017 O	0.2500	27,648 per 10,000 units	27,548 per 10,000 units	2017/12/28	200,000,000	2017/09/01
64772	J.P. Morgan Structured Products B.V.	HSI R Bear CBBC Dec 2017 P	0.2500	27,848 per 10,000 units	27,748 per 10,000 units	2017/12/28	200,000,000	2017/09/01
64749	J.P. Morgan Structured Products B.V.	HSI R Bear CBBC Jan 2018 A	0.2500	30,100 per 10,000 units	29,900 per 10,000 units	2018/01/30	200,000,000	2017/09/01
64756	J.P. Morgan Structured Products B.V.	HSI R Bear CBBC Feb 2018 T	0.3200	30,848 per 10,000 units	30,748 per 10,000 units	2018/02/27	200,000,000	2017/09/01
64741	J.P. Morgan Structured Products B.V.	ICBC R Bull CBBC Sep 2018 B	0.2500	5.7800	5.8800	2018/09/21	150,000,000	2017/09/01
64730	J.P. Morgan Structured Products B.V.	Tencent R Bull CBBC Dec 2017 G	0.2500	325.58 per 100 units	328.38 per 100 units	2017/12/15	40,000,000	2017/09/01
64731	J.P. Morgan Structured Products B.V.	Tencent R Bear CBBC Jan 2018 F	0.2500	332.88 per 100 units	330.08 per 100 units	2018/01/19	40,000,000	2017/09/01
64703	SGA Societe Generale Acceptance N.V./SG Issuer	ABC R Bull CBBC Aug 2018 C	0.2500	3.6300	3.7100	2018/08/21	40,000,000	2017/09/01
64705	SGA Societe Generale Acceptance N.V./SG Issuer	BOCL R Bull CBBC Aug 2018 E	0.2500	3.9900	4.0700	2018/08/23	60,000,000	2017/09/01
64706	SGA Societe Generale Acceptance N.V./SG Issuer	CCB R Bull CBBC Aug 2018 F	0.2500	6.8600	6.9600	2018/08/21	100,000,000	2017/09/01
64707	SGA Societe Generale Acceptance N.V./SG Issuer	CCB R Bear CBBC Oct 2018 A	0.2500	8.1000	8.0000	2018/10/23	100,000,000	2017/09/01
64710	SGA Societe Generale Acceptance N.V./SG Issuer	China Life R Bull CBBC Apr 2018 D	0.2500	24.5500	24.9500	2018/04/11	40,000,000	2017/09/01
64720	SGA Societe Generale Acceptance N.V./SG Issuer	CSA50 R Bull CBBC Apr 2018 C	0.2500	14.1600	14.2600	2018/04/11	40,000,000	2017/09/01

Newly listed callable bull/bear contracts (continued)

Code	Issuer	Name of issue	Issue prices (HK\$)	Strike price (HKD)/Strike level per 10 units	Call price (HKD)/Call level per 10 units	Expiry date	No. of issue (units)	Listing date
64711	SGA Societe Generale Acceptance N.V./SG Issuer	HKEX R Bull CBBC Jun 2018 C	0.2500	211.80 per 100 units	213.80 per 100 units	2018/06/07	50,000,000	2017/09/01
64712	SGA Societe Generale Acceptance N.V./SG Issuer	HKEX R Bull CBBC Jun 2018 D	0.2500	208 per 100 units	210 per 100 units	2018/06/21	50,000,000	2017/09/01
64722	SGA Societe Generale Acceptance N.V./SG Issuer	HS H-SH ETF R Bull CBBC Apr 2018 B	0.2500	114.40 per 100 units	115.40 per 100 units	2018/04/10	100,000,000	2017/09/01
64726	SGA Societe Generale Acceptance N.V./SG Issuer	HS H-SH ETF R Bull CBBC Sep 2018 A	0.2500	107 per 100 units	108 per 100 units	2018/09/12	100,000,000	2017/09/01
64713	SGA Societe Generale Acceptance N.V./SG Issuer	HSBC R Bull CBBC Apr 2018 E	0.2500	73.95 per 100 units	74.95 per 100 units	2018/04/26	100,000,000	2017/09/01
64699	SGA Societe Generale Acceptance N.V./SG Issuer	HSI R Bull CBBC Mar 2019 I	0.2500	27,508 per 10,000 units	27,608 per 10,000 units	2019/03/28	200,000,000	2017/09/01
64701	SGA Societe Generale Acceptance N.V./SG Issuer	HSI R Bull CBBC Mar 2019 J	0.2500	27,708 per 10,000 units	27,808 per 10,000 units	2019/03/28	200,000,000	2017/09/01
64702	SGA Societe Generale Acceptance N.V./SG Issuer	HSI R Bull CBBC Apr 2019 F	0.2500	27,658 per 12,000 units	27,758 per 12,000 units	2019/04/29	200,000,000	2017/09/01
64697	SGA Societe Generale Acceptance N.V./SG Issuer	HSI R Bear CBBC Dec 2017 L	0.2500	27,988 per 10,000 units	27,888 per 10,000 units	2017/12/28	200,000,000	2017/09/01
64698	SGA Societe Generale Acceptance N.V./SG Issuer	HSI R Bear CBBC Dec 2017 X	0.2500	28,038 per 12,000 units	27,938 per 12,000 units	2017/12/28	200,000,000	2017/09/01
64714	SGA Societe Generale Acceptance N.V./SG Issuer	ICBC R Bull CBBC Aug 2018 E	0.2500	5.8500	5.9500	2018/08/20	60,000,000	2017/09/01
64719	SGA Societe Generale Acceptance N.V./SG Issuer	ICBC R Bear CBBC Sep 2018 B	0.2500	7.1000	7.0000	2018/09/18	60,000,000	2017/09/01
64602	UBS AG	CC Bank R Bull CBBC Aug 2018 C	0.2500	6.5800	6.6800	2018/08/20	60,000,000	2017/09/01
64603	UBS AG	China Life R Bull CBBC Jul 2018 B	0.2500	23.6800	24.0800	2018/07/23	40,000,000	2017/09/01
64595	UBS AG	HSCEI R Bull CBBC Jul 2018 A	0.2500	10,788 per 10,000 units	10,888 per 10,000 units	2018/07/30	100,000,000	2017/09/01
64604	UBS AG	HSI R Bull CBBC Oct 2018 U	0.2500	27,748 per 10,000 units	27,848 per 10,000 units	2018/10/30	200,000,000	2017/09/01
64608	UBS AG	HSI R Bull CBBC Oct 2018 V	0.2500	27,300 per 12,000 units	27,500 per 12,000 units	2018/10/30	250,000,000	2017/09/01
64607	UBS AG	HSI R Bull CBBC Nov 2018 T	0.2500	27,500 per 12,000 units	27,700 per 12,000 units	2018/11/29	250,000,000	2017/09/01
64612	UBS AG	HSI R Bull CBBC Nov 2018 U	0.2500	27,250 per 10,000 units	27,350 per 10,000 units	2018/11/29	200,000,000	2017/09/01
64591	UBS AG	HSI R Bear CBBC Dec 2017 W	0.2500	27,719 per 12,000 units	27,519 per 12,000 units	2017/12/28	250,000,000	2017/09/01
64593	UBS AG	HSI R Bear CBBC Dec 2017 X	0.2500	27,750 per 10,000 units	27,650 per 10,000 units	2017/12/28	200,000,000	2017/09/01
64594	UBS AG	HSI R Bear CBBC Dec 2017 Y	0.2500	28,000 per 12,000 units	27,800 per 12,000 units	2017/12/28	250,000,000	2017/09/01
64601	UBS AG	Ping An R Bull CBBC Aug 2018 A	0.2500	61.18 per 100 units	61.98 per 100 units	2018/08/20	80,000,000	2017/09/01
64782	BNP Paribas Issuance B.V.	HSI R Bull CBBC Sep 2018 W	0.2500	27,800 per 10,000 units	28,000 per 10,000 units	2018/09/27	250,000,000	2017/09/04
64785	BNP Paribas Issuance B.V.	HSI R Bull CBBC Sep 2018 X	0.2500	27,700 per 10,000 units	27,900 per 10,000 units	2018/09/27	250,000,000	2017/09/04
64773	BNP Paribas Issuance B.V.	HSI R Bear CBBC Mar 2018 K	0.2500	28,100 per 10,000 units	27,900 per 10,000 units	2018/03/28	250,000,000	2017/09/04
64774	BNP Paribas Issuance B.V.	HSI R Bear CBBC Mar 2018 L	0.2500	28,200 per 10,000 units	28,000 per 10,000 units	2018/03/28	250,000,000	2017/09/04
64931	Credit Suisse AG	HKEX R Bull CBBC Jun 2018 H	0.2500	208.08 per 100 units	210.08 per 100 units	2018/06/28	50,000,000	2017/09/04
64932	Credit Suisse AG	HKEX R Bear CBBC Apr 2018 A	0.6400	277.78 per 100 units	275.78 per 100 units	2018/04/11	100,000,000	2017/09/04
64935	Credit Suisse AG	HSI R Bull CBBC Mar 2018 U	0.2500	27,853 per 10,000 units	28,003 per 10,000 units	2018/03/28	200,000,000	2017/09/04
64942	Credit Suisse AG	HSI R Bull CBBC May 2018 H	0.2500	27,500 per 12,000 units	27,650 per 12,000 units	2018/05/30	200,000,000	2017/09/04
64941	Credit Suisse AG	HSI R Bull CBBC Sep 2018 B	0.2500	27,600 per 10,000 units	27,800 per 10,000 units	2018/09/27	200,000,000	2017/09/04
64930	Credit Suisse AG	HSI R Bear CBBC Dec 2017 N	0.2500	28,200 per 10,000 units	28,000 per 10,000 units	2017/12/28	200,000,000	2017/09/04
64945	Credit Suisse AG	HSI R Bear CBBC Dec 2017 X	0.2500	30,150 per 12,000 units	29,950 per 12,000 units	2017/12/28	200,000,000	2017/09/04
64926	Credit Suisse AG	HSI R Bear CBBC Jan 2018 Q	0.2500	27,999 per 12,000 units	27,849 per 12,000 units	2018/01/30	200,000,000	2017/09/04
64947	Credit Suisse AG	HSI R Bear CBBC Feb 2018 H	0.2600	30,300 per 10,000 units	30,100 per 10,000 units	2018/02/27	200,000,000	2017/09/04
64949	Credit Suisse AG	HSI R Bear CBBC Feb 2018 I	0.3300	31,000 per 10,000 units	30,800 per 10,000 units	2018/02/27	200,000,000	2017/09/04
64943	Credit Suisse AG	Tencent R Bull CBBC Jun 2018 O	0.2500	319.18 per 100 units	321.68 per 100 units	2018/06/27	50,000,000	2017/09/04
64855	The Bank of East Asia, Ltd.	CC Bank R Bull CBBC Aug 2018 A	0.2500	6.7800	6.8800	2018/08/28	40,000,000	2017/09/04
64856	The Bank of East Asia, Ltd.	CM Bank R Bull CBBC Aug 2018 A	0.4000	26.8800	27.2800	2018/08/28	25,000,000	2017/09/04
64850	The Bank of East Asia, Ltd.	HKEX R Bull CBBC Jun 2018 F	0.2500	206.28 per 100 units	208.28 per 100 units	2018/06/28	40,000,000	2017/09/04
64848	The Bank of East Asia, Ltd.	Tencent R Bear CBBC Jun 2018 G	0.3500	341.88 per 100 units	338.88 per 100 units	2018/06/28	30,000,000	2017/09/04
64846	Goldman Sachs Structured Products (Asia) Ltd.	HSI R Bull CBBC Dec 2018 E	0.2500	27,900 per 10,000 units	28,000 per 10,000 units	2018/12/28	200,000,000	2017/09/04

Newly listed callable bull/bear contracts (continued)

Code	Issuer	Name of issue	Issue prices (HK\$)	Strike price (HKD)/Strike level per 10 units	Call price (HKD)/Call level per 10 units	Expiry date	No. of issue (units)	Listing date
64847	Goldman Sachs Structured Products (Asia) Ltd.	HSI R Bull CBBC Dec 2018 F	0.2500	27,600 per 10,000 units	27,700 per 10,000 units	2018/12/28	200,000,000	2017/09/04
64862	Goldman Sachs Structured Products (Asia) Ltd.	HSI R Bull CBBC Dec 2018 G	0.2500	27,350 per 12,000 units	27,500 per 12,000 units	2018/12/28	200,000,000	2017/09/04
64775	Goldman Sachs Structured Products (Asia) Ltd.	HSI R Bear CBBC Mar 2018 H	0.2500	28,100 per 10,000 units	28,000 per 10,000 units	2018/03/28	200,000,000	2017/09/04
64837	Hongkong and Shanghai Banking Corporation Ltd., The	AIA R Bull CBBC Aug 2018 A	0.2500	56.58 per 100 units	57.28 per 100 units	2018/08/06	60,000,000	2017/09/04
64840	Hongkong and Shanghai Banking Corporation Ltd., The	BOCL R Bull CBBC Aug 2018 E	0.2500	3.8000	3.8800	2018/08/13	80,000,000	2017/09/04
64835	Hongkong and Shanghai Banking Corporation Ltd., The	COVS R Bull CBBC Aug 2018 B	0.3500	25.0800	25.6800	2018/08/06	40,000,000	2017/09/04
64836	Hongkong and Shanghai Banking Corporation Ltd., The	CC Bank R Bull CBBC Aug 2018 G	0.2500	6.7300	6.8300	2018/08/13	80,000,000	2017/09/04
64821	Hongkong and Shanghai Banking Corporation Ltd., The	China Life R Bull CBBC Jul 2018 C	0.2500	23.8800	24.2800	2018/07/23	40,000,000	2017/09/04
64819	Hongkong and Shanghai Banking Corporation Ltd., The	China Life R Bull CBBC Aug 2018 C	0.3500	22.8800	23.2800	2018/08/06	40,000,000	2017/09/04
64841	Hongkong and Shanghai Banking Corporation Ltd., The	CM Bank R Bull CBBC Aug 2018 C	0.3500	25.9800	26.3800	2018/08/13	40,000,000	2017/09/04
64842	Hongkong and Shanghai Banking Corporation Ltd., The	CNOOC R Bull CBBC Aug 2018 B	0.2500	8.3800	8.5800	2018/08/20	50,000,000	2017/09/04
64844	Hongkong and Shanghai Banking Corporation Ltd., The	CNOOC R Bull CBBC Aug 2018 C	0.2500	8.6800	8.8800	2018/08/06	50,000,000	2017/09/04
64799	Hongkong and Shanghai Banking Corporation Ltd., The	CSOP A50 ETF R Bull CBBC Apr 2018 C	0.2500	13.5600	13.6600	2018/04/23	50,000,000	2017/09/04
64802	Hongkong and Shanghai Banking Corporation Ltd., The	CSOP A50 ETF R Bull CBBC Apr 2018 D	0.2500	13.8600	13.9600	2018/04/16	50,000,000	2017/09/04
64787	Hongkong and Shanghai Banking Corporation Ltd., The	HKEX R Bull CBBC Jun 2018 I	0.2500	206.88 per 100 units	208.88 per 100 units	2018/06/25	50,000,000	2017/09/04
64788	Hongkong and Shanghai Banking Corporation Ltd., The	HKEX R Bull CBBC Jun 2018 J	0.2500	210.88 per 100 units	212.88 per 100 units	2018/06/19	50,000,000	2017/09/04
64794	Hongkong and Shanghai Banking Corporation Ltd., The	HKEX R Bull CBBC Jul 2018 Q	0.2500	214.78 per 100 units	216.78 per 100 units	2018/07/16	50,000,000	2017/09/04
64813	Hongkong and Shanghai Banking Corporation Ltd., The	HSCEI R Bull CBBC Apr 2018 F	0.2500	10,738 per 10,000 units	10,838 per 10,000 units	2018/04/27	60,000,000	2017/09/04
64815	Hongkong and Shanghai Banking Corporation Ltd., The	HSCEI R Bull CBBC Apr 2018 G	0.2500	10,938 per 10,000 units	11,038 per 10,000 units	2018/04/27	60,000,000	2017/09/04
64804	Hongkong and Shanghai Banking Corporation Ltd., The	HSI R Bull CBBC Apr 2018 R	0.2500	27,448 per 15,000 units	27,598 per 15,000 units	2018/04/27	100,000,000	2017/09/04
64795	Hongkong and Shanghai Banking Corporation Ltd., The	HSI R Bull CBBC Apr 2018 V	0.2500	27,048 per 15,000 units	27,198 per 15,000 units	2018/04/27	100,000,000	2017/09/04
64800	Hongkong and Shanghai Banking Corporation Ltd., The	HSI R Bull CBBC Apr 2018 W	0.2500	27,198 per 20,000 units	27,398 per 20,000 units	2018/04/27	150,000,000	2017/09/04
64838	Hongkong and Shanghai Banking Corporation Ltd., The	ICBC R Bull CBBC Aug 2018 E	0.2500	5.4800	5.5800	2018/08/20	80,000,000	2017/09/04
64839	Hongkong and Shanghai Banking Corporation Ltd., The	ICBC R Bull CBBC Aug 2018 F	0.2500	5.6800	5.7800	2018/08/06	80,000,000	2017/09/04
64827	Hongkong and Shanghai Banking Corporation Ltd., The	Ping An R Bull CBBC Apr 2018 C	0.2500	62.18 per 100 units	62.88 per 100 units	2018/04/16	80,000,000	2017/09/04
64829	Hongkong and Shanghai Banking Corporation Ltd., The	Ping An R Bull CBBC Apr 2018 D	0.2500	59.18 per 100 units	59.88 per 100 units	2018/04/23	80,000,000	2017/09/04
64817	Hongkong and Shanghai Banking Corporation Ltd., The	Ping An R Bear CBBC Apr 2018 B	0.2500	72.08 per 100 units	71.38 per 100 units	2018/04/16	40,000,000	2017/09/04
64818	Hongkong and Shanghai Banking Corporation Ltd., The	Tencent R Bull CBBC Apr 2018 K	0.2500	320.88 per 100 units	322.88 per 100 units	2018/04/23	60,000,000	2017/09/04
64820	Hongkong and Shanghai Banking Corporation Ltd., The	Tencent R Bull CBBC Apr 2018 N	0.2500	322.88 per 100 units	324.88 per 100 units	2018/04/16	60,000,000	2017/09/04
64822	Hongkong and Shanghai Banking Corporation Ltd., The	Tencent R Bear CBBC Mar 2018 I	0.2500	333.38 per 100 units	330.88 per 100 units	2018/03/12	50,000,000	2017/09/04
64825	Hongkong and Shanghai Banking Corporation Ltd., The	Tencent R Bear CBBC Mar 2018 J	0.2500	338.38 per 100 units	335.88 per 100 units	2018/03/19	50,000,000	2017/09/04
64826	Hongkong and Shanghai Banking Corporation Ltd., The	Tencent R Bear CBBC Mar 2018 K	0.2500	343.38 per 100 units	340.88 per 100 units	2018/03/26	50,000,000	2017/09/04
64924	J.P. Morgan Structured Products B.V.	CSOP A50 ETF R Bull CBBC Apr 2018 A	0.2500	13.3800	13.4800	2018/04/20	60,000,000	2017/09/04
64925	J.P. Morgan Structured Products B.V.	CSOP A50 ETF R Bull CBBC May 2018 A	0.2500	13.9800	14.0800	2018/05/18	60,000,000	2017/09/04
64917	J.P. Morgan Structured Products B.V.	HSI R Bull CBBC Oct 2018 Q	0.2500	27,800 per 10,000 units	28,000 per 10,000 units	2018/10/30	200,000,000	2017/09/04
64919	J.P. Morgan Structured Products B.V.	HSI R Bull CBBC Nov 2018 U	0.2500	27,600 per 10,000 units	27,800 per 10,000 units	2018/11/29	200,000,000	2017/09/04
64920	J.P. Morgan Structured Products B.V.	HSI R Bull CBBC Dec 2018 I	0.2500	27,400 per 10,000 units	27,600 per 10,000 units	2018/12/28	200,000,000	2017/09/04
64908	J.P. Morgan Structured Products B.V.	HSI R Bear CBBC Dec 2017 Q	0.2500	27,949 per 10,000 units	27,849 per 10,000 units	2017/12/28	200,000,000	2017/09/04
64912	J.P. Morgan Structured Products B.V.	HSI R Bear CBBC Dec 2017 R	0.2500	28,200 per 10,000 units	28,000 per 10,000 units	2017/12/28	200,000,000	2017/09/04
64913	J.P. Morgan Structured Products B.V.	HSI R Bear CBBC Feb 2018 U	0.2500	30,000 per 10,000 units	29,800 per 10,000 units	2018/02/27	200,000,000	2017/09/04
64831	Macquarie Bank Ltd.	HSBC R Bull CBBC Oct 2018 A	0.2500	70 per 100 units	71.50 per 100 units	2018/10/30	40,000,000	2017/09/04
64832	Macquarie Bank Ltd.	HSBC R Bull CBBC Oct 2018 B	0.2500	67.50 per 100 units	69 per 100 units	2018/10/30	40,000,000	2017/09/04
64833	Macquarie Bank Ltd.	HSBC R Bear CBBC Oct 2018 A	0.2500	80 per 100 units	78.50 per 100 units	2018/10/30	40,000,000	2017/09/04

Newly listed callable bull/bear contracts (continued)

Code	Issuer	Name of issue	Issue prices (HK\$)	Strike price (HKD)/Strike level per 10 units	Call price (HKD)/Call level per 10 units	Expiry date	No. of issue (units)	Listing date
64777	SGA Societe Generale Acceptance N.V./SG Issuer	CCB R Bull CBBC Aug 2018 G	0.2500	6.7000	6.8000	2018/08/13	100,000,000	2017/09/04
64951	SGA Societe Generale Acceptance N.V./SG Issuer	China Life R Bear CBBC Apr 2018 A	0.3200	28.4000	28.0000	2018/04/16	40,000,000	2017/09/04
64874	SGA Societe Generale Acceptance N.V./SG Issuer	CSA50 R Bull CBBC May 2018 A	0.2500	13.7600	13.8600	2018/05/28	40,000,000	2017/09/04
64872	SGA Societe Generale Acceptance N.V./SG Issuer	CSA50 R Bear CBBC May 2018 B	0.2500	15.7000	15.6000	2018/05/17	40,000,000	2017/09/04
64858	SGA Societe Generale Acceptance N.V./SG Issuer	HKEX R Bull CBBC Feb 2018 L	0.2500	214.60 per 100 units	216.60 per 100 units	2018/02/12	50,000,000	2017/09/04
64875	SGA Societe Generale Acceptance N.V./SG Issuer	HS H-SH ETF R Bull CBBC May 2018 A	0.2500	111 per 100 units	112 per 100 units	2018/05/16	100,000,000	2017/09/04
64879	SGA Societe Generale Acceptance N.V./SG Issuer	HS H-SH ETF R Bear CBBC Aug 2018 A	0.2500	126 per 100 units	125 per 100 units	2018/08/15	100,000,000	2017/09/04
64857	SGA Societe Generale Acceptance N.V./SG Issuer	HSI R Bull CBBC Apr 2019 G	0.2500	27,858 per 12,000 units	27,958 per 12,000 units	2019/04/29	200,000,000	2017/09/04
64867	SGA Societe Generale Acceptance N.V./SG Issuer	HSI R Bull CBBC Apr 2019 H	0.2500	27,458 per 12,000 units	27,558 per 12,000 units	2019/04/29	200,000,000	2017/09/04
64869	SGA Societe Generale Acceptance N.V./SG Issuer	HSI R Bull CBBC Apr 2019 I	0.2500	27,758 per 12,000 units	27,858 per 12,000 units	2019/04/29	200,000,000	2017/09/04
64870	SGA Societe Generale Acceptance N.V./SG Issuer	HSI R Bull CBBC Jul 2019 B	0.2500	27,608 per 10,000 units	27,708 per 10,000 units	2019/07/30	200,000,000	2017/09/04
64863	SGA Societe Generale Acceptance N.V./SG Issuer	HSI R Bear CBBC Jan 2018 S	0.2500	28,088 per 10,000 units	27,988 per 10,000 units	2018/01/30	200,000,000	2017/09/04
64866	SGA Societe Generale Acceptance N.V./SG Issuer	HSI R Bear CBBC Feb 2018 F	0.2850	31,138 per 12,000 units	31,038 per 12,000 units	2018/02/27	200,000,000	2017/09/04
64779	SGA Societe Generale Acceptance N.V./SG Issuer	ICBC R Bull CBBC Aug 2018 F	0.2500	5.7000	5.8000	2018/08/14	60,000,000	2017/09/04
64859	SGA Societe Generale Acceptance N.V./SG Issuer	Tencent R Bull CBBC Jan 2018 W	0.2500	322.20 per 100 units	325 per 100 units	2018/01/11	80,000,000	2017/09/04
64781	SGA Societe Generale Acceptance N.V./SG Issuer	Tencent R Bull CBBC Apr 2018 H	0.2500	325.40 per 100 units	328.20 per 100 units	2018/04/11	80,000,000	2017/09/04
64952	SGA Societe Generale Acceptance N.V./SG Issuer	Tencent R Bear CBBC Mar 2018 K	0.2500	332.80 per 100 units	330 per 100 units	2018/03/26	80,000,000	2017/09/04
64890	UBS AG	HSI R Bull CBBC Sep 2018 R	0.2500	27,600 per 12,000 units	27,800 per 12,000 units	2018/09/27	250,000,000	2017/09/04
64891	UBS AG	HSI R Bull CBBC Sep 2018 S	0.2500	27,550 per 10,000 units	27,650 per 10,000 units	2018/09/27	200,000,000	2017/09/04
64894	UBS AG	HSI R Bull CBBC Oct 2018 W	0.2500	27,050 per 12,000 units	27,250 per 12,000 units	2018/10/30	250,000,000	2017/09/04
64889	UBS AG	HSI R Bull CBBC Nov 2018 V	0.2500	27,903 per 10,000 units	28,003 per 10,000 units	2018/11/29	200,000,000	2017/09/04
64897	UBS AG	HSI R Bear CBBC Dec 2017 J	0.2500	30,000 per 10,000 units	29,900 per 10,000 units	2017/12/28	200,000,000	2017/09/04
64886	UBS AG	HSI R Bear CBBC Dec 2017 M	0.2500	28,100 per 10,000 units	28,000 per 10,000 units	2017/12/28	200,000,000	2017/09/04
64898	UBS AG	HSI R Bear CBBC Dec 2017 N	0.2500	29,650 per 12,000 units	29,450 per 12,000 units	2017/12/28	250,000,000	2017/09/04
64906	UBS AG	HSI R Bear CBBC Dec 2017 Q	0.2500	29,150 per 12,000 units	28,950 per 12,000 units	2017/12/28	250,000,000	2017/09/04
64885	UBS AG	HSI R Bear CBBC Dec 2017 Z	0.2500	27,950 per 10,000 units	27,850 per 10,000 units	2017/12/28	200,000,000	2017/09/04
64896	UBS AG	HSI R Bear CBBC Feb 2018 A	0.3000	31,000 per 12,000 units	30,800 per 12,000 units	2018/02/27	250,000,000	2017/09/04
64983	BNP Paribas Issuance B.V.	Tencent R Bull CBBC Aug 2018 Q	0.2500	313 per 100 units	315 per 100 units	2018/08/30	50,000,000	2017/09/05
65082	Credit Suisse AG	HSI R Bull CBBC Mar 2018 Y	0.2500	27,763 per 10,000 units	27,863 per 10,000 units	2018/03/28	200,000,000	2017/09/05
65084	Credit Suisse AG	HSI R Bull CBBC Sep 2018 E	0.2500	27,488 per 10,000 units	27,688 per 10,000 units	2018/09/27	200,000,000	2017/09/05
65089	Credit Suisse AG	HSI R Bear CBBC Dec 2017 O	0.2500	28,108 per 10,000 units	27,908 per 10,000 units	2017/12/28	200,000,000	2017/09/05
65086	Credit Suisse AG	HSI R Bear CBBC Jan 2018 R	0.2500	27,914 per 12,000 units	27,764 per 12,000 units	2018/01/30	200,000,000	2017/09/05
65092	Credit Suisse AG	HSI R Bear CBBC Jan 2018 S	0.2500	28,200 per 12,000 units	28,050 per 12,000 units	2018/01/30	200,000,000	2017/09/05
65098	Credit Suisse AG	HSI R Bear CBBC Feb 2018 J	0.2500	29,828 per 10,000 units	29,728 per 10,000 units	2018/02/27	200,000,000	2017/09/05
65099	Credit Suisse AG	HSI R Bear CBBC Feb 2018 K	0.3000	30,500 per 10,000 units	30,300 per 10,000 units	2018/02/27	200,000,000	2017/09/05
65100	Credit Suisse AG	HSI R Bear CBBC Feb 2018 L	0.3100	30,600 per 10,000 units	30,400 per 10,000 units	2018/02/27	200,000,000	2017/09/05
65093	Credit Suisse AG	Tencent R Bull CBBC Jun 2018 P	0.2500	315.48 per 100 units	317.98 per 100 units	2018/06/14	50,000,000	2017/09/05
65097	Credit Suisse AG	Tencent R Bull CBBC Jun 2018 Q	0.2500	304.68 per 100 units	307.18 per 100 units	2018/06/29	50,000,000	2017/09/05
65028	The Bank of East Asia, Ltd.	China Shenhua R Bull CBBC Aug 2018 A	0.3500	18.1800	18.6800	2018/08/28	30,000,000	2017/09/05
65025	The Bank of East Asia, Ltd.	Tencent R Bull CBBC Jun 2018 X	0.2500	314.08 per 100 units	317.08 per 100 units	2018/06/20	40,000,000	2017/09/05
65024	The Bank of East Asia, Ltd.	Tencent R Bear CBBC Jun 2018 H	0.3500	331.88 per 100 units	328.88 per 100 units	2018/06/20	30,000,000	2017/09/05
64966	Goldman Sachs Structured Products (Asia) Ltd.	HSI R Bull CBBC Nov 2018 I	0.2500	27,700 per 10,000 units	27,800 per 10,000 units	2018/11/29	200,000,000	2017/09/05
65079	Goldman Sachs Structured Products (Asia) Ltd.	HSI R Bear CBBC Mar 2018 I	0.2500	28,050 per 10,000 units	27,950 per 10,000 units	2018/03/28	200,000,000	2017/09/05

Newly listed callable bull/bear contracts (continued)

Code	Issuer	Name of issue	Issue prices (HK\$)	Strike price (HKD)/Strike level per 10 units	Call price (HKD)/Call level per 10 units	Expiry date	No. of issue (units)	Listing date
65081	Goldman Sachs Structured Products (Asia) Ltd.	HSI R Bear CBBC Mar 2018 J	0.2500	27,950 per 12,000 units	27,800 per 12,000 units	2018/03/28	200,000,000	2017/09/05
65005	Hongkong and Shanghai Banking Corporation Ltd., The	AAC Tech R Bull CBBC Jul 2018 C	0.2500	125.88 per 100 units	129.88 per 100 units	2018/07/23	40,000,000	2017/09/05
65036	Hongkong and Shanghai Banking Corporation Ltd., The	AAC Tech R Bull CBBC Aug 2018 C	0.3000	116.88 per 100 units	120.88 per 100 units	2018/08/06	40,000,000	2017/09/05
65001	Hongkong and Shanghai Banking Corporation Ltd., The	ABC R Bull CBBC Aug 2018 E	0.2500	3.6000	3.6800	2018/08/06	80,000,000	2017/09/05
64992	Hongkong and Shanghai Banking Corporation Ltd., The	CUuni R Bear CBBC Apr 2018 B	0.2500	13.2800	13.0800	2018/04/09	40,000,000	2017/09/05
64994	Hongkong and Shanghai Banking Corporation Ltd., The	CNOOC R Bull CBBC Jul 2018 B	0.2500	8.9800	9.1800	2018/07/23	50,000,000	2017/09/05
64985	Hongkong and Shanghai Banking Corporation Ltd., The	Sinopec Corp R Bull CBBC Aug 2018 A	0.2500	5.5800	5.7300	2018/08/06	50,000,000	2017/09/05
65043	Hongkong and Shanghai Banking Corporation Ltd., The	Evergrande R Bull CBBC Aug 2018 A	0.6000	20.1000	21.0800	2018/08/13	40,000,000	2017/09/05
64986	Hongkong and Shanghai Banking Corporation Ltd., The	HKEX R Bull CBBC Jul 2018 R	0.2500	204.88 per 100 units	206.88 per 100 units	2018/07/23	50,000,000	2017/09/05
64987	Hongkong and Shanghai Banking Corporation Ltd., The	HKEX R Bull CBBC Jul 2018 S	0.2500	208.88 per 100 units	210.88 per 100 units	2018/07/16	50,000,000	2017/09/05
65010	Hongkong and Shanghai Banking Corporation Ltd., The	HSI R Bull CBBC Apr 2018 S	0.2500	27,148 per 15,000 units	27,298 per 15,000 units	2018/04/27	100,000,000	2017/09/05
65012	Hongkong and Shanghai Banking Corporation Ltd., The	HSI R Bull CBBC Apr 2018 T	0.2500	27,348 per 15,000 units	27,498 per 15,000 units	2018/04/27	100,000,000	2017/09/05
65013	Hongkong and Shanghai Banking Corporation Ltd., The	HSI R Bull CBBC Apr 2018 X	0.2500	27,548 per 15,000 units	27,698 per 15,000 units	2018/04/27	100,000,000	2017/09/05
65014	Hongkong and Shanghai Banking Corporation Ltd., The	HSI R Bear CBBC Mar 2018 F	0.2500	28,038 per 15,000 units	27,888 per 15,000 units	2018/03/28	100,000,000	2017/09/05
65016	Hongkong and Shanghai Banking Corporation Ltd., The	HSI R Bear CBBC Mar 2018 H	0.2500	28,138 per 15,000 units	27,988 per 15,000 units	2018/03/28	100,000,000	2017/09/05
64995	Hongkong and Shanghai Banking Corporation Ltd., The	Ping An R Bull CBBC Mar 2018 G	0.2500	60.68 per 100 units	61.38 per 100 units	2018/03/19	80,000,000	2017/09/05
64996	Hongkong and Shanghai Banking Corporation Ltd., The	Ping An R Bull CBBC Apr 2018 E	0.2500	57.68 per 100 units	58.38 per 100 units	2018/04/09	80,000,000	2017/09/05
65034	Hongkong and Shanghai Banking Corporation Ltd., The	Tencent R Bull CBBC Mar 2018 X	0.2500	317.78 per 100 units	319.78 per 100 units	2018/03/19	60,000,000	2017/09/05
65035	Hongkong and Shanghai Banking Corporation Ltd., The	Tencent R Bull CBBC Apr 2018 O	0.2500	312.88 per 100 units	314.88 per 100 units	2018/04/16	60,000,000	2017/09/05
64991	Hongkong and Shanghai Banking Corporation Ltd., The	Tencent R Bear CBBC Mar 2018 L	0.2500	328.38 per 100 units	325.88 per 100 units	2018/03/05	50,000,000	2017/09/05
64960	Haitong International Securities Co. Ltd.	AAC Tech R Bull CBBC Jul 2018 C	0.2500	116.80 per 100 units	120.80 per 100 units	2018/07/04	40,000,000	2017/09/05
64963	Haitong International Securities Co. Ltd.	AAC Tech R Bull CBBC Jul 2018 D	0.2500	126.80 per 100 units	130.80 per 100 units	2018/07/04	40,000,000	2017/09/05
64954	Haitong International Securities Co. Ltd.	Ping An R Bull CBBC Aug 2018 E	0.2500	60 per 100 units	60.80 per 100 units	2018/08/20	60,000,000	2017/09/05
64957	Haitong International Securities Co. Ltd.	Ping An R Bull CBBC Aug 2018 F	0.2500	58 per 100 units	58.80 per 100 units	2018/08/20	60,000,000	2017/09/05
64965	Haitong International Securities Co. Ltd.	Tencent R Bull CBBC Mar 2018 A	0.2500	309 per 100 units	311.80 per 100 units	2018/03/02	40,000,000	2017/09/05
65103	J.P. Morgan Structured Products B.V.	HSI R Bull CBBC Nov 2018 V	0.2500	27,500 per 10,000 units	27,700 per 10,000 units	2018/11/29	200,000,000	2017/09/05
65104	J.P. Morgan Structured Products B.V.	HSI R Bear CBBC Dec 2017 S	0.2500	28,000 per 10,000 units	27,800 per 10,000 units	2017/12/28	200,000,000	2017/09/05
65105	J.P. Morgan Structured Products B.V.	HSI R Bear CBBC Dec 2017 T	0.2500	28,148 per 10,000 units	28,048 per 10,000 units	2017/12/28	200,000,000	2017/09/05
65101	J.P. Morgan Structured Products B.V.	Tencent R Bull CBBC Jan 2018 N	0.2500	315.08 per 100 units	317.88 per 100 units	2018/01/19	60,000,000	2017/09/05
65102	J.P. Morgan Structured Products B.V.	Tencent R Bear CBBC Jan 2018 G	0.2500	324.88 per 100 units	322.08 per 100 units	2018/01/19	60,000,000	2017/09/05
65018	Macquarie Bank Ltd.	HKEX R Bull CBBC Jun 2018 H	0.4880	206.50 per 100 units	208.50 per 100 units	2018/06/27	21,000,000	2017/09/05
65019	Macquarie Bank Ltd.	HKEX R Bear CBBC Jun 2018 E	0.5180	219.50 per 100 units	217.50 per 100 units	2018/06/27	20,000,000	2017/09/05
65029	Macquarie Bank Ltd.	Tencent R Bull CBBC Apr 2018 D	0.6250	312.88 per 100 units	314.88 per 100 units	2018/04/30	16,000,000	2017/09/05
65031	Macquarie Bank Ltd.	Tencent R Bear CBBC Apr 2018 D	0.6250	322.88 per 100 units	320.18 per 100 units	2018/04/30	16,000,000	2017/09/05
65032	Macquarie Bank Ltd.	Tencent R Bear CBBC Apr 2018 E	0.6670	327.88 per 100 units	325.18 per 100 units	2018/04/30	15,000,000	2017/09/05
65078	SGA Societe Generale Acceptance N.V./SG Issuer	CUuni R Bull CBBC Jul 2018 A	0.2500	11.2800	11.4800	2018/07/10	40,000,000	2017/09/05
64968	SGA Societe Generale Acceptance N.V./SG Issuer	HKEX R Bull CBBC Jul 2018 A	0.2500	206 per 100 units	208 per 100 units	2018/07/19	50,000,000	2017/09/05
65077	SGA Societe Generale Acceptance N.V./SG Issuer	HSI R Bull CBBC Jan 2019 L	0.2500	27,558 per 12,000 units	27,658 per 12,000 units	2019/01/30	200,000,000	2017/09/05
65072	SGA Societe Generale Acceptance N.V./SG Issuer	HSI R Bear CBBC Jan 2018 T	0.2500	27,988 per 10,000 units	27,788 per 10,000 units	2018/01/30	200,000,000	2017/09/05
65073	SGA Societe Generale Acceptance N.V./SG Issuer	HSI R Bear CBBC Feb 2018 G	0.2500	27,938 per 12,000 units	27,838 per 12,000 units	2018/02/27	200,000,000	2017/09/05
65075	SGA Societe Generale Acceptance N.V./SG Issuer	HSI R Bear CBBC Feb 2018 H	0.2500	28,138 per 12,000 units	28,038 per 12,000 units	2018/02/27	200,000,000	2017/09/05
64971	SGA Societe Generale Acceptance N.V./SG Issuer	Ping An R Bull CBBC Apr 2018 D	0.2500	62.15 per 100 units	62.75 per 100 units	2018/04/10	100,000,000	2017/09/05
64977	SGA Societe Generale Acceptance N.V./SG Issuer	Tencent R Bull CBBC Feb 2018 U	0.2500	319.20 per 100 units	322 per 100 units	2018/02/23	80,000,000	2017/09/05

Newly listed callable bull/bear contracts (continued)

Code	Issuer	Name of issue	Issue prices (HK\$)	Strike price (HKD)/Strike level per 10 units	Call price (HKD)/Call level per 10 units	Expiry date	No. of issue (units)	Listing date
64981	SGA Societe Generale Acceptance N.V./SG Issuer	Tencent R Bull CBBC Mar 2018 V	0.2500	316.20 per 100 units	319 per 100 units	2018/03/26	80,000,000	2017/09/05
65059	UBS AG	HKEX R Bull CBBC Jun 2018 B	0.2500	208 per 100 units	210 per 100 units	2018/06/11	50,000,000	2017/09/05
65048	UBS AG	HSI R Bull CBBC Sep 2018 L	0.2500	27,400 per 12,000 units	27,600 per 12,000 units	2018/09/27	250,000,000	2017/09/05
65046	UBS AG	HSI R Bull CBBC Oct 2018 X	0.2500	27,650 per 10,000 units	27,750 per 10,000 units	2018/10/30	200,000,000	2017/09/05
65064	UBS AG	HSI R Bear CBBC Dec 2017 K	0.2500	27,964 per 12,000 units	27,764 per 12,000 units	2017/12/28	250,000,000	2017/09/05
65070	UBS AG	HSI R Bear CBBC Dec 2017 O	0.2500	28,100 per 12,000 units	27,900 per 12,000 units	2017/12/28	250,000,000	2017/09/05
65071	UBS AG	HSI R Bear CBBC Dec 2017 P	0.2500	28,250 per 12,000 units	28,050 per 12,000 units	2017/12/28	250,000,000	2017/09/05
65062	UBS AG	HSI R Bear CBBC Jan 2018 B	0.2650	30,400 per 10,000 units	30,300 per 10,000 units	2018/01/30	200,000,000	2017/09/05
65052	UBS AG	Tencent R Bull CBBC Jan 2018 J	0.2500	315.48 per 100 units	317.98 per 100 units	2018/01/15	50,000,000	2017/09/05
65057	UBS AG	Tencent R Bull CBBC Apr 2018 D	0.2500	320.18 per 100 units	322.98 per 100 units	2018/04/16	50,000,000	2017/09/05
65108	UBS AG	Tencent R Bear CBBC Feb 2018 F	0.2500	330.80 per 100 units	328 per 100 units	2018/02/12	50,000,000	2017/09/05
65106	UBS AG	Tencent R Bear CBBC Mar 2018 A	0.2500	336.80 per 100 units	334 per 100 units	2018/03/19	50,000,000	2017/09/05
65120	BNP Paribas Issuance B.V.	HSCEI R Bull CBBC Aug 2018 W	0.2500	11,100 per 10,000 units	11,200 per 10,000 units	2018/08/30	100,000,000	2017/09/06
65138	BNP Paribas Issuance B.V.	HSI R Bear CBBC Mar 2018 O	0.2500	28,300 per 10,000 units	28,100 per 10,000 units	2018/03/28	250,000,000	2017/09/06
65113	BNP Paribas Issuance B.V.	Tencent R Bull CBBC Aug 2018 F	0.2500	318 per 100 units	320 per 100 units	2018/08/30	50,000,000	2017/09/06
65119	BNP Paribas Issuance B.V.	Tencent R Bear CBBC Apr 2018 Q	0.2500	332 per 100 units	330 per 100 units	2018/04/27	50,000,000	2017/09/06
65207	Credit Suisse AG	CM Bank R Bull CBBC Nov 2018 A	0.2500	28.48 per 100 units	28.88 per 100 units	2018/11/02	70,000,000	2017/09/06
65229	Credit Suisse AG	Galaxy Ent R Bull CBBC Jun 2018 B	0.2500	47.28 per 100 units	48.08 per 100 units	2018/06/15	50,000,000	2017/09/06
65237	Credit Suisse AG	HSBC R Bull CBBC Jul 2018 C	0.2500	75.18 per 100 units	76.18 per 100 units	2018/07/11	70,000,000	2017/09/06
65228	Credit Suisse AG	HSBC R Bear CBBC Apr 2018 B	1.9500	94.9800	92.9800	2018/04/25	50,000,000	2017/09/06
65230	Credit Suisse AG	HSCEI R Bull CBBC Apr 2018 L	0.2500	11,178 per 10,000 units	11,278 per 10,000 units	2018/04/27	120,000,000	2017/09/06
65233	Credit Suisse AG	HSCEI R Bear CBBC Jan 2018 G	0.2500	12,258 per 10,000 units	12,158 per 10,000 units	2018/01/30	150,000,000	2017/09/06
65209	Credit Suisse AG	HSI R Bull CBBC May 2018 I	0.2500	27,800 per 12,000 units	27,950 per 12,000 units	2018/05/30	200,000,000	2017/09/06
65234	Credit Suisse AG	HSI R Bull CBBC May 2018 J	0.2500	27,994 per 10,000 units	28,094 per 10,000 units	2018/05/30	200,000,000	2017/09/06
65208	Credit Suisse AG	HSI R Bear CBBC Dec 2017 V	0.2500	28,300 per 10,000 units	28,100 per 10,000 units	2017/12/28	200,000,000	2017/09/06
65200	Credit Suisse AG	HSI R Bear CBBC Jan 2018 T	0.2500	28,100 per 12,000 units	27,950 per 12,000 units	2018/01/30	200,000,000	2017/09/06
65211	Credit Suisse AG	HSI R Bear CBBC Jan 2018 U	0.2500	30,250 per 12,000 units	30,050 per 12,000 units	2018/01/30	200,000,000	2017/09/06
65215	Credit Suisse AG	HSI R Bear CBBC Jan 2018 V	0.2500	30,350 per 12,000 units	30,150 per 12,000 units	2018/01/30	200,000,000	2017/09/06
65216	Credit Suisse AG	HSI R Bear CBBC Jan 2018 W	0.2500	30,450 per 12,000 units	30,250 per 12,000 units	2018/01/30	200,000,000	2017/09/06
65218	Credit Suisse AG	HSI R Bear CBBC Jan 2018 X	0.2500	30,550 per 12,000 units	30,350 per 12,000 units	2018/01/30	200,000,000	2017/09/06
65219	Credit Suisse AG	HSI R Bear CBBC Jan 2018 Y	0.2500	30,650 per 12,000 units	30,450 per 12,000 units	2018/01/30	200,000,000	2017/09/06
65203	Credit Suisse AG	HSI R Bear CBBC Feb 2018 M	0.2500	27,908 per 10,000 units	27,808 per 10,000 units	2018/02/27	200,000,000	2017/09/06
65220	Credit Suisse AG	HSI R Bear CBBC Feb 2018 N	0.2900	30,800 per 10,000 units	30,600 per 10,000 units	2018/02/27	200,000,000	2017/09/06
65221	Credit Suisse AG	HSI R Bear CBBC Feb 2018 O	0.3000	30,900 per 10,000 units	30,700 per 10,000 units	2018/02/27	200,000,000	2017/09/06
65222	Credit Suisse AG	HSI R Bear CBBC Feb 2018 P	0.3200	31,100 per 10,000 units	30,900 per 10,000 units	2018/02/27	200,000,000	2017/09/06
65223	Credit Suisse AG	HSI R Bear CBBC Feb 2018 Q	0.3300	31,200 per 10,000 units	31,000 per 10,000 units	2018/02/27	200,000,000	2017/09/06
65224	Credit Suisse AG	HSI R Bear CBBC Feb 2018 R	0.3500	31,400 per 10,000 units	31,200 per 10,000 units	2018/02/27	200,000,000	2017/09/06
65226	Credit Suisse AG	HSI R Bear CBBC Feb 2018 S	0.3800	31,700 per 10,000 units	31,500 per 10,000 units	2018/02/27	200,000,000	2017/09/06
65171	The Bank of East Asia, Ltd.	Tencent R Bull CBBC Jun 2018 Y	0.2500	318.28 per 100 units	321.28 per 100 units	2018/06/20	40,000,000	2017/09/06
65172	The Bank of East Asia, Ltd.	Tencent R Bull CBBC Jun 2018 Z	0.2500	323.28 per 100 units	326.28 per 100 units	2018/06/20	40,000,000	2017/09/06
65174	Goldman Sachs Structured Products (Asia) Ltd.	HSI R Bull CBBC Nov 2018 J	0.2500	27,750 per 12,000 units	27,900 per 12,000 units	2018/11/29	200,000,000	2017/09/06
65176	Goldman Sachs Structured Products (Asia) Ltd.	HSI R Bull CBBC Nov 2018 K	0.2500	27,994 per 10,000 units	28,094 per 10,000 units	2018/11/29	200,000,000	2017/09/06
65112	Goldman Sachs Structured Products (Asia) Ltd.	HSI R Bear CBBC Mar 2018 K	0.2500	28,050 per 12,000 units	27,900 per 12,000 units	2018/03/28	200,000,000	2017/09/06

Newly listed callable bull/bear contracts (continued)

Code	Issuer	Name of issue	Issue prices (HK\$)	Strike price (HKD)/Strike level per 10 units	Call price (HKD)/Call level per 10 units	Expiry date	No. of issue (units)	Listing date
65139	Goldman Sachs Structured Products (Asia) Ltd.	HSI R Bear CBBC Mar 2018 L	0.2500	28,200 per 12,000 units	28,100 per 12,000 units	2018/03/28	200,000,000	2017/09/06
65124	Hongkong and Shanghai Banking Corporation Ltd., The	BOCL R Bull CBBC Aug 2018 F	0.2500	4.0000	4.0800	2018/08/27	80,000,000	2017/09/06
65150	Hongkong and Shanghai Banking Corporation Ltd., The	BOCL R Bear CBBC Apr 2018 D	0.2500	4.9600	4.8800	2018/04/09	40,000,000	2017/09/06
65125	Hongkong and Shanghai Banking Corporation Ltd., The	CUni R Bull CBBC Aug 2018 C	0.2500	10.8800	11.0800	2018/08/06	40,000,000	2017/09/06
65137	Hongkong and Shanghai Banking Corporation Ltd., The	CC Bank R Bear CBBC Apr 2018 D	0.2500	8.0800	7.9800	2018/04/09	40,000,000	2017/09/06
65123	Hongkong and Shanghai Banking Corporation Ltd., The	China Shenhua R Bull CBBC Aug 2018 C	0.2500	18.6800	19.1800	2018/08/13	40,000,000	2017/09/06
65135	Hongkong and Shanghai Banking Corporation Ltd., The	HSCEI R Bull CBBC Apr 2018 H	0.2500	11,138 per 10,000 units	11,238 per 10,000 units	2018/04/27	60,000,000	2017/09/06
65152	Hongkong and Shanghai Banking Corporation Ltd., The	HSCEI R Bear CBBC Sep 2018 A	0.2500	12,688 per 10,000 units	12,588 per 10,000 units	2018/09/27	50,000,000	2017/09/06
65126	Hongkong and Shanghai Banking Corporation Ltd., The	HSI R Bull CBBC Apr 2018 E	0.2500	26,948 per 15,000 units	27,098 per 15,000 units	2018/04/27	100,000,000	2017/09/06
65128	Hongkong and Shanghai Banking Corporation Ltd., The	HSI R Bull CBBC Apr 2018 F	0.2500	27,698 per 20,000 units	27,898 per 20,000 units	2018/04/27	150,000,000	2017/09/06
65162	Hongkong and Shanghai Banking Corporation Ltd., The	HSI R Bull CBBC Apr 2018 Y	0.2500	27,648 per 15,000 units	27,798 per 15,000 units	2018/04/27	100,000,000	2017/09/06
65163	Hongkong and Shanghai Banking Corporation Ltd., The	HSI R Bull CBBC Apr 2018 Z	0.2500	27,848 per 15,000 units	27,998 per 15,000 units	2018/04/27	100,000,000	2017/09/06
65131	Hongkong and Shanghai Banking Corporation Ltd., The	HSI R Bear CBBC Aug 2018 M	0.2500	29,938 per 15,000 units	29,788 per 15,000 units	2018/08/30	100,000,000	2017/09/06
65133	Hongkong and Shanghai Banking Corporation Ltd., The	HSI R Bear CBBC Aug 2018 N	0.2500	30,038 per 15,000 units	29,888 per 15,000 units	2018/08/30	100,000,000	2017/09/06
65142	Hongkong and Shanghai Banking Corporation Ltd., The	HSI R Bear CBBC Sep 2018 B	0.2500	30,138 per 15,000 units	29,988 per 15,000 units	2018/09/27	100,000,000	2017/09/06
65149	Hongkong and Shanghai Banking Corporation Ltd., The	HSI R Bear CBBC Sep 2018 C	0.2500	31,538 per 20,000 units	31,338 per 20,000 units	2018/09/27	150,000,000	2017/09/06
65146	Hongkong and Shanghai Banking Corporation Ltd., The	ICBC R Bear CBBC Apr 2018 B	0.2500	7.0800	6.9800	2018/04/09	40,000,000	2017/09/06
65136	Hongkong and Shanghai Banking Corporation Ltd., The	Tencent R Bull CBBC Apr 2018 P	0.2500	314.88 per 100 units	316.88 per 100 units	2018/04/23	60,000,000	2017/09/06
65161	Hongkong and Shanghai Banking Corporation Ltd., The	Tencent R Bull CBBC Apr 2018 Q	0.2500	324.58 per 100 units	326.58 per 100 units	2018/04/09	60,000,000	2017/09/06
65183	J.P. Morgan Structured Products B.V.	HSI R Bull CBBC Sep 2018 B	0.2500	27,894 per 10,000 units	28,094 per 10,000 units	2018/09/27	200,000,000	2017/09/06
65184	J.P. Morgan Structured Products B.V.	HSI R Bull CBBC Nov 2018 W	0.2500	27,700 per 10,000 units	27,900 per 10,000 units	2018/11/29	200,000,000	2017/09/06
65180	J.P. Morgan Structured Products B.V.	HSI R Bull CBBC Dec 2018 J	0.2500	27,658 per 10,000 units	27,758 per 10,000 units	2018/12/28	200,000,000	2017/09/06
65177	J.P. Morgan Structured Products B.V.	HSI R Bear CBBC Dec 2017 U	0.2500	28,100 per 10,000 units	27,900 per 10,000 units	2017/12/28	200,000,000	2017/09/06
65181	J.P. Morgan Structured Products B.V.	HSI R Bear CBBC Dec 2017 V	0.2500	28,300 per 10,000 units	28,100 per 10,000 units	2017/12/28	200,000,000	2017/09/06
65188	J.P. Morgan Structured Products B.V.	Tencent R Bull CBBC Dec 2017 H	0.2500	312.08 per 100 units	314.88 per 100 units	2017/12/15	60,000,000	2017/09/06
65198	J.P. Morgan Structured Products B.V.	Tencent R Bull CBBC Dec 2017 N	0.2500	321.08 per 100 units	323.88 per 100 units	2017/12/15	60,000,000	2017/09/06
65141	Macquarie Bank Ltd.	Tencent R Bull CBBC Apr 2018 E	0.6250	317.88 per 100 units	319.88 per 100 units	2018/04/30	16,000,000	2017/09/06
65283	SGA Societe Generale Acceptance N.V./SG Issuer	HKEX R Bull CBBC Jul 2018 B	0.2500	210 per 100 units	212 per 100 units	2018/07/09	50,000,000	2017/09/06
65284	SGA Societe Generale Acceptance N.V./SG Issuer	HSBC R Bull CBBC Apr 2018 F	0.2500	72.85 per 100 units	73.85 per 100 units	2018/04/20	100,000,000	2017/09/06
65278	SGA Societe Generale Acceptance N.V./SG Issuer	HSI R Bull CBBC Feb 2019 B	0.2500	27,958 per 12,000 units	28,058 per 12,000 units	2019/02/27	200,000,000	2017/09/06
65282	SGA Societe Generale Acceptance N.V./SG Issuer	HSI R Bull CBBC Mar 2019 K	0.2500	27,908 per 10,000 units	28,008 per 10,000 units	2019/03/28	200,000,000	2017/09/06
65247	SGA Societe Generale Acceptance N.V./SG Issuer	HSI R Bear CBBC Dec 2017 D	0.2500	29,538 per 12,000 units	29,438 per 12,000 units	2017/12/28	200,000,000	2017/09/06
65259	SGA Societe Generale Acceptance N.V./SG Issuer	HSI R Bear CBBC Dec 2017 J	0.2500	29,788 per 10,000 units	29,688 per 10,000 units	2017/12/28	200,000,000	2017/09/06
65263	SGA Societe Generale Acceptance N.V./SG Issuer	HSI R Bear CBBC Jan 2018 U	0.2500	28,238 per 10,000 units	28,138 per 10,000 units	2018/01/30	200,000,000	2017/09/06
65267	SGA Societe Generale Acceptance N.V./SG Issuer	HSI R Bear CBBC Jan 2018 V	0.2500	29,338 per 12,000 units	29,238 per 12,000 units	2018/01/30	200,000,000	2017/09/06
65269	SGA Societe Generale Acceptance N.V./SG Issuer	HSI R Bear CBBC Jan 2018 W	0.2500	30,038 per 12,000 units	29,938 per 12,000 units	2018/01/30	200,000,000	2017/09/06
65272	SGA Societe Generale Acceptance N.V./SG Issuer	HSI R Bear CBBC Feb 2018 I	0.2500	28,288 per 12,000 units	28,188 per 12,000 units	2018/02/27	200,000,000	2017/09/06
65277	SGA Societe Generale Acceptance N.V./SG Issuer	HSI R Bear CBBC Feb 2018 J	0.2500	29,438 per 12,000 units	29,338 per 12,000 units	2018/02/27	200,000,000	2017/09/06
65166	UBS AG	HSI R Bull CBBC Oct 2018 Y	0.2500	27,994 per 10,000 units	28,094 per 10,000 units	2018/10/30	200,000,000	2017/09/06
65169	UBS AG	HSI R Bull CBBC Oct 2018 Z	0.2500	27,750 per 12,000 units	27,950 per 12,000 units	2018/10/30	250,000,000	2017/09/06
65165	UBS AG	HSI R Bear CBBC Dec 2017 R	0.2500	28,150 per 12,000 units	27,950 per 12,000 units	2017/12/28	250,000,000	2017/09/06
65170	UBS AG	Tencent R Bull CBBC Feb 2018 K	0.2500	324 per 100 units	326.50 per 100 units	2018/02/12	50,000,000	2017/09/06
65377	Credit Suisse AG	China Shenhua R Bull CBBC Sep 2018 A	0.2800	17.4800	17.9800	2018/09/14	40,000,000	2017/09/07

Newly listed callable bull/bear contracts (continued)

Code	Issuer	Name of issue	Issue prices (HK\$)	Strike price (HKD)/Strike level per 10 units	Call price (HKD)/Call level per 10 units	Expiry date	No. of issue (units)	Listing date
65381	Credit Suisse AG	China Shenhua R Bull CBBC Sep 2018 B	0.2500	18.7800	19.2800	2018/09/21	40,000,000	2017/09/07
65382	Credit Suisse AG	Galaxy Ent R Bull CBBC Jun 2018 C	0.2500	45.78 per 100 units	46.58 per 100 units	2018/06/22	50,000,000	2017/09/07
65350	Credit Suisse AG	HSI R Bull CBBC May 2018 K	0.2500	27,900 per 12,000 units	28,050 per 12,000 units	2018/05/30	200,000,000	2017/09/07
65352	Credit Suisse AG	HSI R Bull CBBC Sep 2018 Y	0.2500	27,700 per 10,000 units	27,900 per 10,000 units	2018/09/27	200,000,000	2017/09/07
65373	Credit Suisse AG	HSI R Bear CBBC Jan 2018 H	0.2700	30,950 per 12,000 units	30,750 per 12,000 units	2018/01/30	200,000,000	2017/09/07
65365	Credit Suisse AG	HSI R Bear CBBC Jan 2018 K	0.2600	30,850 per 12,000 units	30,650 per 12,000 units	2018/01/30	200,000,000	2017/09/07
65374	Credit Suisse AG	HSI R Bear CBBC Jan 2018 L	0.2800	31,050 per 12,000 units	30,850 per 12,000 units	2018/01/30	200,000,000	2017/09/07
65376	Credit Suisse AG	HSI R Bear CBBC Jan 2018 O	0.2900	31,150 per 12,000 units	30,950 per 12,000 units	2018/01/30	200,000,000	2017/09/07
65364	Credit Suisse AG	HSI R Bear CBBC Jan 2018 Z	0.2500	30,750 per 12,000 units	30,550 per 12,000 units	2018/01/30	200,000,000	2017/09/07
65355	Credit Suisse AG	HSI R Bear CBBC Feb 2018 T	0.2500	28,078 per 10,000 units	27,978 per 10,000 units	2018/02/27	200,000,000	2017/09/07
65383	Credit Suisse AG	Tencent R Bull CBBC Jun 2018 R	0.2500	326.48 per 100 units	328.98 per 100 units	2018/06/13	50,000,000	2017/09/07
65347	Goldman Sachs Structured Products (Asia) Ltd.	HSI R Bull CBBC Dec 2018 H	0.2500	27,600 per 12,000 units	27,750 per 12,000 units	2018/12/28	200,000,000	2017/09/07
65349	Goldman Sachs Structured Products (Asia) Ltd.	HSI R Bull CBBC Dec 2018 I	0.2500	27,850 per 10,000 units	27,950 per 10,000 units	2018/12/28	200,000,000	2017/09/07
65295	Hongkong and Shanghai Banking Corporation Ltd., The	AAC Tech R Bull CBBC Aug 2018 D	0.2500	134.88 per 100 units	138.88 per 100 units	2018/08/13	40,000,000	2017/09/07
65292	Hongkong and Shanghai Banking Corporation Ltd., The	CM Bank R Bull CBBC May 2018 A	0.2500	27.9800	28.3800	2018/05/07	40,000,000	2017/09/07
65309	Hongkong and Shanghai Banking Corporation Ltd., The	CSOP A50 ETF R Bull CBBC Apr 2018 E	0.2500	14.1600	14.2600	2018/04/30	50,000,000	2017/09/07
65291	Hongkong and Shanghai Banking Corporation Ltd., The	CSOP A50 ETF R Bear CBBC Apr 2018 A	0.2500	15.7800	15.6800	2018/04/09	40,000,000	2017/09/07
65290	Hongkong and Shanghai Banking Corporation Ltd., The	Galaxy Ent R Bull CBBC Jun 2018 B	0.2500	46.58 per 100 units	47.38 per 100 units	2018/06/25	80,000,000	2017/09/07
65294	Hongkong and Shanghai Banking Corporation Ltd., The	HS H-SH ETF R Bull CBBC Apr 2018 B	0.2500	109.88 per 100 units	110.88 per 100 units	2018/04/16	50,000,000	2017/09/07
65301	Hongkong and Shanghai Banking Corporation Ltd., The	HSCEI R Bear CBBC Mar 2018 E	0.2500	11,488 per 10,000 units	11,388 per 10,000 units	2018/03/28	50,000,000	2017/09/07
65308	Hongkong and Shanghai Banking Corporation Ltd., The	HSI R Bear CBBC Mar 2018 G	0.2500	28,238 per 15,000 units	28,088 per 15,000 units	2018/03/28	100,000,000	2017/09/07
65289	Hongkong and Shanghai Banking Corporation Ltd., The	SHK Ppt R Bull CBBC Jun 2018 B	0.2500	120.38 per 100 units	121.88 per 100 units	2018/06/25	40,000,000	2017/09/07
65298	Hongkong and Shanghai Banking Corporation Ltd., The	Tencent R Bull CBBC Mar 2018 Y	0.2500	326.78 per 100 units	328.78 per 100 units	2018/03/05	60,000,000	2017/09/07
65316	Haitong International Securities Co. Ltd.	Evergrande R Bull CBBC Apr 2018 A	0.3090	21.8000	22.8000	2018/04/27	40,000,000	2017/09/07
65313	Haitong International Securities Co. Ltd.	Evergrande R Bull CBBC Jul 2018 A	0.4140	20.8000	21.8000	2018/07/25	40,000,000	2017/09/07
65314	Haitong International Securities Co. Ltd.	Evergrande R Bull CBBC Jul 2018 B	0.5130	19.8000	20.8000	2018/07/24	40,000,000	2017/09/07
65320	Haitong International Securities Co. Ltd.	HSBC R Bull CBBC Jul 2018 B	0.2500	73.58 per 100 units	74.80 per 100 units	2018/07/05	60,000,000	2017/09/07
65323	Haitong International Securities Co. Ltd.	Sunny Optical R Bull CBBC Apr 2018 A	0.2500	102.80 per 100 units	106.80 per 100 units	2018/04/25	40,000,000	2017/09/07
65319	Haitong International Securities Co. Ltd.	Tencent R Bull CBBC Jun 2018 G	0.2500	314 per 100 units	316.80 per 100 units	2018/06/25	40,000,000	2017/09/07
65385	J.P. Morgan Structured Products B.V.	HSI R Bull CBBC Dec 2018 K	0.2500	27,858 per 10,000 units	27,958 per 10,000 units	2018/12/28	200,000,000	2017/09/07
65388	J.P. Morgan Structured Products B.V.	Tencent R Bull CBBC Jan 2018 O	0.2500	318.08 per 100 units	320.88 per 100 units	2018/01/19	60,000,000	2017/09/07
65310	Macquarie Bank Ltd.	Tencent R Bull CBBC Apr 2018 F	0.6250	322.88 per 100 units	324.88 per 100 units	2018/04/30	16,000,000	2017/09/07
65312	Macquarie Bank Ltd.	Tencent R Bear CBBC Apr 2018 F	0.6250	332.88 per 100 units	330.18 per 100 units	2018/04/30	16,000,000	2017/09/07
65391	SGA Societe Generale Acceptance N.V./SG Issuer	HSI R Bull CBBC Mar 2019 L	0.2500	27,808 per 10,000 units	27,908 per 10,000 units	2019/03/28	200,000,000	2017/09/07
65390	SGA Societe Generale Acceptance N.V./SG Issuer	HSI R Bear CBBC Dec 2017 C	0.2500	28,188 per 10,000 units	28,088 per 10,000 units	2017/12/28	200,000,000	2017/09/07
65392	SGA Societe Generale Acceptance N.V./SG Issuer	Tencent R Bull CBBC Jan 2018 X	0.2500	313.20 per 100 units	316 per 100 units	2018/01/25	80,000,000	2017/09/07
65397	SGA Societe Generale Acceptance N.V./SG Issuer	Tencent R Bull CBBC Feb 2018 V	0.2500	326 per 100 units	328.80 per 100 units	2018/02/22	80,000,000	2017/09/07
65398	SGA Societe Generale Acceptance N.V./SG Issuer	Tencent R Bull CBBC Mar 2018 W	0.2500	320.80 per 100 units	323.60 per 100 units	2018/03/29	80,000,000	2017/09/07
65336	UBS AG	CC Bank R Bull CBBC Aug 2018 D	0.2500	6.2800	6.3800	2018/08/13	60,000,000	2017/09/07
65337	UBS AG	HSBC R Bull CBBC Aug 2018 B	0.2500	73.78 per 100 units	74.98 per 100 units	2018/08/20	60,000,000	2017/09/07
65341	UBS AG	HSCEI R Bear CBBC Jan 2018 A	0.2500	12,488 per 10,000 units	12,388 per 10,000 units	2018/01/30	100,000,000	2017/09/07
65334	UBS AG	HSI R Bull CBBC Sep 2018 M	0.2500	27,700 per 12,000 units	27,900 per 12,000 units	2018/09/27	250,000,000	2017/09/07
65332	UBS AG	HSI R Bull CBBC Nov 2018 W	0.2500	27,850 per 12,000 units	28,050 per 12,000 units	2018/11/29	250,000,000	2017/09/07

Newly listed callable bull/bear contracts (continued)

Code	Issuer	Name of issue	Issue prices (HK\$)	Strike price (HKD)/Strike level per 10 units	Call price (HKD)/Call level per 10 units	Expiry date	No. of issue (units)	Listing date
65342	UBS AG	HSI R Bear CBBC Dec 2017 L	0.2500	28,130 per 12,000 units	27,930 per 12,000 units	2017/12/28	250,000,000	2017/09/07
65343	UBS AG	HSI R Bear CBBC Dec 2017 S	0.2500	28,300 per 12,000 units	28,100 per 12,000 units	2017/12/28	250,000,000	2017/09/07
65344	UBS AG	HSI R Bear CBBC Jan 2018 C	0.2500	29,350 per 12,000 units	29,150 per 12,000 units	2018/01/30	250,000,000	2017/09/07
65471	Credit Suisse AG	Galaxy Ent R Bull CBBC Jul 2018 A	0.2500	50.08 per 100 units	50.88 per 100 units	2018/07/20	70,000,000	2017/09/08
65476	Credit Suisse AG	Galaxy Ent R Bear CBBC Jun 2018 B	0.2500	57.78 per 100 units	56.98 per 100 units	2018/06/22	100,000,000	2017/09/08
65473	Credit Suisse AG	Galaxy Ent R Bear CBBC Jul 2018 A	0.2500	62.58 per 100 units	61.68 per 100 units	2018/07/27	100,000,000	2017/09/08
65467	Credit Suisse AG	HSI R Bull CBBC May 2018 L	0.2500	27,828 per 10,000 units	27,928 per 10,000 units	2018/05/30	150,000,000	2017/09/08
65466	Credit Suisse AG	HSI R Bear CBBC Dec 2017 A	0.2500	28,238 per 10,000 units	28,038 per 10,000 units	2017/12/28	200,000,000	2017/09/08
65468	Credit Suisse AG	HSI R Bear CBBC Dec 2017 Z	0.2500	28,378 per 12,000 units	28,228 per 12,000 units	2017/12/28	200,000,000	2017/09/08
65470	Credit Suisse AG	HSI R Bear CBBC Feb 2018 U	0.2500	30,328 per 10,000 units	30,228 per 10,000 units	2018/02/27	150,000,000	2017/09/08
65472	Credit Suisse AG	Tencent R Bull CBBC Jul 2018 A	0.2500	324.18 per 100 units	326.68 per 100 units	2018/07/19	50,000,000	2017/09/08
65403	The Bank of East Asia, Ltd.	Galaxy Ent R Bull CBBC Jun 2018 D	0.6500	47.4800	48.2800	2018/06/28	16,000,000	2017/09/08
65404	The Bank of East Asia, Ltd.	Galaxy Ent R Bull CBBC Jun 2018 E	0.6500	49.2800	50.0800	2018/06/28	16,000,000	2017/09/08
65407	The Bank of East Asia, Ltd.	HSBC Holdings R Bull CBBC Apr 2018 A	0.2500	74.88 per 100 units	76.08 per 100 units	2018/04/27	60,000,000	2017/09/08
65405	The Bank of East Asia, Ltd.	Tencent R Bull CBBC Jun 2018 A	0.2500	327.28 per 100 units	330.28 per 100 units	2018/06/28	40,000,000	2017/09/08
65457	Goldman Sachs Structured Products (Asia) Ltd.	HSI R Bear CBBC Mar 2018 M	0.2500	28,150 per 10,000 units	28,050 per 10,000 units	2018/03/28	200,000,000	2017/09/08
65402	Goldman Sachs Structured Products (Asia) Ltd.	Tencent R Bull CBBC Apr 2018 A	0.3160	298 per 100 units	300 per 100 units	2018/04/27	50,000,000	2017/09/08
65409	Hongkong and Shanghai Banking Corporation Ltd., The	Geely Auto R Bull CBBC Apr 2018 F	0.2500	18.5800	18.9800	2018/04/09	40,000,000	2017/09/08
65411	Hongkong and Shanghai Banking Corporation Ltd., The	Galaxy Ent R Bull CBBC Jun 2018 C	0.2500	48.58 per 100 units	49.38 per 100 units	2018/06/11	80,000,000	2017/09/08
65413	Hongkong and Shanghai Banking Corporation Ltd., The	HKEX R Bull CBBC Aug 2018 A	0.2500	212.88 per 100 units	214.88 per 100 units	2018/08/06	50,000,000	2017/09/08
65419	Hongkong and Shanghai Banking Corporation Ltd., The	HSI R Bear CBBC Aug 2018 O	0.2500	30,238 per 15,000 units	30,088 per 15,000 units	2018/08/30	100,000,000	2017/09/08
65417	Hongkong and Shanghai Banking Corporation Ltd., The	HSI R Bear CBBC Sep 2018 D	0.2500	31,138 per 20,000 units	30,938 per 20,000 units	2018/09/27	150,000,000	2017/09/08
65412	Hongkong and Shanghai Banking Corporation Ltd., The	Sands China R Bull CBBC Apr 2018 D	0.2500	33.58 per 100 units	34.38 per 100 units	2018/04/30	80,000,000	2017/09/08
65414	Hongkong and Shanghai Banking Corporation Ltd., The	Sunny Optical R Bull CBBC Apr 2018 A	0.2500	106.88 per 100 units	110.88 per 100 units	2018/04/09	40,000,000	2017/09/08
65447	J.P. Morgan Structured Products B.V.	AIA R Bull CBBC Mar 2018 A	0.2500	56.28 per 100 units	56.88 per 100 units	2018/03/16	100,000,000	2017/09/08
65439	J.P. Morgan Structured Products B.V.	China Life R Bull CBBC Feb 2018 F	0.2500	22.8800	23.2800	2018/02/15	40,000,000	2017/09/08
65450	J.P. Morgan Structured Products B.V.	China Life R Bear CBBC Mar 2018 A	0.2500	26.7800	26.2800	2018/03/16	40,000,000	2017/09/08
65459	J.P. Morgan Structured Products B.V.	Geely Auto R Bull CBBC Apr 2018 B	0.2500	17.8800	18.2800	2018/04/20	40,000,000	2017/09/08
65435	J.P. Morgan Structured Products B.V.	Galaxy Ent R Bull CBBC Apr 2018 A	0.2500	48.08 per 100 units	48.88 per 100 units	2018/04/20	100,000,000	2017/09/08
65452	J.P. Morgan Structured Products B.V.	Galaxy Ent R Bear CBBC Feb 2018 B	0.2500	56.88 per 100 units	56.08 per 100 units	2018/02/15	100,000,000	2017/09/08
65448	J.P. Morgan Structured Products B.V.	Ping An R Bear CBBC Mar 2018 A	0.2500	66.68 per 100 units	65.88 per 100 units	2018/03/16	100,000,000	2017/09/08
65430	Macquarie Bank Ltd.	HKEX R Bull CBBC Jun 2018 I	0.5210	210.50 per 100 units	212.50 per 100 units	2018/06/27	20,000,000	2017/09/08
65420	Macquarie Bank Ltd.	HSI R Bull CBBC Sep 2018 K	0.2500	26,858 per 10,000 units	27,008 per 10,000 units	2018/09/27	40,000,000	2017/09/08
65425	Macquarie Bank Ltd.	HSI R Bull CBBC Sep 2018 L	0.2500	26,958 per 10,000 units	27,108 per 10,000 units	2018/09/27	40,000,000	2017/09/08
65426	Macquarie Bank Ltd.	HSI R Bull CBBC Sep 2018 M	0.2500	27,058 per 10,000 units	27,208 per 10,000 units	2018/09/27	40,000,000	2017/09/08
65427	Macquarie Bank Ltd.	HSI R Bull CBBC Sep 2018 N	0.2500	27,158 per 10,000 units	27,308 per 10,000 units	2018/09/27	40,000,000	2017/09/08
65428	Macquarie Bank Ltd.	HSI R Bull CBBC Sep 2018 O	0.2500	27,258 per 10,000 units	27,408 per 10,000 units	2018/09/27	40,000,000	2017/09/08
65481	SGA Societe Generale Acceptance N.V./SG Issuer	HSI R Bull CBBC Feb 2019 C	0.2500	27,758 per 10,000 units	27,858 per 10,000 units	2019/02/27	200,000,000	2017/09/08
65477	SGA Societe Generale Acceptance N.V./SG Issuer	HSI R Bear CBBC Feb 2018 K	0.2500	28,088 per 12,000 units	27,988 per 12,000 units	2018/02/27	200,000,000	2017/09/08
65483	SGA Societe Generale Acceptance N.V./SG Issuer	Tencent R Bull CBBC Apr 2018 I	0.2500	317.80 per 100 units	320.60 per 100 units	2018/04/26	80,000,000	2017/09/08
65434	UBS AG	CSOP A50 ETF R Bull CBBC Apr 2018 A	0.2500	13.7800	13.8800	2018/04/16	50,000,000	2017/09/08
65433	UBS AG	HSI R Bull CBBC Aug 2018 F	0.2500	27,857 per 12,000 units	28,057 per 12,000 units	2018/08/30	250,000,000	2017/09/08
65432	UBS AG	HSI R Bear CBBC Jan 2018 D	0.2500	28,188 per 12,000 units	27,988 per 12,000 units	2018/01/30	250,000,000	2017/09/08

Newly listed callable bull/bear contracts (continued)

Code	Issuer	Name of issue	Issue prices (HK\$)	Strike price (HKD)/Strike level per 10 units	Call price (HKD)/Call level per 10 units	Expiry date	No. of issue (units)	Listing date
65488	BNP Paribas Issuance B.V.	CSOP A50 ETF R Bull CBBC Jun 18A	0.2500	13.8000	14.0000	2018/06/28	60,000,000	2017/09/11
65489	BNP Paribas Issuance B.V.	HSCEI R Bear CBBC Feb 2018 U	0.2500	11,500 per 10,000 units	11,400 per 10,000 units	2018/02/27	100,000,000	2017/09/11
65508	BNP Paribas Issuance B.V.	HSI R Bull CBBC Sep 2018 U	0.2500	27,500 per 10,000 units	27,700 per 10,000 units	2018/09/27	250,000,000	2017/09/11
65491	BNP Paribas Issuance B.V.	HSI R Bull CBBC Sep 2018 V	0.2500	27,600 per 10,000 units	27,800 per 10,000 units	2018/09/27	250,000,000	2017/09/11
65492	BNP Paribas Issuance B.V.	HSI R Bull CBBC Sep 2018 W	0.2500	27,700 per 10,000 units	27,900 per 10,000 units	2018/09/27	250,000,000	2017/09/11
65537	Credit Suisse AG	Galaxy Ent R Bull CBBC Jun 2018 D	0.2500	48.78 per 100 units	49.58 per 100 units	2018/06/21	70,000,000	2017/09/11
65549	Credit Suisse AG	HSCEI R Bull CBBC Mar 2018 H	0.2500	10,978 per 10,000 units	11,078 per 10,000 units	2018/03/28	150,000,000	2017/09/11
65545	Credit Suisse AG	HSI R Bull CBBC Apr 2018 Q	0.2500	27,600 per 10,000 units	27,700 per 10,000 units	2018/04/27	200,000,000	2017/09/11
65532	Credit Suisse AG	HSI R Bull CBBC May 2018 M	0.2500	27,700 per 12,000 units	27,850 per 12,000 units	2018/05/30	200,000,000	2017/09/11
65547	Credit Suisse AG	HSI R Bear CBBC Jan 2018 M	0.2500	27,891 per 12,000 units	27,741 per 12,000 units	2018/01/30	200,000,000	2017/09/11
65548	Credit Suisse AG	ICBC R Bull CBBC Sep 2018 H	0.2500	5.5800	5.6800	2018/09/14	70,000,000	2017/09/11
65538	Credit Suisse AG	Sands China R Bull CBBC Jul 2018 A	0.2500	35.38 per 100 units	36.18 per 100 units	2018/07/13	50,000,000	2017/09/11
65535	Credit Suisse AG	Tencent R Bull CBBC Jun 2018 S	0.2500	321.38 per 100 units	323.88 per 100 units	2018/06/22	50,000,000	2017/09/11
65518	Goldman Sachs Structured Products (Asia) Ltd.	HSI R Bull CBBC Nov 2018 L	0.2500	27,600 per 10,000 units	27,700 per 10,000 units	2018/11/29	200,000,000	2017/09/11
65495	Goldman Sachs Structured Products (Asia) Ltd.	HSI R Bull CBBC Dec 2018 J	0.2500	27,750 per 10,000 units	27,850 per 10,000 units	2018/12/28	200,000,000	2017/09/11
65574	Goldman Sachs Structured Products (Asia) Ltd.	Tencent R Bull CBBC May 2018 A	0.2500	318 per 100 units	320 per 100 units	2018/05/16	50,000,000	2017/09/11
65505	Hongkong and Shanghai Banking Corporation Ltd., The	AIA R Bull CBBC Jul 2018 D	0.2500	58.58 per 100 units	59.28 per 100 units	2018/07/03	60,000,000	2017/09/11
65504	Hongkong and Shanghai Banking Corporation Ltd., The	Tencent R Bull CBBC Apr 2018 R	0.2500	320.88 per 100 units	322.88 per 100 units	2018/04/09	60,000,000	2017/09/11
65573	J.P. Morgan Structured Products B.V.	HKEX R Bear CBBC Dec 2017 D	0.2500	216.88 per 100 units	214.08 per 100 units	2017/12/15	40,000,000	2017/09/11
65562	J.P. Morgan Structured Products B.V.	HSI R Bull CBBC Dec 2018 L	0.2500	27,758 per 10,000 units	27,858 per 10,000 units	2018/12/28	200,000,000	2017/09/11
65564	J.P. Morgan Structured Products B.V.	HSI R Bull CBBC Aug 2019 A	0.2500	27,200 per 10,000 units	27,400 per 10,000 units	2019/08/29	200,000,000	2017/09/11
65566	J.P. Morgan Structured Products B.V.	HSI R Bear CBBC Dec 2017 W	0.2500	27,841 per 10,000 units	27,741 per 10,000 units	2017/12/28	200,000,000	2017/09/11
65569	J.P. Morgan Structured Products B.V.	HSI R Bear CBBC Dec 2017 X	0.2500	28,048 per 10,000 units	27,948 per 10,000 units	2017/12/28	200,000,000	2017/09/11
65563	J.P. Morgan Structured Products B.V.	Sunny Optical R Bull CBBC Feb 2018 B	0.2500	102.88 per 100 units	106.88 per 100 units	2018/02/15	60,000,000	2017/09/11
65570	J.P. Morgan Structured Products B.V.	Tencent R Bear CBBC Dec 2017 I	0.2500	330.88 per 100 units	328.08 per 100 units	2017/12/15	60,000,000	2017/09/11
65496	SGA Societe Generale Acceptance N.V./SG Issuer	Galaxy R Bull CBBC Jun 2018 E	0.2500	47.40 per 100 units	48.20 per 100 units	2018/06/28	100,000,000	2017/09/11
65498	SGA Societe Generale Acceptance N.V./SG Issuer	Galaxy R Bull CBBC Aug 2018 C	0.2500	49.60 per 100 units	50.40 per 100 units	2018/08/30	100,000,000	2017/09/11
65558	SGA Societe Generale Acceptance N.V./SG Issuer	HSI R Bull CBBC Jan 2019 M	0.2500	27,608 per 10,000 units	27,708 per 10,000 units	2019/01/30	200,000,000	2017/09/11
65559	SGA Societe Generale Acceptance N.V./SG Issuer	HSI R Bull CBBC Feb 2019 D	0.2500	27,558 per 10,000 units	27,658 per 10,000 units	2019/02/27	200,000,000	2017/09/11
65550	SGA Societe Generale Acceptance N.V./SG Issuer	HSI R Bear CBBC Dec 2017 K	0.2500	27,888 per 12,000 units	27,788 per 12,000 units	2017/12/28	200,000,000	2017/09/11
65551	SGA Societe Generale Acceptance N.V./SG Issuer	HSI R Bear CBBC Jan 2018 X	0.2500	27,938 per 10,000 units	27,838 per 10,000 units	2018/01/30	200,000,000	2017/09/11
65519	SGA Societe Generale Acceptance N.V./SG Issuer	Ping An R Bull CBBC Jun 2018 A	0.2500	57.90 per 100 units	58.50 per 100 units	2018/06/28	100,000,000	2017/09/11
65521	SGA Societe Generale Acceptance N.V./SG Issuer	Ping An R Bull CBBC Aug 2018 A	0.2500	60.90 per 100 units	61.50 per 100 units	2018/08/30	100,000,000	2017/09/11
65524	SGA Societe Generale Acceptance N.V./SG Issuer	Ping An R Bull CBBC Oct 2018 B	0.2500	59.90 per 100 units	60.50 per 100 units	2018/10/30	100,000,000	2017/09/11
65500	SGA Societe Generale Acceptance N.V./SG Issuer	Sands R Bull CBBC Aug 2018 B	0.2500	35.40 per 100 units	36.20 per 100 units	2018/08/30	100,000,000	2017/09/11
65503	SGA Societe Generale Acceptance N.V./SG Issuer	Sands R Bull CBBC Sep 2018 A	0.2500	33.30 per 100 units	34.10 per 100 units	2018/09/27	100,000,000	2017/09/11
65499	SGA Societe Generale Acceptance N.V./SG Issuer	Sands R Bear CBBC Jun 2018 A	0.2500	38 per 100 units	37.20 per 100 units	2018/06/28	100,000,000	2017/09/11
65526	UBS AG	HSI R Bull CBBC Oct 2018 I	0.2500	27,750 per 10,000 units	27,850 per 10,000 units	2018/10/30	200,000,000	2017/09/11
65529	UBS AG	HSI R Bull CBBC Nov 2018 X	0.2500	27,500 per 12,000 units	27,700 per 12,000 units	2018/11/29	250,000,000	2017/09/11
65530	UBS AG	HSI R Bear CBBC Dec 2017 T	0.2500	27,900 per 10,000 units	27,800 per 10,000 units	2017/12/28	200,000,000	2017/09/11
65583	BNP Paribas Issuance B.V.	HSI R Bear CBBC Mar 2018 P	0.2500	28,000 per 10,000 units	27,800 per 10,000 units	2018/03/28	250,000,000	2017/09/12
65615	Credit Suisse AG	CCB R Bull CBBC Sep 2018 J	0.2500	6.5900	6.6900	2018/09/14	70,000,000	2017/09/12
65627	Credit Suisse AG	CSOP A50 ETF R Bull CBBC Apr 2018 B	0.2500	14.2800	14.3800	2018/04/13	50,000,000	2017/09/12

Newly listed callable bull/bear contracts (continued)

Code	Issuer	Name of issue	Issue prices (HK\$)	Strike price (HKD)/Strike level per 10 units	Call price (HKD)/Call level per 10 units	Expiry date	No. of issue (units)	Listing date
65629	Credit Suisse AG	CSOP A50 ETF R Bear CBBC Apr 2018 A	0.2500	15.4800	15.3800	2018/04/20	100,000,000	2017/09/12
65632	Credit Suisse AG	HSI R Bull CBBC Sep 2018 B	0.2500	27,600 per 10,000 units	27,800 per 10,000 units	2018/09/27	200,000,000	2017/09/12
65631	Credit Suisse AG	HSI R Bull CBBC Sep 2018 Z	0.2500	27,400 per 10,000 units	27,600 per 10,000 units	2018/09/27	200,000,000	2017/09/12
65633	Credit Suisse AG	HSI R Bear CBBC Jan 2018 P	0.2500	27,928 per 12,000 units	27,778 per 12,000 units	2018/01/30	200,000,000	2017/09/12
65619	Credit Suisse AG	Sands China R Bull CBBC Jul 2018 B	0.2500	33.78 per 100 units	34.58 per 100 units	2018/07/11	50,000,000	2017/09/12
65625	Credit Suisse AG	Sunny Optical R Bull CBBC Mar 2018 D	0.2500	105.28 per 100 units	109.28 per 100 units	2018/03/01	40,000,000	2017/09/12
65613	Credit Suisse AG	Tencent R Bull CBBC Mar 2018 P	0.2500	318.48 per 100 units	320.98 per 100 units	2018/03/27	50,000,000	2017/09/12
65660	Goldman Sachs Structured Products (Asia) Ltd.	HSI R Bull CBBC Nov 2018 M	0.2500	27,350 per 10,000 units	27,450 per 10,000 units	2018/11/29	200,000,000	2017/09/12
65577	Goldman Sachs Structured Products (Asia) Ltd.	HSI R Bear CBBC Feb 2018 A	0.2500	27,841 per 10,000 units	27,741 per 10,000 units	2018/02/27	200,000,000	2017/09/12
65582	Goldman Sachs Structured Products (Asia) Ltd.	HSI R Bear CBBC Feb 2018 B	0.2500	27,950 per 10,000 units	27,850 per 10,000 units	2018/02/27	200,000,000	2017/09/12
65595	Hongkong and Shanghai Banking Corporation Ltd., The	HKEX R Bull CBBC Jul 2018 T	0.2500	210.88 per 100 units	212.88 per 100 units	2018/07/16	50,000,000	2017/09/12
65589	Hongkong and Shanghai Banking Corporation Ltd., The	PetCh R Bull CBBC Aug 2018 D	0.2500	4.7300	4.8800	2018/08/13	50,000,000	2017/09/12
65593	Hongkong and Shanghai Banking Corporation Ltd., The	Ping An R Bull CBBC Mar 2018 H	0.2500	60.68 per 100 units	61.38 per 100 units	2018/03/19	80,000,000	2017/09/12
65585	Hongkong and Shanghai Banking Corporation Ltd., The	Tencent R Bull CBBC Apr 2018 S	0.2500	322.18 per 100 units	324.18 per 100 units	2018/04/16	60,000,000	2017/09/12
65646	J.P. Morgan Structured Products B.V.	HSI R Bull CBBC Jul 2018 B	0.2500	27,600 per 10,000 units	27,800 per 10,000 units	2018/07/30	200,000,000	2017/09/12
65641	J.P. Morgan Structured Products B.V.	HSI R Bear CBBC Dec 2017 Y	0.2500	27,948 per 10,000 units	27,848 per 10,000 units	2017/12/28	200,000,000	2017/09/12
65656	J.P. Morgan Structured Products B.V.	Ping An R Bull CBBC Mar 2018 C	0.2500	60.28 per 100 units	60.88 per 100 units	2018/03/16	150,000,000	2017/09/12
65598	SGA Societe Generale Acceptance N.V./SG Issuer	AAC Tech R Bull CBBC Jul 2018 A	0.2500	128.20 per 100 units	132.20 per 100 units	2018/07/30	40,000,000	2017/09/12
65602	SGA Societe Generale Acceptance N.V./SG Issuer	AAC Tech R Bull CBBC Aug 2018 A	0.2750	117.20 per 100 units	121.20 per 100 units	2018/08/30	40,000,000	2017/09/12
65603	SGA Societe Generale Acceptance N.V./SG Issuer	AAC Tech R Bull CBBC Oct 2018 A	0.3850	106.20 per 100 units	110.20 per 100 units	2018/10/30	40,000,000	2017/09/12
65604	SGA Societe Generale Acceptance N.V./SG Issuer	CNOOC R Bull CBBC Jul 2018 B	0.2500	9.0500	9.2500	2018/07/30	40,000,000	2017/09/12
65606	SGA Societe Generale Acceptance N.V./SG Issuer	Geely Auto R Bull CBBC Jul 2018 D	0.2500	18.2800	18.6800	2018/07/30	40,000,000	2017/09/12
65610	SGA Societe Generale Acceptance N.V./SG Issuer	Greatwall Motor R Bull CBBC Aug 2018 A	0.2500	9.2800	9.6800	2018/08/30	40,000,000	2017/09/12
65659	SGA Societe Generale Acceptance N.V./SG Issuer	HSI R Bull CBBC Apr 2019 J	0.2500	27,508 per 12,000 units	27,608 per 12,000 units	2019/04/29	200,000,000	2017/09/12
65657	SGA Societe Generale Acceptance N.V./SG Issuer	HSI R Bear CBBC Dec 2017 Q	0.2500	27,988 per 10,000 units	27,888 per 10,000 units	2017/12/28	200,000,000	2017/09/12
65611	SGA Societe Generale Acceptance N.V./SG Issuer	Tencent R Bull CBBC Feb 2018 W	0.2500	319.20 per 100 units	322 per 100 units	2018/02/22	80,000,000	2017/09/12
65640	UBS AG	HSI R Bull CBBC Sep 2018 K	0.2500	27,654 per 10,000 units	27,804 per 10,000 units	2018/09/27	250,000,000	2017/09/12
65636	UBS AG	HSI R Bear CBBC Dec 2017 U	0.2500	27,891 per 10,000 units	27,741 per 10,000 units	2017/12/28	250,000,000	2017/09/12
65665	BNP Paribas Issuance B.V.	HSI R Bull CBBC Aug 2018 P	0.2500	27,400 per 10,000 units	27,600 per 10,000 units	2018/08/30	250,000,000	2017/09/13
65671	BNP Paribas Issuance B.V.	HSI R Bull CBBC Aug 2018 Q	0.2500	27,300 per 10,000 units	27,500 per 10,000 units	2018/08/30	250,000,000	2017/09/13
65833	BNP Paribas Issuance B.V.	HSI R Bear CBBC Mar 2018 V	0.2500	27,900 per 10,000 units	27,700 per 10,000 units	2018/03/28	250,000,000	2017/09/13
65842	BNP Paribas Issuance B.V.	HSI R Bear CBBC Mar 2018 W	0.2500	27,800 per 10,000 units	27,600 per 10,000 units	2018/03/28	250,000,000	2017/09/13
65849	BNP Paribas Issuance B.V.	HSI R Bear CBBC Mar 2018 X	0.2500	27,700 per 10,000 units	27,500 per 10,000 units	2018/03/28	250,000,000	2017/09/13
65861	BNP Paribas Issuance B.V.	Tencent R Bull CBBC Aug 2018 J	0.2500	318 per 100 units	320 per 100 units	2018/08/30	50,000,000	2017/09/13
65811	Credit Suisse AG	HKEX R Bull CBBC Jun 2018 I	0.2500	206.98 per 100 units	208.98 per 100 units	2018/06/29	50,000,000	2017/09/13
65817	Credit Suisse AG	HSI R Bull CBBC Apr 2018 M	0.2500	26,628 per 10,000 units	26,728 per 10,000 units	2018/04/27	200,000,000	2017/09/13
65826	Credit Suisse AG	HSI R Bull CBBC Apr 2018 N	0.2500	26,178 per 10,000 units	26,278 per 10,000 units	2018/04/27	200,000,000	2017/09/13
65800	Credit Suisse AG	HSI R Bull CBBC Apr 2018 S	0.2500	27,488 per 10,000 units	27,588 per 10,000 units	2018/04/27	200,000,000	2017/09/13
65784	Credit Suisse AG	HSI R Bull CBBC May 2018 N	0.2500	27,591 per 12,000 units	27,741 per 12,000 units	2018/05/30	200,000,000	2017/09/13
65795	Credit Suisse AG	HSI R Bull CBBC May 2018 O	0.2500	27,300 per 12,000 units	27,450 per 12,000 units	2018/05/30	200,000,000	2017/09/13
65801	Credit Suisse AG	HSI R Bear CBBC Jan 2018 Q	0.2500	27,608 per 12,000 units	27,458 per 12,000 units	2018/01/30	200,000,000	2017/09/13
65814	Credit Suisse AG	HSI R Bear CBBC Feb 2018 V	0.2500	27,700 per 10,000 units	27,600 per 10,000 units	2018/02/27	200,000,000	2017/09/13
65675	Goldman Sachs Structured Products (Asia) Ltd.	HSI R Bull CBBC Oct 2018 O	0.2500	27,550 per 10,000 units	27,650 per 10,000 units	2018/10/30	200,000,000	2017/09/13

Newly listed callable bull/bear contracts (continued)

Code	Issuer	Name of issue	Issue prices (HK\$)	Strike price (HKD)/Strike level per 10 units	Call price (HKD)/Call level per 10 units	Expiry date	No. of issue (units)	Listing date
65676	Goldman Sachs Structured Products (Asia) Ltd.	HSI R Bull CBBC Oct 2018 R	0.2500	27,350 per 12,000 units	27,500 per 12,000 units	2018/10/30	200,000,000	2017/09/13
65732	Goldman Sachs Structured Products (Asia) Ltd.	HSI R Bear CBBC Feb 2018 C	0.2500	27,558 per 10,000 units	27,458 per 10,000 units	2018/02/27	200,000,000	2017/09/13
65737	Goldman Sachs Structured Products (Asia) Ltd.	HSI R Bear CBBC Feb 2018 D	0.2500	27,750 per 10,000 units	27,650 per 10,000 units	2018/02/27	200,000,000	2017/09/13
65711	Hongkong and Shanghai Banking Corporation Ltd., The	Galaxy Ent R Bear CBBC Jun 2018 A	0.2500	53.18 per 100 units	52.38 per 100 units	2018/06/25	40,000,000	2017/09/13
65695	Hongkong and Shanghai Banking Corporation Ltd., The	HKEX R Bull CBBC Jul 2018 U	0.2500	208.88 per 100 units	210.88 per 100 units	2018/07/16	50,000,000	2017/09/13
65723	Hongkong and Shanghai Banking Corporation Ltd., The	HKEX R Bear CBBC Mar 2018 H	0.2500	216.88 per 100 units	214.88 per 100 units	2018/03/19	40,000,000	2017/09/13
65684	Hongkong and Shanghai Banking Corporation Ltd., The	HSI R Bull CBBC Apr 2018 X	0.2500	27,448 per 15,000 units	27,598 per 15,000 units	2018/04/27	100,000,000	2017/09/13
65725	Hongkong and Shanghai Banking Corporation Ltd., The	HSI R Bear CBBC Mar 2018 I	0.2500	27,638 per 15,000 units	27,488 per 15,000 units	2018/03/28	100,000,000	2017/09/13
65731	Hongkong and Shanghai Banking Corporation Ltd., The	HSI R Bear CBBC Mar 2018 J	0.2500	27,888 per 20,000 units	27,688 per 20,000 units	2018/03/28	150,000,000	2017/09/13
65694	Hongkong and Shanghai Banking Corporation Ltd., The	Tencent R Bull CBBC Mar 2018 Z	0.2500	318.88 per 100 units	320.88 per 100 units	2018/03/19	60,000,000	2017/09/13
65696	Hongkong and Shanghai Banking Corporation Ltd., The	Tencent R Bear CBBC Apr 2018 F	0.2500	327.88 per 100 units	325.88 per 100 units	2018/04/09	50,000,000	2017/09/13
65904	J.P. Morgan Structured Products B.V.	HSI R Bull CBBC Nov 2018 X	0.2500	27,358 per 10,000 units	27,458 per 10,000 units	2018/11/29	200,000,000	2017/09/13
65901	J.P. Morgan Structured Products B.V.	HSI R Bull CBBC Apr 2019 A	0.2500	27,400 per 10,000 units	27,600 per 10,000 units	2019/04/29	200,000,000	2017/09/13
65896	J.P. Morgan Structured Products B.V.	HSI R Bull CBBC Sep 2019 A	0.2500	27,641 per 10,000 units	27,741 per 10,000 units	2019/09/27	200,000,000	2017/09/13
65908	J.P. Morgan Structured Products B.V.	HSI R Bear CBBC Dec 2017 Z	0.2500	27,558 per 10,000 units	27,458 per 10,000 units	2017/12/28	200,000,000	2017/09/13
65911	J.P. Morgan Structured Products B.V.	HSI R Bear CBBC Jan 2018 E	0.2500	27,748 per 10,000 units	27,648 per 10,000 units	2018/01/30	200,000,000	2017/09/13
65916	J.P. Morgan Structured Products B.V.	HSI R Bear CBBC Jan 2018 G	0.2500	28,000 per 10,000 units	27,800 per 10,000 units	2018/01/30	200,000,000	2017/09/13
65921	J.P. Morgan Structured Products B.V.	Tencent R Bull CBBC Dec 2017 M	0.2500	321.08 per 100 units	323.88 per 100 units	2017/12/15	40,000,000	2017/09/13
65892	SGA Societe Generale Acceptance N.V./SG Issuer	HSI R Bull CBBC Dec 2018 M	0.2500	27,458 per 12,000 units	27,558 per 12,000 units	2018/12/28	200,000,000	2017/09/13
65864	SGA Societe Generale Acceptance N.V./SG Issuer	HSI R Bear CBBC Dec 2017 I	0.2500	27,788 per 10,000 units	27,688 per 10,000 units	2017/12/28	200,000,000	2017/09/13
65878	SGA Societe Generale Acceptance N.V./SG Issuer	HSI R Bear CBBC Dec 2017 O	0.2500	28,038 per 12,000 units	27,938 per 12,000 units	2017/12/28	200,000,000	2017/09/13
65881	SGA Societe Generale Acceptance N.V./SG Issuer	HSI R Bear CBBC Jan 2018 Y	0.2500	27,738 per 12,000 units	27,638 per 12,000 units	2018/01/30	200,000,000	2017/09/13
65742	UBS AG	HSI R Bull CBBC Sep 2018 O	0.2500	27,641 per 10,000 units	27,741 per 10,000 units	2018/09/27	200,000,000	2017/09/13
65744	UBS AG	HSI R Bull CBBC Oct 2018 H	0.2500	27,400 per 12,000 units	27,600 per 12,000 units	2018/10/30	250,000,000	2017/09/13
65747	UBS AG	HSI R Bull CBBC Nov 2018 Y	0.2500	27,350 per 10,000 units	27,450 per 10,000 units	2018/11/29	200,000,000	2017/09/13
65753	UBS AG	HSI R Bear CBBC Dec 2017 V	0.2500	27,800 per 10,000 units	27,600 per 10,000 units	2017/12/28	200,000,000	2017/09/13
65778	UBS AG	HSI R Bear CBBC Dec 2017 W	0.2500	27,558 per 10,000 units	27,458 per 10,000 units	2017/12/28	200,000,000	2017/09/13
65757	UBS AG	HSI R Bear CBBC Jan 2018 E	0.2500	28,050 per 12,000 units	27,850 per 12,000 units	2018/01/30	250,000,000	2017/09/13
65773	UBS AG	Tencent R Bull CBBC Apr 2018 E	0.2500	321.20 per 100 units	324 per 100 units	2018/04/09	50,000,000	2017/09/13
66002	Credit Suisse AG	HSI R Bull CBBC May 2018 P	0.2500	27,495 per 12,000 units	27,645 per 12,000 units	2018/05/30	200,000,000	2017/09/14
66023	Credit Suisse AG	HSI R Bull CBBC Sep 2018 D	0.2500	27,028 per 10,000 units	27,228 per 10,000 units	2018/09/27	200,000,000	2017/09/14
66010	Credit Suisse AG	HSI R Bull CBBC Sep 2018 E	0.2500	27,300 per 10,000 units	27,500 per 10,000 units	2018/09/27	200,000,000	2017/09/14
66017	Credit Suisse AG	HSI R Bear CBBC Jan 2018 R	0.2500	27,673 per 12,000 units	27,523 per 12,000 units	2018/01/30	200,000,000	2017/09/14
66021	Credit Suisse AG	HSI R Bear CBBC Feb 2018 W	0.2500	28,028 per 10,000 units	27,828 per 10,000 units	2018/02/27	200,000,000	2017/09/14
65986	The Bank of East Asia, Ltd.	CSOP A50 ETF R Bull CBBC Jun 2018 A	0.2500	13.5800	13.6800	2018/06/20	40,000,000	2017/09/14
65996	The Bank of East Asia, Ltd.	CSOP A50 ETF R Bull CBBC Jun 2018 B	0.2500	14.2600	14.3600	2018/06/20	40,000,000	2017/09/14
65997	The Bank of East Asia, Ltd.	Geely Auto R Bull CBBC May 2018 A	0.2500	18.4800	18.8800	2018/05/30	40,000,000	2017/09/14
65981	The Bank of East Asia, Ltd.	Tencent R Bull CBBC Jun 2018 B	0.2500	319.08 per 100 units	322.08 per 100 units	2018/06/20	40,000,000	2017/09/14
65980	Goldman Sachs Structured Products (Asia) Ltd.	HSI R Bull CBBC Oct 2018 N	0.2500	27,450 per 10,000 units	27,550 per 10,000 units	2018/10/30	200,000,000	2017/09/14
65998	Goldman Sachs Structured Products (Asia) Ltd.	HSI R Bear CBBC Feb 2018 E	0.2500	27,673 per 12,000 units	27,523 per 12,000 units	2018/02/27	200,000,000	2017/09/14
66045	Goldman Sachs Structured Products (Asia) Ltd.	Tencent R Bull CBBC May 2018 B	0.2500	314 per 100 units	316 per 100 units	2018/05/16	80,000,000	2017/09/14
66069	Goldman Sachs Structured Products (Asia) Ltd.	Tencent R Bull CBBC May 2018 C	0.2500	308 per 100 units	310 per 100 units	2018/05/16	80,000,000	2017/09/14
66073	Goldman Sachs Structured Products (Asia) Ltd.	Tencent R Bear CBBC Jun 2018 A	0.2500	342 per 100 units	340 per 100 units	2018/06/29	80,000,000	2017/09/14

Newly listed callable bull/bear contracts (continued)

Code	Issuer	Name of issue	Issue prices (HK\$)	Strike price (HKD)/Strike level per 10 units	Call price (HKD)/Call level per 10 units	Expiry date	No. of issue (units)	Listing date
66082	Goldman Sachs Structured Products (Asia) Ltd.	Tencent R Bear CBBC Jun 2018 B	0.2500	332 per 100 units	330 per 100 units	2018/06/29	80,000,000	2017/09/14
65971	Hongkong and Shanghai Banking Corporation Ltd., The	CC Bank R Bear CBBC Apr 2018 E	0.2500	7.0800	6.9800	2018/04/23	40,000,000	2017/09/14
65958	Hongkong and Shanghai Banking Corporation Ltd., The	CNOOC R Bear CBBC Apr 2018 A	0.2500	10.8800	10.6800	2018/04/16	40,000,000	2017/09/14
65959	Hongkong and Shanghai Banking Corporation Ltd., The	Galaxy Ent R Bull CBBC Jul 2018 E	0.2500	50.58 per 100 units	51.38 per 100 units	2018/07/03	80,000,000	2017/09/14
65946	Hongkong and Shanghai Banking Corporation Ltd., The	HSCFI R Bull CBBC Apr 2018 I	0.2500	10,938 per 10,000 units	11,038 per 10,000 units	2018/04/27	60,000,000	2017/09/14
65939	Hongkong and Shanghai Banking Corporation Ltd., The	HSI R Bull CBBC Apr 2018 F	0.2500	27,348 per 15,000 units	27,498 per 15,000 units	2018/04/27	100,000,000	2017/09/14
65942	Hongkong and Shanghai Banking Corporation Ltd., The	HSI R Bear CBBC Mar 2018 K	0.2500	27,938 per 15,000 units	27,788 per 15,000 units	2018/03/28	100,000,000	2017/09/14
65976	Hongkong and Shanghai Banking Corporation Ltd., The	ICBC R Bear CBBC Apr 2018 C	0.2500	6.0800	5.9800	2018/04/23	40,000,000	2017/09/14
65950	Hongkong and Shanghai Banking Corporation Ltd., The	Tencent R Bull CBBC Jul 2018 H	0.2500	316.88 per 100 units	318.88 per 100 units	2018/07/16	60,000,000	2017/09/14
66120	J.P. Morgan Structured Products B.V.	HSI R Bull CBBC Dec 2018 M	0.2500	27,458 per 10,000 units	27,558 per 10,000 units	2018/12/28	200,000,000	2017/09/14
66105	J.P. Morgan Structured Products B.V.	HSI R Bear CBBC Dec 2017 A	0.2500	27,900 per 10,000 units	27,700 per 10,000 units	2017/12/28	200,000,000	2017/09/14
66114	J.P. Morgan Structured Products B.V.	HSI R Bear CBBC Dec 2017 C	0.2500	27,623 per 10,000 units	27,523 per 10,000 units	2017/12/28	200,000,000	2017/09/14
66107	J.P. Morgan Structured Products B.V.	Tencent R Bull CBBC Dec 2017 S	0.2500	317.78 per 100 units	320.58 per 100 units	2017/12/15	40,000,000	2017/09/14
66111	J.P. Morgan Structured Products B.V.	Tencent R Bear CBBC Jan 2018 H	0.2500	324.88 per 100 units	322.08 per 100 units	2018/01/19	40,000,000	2017/09/14
66137	SGA Societe Generale Acceptance N.V./SG Issuer	China Life R Bull CBBC May 2018 G	0.2500	23.4500	23.9500	2018/05/08	40,000,000	2017/09/14
66124	SGA Societe Generale Acceptance N.V./SG Issuer	China Life R Bear CBBC Apr 2018 B	0.2500	26.4000	25.9000	2018/04/13	40,000,000	2017/09/14
66144	SGA Societe Generale Acceptance N.V./SG Issuer	CSA50 R Bear CBBC Sep 2018 A	0.2500	16.2000	16.1000	2018/09/21	40,000,000	2017/09/14
66101	SGA Societe Generale Acceptance N.V./SG Issuer	HSI R Bull CBBC Apr 2019 K	0.2500	27,358 per 12,000 units	27,458 per 12,000 units	2019/04/29	200,000,000	2017/09/14
66102	SGA Societe Generale Acceptance N.V./SG Issuer	HSI R Bull CBBC Jul 2019 C	0.2500	27,308 per 10,000 units	27,508 per 10,000 units	2019/07/30	200,000,000	2017/09/14
66085	SGA Societe Generale Acceptance N.V./SG Issuer	HSI R Bear CBBC Dec 2017 F	0.2500	27,638 per 12,000 units	27,538 per 12,000 units	2017/12/28	200,000,000	2017/09/14
66094	SGA Societe Generale Acceptance N.V./SG Issuer	HSI R Bear CBBC Jan 2018 Z	0.2500	27,838 per 12,000 units	27,738 per 12,000 units	2018/01/30	200,000,000	2017/09/14
66096	SGA Societe Generale Acceptance N.V./SG Issuer	HSI R Bear CBBC Feb 2018 L	0.2500	27,788 per 10,000 units	27,588 per 10,000 units	2018/02/27	200,000,000	2017/09/14
66100	SGA Societe Generale Acceptance N.V./SG Issuer	HSI R Bear CBBC Mar 2018 D	0.2500	28,100 per 20,000 units	28,000 per 20,000 units	2018/03/28	200,000,000	2017/09/14
65928	SGA Societe Generale Acceptance N.V./SG Issuer	Tencent R Bull CBBC Feb 2018 X	0.2500	321.20 per 100 units	324 per 100 units	2018/02/22	80,000,000	2017/09/14
66038	UBS AG	HKEX R Bull CBBC May 2018 B	0.2500	201.88 per 100 units	203.88 per 100 units	2018/05/14	50,000,000	2017/09/14
66031	UBS AG	HSI R Bull CBBC Sep 2018 P	0.2500	27,545 per 10,000 units	27,645 per 10,000 units	2018/09/27	200,000,000	2017/09/14
66036	UBS AG	HSI R Bull CBBC Oct 2018 J	0.2500	27,350 per 10,000 units	27,500 per 10,000 units	2018/10/30	250,000,000	2017/09/14
66028	UBS AG	HSI R Bear CBBC Dec 2017 X	0.2500	27,850 per 12,000 units	27,650 per 12,000 units	2017/12/28	250,000,000	2017/09/14
66029	UBS AG	HSI R Bear CBBC Dec 2017 Y	0.2500	28,650 per 10,000 units	28,500 per 10,000 units	2017/12/28	250,000,000	2017/09/14
66042	UBS AG	HSI R Bear CBBC Dec 2017 Z	0.2500	27,723 per 12,000 units	27,523 per 12,000 units	2017/12/28	250,000,000	2017/09/14
66205	Credit Suisse AG	AIA R Bull CBBC Apr 2018 B	0.2500	57.98 per 100 units	58.58 per 100 units	2018/04/12	50,000,000	2017/09/15
66198	Credit Suisse AG	HSI R Bull CBBC Aug 2018 T	0.2500	27,488 per 10,000 units	27,688 per 10,000 units	2018/08/30	200,000,000	2017/09/15
66200	Credit Suisse AG	HSI R Bull CBBC Sep 2018 Y	0.2500	27,222 per 12,000 units	27,422 per 12,000 units	2018/09/27	200,000,000	2017/09/15
66190	Credit Suisse AG	HSI R Bear CBBC Feb 2018 X	0.2500	27,900 per 10,000 units	27,700 per 10,000 units	2018/02/27	200,000,000	2017/09/15
66191	Credit Suisse AG	HSI R Bear CBBC Mar 2018 A	0.2500	27,768 per 12,000 units	27,568 per 12,000 units	2018/03/28	200,000,000	2017/09/15
66202	Credit Suisse AG	Tencent R Bull CBBC Aug 2018 A	0.2500	313.18 per 100 units	315.68 per 100 units	2018/08/16	50,000,000	2017/09/15
66187	Goldman Sachs Structured Products (Asia) Ltd.	HSI R Bull CBBC Oct 2018 P	0.2500	27,500 per 10,000 units	27,600 per 10,000 units	2018/10/30	200,000,000	2017/09/15
66181	Goldman Sachs Structured Products (Asia) Ltd.	HSI R Bear CBBC Feb 2018 F	0.2500	27,850 per 12,000 units	27,700 per 12,000 units	2018/02/27	200,000,000	2017/09/15
66226	Goldman Sachs Structured Products (Asia) Ltd.	Tencent R Bull CBBC May 2018 D	0.2500	316 per 100 units	318 per 100 units	2018/05/04	80,000,000	2017/09/15
66227	Goldman Sachs Structured Products (Asia) Ltd.	Tencent R Bull CBBC May 2018 E	0.2500	306 per 100 units	308 per 100 units	2018/05/04	80,000,000	2017/09/15
66238	Goldman Sachs Structured Products (Asia) Ltd.	Tencent R Bear CBBC Jul 2018 A	0.2500	336 per 100 units	334 per 100 units	2018/07/13	80,000,000	2017/09/15
66224	J.P. Morgan Structured Products B.V.	HSI R Bull CBBC Dec 2018 N	0.2500	27,558 per 10,000 units	27,658 per 10,000 units	2018/12/28	200,000,000	2017/09/15
66223	J.P. Morgan Structured Products B.V.	HSI R Bear CBBC Dec 2017 B	0.2500	27,800 per 10,000 units	27,600 per 10,000 units	2017/12/28	200,000,000	2017/09/15

Newly listed callable bull/bear contracts (continued)

Code	Issuer	Name of issue	Issue prices (HK\$)	Strike price (HKD)/Strike level per 10 units	Call price (HKD)/Call level per 10 units	Expiry date	No. of issue (units)	Listing date
66145	Macquarie Bank Ltd.	HSI R Bull CBBC Sep 2018 P	0.2500	26,508 per 10,000 units	26,658 per 10,000 units	2018/09/27	40,000,000	2017/09/15
66146	Macquarie Bank Ltd.	HSI R Bull CBBC Sep 2018 Q	0.2500	26,608 per 10,000 units	26,758 per 10,000 units	2018/09/27	40,000,000	2017/09/15
66150	Macquarie Bank Ltd.	HSI R Bull CBBC Sep 2018 R	0.2500	26,708 per 10,000 units	26,858 per 10,000 units	2018/09/27	40,000,000	2017/09/15
66153	Macquarie Bank Ltd.	HSI R Bull CBBC Sep 2018 S	0.2500	26,808 per 10,000 units	26,958 per 10,000 units	2018/09/27	40,000,000	2017/09/15
66158	SGA Societe Generale Acceptance N.V./SG Issuer	CCB R Bull CBBC Aug 2018 H	0.2500	6.6500	6.7500	2018/08/17	100,000,000	2017/09/15
66173	SGA Societe Generale Acceptance N.V./SG Issuer	CSA50 R Bull CBBC May 2018 B	0.2500	14.4600	14.5600	2018/05/16	40,000,000	2017/09/15
66161	SGA Societe Generale Acceptance N.V./SG Issuer	HKEX R Bull CBBC Jun 2018 E	0.2500	208 per 100 units	210 per 100 units	2018/06/22	50,000,000	2017/09/15
66219	SGA Societe Generale Acceptance N.V./SG Issuer	HSI R Bull CBBC Apr 2019 L	0.2500	27,558 per 12,000 units	27,658 per 12,000 units	2019/04/29	200,000,000	2017/09/15
66218	SGA Societe Generale Acceptance N.V./SG Issuer	HSI R Bear CBBC Feb 2018 M	0.2500	27,888 per 10,000 units	27,788 per 10,000 units	2018/02/27	200,000,000	2017/09/15
66169	SGA Societe Generale Acceptance N.V./SG Issuer	ICBC R Bull CBBC Aug 2018 G	0.2500	5.6400	5.7400	2018/08/15	60,000,000	2017/09/15
66214	UBS AG	HSI R Bull CBBC Oct 2018 K	0.2500	27,450 per 10,000 units	27,550 per 10,000 units	2018/10/30	200,000,000	2017/09/15
66212	UBS AG	HSI R Bear CBBC Jan 2018 F	0.2500	27,688 per 10,000 units	27,588 per 10,000 units	2018/01/30	200,000,000	2017/09/15
66213	UBS AG	HSI R Bear CBBC Jan 2018 G	0.2500	27,800 per 10,000 units	27,700 per 10,000 units	2018/01/30	200,000,000	2017/09/15
66314	BNP Paribas Issuance B.V.	HSI R Bull CBBC Mar 2018 U	0.2500	27,900 per 10,000 units	27,700 per 10,000 units	2018/03/28	250,000,000	2017/09/18
66316	BNP Paribas Issuance B.V.	HSI R Bear CBBC Mar 2018 Y	0.2500	28,100 per 10,000 units	27,900 per 10,000 units	2018/03/28	250,000,000	2017/09/18
66328	BNP Paribas Issuance B.V.	Tencent R Bull CBBC Aug 2018 K	0.2500	323 per 100 units	325 per 100 units	2018/08/30	50,000,000	2017/09/18
66332	BNP Paribas Issuance B.V.	Tencent R Bear CBBC Apr 2018 R	0.2500	332 per 100 units	330 per 100 units	2018/04/27	50,000,000	2017/09/18
66458	Credit Suisse AG	HSBC R Bull CBBC Jul 2018 D	0.2500	73.88 per 100 units	74.88 per 100 units	2018/07/13	50,000,000	2017/09/18
66489	Credit Suisse AG	HSI R Bull CBBC May 2018 Q	0.2500	27,805 per 12,000 units	27,955 per 12,000 units	2018/05/30	200,000,000	2017/09/18
66448	Credit Suisse AG	HSI R Bear CBBC Feb 2018 Y	0.2500	28,000 per 10,000 units	27,800 per 10,000 units	2018/02/27	200,000,000	2017/09/18
66435	Credit Suisse AG	HSI R Bear CBBC Mar 2018 B	0.2500	27,819 per 12,000 units	27,669 per 12,000 units	2018/03/28	200,000,000	2017/09/18
66456	Credit Suisse AG	HSI R Bear CBBC Mar 2018 C	0.2500	28,100 per 12,000 units	27,950 per 12,000 units	2018/03/28	200,000,000	2017/09/18
66472	Credit Suisse AG	Ping An R Bull CBBC Oct 2018 E	0.2500	61.28 per 100 units	61.88 per 100 units	2018/10/25	100,000,000	2017/09/18
66490	Credit Suisse AG	Tencent R Bull CBBC Jun 2018 T	0.2500	321.58 per 100 units	324.08 per 100 units	2018/06/22	50,000,000	2017/09/18
66497	Credit Suisse AG	Tencent R Bull CBBC Jun 2018 U	0.2500	328.28 per 100 units	330.78 per 100 units	2018/06/27	50,000,000	2017/09/18
66515	Credit Suisse AG	Tencent R Bear CBBC Mar 2018 I	0.2500	334.88 per 100 units	332.08 per 100 units	2018/03/22	100,000,000	2017/09/18
66470	Credit Suisse AG	Tencent R Bear CBBC Apr 2018 J	0.2500	340.18 per 100 units	337.38 per 100 units	2018/04/26	100,000,000	2017/09/18
66338	The Bank of East Asia, Ltd.	Tencent R Bull CBBC Jul 2018 F	0.2500	323.28 per 100 units	326.28 per 100 units	2018/07/04	40,000,000	2017/09/18
66340	The Bank of East Asia, Ltd.	Tencent R Bull CBBC Jul 2018 G	0.2500	327.68 per 100 units	330.68 per 100 units	2018/07/04	40,000,000	2017/09/18
66590	Goldman Sachs Structured Products (Asia) Ltd.	HSCEI R Bull CBBC Jul 2018 A	0.2500	10,900 per 10,000 units	11,000 per 10,000 units	2018/07/30	200,000,000	2017/09/18
66578	Goldman Sachs Structured Products (Asia) Ltd.	HSI R Bull CBBC Oct 2018 S	0.2500	27,855 per 10,000 units	27,955 per 10,000 units	2018/10/30	200,000,000	2017/09/18
66588	Goldman Sachs Structured Products (Asia) Ltd.	HSI R Bull CBBC Oct 2018 T	0.2500	27,650 per 12,000 units	27,800 per 12,000 units	2018/10/30	200,000,000	2017/09/18
66241	Goldman Sachs Structured Products (Asia) Ltd.	HSI R Bear CBBC Feb 2018 G	0.2500	27,900 per 10,000 units	27,800 per 10,000 units	2018/02/27	200,000,000	2017/09/18
66259	Goldman Sachs Structured Products (Asia) Ltd.	HSI R Bear CBBC Feb 2018 H	0.2580	28,100 per 10,000 units	27,950 per 10,000 units	2018/02/27	200,000,000	2017/09/18
66593	Goldman Sachs Structured Products (Asia) Ltd.	Tencent R Bull CBBC May 2018 F	0.2500	326 per 100 units	328 per 100 units	2018/05/11	80,000,000	2017/09/18
66600	Goldman Sachs Structured Products (Asia) Ltd.	Tencent R Bull CBBC May 2018 G	0.2500	322 per 100 units	324 per 100 units	2018/05/11	80,000,000	2017/09/18
66606	Goldman Sachs Structured Products (Asia) Ltd.	Tencent R Bear CBBC Apr 2018 A	0.2500	334 per 100 units	332 per 100 units	2018/04/27	80,000,000	2017/09/18
66306	Hongkong and Shanghai Banking Corporation Ltd., The	BOCL R Bear CBBC Apr 2018 E	0.2500	4.2100	4.1300	2018/04/23	40,000,000	2017/09/18
66276	Hongkong and Shanghai Banking Corporation Ltd., The	Galaxy Ent R Bear CBBC Aug 2018 A	0.2500	61.68 per 100 units	60.88 per 100 units	2018/08/13	40,000,000	2017/09/18
66297	Hongkong and Shanghai Banking Corporation Ltd., The	HSI R Bull CBBC Apr 2018 R	0.2500	27,548 per 15,000 units	27,698 per 15,000 units	2018/04/27	100,000,000	2017/09/18
66298	Hongkong and Shanghai Banking Corporation Ltd., The	HSI R Bull CBBC Apr 2018 T	0.2500	27,698 per 20,000 units	27,898 per 20,000 units	2018/04/27	150,000,000	2017/09/18
66403	Hongkong and Shanghai Banking Corporation Ltd., The	Sands China R Bull CBBC Aug 2018 D	0.2500	35.58 per 100 units	36.38 per 100 units	2018/08/27	80,000,000	2017/09/18
66277	Hongkong and Shanghai Banking Corporation Ltd., The	SHK Ppt R Bull CBBC Jul 2018 B	0.2500	126.38 per 100 units	127.88 per 100 units	2018/07/09	40,000,000	2017/09/18

Newly listed callable bull/bear contracts (continued)

Code	Issuer	Name of issue	Issue prices (HK\$)	Strike price (HKD)/Strike level per 10 units	Call price (HKD)/Call level per 10 units	Expiry date	No. of issue (units)	Listing date
66282	Hongkong and Shanghai Banking Corporation Ltd., The	SHK Ppt R Bear CBBC Jun 2018 A	0.2500	147.88 per 100 units	145.88 per 100 units	2018/06/25	40,000,000	2017/09/18
66295	Hongkong and Shanghai Banking Corporation Ltd., The	SHK Ppt R Bear CBBC Jul 2018 B	0.2500	154.88 per 100 units	152.88 per 100 units	2018/07/09	40,000,000	2017/09/18
66402	Hongkong and Shanghai Banking Corporation Ltd., The	Tencent R Bull CBBC Mar 2018 Q	0.2500	328.78 per 100 units	330.78 per 100 units	2018/03/19	60,000,000	2017/09/18
66302	Hongkong and Shanghai Banking Corporation Ltd., The	Tencent R Bull CBBC Aug 2018 L	0.2500	325.78 per 100 units	327.78 per 100 units	2018/08/13	60,000,000	2017/09/18
66304	Hongkong and Shanghai Banking Corporation Ltd., The	Tencent R Bull CBBC Aug 2018 M	0.2500	320.88 per 100 units	322.88 per 100 units	2018/08/20	60,000,000	2017/09/18
66430	J.P. Morgan Structured Products B.V.	HKEX R Bull CBBC Jan 2018 F	0.2500	211.38 per 100 units	213.38 per 100 units	2018/01/19	40,000,000	2017/09/18
66416	J.P. Morgan Structured Products B.V.	HSI R Bull CBBC Dec 2018 O	0.2500	27,550 per 10,000 units	27,700 per 10,000 units	2018/12/28	200,000,000	2017/09/18
66417	J.P. Morgan Structured Products B.V.	HSI R Bull CBBC Aug 2019 B	0.2500	27,350 per 10,000 units	27,500 per 10,000 units	2019/08/29	200,000,000	2017/09/18
66415	J.P. Morgan Structured Products B.V.	HSI R Bear CBBC Dec 2017 D	0.2500	28,048 per 10,000 units	27,948 per 10,000 units	2017/12/28	200,000,000	2017/09/18
66411	J.P. Morgan Structured Products B.V.	HSI R Bear CBBC Dec 2017 E	0.2500	27,848 per 10,000 units	27,748 per 10,000 units	2017/12/28	200,000,000	2017/09/18
66419	J.P. Morgan Structured Products B.V.	Tencent R Bull CBBC Jan 2018 P	0.2500	328.08 per 100 units	330.78 per 100 units	2018/01/19	60,000,000	2017/09/18
66421	J.P. Morgan Structured Products B.V.	Tencent R Bull CBBC Feb 2018 G	0.2500	324.08 per 100 units	326.88 per 100 units	2018/02/15	60,000,000	2017/09/18
66429	J.P. Morgan Structured Products B.V.	Tencent R Bear CBBC Jan 2018 I	0.2500	333.68 per 100 units	330.88 per 100 units	2018/01/19	60,000,000	2017/09/18
66554	SGA Societe Generale Acceptance N.V./SG Issuer	HKEX R Bull CBBC Jul 2018 C	0.2500	211.20 per 100 units	213.20 per 100 units	2018/07/16	50,000,000	2017/09/18
66542	SGA Societe Generale Acceptance N.V./SG Issuer	HSI R Bull CBBC Feb 2019 E	0.2500	27,808 per 10,000 units	27,908 per 10,000 units	2019/02/27	200,000,000	2017/09/18
66545	SGA Societe Generale Acceptance N.V./SG Issuer	HSI R Bull CBBC Mar 2019 M	0.2500	27,758 per 12,000 units	27,858 per 12,000 units	2019/03/28	200,000,000	2017/09/18
66535	SGA Societe Generale Acceptance N.V./SG Issuer	HSI R Bear CBBC Jan 2018 A	0.2500	28,138 per 10,000 units	28,038 per 10,000 units	2018/01/30	200,000,000	2017/09/18
66555	SGA Societe Generale Acceptance N.V./SG Issuer	Tencent R Bull CBBC Apr 2018 J	0.2500	327.80 per 100 units	330.60 per 100 units	2018/04/12	80,000,000	2017/09/18
66558	SGA Societe Generale Acceptance N.V./SG Issuer	Tencent R Bull CBBC Apr 2018 K	0.2500	323.20 per 100 units	326 per 100 units	2018/04/23	80,000,000	2017/09/18
66347	UBS AG	HSI R Bull CBBC Oct 2018 F	0.2500	27,855 per 10,000 units	27,955 per 10,000 units	2018/10/30	200,000,000	2017/09/18
66345	UBS AG	HSI R Bear CBBC Dec 2017 K	0.2500	27,900 per 10,000 units	27,800 per 10,000 units	2017/12/28	200,000,000	2017/09/18
66378	UBS AG	HSI R Bear CBBC Dec 2017 L	0.2500	28,100 per 10,000 units	27,950 per 10,000 units	2017/12/28	250,000,000	2017/09/18
66361	UBS AG	Tencent R Bull CBBC Jul 2018 B	0.2500	327.50 per 100 units	330 per 100 units	2018/07/23	50,000,000	2017/09/18
66671	BNP Paribas Issuance B.V.	HSI R Bear CBBC Mar 2018 Z	0.2500	28,200 per 10,000 units	28,000 per 10,000 units	2018/03/28	250,000,000	2017/09/19
66673	BNP Paribas Issuance B.V.	Tencent R Bull CBBC Aug 2018 L	0.2500	328 per 100 units	330 per 100 units	2018/08/30	50,000,000	2017/09/19
66753	Credit Suisse AG	CSOP A50 ETF R Bull CBBC Apr 2018 C	0.2500	13.6800	13.7800	2018/04/13	50,000,000	2017/09/19
66784	Credit Suisse AG	CSOP A50 ETF R Bull CBBC Apr 2018 D	0.2500	14.2000	14.3000	2018/04/27	50,000,000	2017/09/19
66749	Credit Suisse AG	CSOP A50 ETF R Bear CBBC Mar 2018 A	0.2500	15.0800	14.9800	2018/03/14	100,000,000	2017/09/19
66682	Credit Suisse AG	Geely Auto R Bull CBBC Apr 2018 B	0.2500	19.1800	19.5800	2018/04/13	40,000,000	2017/09/19
66695	Credit Suisse AG	Geely Auto R Bear CBBC Apr 2018 D	0.2800	23.1800	22.6800	2018/04/12	80,000,000	2017/09/19
66697	Credit Suisse AG	Galaxy Ent R Bull CBBC Jun 2018 E	0.2500	50.18 per 100 units	50.98 per 100 units	2018/06/14	50,000,000	2017/09/19
66842	Credit Suisse AG	HSI R Bull CBBC Apr 2018 P	0.2500	27,872 per 10,000 units	27,972 per 10,000 units	2018/04/27	150,000,000	2017/09/19
66801	Credit Suisse AG	HSI R Bear CBBC Feb 2018 Z	0.2500	28,068 per 10,000 units	27,968 per 10,000 units	2018/02/27	200,000,000	2017/09/19
66806	Credit Suisse AG	HSI R Bear CBBC Mar 2018 D	0.2500	28,200 per 12,000 units	28,050 per 12,000 units	2018/03/28	200,000,000	2017/09/19
66830	Credit Suisse AG	HSI R Bear CBBC May 2018 B	0.2500	29,448 per 10,000 units	29,098 per 10,000 units	2018/05/30	1,000,000,000	2017/09/19
66710	Credit Suisse AG	Tencent R Bull CBBC Jul 2018 B	0.2500	325.08 per 100 units	327.58 per 100 units	2018/07/13	50,000,000	2017/09/19
66720	Credit Suisse AG	Tencent R Bear CBBC Jun 2018 C	5.2000	369.9800	361.9800	2018/06/22	25,000,000	2017/09/19
66660	Goldman Sachs Structured Products (Asia) Ltd.	HSI R Bull CBBC Nov 2018 N	0.2500	27,800 per 10,000 units	27,900 per 10,000 units	2018/11/29	200,000,000	2017/09/19
66669	Goldman Sachs Structured Products (Asia) Ltd.	HSI R Bear CBBC Feb 2018 I	0.2500	28,100 per 10,000 units	28,000 per 10,000 units	2018/02/27	200,000,000	2017/09/19
66988	Goldman Sachs Structured Products (Asia) Ltd.	Tencent R Bull CBBC May 2018 H	0.2500	330.98 per 100 units	332.98 per 100 units	2018/05/11	80,000,000	2017/09/19
66990	Goldman Sachs Structured Products (Asia) Ltd.	Tencent R Bull CBBC May 2018 I	0.2500	324 per 100 units	326 per 100 units	2018/05/11	80,000,000	2017/09/19
67000	Goldman Sachs Structured Products (Asia) Ltd.	Tencent R Bear CBBC Apr 2018 B	0.2500	346 per 100 units	344 per 100 units	2018/04/27	80,000,000	2017/09/19
66632	Hongkong and Shanghai Banking Corporation Ltd., The	Geely Auto R Bull CBBC Aug 2018 B	0.2500	19.3800	19.7800	2018/08/13	40,000,000	2017/09/19

Newly listed callable bull/bear contracts (continued)

Code	Issuer	Name of issue	Issue prices (HK\$)	Strike price (HKD)/Strike level per 10 units	Call price (HKD)/Call level per 10 units	Expiry date	No. of issue (units)	Listing date
66633	Hongkong and Shanghai Banking Corporation Ltd., The	Geely Auto R Bear CBBC Sep 2018 C	0.4000	24.3800	23.8800	2018/09/17	40,000,000	2017/09/19
66657	Hongkong and Shanghai Banking Corporation Ltd., The	HSI R Bull CBBC Apr 2018 Y	0.2500	27,648 per 15,000 units	27,798 per 15,000 units	2018/04/27	100,000,000	2017/09/19
66617	Hongkong and Shanghai Banking Corporation Ltd., The	HSI R Bear CBBC Mar 2018 L	0.2500	28,138 per 15,000 units	27,988 per 15,000 units	2018/03/28	100,000,000	2017/09/19
66626	Hongkong and Shanghai Banking Corporation Ltd., The	ICBC R Bull CBBC Aug 2018 G	0.2500	5.6800	5.7800	2018/08/06	80,000,000	2017/09/19
66636	Hongkong and Shanghai Banking Corporation Ltd., The	Sunny Optical R Bull CBBC Apr 2018 B	0.2500	106.88 per 100 units	110.88 per 100 units	2018/04/16	40,000,000	2017/09/19
66634	Hongkong and Shanghai Banking Corporation Ltd., The	Tencent R Bull CBBC Aug 2018 N	0.2500	330.38 per 100 units	332.38 per 100 units	2018/08/20	60,000,000	2017/09/19
66896	J.P. Morgan Structured Products B.V.	Geely Auto R Bull CBBC Feb 2018 F	0.2500	20.2800	20.6800	2018/02/15	40,000,000	2017/09/19
66859	J.P. Morgan Structured Products B.V.	Geely Auto R Bull CBBC Mar 2018 E	0.2500	18.6800	19.0800	2018/03/16	40,000,000	2017/09/19
66899	J.P. Morgan Structured Products B.V.	HKEX R Bull CBBC Feb 2018 F	0.2500	208.88 per 100 units	210.88 per 100 units	2018/02/15	40,000,000	2017/09/19
66911	J.P. Morgan Structured Products B.V.	HSBC R Bull CBBC Jun 2018 C	0.2500	73.88 per 100 units	74.88 per 100 units	2018/06/15	40,000,000	2017/09/19
66849	J.P. Morgan Structured Products B.V.	HSI R Bull CBBC Nov 2018 Y	0.2500	27,872 per 10,000 units	27,972 per 10,000 units	2018/11/29	240,000,000	2017/09/19
66852	J.P. Morgan Structured Products B.V.	HSI R Bear CBBC Dec 2017 F	0.2500	28,150 per 10,000 units	28,000 per 10,000 units	2017/12/28	240,000,000	2017/09/19
66914	J.P. Morgan Structured Products B.V.	Tencent R Bull CBBC Mar 2018 F	0.2500	330.18 per 100 units	332.98 per 100 units	2018/03/16	60,000,000	2017/09/19
66917	J.P. Morgan Structured Products B.V.	Tencent R Bear CBBC Jul 2018 F	0.3800	368.88 per 100 units	366.08 per 100 units	2018/07/20	60,000,000	2017/09/19
66923	SGA Societe Generale Acceptance N.V./SG Issuer	CUni R Bear CBBC Jul 2018 A	0.2500	12.8800	12.6800	2018/07/11	40,000,000	2017/09/19
66931	SGA Societe Generale Acceptance N.V./SG Issuer	Geely Auto R Bull CBBC Aug 2018 A	0.2500	19.0000	19.5000	2018/08/09	40,000,000	2017/09/19
66935	SGA Societe Generale Acceptance N.V./SG Issuer	HSBC R Bull CBBC Jun 2018 G	0.2500	74.10 per 100 units	75.10 per 100 units	2018/06/21	100,000,000	2017/09/19
67033	SGA Societe Generale Acceptance N.V./SG Issuer	HSI R Bull CBBC Mar 2019 N	0.2500	27,858 per 12,000 units	27,958 per 12,000 units	2019/03/28	200,000,000	2017/09/19
67034	SGA Societe Generale Acceptance N.V./SG Issuer	HSI R Bull CBBC Apr 2019 M	0.2500	27,608 per 10,000 units	27,808 per 10,000 units	2019/04/29	200,000,000	2017/09/19
66610	SGA Societe Generale Acceptance N.V./SG Issuer	HSI R Bear CBBC Dec 2017 M	0.2500	28,088 per 12,000 units	27,988 per 12,000 units	2017/12/28	200,000,000	2017/09/19
67002	SGA Societe Generale Acceptance N.V./SG Issuer	HSI R Bear CBBC Jan 2018 L	0.2500	28,188 per 12,000 units	28,088 per 12,000 units	2018/01/30	200,000,000	2017/09/19
66937	SGA Societe Generale Acceptance N.V./SG Issuer	SHK Ppt P R Bull CBBC Jun 2018 B	0.2500	122.50 per 100 units	124 per 100 units	2018/06/08	60,000,000	2017/09/19
66948	SGA Societe Generale Acceptance N.V./SG Issuer	SHK Ppt P R Bear CBBC Jul 2018 A	0.2500	147 per 100 units	145 per 100 units	2018/07/10	40,000,000	2017/09/19
66951	SGA Societe Generale Acceptance N.V./SG Issuer	Sunny Optical R Bull CBBC Apr 2018 A	0.2500	106 per 100 units	110 per 100 units	2018/04/09	40,000,000	2017/09/19
66982	SGA Societe Generale Acceptance N.V./SG Issuer	Tencent R Bull CBBC Mar 2018 X	0.2500	329.40 per 100 units	332.20 per 100 units	2018/03/13	80,000,000	2017/09/19
66976	SGA Societe Generale Acceptance N.V./SG Issuer	Tencent R Bull CBBC Jul 2018 F	0.2500	325.60 per 100 units	328.40 per 100 units	2018/07/18	80,000,000	2017/09/19
66918	UBS AG	HSI R Bull CBBC Sep 2018 G	0.2500	27,700 per 12,000 units	27,900 per 12,000 units	2018/09/27	250,000,000	2017/09/19
66919	UBS AG	HSI R Bear CBBC Dec 2017 O	0.2500	28,100 per 10,000 units	28,000 per 10,000 units	2017/12/28	200,000,000	2017/09/19
67044	BNP Paribas Issuance B.V.	HSI R Bull CBBC Aug 2018 Z	0.2500	27,600 per 10,000 units	27,800 per 10,000 units	2018/08/30	250,000,000	2017/09/20
67205	Credit Suisse AG	Geely Auto R Bear CBBC Apr 2018 E	0.2500	22.1800	21.6800	2018/04/19	80,000,000	2017/09/20
67223	Credit Suisse AG	Galaxy Ent R Bull CBBC Jun 2018 F	0.2500	52.08 per 100 units	52.88 per 100 units	2018/06/28	50,000,000	2017/09/20
67185	Credit Suisse AG	Galaxy Ent R Bear CBBC Mar 2018 C	0.2500	63.78 per 100 units	62.98 per 100 units	2018/03/16	100,000,000	2017/09/20
67176	Credit Suisse AG	HSI R Bull CBBC Aug 2018 U	0.2500	27,700 per 10,000 units	27,900 per 10,000 units	2018/08/30	200,000,000	2017/09/20
67211	Credit Suisse AG	HSI R Bear CBBC Dec 2017 K	0.2500	28,090 per 10,000 units	27,890 per 10,000 units	2017/12/28	200,000,000	2017/09/20
67209	Credit Suisse AG	Ping An R Bear CBBC Apr 2018 G	2.0000	81.7800	80.2800	2018/04/26	80,000,000	2017/09/20
67187	Credit Suisse AG	Sunny Optical R Bull CBBC Mar 2018 E	0.2500	114.88 per 100 units	118.88 per 100 units	2018/03/08	40,000,000	2017/09/20
67201	Credit Suisse AG	Sunny Optical R Bear CBBC Feb 2018 D	0.2500	145.88 per 100 units	140.88 per 100 units	2018/02/28	100,000,000	2017/09/20
67217	Credit Suisse AG	Tencent R Bull CBBC Jul 2018 C	0.2500	331.48 per 100 units	333.98 per 100 units	2018/07/06	50,000,000	2017/09/20
67236	Goldman Sachs Structured Products (Asia) Ltd.	HSI R Bull CBBC Nov 2018 O	0.2500	27,750 per 10,000 units	27,850 per 10,000 units	2018/11/29	200,000,000	2017/09/20
67124	Goldman Sachs Structured Products (Asia) Ltd.	HSI R Bear CBBC Mar 2018 N	0.2500	28,000 per 10,000 units	27,900 per 10,000 units	2018/03/28	200,000,000	2017/09/20
67235	Goldman Sachs Structured Products (Asia) Ltd.	Tencent R Bull CBBC Apr 2018 B	0.2500	328 per 100 units	330 per 100 units	2018/04/27	80,000,000	2017/09/20
67064	Hongkong and Shanghai Banking Corporation Ltd., The	Geely Auto R Bull CBBC Jul 2018 E	0.2500	20.1800	20.5800	2018/07/31	40,000,000	2017/09/20
67061	Hongkong and Shanghai Banking Corporation Ltd., The	HKEX R Bull CBBC Jul 2018 V	0.2500	201.38 per 100 units	203.38 per 100 units	2018/07/23	50,000,000	2017/09/20

Newly listed callable bull/bear contracts (continued)

Code	Issuer	Name of issue	Issue prices (HK\$)	Strike price (HKD)/Strike level per 10 units	Call price (HKD)/Call level per 10 units	Expiry date	No. of issue (units)	Listing date
67046	Hongkong and Shanghai Banking Corporation Ltd., The	HSI R Bear CBBC May 2018 A	0.2500	28,048 per 15,000 units	27,898 per 15,000 units	2018/05/30	100,000,000	2017/09/20
67066	Hongkong and Shanghai Banking Corporation Ltd., The	Sunny Optical R Bull CBBC Apr 2018 C	0.2500	113.88 per 100 units	117.88 per 100 units	2018/04/23	40,000,000	2017/09/20
67055	Hongkong and Shanghai Banking Corporation Ltd., The	Tencent R Bull CBBC Jul 2018 M	0.2500	323.98 per 100 units	325.98 per 100 units	2018/07/23	60,000,000	2017/09/20
67260	J.P. Morgan Structured Products B.V.	Geely Auto R Bull CBBC Jan 2018 F	0.2500	19.4800	19.8800	2018/01/19	40,000,000	2017/09/20
67237	J.P. Morgan Structured Products B.V.	HSI R Bull CBBC Aug 2019 C	0.2500	27,750 per 10,000 units	27,900 per 10,000 units	2019/08/29	240,000,000	2017/09/20
67252	J.P. Morgan Structured Products B.V.	HSI R Bear CBBC Dec 2017 G	0.2500	28,050 per 10,000 units	27,900 per 10,000 units	2017/12/28	240,000,000	2017/09/20
67265	J.P. Morgan Structured Products B.V.	Sunny Optical R Bull CBBC Jan 2018 C	0.2500	115.88 per 100 units	119.88 per 100 units	2018/01/19	40,000,000	2017/09/20
67272	J.P. Morgan Structured Products B.V.	Sunny Optical R Bull CBBC Mar 2018 B	0.2500	105.88 per 100 units	109.88 per 100 units	2018/03/16	40,000,000	2017/09/20
67277	J.P. Morgan Structured Products B.V.	Tencent R Bull CBBC Dec 2017 R	0.2500	326.08 per 100 units	328.88 per 100 units	2017/12/22	60,000,000	2017/09/20
67127	Macquarie Bank Ltd.	HSI R Bull CBBC Sep 2018 T	0.2500	27,008 per 10,000 units	27,158 per 10,000 units	2018/09/27	40,000,000	2017/09/20
67132	Macquarie Bank Ltd.	HSI R Bull CBBC Sep 2018 U	0.2500	26,908 per 10,000 units	27,058 per 10,000 units	2018/09/27	40,000,000	2017/09/20
67137	Macquarie Bank Ltd.	HSI R Bull CBBC Sep 2018 V	0.2500	27,358 per 10,000 units	27,508 per 10,000 units	2018/09/27	40,000,000	2017/09/20
67079	Macquarie Bank Ltd.	Tencent R Bull CBBC Apr 2018 G	0.6680	317.88 per 100 units	319.88 per 100 units	2018/04/27	15,000,000	2017/09/20
67095	Macquarie Bank Ltd.	Tencent R Bull CBBC Apr 2018 H	0.6690	322.88 per 100 units	324.88 per 100 units	2018/04/27	15,000,000	2017/09/20
67096	Macquarie Bank Ltd.	Tencent R Bear CBBC Apr 2018 G	0.6670	360.58 per 100 units	357.88 per 100 units	2018/04/27	15,000,000	2017/09/20
67098	Macquarie Bank Ltd.	Tencent R Bear CBBC Apr 2018 H	0.6670	365.58 per 100 units	362.88 per 100 units	2018/04/27	15,000,000	2017/09/20
67040	SGA Societe Generale Acceptance N.V./SG Issuer	CMB R Bull CBBC Oct 2018 A	0.2500	27 per 100 units	27.40 per 100 units	2018/10/30	40,000,000	2017/09/20
67043	SGA Societe Generale Acceptance N.V./SG Issuer	CMB R Bull CBBC Nov 2018 A	0.2500	25 per 100 units	25.40 per 100 units	2018/11/29	40,000,000	2017/09/20
67234	SGA Societe Generale Acceptance N.V./SG Issuer	HSI R Bull CBBC Mar 2019 O	0.2500	27,658 per 12,000 units	27,758 per 12,000 units	2019/03/28	200,000,000	2017/09/20
67224	SGA Societe Generale Acceptance N.V./SG Issuer	HSI R Bear CBBC Jan 2018 M	0.2500	28,038 per 12,000 units	27,938 per 12,000 units	2018/01/30	200,000,000	2017/09/20
67287	SGA Societe Generale Acceptance N.V./SG Issuer	SHK Ppt P R Bull CBBC Jul 2018 A	0.2500	128.50 per 100 units	130 per 100 units	2018/07/30	60,000,000	2017/09/20
67291	SGA Societe Generale Acceptance N.V./SG Issuer	Tencent R Bull CBBC Apr 2018 L	0.2500	331 per 100 units	333.80 per 100 units	2018/04/09	80,000,000	2017/09/20
67149	UBS AG	HSI R Bull CBBC Nov 2018 J	0.2500	27,750 per 10,000 units	27,850 per 10,000 units	2018/11/29	200,000,000	2017/09/20
67140	UBS AG	HSI R Bull CBBC Nov 2018 Z	0.2500	27,822 per 10,000 units	27,972 per 10,000 units	2018/11/29	250,000,000	2017/09/20
67153	UBS AG	HSI R Bear CBBC Dec 2017 R	0.2500	28,100 per 12,000 units	27,900 per 12,000 units	2017/12/28	250,000,000	2017/09/20
67155	UBS AG	HSI R Bear CBBC Dec 2017 T	0.2500	28,250 per 12,000 units	28,050 per 12,000 units	2017/12/28	250,000,000	2017/09/20
67157	UBS AG	Petrochina R Bull CBBC Apr 2018 A	0.2500	4.5900	4.7900	2018/04/09	40,000,000	2017/09/20
67170	UBS AG	Tencent R Bull CBBC Jul 2018 C	0.2500	331.18 per 100 units	333.98 per 100 units	2018/07/16	50,000,000	2017/09/20
67337	BNP Paribas Issuance B.V.	HSI R Bull CBBC Aug 2018 O	0.2500	27,500 per 10,000 units	27,700 per 10,000 units	2018/08/30	250,000,000	2017/09/21
67338	BNP Paribas Issuance B.V.	HSI R Bear CBBC Mar 2018 B	0.2500	28,000 per 10,000 units	27,800 per 10,000 units	2018/03/28	250,000,000	2017/09/21
67547	Credit Suisse AG	CUni R Bull CBBC Feb 2018 E	0.2500	10.3800	10.5800	2018/02/28	50,000,000	2017/09/21
67522	Credit Suisse AG	HSI R Bull CBBC Apr 2018 T	0.2500	27,628 per 10,000 units	27,728 per 10,000 units	2018/04/27	150,000,000	2017/09/21
67521	Credit Suisse AG	HSI R Bull CBBC May 2018 R	0.2500	27,700 per 12,000 units	27,850 per 12,000 units	2018/05/30	200,000,000	2017/09/21
67551	Credit Suisse AG	HSI R Bear CBBC Dec 2017 P	0.2500	28,200 per 10,000 units	28,000 per 10,000 units	2017/12/28	200,000,000	2017/09/21
67549	Credit Suisse AG	HSI R Bear CBBC Feb 2018 D	0.2500	27,877 per 10,000 units	27,777 per 10,000 units	2018/02/27	150,000,000	2017/09/21
67538	Credit Suisse AG	Sunny Optical R Bull CBBC Feb 2018 C	0.2500	121.88 per 100 units	125.88 per 100 units	2018/02/22	40,000,000	2017/09/21
67533	Credit Suisse AG	Tencent R Bull CBBC Jul 2018 D	0.2500	335.28 per 100 units	337.78 per 100 units	2018/07/12	50,000,000	2017/09/21
67370	The Bank of East Asia, Ltd.	Sunny Optical R Bull CBBC Jul 2018 A	0.2500	116.88 per 100 units	120.88 per 100 units	2018/07/06	40,000,000	2017/09/21
67372	The Bank of East Asia, Ltd.	Sunny Optical R Bull CBBC Jul 2018 B	0.2500	106.88 per 100 units	110.88 per 100 units	2018/07/06	40,000,000	2017/09/21
67365	The Bank of East Asia, Ltd.	Tencent R Bull CBBC Jul 2018 H	0.2500	331.28 per 100 units	334.28 per 100 units	2018/07/06	40,000,000	2017/09/21
67415	The Bank of East Asia, Ltd.	Tencent R Bull CBBC Jul 2018 I	0.2500	334.68 per 100 units	337.68 per 100 units	2018/07/06	40,000,000	2017/09/21
67366	The Bank of East Asia, Ltd.	Tencent R Bear CBBC Jul 2018 C	0.3500	371.88 per 100 units	368.88 per 100 units	2018/07/06	30,000,000	2017/09/21
67293	Goldman Sachs Structured Products (Asia) Ltd.	CSOP A50 ETF R Bull CBBC Apr 2018A	0.2500	13.9000	14.0000	2018/04/27	60,000,000	2017/09/21

Newly listed callable bull/bear contracts (continued)

Code	Issuer	Name of issue	Issue prices (HK\$)	Strike price (HKD)/Strike level per 10 units	Call price (HKD)/Call level per 10 units	Expiry date	No. of issue (units)	Listing date
67500	Goldman Sachs Structured Products (Asia) Ltd.	HSI R Bull CBBC Dec 2018 K	0.2500	27,600 per 10,000 units	27,700 per 10,000 units	2018/12/28	200,000,000	2017/09/21
67495	Goldman Sachs Structured Products (Asia) Ltd.	HSI R Bear CBBC Mar 2018 O	0.2500	28,250 per 10,000 units	28,150 per 10,000 units	2018/03/28	200,000,000	2017/09/21
67507	Goldman Sachs Structured Products (Asia) Ltd.	Tencent R Bull CBBC May 2018 J	0.2500	334.98 per 100 units	336.98 per 100 units	2018/05/04	80,000,000	2017/09/21
67511	Goldman Sachs Structured Products (Asia) Ltd.	Tencent R Bull CBBC May 2018 K	0.2500	333 per 100 units	335 per 100 units	2018/05/04	80,000,000	2017/09/21
67517	Goldman Sachs Structured Products (Asia) Ltd.	Tencent R Bear CBBC Apr 2018 C	0.2500	339.20 per 100 units	337.20 per 100 units	2018/04/27	80,000,000	2017/09/21
67356	Hongkong and Shanghai Banking Corporation Ltd., The	AAC Tech R Bull CBBC Jun 2018 A	0.2500	132.88 per 100 units	136.88 per 100 units	2018/06/29	40,000,000	2017/09/21
67361	Hongkong and Shanghai Banking Corporation Ltd., The	HSI R Bear CBBC Apr 2018 R	0.2500	27,938 per 15,000 units	27,788 per 15,000 units	2018/04/27	100,000,000	2017/09/21
67354	Hongkong and Shanghai Banking Corporation Ltd., The	Sunny Optical R Bull CBBC Jun 2018 A	0.2500	118.88 per 100 units	122.88 per 100 units	2018/06/29	40,000,000	2017/09/21
67346	Hongkong and Shanghai Banking Corporation Ltd., The	Tencent R Bull CBBC Jun 2018 D	0.2500	334.80 per 100 units	336.80 per 100 units	2018/06/29	60,000,000	2017/09/21
67348	Hongkong and Shanghai Banking Corporation Ltd., The	Tencent R Bear CBBC Aug 2018 G	0.4000	373.38 per 100 units	370.88 per 100 units	2018/08/17	50,000,000	2017/09/21
67353	Hongkong and Shanghai Banking Corporation Ltd., The	Tencent R Bear CBBC Aug 2018 H	0.5000	383.38 per 100 units	380.88 per 100 units	2018/08/31	50,000,000	2017/09/21
67426	J.P. Morgan Structured Products B.V.	AAC Tech R Bull CBBC Jan 2018 A	0.2500	137.98 per 100 units	141.98 per 100 units	2018/01/19	40,000,000	2017/09/21
67459	J.P. Morgan Structured Products B.V.	AAC Tech R Bull CBBC Feb 2018 A	0.2500	128.88 per 100 units	132.88 per 100 units	2018/02/15	40,000,000	2017/09/21
67418	J.P. Morgan Structured Products B.V.	HSI R Bull CBBC Dec 2018 P	0.2500	27,758 per 10,000 units	27,858 per 10,000 units	2018/12/28	240,000,000	2017/09/21
67419	J.P. Morgan Structured Products B.V.	HSI R Bear CBBC Dec 2017 H	0.2500	27,950 per 10,000 units	27,800 per 10,000 units	2017/12/28	240,000,000	2017/09/21
67425	J.P. Morgan Structured Products B.V.	Sunny Optical R Bull CBBC Jan 2018 D	0.2500	124.08 per 100 units	128.08 per 100 units	2018/01/19	50,000,000	2017/09/21
67463	J.P. Morgan Structured Products B.V.	Tencent R Bull CBBC Jan 2018 Q	0.2500	334.18 per 100 units	336.98 per 100 units	2018/01/19	60,000,000	2017/09/21
67465	J.P. Morgan Structured Products B.V.	Tencent R Bear CBBC Feb 2018 M	0.4000	372.88 per 100 units	370.08 per 100 units	2018/02/15	60,000,000	2017/09/21
67376	SGA Societe Generale Acceptance N.V./SG Issuer	CCB R Bull CBBC Aug 2018 I	0.2500	6.5600	6.6600	2018/08/30	100,000,000	2017/09/21
67400	SGA Societe Generale Acceptance N.V./SG Issuer	CSOP A50 ETF R Bull CBBC Apr 2018 D	0.2500	14.2000	14.3000	2018/04/11	40,000,000	2017/09/21
67380	SGA Societe Generale Acceptance N.V./SG Issuer	Galaxy R Bear CBBC Jul 2018 A	0.2500	63.80 per 100 units	63 per 100 units	2018/07/20	80,000,000	2017/09/21
67589	SGA Societe Generale Acceptance N.V./SG Issuer	HSI R Bull CBBC Jul 2019 D	0.2500	27,608 per 10,000 units	27,708 per 10,000 units	2019/07/30	200,000,000	2017/09/21
67559	SGA Societe Generale Acceptance N.V./SG Issuer	HSI R Bear CBBC Dec 2017 R	0.2500	27,888 per 12,000 units	27,788 per 12,000 units	2017/12/28	200,000,000	2017/09/21
67568	SGA Societe Generale Acceptance N.V./SG Issuer	HSI R Bear CBBC Jan 2018 N	0.2500	27,938 per 12,000 units	27,838 per 12,000 units	2018/01/30	200,000,000	2017/09/21
67387	SGA Societe Generale Acceptance N.V./SG Issuer	Ping An R Bull CBBC Jun 2018 B	0.2500	60.95 per 100 units	61.55 per 100 units	2018/06/20	100,000,000	2017/09/21
67399	SGA Societe Generale Acceptance N.V./SG Issuer	Sunny Optical R Bull CBBC Aug 2018 A	0.2500	117 per 100 units	121 per 100 units	2018/08/30	40,000,000	2017/09/21
67597	SGA Societe Generale Acceptance N.V./SG Issuer	Tencent R Bull CBBC Jul 2018 G	0.2500	334 per 100 units	336.80 per 100 units	2018/07/04	80,000,000	2017/09/21
67473	UBS AG	HSI R Bull CBBC Oct 2018 G	0.2500	27,600 per 12,000 units	27,800 per 12,000 units	2018/10/30	250,000,000	2017/09/21
67494	UBS AG	HSI R Bear CBBC Dec 2017 M	0.2500	27,978 per 12,000 units	27,778 per 12,000 units	2017/12/28	250,000,000	2017/09/21
67485	UBS AG	Tencent R Bull CBBC Jun 2018 A	0.2500	335.28 per 100 units	337.78 per 100 units	2018/06/25	50,000,000	2017/09/21
67598	BNP Paribas Issuance B.V.	HSI R Bull CBBC Aug 2018 P	0.2500	27,400 per 10,000 units	27,600 per 10,000 units	2018/08/30	250,000,000	2017/09/22
67633	BNP Paribas Issuance B.V.	Tencent R Bull CBBC Aug 2018 I	0.2500	333 per 100 units	335 per 100 units	2018/08/30	50,000,000	2017/09/22
67753	Credit Suisse AG	CNOOC R Bull CBBC Oct 2018 D	0.2500	9.2000	9.4000	2018/10/12	50,000,000	2017/09/22
67727	Credit Suisse AG	HSI R Bull CBBC Apr 2018 U	0.2500	27,428 per 10,000 units	27,528 per 10,000 units	2018/04/27	150,000,000	2017/09/22
67697	Credit Suisse AG	HSI R Bull CBBC May 2018 S	0.2500	27,500 per 12,000 units	27,650 per 12,000 units	2018/05/30	200,000,000	2017/09/22
67724	Credit Suisse AG	HSI R Bull CBBC Aug 2018 X	0.2500	27,600 per 10,000 units	27,800 per 10,000 units	2018/08/30	200,000,000	2017/09/22
67707	Credit Suisse AG	HSI R Bear CBBC Mar 2018 E	0.2500	28,000 per 12,000 units	27,850 per 12,000 units	2018/03/28	200,000,000	2017/09/22
67748	Credit Suisse AG	ICBC R Bull CBBC Sep 2018 I	0.2500	5.6100	5.7100	2018/09/14	70,000,000	2017/09/22
67745	Credit Suisse AG	Tencent R Bull CBBC Jul 2018 E	0.2500	338.08 per 100 units	340.58 per 100 units	2018/07/05	50,000,000	2017/09/22
67634	Goldman Sachs Structured Products (Asia) Ltd.	HSI R Bull CBBC Mar 2019 A	0.2500	27,500 per 10,000 units	27,600 per 10,000 units	2019/03/28	200,000,000	2017/09/22
67636	Goldman Sachs Structured Products (Asia) Ltd.	HSI R Bull CBBC Mar 2019 B	0.2500	27,650 per 10,000 units	27,750 per 10,000 units	2019/03/28	200,000,000	2017/09/22
67816	Goldman Sachs Structured Products (Asia) Ltd.	Tencent R Bull CBBC May 2018 L	0.2500	336.60 per 100 units	338.60 per 100 units	2018/05/15	80,000,000	2017/09/22
67819	Goldman Sachs Structured Products (Asia) Ltd.	Tencent R Bear CBBC Mar 2018 A	0.2500	342 per 100 units	340 per 100 units	2018/03/29	80,000,000	2017/09/22

Newly listed callable bull/bear contracts (continued)

Code	Issuer	Name of issue	Issue prices (HK\$)	Strike price (HKD)/Strike level per 10 units	Call price (HKD)/Call level per 10 units	Expiry date	No. of issue (units)	Listing date
67631	Hongkong and Shanghai Banking Corporation Ltd., The	HKEX R Bull CBBC Jun 2018 K	0.2500	207.88 per 100 units	209.88 per 100 units	2018/06/25	50,000,000	2017/09/22
67616	Hongkong and Shanghai Banking Corporation Ltd., The	HSI R Bull CBBC Apr 2018 Z	0.2500	27,448 per 15,000 units	27,598 per 15,000 units	2018/04/27	100,000,000	2017/09/22
67605	Hongkong and Shanghai Banking Corporation Ltd., The	Tencent R Bull CBBC Jul 2018 N	0.2500	332.68 per 100 units	334.68 per 100 units	2018/07/16	60,000,000	2017/09/22
67611	Hongkong and Shanghai Banking Corporation Ltd., The	Tencent R Bear CBBC Jul 2018 J	0.3500	367.88 per 100 units	365.88 per 100 units	2018/07/16	50,000,000	2017/09/22
67841	J.P. Morgan Structured Products B.V.	AAC Tech R Bull CBBC Mar 2018 A	0.2500	118.88 per 100 units	122.88 per 100 units	2018/03/16	40,000,000	2017/09/22
67838	J.P. Morgan Structured Products B.V.	CNOOC R Bull CBBC Oct 2018 A	0.2500	8.8800	9.0800	2018/10/19	80,000,000	2017/09/22
67845	J.P. Morgan Structured Products B.V.	HKEX R Bull CBBC Jan 2018 G	0.2500	206.38 per 100 units	208.38 per 100 units	2018/01/19	40,000,000	2017/09/22
67830	J.P. Morgan Structured Products B.V.	HSI R Bull CBBC Nov 2018 Z	0.2500	27,558 per 10,000 units	27,658 per 10,000 units	2018/11/29	240,000,000	2017/09/22
67820	J.P. Morgan Structured Products B.V.	HSI R Bull CBBC Aug 2019 D	0.2500	27,650 per 10,000 units	27,800 per 10,000 units	2019/08/29	240,000,000	2017/09/22
67849	J.P. Morgan Structured Products B.V.	HSI R Bear CBBC Dec 2017 I	0.2500	28,148 per 10,000 units	28,048 per 10,000 units	2017/12/28	240,000,000	2017/09/22
67855	J.P. Morgan Structured Products B.V.	HSI R Bear CBBC Jan 2018 H	0.2500	27,948 per 10,000 units	27,848 per 10,000 units	2018/01/30	240,000,000	2017/09/22
67847	J.P. Morgan Structured Products B.V.	Tencent R Bull CBBC Jan 2018 R	0.2500	332.08 per 100 units	334.88 per 100 units	2018/01/19	60,000,000	2017/09/22
67637	SGA Societe Generale Acceptance N.V./SG Issuer	CCB R Bull CBBC Sep 2018 A	0.2500	6.4600	6.5600	2018/09/12	100,000,000	2017/09/22
67801	SGA Societe Generale Acceptance N.V./SG Issuer	China Life R Bull CBBC Jul 2018 B	0.2500	23.2000	23.7000	2018/07/11	40,000,000	2017/09/22
67667	SGA Societe Generale Acceptance N.V./SG Issuer	Evergrande R Bull CBBC Aug 2018 A	0.5300	21.5000	22.5000	2018/08/06	40,000,000	2017/09/22
67674	SGA Societe Generale Acceptance N.V./SG Issuer	Evergrande R Bull CBBC Sep 2018 A	0.6500	20.3000	21.3000	2018/09/05	40,000,000	2017/09/22
67813	SGA Societe Generale Acceptance N.V./SG Issuer	Galaxy R Bull CBBC Jul 2018 A	0.2500	51.45 per 100 units	52.25 per 100 units	2018/07/12	80,000,000	2017/09/22
67792	SGA Societe Generale Acceptance N.V./SG Issuer	HSI R Bull CBBC Mar 2019 P	0.2500	27,558 per 12,000 units	27,658 per 12,000 units	2019/03/28	200,000,000	2017/09/22
67788	SGA Societe Generale Acceptance N.V./SG Issuer	HSI R Bear CBBC Dec 2017 N	0.2500	27,988 per 10,000 units	27,888 per 10,000 units	2017/12/28	200,000,000	2017/09/22
67675	SGA Societe Generale Acceptance N.V./SG Issuer	Tencent R Bull CBBC Mar 2018 Y	0.2500	337.60 per 100 units	340.40 per 100 units	2018/03/22	80,000,000	2017/09/22
67679	SGA Societe Generale Acceptance N.V./SG Issuer	Tencent R Bull CBBC Apr 2018 M	0.2500	332.60 per 100 units	335.40 per 100 units	2018/04/20	80,000,000	2017/09/22
67684	SGA Societe Generale Acceptance N.V./SG Issuer	Tencent R Bull CBBC Jul 2018 H	0.2500	335.80 per 100 units	338.60 per 100 units	2018/07/12	80,000,000	2017/09/22
67686	SGA Societe Generale Acceptance N.V./SG Issuer	Tencent R Bear CBBC Aug 2018 C	0.5200	389.80 per 100 units	387 per 100 units	2018/08/09	80,000,000	2017/09/22
67696	SGA Societe Generale Acceptance N.V./SG Issuer	Tencent R Bear CBBC Oct 2018 C	0.5800	395.80 per 100 units	393 per 100 units	2018/10/12	80,000,000	2017/09/22
67768	UBS AG	HSI R Bull CBBC Nov 2018 K	0.2500	27,038 per 10,000 units	27,188 per 10,000 units	2018/11/29	250,000,000	2017/09/22
67777	UBS AG	HSI R Bull CBBC Dec 2018 A	0.2500	26,627 per 10,000 units	26,777 per 10,000 units	2018/12/28	250,000,000	2017/09/22
67765	UBS AG	HSI R Bull CBBC Apr 2019 A	0.2500	27,650 per 10,000 units	27,750 per 10,000 units	2019/04/29	200,000,000	2017/09/22
67784	UBS AG	HSI R Bear CBBC Dec 2017 P	0.2500	28,050 per 12,000 units	27,850 per 12,000 units	2017/12/28	250,000,000	2017/09/22
67782	UBS AG	HSI R Bear CBBC Jan 2018 H	0.2500	28,388 per 10,000 units	28,238 per 10,000 units	2018/01/30	250,000,000	2017/09/22
68091	BNP Paribas Issuance B.V.	CSOP A50 ETF R Bull CBBC Jun 18B	0.2500	13.8000	14.0000	2018/06/28	60,000,000	2017/09/25
68078	BNP Paribas Issuance B.V.	HKEX R Bull CBBC Aug 2018 L	0.2500	206 per 100 units	208 per 100 units	2018/08/30	50,000,000	2017/09/25
68101	BNP Paribas Issuance B.V.	HSCEI R Bull CBBC Aug 2018 X	0.2500	10,900 per 10,000 units	11,000 per 10,000 units	2018/08/30	100,000,000	2017/09/25
67931	BNP Paribas Issuance B.V.	HSI R Bull CBBC Sep 2018 A	0.2500	27,700 per 10,000 units	27,900 per 10,000 units	2018/09/27	250,000,000	2017/09/25
68340	BNP Paribas Issuance B.V.	HSI R Bull CBBC Sep 2018 B	0.2500	27,900 per 10,000 units	28,100 per 10,000 units	2018/09/27	250,000,000	2017/09/25
67928	BNP Paribas Issuance B.V.	HSI R Bull CBBC Sep 2018 X	0.2500	27,800 per 10,000 units	28,000 per 10,000 units	2018/09/27	250,000,000	2017/09/25
67866	BNP Paribas Issuance B.V.	HSI R Bear CBBC Mar 2018 C	0.2500	28,100 per 10,000 units	27,900 per 10,000 units	2018/03/28	250,000,000	2017/09/25
67870	BNP Paribas Issuance B.V.	HSI R Bear CBBC Mar 2018 T	0.2500	28,300 per 10,000 units	28,100 per 10,000 units	2018/03/28	250,000,000	2017/09/25
68330	BNP Paribas Issuance B.V.	Tencent R Bull CBBC Aug 2018 M	0.2500	343 per 100 units	345 per 100 units	2018/08/30	50,000,000	2017/09/25
68328	BNP Paribas Issuance B.V.	Tencent R Bull CBBC Aug 2018 P	0.2500	338 per 100 units	340 per 100 units	2018/08/30	50,000,000	2017/09/25
67873	BNP Paribas Issuance B.V.	Tencent R Bear CBBC Apr 2018 S	0.2500	347 per 100 units	345 per 100 units	2018/04/27	50,000,000	2017/09/25
68225	Credit Suisse AG	AIA R Bull CBBC Jun 2018 C	0.2500	58.38 per 100 units	58.98 per 100 units	2018/06/29	50,000,000	2017/09/25
68251	Credit Suisse AG	Geely Auto R Bull CBBC Apr 2018 C	0.2500	21.2800	21.6800	2018/04/19	40,000,000	2017/09/25
68202	Credit Suisse AG	HKEX R Bull CBBC Jun 2018 J	0.2500	207.58 per 100 units	209.58 per 100 units	2018/06/29	50,000,000	2017/09/25

Newly listed callable bull/bear contracts (continued)

Code	Issuer	Name of issue	Issue prices (HK\$)	Strike price (HKD)/Strike level per 10 units	Call price (HKD)/Call level per 10 units	Expiry date	No. of issue (units)	Listing date
68206	Credit Suisse AG	HKEX R Bull CBBC Jun 2018 K	0.2500	216.18 per 100 units	218.18 per 100 units	2018/06/22	50,000,000	2017/09/25
68197	Credit Suisse AG	HSI R Bull CBBC May 2018 T	0.2500	28,009 per 12,000 units	28,159 per 12,000 units	2018/05/30	200,000,000	2017/09/25
68199	Credit Suisse AG	HSI R Bull CBBC Sep 2018 B	0.2500	27,800 per 10,000 units	28,000 per 10,000 units	2018/09/27	200,000,000	2017/09/25
68200	Credit Suisse AG	HSI R Bull CBBC Sep 2018 Z	0.2500	27,400 per 10,000 units	27,600 per 10,000 units	2018/09/27	200,000,000	2017/09/25
68195	Credit Suisse AG	HSI R Bear CBBC Dec 2017 D	0.2500	28,300 per 10,000 units	28,100 per 10,000 units	2017/12/28	200,000,000	2017/09/25
68193	Credit Suisse AG	HSI R Bear CBBC Dec 2017 M	0.2500	28,008 per 10,000 units	27,808 per 10,000 units	2017/12/28	200,000,000	2017/09/25
68194	Credit Suisse AG	HSI R Bear CBBC Mar 2018 F	0.2500	28,078 per 12,000 units	27,928 per 12,000 units	2018/03/28	200,000,000	2017/09/25
68237	Credit Suisse AG	Sunny Optical R Bear CBBC Feb 2018 E	0.2600	155.88 per 100 units	150.88 per 100 units	2018/02/23	40,000,000	2017/09/25
68207	Credit Suisse AG	Tencent R Bull CBBC Jul 2018 F	0.2500	343.18 per 100 units	345.98 per 100 units	2018/07/20	50,000,000	2017/09/25
68133	The Bank of East Asia, Ltd.	AIA R Bull CBBC Jul 2018 B	0.2500	57.48 per 100 units	58.28 per 100 units	2018/07/12	40,000,000	2017/09/25
68113	The Bank of East Asia, Ltd.	China Mobile R Bull CBBC Jul 2018 A	0.2500	79.68 per 100 units	81.18 per 100 units	2018/07/12	60,000,000	2017/09/25
68145	The Bank of East Asia, Ltd.	Geely Auto R Bull CBBC Jul 2018 B	0.2500	19.8800	20.2800	2018/07/12	40,000,000	2017/09/25
68105	The Bank of East Asia, Ltd.	HKEX R Bull CBBC Jul 2018 C	0.2500	205.88 per 100 units	207.88 per 100 units	2018/07/12	40,000,000	2017/09/25
68107	The Bank of East Asia, Ltd.	HKEX R Bull CBBC Jul 2018 D	0.2500	213.08 per 100 units	215.08 per 100 units	2018/07/12	40,000,000	2017/09/25
68126	The Bank of East Asia, Ltd.	Ping An R Bull CBBC Jun 2018 I	0.6500	61.4800	62.2800	2018/06/15	16,000,000	2017/09/25
68108	The Bank of East Asia, Ltd.	Tencent R Bull CBBC Jul 2018 J	0.2500	337.28 per 100 units	340.28 per 100 units	2018/07/12	40,000,000	2017/09/25
68112	The Bank of East Asia, Ltd.	Tencent R Bull CBBC Jul 2018 K	0.2500	342.98 per 100 units	345.98 per 100 units	2018/07/12	40,000,000	2017/09/25
68541	Goldman Sachs Structured Products (Asia) Ltd.	CSOP A50 ETF R Bull CBBC Mar 2018A	0.2500	13.4000	13.5000	2018/03/28	60,000,000	2017/09/25
68253	Goldman Sachs Structured Products (Asia) Ltd.	HSI R Bull CBBC Apr 2019 A	0.2500	27,900 per 10,000 units	28,000 per 10,000 units	2019/04/29	200,000,000	2017/09/25
68254	Goldman Sachs Structured Products (Asia) Ltd.	HSI R Bull CBBC Apr 2019 B	0.2500	28,059 per 10,000 units	28,159 per 10,000 units	2019/04/29	200,000,000	2017/09/25
67878	Goldman Sachs Structured Products (Asia) Ltd.	HSI R Bear CBBC Feb 2018 J	0.2500	28,250 per 12,000 units	28,100 per 12,000 units	2018/02/27	200,000,000	2017/09/25
68523	Goldman Sachs Structured Products (Asia) Ltd.	Tencent R Bull CBBC May 2018 M	0.2500	343.98 per 100 units	345.98 per 100 units	2018/05/15	80,000,000	2017/09/25
68527	Goldman Sachs Structured Products (Asia) Ltd.	Tencent R Bull CBBC May 2018 N	0.2500	340 per 100 units	342 per 100 units	2018/05/11	80,000,000	2017/09/25
68529	Goldman Sachs Structured Products (Asia) Ltd.	Tencent R Bull CBBC May 2018 O	0.2500	338 per 100 units	340 per 100 units	2018/05/10	80,000,000	2017/09/25
68524	Goldman Sachs Structured Products (Asia) Ltd.	Tencent R Bear CBBC Apr 2018 D	0.2500	358 per 100 units	356 per 100 units	2018/04/30	80,000,000	2017/09/25
68613	Goldman Sachs Structured Products (Asia) Ltd.	Tencent R Bear CBBC Apr 2018 F	0.2630	372 per 100 units	370 per 100 units	2018/04/30	80,000,000	2017/09/25
67920	Hongkong and Shanghai Banking Corporation Ltd., The	CNOOC R Bull CBBC Aug 2018 D	0.2500	8.9800	9.1800	2018/08/27	50,000,000	2017/09/25
67924	Hongkong and Shanghai Banking Corporation Ltd., The	Geely Auto R Bull CBBC Aug 2018 C	0.2500	20.8800	21.3800	2018/08/20	40,000,000	2017/09/25
67926	Hongkong and Shanghai Banking Corporation Ltd., The	HKEX R Bull CBBC Jul 2018 W	0.2500	213.58 per 100 units	215.58 per 100 units	2018/07/16	50,000,000	2017/09/25
67896	Hongkong and Shanghai Banking Corporation Ltd., The	HSCEI R Bull CBBC Apr 2018 J	0.2500	10,938 per 10,000 units	11,038 per 10,000 units	2018/04/27	60,000,000	2017/09/25
67880	Hongkong and Shanghai Banking Corporation Ltd., The	HSI R Bull CBBC Apr 2018 X	0.2500	27,948 per 15,000 units	28,098 per 15,000 units	2018/04/27	100,000,000	2017/09/25
67911	Hongkong and Shanghai Banking Corporation Ltd., The	Ping An R Bull CBBC Apr 2018 F	0.2500	62.18 per 100 units	62.88 per 100 units	2018/04/30	80,000,000	2017/09/25
67900	Hongkong and Shanghai Banking Corporation Ltd., The	Tencent R Bull CBBC Jul 2018 S	0.2500	342.58 per 100 units	344.58 per 100 units	2018/07/30	60,000,000	2017/09/25
67907	Hongkong and Shanghai Banking Corporation Ltd., The	Tencent R Bull CBBC Aug 2018 O	0.2500	338.88 per 100 units	340.88 per 100 units	2018/08/06	60,000,000	2017/09/25
68151	Haitong International Securities Co. Ltd.	Evergrande R Bull CBBC Sep 2018 A	0.5580	22.8000	23.8000	2018/09/24	40,000,000	2017/09/25
68164	Haitong International Securities Co. Ltd.	Evergrande R Bull CBBC Oct 2018 A	0.3610	24.8000	25.8000	2018/10/10	40,000,000	2017/09/25
68175	Haitong International Securities Co. Ltd.	Evergrande R Bull CBBC Oct 2018 B	0.2630	25.8000	26.8000	2018/10/15	40,000,000	2017/09/25
68180	Haitong International Securities Co. Ltd.	Geely Auto R Bull CBBC Jul 2018 A	0.2500	19.3000	19.8000	2018/07/27	40,000,000	2017/09/25
68184	Haitong International Securities Co. Ltd.	Geely Auto R Bull CBBC Jul 2018 B	0.3460	18.3000	18.8000	2018/07/25	40,000,000	2017/09/25
68188	Haitong International Securities Co. Ltd.	Galaxy Ent R Bull CBBC Jun 2018 B	0.4580	49.0000	49.8000	2018/06/25	40,000,000	2017/09/25
68189	Haitong International Securities Co. Ltd.	Tencent R Bear CBBC Apr 2018 H	0.2500	361 per 100 units	358 per 100 units	2018/04/26	40,000,000	2017/09/25
68577	J.P. Morgan Structured Products B.V.	HKEX R Bull CBBC Jan 2018 H	0.2500	211.88 per 100 units	213.88 per 100 units	2018/01/19	40,000,000	2017/09/25
68586	J.P. Morgan Structured Products B.V.	HSI R Bull CBBC Nov 2018 J	0.2500	27,658 per 10,000 units	27,758 per 10,000 units	2018/11/29	240,000,000	2017/09/25

Newly listed callable bull/bear contracts (continued)

Code	Issuer	Name of issue	Issue prices (HK\$)	Strike price (HKD)/Strike level per 10 units	Call price (HKD)/Call level per 10 units	Expiry date	No. of issue (units)	Listing date
68606	J.P. Morgan Structured Products B.V.	HSI R Bull CBBC Dec 2018 Q	0.2500	27,458 per 10,000 units	27,558 per 10,000 units	2018/12/28	240,000,000	2017/09/25
68583	J.P. Morgan Structured Products B.V.	HSI R Bull CBBC Aug 2019 E	0.2500	28,059 per 10,000 units	28,159 per 10,000 units	2019/08/29	240,000,000	2017/09/25
68546	J.P. Morgan Structured Products B.V.	HSI R Bear CBBC Dec 2017 L	0.2500	28,048 per 10,000 units	27,948 per 10,000 units	2017/12/28	240,000,000	2017/09/25
68561	J.P. Morgan Structured Products B.V.	HSI R Bear CBBC Dec 2017 M	0.2500	28,250 per 10,000 units	28,100 per 10,000 units	2017/12/28	240,000,000	2017/09/25
68562	J.P. Morgan Structured Products B.V.	Tencent R Bull CBBC Jan 2018 S	0.2500	342.18 per 100 units	344.98 per 100 units	2018/01/19	60,000,000	2017/09/25
68576	J.P. Morgan Structured Products B.V.	Tencent R Bull CBBC Jan 2018 T	0.2500	338.08 per 100 units	340.88 per 100 units	2018/01/19	60,000,000	2017/09/25
68102	Macquarie Bank Ltd.	HKEX R Bull CBBC Jun 2018 J	0.5580	206.50 per 100 units	208.50 per 100 units	2018/06/27	20,000,000	2017/09/25
68104	Macquarie Bank Ltd.	HKEX R Bull CBBC Jun 2018 K	0.5350	210.50 per 100 units	212.50 per 100 units	2018/06/27	20,000,000	2017/09/25
68357	Macquarie Bank Ltd.	HSI R Bull CBBC Sep 2018 W	0.2500	27,108 per 10,000 units	27,258 per 10,000 units	2018/09/27	40,000,000	2017/09/25
68358	Macquarie Bank Ltd.	HSI R Bull CBBC Sep 2018 X	0.2500	27,208 per 10,000 units	27,358 per 10,000 units	2018/09/27	40,000,000	2017/09/25
68360	Macquarie Bank Ltd.	HSI R Bull CBBC Sep 2018 Y	0.2500	27,458 per 10,000 units	27,608 per 10,000 units	2018/09/27	40,000,000	2017/09/25
68365	Macquarie Bank Ltd.	HSI R Bull CBBC Sep 2018 Z	0.2500	27,558 per 10,000 units	27,708 per 10,000 units	2018/09/27	40,000,000	2017/09/25
67961	Macquarie Bank Ltd.	Tencent R Bull CBBC Apr 2018 I	0.6440	337.88 per 100 units	339.88 per 100 units	2018/04/30	16,000,000	2017/09/25
67963	Macquarie Bank Ltd.	Tencent R Bull CBBC Apr 2018 J	0.6720	332.88 per 100 units	334.88 per 100 units	2018/04/30	15,000,000	2017/09/25
67992	Macquarie Bank Ltd.	Tencent R Bull CBBC Apr 2018 K	0.7070	327.88 per 100 units	329.88 per 100 units	2018/04/30	15,000,000	2017/09/25
67940	Macquarie Bank Ltd.	Tencent R Bear CBBC Apr 2018 I	0.6250	347.88 per 100 units	345.18 per 100 units	2018/04/30	16,000,000	2017/09/25
67943	Macquarie Bank Ltd.	Tencent R Bear CBBC Apr 2018 J	0.7160	357.88 per 100 units	355.18 per 100 units	2018/04/30	14,000,000	2017/09/25
67960	Macquarie Bank Ltd.	Tencent R Bear CBBC Apr 2018 K	0.7660	362.88 per 100 units	360.18 per 100 units	2018/04/30	14,000,000	2017/09/25
68369	SGA Societe Generale Acceptance N.V./SG Issuer	AIA R Bull CBBC Jun 2018 C	0.2500	59.70 per 100 units	60.30 per 100 units	2018/06/28	60,000,000	2017/09/25
68374	SGA Societe Generale Acceptance N.V./SG Issuer	Geely Auto R Bull CBBC Aug 2018 B	0.2500	20.3000	20.8000	2018/08/30	40,000,000	2017/09/25
68379	SGA Societe Generale Acceptance N.V./SG Issuer	Geely Auto R Bull CBBC Sep 2018 B	0.2500	21.3000	21.8000	2018/09/27	40,000,000	2017/09/25
67999	SGA Societe Generale Acceptance N.V./SG Issuer	Geely Auto R Bear CBBC Apr 2018 B	0.3550	25.0500	24.5500	2018/04/20	40,000,000	2017/09/25
68000	SGA Societe Generale Acceptance N.V./SG Issuer	Geely Auto R Bear CBBC Jul 2018 A	0.4600	26.0500	25.5500	2018/07/20	40,000,000	2017/09/25
68008	SGA Societe Generale Acceptance N.V./SG Issuer	Geely Auto R Bear CBBC Oct 2018 A	0.6700	28.0500	27.5500	2018/10/26	40,000,000	2017/09/25
68388	SGA Societe Generale Acceptance N.V./SG Issuer	HKEX R Bull CBBC Apr 2018 E	0.2500	216 per 100 units	218 per 100 units	2018/04/09	50,000,000	2017/09/25
68011	SGA Societe Generale Acceptance N.V./SG Issuer	HKEX R Bull CBBC Jun 2018 F	0.2500	212 per 100 units	214 per 100 units	2018/06/15	50,000,000	2017/09/25
68033	SGA Societe Generale Acceptance N.V./SG Issuer	HKEX R Bull CBBC Jun 2018 G	0.2500	206.60 per 100 units	208.60 per 100 units	2018/06/28	50,000,000	2017/09/25
68395	SGA Societe Generale Acceptance N.V./SG Issuer	HKEX R Bull CBBC Jun 2018 H	0.2500	214 per 100 units	216 per 100 units	2018/06/26	50,000,000	2017/09/25
68035	SGA Societe Generale Acceptance N.V./SG Issuer	HKEX R Bull CBBC Jul 2018 D	0.2500	209 per 100 units	211 per 100 units	2018/07/16	50,000,000	2017/09/25
68412	SGA Societe Generale Acceptance N.V./SG Issuer	HSBC R Bull CBBC Apr 2018 G	0.2500	75.10 per 100 units	76.10 per 100 units	2018/04/16	100,000,000	2017/09/25
68486	SGA Societe Generale Acceptance N.V./SG Issuer	HSI R Bull CBBC Mar 2019 Q	0.2500	28,008 per 10,000 units	28,108 per 10,000 units	2019/03/28	200,000,000	2017/09/25
68517	SGA Societe Generale Acceptance N.V./SG Issuer	HSI R Bull CBBC Apr 2019 N	0.2500	27,508 per 10,000 units	27,608 per 10,000 units	2019/04/29	200,000,000	2017/09/25
68522	SGA Societe Generale Acceptance N.V./SG Issuer	HSI R Bull CBBC Apr 2019 O	0.2500	28,058 per 12,000 units	28,158 per 12,000 units	2019/04/29	200,000,000	2017/09/25
68456	SGA Societe Generale Acceptance N.V./SG Issuer	HSI R Bear CBBC Dec 2017 T	0.2500	28,338 per 12,000 units	28,238 per 12,000 units	2017/12/28	200,000,000	2017/09/25
68463	SGA Societe Generale Acceptance N.V./SG Issuer	HSI R Bear CBBC Dec 2017 V	0.2500	29,500 per 20,000 units	29,400 per 20,000 units	2017/12/28	200,000,000	2017/09/25
68464	SGA Societe Generale Acceptance N.V./SG Issuer	HSI R Bear CBBC Jan 2018 O	0.2500	28,388 per 10,000 units	28,188 per 10,000 units	2018/01/30	200,000,000	2017/09/25
68467	SGA Societe Generale Acceptance N.V./SG Issuer	HSI R Bear CBBC Jan 2018 P	0.2500	29,900 per 20,000 units	29,800 per 20,000 units	2018/01/30	200,000,000	2017/09/25
68468	SGA Societe Generale Acceptance N.V./SG Issuer	HSI R Bear CBBC Feb 2018 N	0.2500	29,588 per 10,000 units	29,488 per 10,000 units	2018/02/27	200,000,000	2017/09/25
68040	SGA Societe Generale Acceptance N.V./SG Issuer	ICBC R Bull CBBC Aug 2018 H	0.2500	5.6600	5.7600	2018/08/24	60,000,000	2017/09/25
68415	SGA Societe Generale Acceptance N.V./SG Issuer	Ping An R Bull CBBC May 2018 E	0.2500	62.20 per 100 units	62.80 per 100 units	2018/05/28	100,000,000	2017/09/25
68051	SGA Societe Generale Acceptance N.V./SG Issuer	Sunny Optical R Bull CBBC Feb 2018 A	0.2500	124.60 per 100 units	128.60 per 100 units	2018/02/26	40,000,000	2017/09/25
68418	SGA Societe Generale Acceptance N.V./SG Issuer	Tencent R Bull CBBC Apr 2018 N	0.2500	343 per 100 units	345.80 per 100 units	2018/04/17	80,000,000	2017/09/25
68421	SGA Societe Generale Acceptance N.V./SG Issuer	Tencent R Bull CBBC Jun 2018 F	0.2500	341.20 per 100 units	344 per 100 units	2018/06/25	80,000,000	2017/09/25

Newly listed callable bull/bear contracts (continued)

Code	Issuer	Name of issue	Issue prices (HK\$)	Strike price (HKD)/Strike level per 10 units	Call price (HKD)/Call level per 10 units	Expiry date	No. of issue (units)	Listing date
68277	UBS AG	HKEX R Bull CBBC May 2018 C	0.2500	213 per 100 units	215 per 100 units	2018/05/28	50,000,000	2017/09/25
68276	UBS AG	HKEX R Bull CBBC Jul 2018 A	0.2500	208 per 100 units	210 per 100 units	2018/07/09	50,000,000	2017/09/25
68315	UBS AG	HSI R Bull CBBC Nov 2018 F	0.2500	27,500 per 12,000 units	27,700 per 12,000 units	2018/11/29	250,000,000	2017/09/25
68316	UBS AG	HSI R Bull CBBC Nov 2018 G	0.2500	27,450 per 10,000 units	27,550 per 10,000 units	2018/11/29	200,000,000	2017/09/25
68314	UBS AG	HSI R Bull CBBC Dec 2018 B	0.2500	27,900 per 10,000 units	28,000 per 10,000 units	2018/12/28	200,000,000	2017/09/25
68305	UBS AG	HSI R Bull CBBC Apr 2019 B	0.2500	27,959 per 12,000 units	28,159 per 12,000 units	2019/04/29	250,000,000	2017/09/25
68265	UBS AG	HSI R Bear CBBC Dec 2017 U	0.2500	27,908 per 10,000 units	27,808 per 10,000 units	2017/12/28	200,000,000	2017/09/25
68266	UBS AG	HSI R Bear CBBC Dec 2017 V	0.2500	28,150 per 12,000 units	27,950 per 12,000 units	2017/12/28	250,000,000	2017/09/25
68273	UBS AG	HSI R Bear CBBC Dec 2017 W	0.2500	28,250 per 10,000 units	28,100 per 10,000 units	2017/12/28	250,000,000	2017/09/25
68274	UBS AG	HSI R Bear CBBC Dec 2017 X	0.2500	28,938 per 10,000 units	28,788 per 10,000 units	2017/12/28	250,000,000	2017/09/25
68342	UBS AG	Tencent R Bull CBBC May 2018 A	0.2500	339.08 per 100 units	341.88 per 100 units	2018/05/21	50,000,000	2017/09/25
68348	UBS AG	Tencent R Bull CBBC Jul 2018 D	0.2500	343.48 per 100 units	345.98 per 100 units	2018/07/16	50,000,000	2017/09/25
68286	UBS AG	Tencent R Bear CBBC Apr 2018 B	0.3900	383.18 per 100 units	380.18 per 100 units	2018/04/16	50,000,000	2017/09/25
68667	BNP Paribas Issuance B.V.	HKEX R Bull CBBC Aug 2018 M	0.2500	214 per 100 units	216 per 100 units	2018/08/30	50,000,000	2017/09/26
68659	BNP Paribas Issuance B.V.	HSBC R Bull CBBC Aug 2018 G	0.2500	75 per 100 units	76 per 100 units	2018/08/30	150,000,000	2017/09/26
68668	BNP Paribas Issuance B.V.	HSI R Bear CBBC Mar 2018 D	0.2500	28,400 per 10,000 units	28,200 per 10,000 units	2018/03/28	250,000,000	2017/09/26
68627	BNP Paribas Issuance B.V.	Tencent R Bear CBBC Apr 2018 E	0.3000	372 per 100 units	370 per 100 units	2018/04/27	50,000,000	2017/09/26
68625	BNP Paribas Issuance B.V.	Tencent R Bear CBBC Apr 2018 P	0.2500	367 per 100 units	365 per 100 units	2018/04/27	50,000,000	2017/09/26
68962	Credit Suisse AG	Geely Auto R Bull CBBC Apr 2018 D	0.2500	22.2800	22.7800	2018/04/12	40,000,000	2017/09/26
68963	Credit Suisse AG	Geely Auto R Bear CBBC Apr 2018 F	0.3600	26.6800	26.1800	2018/04/12	40,000,000	2017/09/26
69005	Credit Suisse AG	HKEX R Bull CBBC Jun 2018 L	0.2500	211.98 per 100 units	213.98 per 100 units	2018/06/28	50,000,000	2017/09/26
68960	Credit Suisse AG	HSBC R Bull CBBC Jul 2018 E	0.2500	75.88 per 100 units	76.88 per 100 units	2018/07/05	70,000,000	2017/09/26
68956	Credit Suisse AG	HSI R Bull CBBC May 2018 U	0.2500	27,788 per 12,000 units	27,938 per 12,000 units	2018/05/30	200,000,000	2017/09/26
68957	Credit Suisse AG	HSI R Bull CBBC Aug 2018 A	0.2500	27,488 per 10,000 units	27,688 per 10,000 units	2018/08/30	200,000,000	2017/09/26
68955	Credit Suisse AG	HSI R Bull CBBC Aug 2018 C	0.2500	27,900 per 10,000 units	28,100 per 10,000 units	2018/08/30	200,000,000	2017/09/26
69016	Credit Suisse AG	HSI R Bear CBBC Dec 2017 O	0.2500	28,400 per 10,000 units	28,200 per 10,000 units	2017/12/28	200,000,000	2017/09/26
69015	Credit Suisse AG	HSI R Bear CBBC Mar 2018 G	0.2500	28,202 per 12,000 units	28,052 per 12,000 units	2018/03/28	200,000,000	2017/09/26
69012	Credit Suisse AG	Sands China R Bull CBBC Jul 2018 C	0.2500	37.58 per 100 units	38.38 per 100 units	2018/07/20	50,000,000	2017/09/26
69011	Credit Suisse AG	Tencent R Bull CBBC Jul 2018 G	0.2500	340.48 per 100 units	343.28 per 100 units	2018/07/18	50,000,000	2017/09/26
68797	Goldman Sachs Structured Products (Asia) Ltd.	HSI R Bull CBBC Apr 2019 C	0.2500	27,950 per 12,000 units	28,100 per 12,000 units	2019/04/29	200,000,000	2017/09/26
68804	Goldman Sachs Structured Products (Asia) Ltd.	HSI R Bull CBBC Apr 2019 D	0.2500	27,450 per 10,000 units	27,550 per 10,000 units	2019/04/29	200,000,000	2017/09/26
68794	Goldman Sachs Structured Products (Asia) Ltd.	HSI R Bear CBBC Feb 2018 K	0.2500	28,300 per 10,000 units	28,200 per 10,000 units	2018/02/27	200,000,000	2017/09/26
68928	Goldman Sachs Structured Products (Asia) Ltd.	Tencent R Bull CBBC Mar 2018 A	0.2500	342 per 100 units	344 per 100 units	2018/03/29	80,000,000	2017/09/26
69055	Goldman Sachs Structured Products (Asia) Ltd.	Tencent R Bull CBBC Mar 2018 B	0.2500	332 per 100 units	334 per 100 units	2018/03/29	80,000,000	2017/09/26
68935	Goldman Sachs Structured Products (Asia) Ltd.	Tencent R Bear CBBC Mar 2018 B	0.2500	350 per 100 units	348 per 100 units	2018/03/29	80,000,000	2017/09/26
68939	Goldman Sachs Structured Products (Asia) Ltd.	Tencent R Bear CBBC Mar 2018 C	0.2500	346.30 per 100 units	344.30 per 100 units	2018/03/29	80,000,000	2017/09/26
68778	Hongkong and Shanghai Banking Corporation Ltd., The	AIA R Bull CBBC Jul 2018 E	0.2500	58.58 per 100 units	59.28 per 100 units	2018/07/09	60,000,000	2017/09/26
68745	Hongkong and Shanghai Banking Corporation Ltd., The	CUni R Bear CBBC Mar 2018 C	0.2500	12.4800	12.2800	2018/03/26	40,000,000	2017/09/26
68779	Hongkong and Shanghai Banking Corporation Ltd., The	Evergrande R Bull CBBC Aug 2018 B	0.2500	23.10 per 100 units	24.08 per 100 units	2018/08/27	80,000,000	2017/09/26
68707	Hongkong and Shanghai Banking Corporation Ltd., The	Geely Auto R Bull CBBC Mar 2018 C	0.2500	22.4800	22.9800	2018/03/26	40,000,000	2017/09/26
68690	Hongkong and Shanghai Banking Corporation Ltd., The	Geely Auto R Bull CBBC Jul 2018 F	0.2500	21.6800	22.1800	2018/07/16	40,000,000	2017/09/26
68723	Hongkong and Shanghai Banking Corporation Ltd., The	Geely Auto R Bear CBBC Aug 2018 D	0.3500	26.3800	25.8800	2018/08/27	40,000,000	2017/09/26
68727	Hongkong and Shanghai Banking Corporation Ltd., The	HKEX R Bull CBBC Mar 2018 J	0.2500	217.18 per 100 units	219.18 per 100 units	2018/03/26	50,000,000	2017/09/26

Newly listed callable bull/bear contracts (continued)

Code	Issuer	Name of issue	Issue prices (HK\$)	Strike price (HKD)/Strike level per 10 units	Call price (HKD)/Call level per 10 units	Expiry date	No. of issue (units)	Listing date
68725	Hongkong and Shanghai Banking Corporation Ltd., The	HKEX R Bull CBBC Aug 2018 B	0.2500	210.88 per 100 units	212.88 per 100 units	2018/08/06	50,000,000	2017/09/26
68780	Hongkong and Shanghai Banking Corporation Ltd., The	HSI R Bull CBBC Jul 2018 K	0.2500	27,798 per 20,000 units	27,998 per 20,000 units	2018/07/30	150,000,000	2017/09/26
68732	Hongkong and Shanghai Banking Corporation Ltd., The	Ping An R Bull CBBC Jun 2018 A	0.2500	60.68 per 100 units	61.38 per 100 units	2018/06/11	80,000,000	2017/09/26
68762	Hongkong and Shanghai Banking Corporation Ltd., The	Tencent R Bull CBBC Jul 2018 T	0.2500	344.58 per 100 units	346.58 per 100 units	2018/07/09	60,000,000	2017/09/26
68919	Haitong International Securities Co. Ltd.	Evergrande R Bear CBBC Mar 2018 A	0.6530	35.0000	33.8000	2018/03/26	30,000,000	2017/09/26
68867	Haitong International Securities Co. Ltd.	Geely Auto R Bull CBBC May 2018 A	0.2500	21.0000	21.4800	2018/05/18	40,000,000	2017/09/26
68886	Haitong International Securities Co. Ltd.	Tencent R Bull CBBC Apr 2018 A	0.2770	320.80 per 100 units	323.80 per 100 units	2018/04/27	40,000,000	2017/09/26
68900	Haitong International Securities Co. Ltd.	Tencent R Bull CBBC Apr 2018 B	0.2500	325 per 100 units	328 per 100 units	2018/04/26	40,000,000	2017/09/26
68907	Haitong International Securities Co. Ltd.	Tencent R Bull CBBC Apr 2018 C	0.2500	333.80 per 100 units	336.80 per 100 units	2018/04/25	40,000,000	2017/09/26
68912	Haitong International Securities Co. Ltd.	Tencent R Bull CBBC Apr 2018 D	0.2500	340 per 100 units	342.80 per 100 units	2018/04/24	40,000,000	2017/09/26
68918	Haitong International Securities Co. Ltd.	Tencent R Bear CBBC Apr 2018 I	0.2960	374 per 100 units	371 per 100 units	2018/04/23	40,000,000	2017/09/26
69074	J.P. Morgan Structured Products B.V.	HSI R Bull CBBC Dec 2018 R	0.2500	27,950 per 10,000 units	28,100 per 10,000 units	2018/12/28	240,000,000	2017/09/26
69081	J.P. Morgan Structured Products B.V.	HSI R Bear CBBC Dec 2017 O	0.2500	28,350 per 10,000 units	28,200 per 10,000 units	2017/12/28	240,000,000	2017/09/26
69083	J.P. Morgan Structured Products B.V.	Ping An R Bull CBBC Mar 2018 D	0.2500	58.28 per 100 units	58.88 per 100 units	2018/03/16	100,000,000	2017/09/26
69084	J.P. Morgan Structured Products B.V.	Tencent R Bull CBBC Feb 2018 H	0.2500	340.08 per 100 units	342.88 per 100 units	2018/02/15	60,000,000	2017/09/26
68828	Macquarie Bank Ltd.	HSBC R Bull CBBC Sep 2018 A	0.2500	72.50 per 100 units	74 per 100 units	2018/09/27	40,000,000	2017/09/26
68850	Macquarie Bank Ltd.	Ping An R Bull CBBC Sep 2018 D	0.2500	60 per 100 units	61.50 per 100 units	2018/09/27	40,000,000	2017/09/26
68864	Macquarie Bank Ltd.	Ping An R Bear CBBC Sep 2018 B	0.2500	65 per 100 units	63.50 per 100 units	2018/09/27	40,000,000	2017/09/26
69059	SGA Societe Generale Acceptance N.V./SG Issuer	Evergrande R Bull CBBC Aug 2018 B	0.3150	25.1000	26.1000	2018/08/16	40,000,000	2017/09/26
69063	SGA Societe Generale Acceptance N.V./SG Issuer	Evergrande R Bull CBBC Sep 2018 B	0.5200	23.1000	24.1000	2018/09/21	40,000,000	2017/09/26
68805	SGA Societe Generale Acceptance N.V./SG Issuer	HSBC R Bull CBBC Jul 2018 B	0.2500	75.90 per 100 units	76.90 per 100 units	2018/07/10	100,000,000	2017/09/26
69045	SGA Societe Generale Acceptance N.V./SG Issuer	HSI R Bull CBBC Mar 2019 R	0.2500	27,458 per 12,000 units	27,558 per 12,000 units	2019/03/28	200,000,000	2017/09/26
69046	SGA Societe Generale Acceptance N.V./SG Issuer	HSI R Bull CBBC Apr 2019 P	0.2500	27,858 per 10,000 units	27,958 per 10,000 units	2019/04/29	200,000,000	2017/09/26
68819	SGA Societe Generale Acceptance N.V./SG Issuer	HSI R Bull CBBC Jul 2019 E	0.2500	27,958 per 12,000 units	28,058 per 12,000 units	2019/07/30	200,000,000	2017/09/26
69054	SGA Societe Generale Acceptance N.V./SG Issuer	HSI R Bull CBBC Jul 2019 F	0.2500	27,908 per 10,000 units	28,008 per 10,000 units	2019/07/30	200,000,000	2017/09/26
69018	SGA Societe Generale Acceptance N.V./SG Issuer	HSI R Bear CBBC Feb 2018 O	0.2500	28,188 per 10,000 units	28,088 per 10,000 units	2018/02/27	200,000,000	2017/09/26
69026	SGA Societe Generale Acceptance N.V./SG Issuer	HSI R Bear CBBC Feb 2018 P	0.2500	28,238 per 12,000 units	28,138 per 12,000 units	2018/02/27	200,000,000	2017/09/26
69064	SGA Societe Generale Acceptance N.V./SG Issuer	Tencent R Bull CBBC Jul 2018 I	0.2500	339.40 per 100 units	342.20 per 100 units	2018/07/04	80,000,000	2017/09/26
68922	UBS AG	HSI R Bull CBBC Sep 2018 R	0.2500	27,550 per 10,000 units	27,650 per 10,000 units	2018/09/27	200,000,000	2017/09/26
68920	UBS AG	HSI R Bull CBBC Nov 2018 H	0.2500	28,000 per 10,000 units	28,100 per 10,000 units	2018/11/29	200,000,000	2017/09/26
68921	UBS AG	HSI R Bear CBBC Dec 2017 Z	0.2500	28,250 per 10,000 units	28,150 per 10,000 units	2017/12/28	200,000,000	2017/09/26
69192	Credit Suisse AG	CUni R Bull CBBC Apr 2018 A	0.2500	10.8800	11.0800	2018/04/26	50,000,000	2017/09/27
69200	Credit Suisse AG	China Shenhua R Bull CBBC May 2018 A	0.2500	18.3800	18.8800	2018/05/31	40,000,000	2017/09/27
69189	Credit Suisse AG	Geely Auto R Bull CBBC May 2018 A	0.2500	23.3800	23.8800	2018/05/30	40,000,000	2017/09/27
69191	Credit Suisse AG	Geely Auto R Bear CBBC Apr 2018 G	0.3900	27.7800	27.1800	2018/04/25	40,000,000	2017/09/27
69206	Credit Suisse AG	Geely Auto R Bear CBBC Apr 2018 H	0.5000	28.7800	28.1800	2018/04/18	40,000,000	2017/09/27
69188	Credit Suisse AG	HSBC R Bull CBBC Aug 2018 A	0.2500	74.88 per 100 units	75.88 per 100 units	2018/08/09	80,000,000	2017/09/27
69171	Credit Suisse AG	HSI R Bull CBBC Jan 2018 M	0.2500	27,900 per 12,000 units	28,050 per 12,000 units	2018/01/30	200,000,000	2017/09/27
69174	Credit Suisse AG	HSI R Bear CBBC Mar 2018 H	0.2500	28,300 per 12,000 units	28,150 per 12,000 units	2018/03/28	200,000,000	2017/09/27
69201	Credit Suisse AG	Ping An R Bull CBBC Oct 2018 F	0.2500	61.2800	61.8800	2018/10/25	100,000,000	2017/09/27
69150	Goldman Sachs Structured Products (Asia) Ltd.	HSI R Bull CBBC Aug 2019 A	0.2500	27,800 per 12,000 units	27,950 per 12,000 units	2019/08/29	200,000,000	2017/09/27
69151	Goldman Sachs Structured Products (Asia) Ltd.	HSI R Bull CBBC Aug 2019 B	0.2500	27,950 per 10,000 units	28,050 per 10,000 units	2019/08/29	200,000,000	2017/09/27
69105	Goldman Sachs Structured Products (Asia) Ltd.	HSI R Bear CBBC Mar 2018 P	0.2500	28,152 per 10,000 units	28,052 per 10,000 units	2018/03/28	200,000,000	2017/09/27

Newly listed callable bull/bear contracts (continued)

Code	Issuer	Name of issue	Issue prices (HK\$)	Strike price (HKD)/Strike level per 10 units	Call price (HKD)/Call level per 10 units	Expiry date	No. of issue (units)	Listing date
69160	Goldman Sachs Structured Products (Asia) Ltd.	Tencent R Bull CBBC Mar 2018 C	0.2500	344.38 per 100 units	346.38 per 100 units	2018/03/29	80,000,000	2017/09/27
69170	Goldman Sachs Structured Products (Asia) Ltd.	Tencent R Bear CBBC Mar 2018 D	0.2500	362 per 100 units	360 per 100 units	2018/03/29	80,000,000	2017/09/27
69120	Hongkong and Shanghai Banking Corporation Ltd., The	COVS R Bull CBBC Jul 2018 B	0.2500	26.5800	27.1800	2018/07/30	40,000,000	2017/09/27
69117	Hongkong and Shanghai Banking Corporation Ltd., The	Geely Auto R Bull CBBC Aug 2018 D	0.2500	23.2800	23.7800	2018/08/27	40,000,000	2017/09/27
69111	Hongkong and Shanghai Banking Corporation Ltd., The	Geely Auto R Bear CBBC Aug 2018 E	0.5000	28.3800	27.8800	2018/08/20	40,000,000	2017/09/27
69125	Hongkong and Shanghai Banking Corporation Ltd., The	HKEX R Bull CBBC Aug 2018 C	0.2500	215.38 per 100 units	217.38 per 100 units	2018/08/13	50,000,000	2017/09/27
69109	Hongkong and Shanghai Banking Corporation Ltd., The	Tencent R Bull CBBC Mar 2018 W	0.2500	340.68 per 100 units	342.68 per 100 units	2018/03/26	60,000,000	2017/09/27
69211	J.P. Morgan Structured Products B.V.	HKEX R Bull CBBC Jan 2018 I	0.2500	214.88 per 100 units	216.88 per 100 units	2018/01/19	40,000,000	2017/09/27
69220	J.P. Morgan Structured Products B.V.	HSI R Bull CBBC Aug 2019 F	0.2500	27,858 per 10,000 units	28,008 per 10,000 units	2019/08/29	240,000,000	2017/09/27
69223	J.P. Morgan Structured Products B.V.	HSI R Bear CBBC Jan 2018 K	0.2500	28,248 per 10,000 units	28,148 per 10,000 units	2018/01/30	240,000,000	2017/09/27
69207	J.P. Morgan Structured Products B.V.	Tencent R Bull CBBC Feb 2018 I	0.2500	336.08 per 100 units	338.88 per 100 units	2018/02/15	60,000,000	2017/09/27
69288	Macquarie Bank Ltd.	China Life R Bull CBBC Apr 2018 A	0.4400	22.8800	23.3800	2018/04/30	23,000,000	2017/09/27
69287	Macquarie Bank Ltd.	HKEX R Bull CBBC Sep 2018 A	0.5060	214.50 per 100 units	216.50 per 100 units	2018/09/26	20,000,000	2017/09/27
69293	Macquarie Bank Ltd.	Tencent R Bull CBBC Apr 2018 L	0.6290	342.88 per 100 units	344.88 per 100 units	2018/04/30	16,000,000	2017/09/27
69128	SGA Societe Generale Acceptance N.V./SG Issuer	CUni R Bull CBBC Jul 2018 B	0.2500	10.8200	11.0200	2018/07/09	40,000,000	2017/09/27
69140	SGA Societe Generale Acceptance N.V./SG Issuer	Geely Auto R Bull CBBC Apr 2018 D	0.2500	22.5000	23.0000	2018/04/11	40,000,000	2017/09/27
69142	SGA Societe Generale Acceptance N.V./SG Issuer	Geely Auto R Bear CBBC Oct 2018 B	0.6200	30.0500	29.5500	2018/10/08	40,000,000	2017/09/27
69246	SGA Societe Generale Acceptance N.V./SG Issuer	HSI R Bear CBBC Mar 2018 E	0.2500	28,300 per 20,000 units	28,200 per 20,000 units	2018/03/28	200,000,000	2017/09/27
69149	SGA Societe Generale Acceptance N.V./SG Issuer	ICBC R Bull CBBC Jun 2018 A	0.2500	5.5300	5.6300	2018/06/04	60,000,000	2017/09/27
69235	UBS AG	HSI R Bull CBBC Oct 2018 L	0.2500	27,850 per 12,000 units	28,050 per 12,000 units	2018/10/30	250,000,000	2017/09/27
69239	UBS AG	HSI R Bull CBBC Oct 2018 M	0.2500	27,450 per 10,000 units	27,600 per 10,000 units	2018/10/30	250,000,000	2017/09/27
69232	UBS AG	HSI R Bear CBBC Dec 2017 K	0.2500	28,152 per 10,000 units	28,052 per 10,000 units	2017/12/28	200,000,000	2017/09/27
69234	UBS AG	HSI R Bear CBBC Dec 2017 L	0.2500	28,400 per 12,000 units	28,200 per 12,000 units	2017/12/28	250,000,000	2017/09/27
69434	Credit Suisse AG	BOCL R Bull CBBC Sep 2018 C	0.2500	3.8800	3.9600	2018/09/14	70,000,000	2017/09/28
69429	Credit Suisse AG	CCB R Bull CBBC Sep 2018 K	0.2500	6.5200	6.6200	2018/09/14	70,000,000	2017/09/28
69428	Credit Suisse AG	Galaxy Ent R Bull CBBC Jun 2018 G	0.2500	51.88 per 100 units	52.68 per 100 units	2018/06/13	50,000,000	2017/09/28
69411	Credit Suisse AG	HSI R Bull CBBC Apr 2018 V	0.2500	28,027 per 10,000 units	28,127 per 10,000 units	2018/04/27	200,000,000	2017/09/28
69412	Credit Suisse AG	HSI R Bear CBBC Jan 2018 M	0.2500	28,228 per 10,000 units	28,128 per 10,000 units	2018/01/30	200,000,000	2017/09/28
69433	Credit Suisse AG	ICBC R Bull CBBC Sep 2018 J	0.2500	5.7700	5.8700	2018/09/19	70,000,000	2017/09/28
69435	Credit Suisse AG	Ping An R Bull CBBC Oct 2018 G	0.2500	61.78 per 100 units	62.38 per 100 units	2018/10/12	100,000,000	2017/09/28
69404	The Bank of East Asia, Ltd.	Geely Auto R Bull CBBC Jul 2018 C	0.2500	22.3800	22.8800	2018/07/13	40,000,000	2017/09/28
69380	The Bank of East Asia, Ltd.	Galaxy Ent R Bull CBBC Jul 2018 A	0.6500	51.2800	52.0800	2018/07/13	16,000,000	2017/09/28
69402	The Bank of East Asia, Ltd.	HSBC Holdings R Bull CBBC May 2018 A	0.2500	74.88 per 100 units	76.08 per 100 units	2018/05/08	60,000,000	2017/09/28
69407	The Bank of East Asia, Ltd.	Tencent R Bull CBBC Jul 2018 L	0.2500	340.28 per 100 units	343.28 per 100 units	2018/07/13	40,000,000	2017/09/28
69465	Goldman Sachs Structured Products (Asia) Ltd.	CSOP A50 ETF R Bull CBBC Mar 2018B	0.2500	14.0500	14.1500	2018/03/29	80,000,000	2017/09/28
69454	Goldman Sachs Structured Products (Asia) Ltd.	HSI R Bear CBBC Feb 2018 L	0.2500	28,250 per 10,000 units	28,150 per 10,000 units	2018/02/27	200,000,000	2017/09/28
69457	Goldman Sachs Structured Products (Asia) Ltd.	HSI R Bear CBBC Feb 2018 M	0.2500	30,300 per 10,000 units	30,200 per 10,000 units	2018/02/27	200,000,000	2017/09/28
69464	Goldman Sachs Structured Products (Asia) Ltd.	HSI R Bear CBBC Mar 2018 Q	0.2500	30,500 per 10,000 units	30,400 per 10,000 units	2018/03/28	200,000,000	2017/09/28
69445	Goldman Sachs Structured Products (Asia) Ltd.	Tencent R Bull CBBC Apr 2018 C	0.2500	345.18 per 100 units	347.18 per 100 units	2018/04/10	80,000,000	2017/09/28
69451	Goldman Sachs Structured Products (Asia) Ltd.	Tencent R Bear CBBC Apr 2018 G	0.2500	354 per 100 units	352 per 100 units	2018/04/10	80,000,000	2017/09/28
69315	Hongkong and Shanghai Banking Corporation Ltd., The	CUni R Bull CBBC Aug 2018 D	0.2500	10.8800	11.0800	2018/08/13	40,000,000	2017/09/28
69316	Hongkong and Shanghai Banking Corporation Ltd., The	CC Bank R Bull CBBC Aug 2018 H	0.2500	6.5300	6.6300	2018/08/27	80,000,000	2017/09/28
69306	Hongkong and Shanghai Banking Corporation Ltd., The	Geely Auto R Bear CBBC Aug 2018 F	0.4000	27.3800	26.8800	2018/08/13	40,000,000	2017/09/28

Newly listed callable bull/bear contracts (continued)

Code	Issuer	Name of issue	Issue prices (HK\$)	Strike price (HKD)/Strike level per 10 units	Call price (HKD)/Call level per 10 units	Expiry date	No. of issue (units)	Listing date
69302	Hongkong and Shanghai Banking Corporation Ltd., The	Galaxy Ent R Bull CBBC Jul 2018 F	0.2500	52.58 per 100 units	53.38 per 100 units	2018/07/23	80,000,000	2017/09/28
69297	Hongkong and Shanghai Banking Corporation Ltd., The	HSI R Bear CBBC Mar 2018 M	0.2500	28,338 per 15,000 units	28,188 per 15,000 units	2018/03/28	100,000,000	2017/09/28
69298	Hongkong and Shanghai Banking Corporation Ltd., The	HSI R Bear CBBC Aug 2018 P	0.2500	30,338 per 15,000 units	30,188 per 15,000 units	2018/08/30	100,000,000	2017/09/28
69300	Hongkong and Shanghai Banking Corporation Ltd., The	HSI R Bear CBBC Aug 2018 Q	0.2500	30,438 per 15,000 units	30,288 per 15,000 units	2018/08/30	100,000,000	2017/09/28
69322	Hongkong and Shanghai Banking Corporation Ltd., The	ICBC R Bull CBBC Aug 2018 H	0.2500	5.6800	5.7800	2018/08/27	80,000,000	2017/09/28
69303	Hongkong and Shanghai Banking Corporation Ltd., The	Sands China R Bull CBBC Aug 2018 E	0.2500	37.78 per 100 units	38.58 per 100 units	2018/08/20	80,000,000	2017/09/28
69308	Hongkong and Shanghai Banking Corporation Ltd., The	Sunny Optical R Bull CBBC Jul 2018 C	0.2500	124.88 per 100 units	128.88 per 100 units	2018/07/16	40,000,000	2017/09/28
69304	Hongkong and Shanghai Banking Corporation Ltd., The	Tencent R Bull CBBC Aug 2018 P	0.2500	336.88 per 100 units	338.88 per 100 units	2018/08/13	60,000,000	2017/09/28
69305	Hongkong and Shanghai Banking Corporation Ltd., The	Tencent R Bear CBBC Jul 2018 K	0.4000	378.38 per 100 units	375.88 per 100 units	2018/07/30	50,000,000	2017/09/28
69357	Haitong International Securities Co. Ltd.	Great Wall Motor R Bull CBBC Jun 2018 A	0.2500	9.4800	9.8800	2018/06/20	60,000,000	2017/09/28
69349	Haitong International Securities Co. Ltd.	HKEX R Bull CBBC Jun 2018 G	0.2500	212.80 per 100 units	214.80 per 100 units	2018/06/01	40,000,000	2017/09/28
69353	Haitong International Securities Co. Ltd.	HKEX R Bull CBBC Jun 2018 H	0.2500	206.80 per 100 units	208.80 per 100 units	2018/06/04	40,000,000	2017/09/28
69324	Haitong International Securities Co. Ltd.	HSBC R Bull CBBC Jun 2018 E	0.2500	73.58 per 100 units	74.80 per 100 units	2018/06/27	80,000,000	2017/09/28
69342	Haitong International Securities Co. Ltd.	SHK Ppt R Bull CBBC May 2018 A	0.2500	125.30 per 100 units	126.80 per 100 units	2018/05/24	40,000,000	2017/09/28
69343	Haitong International Securities Co. Ltd.	SHK Ppt R Bull CBBC May 2018 B	0.2500	115.30 per 100 units	116.80 per 100 units	2018/05/23	40,000,000	2017/09/28
69331	Haitong International Securities Co. Ltd.	Sunny Optical R Bull CBBC Apr 2018 B	0.2500	116.80 per 100 units	120.80 per 100 units	2018/04/23	40,000,000	2017/09/28
69340	Haitong International Securities Co. Ltd.	Sunny Optical R Bull CBBC Apr 2018 C	0.2500	106.80 per 100 units	110.80 per 100 units	2018/04/24	40,000,000	2017/09/28
69493	J.P. Morgan Structured Products B.V.	Galaxy Ent R Bull CBBC Mar 2018 A	0.2500	51.08 per 100 units	51.88 per 100 units	2018/03/16	100,000,000	2017/09/28
69507	J.P. Morgan Structured Products B.V.	HSI R Bull CBBC Nov 2018 E	0.2500	27,958 per 10,000 units	28,058 per 10,000 units	2018/11/29	240,000,000	2017/09/28
69519	J.P. Morgan Structured Products B.V.	HSI R Bull CBBC Aug 2019 G	0.2500	27,450 per 10,000 units	27,600 per 10,000 units	2019/08/29	240,000,000	2017/09/28
69516	J.P. Morgan Structured Products B.V.	HSI R Bear CBBC Jan 2018 L	0.2500	28,348 per 10,000 units	28,248 per 10,000 units	2018/01/30	240,000,000	2017/09/28
69497	J.P. Morgan Structured Products B.V.	Ping An R Bull CBBC Feb 2018 G	0.2500	60.28 per 100 units	60.88 per 100 units	2018/02/15	150,000,000	2017/09/28
69498	J.P. Morgan Structured Products B.V.	Tencent R Bull CBBC Feb 2018 J	0.2500	344.08 per 100 units	347.08 per 100 units	2018/02/15	60,000,000	2017/09/28
69504	J.P. Morgan Structured Products B.V.	Tencent R Bear CBBC Jan 2018 J	0.3200	376.88 per 100 units	374.08 per 100 units	2018/01/19	40,000,000	2017/09/28
69444	Macquarie Bank Ltd.	Tencent R Bear CBBC Apr 2018 L	0.7930	367.88 per 100 units	365.18 per 100 units	2018/04/30	13,000,000	2017/09/28
69466	SGA Societe Generale Acceptance N.V./SG Issuer	CMob R Bull CBBC Oct 2018 C	0.2500	78.80 per 100 units	80 per 100 units	2018/10/04	100,000,000	2017/09/28
69294	SGA Societe Generale Acceptance N.V./SG Issuer	CSOP A50 ETF R Bull CBBC Apr 2018 E	0.2500	14.0600	14.1600	2018/04/11	40,000,000	2017/09/28
69480	SGA Societe Generale Acceptance N.V./SG Issuer	HSI R Bull CBBC Dec 2018 D	0.2500	28,008 per 12,000 units	28,108 per 12,000 units	2018/12/28	200,000,000	2017/09/28
69481	SGA Societe Generale Acceptance N.V./SG Issuer	Sands R Bull CBBC Aug 2018 C	0.2500	37.60 per 100 units	38.40 per 100 units	2018/08/02	60,000,000	2017/09/28
69482	UBS AG	HSI R Bull CBBC Dec 2018 C	0.2500	27,980 per 10,000 units	28,130 per 10,000 units	2018/12/28	250,000,000	2017/09/28
69492	UBS AG	HSI R Bear CBBC Dec 2018 A	0.2500	28,338 per 12,000 units	28,138 per 12,000 units	2018/12/28	250,000,000	2017/09/28
69593	Credit Suisse AG	HSBC R Bull CBBC Jul 2018 F	0.2500	72.98 per 100 units	73.98 per 100 units	2018/07/20	50,000,000	2017/09/29
69565	Credit Suisse AG	HSI R Bull CBBC Mar 2018 S	0.2500	27,700 per 12,000 units	27,850 per 12,000 units	2018/03/28	200,000,000	2017/09/29
69571	Credit Suisse AG	HSI R Bull CBBC Apr 2018 W	0.2500	27,878 per 10,000 units	27,978 per 10,000 units	2018/04/27	200,000,000	2017/09/29
69591	Credit Suisse AG	HSI R Bear CBBC Dec 2017 A	0.2500	28,200 per 10,000 units	28,000 per 10,000 units	2017/12/28	200,000,000	2017/09/29
69574	Credit Suisse AG	HSI R Bear CBBC Jan 2018 T	0.2500	27,975 per 10,000 units	27,875 per 10,000 units	2018/01/30	200,000,000	2017/09/29
69663	Goldman Sachs Structured Products (Asia) Ltd.	HKEX R Bull CBBC Apr 2018 A	0.2500	204 per 100 units	206 per 100 units	2018/04/03	80,000,000	2017/09/29
69658	Goldman Sachs Structured Products (Asia) Ltd.	HSI R Bull CBBC Apr 2019 E	0.2500	27,780 per 10,000 units	27,880 per 10,000 units	2019/04/29	200,000,000	2017/09/29
69617	Goldman Sachs Structured Products (Asia) Ltd.	HSI R Bear CBBC Mar 2018 R	0.2500	27,975 per 10,000 units	27,875 per 10,000 units	2018/03/28	200,000,000	2017/09/29
69627	Goldman Sachs Structured Products (Asia) Ltd.	HSI R Bear CBBC Mar 2018 S	0.2500	28,100 per 10,000 units	28,000 per 10,000 units	2018/03/28	200,000,000	2017/09/29
69674	Goldman Sachs Structured Products (Asia) Ltd.	Tencent R Bear CBBC Apr 2018 H	0.2500	366 per 100 units	364 per 100 units	2018/04/03	80,000,000	2017/09/29
69533	Hongkong and Shanghai Banking Corporation Ltd., The	China Mobile R Bear CBBC Apr 2018 C	0.2500	84.88 per 100 units	83.68 per 100 units	2018/04/30	40,000,000	2017/09/29
69540	Hongkong and Shanghai Banking Corporation Ltd., The	Galaxy Ent R Bear CBBC Jul 2018 D	0.2500	64.68 per 100 units	63.88 per 100 units	2018/07/16	40,000,000	2017/09/29

Newly listed callable bull/bear contracts (continued)

Code	Issuer	Name of issue	Issue prices (HK\$)	Strike price (HKD)/Strike level per 10 units	Call price (HKD)/Call level per 10 units	Expiry date	No. of issue (units)	Listing date
69548	Hongkong and Shanghai Banking Corporation Ltd., The	HKEX R Bear CBBC Mar 2018 I	0.2500	221.88 per 100 units	219.88 per 100 units	2018/03/26	40,000,000	2017/09/29
69556	Hongkong and Shanghai Banking Corporation Ltd., The	HSI R Bear CBBC Mar 2018 D	0.2500	28,038 per 15,000 units	27,888 per 15,000 units	2018/03/28	100,000,000	2017/09/29
69564	Hongkong and Shanghai Banking Corporation Ltd., The	HSI R Bear CBBC Mar 2018 N	0.2500	28,288 per 20,000 units	28,088 per 20,000 units	2018/03/28	150,000,000	2017/09/29
69542	Hongkong and Shanghai Banking Corporation Ltd., The	Sands China R Bear CBBC Jul 2018 A	0.2500	47.18 per 100 units	46.38 per 100 units	2018/07/16	40,000,000	2017/09/29
69647	J.P. Morgan Structured Products B.V.	Geely Auto R Bull CBBC Jan 2018 G	0.2860	21.1800	21.6800	2018/01/19	35,000,000	2017/09/29
69520	J.P. Morgan Structured Products B.V.	HSI R Bull CBBC Nov 2018 F	0.2500	27,858 per 10,000 units	27,958 per 10,000 units	2018/11/29	240,000,000	2017/09/29
69644	J.P. Morgan Structured Products B.V.	HSI R Bear CBBC Jan 2018 M	0.2500	27,975 per 10,000 units	27,875 per 10,000 units	2018/01/30	240,000,000	2017/09/29
69521	SGA Societe Generale Acceptance N.V./SG Issuer	HSI R Bull CBBC Feb 2019 F	0.2500	27,300 per 20,000 units	27,400 per 20,000 units	2019/02/27	200,000,000	2017/09/29
69633	SGA Societe Generale Acceptance N.V./SG Issuer	HSI R Bull CBBC Mar 2019 S	0.2500	27,708 per 12,000 units	27,808 per 12,000 units	2019/03/28	200,000,000	2017/09/29
69638	SGA Societe Generale Acceptance N.V./SG Issuer	HSI R Bull CBBC Apr 2019 Q	0.2500	27,758 per 12,000 units	27,858 per 12,000 units	2019/04/29	200,000,000	2017/09/29
69526	SGA Societe Generale Acceptance N.V./SG Issuer	HSI R Bull CBBC Jul 2019 G	0.2500	26,900 per 20,000 units	27,000 per 20,000 units	2019/07/30	200,000,000	2017/09/29
69628	SGA Societe Generale Acceptance N.V./SG Issuer	HSI R Bear CBBC Jan 2018 Q	0.2500	27,988 per 10,000 units	27,888 per 10,000 units	2018/01/30	200,000,000	2017/09/29
69629	SGA Societe Generale Acceptance N.V./SG Issuer	HSI R Bear CBBC Feb 2018 Q	0.2500	28,038 per 12,000 units	27,938 per 12,000 units	2018/02/27	200,000,000	2017/09/29
69631	SGA Societe Generale Acceptance N.V./SG Issuer	HSI R Bear CBBC Mar 2018 F	0.2500	28,300 per 20,000 units	28,200 per 20,000 units	2018/03/28	200,000,000	2017/09/29
69598	UBS AG	HSI R Bull CBBC Nov 2018 I	0.2500	27,800 per 10,000 units	27,950 per 10,000 units	2018/11/29	250,000,000	2017/09/29
69606	UBS AG	HSI R Bear CBBC Dec 2017 O	0.2500	28,200 per 12,000 units	28,000 per 12,000 units	2017/12/28	250,000,000	2017/09/29
69604	UBS AG	HSI R Bear CBBC Dec 2017 S	0.2500	28,075 per 12,000 units	27,875 per 12,000 units	2017/12/28	250,000,000	2017/09/29
69768	BNP Paribas Issuance B.V.	HSI R Bull CBBC Sep 2018 A	0.2500	27,300 per 10,000 units	27,500 per 10,000 units	2018/09/27	250,000,000	2017/10/03
69693	BNP Paribas Issuance B.V.	HSI R Bull CBBC Sep 2018 U	0.2500	27,600 per 10,000 units	27,800 per 10,000 units	2018/09/27	250,000,000	2017/10/03
69691	BNP Paribas Issuance B.V.	HSI R Bull CBBC Sep 2018 V	0.2500	27,500 per 10,000 units	27,700 per 10,000 units	2018/09/27	250,000,000	2017/10/03
69688	BNP Paribas Issuance B.V.	HSI R Bull CBBC Sep 2018 W	0.2500	27,400 per 10,000 units	27,600 per 10,000 units	2018/09/27	250,000,000	2017/10/03
69735	BNP Paribas Issuance B.V.	HSI R Bear CBBC Mar 2018 E	0.2500	28,000 per 10,000 units	27,800 per 10,000 units	2018/03/28	250,000,000	2017/10/03
69739	BNP Paribas Issuance B.V.	HSI R Bear CBBC Mar 2018 I	0.2500	27,900 per 10,000 units	27,700 per 10,000 units	2018/03/28	250,000,000	2017/10/03
69748	BNP Paribas Issuance B.V.	HSI R Bear CBBC Mar 2018 J	0.2500	27,800 per 10,000 units	27,600 per 10,000 units	2018/03/28	250,000,000	2017/10/03
69769	BNP Paribas Issuance B.V.	HSI R Bear CBBC Mar 2018 K	0.2500	28,200 per 10,000 units	28,000 per 10,000 units	2018/03/28	250,000,000	2017/10/03
69703	BNP Paribas Issuance B.V.	Tencent R Bull CBBC Aug 2018 N	0.2500	343 per 100 units	345 per 100 units	2018/08/30	50,000,000	2017/10/03
69840	Credit Suisse AG	ABC R Bull CBBC Oct 2018 B	0.2500	3.0900	3.1700	2018/10/11	70,000,000	2017/10/03
69824	Credit Suisse AG	CNOOC R Bull CBBC Oct 2018 E	0.2500	9.0900	9.2900	2018/10/12	50,000,000	2017/10/03
69811	Credit Suisse AG	Geely Auto R Bear CBBC Apr 2018 I	0.2500	24.7800	24.1800	2018/04/13	40,000,000	2017/10/03
69786	Credit Suisse AG	HSI R Bull CBBC Mar 2018 U	0.2500	27,730 per 12,000 units	27,880 per 12,000 units	2018/03/28	200,000,000	2017/10/03
69787	Credit Suisse AG	HSI R Bull CBBC Apr 2018 X	0.2500	27,638 per 10,000 units	27,738 per 10,000 units	2018/04/27	200,000,000	2017/10/03
69783	Credit Suisse AG	HSI R Bull CBBC Aug 2018 B	0.2500	27,400 per 10,000 units	27,600 per 10,000 units	2018/08/30	200,000,000	2017/10/03
69854	Credit Suisse AG	HSI R Bear CBBC Jan 2018 P	0.2500	28,000 per 10,000 units	27,800 per 10,000 units	2018/01/30	200,000,000	2017/10/03
69841	Credit Suisse AG	HSI R Bear CBBC Feb 2018 M	0.2500	27,601 per 10,000 units	27,501 per 10,000 units	2018/02/27	200,000,000	2017/10/03
69848	Credit Suisse AG	HSI R Bear CBBC Mar 2018 I	0.2500	27,800 per 12,000 units	27,650 per 12,000 units	2018/03/28	200,000,000	2017/10/03
69825	Credit Suisse AG	Ping An R Bull CBBC Oct 2018 H	0.2500	60.28 per 100 units	60.88 per 100 units	2018/10/19	100,000,000	2017/10/03
69823	Credit Suisse AG	Tencent R Bull CBBC Jul 2018 H	0.2500	337.88 per 100 units	340.68 per 100 units	2018/07/20	50,000,000	2017/10/03
69684	Goldman Sachs Structured Products (Asia) Ltd.	HSI R Bull CBBC Aug 2019 C	0.2500	27,750 per 10,000 units	27,850 per 10,000 units	2019/08/29	200,000,000	2017/10/03
69686	Goldman Sachs Structured Products (Asia) Ltd.	HSI R Bull CBBC Aug 2019 D	0.2500	27,600 per 10,000 units	27,700 per 10,000 units	2019/08/29	200,000,000	2017/10/03
69749	Goldman Sachs Structured Products (Asia) Ltd.	HSI R Bull CBBC Aug 2019 E	0.2500	27,400 per 10,000 units	27,500 per 10,000 units	2019/08/29	200,000,000	2017/10/03
69858	Goldman Sachs Structured Products (Asia) Ltd.	HSI R Bear CBBC Mar 2018 T	0.2500	27,601 per 10,000 units	27,501 per 10,000 units	2018/03/28	200,000,000	2017/10/03
69859	Goldman Sachs Structured Products (Asia) Ltd.	HSI R Bear CBBC Mar 2018 U	0.2500	27,800 per 10,000 units	27,700 per 10,000 units	2018/03/28	200,000,000	2017/10/03
69705	Goldman Sachs Structured Products (Asia) Ltd.	Tencent R Bull CBBC Feb 2018 A	0.2500	343.50 per 100 units	345.50 per 100 units	2018/02/28	80,000,000	2017/10/03

Newly listed callable bull/bear contracts (continued)

Code	Issuer	Name of issue	Issue prices (HK\$)	Strike price (HKD)/Strike level per 10 units	Call price (HKD)/Call level per 10 units	Expiry date	No. of issue (units)	Listing date
69707	Goldman Sachs Structured Products (Asia) Ltd.	Tencent R Bull CBBC Feb 2018 B	0.2500	340 per 100 units	342 per 100 units	2018/02/28	80,000,000	2017/10/03
69860	Goldman Sachs Structured Products (Asia) Ltd.	Tencent R Bear CBBC Apr 2018 I	0.2500	343.68 per 100 units	341.68 per 100 units	2018/04/10	80,000,000	2017/10/03
69734	Hongkong and Shanghai Banking Corporation Ltd., The	HSCEI R Bear CBBC Mar 2018 F	0.2500	11,288 per 10,000 units	11,188 per 10,000 units	2018/03/28	50,000,000	2017/10/03
69696	Hongkong and Shanghai Banking Corporation Ltd., The	HSI R Bull CBBC Jul 2018 L	0.2500	27,648 per 15,000 units	27,798 per 15,000 units	2018/07/30	100,000,000	2017/10/03
69700	Hongkong and Shanghai Banking Corporation Ltd., The	HSI R Bull CBBC Jul 2018 M	0.2500	27,448 per 15,000 units	27,598 per 15,000 units	2018/07/30	100,000,000	2017/10/03
69732	Hongkong and Shanghai Banking Corporation Ltd., The	HSI R Bear CBBC Mar 2018 B	0.2500	28,188 per 20,000 units	27,988 per 20,000 units	2018/03/28	150,000,000	2017/10/03
69722	Hongkong and Shanghai Banking Corporation Ltd., The	HSI R Bear CBBC Mar 2018 O	0.2500	27,888 per 20,000 units	27,688 per 20,000 units	2018/03/28	150,000,000	2017/10/03
69702	Hongkong and Shanghai Banking Corporation Ltd., The	Tencent R Bull CBBC Jul 2018 U	0.2500	342.68 per 100 units	344.68 per 100 units	2018/07/30	60,000,000	2017/10/03
69906	J.P. Morgan Structured Products B.V.	HSI R Bull CBBC Nov 2018 G	0.2500	27,558 per 10,000 units	27,658 per 10,000 units	2018/11/29	240,000,000	2017/10/03
69905	J.P. Morgan Structured Products B.V.	HSI R Bull CBBC Sep 2019 B	0.2500	27,758 per 10,000 units	27,858 per 10,000 units	2019/09/27	240,000,000	2017/10/03
69909	J.P. Morgan Structured Products B.V.	HSI R Bull CBBC Sep 2019 C	0.2500	27,350 per 10,000 units	27,500 per 10,000 units	2019/09/27	240,000,000	2017/10/03
69918	J.P. Morgan Structured Products B.V.	HSI R Bear CBBC Jan 2018 B	0.2500	27,950 per 10,000 units	27,800 per 10,000 units	2018/01/30	240,000,000	2017/10/03
69913	J.P. Morgan Structured Products B.V.	HSI R Bear CBBC Jan 2018 F	0.2500	27,748 per 10,000 units	27,648 per 10,000 units	2018/01/30	240,000,000	2017/10/03
69912	J.P. Morgan Structured Products B.V.	HSI R Bear CBBC Jan 2018 I	0.2500	27,651 per 10,000 units	27,501 per 10,000 units	2018/01/30	240,000,000	2017/10/03
69920	J.P. Morgan Structured Products B.V.	HSI R Bear CBBC Jan 2018 J	0.2500	28,150 per 10,000 units	28,000 per 10,000 units	2018/01/30	240,000,000	2017/10/03
69910	J.P. Morgan Structured Products B.V.	Tencent R Bull CBBC Jan 2018 U	0.2500	339.78 per 100 units	342.58 per 100 units	2018/01/19	60,000,000	2017/10/03
69927	J.P. Morgan Structured Products B.V.	Tencent R Bear CBBC Mar 2018 J	0.2500	348.88 per 100 units	346.08 per 100 units	2018/03/16	40,000,000	2017/10/03
69755	Macquarie Bank Ltd.	Tencent R Bear CBBC Apr 2018 M	0.6670	347.88 per 100 units	345.18 per 100 units	2018/04/30	15,000,000	2017/10/03
69708	SGA Societe Generale Acceptance N.V./SG Issuer	HSBC R Bull CBBC Apr 2018 H	0.2500	75.10 per 100 units	76.10 per 100 units	2018/04/16	100,000,000	2017/10/03
69970	SGA Societe Generale Acceptance N.V./SG Issuer	HSI R Bull CBBC Mar 2019 T	0.2500	27,358 per 10,000 units	27,458 per 10,000 units	2019/03/28	200,000,000	2017/10/03
69973	SGA Societe Generale Acceptance N.V./SG Issuer	HSI R Bull CBBC Apr 2019 R	0.2500	27,208 per 10,000 units	27,408 per 10,000 units	2019/04/29	200,000,000	2017/10/03
69928	SGA Societe Generale Acceptance N.V./SG Issuer	HSI R Bear CBBC Jan 2018 K	0.2500	27,788 per 10,000 units	27,588 per 10,000 units	2018/01/30	200,000,000	2017/10/03
69931	SGA Societe Generale Acceptance N.V./SG Issuer	HSI R Bear CBBC Feb 2018 R	0.2500	27,638 per 12,000 units	27,538 per 12,000 units	2018/02/27	200,000,000	2017/10/03
69954	SGA Societe Generale Acceptance N.V./SG Issuer	HSI R Bear CBBC Feb 2018 S	0.2500	27,838 per 12,000 units	27,738 per 12,000 units	2018/02/27	200,000,000	2017/10/03
69963	SGA Societe Generale Acceptance N.V./SG Issuer	HSI R Bear CBBC Mar 2018 G	0.2500	28,088 per 10,000 units	27,988 per 10,000 units	2018/03/28	200,000,000	2017/10/03
69715	SGA Societe Generale Acceptance N.V./SG Issuer	Ping An R Bull CBBC May 2018 F	0.2500	60.90 per 100 units	61.50 per 100 units	2018/05/28	100,000,000	2017/10/03
69717	SGA Societe Generale Acceptance N.V./SG Issuer	Tencent R Bull CBBC Apr 2018 O	0.2500	343.20 per 100 units	346 per 100 units	2018/04/17	80,000,000	2017/10/03
69721	SGA Societe Generale Acceptance N.V./SG Issuer	Tencent R Bull CBBC Jun 2018 G	0.2500	341.40 per 100 units	344.20 per 100 units	2018/06/25	80,000,000	2017/10/03
69862	UBS AG	HSI R Bull CBBC Dec 2018 D	0.2500	27,780 per 10,000 units	27,880 per 10,000 units	2018/12/28	200,000,000	2017/10/03
69864	UBS AG	HSI R Bull CBBC Dec 2018 E	0.2500	27,550 per 10,000 units	27,700 per 10,000 units	2018/12/28	250,000,000	2017/10/03
69867	UBS AG	HSI R Bull CBBC Dec 2018 F	0.2500	27,350 per 12,000 units	27,550 per 12,000 units	2018/12/28	250,000,000	2017/10/03
69881	UBS AG	HSI R Bear CBBC Jan 2018 I	0.2500	27,601 per 10,000 units	27,501 per 10,000 units	2018/01/30	200,000,000	2017/10/03
69882	UBS AG	HSI R Bear CBBC Jan 2018 J	0.2500	27,800 per 10,000 units	27,650 per 10,000 units	2018/01/30	250,000,000	2017/10/03
69900	UBS AG	HSI R Bear CBBC Jan 2018 K	0.2500	27,900 per 10,000 units	27,800 per 10,000 units	2018/01/30	200,000,000	2017/10/03
69904	UBS AG	Tencent R Bull CBBC May 2018 B	0.2500	338.78 per 100 units	341.58 per 100 units	2018/05/21	50,000,000	2017/10/03
60169	BNP Paribas Issuance B.V.	HSBC R Bull CBBC Aug 2018 H	0.2500	75 per 100 units	76 per 100 units	2018/08/30	150,000,000	2017/10/04
60223	BNP Paribas Issuance B.V.	HSCEI R Bear CBBC Feb 2018 V	0.2500	11,300 per 10,000 units	11,200 per 10,000 units	2018/02/27	100,000,000	2017/10/04
60226	BNP Paribas Issuance B.V.	HSI R Bull CBBC Sep 2018 B	0.2500	27,200 per 10,000 units	27,400 per 10,000 units	2018/09/27	250,000,000	2017/10/04
60207	BNP Paribas Issuance B.V.	Tencent R Bull CBBC Aug 2018 F	0.2500	333 per 100 units	335 per 100 units	2018/08/30	50,000,000	2017/10/04
60221	BNP Paribas Issuance B.V.	Tencent R Bull CBBC Aug 2018 M	0.2500	338 per 100 units	340 per 100 units	2018/08/30	50,000,000	2017/10/04
60170	BNP Paribas Issuance B.V.	Tencent R Bull CBBC Aug 2018 O	0.2500	328 per 100 units	330 per 100 units	2018/08/30	50,000,000	2017/10/04
60234	BNP Paribas Issuance B.V.	Tencent R Bear CBBC Apr 2018 M	0.2500	347 per 100 units	345 per 100 units	2018/04/27	50,000,000	2017/10/04
60300	Credit Suisse AG	BOCL R Bull CBBC Sep 2018 D	0.2500	3.6700	3.7500	2018/09/13	50,000,000	2017/10/04

Newly listed callable bull/bear contracts (continued)

Code	Issuer	Name of issue	Issue prices (HK\$)	Strike price (HKD)/Strike level per 10 units	Call price (HKD)/Call level per 10 units	Expiry date	No. of issue (units)	Listing date
60297	Credit Suisse AG	CNOOC R Bull CBBC Oct 2018 F	0.2500	9.4100	9.6100	2018/10/25	50,000,000	2017/10/04
60294	Credit Suisse AG	Geely Auto R Bull CBBC Apr 2018 E	0.2500	20.2800	20.7800	2018/04/19	40,000,000	2017/10/04
60248	Credit Suisse AG	HSI R Bull CBBC Mar 2018 Y	0.2500	27,400 per 10,000 units	27,500 per 10,000 units	2018/03/28	150,000,000	2017/10/04
60249	Credit Suisse AG	HSI R Bull CBBC Apr 2018 A	0.2500	27,200 per 12,000 units	27,350 per 12,000 units	2018/04/27	200,000,000	2017/10/04
60277	Credit Suisse AG	HSI R Bear CBBC Jan 2018 Q	0.2500	28,100 per 10,000 units	27,900 per 10,000 units	2018/01/30	200,000,000	2017/10/04
60258	Credit Suisse AG	HSI R Bear CBBC Jan 2018 S	0.2500	27,750 per 12,000 units	27,550 per 12,000 units	2018/01/30	200,000,000	2017/10/04
60260	Credit Suisse AG	HSI R Bear CBBC Feb 2018 T	0.2500	27,900 per 10,000 units	27,700 per 10,000 units	2018/02/27	200,000,000	2017/10/04
60265	Credit Suisse AG	Tencent R Bull CBBC Jul 2018 I	0.2500	334.20 per 100 units	337 per 100 units	2018/07/12	50,000,000	2017/10/04
60292	Credit Suisse AG	Tencent R Bull CBBC Jul 2018 J	0.2500	328.08 per 100 units	330.88 per 100 units	2018/07/18	50,000,000	2017/10/04
69974	Goldman Sachs Structured Products (Asia) Ltd.	HSI R Bull CBBC Aug 2019 F	0.2500	27,350 per 10,000 units	27,450 per 10,000 units	2019/08/29	200,000,000	2017/10/04
69980	Goldman Sachs Structured Products (Asia) Ltd.	HSI R Bull CBBC Aug 2019 G	0.2500	27,250 per 10,000 units	27,350 per 10,000 units	2019/08/29	200,000,000	2017/10/04
60057	Goldman Sachs Structured Products (Asia) Ltd.	HSI R Bear CBBC Mar 2018 V	0.2500	27,700 per 10,000 units	27,600 per 10,000 units	2018/03/28	200,000,000	2017/10/04
60062	Goldman Sachs Structured Products (Asia) Ltd.	HSI R Bear CBBC Mar 2018 W	0.2500	27,900 per 10,000 units	27,800 per 10,000 units	2018/03/28	200,000,000	2017/10/04
60071	Goldman Sachs Structured Products (Asia) Ltd.	HSI R Bear CBBC Mar 2018 X	0.2500	28,050 per 12,000 units	27,900 per 12,000 units	2018/03/28	200,000,000	2017/10/04
60334	Goldman Sachs Structured Products (Asia) Ltd.	HSI R Bear CBBC Mar 2018 Y	0.2500	27,592 per 10,000 units	27,492 per 10,000 units	2018/03/28	200,000,000	2017/10/04
60045	Goldman Sachs Structured Products (Asia) Ltd.	Tencent R Bull CBBC Mar 2018 D	0.2500	339.58 per 100 units	341.58 per 100 units	2018/03/28	80,000,000	2017/10/04
60048	Goldman Sachs Structured Products (Asia) Ltd.	Tencent R Bull CBBC Mar 2018 E	0.2500	338 per 100 units	340 per 100 units	2018/03/28	80,000,000	2017/10/04
60053	Goldman Sachs Structured Products (Asia) Ltd.	Tencent R Bull CBBC Mar 2018 F	0.2500	336 per 100 units	338 per 100 units	2018/03/28	80,000,000	2017/10/04
60056	Goldman Sachs Structured Products (Asia) Ltd.	Tencent R Bull CBBC Mar 2018 G	0.2500	334 per 100 units	336 per 100 units	2018/03/28	80,000,000	2017/10/04
60449	Goldman Sachs Structured Products (Asia) Ltd.	Tencent R Bear CBBC Feb 2018 A	0.2500	339.68 per 100 units	337.68 per 100 units	2018/02/28	80,000,000	2017/10/04
60112	Hongkong and Shanghai Banking Corporation Ltd., The	China Life R Bear CBBC Apr 2018 A	0.2500	25.3800	24.9800	2018/04/30	40,000,000	2017/10/04
60101	Hongkong and Shanghai Banking Corporation Ltd., The	Geely Auto R Bull CBBC Aug 2018 E	0.2500	20.8800	21.3800	2018/08/20	40,000,000	2017/10/04
60087	Hongkong and Shanghai Banking Corporation Ltd., The	Geely Auto R Bear CBBC Apr 2018 F	0.2500	24.3800	23.8800	2018/04/16	40,000,000	2017/10/04
60076	Hongkong and Shanghai Banking Corporation Ltd., The	Galaxy Ent R Bear CBBC Jun 2018 B	0.2500	55.68 per 100 units	54.88 per 100 units	2018/06/25	40,000,000	2017/10/04
60106	Hongkong and Shanghai Banking Corporation Ltd., The	HKEX R Bull CBBC Jun 2018 L	0.2500	208.88 per 100 units	210.88 per 100 units	2018/06/25	50,000,000	2017/10/04
69993	Hongkong and Shanghai Banking Corporation Ltd., The	HSI R Bull CBBC Jul 2018 N	0.2500	27,348 per 15,000 units	27,498 per 15,000 units	2018/07/30	100,000,000	2017/10/04
60115	Hongkong and Shanghai Banking Corporation Ltd., The	HSI R Bear CBBC Mar 2018 P	0.2500	27,938 per 15,000 units	27,788 per 15,000 units	2018/03/28	100,000,000	2017/10/04
60117	Hongkong and Shanghai Banking Corporation Ltd., The	HSI R Bear CBBC Mar 2018 Q	0.2500	27,738 per 15,000 units	27,588 per 15,000 units	2018/03/28	100,000,000	2017/10/04
60114	Hongkong and Shanghai Banking Corporation Ltd., The	Ping An R Bear CBBC May 2018 C	0.2500	63.08 per 100 units	62.38 per 100 units	2018/05/07	40,000,000	2017/10/04
60103	Hongkong and Shanghai Banking Corporation Ltd., The	Sunny Optical R Bull CBBC Apr 2018 D	0.2500	112.88 per 100 units	116.88 per 100 units	2018/04/23	40,000,000	2017/10/04
60072	Hongkong and Shanghai Banking Corporation Ltd., The	Tencent R Bull CBBC Mar 2018 O	0.2500	328.38 per 100 units	330.38 per 100 units	2018/03/26	60,000,000	2017/10/04
69987	Hongkong and Shanghai Banking Corporation Ltd., The	Tencent R Bull CBBC Apr 2018 X	0.2500	338.88 per 100 units	340.88 per 100 units	2018/04/16	60,000,000	2017/10/04
69990	Hongkong and Shanghai Banking Corporation Ltd., The	Tencent R Bull CBBC Apr 2018 Y	0.2500	334.88 per 100 units	336.88 per 100 units	2018/04/23	60,000,000	2017/10/04
60111	Hongkong and Shanghai Banking Corporation Ltd., The	Tencent R Bear CBBC Apr 2018 G	0.2500	347.88 per 100 units	345.88 per 100 units	2018/04/09	50,000,000	2017/10/04
60328	J.P. Morgan Structured Products B.V.	CNOOC R Bull CBBC Oct 2018 B	0.2500	9.1800	9.3800	2018/10/19	100,000,000	2017/10/04
60314	J.P. Morgan Structured Products B.V.	HSI R Bull CBBC Dec 2018 S	0.2500	27,358 per 10,000 units	27,458 per 10,000 units	2018/12/28	240,000,000	2017/10/04
60302	J.P. Morgan Structured Products B.V.	HSI R Bear CBBC Jan 2018 N	0.2500	27,648 per 10,000 units	27,548 per 10,000 units	2018/01/30	240,000,000	2017/10/04
60333	J.P. Morgan Structured Products B.V.	HSI R Bear CBBC Jan 2018 P	0.2500	27,848 per 10,000 units	27,748 per 10,000 units	2018/01/30	240,000,000	2017/10/04
60317	J.P. Morgan Structured Products B.V.	Tencent R Bull CBBC Jan 2018 V	0.2500	333.08 per 100 units	335.88 per 100 units	2018/01/19	50,000,000	2017/10/04
60318	J.P. Morgan Structured Products B.V.	Tencent R Bull CBBC Jan 2018 W	0.2500	327.08 per 100 units	329.88 per 100 units	2018/01/19	50,000,000	2017/10/04
60320	J.P. Morgan Structured Products B.V.	Tencent R Bear CBBC Feb 2018 N	0.2500	340.88 per 100 units	338.08 per 100 units	2018/02/15	40,000,000	2017/10/04
60134	Macquarie Bank Ltd.	Tencent R Bull CBBC Apr 2018 M	0.6790	327.88 per 100 units	329.88 per 100 units	2018/04/30	15,000,000	2017/10/04
60166	Macquarie Bank Ltd.	Tencent R Bull CBBC Apr 2018 N	0.6560	332.88 per 100 units	334.88 per 100 units	2018/04/30	16,000,000	2017/10/04

Newly listed callable bull/bear contracts (continued)

Code	Issuer	Name of issue	Issue prices (HK\$)	Strike price (HKD)/Strike level per 10 units	Call price (HKD)/Call level per 10 units	Expiry date	No. of issue (units)	Listing date
60135	Macquarie Bank Ltd.	Tencent R Bear CBBC Apr 2018 N	0.6890	342.88 per 100 units	340.18 per 100 units	2018/04/30	15,000,000	2017/10/04
60237	SGA Societe Generale Acceptance N.V./SG Issuer	AAC Tech R Bull CBBC Dec 2018 A	0.2750	100.20 per 100 units	104.20 per 100 units	2018/12/07	40,000,000	2017/10/04
69994	SGA Societe Generale Acceptance N.V./SG Issuer	CNOOC R Bull CBBC Jul 2018 C	0.2500	9.1100	9.3100	2018/07/30	40,000,000	2017/10/04
69999	SGA Societe Generale Acceptance N.V./SG Issuer	Geely Auto R Bull CBBC Sep 2018 C	0.2500	20.5000	21.0000	2018/09/27	40,000,000	2017/10/04
60240	SGA Societe Generale Acceptance N.V./SG Issuer	HKEX R Bull CBBC Jun 2018 I	0.2500	209.60 per 100 units	211.60 per 100 units	2018/06/14	50,000,000	2017/10/04
60246	SGA Societe Generale Acceptance N.V./SG Issuer	HSCEI R Bull CBBC Nov 2018 J	0.2500	10,550 per 10,000 units	10,650 per 10,000 units	2018/11/29	200,000,000	2017/10/04
60379	SGA Societe Generale Acceptance N.V./SG Issuer	HSI R Bull CBBC Jul 2019 H	0.2500	27,258 per 12,000 units	27,358 per 12,000 units	2019/07/30	200,000,000	2017/10/04
60383	SGA Societe Generale Acceptance N.V./SG Issuer	HSI R Bull CBBC Oct 2019 A	0.2500	27,408 per 12,000 units	27,508 per 12,000 units	2019/10/30	200,000,000	2017/10/04
60335	SGA Societe Generale Acceptance N.V./SG Issuer	HSI R Bear CBBC Jan 2018 R	0.2500	27,888 per 10,000 units	27,788 per 10,000 units	2018/01/30	200,000,000	2017/10/04
60351	SGA Societe Generale Acceptance N.V./SG Issuer	HSI R Bear CBBC Jan 2018 T	0.2500	28,138 per 12,000 units	28,038 per 12,000 units	2018/01/30	200,000,000	2017/10/04
60362	SGA Societe Generale Acceptance N.V./SG Issuer	HSI R Bear CBBC Mar 2018 H	0.2500	27,738 per 12,000 units	27,638 per 12,000 units	2018/03/28	200,000,000	2017/10/04
60001	SGA Societe Generale Acceptance N.V./SG Issuer	PetroChina R Bull CBBC Aug 2018 B	0.2500	4.6600	4.8100	2018/08/09	40,000,000	2017/10/04
60005	SGA Societe Generale Acceptance N.V./SG Issuer	Ping An R Bull CBBC Oct 2018 C	0.2500	59.90 per 100 units	60.50 per 100 units	2018/10/22	100,000,000	2017/10/04
60022	SGA Societe Generale Acceptance N.V./SG Issuer	Tencent R Bull CBBC Apr 2018 P	0.2500	338.60 per 100 units	341.40 per 100 units	2018/04/12	80,000,000	2017/10/04
60023	SGA Societe Generale Acceptance N.V./SG Issuer	Tencent R Bull CBBC Jul 2018 J	0.2500	334.60 per 100 units	337.40 per 100 units	2018/07/04	80,000,000	2017/10/04
60024	SGA Societe Generale Acceptance N.V./SG Issuer	Tencent R Bull CBBC Jul 2018 K	0.2500	330.60 per 100 units	333.40 per 100 units	2018/07/12	80,000,000	2017/10/04
60018	SGA Societe Generale Acceptance N.V./SG Issuer	Tencent R Bear CBBC Mar 2018 L	0.2500	347.80 per 100 units	345 per 100 units	2018/03/28	80,000,000	2017/10/04
60394	UBS AG	HSI R Bull CBBC Sep 2018 L	0.2500	27,150 per 12,000 units	27,350 per 12,000 units	2018/09/27	250,000,000	2017/10/04
60391	UBS AG	HSI R Bull CBBC Nov 2018 L	0.2500	27,400 per 10,000 units	27,500 per 10,000 units	2018/11/29	200,000,000	2017/10/04
60414	UBS AG	HSI R Bear CBBC Jan 2018 L	0.2500	27,750 per 12,000 units	27,550 per 12,000 units	2018/01/30	250,000,000	2017/10/04
60428	UBS AG	HSI R Bear CBBC Jan 2018 M	0.2500	27,800 per 10,000 units	27,700 per 10,000 units	2018/01/30	200,000,000	2017/10/04
60436	UBS AG	HSI R Bear CBBC Jan 2018 N	0.2500	28,000 per 10,000 units	27,900 per 10,000 units	2018/01/30	200,000,000	2017/10/04
60396	UBS AG	Tencent R Bull CBBC Jun 2018 B	0.2500	336.38 per 100 units	338.88 per 100 units	2018/06/25	50,000,000	2017/10/04
60397	UBS AG	Tencent R Bull CBBC Jul 2018 E	0.2500	327.48 per 100 units	329.98 per 100 units	2018/07/23	50,000,000	2017/10/04
60640	Credit Suisse AG	Geely Auto R Bull CBBC Apr 2018 F	0.2500	21.2800	21.7800	2018/04/12	40,000,000	2017/10/06
60669	Credit Suisse AG	HSI R Bull CBBC Feb 2018 H	0.2500	27,492 per 12,000 units	27,642 per 12,000 units	2018/02/27	200,000,000	2017/10/06
60661	Credit Suisse AG	HSI R Bull CBBC Apr 2018 Q	0.2500	27,250 per 12,000 units	27,450 per 12,000 units	2018/04/27	200,000,000	2017/10/06
60624	Credit Suisse AG	HSI R Bear CBBC Jan 2018 R	0.2500	27,800 per 10,000 units	27,600 per 10,000 units	2018/01/30	200,000,000	2017/10/06
60636	Credit Suisse AG	HSI R Bear CBBC Mar 2018 J	0.2500	27,900 per 12,000 units	27,750 per 12,000 units	2018/03/28	200,000,000	2017/10/06
60650	Credit Suisse AG	ICBC R Bull CBBC Sep 2018 K	0.2500	5.5800	5.6800	2018/09/14	70,000,000	2017/10/06
60651	Credit Suisse AG	Sunny Optical R Bull CBBC Feb 2018 D	0.2500	114.88 per 100 units	118.88 per 100 units	2018/02/22	40,000,000	2017/10/06
60647	Credit Suisse AG	Tencent R Bull CBBC Jul 2018 K	0.2500	331.18 per 100 units	333.98 per 100 units	2018/07/27	50,000,000	2017/10/06
60542	The Bank of East Asia, Ltd.	China Mobile R Bull CBBC Jul 2018 B	0.2500	78.38 per 100 units	79.88 per 100 units	2018/07/18	60,000,000	2017/10/06
60541	The Bank of East Asia, Ltd.	Ping An R Bull CBBC Jun 2018 J	0.6500	59.4800	60.2800	2018/06/15	16,000,000	2017/10/06
60536	The Bank of East Asia, Ltd.	Tencent R Bull CBBC Jul 2018 M	0.2500	336.08 per 100 units	339.08 per 100 units	2018/07/18	40,000,000	2017/10/06
60537	The Bank of East Asia, Ltd.	Tencent R Bull CBBC Jul 2018 N	0.2500	329.28 per 100 units	332.28 per 100 units	2018/07/18	40,000,000	2017/10/06
60538	The Bank of East Asia, Ltd.	Tencent R Bear CBBC Jul 2018 D	0.3500	351.88 per 100 units	348.88 per 100 units	2018/07/18	30,000,000	2017/10/06
60678	Goldman Sachs Structured Products (Asia) Ltd.	HSI R Bull CBBC Apr 2019 F	0.2500	27,542 per 10,000 units	27,642 per 10,000 units	2019/04/29	200,000,000	2017/10/06
60691	Goldman Sachs Structured Products (Asia) Ltd.	HSI R Bull CBBC Apr 2019 G	0.2500	27,250 per 12,000 units	27,400 per 12,000 units	2019/04/29	200,000,000	2017/10/06
60491	Goldman Sachs Structured Products (Asia) Ltd.	HSI R Bear CBBC Feb 2018 N	0.2500	27,700 per 12,000 units	27,550 per 12,000 units	2018/02/27	200,000,000	2017/10/06
60692	Goldman Sachs Structured Products (Asia) Ltd.	Tencent R Bull CBBC Mar 2018 H	0.2500	332 per 100 units	334 per 100 units	2018/03/28	80,000,000	2017/10/06
60704	Goldman Sachs Structured Products (Asia) Ltd.	Tencent R Bull CBBC Mar 2018 I	0.2500	330 per 100 units	332 per 100 units	2018/03/09	80,000,000	2017/10/06
60718	Goldman Sachs Structured Products (Asia) Ltd.	Tencent R Bull CBBC Apr 2018 D	0.2500	328 per 100 units	330 per 100 units	2018/04/25	80,000,000	2017/10/06

Newly listed callable bull/bear contracts (continued)

Code	Issuer	Name of issue	Issue prices (HK\$)	Strike price (HKD)/Strike level per 10 units	Call price (HKD)/Call level per 10 units	Expiry date	No. of issue (units)	Listing date
60723	Goldman Sachs Structured Products (Asia) Ltd.	Tencent R Bear CBBC Apr 2018 J	0.4170	380 per 100 units	378 per 100 units	2018/04/30	80,000,000	2017/10/06
60525	Hongkong and Shanghai Banking Corporation Ltd., The	AAC Tech R Bull CBBC Apr 2018 B	0.2500	123.88 per 100 units	126.88 per 100 units	2018/04/30	40,000,000	2017/10/06
60518	Hongkong and Shanghai Banking Corporation Ltd., The	China Life R Bull CBBC Apr 2018 B	0.2500	22.8800	23.2800	2018/04/30	40,000,000	2017/10/06
60498	Hongkong and Shanghai Banking Corporation Ltd., The	CNOOC R Bull CBBC Apr 2018 A	0.2500	9.5800	9.7800	2018/04/30	50,000,000	2017/10/06
60494	Hongkong and Shanghai Banking Corporation Ltd., The	CNOOC R Bull CBBC May 2018 A	0.2500	9.2800	9.4800	2018/05/07	50,000,000	2017/10/06
60510	Hongkong and Shanghai Banking Corporation Ltd., The	Geely Auto R Bull CBBC Aug 2018 F	0.2500	21.6800	22.1800	2018/08/06	40,000,000	2017/10/06
60499	Hongkong and Shanghai Banking Corporation Ltd., The	HKEX R Bull CBBC Jun 2018 M	0.2500	206.88 per 100 units	208.88 per 100 units	2018/06/19	50,000,000	2017/10/06
60508	Hongkong and Shanghai Banking Corporation Ltd., The	HSI R Bull CBBC Jul 2018 O	0.2500	27,198 per 20,000 units	27,398 per 20,000 units	2018/07/30	150,000,000	2017/10/06
60497	Hongkong and Shanghai Banking Corporation Ltd., The	PetCh R Bull CBBC Apr 2018 B	0.2500	4.7300	4.8800	2018/04/30	50,000,000	2017/10/06
60528	Hongkong and Shanghai Banking Corporation Ltd., The	Sunny Optical R Bull CBBC Apr 2018 E	0.2500	119.88 per 100 units	122.88 per 100 units	2018/04/30	40,000,000	2017/10/06
60509	Hongkong and Shanghai Banking Corporation Ltd., The	Tencent R Bull CBBC Aug 2018 Q	0.2500	332.88 per 100 units	334.88 per 100 units	2018/08/06	60,000,000	2017/10/06
60567	J.P. Morgan Structured Products B.V.	HSI R Bull CBBC Dec 2018 T	0.2500	27,458 per 10,000 units	27,558 per 10,000 units	2018/12/28	200,000,000	2017/10/06
60581	J.P. Morgan Structured Products B.V.	HSI R Bull CBBC Sep 2019 D	0.2500	27,258 per 10,000 units	27,358 per 10,000 units	2019/09/27	200,000,000	2017/10/06
60558	J.P. Morgan Structured Products B.V.	HSI R Bear CBBC Jan 2018 E	0.2500	28,050 per 10,000 units	27,900 per 10,000 units	2018/01/30	200,000,000	2017/10/06
60548	J.P. Morgan Structured Products B.V.	HSI R Bear CBBC Jan 2018 Q	0.2500	27,750 per 10,000 units	27,600 per 10,000 units	2018/01/30	200,000,000	2017/10/06
60582	J.P. Morgan Structured Products B.V.	Tencent R Bull CBBC Jan 2018 X	0.2500	335.58 per 100 units	338.38 per 100 units	2018/01/19	50,000,000	2017/10/06
60589	J.P. Morgan Structured Products B.V.	Tencent R Bear CBBC Feb 2018 O	0.2500	344.88 per 100 units	342.08 per 100 units	2018/02/15	50,000,000	2017/10/06
60614	Macquarie Bank Ltd.	HSI R Bull CBBC Oct 2018 A	0.2500	27,158 per 10,000 units	27,308 per 10,000 units	2018/10/30	40,000,000	2017/10/06
60621	Macquarie Bank Ltd.	Tencent R Bull CBBC Apr 2018 O	0.6670	337.88 per 100 units	339.88 per 100 units	2018/04/30	15,000,000	2017/10/06
60469	SGA Societe Generale Acceptance N.V./SG Issuer	CMob R Bear CBBC Apr 2018 B	0.2500	84.70 per 100 units	83.50 per 100 units	2018/04/13	100,000,000	2017/10/06
60477	SGA Societe Generale Acceptance N.V./SG Issuer	CMob R Bear CBBC Jul 2018 A	0.2500	88.70 per 100 units	87.50 per 100 units	2018/07/06	100,000,000	2017/10/06
60451	SGA Societe Generale Acceptance N.V./SG Issuer	CCB R Bear CBBC May 2018 B	0.2500	7.0000	6.9000	2018/05/10	80,000,000	2017/10/06
60733	SGA Societe Generale Acceptance N.V./SG Issuer	HSI R Bull CBBC Sep 2019 A	0.2500	27,208 per 10,000 units	27,308 per 10,000 units	2019/09/27	200,000,000	2017/10/06
60734	SGA Societe Generale Acceptance N.V./SG Issuer	HSI R Bull CBBC Sep 2019 B	0.2500	27,508 per 10,000 units	27,608 per 10,000 units	2019/09/27	200,000,000	2017/10/06
60736	SGA Societe Generale Acceptance N.V./SG Issuer	HSI R Bull CBBC Nov 2019 A	0.2500	27,458 per 12,000 units	27,558 per 12,000 units	2019/11/28	200,000,000	2017/10/06
60725	SGA Societe Generale Acceptance N.V./SG Issuer	HSI R Bear CBBC Jan 2018 X	0.2500	27,788 per 10,000 units	27,688 per 10,000 units	2018/01/30	200,000,000	2017/10/06
60729	SGA Societe Generale Acceptance N.V./SG Issuer	HSI R Bear CBBC Feb 2018 T	0.2500	27,938 per 12,000 units	27,838 per 12,000 units	2018/02/27	200,000,000	2017/10/06
60486	SGA Societe Generale Acceptance N.V./SG Issuer	Sunny Optical R Bull CBBC Apr 2018 B	0.2500	114 per 100 units	118 per 100 units	2018/04/20	40,000,000	2017/10/06
60531	SGA Societe Generale Acceptance N.V./SG Issuer	Tencent R Bull CBBC Apr 2018 Q	0.2500	336.60 per 100 units	339.40 per 100 units	2018/04/16	80,000,000	2017/10/06
60535	SGA Societe Generale Acceptance N.V./SG Issuer	Tencent R Bull CBBC Sep 2018 D	0.2500	328.20 per 100 units	331 per 100 units	2018/09/07	80,000,000	2017/10/06
60606	UBS AG	HSI R Bull CBBC Sep 2018 S	0.2500	27,300 per 10,000 units	27,450 per 10,000 units	2018/09/27	250,000,000	2017/10/06
60608	UBS AG	HSI R Bull CBBC Nov 2018 M	0.2500	27,442 per 12,000 units	27,642 per 12,000 units	2018/11/29	250,000,000	2017/10/06
60590	UBS AG	HSI R Bear CBBC Jan 2018 O	0.2500	27,800 per 12,000 units	27,600 per 12,000 units	2018/01/30	250,000,000	2017/10/06
60591	UBS AG	HSI R Bear CBBC Jan 2018 P	0.2500	27,950 per 12,000 units	27,750 per 12,000 units	2018/01/30	250,000,000	2017/10/06
60592	UBS AG	HSI R Bear CBBC Jan 2018 Q	0.2500	28,000 per 10,000 units	27,850 per 10,000 units	2018/01/30	250,000,000	2017/10/06
60600	UBS AG	Tencent R Bull CBBC Jun 2018 C	0.2500	318.50 per 100 units	321 per 100 units	2018/06/11	50,000,000	2017/10/06
60599	UBS AG	Tencent R Bull CBBC Jul 2018 F	0.2500	332.18 per 100 units	334.98 per 100 units	2018/07/09	50,000,000	2017/10/06
60782	BNP Paribas Issuance B.V.	Ping An R Bull CBBC Aug 2018 J	0.2500	59.40 per 100 units	60 per 100 units	2018/08/30	200,000,000	2017/10/09
60807	Credit Suisse AG	CCB R Bull CBBC Aug 2018 A	0.2500	6.3000	6.4000	2018/08/24	70,000,000	2017/10/09
60836	Credit Suisse AG	Galaxy Ent R Bull CBBC May 2018 B	0.2500	53.58 per 100 units	54.38 per 100 units	2018/05/18	50,000,000	2017/10/09
60802	Credit Suisse AG	HSBC R Bull CBBC Jul 2018 G	0.2500	74.88 per 100 units	75.88 per 100 units	2018/07/13	100,000,000	2017/10/09
60799	Credit Suisse AG	HSI R Bull CBBC Aug 2018 D	0.2500	27,400 per 12,000 units	27,550 per 12,000 units	2018/08/30	200,000,000	2017/10/09
60794	Credit Suisse AG	HSI R Bull CBBC Oct 2018 C	0.2500	27,200 per 10,000 units	27,400 per 10,000 units	2018/10/30	200,000,000	2017/10/09

Newly listed callable bull/bear contracts (continued)

Code	Issuer	Name of issue	Issue prices (HK\$)	Strike price (HKD)/Strike level per 10 units	Call price (HKD)/Call level per 10 units	Expiry date	No. of issue (units)	Listing date
60809	Credit Suisse AG	HSI R Bear CBBC Feb 2018 V	0.2500	27,988 per 12,000 units	27,838 per 12,000 units	2018/02/27	200,000,000	2017/10/09
60839	Credit Suisse AG	HSI R Bear CBBC Feb 2018 W	0.2500	27,572 per 12,000 units	27,422 per 12,000 units	2018/02/27	200,000,000	2017/10/09
60810	Credit Suisse AG	Ping An R Bull CBBC Aug 2018 A	0.2500	54.88 per 100 units	55.48 per 100 units	2018/08/17	100,000,000	2017/10/09
60829	Credit Suisse AG	Ping An R Bull CBBC Aug 2018 B	0.2500	57.68 per 100 units	58.28 per 100 units	2018/08/31	100,000,000	2017/10/09
60749	Goldman Sachs Structured Products (Asia) Ltd.	HSI R Bull CBBC Nov 2018 P	0.2500	27,500 per 10,000 units	27,600 per 10,000 units	2018/11/29	200,000,000	2017/10/09
60855	Goldman Sachs Structured Products (Asia) Ltd.	HSI R Bear CBBC Mar 2018 A	0.2500	27,800 per 12,000 units	27,650 per 12,000 units	2018/03/28	200,000,000	2017/10/09
60854	Goldman Sachs Structured Products (Asia) Ltd.	HSI R Bear CBBC Mar 2018 Z	0.2500	27,522 per 10,000 units	27,422 per 10,000 units	2018/03/28	200,000,000	2017/10/09
60850	Goldman Sachs Structured Products (Asia) Ltd.	Tencent R Bull CBBC Feb 2018 C	0.2500	330.98 per 100 units	332.98 per 100 units	2018/02/28	80,000,000	2017/10/09
60879	Goldman Sachs Structured Products (Asia) Ltd.	Tencent R Bull CBBC Apr 2018 E	0.4590	288 per 100 units	290 per 100 units	2018/04/27	200,000,000	2017/10/09
60882	Goldman Sachs Structured Products (Asia) Ltd.	Tencent R Bull CBBC Apr 2018 F	0.5590	278 per 100 units	280 per 100 units	2018/04/27	200,000,000	2017/10/09
60883	Goldman Sachs Structured Products (Asia) Ltd.	Tencent R Bear CBBC Apr 2018 K	0.2500	335.08 per 100 units	333.08 per 100 units	2018/04/10	200,000,000	2017/10/09
60776	Hongkong and Shanghai Banking Corporation Ltd., The	AIA R Bear CBBC Jul 2018 C	0.2500	60.58 per 100 units	59.88 per 100 units	2018/07/16	40,000,000	2017/10/09
60760	Hongkong and Shanghai Banking Corporation Ltd., The	China Mobile R Bull CBBC Apr 2018 A	0.2500	78.08 per 100 units	79.28 per 100 units	2018/04/30	50,000,000	2017/10/09
60754	Hongkong and Shanghai Banking Corporation Ltd., The	China Mobile R Bull CBBC Aug 2018 B	0.2500	72.08 per 100 units	73.28 per 100 units	2018/08/06	50,000,000	2017/10/09
60773	Hongkong and Shanghai Banking Corporation Ltd., The	Evergrande R Bull CBBC Nov 2018 A	0.2500	21.60 per 100 units	22.58 per 100 units	2018/11/26	80,000,000	2017/10/09
60767	Hongkong and Shanghai Banking Corporation Ltd., The	Geely Auto R Bear CBBC Jul 2018 A	0.3500	25.3800	24.8800	2018/07/30	40,000,000	2017/10/09
60770	Hongkong and Shanghai Banking Corporation Ltd., The	Tencent R Bull CBBC Jul 2018 V	0.2500	336.78 per 100 units	338.78 per 100 units	2018/07/09	60,000,000	2017/10/09
60761	Hongkong and Shanghai Banking Corporation Ltd., The	Tencent R Bull CBBC Aug 2018 R	0.2500	330.88 per 100 units	332.88 per 100 units	2018/08/27	60,000,000	2017/10/09
60841	J.P. Morgan Structured Products B.V.	HSI R Bull CBBC Sep 2019 E	0.2500	27,450 per 10,000 units	27,600 per 10,000 units	2019/09/27	200,000,000	2017/10/09
60842	J.P. Morgan Structured Products B.V.	HSI R Bear CBBC Jan 2018 G	0.2500	27,522 per 10,000 units	27,422 per 10,000 units	2018/01/30	200,000,000	2017/10/09
60843	J.P. Morgan Structured Products B.V.	HSI R Bear CBBC Jan 2018 S	0.2500	27,850 per 10,000 units	27,700 per 10,000 units	2018/01/30	200,000,000	2017/10/09
60849	J.P. Morgan Structured Products B.V.	PetCh R Bull CBBC Mar 2018 A	0.2500	4.3300	4.4800	2018/03/16	80,000,000	2017/10/09
60845	J.P. Morgan Structured Products B.V.	Tencent R Bull CBBC Jan 2018 Y	0.2500	330.08 per 100 units	332.88 per 100 units	2018/01/19	50,000,000	2017/10/09
60848	J.P. Morgan Structured Products B.V.	Tencent R Bear CBBC Feb 2018 P	0.2500	336.88 per 100 units	334.08 per 100 units	2018/02/15	50,000,000	2017/10/09
60752	Macquarie Bank Ltd.	CSOP A50 ETF R Bull CBBC Jul 2018 B	0.3710	12.7500	12.8800	2018/07/30	27,000,000	2017/10/09
60739	SGA Societe Generale Acceptance N.V./SG Issuer	Galaxy R Bull CBBC May 2018 B	0.2500	51.20 per 100 units	52 per 100 units	2018/05/18	80,000,000	2017/10/09
60870	SGA Societe Generale Acceptance N.V./SG Issuer	HSI R Bear CBBC Jan 2018 S	0.2500	27,538 per 12,000 units	27,438 per 12,000 units	2018/01/30	200,000,000	2017/10/09
60875	SGA Societe Generale Acceptance N.V./SG Issuer	HSI R Bear CBBC Mar 2018 I	0.2500	27,588 per 10,000 units	27,488 per 10,000 units	2018/03/28	200,000,000	2017/10/09
60792	SGA Societe Generale Acceptance N.V./SG Issuer	Ping An R Bull CBBC Jun 2018 C	0.2500	58.90 per 100 units	59.50 per 100 units	2018/06/28	100,000,000	2017/10/09
60741	SGA Societe Generale Acceptance N.V./SG Issuer	Tencent R Bull CBBC Apr 2018 R	0.2500	332.60 per 100 units	335.40 per 100 units	2018/04/20	80,000,000	2017/10/09
60863	UBS AG	HSI R Bull CBBC Oct 2018 N	0.2500	27,500 per 10,000 units	27,600 per 10,000 units	2018/10/30	200,000,000	2017/10/09
60867	UBS AG	HSI R Bull CBBC Dec 2018 G	0.2500	27,300 per 10,000 units	27,400 per 10,000 units	2018/12/28	200,000,000	2017/10/09
60869	UBS AG	HSI R Bear CBBC Jan 2018 R	0.2500	27,622 per 12,000 units	27,422 per 12,000 units	2018/01/30	250,000,000	2017/10/09
60924	Credit Suisse AG	CNOOC R Bull CBBC Oct 2018 G	0.2500	9.7200	9.9200	2018/10/11	50,000,000	2017/10/10
60926	Credit Suisse AG	CNOOC R Bear CBBC Mar 2018 B	0.2500	11.0800	10.8800	2018/03/02	50,000,000	2017/10/10
60922	Credit Suisse AG	HSI R Bull CBBC Apr 2018 S	0.2500	27,228 per 10,000 units	27,328 per 10,000 units	2018/04/27	150,000,000	2017/10/10
60921	Credit Suisse AG	HSI R Bear CBBC Feb 2018 X	0.2500	27,688 per 10,000 units	27,488 per 10,000 units	2018/02/27	200,000,000	2017/10/10
60929	Credit Suisse AG	Ping An R Bull CBBC Oct 2018 I	0.2500	59.08 per 100 units	59.68 per 100 units	2018/10/25	100,000,000	2017/10/10
60923	Credit Suisse AG	Tencent R Bear CBBC Apr 2018 K	0.2500	348.68 per 100 units	345.88 per 100 units	2018/04/27	50,000,000	2017/10/10
60884	Goldman Sachs Structured Products (Asia) Ltd.	China Life R Bull CBBC Feb 2018 A	0.2500	22.1000	22.5000	2018/02/27	50,000,000	2017/10/10
60987	Goldman Sachs Structured Products (Asia) Ltd.	HKEX R Bull CBBC Feb 2018 A	0.2500	207 per 100 units	209 per 100 units	2018/02/23	80,000,000	2017/10/10
60998	Goldman Sachs Structured Products (Asia) Ltd.	HKEX R Bull CBBC Feb 2018 B	0.2500	198 per 100 units	200 per 100 units	2018/02/12	80,000,000	2017/10/10
60931	Goldman Sachs Structured Products (Asia) Ltd.	HSCEI R Bull CBBC Nov 2018 A	0.2500	10,650 per 10,000 units	10,750 per 10,000 units	2018/11/29	200,000,000	2017/10/10

Newly listed callable bull/bear contracts (continued)

Code	Issuer	Name of issue	Issue prices (HK\$)	Strike price (HKD)/Strike level per 10 units	Call price (HKD)/Call level per 10 units	Expiry date	No. of issue (units)	Listing date
60945	Goldman Sachs Structured Products (Asia) Ltd.	HSCEI R Bear CBBC Mar 2018 B	0.2500	11,228 per 10,000 units	11,128 per 10,000 units	2018/03/28	200,000,000	2017/10/10
60930	Goldman Sachs Structured Products (Asia) Ltd.	HSI R Bull CBBC Nov 2018 Q	0.2500	27,454 per 10,000 units	27,554 per 10,000 units	2018/11/29	200,000,000	2017/10/10
60890	Goldman Sachs Structured Products (Asia) Ltd.	Ping An R Bull CBBC Feb 2018 A	0.2500	55.40 per 100 units	56 per 100 units	2018/02/27	100,000,000	2017/10/10
60999	Goldman Sachs Structured Products (Asia) Ltd.	Tencent R Bull CBBC Feb 2018 D	0.3470	302 per 100 units	304 per 100 units	2018/02/12	80,000,000	2017/10/10
60901	Hongkong and Shanghai Banking Corporation Ltd., The	Evergrande R Bull CBBC Dec 2018 A	0.2500	24.60 per 100 units	25.58 per 100 units	2018/12/17	80,000,000	2017/10/10
60910	Hongkong and Shanghai Banking Corporation Ltd., The	Ping An R Bull CBBC Aug 2018 C	0.2500	59.18 per 100 units	59.88 per 100 units	2018/08/13	80,000,000	2017/10/10
60895	Hongkong and Shanghai Banking Corporation Ltd., The	Tencent R Bear CBBC Jul 2018 L	0.2500	342.88 per 100 units	340.88 per 100 units	2018/07/03	50,000,000	2017/10/10
60952	J.P. Morgan Structured Products B.V.	HSI R Bull CBBC Dec 2018 U	0.2500	27,250 per 10,000 units	27,400 per 10,000 units	2018/12/28	200,000,000	2017/10/10
60918	Macquarie Bank Ltd.	HKEX R Bear CBBC Sep 2018 C	0.5200	219.50 per 100 units	217.50 per 100 units	2018/09/27	20,000,000	2017/10/10
60913	SGA Societe Generale Acceptance N.V./SG Issuer	CCB R Bull CBBC Sep 2018 B	0.2500	6.3700	6.4700	2018/09/13	100,000,000	2017/10/10
60915	SGA Societe Generale Acceptance N.V./SG Issuer	CNOOC R Bull CBBC Oct 2018 B	0.2500	9.4500	9.6500	2018/10/12	40,000,000	2017/10/10
60914	SGA Societe Generale Acceptance N.V./SG Issuer	CNOOC R Bear CBBC Jul 2018 A	0.2500	10.8000	10.6000	2018/07/18	40,000,000	2017/10/10
60917	SGA Societe Generale Acceptance N.V./SG Issuer	CNOOC R Bear CBBC Nov 2018 A	0.2500	11.5000	11.3000	2018/11/23	40,000,000	2017/10/10
60949	SGA Societe Generale Acceptance N.V./SG Issuer	HSI R Bull CBBC Aug 2019 A	0.2500	27,358 per 12,000 units	27,458 per 12,000 units	2019/08/29	200,000,000	2017/10/10
60947	SGA Societe Generale Acceptance N.V./SG Issuer	HSI R Bear CBBC Mar 2018 J	0.2500	27,688 per 12,000 units	27,588 per 12,000 units	2018/03/28	200,000,000	2017/10/10
60963	UBS AG	HSI R Bear CBBC Jan 2018 S	0.2500	28,400 per 10,000 units	28,300 per 10,000 units	2018/01/30	200,000,000	2017/10/10
60960	UBS AG	HSI R Bear CBBC Feb 2018 B	0.2500	27,600 per 10,000 units	27,450 per 10,000 units	2018/02/27	250,000,000	2017/10/10
60965	UBS AG	Ping An R Bull CBBC Aug 2018 B	0.2500	57.78 per 100 units	58.38 per 100 units	2018/08/20	50,000,000	2017/10/10
60967	UBS AG	Sands China R Bull CBBC Jul 2018 A	0.2500	36.08 per 100 units	36.88 per 100 units	2018/07/23	40,000,000	2017/10/10
61095	BNP Paribas Issuance B.V.	HSI R Bull CBBC Aug 2018 O	0.2500	27,600 per 10,000 units	27,800 per 10,000 units	2018/08/30	250,000,000	2017/10/11
61104	BNP Paribas Issuance B.V.	HSI R Bull CBBC Aug 2018 P	0.2500	27,700 per 10,000 units	27,900 per 10,000 units	2018/08/30	250,000,000	2017/10/11
61112	BNP Paribas Issuance B.V.	HSI R Bull CBBC Aug 2018 Q	0.2500	27,800 per 10,000 units	28,000 per 10,000 units	2018/08/30	250,000,000	2017/10/11
61011	BNP Paribas Issuance B.V.	HSI R Bear CBBC Mar 2018 L	0.2500	27,800 per 10,000 units	27,600 per 10,000 units	2018/03/28	250,000,000	2017/10/11
61013	BNP Paribas Issuance B.V.	HSI R Bear CBBC Mar 2018 P	0.2500	27,900 per 10,000 units	27,700 per 10,000 units	2018/03/28	250,000,000	2017/10/11
61015	BNP Paribas Issuance B.V.	HSI R Bear CBBC Mar 2018 V	0.2500	28,000 per 10,000 units	27,800 per 10,000 units	2018/03/28	250,000,000	2017/10/11
61017	BNP Paribas Issuance B.V.	HSI R Bear CBBC Mar 2018 W	0.2500	28,100 per 10,000 units	27,900 per 10,000 units	2018/03/28	250,000,000	2017/10/11
61018	BNP Paribas Issuance B.V.	HSI R Bear CBBC Mar 2018 X	0.2500	28,200 per 10,000 units	28,000 per 10,000 units	2018/03/28	250,000,000	2017/10/11
61378	Credit Suisse AG	ABC R Bull CBBC Aug 2018 A	0.2500	3.4500	3.5300	2018/08/03	70,000,000	2017/10/11
61353	Credit Suisse AG	BOCL R Bull CBBC Sep 2018 E	0.2500	3.9500	4.0300	2018/09/07	70,000,000	2017/10/11
61416	Credit Suisse AG	CCB R Bull CBBC Aug 2018 B	0.2500	6.7500	6.8500	2018/08/29	70,000,000	2017/10/11
61421	Credit Suisse AG	CCB R Bull CBBC Aug 2018 C	0.2500	6.4400	6.5400	2018/08/28	70,000,000	2017/10/11
61321	Credit Suisse AG	CM Bank R Bull CBBC Nov 2018 B	0.2500	27.68 per 100 units	28.08 per 100 units	2018/11/08	70,000,000	2017/10/11
61357	Credit Suisse AG	CM Bank R Bull CBBC Nov 2018 C	0.2500	29.08 per 100 units	29.48 per 100 units	2018/11/23	70,000,000	2017/10/11
61394	Credit Suisse AG	HKEX R Bull CBBC Jun 2018 M	0.2500	211.08 per 100 units	213.08 per 100 units	2018/06/29	50,000,000	2017/10/11
61406	Credit Suisse AG	HSBC R Bull CBBC Jun 2018 B	0.2500	76.38 per 100 units	77.38 per 100 units	2018/06/29	100,000,000	2017/10/11
61426	Credit Suisse AG	HSCEI R Bull CBBC Mar 2018 I	0.2500	10,828 per 10,000 units	10,928 per 10,000 units	2018/03/28	100,000,000	2017/10/11
61319	Credit Suisse AG	HSI R Bull CBBC Mar 2018 S	0.2500	28,073 per 10,000 units	28,173 per 10,000 units	2018/03/28	150,000,000	2017/10/11
61293	Credit Suisse AG	HSI R Bull CBBC Apr 2018 P	0.2500	27,638 per 10,000 units	27,738 per 10,000 units	2018/04/27	150,000,000	2017/10/11
61297	Credit Suisse AG	HSI R Bull CBBC May 2018 V	0.2500	27,700 per 12,000 units	27,850 per 12,000 units	2018/05/30	200,000,000	2017/10/11
61303	Credit Suisse AG	HSI R Bull CBBC Oct 2018 D	0.2500	27,800 per 10,000 units	28,000 per 10,000 units	2018/10/30	200,000,000	2017/10/11
61279	Credit Suisse AG	HSI R Bear CBBC Feb 2018 Y	0.2500	27,705 per 12,000 units	27,555 per 12,000 units	2018/02/27	200,000,000	2017/10/11
61289	Credit Suisse AG	HSI R Bear CBBC Mar 2018 K	0.2500	27,978 per 10,000 units	27,878 per 10,000 units	2018/03/28	150,000,000	2017/10/11
61290	Credit Suisse AG	HSI R Bear CBBC Mar 2018 L	0.2500	28,188 per 12,000 units	28,038 per 12,000 units	2018/03/28	200,000,000	2017/10/11

Newly listed callable bull/bear contracts (continued)

Code	Issuer	Name of issue	Issue prices (HK\$)	Strike price (HKD)/Strike level per 10 units	Call price (HKD)/Call level per 10 units	Expiry date	No. of issue (units)	Listing date
61282	Credit Suisse AG	HSI R Bear CBBC Apr 2018 A	0.2500	27,900 per 10,000 units	27,700 per 10,000 units	2018/04/27	200,000,000	2017/10/11
61322	Credit Suisse AG	ICBC R Bull CBBC Jul 2018 A	0.2500	5.8000	5.9000	2018/07/27	70,000,000	2017/10/11
61342	Credit Suisse AG	ICBC R Bull CBBC Aug 2018 A	0.2500	6.1500	6.2500	2018/08/03	70,000,000	2017/10/11
61410	Credit Suisse AG	Ping An R Bull CBBC Aug 2018 C	0.2500	61.68 per 100 units	62.28 per 100 units	2018/08/15	100,000,000	2017/10/11
61359	Credit Suisse AG	Sunny Optical R Bull CBBC Apr 2018 A	0.2500	119.88 per 100 units	123.88 per 100 units	2018/04/26	40,000,000	2017/10/11
61387	Credit Suisse AG	Tencent R Bull CBBC Apr 2018 H	0.2500	343.98 per 100 units	346.78 per 100 units	2018/04/27	50,000,000	2017/10/11
61052	The Bank of East Asia, Ltd.	CM Bank R Bull CBBC Jul 2018 A	0.4000	27.4800	27.8800	2018/07/27	25,000,000	2017/10/11
61051	The Bank of East Asia, Ltd.	Geely Auto R Bull CBBC Jul 2018 D	0.2500	21.8800	22.2800	2018/07/27	40,000,000	2017/10/11
61043	The Bank of East Asia, Ltd.	Galaxy Ent R Bull CBBC Jul 2018 B	0.6500	53.2800	54.0800	2018/07/27	16,000,000	2017/10/11
61048	The Bank of East Asia, Ltd.	HKEX R Bull CBBC Jul 2018 E	0.2500	211.08 per 100 units	213.08 per 100 units	2018/07/27	40,000,000	2017/10/11
61041	The Bank of East Asia, Ltd.	HSBC Holdings R Bull CBBC May 2018 B	0.2500	75.88 per 100 units	77.08 per 100 units	2018/05/08	60,000,000	2017/10/11
61049	The Bank of East Asia, Ltd.	Tencent R Bull CBBC Jul 2018 O	0.2500	343.68 per 100 units	346.68 per 100 units	2018/07/27	40,000,000	2017/10/11
61622	Goldman Sachs Structured Products (Asia) Ltd.	China Life R Bull CBBC Apr 2018 A	0.2500	23.1000	23.5000	2018/04/20	80,000,000	2017/10/11
61625	Goldman Sachs Structured Products (Asia) Ltd.	China Life R Bull CBBC Apr 2018 B	0.2700	21.1000	21.5000	2018/04/20	80,000,000	2017/10/11
61568	Goldman Sachs Structured Products (Asia) Ltd.	HKEX R Bear CBBC Feb 2018 A	0.2500	220.88 per 100 units	218.88 per 100 units	2018/02/26	80,000,000	2017/10/11
61525	Goldman Sachs Structured Products (Asia) Ltd.	HSI R Bull CBBC Nov 2018 R	0.2500	28,073 per 10,000 units	28,173 per 10,000 units	2018/11/29	200,000,000	2017/10/11
61534	Goldman Sachs Structured Products (Asia) Ltd.	HSI R Bull CBBC Nov 2018 S	0.2500	27,900 per 10,000 units	28,000 per 10,000 units	2018/11/29	200,000,000	2017/10/11
61557	Goldman Sachs Structured Products (Asia) Ltd.	HSI R Bull CBBC Nov 2018 T	0.2500	27,700 per 10,000 units	27,800 per 10,000 units	2018/11/29	200,000,000	2017/10/11
61114	Goldman Sachs Structured Products (Asia) Ltd.	HSI R Bear CBBC Feb 2018 O	0.2500	27,800 per 10,000 units	27,700 per 10,000 units	2018/02/27	200,000,000	2017/10/11
61122	Goldman Sachs Structured Products (Asia) Ltd.	HSI R Bear CBBC Feb 2018 P	0.2500	27,950 per 10,000 units	27,850 per 10,000 units	2018/02/27	200,000,000	2017/10/11
61127	Goldman Sachs Structured Products (Asia) Ltd.	HSI R Bear CBBC Feb 2018 Q	0.2500	28,100 per 10,000 units	28,000 per 10,000 units	2018/02/27	200,000,000	2017/10/11
61130	Goldman Sachs Structured Products (Asia) Ltd.	HSI R Bear CBBC Feb 2018 R	0.2500	27,655 per 10,000 units	27,555 per 10,000 units	2018/02/27	200,000,000	2017/10/11
61628	Goldman Sachs Structured Products (Asia) Ltd.	HSI R Bear CBBC Feb 2018 S	0.2500	28,274 per 10,000 units	28,174 per 10,000 units	2018/02/27	200,000,000	2017/10/11
61609	Goldman Sachs Structured Products (Asia) Ltd.	Ping An R Bull CBBC Apr 2018 A	0.2500	58.40 per 100 units	59 per 100 units	2018/04/20	80,000,000	2017/10/11
61615	Goldman Sachs Structured Products (Asia) Ltd.	Ping An R Bull CBBC Apr 2018 B	0.2500	56.90 per 100 units	57.50 per 100 units	2018/04/20	80,000,000	2017/10/11
61558	Goldman Sachs Structured Products (Asia) Ltd.	Tencent R Bull CBBC Feb 2018 E	0.2500	344.78 per 100 units	346.78 per 100 units	2018/02/27	80,000,000	2017/10/11
61564	Goldman Sachs Structured Products (Asia) Ltd.	Tencent R Bull CBBC Feb 2018 F	0.2500	342 per 100 units	344 per 100 units	2018/02/27	80,000,000	2017/10/11
61131	Goldman Sachs Structured Products (Asia) Ltd.	Tencent R Bear CBBC Feb 2018 B	0.2500	342 per 100 units	340 per 100 units	2018/02/23	80,000,000	2017/10/11
61132	Goldman Sachs Structured Products (Asia) Ltd.	Tencent R Bear CBBC Feb 2018 C	0.2500	346 per 100 units	344 per 100 units	2018/02/28	80,000,000	2017/10/11
61567	Goldman Sachs Structured Products (Asia) Ltd.	Tencent R Bear CBBC Feb 2018 D	0.2940	376 per 100 units	374 per 100 units	2018/02/28	80,000,000	2017/10/11
61093	Hongkong and Shanghai Banking Corporation Ltd., The	BOCL R Bull CBBC Aug 2018 G	0.2500	3.8000	3.8800	2018/08/06	80,000,000	2017/10/11
61084	Hongkong and Shanghai Banking Corporation Ltd., The	CC Bank R Bull CBBC Aug 2018 I	0.2500	6.7300	6.8300	2018/08/06	80,000,000	2017/10/11
61037	Hongkong and Shanghai Banking Corporation Ltd., The	CSOP A50 ETF R Bull CBBC Jul 2018 C	0.2500	13.8600	13.9600	2018/07/30	50,000,000	2017/10/11
61028	Hongkong and Shanghai Banking Corporation Ltd., The	Evergrande R Bull CBBC Aug 2018 C	0.2500	26.10 per 100 units	27.08 per 100 units	2018/08/20	80,000,000	2017/10/11
61027	Hongkong and Shanghai Banking Corporation Ltd., The	Geely Auto R Bull CBBC Apr 2018 G	0.2500	22.4800	22.9800	2018/04/30	40,000,000	2017/10/11
61030	Hongkong and Shanghai Banking Corporation Ltd., The	HKEX R Bull CBBC Jul 2018 X	0.2500	211.78 per 100 units	213.78 per 100 units	2018/07/16	50,000,000	2017/10/11
61036	Hongkong and Shanghai Banking Corporation Ltd., The	HSCEI R Bull CBBC Apr 2018 K	0.2500	10,938 per 10,000 units	11,038 per 10,000 units	2018/04/27	60,000,000	2017/10/11
61031	Hongkong and Shanghai Banking Corporation Ltd., The	HSI R Bull CBBC Jul 2018 P	0.2500	27,648 per 15,000 units	27,798 per 15,000 units	2018/07/30	100,000,000	2017/10/11
61034	Hongkong and Shanghai Banking Corporation Ltd., The	HSI R Bull CBBC Jul 2018 Q	0.2500	27,798 per 20,000 units	27,998 per 20,000 units	2018/07/30	150,000,000	2017/10/11
61089	Hongkong and Shanghai Banking Corporation Ltd., The	ICBC R Bull CBBC Aug 2018 I	0.2500	5.6800	5.7800	2018/08/27	80,000,000	2017/10/11
61092	Hongkong and Shanghai Banking Corporation Ltd., The	ICBC R Bull CBBC Aug 2018 J	0.2500	6.0800	6.1800	2018/08/06	80,000,000	2017/10/11
61021	Hongkong and Shanghai Banking Corporation Ltd., The	Ping An R Bull CBBC Aug 2018 D	0.2500	60.68 per 100 units	61.38 per 100 units	2018/08/06	80,000,000	2017/10/11
61026	Hongkong and Shanghai Banking Corporation Ltd., The	Tencent R Bull CBBC Jul 2018 O	0.2500	340.88 per 100 units	342.88 per 100 units	2018/07/30	60,000,000	2017/10/11

Newly listed callable bull/bear contracts (continued)

Code	Issuer	Name of issue	Issue prices (HK\$)	Strike price (HKD)/Strike level per 10 units	Call price (HKD)/Call level per 10 units	Expiry date	No. of issue (units)	Listing date
61082	Hongkong and Shanghai Banking Corporation Ltd., The	Tencent R Bull CBBC Sep 2018 A	0.2500	344.78 per 100 units	346.78 per 100 units	2018/09/03	60,000,000	2017/10/11
61162	J.P. Morgan Structured Products B.V.	BOCL R Bull CBBC Aug 2018 C	0.2500	3.8000	3.8800	2018/08/17	150,000,000	2017/10/11
61155	J.P. Morgan Structured Products B.V.	CC Bank R Bull CBBC Aug 2018 E	0.2500	6.6800	6.7800	2018/08/17	100,000,000	2017/10/11
61165	J.P. Morgan Structured Products B.V.	HKEX R Bull CBBC Jan 2018 J	0.2500	209.88 per 100 units	211.88 per 100 units	2018/01/19	40,000,000	2017/10/11
61168	J.P. Morgan Structured Products B.V.	HSCFI R Bull CBBC Sep 2019 A	0.2500	10,900 per 10,000 units	11,000 per 10,000 units	2019/09/27	100,000,000	2017/10/11
61211	J.P. Morgan Structured Products B.V.	HSI R Bull CBBC Nov 2018 H	0.2500	27,758 per 10,000 units	27,858 per 10,000 units	2018/11/29	200,000,000	2017/10/11
61212	J.P. Morgan Structured Products B.V.	HSI R Bull CBBC Dec 2018 V	0.2500	27,550 per 10,000 units	27,700 per 10,000 units	2018/12/28	200,000,000	2017/10/11
61178	J.P. Morgan Structured Products B.V.	HSI R Bull CBBC Sep 2019 F	0.2500	28,073 per 10,000 units	28,173 per 10,000 units	2019/09/27	200,000,000	2017/10/11
61179	J.P. Morgan Structured Products B.V.	HSI R Bull CBBC Sep 2019 G	0.2500	27,850 per 10,000 units	28,000 per 10,000 units	2019/09/27	200,000,000	2017/10/11
61146	J.P. Morgan Structured Products B.V.	HSI R Bear CBBC Jan 2018 B	0.2500	27,950 per 10,000 units	27,800 per 10,000 units	2018/01/30	200,000,000	2017/10/11
61147	J.P. Morgan Structured Products B.V.	HSI R Bear CBBC Jan 2018 F	0.2500	28,250 per 10,000 units	28,100 per 10,000 units	2018/01/30	200,000,000	2017/10/11
61140	J.P. Morgan Structured Products B.V.	HSI R Bear CBBC Jan 2018 H	0.2500	27,655 per 10,000 units	27,555 per 10,000 units	2018/01/30	200,000,000	2017/10/11
61135	J.P. Morgan Structured Products B.V.	HSI R Bear CBBC Jan 2018 T	0.2500	28,048 per 10,000 units	27,948 per 10,000 units	2018/01/30	200,000,000	2017/10/11
61158	J.P. Morgan Structured Products B.V.	ICBC R Bull CBBC Aug 2018 C	0.2500	5.7800	5.8800	2018/08/17	100,000,000	2017/10/11
61214	J.P. Morgan Structured Products B.V.	Ping An R Bull CBBC Mar 2018 E	0.2500	59.28 per 100 units	59.88 per 100 units	2018/03/16	150,000,000	2017/10/11
61230	J.P. Morgan Structured Products B.V.	Ping An R Bull CBBC Mar 2018 F	0.2500	61.28 per 100 units	61.88 per 100 units	2018/03/16	150,000,000	2017/10/11
61164	J.P. Morgan Structured Products B.V.	Tencent R Bull CBBC Jan 2018 Z	0.2500	343.78 per 100 units	346.58 per 100 units	2018/01/19	60,000,000	2017/10/11
61060	Macquarie Bank Ltd.	Tencent R Bear CBBC Apr 2018 O	0.6670	347.88 per 100 units	345.18 per 100 units	2018/04/30	15,000,000	2017/10/11
61064	SGA Societe Generale Acceptance N.V./SG Issuer	ABC R Bull CBBC Aug 2018 D	0.2500	3.4200	3.5000	2018/08/24	40,000,000	2017/10/11
61066	SGA Societe Generale Acceptance N.V./SG Issuer	CCB R Bull CBBC Aug 2018 J	0.2500	6.5500	6.6500	2018/08/13	100,000,000	2017/10/11
61569	SGA Societe Generale Acceptance N.V./SG Issuer	CCB R Bull CBBC Sep 2018 C	0.2500	6.7500	6.8500	2018/09/21	100,000,000	2017/10/11
61573	SGA Societe Generale Acceptance N.V./SG Issuer	China Life R Bull CBBC May 2018 H	0.2500	23.2000	23.7000	2018/05/10	40,000,000	2017/10/11
61068	SGA Societe Generale Acceptance N.V./SG Issuer	CMB R Bull CBBC Dec 2018 A	0.2500	27.10 per 100 units	27.50 per 100 units	2018/12/21	40,000,000	2017/10/11
61606	SGA Societe Generale Acceptance N.V./SG Issuer	CSOP A50 ETF R Bull CBBC Jun 2018 B	0.2500	14.0600	14.1600	2018/06/22	40,000,000	2017/10/11
61077	SGA Societe Generale Acceptance N.V./SG Issuer	Geely Auto R Bull CBBC Jul 2018 E	0.2500	22.0000	22.5000	2018/07/26	40,000,000	2017/10/11
61070	SGA Societe Generale Acceptance N.V./SG Issuer	Galaxy R Bull CBBC Jul 2018 B	0.2500	53.20 per 100 units	54 per 100 units	2018/07/19	80,000,000	2017/10/11
61574	SGA Societe Generale Acceptance N.V./SG Issuer	HKEX R Bull CBBC Jul 2018 E	0.2500	212.20 per 100 units	214.20 per 100 units	2018/07/09	50,000,000	2017/10/11
61243	SGA Societe Generale Acceptance N.V./SG Issuer	HSI R Bull CBBC Sep 2019 C	0.2500	28,008 per 10,000 units	28,108 per 10,000 units	2019/09/27	200,000,000	2017/10/11
61248	SGA Societe Generale Acceptance N.V./SG Issuer	HSI R Bull CBBC Oct 2019 B	0.2500	27,708 per 10,000 units	27,808 per 10,000 units	2019/10/30	200,000,000	2017/10/11
61255	SGA Societe Generale Acceptance N.V./SG Issuer	HSI R Bull CBBC Oct 2019 C	0.2500	28,058 per 12,000 units	28,158 per 12,000 units	2019/10/30	200,000,000	2017/10/11
61266	SGA Societe Generale Acceptance N.V./SG Issuer	HSI R Bull CBBC Nov 2019 B	0.2500	27,608 per 10,000 units	27,708 per 10,000 units	2019/11/28	200,000,000	2017/10/11
61277	SGA Societe Generale Acceptance N.V./SG Issuer	HSI R Bull CBBC Nov 2019 C	0.2500	27,858 per 12,000 units	27,958 per 12,000 units	2019/11/28	200,000,000	2017/10/11
61234	SGA Societe Generale Acceptance N.V./SG Issuer	HSI R Bear CBBC Jan 2018 Y	0.2500	28,338 per 10,000 units	28,238 per 10,000 units	2018/01/30	200,000,000	2017/10/11
61002	SGA Societe Generale Acceptance N.V./SG Issuer	HSI R Bear CBBC Mar 2018 K	0.2500	27,838 per 12,000 units	27,738 per 12,000 units	2018/03/28	200,000,000	2017/10/11
61003	SGA Societe Generale Acceptance N.V./SG Issuer	HSI R Bear CBBC Mar 2018 L	0.2500	27,988 per 10,000 units	27,888 per 10,000 units	2018/03/28	200,000,000	2017/10/11
61236	SGA Societe Generale Acceptance N.V./SG Issuer	HSI R Bear CBBC Mar 2018 M	0.2500	28,288 per 12,000 units	28,188 per 12,000 units	2018/03/28	200,000,000	2017/10/11
61578	SGA Societe Generale Acceptance N.V./SG Issuer	ICBC R Bull CBBC Aug 2018 I	0.2500	6.1500	6.2500	2018/08/06	60,000,000	2017/10/11
61592	SGA Societe Generale Acceptance N.V./SG Issuer	ICBC R Bull CBBC Sep 2018 B	0.2500	5.8500	5.9500	2018/09/12	60,000,000	2017/10/11
61597	SGA Societe Generale Acceptance N.V./SG Issuer	Ping An R Bull CBBC May 2018 G	0.2500	61.65 per 100 units	62.25 per 100 units	2018/05/28	100,000,000	2017/10/11
61603	SGA Societe Generale Acceptance N.V./SG Issuer	Tencent R Bull CBBC Apr 2018 S	0.2500	343.80 per 100 units	346.60 per 100 units	2018/04/18	80,000,000	2017/10/11
61509	UBS AG	CC Bank R Bull CBBC Jul 2018 C	0.2500	6.4800	6.5800	2018/07/23	60,000,000	2017/10/11
61496	UBS AG	HSI R Bull CBBC Nov 2018 N	0.2500	28,023 per 10,000 units	28,173 per 10,000 units	2018/11/29	250,000,000	2017/10/11
61498	UBS AG	HSI R Bull CBBC Nov 2018 O	0.2500	27,650 per 12,000 units	27,850 per 12,000 units	2018/11/29	250,000,000	2017/10/11

Newly listed callable bull/bear contracts (continued)

Code	Issuer	Name of issue	Issue prices (HK\$)	Strike price (HKD)/Strike level per 10 units	Call price (HKD)/Call level per 10 units	Expiry date	No. of issue (units)	Listing date
61497	UBS AG	HSI R Bull CBBC Apr 2019 C	0.2500	27,900 per 10,000 units	28,000 per 10,000 units	2019/04/29	200,000,000	2017/10/11
61440	UBS AG	HSI R Bear CBBC Jan 2018 T	0.2500	27,655 per 10,000 units	27,555 per 10,000 units	2018/01/30	200,000,000	2017/10/11
61454	UBS AG	HSI R Bear CBBC Jan 2018 U	0.2500	27,800 per 10,000 units	27,650 per 10,000 units	2018/01/30	250,000,000	2017/10/11
61456	UBS AG	HSI R Bear CBBC Jan 2018 V	0.2500	27,900 per 10,000 units	27,800 per 10,000 units	2018/01/30	200,000,000	2017/10/11
61457	UBS AG	HSI R Bear CBBC Jan 2018 W	0.2500	28,200 per 12,000 units	28,000 per 12,000 units	2018/01/30	250,000,000	2017/10/11
61460	UBS AG	HSI R Bear CBBC Jan 2018 X	0.2500	28,250 per 10,000 units	28,150 per 10,000 units	2018/01/30	200,000,000	2017/10/11
61473	UBS AG	HSI R Bear CBBC Jan 2018 Y	0.2500	28,800 per 12,000 units	28,600 per 12,000 units	2018/01/30	250,000,000	2017/10/11
61505	UBS AG	HSI R Bear CBBC Jan 2018 Z	0.2500	28,850 per 12,000 units	28,750 per 12,000 units	2018/01/30	250,000,000	2017/10/11
61492	UBS AG	HSI R Bear CBBC Feb 2018 C	0.2700	31,200 per 12,000 units	31,000 per 12,000 units	2018/02/27	250,000,000	2017/10/11
61494	UBS AG	HSI R Bear CBBC Feb 2018 D	0.2500	29,138 per 10,000 units	28,988 per 10,000 units	2018/02/27	250,000,000	2017/10/11
61515	UBS AG	ICBC R Bull CBBC Aug 2018 B	0.2500	5.7800	5.8800	2018/08/13	60,000,000	2017/10/11
61506	UBS AG	Tencent R Bull CBBC Jun 2018 D	0.2500	344.28 per 100 units	346.78 per 100 units	2018/06/11	50,000,000	2017/10/11
61694	BNP Paribas Issuance B.V.	HSCEI R Bull CBBC Aug 2018 Y	0.2500	10,900 per 10,000 units	11,000 per 10,000 units	2018/08/30	100,000,000	2017/10/12
61698	BNP Paribas Issuance B.V.	HSCEI R Bull CBBC Aug 2018 Z	0.2500	11,100 per 10,000 units	11,200 per 10,000 units	2018/08/30	100,000,000	2017/10/12
61691	BNP Paribas Issuance B.V.	HSCEI R Bear CBBC Feb 2018 W	0.2500	11,500 per 10,000 units	11,400 per 10,000 units	2018/02/27	100,000,000	2017/10/12
61905	BNP Paribas Issuance B.V.	HSI R Bull CBBC Sep 2018 R	0.2500	28,000 per 10,000 units	28,200 per 10,000 units	2018/09/27	250,000,000	2017/10/12
61920	BNP Paribas Issuance B.V.	HSI R Bull CBBC Sep 2018 U	0.2500	28,100 per 10,000 units	28,300 per 10,000 units	2018/09/27	250,000,000	2017/10/12
61879	BNP Paribas Issuance B.V.	HSI R Bull CBBC Sep 2018 X	0.2500	27,900 per 10,000 units	28,100 per 10,000 units	2018/09/27	250,000,000	2017/10/12
61667	BNP Paribas Issuance B.V.	HSI R Bear CBBC Mar 2018 B	0.2500	29,800 per 10,000 units	29,600 per 10,000 units	2018/03/28	250,000,000	2017/10/12
61673	BNP Paribas Issuance B.V.	HSI R Bear CBBC Mar 2018 C	0.2500	29,900 per 10,000 units	29,700 per 10,000 units	2018/03/28	250,000,000	2017/10/12
61678	BNP Paribas Issuance B.V.	HSI R Bear CBBC Mar 2018 E	0.2500	30,000 per 10,000 units	29,800 per 10,000 units	2018/03/28	250,000,000	2017/10/12
61680	BNP Paribas Issuance B.V.	HSI R Bear CBBC Mar 2018 I	0.2500	30,100 per 10,000 units	29,900 per 10,000 units	2018/03/28	250,000,000	2017/10/12
61686	BNP Paribas Issuance B.V.	HSI R Bear CBBC Mar 2018 J	0.3000	30,700 per 10,000 units	30,500 per 10,000 units	2018/03/28	250,000,000	2017/10/12
61631	BNP Paribas Issuance B.V.	HSI R Bear CBBC Mar 2018 O	0.2500	28,400 per 10,000 units	28,200 per 10,000 units	2018/03/28	250,000,000	2017/10/12
61644	BNP Paribas Issuance B.V.	HSI R Bear CBBC Mar 2018 U	0.2500	28,500 per 10,000 units	28,300 per 10,000 units	2018/03/28	250,000,000	2017/10/12
61661	BNP Paribas Issuance B.V.	HSI R Bear CBBC Mar 2018 Y	0.2500	28,600 per 10,000 units	28,400 per 10,000 units	2018/03/28	250,000,000	2017/10/12
61664	BNP Paribas Issuance B.V.	HSI R Bear CBBC Mar 2018 Z	0.2500	28,700 per 10,000 units	28,500 per 10,000 units	2018/03/28	250,000,000	2017/10/12
61700	BNP Paribas Issuance B.V.	Tencent R Bull CBBC Aug 2018 I	0.2500	343 per 100 units	345 per 100 units	2018/08/30	50,000,000	2017/10/12
61690	BNP Paribas Issuance B.V.	Tencent R Bear CBBC Apr 2018 F	0.2500	352 per 100 units	350 per 100 units	2018/04/27	50,000,000	2017/10/12
62167	Credit Suisse AG	CCB R Bull CBBC Sep 2018 L	0.2500	6.5900	6.6900	2018/09/20	70,000,000	2017/10/12
62222	Credit Suisse AG	China Life R Bull CBBC Mar 2018 B	0.2500	22.9800	23.3800	2018/03/16	40,000,000	2017/10/12
62237	Credit Suisse AG	CSOP A50 ETF R Bull CBBC Apr 2018 E	0.2500	14.2800	14.3800	2018/04/20	50,000,000	2017/10/12
62239	Credit Suisse AG	China Shenhua R Bull CBBC Sep 2018 C	0.2500	18.7800	19.2800	2018/09/20	40,000,000	2017/10/12
62082	Credit Suisse AG	Geely Auto R Bull CBBC Apr 2018 G	0.2500	24.0800	24.6800	2018/04/27	40,000,000	2017/10/12
62084	Credit Suisse AG	HKEX R Bull CBBC Jun 2018 N	0.2500	207.68 per 100 units	209.68 per 100 units	2018/06/15	50,000,000	2017/10/12
62550	Credit Suisse AG	HSCEI R Bull CBBC Apr 2018 M	0.2500	11,158 per 10,000 units	11,258 per 10,000 units	2018/04/27	100,000,000	2017/10/12
62071	Credit Suisse AG	HSI R Bull CBBC Feb 2018 O	0.2500	28,100 per 12,000 units	28,250 per 12,000 units	2018/02/27	200,000,000	2017/10/12
62066	Credit Suisse AG	HSI R Bull CBBC Apr 2018 T	0.2500	28,286 per 10,000 units	28,386 per 10,000 units	2018/04/27	150,000,000	2017/10/12
62079	Credit Suisse AG	HSI R Bull CBBC Apr 2018 U	0.2500	27,838 per 10,000 units	27,938 per 10,000 units	2018/04/27	150,000,000	2017/10/12
62077	Credit Suisse AG	HSI R Bull CBBC Aug 2018 G	0.2500	27,900 per 10,000 units	28,100 per 10,000 units	2018/08/30	200,000,000	2017/10/12
62065	Credit Suisse AG	HSI R Bear CBBC Feb 2018 D	0.2500	28,600 per 12,000 units	28,450 per 12,000 units	2018/02/27	200,000,000	2017/10/12
62048	Credit Suisse AG	HSI R Bear CBBC Feb 2018 Z	0.2500	28,324 per 12,000 units	28,174 per 12,000 units	2018/02/27	200,000,000	2017/10/12
62064	Credit Suisse AG	HSI R Bear CBBC Mar 2018 M	0.2500	28,428 per 10,000 units	28,328 per 10,000 units	2018/03/28	150,000,000	2017/10/12

Newly listed callable bull/bear contracts (continued)

Code	Issuer	Name of issue	Issue prices (HK\$)	Strike price (HKD)/Strike level per 10 units	Call price (HKD)/Call level per 10 units	Expiry date	No. of issue (units)	Listing date
62197	Credit Suisse AG	ICBC R Bull CBBC Sep 2018 L	0.2500	5.9800	6.0800	2018/09/28	70,000,000	2017/10/12
62200	Credit Suisse AG	ICBC R Bear CBBC Apr 2018 A	0.2500	6.9600	6.8600	2018/04/20	70,000,000	2017/10/12
62201	Credit Suisse AG	Ping An R Bull CBBC Aug 2018 D	0.2500	60.38 per 100 units	60.98 per 100 units	2018/08/10	100,000,000	2017/10/12
62208	Credit Suisse AG	Ping An R Bull CBBC Aug 2018 E	0.2500	62.58 per 100 units	63.18 per 100 units	2018/08/16	100,000,000	2017/10/12
62165	Credit Suisse AG	Tencent R Bull CBBC Jul 2018 L	0.2500	341.08 per 100 units	343.88 per 100 units	2018/07/26	50,000,000	2017/10/12
62243	Credit Suisse AG	Tencent R Bull CBBC Jul 2018 M	0.2500	346.58 per 100 units	349.38 per 100 units	2018/07/19	50,000,000	2017/10/12
61836	The Bank of East Asia, Ltd.	CC Bank R Bull CBBC Aug 2018 B	0.2500	6.5800	6.6800	2018/08/02	40,000,000	2017/10/12
61822	The Bank of East Asia, Ltd.	China Shenhua R Bull CBBC Aug 2018 B	0.3500	18.1800	18.6800	2018/08/02	30,000,000	2017/10/12
61834	The Bank of East Asia, Ltd.	ICBC R Bull CBBC Aug 2018 A	0.2500	5.9800	6.0800	2018/08/02	60,000,000	2017/10/12
61839	The Bank of East Asia, Ltd.	Ping An R Bull CBBC Jun 2018 K	0.6500	61.6800	62.2800	2018/06/15	16,000,000	2017/10/12
61819	The Bank of East Asia, Ltd.	Tencent R Bull CBBC Aug 2018 A	0.2500	340.08 per 100 units	343.08 per 100 units	2018/08/02	40,000,000	2017/10/12
62028	The Bank of East Asia, Ltd.	Tencent R Bull CBBC Aug 2018 B	0.2500	346.28 per 100 units	349.39 per 100 units	2018/08/02	40,000,000	2017/10/12
61738	Goldman Sachs Structured Products (Asia) Ltd.	CSOP A50 ETF R Bull CBBC Feb 2018A	0.2500	14.3000	14.4000	2018/02/28	60,000,000	2017/10/12
61763	Goldman Sachs Structured Products (Asia) Ltd.	CSOP A50 ETF R Bull CBBC Feb 2018B	0.2500	13.9000	14.0000	2018/02/28	60,000,000	2017/10/12
61856	Goldman Sachs Structured Products (Asia) Ltd.	HKEX R Bull CBBC Mar 2018 A	0.2500	214 per 100 units	216 per 100 units	2018/03/29	80,000,000	2017/10/12
61857	Goldman Sachs Structured Products (Asia) Ltd.	HKEX R Bull CBBC Mar 2018 B	0.2500	211 per 100 units	213 per 100 units	2018/03/29	80,000,000	2017/10/12
61841	Goldman Sachs Structured Products (Asia) Ltd.	HSI R Bull CBBC Dec 2018 L	0.2500	27,950 per 12,000 units	28,100 per 12,000 units	2018/12/28	200,000,000	2017/10/12
61842	Goldman Sachs Structured Products (Asia) Ltd.	HSI R Bull CBBC Dec 2018 M	0.2500	27,800 per 10,000 units	27,900 per 10,000 units	2018/12/28	200,000,000	2017/10/12
61847	Goldman Sachs Structured Products (Asia) Ltd.	HSI R Bull CBBC Dec 2018 N	0.2500	27,600 per 12,000 units	27,750 per 12,000 units	2018/12/28	200,000,000	2017/10/12
61927	Goldman Sachs Structured Products (Asia) Ltd.	HSI R Bull CBBC Dec 2018 O	0.2500	28,286 per 10,000 units	28,386 per 10,000 units	2018/12/28	200,000,000	2017/10/12
61708	Goldman Sachs Structured Products (Asia) Ltd.	HSI R Bear CBBC Feb 2018 T	0.2500	28,500 per 12,000 units	28,350 per 12,000 units	2018/02/27	200,000,000	2017/10/12
61709	Goldman Sachs Structured Products (Asia) Ltd.	HSI R Bear CBBC Feb 2018 U	0.2500	28,600 per 12,000 units	28,500 per 12,000 units	2018/02/27	200,000,000	2017/10/12
61707	Goldman Sachs Structured Products (Asia) Ltd.	HSI R Bear CBBC Mar 2018 B	0.2500	28,300 per 10,000 units	28,200 per 10,000 units	2018/03/28	200,000,000	2017/10/12
61849	Goldman Sachs Structured Products (Asia) Ltd.	Tencent R Bull CBBC Mar 2018 J	0.2500	340 per 100 units	342 per 100 units	2018/03/06	80,000,000	2017/10/12
62021	Goldman Sachs Structured Products (Asia) Ltd.	Tencent R Bull CBBC Mar 2018 K	0.2500	346.38 per 100 units	349.38 per 100 units	2018/03/06	80,000,000	2017/10/12
62022	Goldman Sachs Structured Products (Asia) Ltd.	Tencent R Bull CBBC Mar 2018 L	0.2500	346 per 100 units	348 per 100 units	2018/03/06	80,000,000	2017/10/12
61714	Goldman Sachs Structured Products (Asia) Ltd.	Tencent R Bear CBBC Feb 2018 E	0.2500	350 per 100 units	348 per 100 units	2018/02/28	80,000,000	2017/10/12
61802	Hongkong and Shanghai Banking Corporation Ltd., The	CC Bank R Bull CBBC Sep 2018 A	0.2500	6.5300	6.6300	2018/09/03	80,000,000	2017/10/12
61808	Hongkong and Shanghai Banking Corporation Ltd., The	CNOOC R Bear CBBC Jul 2018 B	0.2500	11.5800	11.3800	2018/07/30	40,000,000	2017/10/12
61811	Hongkong and Shanghai Banking Corporation Ltd., The	Geely Auto R Bull CBBC Sep 2018 A	0.2500	24.0800	24.5800	2018/09/03	40,000,000	2017/10/12
61817	Hongkong and Shanghai Banking Corporation Ltd., The	Geely Auto R Bear CBBC Jul 2018 B	0.5000	30.3800	29.8800	2018/07/23	40,000,000	2017/10/12
61804	Hongkong and Shanghai Banking Corporation Ltd., The	Galaxy Ent R Bull CBBC Jul 2018 G	0.2500	54.58 per 100 units	55.38 per 100 units	2018/07/09	80,000,000	2017/10/12
61788	Hongkong and Shanghai Banking Corporation Ltd., The	HKEX R Bull CBBC Aug 2018 D	0.2500	214.38 per 100 units	216.38 per 100 units	2018/08/06	50,000,000	2017/10/12
61781	Hongkong and Shanghai Banking Corporation Ltd., The	HSCEI R Bull CBBC Apr 2018 L	0.2500	11,138 per 10,000 units	11,238 per 10,000 units	2018/04/27	60,000,000	2017/10/12
61773	Hongkong and Shanghai Banking Corporation Ltd., The	HSI R Bull CBBC Jul 2018 R	0.2500	28,178 per 20,000 units	28,378 per 20,000 units	2018/07/30	150,000,000	2017/10/12
61777	Hongkong and Shanghai Banking Corporation Ltd., The	HSI R Bull CBBC Jul 2018 S	0.2500	28,048 per 15,000 units	28,198 per 15,000 units	2018/07/30	100,000,000	2017/10/12
61778	Hongkong and Shanghai Banking Corporation Ltd., The	HSI R Bull CBBC Jul 2018 T	0.2500	27,748 per 15,000 units	27,898 per 15,000 units	2018/07/30	100,000,000	2017/10/12
61779	Hongkong and Shanghai Banking Corporation Ltd., The	HSI R Bear CBBC Apr 2018 S	0.2500	30,538 per 15,000 units	30,388 per 15,000 units	2018/04/27	100,000,000	2017/10/12
61799	Hongkong and Shanghai Banking Corporation Ltd., The	ICBC R Bull CBBC Sep 2018 A	0.2500	5.8800	5.9800	2018/09/03	80,000,000	2017/10/12
61810	Hongkong and Shanghai Banking Corporation Ltd., The	Ping An R Bull CBBC May 2018 E	0.2500	62.18 per 100 units	62.88 per 100 units	2018/05/07	80,000,000	2017/10/12
61818	Hongkong and Shanghai Banking Corporation Ltd., The	Tencent R Bull CBBC Sep 2018 B	0.2500	346.38 per 100 units	348.38 per 100 units	2018/09/03	60,000,000	2017/10/12
61782	Hongkong and Shanghai Banking Corporation Ltd., The	Tencent R Bear CBBC Aug 2018 I	0.5000	393.38 per 100 units	390.88 per 100 units	2018/08/06	50,000,000	2017/10/12
61764	Haitong International Securities Co. Ltd.	ABC R Bull CBBC Sep 2018 A	0.2500	3.2800	3.3800	2018/09/21	60,000,000	2017/10/12

Newly listed callable bull/bear contracts (continued)

Code	Issuer	Name of issue	Issue prices (HK\$)	Strike price (HKD)/Strike level per 10 units	Call price (HKD)/Call level per 10 units	Expiry date	No. of issue (units)	Listing date
61717	Haitong International Securities Co. Ltd.	CC Bank R Bull CBBC Sep 2018 A	0.2500	6.4800	6.5800	2018/09/19	60,000,000	2017/10/12
61723	Haitong International Securities Co. Ltd.	Evergrande R Bull CBBC Aug 2018 C	0.4080	25.8000	26.8000	2018/08/28	40,000,000	2017/10/12
61721	Haitong International Securities Co. Ltd.	Geely Auto R Bull CBBC Sep 2018 A	0.2620	22.3000	22.8000	2018/09/24	40,000,000	2017/10/12
61718	Haitong International Securities Co. Ltd.	ICBC R Bull CBBC Sep 2018 A	0.2500	5.7800	5.8800	2018/09/20	60,000,000	2017/10/12
62649	J.P. Morgan Structured Products B.V.	CC Bank R Bull CBBC Aug 2018 F	0.2500	6.3800	6.4800	2018/08/17	150,000,000	2017/10/12
62678	J.P. Morgan Structured Products B.V.	CSOP A50 ETF R Bull CBBC Feb 2018 C	0.2500	14.1800	14.2800	2018/02/15	100,000,000	2017/10/12
62737	J.P. Morgan Structured Products B.V.	HSI R Bull CBBC Oct 2018 R	0.2500	28,158 per 10,000 units	28,258 per 10,000 units	2018/10/30	200,000,000	2017/10/12
62753	J.P. Morgan Structured Products B.V.	HSI R Bull CBBC Nov 2018 I	0.2500	27,950 per 10,000 units	28,100 per 10,000 units	2018/11/29	200,000,000	2017/10/12
62755	J.P. Morgan Structured Products B.V.	HSI R Bull CBBC Dec 2018 W	0.2500	27,858 per 10,000 units	27,958 per 10,000 units	2018/12/28	200,000,000	2017/10/12
62629	J.P. Morgan Structured Products B.V.	HSI R Bull CBBC Sep 2019 H	0.2500	28,286 per 10,000 units	28,386 per 10,000 units	2019/09/27	200,000,000	2017/10/12
62759	J.P. Morgan Structured Products B.V.	HSI R Bull CBBC Sep 2019 I	0.2500	27,650 per 10,000 units	27,800 per 10,000 units	2019/09/27	200,000,000	2017/10/12
62574	J.P. Morgan Structured Products B.V.	HSI R Bear CBBC Jan 2018 I	0.2500	28,350 per 10,000 units	28,200 per 10,000 units	2018/01/30	200,000,000	2017/10/12
62577	J.P. Morgan Structured Products B.V.	HSI R Bear CBBC Jan 2018 J	0.2500	28,448 per 10,000 units	28,348 per 10,000 units	2018/01/30	200,000,000	2017/10/12
62595	J.P. Morgan Structured Products B.V.	HSI R Bear CBBC Jan 2018 K	0.2500	28,650 per 10,000 units	28,500 per 10,000 units	2018/01/30	200,000,000	2017/10/12
62651	J.P. Morgan Structured Products B.V.	ICBC R Bull CBBC Aug 2018 D	0.2500	6.0800	6.1800	2018/08/17	150,000,000	2017/10/12
62677	J.P. Morgan Structured Products B.V.	Tencent R Bull CBBC Jan 2018 B	0.2500	346.58 per 100 units	349.38 per 100 units	2018/01/19	60,000,000	2017/10/12
62029	Macquarie Bank Ltd.	ICBC R Bull CBBC Sep 2018 B	0.2500	5.6500	5.7500	2018/09/26	40,000,000	2017/10/12
62030	Macquarie Bank Ltd.	ICBC R Bull CBBC Sep 2018 C	0.2510	6.1500	6.2500	2018/09/26	40,000,000	2017/10/12
62041	Macquarie Bank Ltd.	Tencent R Bull CBBC Apr 2018 P	0.6720	342.88 per 100 units	344.88 per 100 units	2018/04/30	15,000,000	2017/10/12
62040	Macquarie Bank Ltd.	Tencent R Bear CBBC Apr 2018 P	0.6670	352.88 per 100 units	350.18 per 100 units	2018/04/30	15,000,000	2017/10/12
61858	SGA Societe Generale Acceptance N.V./SG Issuer	BOCL R Bull CBBC Sep 2018 A	0.2500	3.8200	3.9000	2018/09/27	40,000,000	2017/10/12
61715	SGA Societe Generale Acceptance N.V./SG Issuer	CMob R Bull CBBC Oct 2018 D	0.2500	78.20 per 100 units	79.40 per 100 units	2018/10/22	100,000,000	2017/10/12
61862	SGA Societe Generale Acceptance N.V./SG Issuer	HKEX R Bull CBBC Jun 2018 J	0.2500	214.20 per 100 units	216.20 per 100 units	2018/06/13	50,000,000	2017/10/12
61866	SGA Societe Generale Acceptance N.V./SG Issuer	HSBC R Bull CBBC Jul 2018 C	0.2500	76.65 per 100 units	77.65 per 100 units	2018/07/11	100,000,000	2017/10/12
62343	SGA Societe Generale Acceptance N.V./SG Issuer	HSI R Bull CBBC Apr 2019 S	0.2500	27,708 per 10,000 units	27,908 per 10,000 units	2019/04/29	200,000,000	2017/10/12
62354	SGA Societe Generale Acceptance N.V./SG Issuer	HSI R Bull CBBC Apr 2019 T	0.2500	28,208 per 10,000 units	28,308 per 10,000 units	2019/04/29	200,000,000	2017/10/12
62359	SGA Societe Generale Acceptance N.V./SG Issuer	HSI R Bull CBBC Jul 2019 I	0.2500	27,558 per 12,000 units	27,658 per 12,000 units	2019/07/30	200,000,000	2017/10/12
62364	SGA Societe Generale Acceptance N.V./SG Issuer	HSI R Bull CBBC Jul 2019 J	0.2500	27,658 per 12,000 units	27,758 per 12,000 units	2019/07/30	200,000,000	2017/10/12
62372	SGA Societe Generale Acceptance N.V./SG Issuer	HSI R Bull CBBC Jul 2019 K	0.2500	27,958 per 12,000 units	28,058 per 12,000 units	2019/07/30	200,000,000	2017/10/12
62405	SGA Societe Generale Acceptance N.V./SG Issuer	HSI R Bull CBBC Jul 2019 L	0.2500	28,258 per 12,000 units	28,358 per 12,000 units	2019/07/30	200,000,000	2017/10/12
62257	SGA Societe Generale Acceptance N.V./SG Issuer	HSI R Bear CBBC Jan 2018 A	0.2500	29,638 per 12,000 units	29,538 per 12,000 units	2018/01/30	200,000,000	2017/10/12
62263	SGA Societe Generale Acceptance N.V./SG Issuer	HSI R Bear CBBC Jan 2018 J	0.2500	29,838 per 12,000 units	29,738 per 12,000 units	2018/01/30	200,000,000	2017/10/12
62259	SGA Societe Generale Acceptance N.V./SG Issuer	HSI R Bear CBBC Jan 2018 U	0.2500	29,738 per 12,000 units	29,638 per 12,000 units	2018/01/30	200,000,000	2017/10/12
62246	SGA Societe Generale Acceptance N.V./SG Issuer	HSI R Bear CBBC Jan 2018 Z	0.2500	28,488 per 10,000 units	28,388 per 10,000 units	2018/01/30	200,000,000	2017/10/12
61701	SGA Societe Generale Acceptance N.V./SG Issuer	HSI R Bear CBBC Feb 2018 U	0.2500	28,388 per 12,000 units	28,288 per 12,000 units	2018/02/27	200,000,000	2017/10/12
62319	SGA Societe Generale Acceptance N.V./SG Issuer	HSI R Bear CBBC Feb 2018 V	0.2500	28,538 per 12,000 units	28,438 per 12,000 units	2018/02/27	200,000,000	2017/10/12
62331	SGA Societe Generale Acceptance N.V./SG Issuer	HSI R Bear CBBC Feb 2018 W	0.2500	30,588 per 10,000 units	30,388 per 10,000 units	2018/02/27	200,000,000	2017/10/12
62332	SGA Societe Generale Acceptance N.V./SG Issuer	HSI R Bear CBBC Mar 2018 N	0.3250	31,538 per 10,000 units	31,438 per 10,000 units	2018/03/28	200,000,000	2017/10/12
61873	SGA Societe Generale Acceptance N.V./SG Issuer	ICBC R Bull CBBC Oct 2018 A	0.2500	5.7000	5.8000	2018/10/09	60,000,000	2017/10/12
61874	SGA Societe Generale Acceptance N.V./SG Issuer	Tencent R Bull CBBC Jun 2018 H	0.2500	342 per 100 units	344.80 per 100 units	2018/06/22	80,000,000	2017/10/12
62518	SGA Societe Generale Acceptance N.V./SG Issuer	Tencent R Bull CBBC Aug 2018 D	0.2500	345.80 per 100 units	348.60 per 100 units	2018/08/30	80,000,000	2017/10/12
62008	UBS AG	HSCEI R Bull CBBC Sep 2018 C	0.2500	10,888 per 10,000 units	10,988 per 10,000 units	2018/09/27	100,000,000	2017/10/12
61987	UBS AG	HSI R Bull CBBC Nov 2018 P	0.2500	27,850 per 12,000 units	28,050 per 12,000 units	2018/11/29	250,000,000	2017/10/12

Newly listed callable bull/bear contracts (continued)

Code	Issuer	Name of issue	Issue prices (HK\$)	Strike price (HKD)/Strike level per 10 units	Call price (HKD)/Call level per 10 units	Expiry date	No. of issue (units)	Listing date
61972	UBS AG	HSI R Bull CBBC Dec 2018 H	0.2500	28,286 per 10,000 units	28,386 per 10,000 units	2018/12/28	200,000,000	2017/10/12
61983	UBS AG	HSI R Bull CBBC Dec 2018 I	0.2500	28,100 per 10,000 units	28,200 per 10,000 units	2018/12/28	200,000,000	2017/10/12
61991	UBS AG	HSI R Bull CBBC Apr 2019 D	0.2500	27,750 per 10,000 units	27,900 per 10,000 units	2019/04/29	250,000,000	2017/10/12
61937	UBS AG	HSI R Bear CBBC Jan 2018 D	0.2500	28,400 per 12,000 units	28,200 per 12,000 units	2018/01/30	250,000,000	2017/10/12
61941	UBS AG	HSI R Bear CBBC Jan 2018 E	0.2500	28,500 per 10,000 units	28,350 per 10,000 units	2018/01/30	250,000,000	2017/10/12
61942	UBS AG	HSI R Bear CBBC Jan 2018 F	0.2500	28,600 per 10,000 units	28,500 per 10,000 units	2018/01/30	200,000,000	2017/10/12
61949	UBS AG	HSI R Bear CBBC Feb 2018 E	0.2500	29,400 per 10,000 units	29,250 per 10,000 units	2018/02/27	250,000,000	2017/10/12
61950	UBS AG	HSI R Bear CBBC Feb 2018 F	0.2500	30,200 per 10,000 units	30,100 per 10,000 units	2018/02/27	200,000,000	2017/10/12
61955	UBS AG	HSI R Bear CBBC Feb 2018 G	0.2500	30,600 per 12,000 units	30,400 per 12,000 units	2018/02/27	250,000,000	2017/10/12
61957	UBS AG	HSI R Bear CBBC Feb 2018 H	0.2800	31,700 per 12,000 units	31,500 per 12,000 units	2018/02/27	250,000,000	2017/10/12
61971	UBS AG	HSI R Bear CBBC Feb 2018 I	0.2500	29,800 per 10,000 units	29,650 per 10,000 units	2018/02/27	250,000,000	2017/10/12
62020	UBS AG	Tencent R Bear CBBC Jun 2018 A	0.4500	393 per 100 units	390 per 100 units	2018/06/11	50,000,000	2017/10/12
64020	Credit Suisse AG	AIA R Bull CBBC Jul 2018 B	0.2500	58.08 per 100 units	58.68 per 100 units	2018/07/13	70,000,000	2017/10/13
64028	Credit Suisse AG	CSOP A50 ETF R Bull CBBC Apr 2018 F	0.2500	13.9800	14.0800	2018/04/27	50,000,000	2017/10/13
63973	Credit Suisse AG	Geely Auto R Bull CBBC Apr 2018 H	0.2500	25.6800	26.2800	2018/04/26	40,000,000	2017/10/13
63974	Credit Suisse AG	Geely Auto R Bear CBBC Apr 2018 J	0.3800	30.7800	30.1800	2018/04/19	40,000,000	2017/10/13
64065	Credit Suisse AG	HSCEI R Bull CBBC Apr 2018 N	0.2500	10,998 per 10,000 units	11,098 per 10,000 units	2018/04/27	100,000,000	2017/10/13
63914	Credit Suisse AG	HSI R Bull CBBC Feb 2018 U	0.2500	27,900 per 12,000 units	28,050 per 12,000 units	2018/02/27	200,000,000	2017/10/13
63892	Credit Suisse AG	HSI R Bull CBBC May 2018 W	0.2500	28,330 per 12,000 units	28,480 per 12,000 units	2018/05/30	200,000,000	2017/10/13
63904	Credit Suisse AG	HSI R Bull CBBC Aug 2018 H	0.2500	28,100 per 10,000 units	28,300 per 10,000 units	2018/08/30	200,000,000	2017/10/13
63945	Credit Suisse AG	HSI R Bull CBBC Aug 2018 I	0.2500	27,600 per 10,000 units	27,800 per 10,000 units	2018/08/30	200,000,000	2017/10/13
63853	Credit Suisse AG	HSI R Bear CBBC Feb 2018 M	0.2500	28,530 per 12,000 units	28,380 per 12,000 units	2018/02/27	200,000,000	2017/10/13
63884	Credit Suisse AG	HSI R Bear CBBC Feb 2018 T	0.2500	28,700 per 12,000 units	28,550 per 12,000 units	2018/02/27	200,000,000	2017/10/13
64025	Credit Suisse AG	Ping An R Bull CBBC Aug 2018 F	0.2500	63.48 per 100 units	64.08 per 100 units	2018/08/09	70,000,000	2017/10/13
64064	Credit Suisse AG	Sands China R Bear CBBC Jul 2018 A	0.2500	41.88 per 100 units	41.08 per 100 units	2018/07/06	50,000,000	2017/10/13
63992	Credit Suisse AG	Tencent R Bull CBBC Jul 2018 N	0.2500	349.58 per 100 units	352.38 per 100 units	2018/07/25	50,000,000	2017/10/13
63170	Goldman Sachs Structured Products (Asia) Ltd.	HSI R Bull CBBC Dec 2018 P	0.2500	28,380 per 10,000 units	28,480 per 10,000 units	2018/12/28	200,000,000	2017/10/13
63196	Goldman Sachs Structured Products (Asia) Ltd.	HSI R Bull CBBC Dec 2018 Q	0.2500	28,200 per 10,000 units	28,300 per 10,000 units	2018/12/28	200,000,000	2017/10/13
62802	Goldman Sachs Structured Products (Asia) Ltd.	HSI R Bear CBBC Jan 2018 D	0.2500	28,500 per 10,000 units	28,400 per 10,000 units	2018/01/30	200,000,000	2017/10/13
62819	Goldman Sachs Structured Products (Asia) Ltd.	HSI R Bear CBBC Jan 2018 E	0.2500	28,700 per 10,000 units	28,600 per 10,000 units	2018/01/30	200,000,000	2017/10/13
63851	Goldman Sachs Structured Products (Asia) Ltd.	HSI R Bear CBBC Jan 2018 F	0.2500	28,850 per 10,000 units	28,750 per 10,000 units	2018/01/30	200,000,000	2017/10/13
62887	Goldman Sachs Structured Products (Asia) Ltd.	HSI R Bear CBBC Mar 2018 C	0.2500	29,250 per 10,000 units	29,150 per 10,000 units	2018/03/28	200,000,000	2017/10/13
62900	Goldman Sachs Structured Products (Asia) Ltd.	HSI R Bear CBBC Mar 2018 D	0.2500	29,850 per 10,000 units	29,750 per 10,000 units	2018/03/28	200,000,000	2017/10/13
63199	Goldman Sachs Structured Products (Asia) Ltd.	HSI R Bear CBBC Mar 2018 E	0.2500	30,200 per 10,000 units	30,100 per 10,000 units	2018/03/28	200,000,000	2017/10/13
63208	Goldman Sachs Structured Products (Asia) Ltd.	HSI R Bear CBBC Mar 2018 F	0.2500	30,400 per 10,000 units	30,300 per 10,000 units	2018/03/28	200,000,000	2017/10/13
63211	Goldman Sachs Structured Products (Asia) Ltd.	HSI R Bear CBBC Mar 2018 G	0.2500	30,700 per 10,000 units	30,600 per 10,000 units	2018/03/28	200,000,000	2017/10/13
63244	Goldman Sachs Structured Products (Asia) Ltd.	HSI R Bear CBBC Mar 2018 J	0.2500	30,900 per 10,000 units	30,800 per 10,000 units	2018/03/28	200,000,000	2017/10/13
63405	Goldman Sachs Structured Products (Asia) Ltd.	Tencent R Bull CBBC Mar 2018 M	0.2500	349.88 per 100 units	352.38 per 100 units	2018/03/09	80,000,000	2017/10/13
63837	Goldman Sachs Structured Products (Asia) Ltd.	Tencent R Bull CBBC Mar 2018 N	0.2500	347.50 per 100 units	350 per 100 units	2018/03/09	80,000,000	2017/10/13
62904	Goldman Sachs Structured Products (Asia) Ltd.	Tencent R Bear CBBC Mar 2018 E	0.2500	351.48 per 100 units	349.48 per 100 units	2018/03/05	80,000,000	2017/10/13
63841	Goldman Sachs Structured Products (Asia) Ltd.	Tencent R Bear CBBC Mar 2018 F	0.2500	354.58 per 100 units	352.08 per 100 units	2018/03/09	80,000,000	2017/10/13
62975	Hongkong and Shanghai Banking Corporation Ltd., The	CSOP A50 ETF R Bull CBBC Aug 2018 A	0.2500	14.1600	14.2600	2018/08/06	50,000,000	2017/10/13
62998	Hongkong and Shanghai Banking Corporation Ltd., The	Evergrande R Bull CBBC Sep 2018 A	0.2500	27.60 per 100 units	28.58 per 100 units	2018/09/17	80,000,000	2017/10/13

Newly listed callable bull/bear contracts (continued)

Code	Issuer	Name of issue	Issue prices (HK\$)	Strike price (HKD)/Strike level per 10 units	Call price (HKD)/Call level per 10 units	Expiry date	No. of issue (units)	Listing date
63100	Hongkong and Shanghai Banking Corporation Ltd., The	Geely Auto R Bull CBBC Aug 2018 G	0.2500	25.8800	26.3800	2018/08/27	40,000,000	2017/10/13
63025	Hongkong and Shanghai Banking Corporation Ltd., The	Geely Auto R Bull CBBC Sep 2018 B	0.4500	23.2800	23.7800	2018/09/10	40,000,000	2017/10/13
62978	Hongkong and Shanghai Banking Corporation Ltd., The	Geely Auto R Bear CBBC Sep 2018 D	0.5500	32.3800	31.8800	2018/09/03	40,000,000	2017/10/13
63071	Hongkong and Shanghai Banking Corporation Ltd., The	HS H-SH ETF R Bull CBBC Apr 2018 C	0.2500	110.88 per 100 units	111.88 per 100 units	2018/04/30	50,000,000	2017/10/13
62924	Hongkong and Shanghai Banking Corporation Ltd., The	HSCEI R Bull CBBC Apr 2018 M	0.2500	11,338 per 10,000 units	11,438 per 10,000 units	2018/04/27	60,000,000	2017/10/13
62926	Hongkong and Shanghai Banking Corporation Ltd., The	HSI R Bull CBBC Jul 2018 U	0.2500	28,148 per 15,000 units	28,298 per 15,000 units	2018/07/30	100,000,000	2017/10/13
62935	Hongkong and Shanghai Banking Corporation Ltd., The	HSI R Bull CBBC Jul 2018 V	0.2500	27,498 per 20,000 units	27,698 per 20,000 units	2018/07/30	150,000,000	2017/10/13
62941	Hongkong and Shanghai Banking Corporation Ltd., The	HSI R Bull CBBC Jul 2018 W	0.2500	28,328 per 15,000 units	28,478 per 15,000 units	2018/07/30	100,000,000	2017/10/13
62955	Hongkong and Shanghai Banking Corporation Ltd., The	HSI R Bear CBBC Jul 2018 T	0.2500	30,638 per 15,000 units	30,488 per 15,000 units	2018/07/30	100,000,000	2017/10/13
62976	Hongkong and Shanghai Banking Corporation Ltd., The	SHK Ppt R Bull CBBC May 2018 A	0.2500	126.38 per 100 units	127.88 per 100 units	2018/05/07	40,000,000	2017/10/13
63086	Hongkong and Shanghai Banking Corporation Ltd., The	Tencent R Bull CBBC Sep 2018 C	0.2500	342.88 per 100 units	344.88 per 100 units	2018/09/17	60,000,000	2017/10/13
63093	Hongkong and Shanghai Banking Corporation Ltd., The	Tencent R Bull CBBC Sep 2018 D	0.2500	350.38 per 100 units	352.38 per 100 units	2018/09/03	60,000,000	2017/10/13
63098	Hongkong and Shanghai Banking Corporation Ltd., The	Tencent R Bear CBBC Aug 2018 J	0.5500	403.38 per 100 units	400.88 per 100 units	2018/08/13	50,000,000	2017/10/13
63124	J.P. Morgan Structured Products B.V.	Geely Auto R Bull CBBC Dec 2018 A	0.2500	22.98 per 100 units	23.48 per 100 units	2018/12/21	200,000,000	2017/10/13
63547	J.P. Morgan Structured Products B.V.	HKEX R Bull CBBC Jan 2018 K	0.2500	212.88 per 100 units	214.88 per 100 units	2018/01/19	40,000,000	2017/10/13
63551	J.P. Morgan Structured Products B.V.	HSBC R Bull CBBC Jun 2018 D	0.2500	75.88 per 100 units	76.88 per 100 units	2018/06/15	100,000,000	2017/10/13
63458	J.P. Morgan Structured Products B.V.	HSI R Bull CBBC Dec 2018 X	0.2500	28,150 per 10,000 units	28,300 per 10,000 units	2018/12/28	200,000,000	2017/10/13
63528	J.P. Morgan Structured Products B.V.	HSI R Bull CBBC Dec 2018 Y	0.2500	27,958 per 10,000 units	28,058 per 10,000 units	2018/12/28	200,000,000	2017/10/13
63421	J.P. Morgan Structured Products B.V.	HSI R Bull CBBC Sep 2019 J	0.2500	28,380 per 10,000 units	28,480 per 10,000 units	2019/09/27	200,000,000	2017/10/13
63539	J.P. Morgan Structured Products B.V.	HSI R Bull CBBC Oct 2019 A	0.2500	27,750 per 10,000 units	27,900 per 10,000 units	2019/10/30	200,000,000	2017/10/13
63106	J.P. Morgan Structured Products B.V.	HSI R Bear CBBC Jan 2018 L	0.2500	28,648 per 10,000 units	28,548 per 10,000 units	2018/01/30	200,000,000	2017/10/13
63102	J.P. Morgan Structured Products B.V.	HSI R Bear CBBC Jan 2018 M	0.2500	28,550 per 10,000 units	28,400 per 10,000 units	2018/01/30	200,000,000	2017/10/13
63844	J.P. Morgan Structured Products B.V.	HSI R Bear CBBC Feb 2018 V	0.2500	29,948 per 10,000 units	29,848 per 10,000 units	2018/02/27	200,000,000	2017/10/13
63850	J.P. Morgan Structured Products B.V.	HSI R Bear CBBC Feb 2018 W	0.3000	31,150 per 10,000 units	31,000 per 10,000 units	2018/02/27	200,000,000	2017/10/13
63541	J.P. Morgan Structured Products B.V.	Tencent R Bull CBBC Jan 2018 I	0.2500	349.18 per 100 units	351.98 per 100 units	2018/01/19	60,000,000	2017/10/13
63542	J.P. Morgan Structured Products B.V.	Tencent R Bull CBBC Jan 2018 M	0.2500	341.18 per 100 units	343.98 per 100 units	2018/01/19	60,000,000	2017/10/13
63546	J.P. Morgan Structured Products B.V.	Tencent R Bear CBBC Mar 2018 K	0.3000	380.88 per 100 units	378.08 per 100 units	2018/03/16	40,000,000	2017/10/13
63368	Macquarie Bank Ltd.	Tencent R Bull CBBC Apr 2018 Q	0.6670	347.88 per 100 units	349.88 per 100 units	2018/04/30	15,000,000	2017/10/13
64114	SGA Societe Generale Acceptance N.V./SG Issuer	CCB R Bull CBBC Oct 2018 B	0.2500	6.6500	6.7500	2018/10/10	100,000,000	2017/10/13
64132	SGA Societe Generale Acceptance N.V./SG Issuer	Evergrande R Bull CBBC Oct 2018 A	0.2500	27 per 100 units	28 per 100 units	2018/10/26	100,000,000	2017/10/13
64152	SGA Societe Generale Acceptance N.V./SG Issuer	Evergrande R Bull CBBC Nov 2018 A	0.2500	25 per 100 units	26 per 100 units	2018/11/29	100,000,000	2017/10/13
64153	SGA Societe Generale Acceptance N.V./SG Issuer	Geely Auto R Bull CBBC Oct 2018 A	0.2500	25.0000	25.5000	2018/10/12	40,000,000	2017/10/13
64167	SGA Societe Generale Acceptance N.V./SG Issuer	Geely Auto R Bull CBBC Dec 2018 A	0.2500	23.50 per 100 units	24 per 100 units	2018/12/14	100,000,000	2017/10/13
64158	SGA Societe Generale Acceptance N.V./SG Issuer	Geely Auto R Bear CBBC Nov 2018 A	0.2500	32.10 per 100 units	31.60 per 100 units	2018/11/12	100,000,000	2017/10/13
64169	SGA Societe Generale Acceptance N.V./SG Issuer	Geely Auto R Bear CBBC Dec 2018 A	0.2500	35.10 per 100 units	34.60 per 100 units	2018/12/21	100,000,000	2017/10/13
64106	SGA Societe Generale Acceptance N.V./SG Issuer	HSCEI R Bull CBBC Nov 2018 K	0.2500	11,000 per 10,000 units	11,100 per 10,000 units	2018/11/29	200,000,000	2017/10/13
64107	SGA Societe Generale Acceptance N.V./SG Issuer	HSCEI R Bull CBBC Dec 2018 H	0.2500	10,750 per 10,000 units	10,850 per 10,000 units	2018/12/28	200,000,000	2017/10/13
64112	SGA Societe Generale Acceptance N.V./SG Issuer	HSCEI R Bull CBBC Dec 2018 I	0.2500	11,250 per 10,000 units	11,350 per 10,000 units	2018/12/28	200,000,000	2017/10/13
64076	SGA Societe Generale Acceptance N.V./SG Issuer	HSCEI R Bear CBBC May 2018 A	0.2500	12,400 per 10,000 units	12,300 per 10,000 units	2018/05/30	200,000,000	2017/10/13
64105	SGA Societe Generale Acceptance N.V./SG Issuer	HSCEI R Bear CBBC Sep 2018 B	0.2500	12,800 per 10,000 units	12,700 per 10,000 units	2018/09/27	200,000,000	2017/10/13
64232	SGA Societe Generale Acceptance N.V./SG Issuer	HSI R Bull CBBC Mar 2019 U	0.2500	27,758 per 12,000 units	27,858 per 12,000 units	2019/03/28	200,000,000	2017/10/13
64233	SGA Societe Generale Acceptance N.V./SG Issuer	HSI R Bull CBBC Mar 2019 V	0.2500	28,158 per 12,000 units	28,258 per 12,000 units	2019/03/28	200,000,000	2017/10/13
64255	SGA Societe Generale Acceptance N.V./SG Issuer	HSI R Bull CBBC Mar 2019 W	0.2500	28,308 per 10,000 units	28,408 per 10,000 units	2019/03/28	200,000,000	2017/10/13

Newly listed callable bull/bear contracts (continued)

Code	Issuer	Name of issue	Issue prices (HK\$)	Strike price (HKD)/Strike level per 10 units	Call price (HKD)/Call level per 10 units	Expiry date	No. of issue (units)	Listing date
64198	SGA Societe Generale Acceptance N.V./SG Issuer	HSI R Bull CBBC Apr 2019 U	0.2500	28,358 per 12,000 units	28,458 per 12,000 units	2019/04/29	200,000,000	2017/10/13
64257	SGA Societe Generale Acceptance N.V./SG Issuer	HSI R Bull CBBC Apr 2019 V	0.2500	27,908 per 10,000 units	28,008 per 10,000 units	2019/04/29	200,000,000	2017/10/13
64204	SGA Societe Generale Acceptance N.V./SG Issuer	HSI R Bear CBBC Jan 2018 L	0.2500	28,588 per 10,000 units	28,488 per 10,000 units	2018/01/30	200,000,000	2017/10/13
64214	SGA Societe Generale Acceptance N.V./SG Issuer	HSI R Bear CBBC Feb 2018 X	0.2500	28,638 per 12,000 units	28,538 per 12,000 units	2018/02/27	200,000,000	2017/10/13
64226	SGA Societe Generale Acceptance N.V./SG Issuer	HSI R Bear CBBC Mar 2018 O	0.2500	30,138 per 12,000 units	30,038 per 12,000 units	2018/03/28	200,000,000	2017/10/13
64172	SGA Societe Generale Acceptance N.V./SG Issuer	ICBC R Bull CBBC Sep 2018 C	0.2500	6.0000	6.1000	2018/09/24	60,000,000	2017/10/13
64174	SGA Societe Generale Acceptance N.V./SG Issuer	Tencent R Bull CBBC Jun 2018 I	0.2500	349.40 per 100 units	352.20 per 100 units	2018/06/26	80,000,000	2017/10/13
63756	UBS AG	HSI R Bull CBBC Nov 2018 T	0.2500	27,700 per 10,000 units	27,800 per 10,000 units	2018/11/29	200,000,000	2017/10/13
63735	UBS AG	HSI R Bull CBBC Dec 2018 J	0.2500	27,900 per 10,000 units	28,100 per 10,000 units	2018/12/28	250,000,000	2017/10/13
63745	UBS AG	HSI R Bull CBBC Dec 2018 K	0.2500	27,750 per 12,000 units	27,950 per 12,000 units	2018/12/28	250,000,000	2017/10/13
63712	UBS AG	HSI R Bull CBBC Apr 2019 E	0.2500	28,380 per 10,000 units	28,480 per 10,000 units	2019/04/29	200,000,000	2017/10/13
63725	UBS AG	HSI R Bull CBBC Apr 2019 F	0.2500	28,150 per 10,000 units	28,300 per 10,000 units	2019/04/29	250,000,000	2017/10/13
63580	UBS AG	HSI R Bear CBBC Jan 2018 G	0.2500	28,700 per 10,000 units	28,550 per 10,000 units	2018/01/30	250,000,000	2017/10/13
63582	UBS AG	HSI R Bear CBBC Jan 2018 I	0.2500	29,338 per 10,000 units	29,188 per 10,000 units	2018/01/30	250,000,000	2017/10/13
63554	UBS AG	HSI R Bear CBBC Feb 2018 J	0.2500	28,600 per 12,000 units	28,400 per 12,000 units	2018/02/27	250,000,000	2017/10/13
63587	UBS AG	HSI R Bear CBBC Feb 2018 K	0.2500	29,638 per 10,000 units	29,488 per 10,000 units	2018/02/27	250,000,000	2017/10/13
63658	UBS AG	HSI R Bear CBBC Feb 2018 L	0.2500	29,000 per 12,000 units	28,800 per 12,000 units	2018/02/27	250,000,000	2017/10/13
63706	UBS AG	HSI R Bear CBBC Feb 2018 M	0.2900	31,350 per 10,000 units	31,200 per 10,000 units	2018/02/27	250,000,000	2017/10/13
63698	UBS AG	HSI R Bear CBBC Mar 2018 A	0.2500	29,900 per 10,000 units	29,750 per 10,000 units	2018/03/28	250,000,000	2017/10/13
63784	UBS AG	Tencent R Bull CBBC Jul 2018 G	0.2500	349.88 per 100 units	352.38 per 100 units	2018/07/09	50,000,000	2017/10/13
63793	UBS AG	Tencent R Bull CBBC Jul 2018 H	0.2500	341.18 per 100 units	343.98 per 100 units	2018/07/16	50,000,000	2017/10/13
64659	Credit Suisse AG	Geely Auto R Bull CBBC Apr 2018 I	0.4000	22.6800	23.2800	2018/04/11	40,000,000	2017/10/16
64664	Credit Suisse AG	HKEX R Bull CBBC Jun 2018 O	0.2500	220.38 per 100 units	222.38 per 100 units	2018/06/28	50,000,000	2017/10/16
64652	Credit Suisse AG	HSI R Bull CBBC Feb 2018 K	0.2500	27,818 per 12,000 units	27,968 per 12,000 units	2018/02/27	200,000,000	2017/10/16
64616	Credit Suisse AG	HSI R Bull CBBC Aug 2018 J	0.2500	28,228 per 10,000 units	28,428 per 10,000 units	2018/08/30	200,000,000	2017/10/16
64618	Credit Suisse AG	HSI R Bull CBBC Aug 2018 L	0.2500	28,000 per 10,000 units	28,200 per 10,000 units	2018/08/30	200,000,000	2017/10/16
64655	Credit Suisse AG	HSI R Bear CBBC Apr 2018 B	0.2500	28,618 per 10,000 units	28,418 per 10,000 units	2018/04/27	200,000,000	2017/10/16
64658	Credit Suisse AG	HSI R Bear CBBC Apr 2018 C	0.2500	28,800 per 10,000 units	28,600 per 10,000 units	2018/04/27	200,000,000	2017/10/16
64805	Goldman Sachs Structured Products (Asia) Ltd.	HKEX R Bull CBBC Jun 2018 A	0.2500	218.48 per 100 units	220.48 per 100 units	2018/06/25	80,000,000	2017/10/16
64809	Goldman Sachs Structured Products (Asia) Ltd.	HKEX R Bull CBBC Jun 2018 B	0.2500	216 per 100 units	218 per 100 units	2018/06/19	80,000,000	2017/10/16
64277	Goldman Sachs Structured Products (Asia) Ltd.	HSI R Bull CBBC Apr 2019 H	0.2500	28,250 per 12,000 units	28,400 per 12,000 units	2019/04/29	200,000,000	2017/10/16
64278	Goldman Sachs Structured Products (Asia) Ltd.	HSI R Bull CBBC Apr 2019 I	0.2500	28,100 per 10,000 units	28,200 per 10,000 units	2019/04/29	200,000,000	2017/10/16
64665	Goldman Sachs Structured Products (Asia) Ltd.	HSI R Bear CBBC Jan 2018 G	0.2500	28,600 per 12,000 units	28,450 per 12,000 units	2018/01/30	200,000,000	2017/10/16
64693	Goldman Sachs Structured Products (Asia) Ltd.	HSI R Bear CBBC Feb 2018 V	0.2500	30,600 per 10,000 units	30,500 per 10,000 units	2018/02/27	200,000,000	2017/10/16
64717	Goldman Sachs Structured Products (Asia) Ltd.	HSI R Bear CBBC Feb 2018 W	0.2500	30,800 per 10,000 units	30,700 per 10,000 units	2018/02/27	200,000,000	2017/10/16
64721	Goldman Sachs Structured Products (Asia) Ltd.	HSI R Bear CBBC Feb 2018 X	0.2680	31,000 per 10,000 units	30,900 per 10,000 units	2018/02/27	200,000,000	2017/10/16
64724	Goldman Sachs Structured Products (Asia) Ltd.	HSI R Bear CBBC Feb 2018 Y	0.2780	31,100 per 10,000 units	31,000 per 10,000 units	2018/02/27	200,000,000	2017/10/16
64808	Goldman Sachs Structured Products (Asia) Ltd.	Ping An R Bull CBBC Jun 2018 A	0.2500	62.58 per 100 units	63.18 per 100 units	2018/06/11	80,000,000	2017/10/16
64807	Goldman Sachs Structured Products (Asia) Ltd.	Tencent R Bear CBBC Feb 2018 F	0.3560	384.50 per 100 units	382 per 100 units	2018/02/23	80,000,000	2017/10/16
64516	Hongkong and Shanghai Banking Corporation Ltd., The	AIA R Bull CBBC Jul 2018 F	0.2500	56.58 per 100 units	57.28 per 100 units	2018/07/09	60,000,000	2017/10/16
64489	Hongkong and Shanghai Banking Corporation Ltd., The	Geely Auto R Bull CBBC Aug 2018 H	0.2500	24.9800	25.4800	2018/08/13	40,000,000	2017/10/16
64359	Hongkong and Shanghai Banking Corporation Ltd., The	HKEX R Bull CBBC Sep 2018 A	0.2500	220.38 per 100 units	222.38 per 100 units	2018/09/17	50,000,000	2017/10/16
64358	Hongkong and Shanghai Banking Corporation Ltd., The	HKEX R Bull CBBC Oct 2018 A	0.2500	216.38 per 100 units	218.38 per 100 units	2018/10/08	50,000,000	2017/10/16

Newly listed callable bull/bear contracts (continued)

Code	Issuer	Name of issue	Issue prices (HK\$)	Strike price (HKD)/Strike level per 10 units	Call price (HKD)/Call level per 10 units	Expiry date	No. of issue (units)	Listing date
64365	Hongkong and Shanghai Banking Corporation Ltd., The	HSI R Bull CBBC Jul 2018 X	0.2500	27,948 per 15,000 units	28,098 per 15,000 units	2018/07/30	100,000,000	2017/10/16
64381	Hongkong and Shanghai Banking Corporation Ltd., The	HSI R Bear CBBC Apr 2018 T	0.2500	28,588 per 20,000 units	28,388 per 20,000 units	2018/04/27	150,000,000	2017/10/16
64383	Hongkong and Shanghai Banking Corporation Ltd., The	HSI R Bear CBBC Apr 2018 U	0.2500	28,738 per 15,000 units	28,588 per 15,000 units	2018/04/27	100,000,000	2017/10/16
64493	Hongkong and Shanghai Banking Corporation Ltd., The	Sands China R Bear CBBC Apr 2018 E	0.2500	42.18 per 100 units	41.38 per 100 units	2018/04/16	40,000,000	2017/10/16
64495	Hongkong and Shanghai Banking Corporation Ltd., The	Tencent R Bull CBBC Apr 2018 Z	0.2500	348.38 per 100 units	350.38 per 100 units	2018/04/09	60,000,000	2017/10/16
64507	Hongkong and Shanghai Banking Corporation Ltd., The	Tencent R Bear CBBC Jul 2018 M	0.4000	387.88 per 100 units	385.88 per 100 units	2018/07/09	50,000,000	2017/10/16
64290	Haitong International Securities Co. Ltd.	Geely Auto R Bull CBBC Jul 2018 C	0.3230	24.3000	24.8000	2018/07/06	40,000,000	2017/10/16
64300	Haitong International Securities Co. Ltd.	Geely Auto R Bear CBBC Apr 2018 B	0.3600	30.7800	30.1800	2018/04/26	40,000,000	2017/10/16
64321	Haitong International Securities Co. Ltd.	Galaxy Ent R Bear CBBC Apr 2018 A	0.2500	60.80 per 100 units	60 per 100 units	2018/04/25	80,000,000	2017/10/16
64322	Haitong International Securities Co. Ltd.	HKEX R Bull CBBC Jul 2018 B	0.2500	211.80 per 100 units	213.80 per 100 units	2018/07/03	40,000,000	2017/10/16
64289	Haitong International Securities Co. Ltd.	Ping An R Bull CBBC May 2018 A	0.4680	59.6800	60.2800	2018/05/25	25,000,000	2017/10/16
64301	Haitong International Securities Co. Ltd.	Tencent R Bull CBBC Jun 2018 H	0.2500	335 per 100 units	338 per 100 units	2018/06/04	40,000,000	2017/10/16
64598	J.P. Morgan Structured Products B.V.	HKEX R Bull CBBC Jan 2018 L	0.2500	218.58 per 100 units	220.58 per 100 units	2018/01/19	40,000,000	2017/10/16
64545	J.P. Morgan Structured Products B.V.	HSI R Bull CBBC Oct 2018 T	0.2500	28,280 per 10,000 units	28,430 per 10,000 units	2018/10/30	200,000,000	2017/10/16
64563	J.P. Morgan Structured Products B.V.	HSI R Bull CBBC Nov 2018 K	0.2500	28,050 per 10,000 units	28,200 per 10,000 units	2018/11/29	200,000,000	2017/10/16
64581	J.P. Morgan Structured Products B.V.	HSI R Bull CBBC Dec 2018 Z	0.2500	27,658 per 10,000 units	27,758 per 10,000 units	2018/12/28	200,000,000	2017/10/16
64599	J.P. Morgan Structured Products B.V.	HSI R Bear CBBC Jan 2018 N	0.2500	28,548 per 10,000 units	28,448 per 10,000 units	2018/01/30	200,000,000	2017/10/16
64600	J.P. Morgan Structured Products B.V.	HSI R Bear CBBC Jan 2018 P	0.2500	28,750 per 10,000 units	28,600 per 10,000 units	2018/01/30	200,000,000	2017/10/16
64592	J.P. Morgan Structured Products B.V.	Tencent R Bull CBBC Jan 2018 J	0.2500	338.48 per 100 units	341.28 per 100 units	2018/01/19	60,000,000	2017/10/16
64537	Macquarie Bank Ltd.	HKEX R Bull CBBC Sep 2018 B	0.5040	214.50 per 100 units	216.50 per 100 units	2018/09/27	20,000,000	2017/10/16
64539	Macquarie Bank Ltd.	HKEX R Bull CBBC Sep 2018 C	0.5020	210.50 per 100 units	212.50 per 100 units	2018/09/27	20,000,000	2017/10/16
64786	SGA Societe Generale Acceptance N.V./SG Issuer	CMob R Bull CBBC Nov 2018 A	0.2500	75.40 per 100 units	76.60 per 100 units	2018/11/22	100,000,000	2017/10/16
64791	SGA Societe Generale Acceptance N.V./SG Issuer	HKEX R Bull CBBC Jul 2018 F	0.2500	216.20 per 100 units	218.20 per 100 units	2018/07/26	50,000,000	2017/10/16
64761	SGA Societe Generale Acceptance N.V./SG Issuer	HSI R Bull CBBC Jul 2019 M	0.2500	28,108 per 10,000 units	28,208 per 10,000 units	2019/07/30	200,000,000	2017/10/16
64536	SGA Societe Generale Acceptance N.V./SG Issuer	HSI R Bull CBBC Sep 2019 D	0.2500	27,300 per 20,000 units	27,400 per 20,000 units	2019/09/27	200,000,000	2017/10/16
64759	SGA Societe Generale Acceptance N.V./SG Issuer	HSI R Bear CBBC Jan 2018 M	0.2500	28,688 per 10,000 units	28,588 per 10,000 units	2018/01/30	200,000,000	2017/10/16
64760	SGA Societe Generale Acceptance N.V./SG Issuer	HSI R Bear CBBC Mar 2018 P	0.2500	28,438 per 12,000 units	28,338 per 12,000 units	2018/03/28	200,000,000	2017/10/16
64518	SGA Societe Generale Acceptance N.V./SG Issuer	HSI R Bear CBBC Jul 2018 A	0.2500	30,300 per 20,000 units	30,200 per 20,000 units	2018/07/30	200,000,000	2017/10/16
64519	SGA Societe Generale Acceptance N.V./SG Issuer	HSI R Bear CBBC Jul 2018 B	0.2500	30,700 per 20,000 units	30,600 per 20,000 units	2018/07/30	200,000,000	2017/10/16
64323	SGA Societe Generale Acceptance N.V./SG Issuer	Ping An R Bull CBBC May 2018 H	0.2500	63.15 per 100 units	63.75 per 100 units	2018/05/16	100,000,000	2017/10/16
64338	SGA Societe Generale Acceptance N.V./SG Issuer	Ping An R Bull CBBC Oct 2018 D	0.2500	60.80 per 100 units	61.40 per 100 units	2018/10/08	100,000,000	2017/10/16
64347	SGA Societe Generale Acceptance N.V./SG Issuer	Tencent R Bull CBBC Apr 2018 T	0.2500	347.60 per 100 units	350.40 per 100 units	2018/04/24	80,000,000	2017/10/16
64753	UBS AG	CSOP A50 ETF R Bull CBBC Feb 2018 A	0.2500	13.9800	14.0800	2018/02/05	40,000,000	2017/10/16
64754	UBS AG	CSOP A50 ETF R Bull CBBC Feb 2018 B	0.2500	13.1800	13.2800	2018/02/26	40,000,000	2017/10/16
64747	UBS AG	HSI R Bull CBBC Nov 2018 S	0.2500	28,050 per 12,000 units	28,250 per 12,000 units	2018/11/29	250,000,000	2017/10/16
64746	UBS AG	HSI R Bull CBBC Nov 2018 V	0.2500	28,300 per 10,000 units	28,450 per 10,000 units	2018/11/29	250,000,000	2017/10/16
64748	UBS AG	HSI R Bull CBBC Apr 2019 G	0.2500	27,550 per 10,000 units	27,750 per 10,000 units	2019/04/29	200,000,000	2017/10/16
64750	UBS AG	HSI R Bear CBBC Jan 2018 J	0.2500	28,600 per 10,000 units	28,450 per 10,000 units	2018/01/30	250,000,000	2017/10/16
64843	BNP Paribas Issuance B.V.	CSOP A50 ETF R Bull CBBC Jun 18C	0.2500	13.8000	14.0000	2018/06/28	60,000,000	2017/10/17
64851	BNP Paribas Issuance B.V.	HKEX R Bull CBBC Aug 2018 N	0.2500	214 per 100 units	216 per 100 units	2018/08/30	50,000,000	2017/10/17
64834	BNP Paribas Issuance B.V.	HSI R Bear CBBC Mar 2018 K	0.2500	28,800 per 10,000 units	28,600 per 10,000 units	2018/03/28	250,000,000	2017/10/17
64849	BNP Paribas Issuance B.V.	Ping An R Bull CBBC Aug 2018 K	0.2500	61.90 per 100 units	62.50 per 100 units	2018/08/30	200,000,000	2017/10/17
64852	BNP Paribas Issuance B.V.	Tencent R Bear CBBC Apr 2018 N	0.3000	377 per 100 units	375 per 100 units	2018/04/27	50,000,000	2017/10/17

Newly listed callable bull/bear contracts (continued)

Code	Issuer	Name of issue	Issue prices (HK\$)	Strike price (HKD)/Strike level per 10 units	Call price (HKD)/Call level per 10 units	Expiry date	No. of issue (units)	Listing date
64927	Credit Suisse AG	China Mobile R Bear CBBC Mar 2018 B	0.2500	84.08 per 100 units	82.88 per 100 units	2018/03/29	50,000,000	2017/10/17
64915	Credit Suisse AG	HKEX R Bull CBBC Jun 2018 P	0.2500	215.88 per 100 units	217.88 per 100 units	2018/06/22	50,000,000	2017/10/17
64937	Credit Suisse AG	HSBC R Bull CBBC Jun 2018 C	0.2500	77.38 per 100 units	78.38 per 100 units	2018/06/22	100,000,000	2017/10/17
64929	Credit Suisse AG	HSI R Bull CBBC Apr 2018 V	0.2500	28,390 per 10,000 units	28,490 per 10,000 units	2018/04/27	150,000,000	2017/10/17
64934	Credit Suisse AG	HSI R Bull CBBC May 2018 X	0.2500	28,188 per 12,000 units	28,338 per 12,000 units	2018/05/30	200,000,000	2017/10/17
64904	Credit Suisse AG	HSI R Bear CBBC Apr 2018 D	0.2500	28,700 per 10,000 units	28,500 per 10,000 units	2018/04/27	200,000,000	2017/10/17
65015	Goldman Sachs Structured Products (Asia) Ltd.	HKEX R Bear CBBC Feb 2018 B	0.2500	222.80 per 100 units	220.80 per 100 units	2018/02/23	80,000,000	2017/10/17
65021	Goldman Sachs Structured Products (Asia) Ltd.	HKEX R Bear CBBC Feb 2018 C	0.2500	230 per 100 units	228 per 100 units	2018/02/23	80,000,000	2017/10/17
64974	Goldman Sachs Structured Products (Asia) Ltd.	HSI R Bull CBBC Apr 2019 J	0.2500	28,100 per 12,000 units	28,250 per 12,000 units	2019/04/29	200,000,000	2017/10/17
64982	Goldman Sachs Structured Products (Asia) Ltd.	HSI R Bull CBBC Apr 2019 K	0.2500	28,390 per 10,000 units	28,490 per 10,000 units	2019/04/29	200,000,000	2017/10/17
64887	Goldman Sachs Structured Products (Asia) Ltd.	HSI R Bear CBBC Jan 2018 H	0.2500	28,650 per 10,000 units	28,550 per 10,000 units	2018/01/30	200,000,000	2017/10/17
64899	Goldman Sachs Structured Products (Asia) Ltd.	HSI R Bear CBBC Jan 2018 I	0.2500	28,750 per 10,000 units	28,650 per 10,000 units	2018/01/30	200,000,000	2017/10/17
64902	Goldman Sachs Structured Products (Asia) Ltd.	HSI R Bear CBBC Jan 2018 J	0.2500	28,950 per 10,000 units	28,850 per 10,000 units	2018/01/30	200,000,000	2017/10/17
64903	Goldman Sachs Structured Products (Asia) Ltd.	HSI R Bear CBBC Jan 2018 K	0.2500	29,050 per 10,000 units	28,950 per 10,000 units	2018/01/30	200,000,000	2017/10/17
65008	Goldman Sachs Structured Products (Asia) Ltd.	Ping An R Bull CBBC Jun 2018 B	0.2500	59.40 per 100 units	60 per 100 units	2018/06/22	80,000,000	2017/10/17
65020	Goldman Sachs Structured Products (Asia) Ltd.	Ping An R Bull CBBC Jun 2018 C	0.2500	61.40 per 100 units	62 per 100 units	2018/06/11	80,000,000	2017/10/17
64884	Hongkong and Shanghai Banking Corporation Ltd., The	China Mobile R Bull CBBC Jul 2018 B	0.2500	68.68 per 100 units	69.88 per 100 units	2018/07/30	50,000,000	2017/10/17
64940	Hongkong and Shanghai Banking Corporation Ltd., The	China Mobile R Bull CBBC Jul 2018 C	0.2500	77.68 per 100 units	78.88 per 100 units	2018/07/30	50,000,000	2017/10/17
64877	Hongkong and Shanghai Banking Corporation Ltd., The	CSOP A50 ETF R Bear CBBC May 2018 A	0.2500	16.6800	16.5800	2018/05/07	40,000,000	2017/10/17
64882	Hongkong and Shanghai Banking Corporation Ltd., The	Galaxy Ent R Bull CBBC Jul 2018 H	0.2500	52.58 per 100 units	53.38 per 100 units	2018/07/23	80,000,000	2017/10/17
64944	Hongkong and Shanghai Banking Corporation Ltd., The	HKEX R Bull CBBC Sep 2018 B	0.2500	218.38 per 100 units	220.38 per 100 units	2018/09/24	50,000,000	2017/10/17
64878	Hongkong and Shanghai Banking Corporation Ltd., The	HS H-SH ETF R Bear CBBC Aug 2018 A	0.2500	124.88 per 100 units	123.88 per 100 units	2018/08/13	40,000,000	2017/10/17
64853	Hongkong and Shanghai Banking Corporation Ltd., The	HSI R Bear CBBC Apr 2018 V	0.2500	28,638 per 15,000 units	28,488 per 15,000 units	2018/04/27	100,000,000	2017/10/17
64876	Hongkong and Shanghai Banking Corporation Ltd., The	HSI R Bear CBBC Sep 2018 E	0.2500	31,938 per 20,000 units	31,738 per 20,000 units	2018/09/27	150,000,000	2017/10/17
65000	J.P. Morgan Structured Products B.V.	HKEX R Bull CBBC Jan 2018 M	0.2500	215.88 per 100 units	217.88 per 100 units	2018/01/19	40,000,000	2017/10/17
64998	J.P. Morgan Structured Products B.V.	HSBC R Bull CBBC Jul 2018 C	0.2500	77.58 per 100 units	78.58 per 100 units	2018/07/20	100,000,000	2017/10/17
65006	J.P. Morgan Structured Products B.V.	HSI R Bull CBBC Sep 2019 K	0.2500	28,390 per 10,000 units	28,490 per 10,000 units	2019/09/27	200,000,000	2017/10/17
65041	SGA Societe Generale Acceptance N.V./SG Issuer	CUni R Bull CBBC Jul 2018 C	0.2500	10.6800	10.8800	2018/07/12	40,000,000	2017/10/17
65042	SGA Societe Generale Acceptance N.V./SG Issuer	HSBC R Bull CBBC Apr 2018 I	0.2500	77.55 per 100 units	78.55 per 100 units	2018/04/13	100,000,000	2017/10/17
65047	SGA Societe Generale Acceptance N.V./SG Issuer	HSBC R Bull CBBC Sep 2018 I	0.2500	76 per 100 units	77 per 100 units	2018/09/07	100,000,000	2017/10/17
65037	SGA Societe Generale Acceptance N.V./SG Issuer	HSI R Bear CBBC Feb 2018 Y	0.2500	28,738 per 10,000 units	28,638 per 10,000 units	2018/02/27	200,000,000	2017/10/17
65040	SGA Societe Generale Acceptance N.V./SG Issuer	HSI R Bear CBBC Mar 2018 Q	0.2500	29,938 per 12,000 units	29,838 per 12,000 units	2018/03/28	200,000,000	2017/10/17
65049	SGA Societe Generale Acceptance N.V./SG Issuer	Sands R Bull CBBC Oct 2018 C	0.2500	37.20 per 100 units	38 per 100 units	2018/10/12	60,000,000	2017/10/17
64962	UBS AG	HKEX R Bull CBBC Jun 2018 C	0.2500	211.98 per 100 units	213.98 per 100 units	2018/06/04	50,000,000	2017/10/17
64964	UBS AG	HKEX R Bull CBBC Jun 2018 D	0.2500	207.88 per 100 units	209.88 per 100 units	2018/06/11	50,000,000	2017/10/17
64967	UBS AG	HSBC R Bull CBBC Jul 2018 D	0.2500	74.48 per 100 units	75.98 per 100 units	2018/07/11	50,000,000	2017/10/17
64972	UBS AG	HSI R Bull CBBC Dec 2018 L	0.2500	28,200 per 10,000 units	28,400 per 10,000 units	2018/12/28	250,000,000	2017/10/17
64953	UBS AG	HSI R Bear CBBC Jan 2018 K	0.2500	29,038 per 10,000 units	28,888 per 10,000 units	2018/01/30	250,000,000	2017/10/17
64946	UBS AG	HSI R Bear CBBC Feb 2018 N	0.2500	30,100 per 10,000 units	29,950 per 10,000 units	2018/02/27	250,000,000	2017/10/17
64959	UBS AG	HSI R Bear CBBC Feb 2018 O	0.2500	28,838 per 10,000 units	28,688 per 10,000 units	2018/02/27	250,000,000	2017/10/17
64948	UBS AG	HSI R Bear CBBC Mar 2018 B	0.2500	29,538 per 10,000 units	29,388 per 10,000 units	2018/03/28	250,000,000	2017/10/17
64956	UBS AG	HSI R Bear CBBC Mar 2018 C	0.2500	30,750 per 10,000 units	30,600 per 10,000 units	2018/03/28	250,000,000	2017/10/17
64961	UBS AG	Tencent R Bull CBBC Aug 2018 A	0.2500	346.78 per 100 units	349.58 per 100 units	2018/08/06	50,000,000	2017/10/17

Newly listed callable bull/bear contracts (continued)

Code	Issuer	Name of issue	Issue prices (HK\$)	Strike price (HKD)/Strike level per 10 units	Call price (HKD)/Call level per 10 units	Expiry date	No. of issue (units)	Listing date
65173	Credit Suisse AG	CUni R Bull CBBC Mar 2018 B	0.2500	10.8800	11.0800	2018/03/02	50,000,000	2017/10/18
65187	Credit Suisse AG	HSI R Bull CBBC Feb 2018 F	0.2500	28,228 per 12,000 units	28,378 per 12,000 units	2018/02/27	200,000,000	2017/10/18
65167	Credit Suisse AG	HSI R Bull CBBC Feb 2018 M	0.2500	27,988 per 12,000 units	28,138 per 12,000 units	2018/02/27	200,000,000	2017/10/18
65164	Credit Suisse AG	HSI R Bear CBBC Mar 2018 N	0.2500	28,628 per 10,000 units	28,528 per 10,000 units	2018/03/28	150,000,000	2017/10/18
65178	Credit Suisse AG	ICBC R Bull CBBC Sep 2018 M	0.2500	6.3100	6.4100	2018/09/19	70,000,000	2017/10/18
65091	The Bank of East Asia, Ltd.	Geely Auto R Bull CBBC Aug 2018 A	0.3600	23.8800	24.2800	2018/08/03	30,000,000	2017/10/18
65110	The Bank of East Asia, Ltd.	Geely Auto R Bull CBBC Aug 2018 B	0.2500	25.8800	26.2800	2018/08/03	40,000,000	2017/10/18
65117	The Bank of East Asia, Ltd.	Great Wall Motor R Bull CBBC Aug 2018 A	0.3400	10.2800	10.6800	2018/08/03	30,000,000	2017/10/18
65090	The Bank of East Asia, Ltd.	HKEX R Bull CBBC Aug 2018 A	0.2500	217.08 per 100 units	219.08 per 100 units	2018/08/03	40,000,000	2017/10/18
65088	The Bank of East Asia, Ltd.	Tencent R Bull CBBC Aug 2018 C	0.2500	348.08 per 100 units	351.08 per 100 units	2018/08/03	40,000,000	2017/10/18
65189	Goldman Sachs Structured Products (Asia) Ltd.	HSI R Bull CBBC Mar 2019 C	0.2500	27,950 per 10,000 units	28,050 per 10,000 units	2019/03/28	200,000,000	2017/10/18
65202	Goldman Sachs Structured Products (Asia) Ltd.	Ping An R Bull CBBC Jun 2018 D	0.2500	60.40 per 100 units	61 per 100 units	2018/06/15	80,000,000	2017/10/18
65205	Goldman Sachs Structured Products (Asia) Ltd.	Ping An R Bear CBBC Aug 2018 A	0.2500	65.10 per 100 units	64.50 per 100 units	2018/08/06	80,000,000	2017/10/18
65058	Hongkong and Shanghai Banking Corporation Ltd., The	CNOOC R Bear CBBC Aug 2018 A	0.2500	12.1800	11.9800	2018/08/13	40,000,000	2017/10/18
65144	Hongkong and Shanghai Banking Corporation Ltd., The	Great Wall Motor R Bull CBBC Aug 2018 A	0.2500	10.2800	10.8800	2018/08/13	40,000,000	2017/10/18
65148	Hongkong and Shanghai Banking Corporation Ltd., The	Great Wall Motor R Bear CBBC Jul 2018 B	0.2500	13.2800	12.6800	2018/07/30	40,000,000	2017/10/18
65055	Hongkong and Shanghai Banking Corporation Ltd., The	Ping An R Bear CBBC May 2018 D	0.2500	75.08 per 100 units	74.38 per 100 units	2018/05/07	40,000,000	2017/10/18
65066	Haitong International Securities Co. Ltd.	CM Bank R Bull CBBC May 2018 A	0.3130	26.3800	26.8000	2018/05/24	40,000,000	2017/10/18
65068	Haitong International Securities Co. Ltd.	China Shenhua R Bull CBBC May 2018 A	0.2500	17.5000	18.0000	2018/05/21	40,000,000	2017/10/18
65074	Haitong International Securities Co. Ltd.	Great Wall Motor R Bull CBBC May 2018 A	0.2500	9.4800	9.8800	2018/05/02	60,000,000	2017/10/18
65087	Haitong International Securities Co. Ltd.	Great Wall Motor R Bull CBBC May 2018 B	0.2500	10.1800	10.5800	2018/05/03	60,000,000	2017/10/18
65067	Haitong International Securities Co. Ltd.	Sands China R Bull CBBC May 2018 A	0.3210	35.0000	35.8000	2018/05/23	40,000,000	2017/10/18
65060	Haitong International Securities Co. Ltd.	Sunny Optical R Bull CBBC Jun 2018 A	0.2500	111.80 per 100 units	115.80 per 100 units	2018/06/13	40,000,000	2017/10/18
65143	Haitong International Securities Co. Ltd.	Sunny Optical R Bull CBBC Jun 2018 B	0.2650	101.80 per 100 units	105.80 per 100 units	2018/06/14	40,000,000	2017/10/18
65118	SGA Societe Generale Acceptance N.V./SG Issuer	COVS R Bull CBBC Aug 2018 B	0.2500	23.9000	24.5000	2018/08/17	40,000,000	2017/10/18
65122	SGA Societe Generale Acceptance N.V./SG Issuer	Greatwall Motor R Bull CBBC Jul 2018 A	0.2500	10.0000	10.5000	2018/07/30	40,000,000	2017/10/18
65132	SGA Societe Generale Acceptance N.V./SG Issuer	Greatwall Motor R Bull CBBC Sep 2018 A	0.2500	9.5000	10.0000	2018/09/27	40,000,000	2017/10/18
65054	SGA Societe Generale Acceptance N.V./SG Issuer	HKEX R Bull CBBC Apr 2018 F	0.2500	218.40 per 100 units	220.40 per 100 units	2018/04/09	50,000,000	2017/10/18
65191	SGA Societe Generale Acceptance N.V./SG Issuer	HSI R Bull CBBC Mar 2019 X	0.2500	28,208 per 12,000 units	28,308 per 12,000 units	2019/03/28	200,000,000	2017/10/18
65199	SGA Societe Generale Acceptance N.V./SG Issuer	HSI R Bull CBBC Apr 2019 W	0.2500	28,258 per 10,000 units	28,358 per 10,000 units	2019/04/29	200,000,000	2017/10/18
65190	SGA Societe Generale Acceptance N.V./SG Issuer	HSI R Bear CBBC Mar 2018 R	0.2500	28,538 per 10,000 units	28,438 per 10,000 units	2018/03/28	200,000,000	2017/10/18
65134	SGA Societe Generale Acceptance N.V./SG Issuer	Tencent R Bull CBBC Aug 2018 E	0.2500	340.40 per 100 units	343.20 per 100 units	2018/08/09	80,000,000	2017/10/18
65159	UBS AG	BOCL R Bull CBBC Aug 2018 B	0.2500	3.8100	3.8900	2018/08/13	60,000,000	2017/10/18
65160	UBS AG	HSBC R Bear CBBC Aug 2018 A	0.2500	87.38 per 100 units	85.88 per 100 units	2018/08/23	50,000,000	2017/10/18
65156	UBS AG	HSI R Bull CBBC Dec 2018 M	0.2500	28,290 per 12,000 units	28,490 per 12,000 units	2018/12/28	250,000,000	2017/10/18
65151	UBS AG	HSI R Bear CBBC Jan 2018 H	0.2500	28,800 per 12,000 units	28,600 per 12,000 units	2018/01/30	250,000,000	2017/10/18
65157	UBS AG	HSI R Bear CBBC Feb 2018 P	0.2500	30,000 per 10,000 units	29,850 per 10,000 units	2018/02/27	250,000,000	2017/10/18
65158	UBS AG	HSI R Bear CBBC Mar 2018 D	0.2500	30,350 per 10,000 units	30,200 per 10,000 units	2018/03/28	250,000,000	2017/10/18
65217	BNP Paribas Issuance B.V.	HSI R Bull CBBC Aug 2018 Z	0.2500	28,200 per 10,000 units	28,400 per 10,000 units	2018/08/30	250,000,000	2017/10/19
65214	BNP Paribas Issuance B.V.	HSI R Bear CBBC Mar 2018 T	0.2500	28,600 per 10,000 units	28,400 per 10,000 units	2018/03/28	250,000,000	2017/10/19
65206	BNP Paribas Issuance B.V.	Tencent R Bull CBBC Aug 2018 L	0.2500	348 per 100 units	350 per 100 units	2018/08/30	50,000,000	2017/10/19
65318	Credit Suisse AG	HSBC R Bull CBBC Jun 2018 D	0.2500	76.08 per 100 units	77.08 per 100 units	2018/06/29	100,000,000	2017/10/19
65321	Credit Suisse AG	HSI R Bull CBBC May 2018 Z	0.2500	28,300 per 12,000 units	28,450 per 12,000 units	2018/05/30	200,000,000	2017/10/19

Newly listed callable bull/bear contracts (continued)

Code	Issuer	Name of issue	Issue prices (HK\$)	Strike price (HKD)/Strike level per 10 units	Call price (HKD)/Call level per 10 units	Expiry date	No. of issue (units)	Listing date
65306	Credit Suisse AG	HSI R Bear CBBC Feb 2018 A	0.2500	28,600 per 12,000 units	28,450 per 12,000 units	2018/02/27	200,000,000	2017/10/19
65317	Credit Suisse AG	Ping An R Bull CBBC Aug 2018 G	0.2500	62.48 per 100 units	63.08 per 100 units	2018/08/16	100,000,000	2017/10/19
65286	The Bank of East Asia, Ltd.	AIA R Bull CBBC Aug 2018 A	0.2500	58.28 per 100 units	58.88 per 100 units	2018/08/03	40,000,000	2017/10/19
65262	The Bank of East Asia, Ltd.	China Mobile R Bull CBBC Aug 2018 A	0.2500	77.78 per 100 units	78.98 per 100 units	2018/08/03	60,000,000	2017/10/19
65279	The Bank of East Asia, Ltd.	CSOP A50 ETF R Bull CBBC Aug 2018 A	0.2500	14.1800	14.2800	2018/08/03	40,000,000	2017/10/19
65265	The Bank of East Asia, Ltd.	Ping An R Bull CBBC Jun 2018 L	0.6500	61.6800	62.2800	2018/06/15	16,000,000	2017/10/19
65276	The Bank of East Asia, Ltd.	Ping An R Bull CBBC Jun 2018 M	0.6500	62.6800	63.2800	2018/06/15	16,000,000	2017/10/19
65331	Goldman Sachs Structured Products (Asia) Ltd.	HSCEI R Bull CBBC Nov 2018 B	0.2500	11,358 per 10,000 units	11,458 per 10,000 units	2018/11/29	200,000,000	2017/10/19
65329	Goldman Sachs Structured Products (Asia) Ltd.	HSCEI R Bear CBBC Mar 2018 C	0.2500	11,900 per 10,000 units	11,800 per 10,000 units	2018/03/28	200,000,000	2017/10/19
65254	Goldman Sachs Structured Products (Asia) Ltd.	HSI R Bull CBBC Mar 2019 D	0.2500	28,250 per 10,000 units	28,350 per 10,000 units	2019/03/28	200,000,000	2017/10/19
65258	Goldman Sachs Structured Products (Asia) Ltd.	HSI R Bear CBBC Jan 2018 L	0.2500	28,600 per 10,000 units	28,500 per 10,000 units	2018/01/30	200,000,000	2017/10/19
65253	Hongkong and Shanghai Banking Corporation Ltd., The	CM Bank R Bull CBBC May 2018 B	0.2500	27.7800	28.1800	2018/05/07	40,000,000	2017/10/19
65252	Hongkong and Shanghai Banking Corporation Ltd., The	HSCEI R Bear CBBC Oct 2018 A	0.2500	12,888 per 10,000 units	12,788 per 10,000 units	2018/10/30	50,000,000	2017/10/19
65238	Hongkong and Shanghai Banking Corporation Ltd., The	HSI R Bull CBBC Jul 2018 Y	0.2500	28,188 per 20,000 units	28,388 per 20,000 units	2018/07/30	150,000,000	2017/10/19
65251	Hongkong and Shanghai Banking Corporation Ltd., The	HSI R Bear CBBC Oct 2018 E	0.2500	32,338 per 20,000 units	32,138 per 20,000 units	2018/10/30	150,000,000	2017/10/19
65231	Hongkong and Shanghai Banking Corporation Ltd., The	ICBC R Bull CBBC Sep 2018 B	0.2500	6.2800	6.3800	2018/09/17	80,000,000	2017/10/19
65232	Hongkong and Shanghai Banking Corporation Ltd., The	ICBC R Bear CBBC Aug 2018 A	0.2500	7.4800	7.3800	2018/08/27	40,000,000	2017/10/19
65351	J.P. Morgan Structured Products B.V.	HSI R Bull CBBC Sep 2019 L	0.2500	28,250 per 10,000 units	28,400 per 10,000 units	2019/09/27	200,000,000	2017/10/19
65345	J.P. Morgan Structured Products B.V.	HSI R Bear CBBC Jan 2018 R	0.2500	28,650 per 10,000 units	28,500 per 10,000 units	2018/01/30	200,000,000	2017/10/19
65348	J.P. Morgan Structured Products B.V.	HSI R Bear CBBC Feb 2018 X	0.2500	30,048 per 10,000 units	29,948 per 10,000 units	2018/02/27	200,000,000	2017/10/19
65375	J.P. Morgan Structured Products B.V.	Ping An R Bull CBBC Apr 2018 D	0.2500	63.28 per 100 units	63.88 per 100 units	2018/04/20	100,000,000	2017/10/19
65293	Macquarie Bank Ltd.	HSI R Bull CBBC Nov 2018 A	0.2500	27,558 per 10,000 units	27,708 per 10,000 units	2018/11/29	40,000,000	2017/10/19
65297	Macquarie Bank Ltd.	HSI R Bull CBBC Nov 2018 B	0.2500	27,258 per 10,000 units	27,408 per 10,000 units	2018/11/29	40,000,000	2017/10/19
65300	Macquarie Bank Ltd.	HSI R Bull CBBC Nov 2018 C	0.2500	27,358 per 10,000 units	27,508 per 10,000 units	2018/11/29	40,000,000	2017/10/19
65305	Macquarie Bank Ltd.	HSI R Bull CBBC Nov 2018 D	0.2500	27,458 per 10,000 units	27,608 per 10,000 units	2018/11/29	40,000,000	2017/10/19
65380	SGA Societe Generale Acceptance N.V./SG Issuer	HKEX R Bull CBBC Oct 2018 B	0.2500	214.20 per 100 units	216.20 per 100 units	2018/10/30	50,000,000	2017/10/19
65429	SGA Societe Generale Acceptance N.V./SG Issuer	HSI R Bull CBBC Mar 2019 Y	0.2500	28,358 per 10,000 units	28,458 per 10,000 units	2019/03/28	200,000,000	2017/10/19
65436	SGA Societe Generale Acceptance N.V./SG Issuer	HSI R Bull CBBC Apr 2019 X	0.2500	28,308 per 12,000 units	28,408 per 12,000 units	2019/04/29	200,000,000	2017/10/19
65408	SGA Societe Generale Acceptance N.V./SG Issuer	HSI R Bear CBBC Jan 2018 N	0.2500	28,638 per 10,000 units	28,538 per 10,000 units	2018/01/30	200,000,000	2017/10/19
65418	SGA Societe Generale Acceptance N.V./SG Issuer	HSI R Bear CBBC Feb 2018 Z	0.2500	28,588 per 12,000 units	28,488 per 12,000 units	2018/02/27	200,000,000	2017/10/19
65395	SGA Societe Generale Acceptance N.V./SG Issuer	Ping An R Bull CBBC Aug 2018 B	0.2500	62 per 100 units	62.60 per 100 units	2018/08/30	100,000,000	2017/10/19
65328	UBS AG	HSI R Bull CBBC Dec 2018 N	0.2500	28,250 per 10,000 units	28,350 per 10,000 units	2018/12/28	200,000,000	2017/10/19
65324	UBS AG	HSI R Bear CBBC Jan 2018 L	0.2500	28,490 per 10,000 units	28,390 per 10,000 units	2018/01/30	200,000,000	2017/10/19
65327	UBS AG	HSI R Bear CBBC Jan 2018 M	0.2500	28,600 per 10,000 units	28,500 per 10,000 units	2018/01/30	200,000,000	2017/10/19
65664	Credit Suisse AG	AIA R Bull CBBC Jul 2018 C	0.2500	59.58 per 100 units	60.18 per 100 units	2018/07/05	70,000,000	2017/10/20
65666	Credit Suisse AG	AIA R Bull CBBC Jul 2018 D	0.2500	60.98 per 100 units	61.58 per 100 units	2018/07/12	70,000,000	2017/10/20
65669	Credit Suisse AG	BOCL R Bull CBBC Sep 2018 F	0.2500	3.8900	3.9700	2018/09/07	70,000,000	2017/10/20
65672	Credit Suisse AG	HSCEI R Bull CBBC Apr 2018 O	0.2500	11,318 per 10,000 units	11,418 per 10,000 units	2018/04/27	100,000,000	2017/10/20
65639	Credit Suisse AG	HSI R Bull CBBC Apr 2018 W	0.2500	28,258 per 10,000 units	28,358 per 10,000 units	2018/04/27	150,000,000	2017/10/20
65663	Credit Suisse AG	HSI R Bear CBBC Feb 2018 V	0.2500	28,778 per 12,000 units	28,628 per 12,000 units	2018/02/27	200,000,000	2017/10/20
65667	Credit Suisse AG	Ping An R Bull CBBC Aug 2018 H	0.2500	61.48 per 100 units	62.08 per 100 units	2018/08/03	100,000,000	2017/10/20
65661	Credit Suisse AG	Tencent R Bull CBBC Jul 2018 O	0.2500	347.38 per 100 units	350.18 per 100 units	2018/07/25	50,000,000	2017/10/20
65493	Goldman Sachs Structured Products (Asia) Ltd.	HSI R Bull CBBC Mar 2019 E	0.2500	28,350 per 10,000 units	28,450 per 10,000 units	2019/03/28	200,000,000	2017/10/20

Newly listed callable bull/bear contracts (continued)

Code	Issuer	Name of issue	Issue prices (HK\$)	Strike price (HKD)/Strike level per 10 units	Call price (HKD)/Call level per 10 units	Expiry date	No. of issue (units)	Listing date
65438	Goldman Sachs Structured Products (Asia) Ltd.	Tencent R Bull CBBC Mar 2018 O	0.2500	347.68 per 100 units	350.18 per 100 units	2018/03/09	80,000,000	2017/10/20
65443	Goldman Sachs Structured Products (Asia) Ltd.	Tencent R Bull CBBC Mar 2018 P	0.2500	345.50 per 100 units	348 per 100 units	2018/03/06	80,000,000	2017/10/20
65461	Goldman Sachs Structured Products (Asia) Ltd.	Tencent R Bull CBBC Mar 2018 Q	0.2500	343.50 per 100 units	346 per 100 units	2018/03/09	80,000,000	2017/10/20
65560	Goldman Sachs Structured Products (Asia) Ltd.	Tencent R Bear CBBC Mar 2018 G	0.2500	349.78 per 100 units	347.28 per 100 units	2018/03/05	80,000,000	2017/10/20
65497	Hongkong and Shanghai Banking Corporation Ltd., The	AAC Tech R Bull CBBC Aug 2018 E	0.2500	129.88 per 100 units	132.88 per 100 units	2018/08/13	40,000,000	2017/10/20
65553	Hongkong and Shanghai Banking Corporation Ltd., The	AIA R Bull CBBC Jul 2018 G	0.2500	58.58 per 100 units	59.28 per 100 units	2018/07/23	60,000,000	2017/10/20
65527	Hongkong and Shanghai Banking Corporation Ltd., The	Sinopec Corp R Bull CBBC Aug 2018 B	0.2500	5.0800	5.2300	2018/08/13	50,000,000	2017/10/20
65502	Hongkong and Shanghai Banking Corporation Ltd., The	HKEX R Bull CBBC Sep 2018 C	0.2500	213.88 per 100 units	215.88 per 100 units	2018/09/24	50,000,000	2017/10/20
65507	Hongkong and Shanghai Banking Corporation Ltd., The	Ping An R Bull CBBC Apr 2018 G	0.2500	62.18 per 100 units	62.88 per 100 units	2018/04/23	80,000,000	2017/10/20
65464	Hongkong and Shanghai Banking Corporation Ltd., The	Tencent R Bull CBBC Sep 2018 E	0.2500	346.88 per 100 units	348.88 per 100 units	2018/09/03	60,000,000	2017/10/20
65702	J.P. Morgan Structured Products B.V.	Geely Auto R Bull CBBC Nov 2018 A	0.2500	21.28 per 100 units	21.88 per 100 units	2018/11/16	200,000,000	2017/10/20
65701	J.P. Morgan Structured Products B.V.	HSI R Bull CBBC Nov 2018 L	0.2500	28,258 per 10,000 units	28,358 per 10,000 units	2018/11/29	200,000,000	2017/10/20
65638	Macquarie Bank Ltd.	Tencent R Bear CBBC Apr 2018 Q	0.6670	352.88 per 100 units	350.18 per 100 units	2018/04/30	15,000,000	2017/10/20
65693	SGA Societe Generale Acceptance N.V./SG Issuer	AIA R Bull CBBC Jul 2018 C	0.2500	58.90 per 100 units	59.50 per 100 units	2018/07/06	60,000,000	2017/10/20
65469	SGA Societe Generale Acceptance N.V./SG Issuer	CSOP A50 ETF R Bull CBBC Apr 2018 F	0.2500	14.3600	14.4600	2018/04/25	40,000,000	2017/10/20
65699	SGA Societe Generale Acceptance N.V./SG Issuer	HSI R Bear CBBC Mar 2018 S	0.2500	28,688 per 12,000 units	28,588 per 12,000 units	2018/03/28	200,000,000	2017/10/20
65700	SGA Societe Generale Acceptance N.V./SG Issuer	Tencent R Bull CBBC Apr 2018 U	0.2500	346.20 per 100 units	349 per 100 units	2018/04/18	80,000,000	2017/10/20
65686	UBS AG	HKEX R Bull CBBC Jun 2018 E	0.2500	215.98 per 100 units	217.98 per 100 units	2018/06/25	50,000,000	2017/10/20
65680	UBS AG	HSI R Bull CBBC Apr 2019 H	0.2500	28,368 per 10,000 units	28,468 per 10,000 units	2019/04/29	200,000,000	2017/10/20
65685	UBS AG	HSI R Bear CBBC Feb 2018 Q	0.2500	28,738 per 12,000 units	28,538 per 12,000 units	2018/02/27	250,000,000	2017/10/20
65717	BNP Paribas Issuance B.V.	CSOP A50 ETF R Bull CBBC Jun 18D	0.2500	14.3000	14.5000	2018/06/28	60,000,000	2017/10/23
65929	BNP Paribas Issuance B.V.	HKEX R Bull CBBC Aug 2018 O	0.2500	222 per 100 units	224 per 100 units	2018/08/30	50,000,000	2017/10/23
65722	BNP Paribas Issuance B.V.	HSCEI R Bull CBBC Aug 2018 A	0.2500	11,300 per 10,000 units	11,400 per 10,000 units	2018/08/30	100,000,000	2017/10/23
65726	BNP Paribas Issuance B.V.	HSI R Bear CBBC Mar 2018 D	0.2500	28,900 per 10,000 units	28,700 per 10,000 units	2018/03/28	250,000,000	2017/10/23
65728	BNP Paribas Issuance B.V.	HSI R Bear CBBC Mar 2018 F	0.2500	30,300 per 10,000 units	30,100 per 10,000 units	2018/03/28	250,000,000	2017/10/23
65730	BNP Paribas Issuance B.V.	HSI R Bear CBBC Mar 2018 L	0.2500	30,500 per 10,000 units	30,300 per 10,000 units	2018/03/28	250,000,000	2017/10/23
65733	BNP Paribas Issuance B.V.	HSI R Bear CBBC Mar 2018 P	0.2500	30,900 per 10,000 units	30,700 per 10,000 units	2018/03/28	250,000,000	2017/10/23
65918	BNP Paribas Issuance B.V.	Tencent R Bull CBBC Aug 2018 P	0.2500	353 per 100 units	355 per 100 units	2018/08/30	50,000,000	2017/10/23
65952	Credit Suisse AG	CCB R Bull CBBC Sep 2018 M	0.2500	6.9100	7.0100	2018/09/14	70,000,000	2017/10/23
65951	Credit Suisse AG	HKEX R Bull CBBC Jun 2018 Q	0.2500	225.38 per 100 units	227.38 per 100 units	2018/06/14	50,000,000	2017/10/23
65944	Credit Suisse AG	HSI R Bull CBBC Apr 2018 X	0.2500	28,617 per 10,000 units	28,717 per 10,000 units	2018/04/27	150,000,000	2017/10/23
65945	Credit Suisse AG	HSI R Bull CBBC May 2018 B	0.2500	28,400 per 12,000 units	28,550 per 12,000 units	2018/05/30	200,000,000	2017/10/23
65934	Credit Suisse AG	HSI R Bear CBBC Apr 2018 E	0.2500	28,900 per 10,000 units	28,700 per 10,000 units	2018/04/27	200,000,000	2017/10/23
65930	Credit Suisse AG	HSI R Bear CBBC May 2018 C	0.2500	28,688 per 10,000 units	28,488 per 10,000 units	2018/05/30	200,000,000	2017/10/23
65968	Credit Suisse AG	Ping An R Bull CBBC Aug 2018 I	0.2500	63.48 per 100 units	64.08 per 100 units	2018/08/09	100,000,000	2017/10/23
65963	Credit Suisse AG	Tencent R Bull CBBC Jul 2018 P	0.2500	344.48 per 100 units	347.28 per 100 units	2018/07/11	50,000,000	2017/10/23
65965	Credit Suisse AG	Tencent R Bull CBBC Jul 2018 Q	0.2500	352.78 per 100 units	355.58 per 100 units	2018/07/19	50,000,000	2017/10/23
65854	The Bank of East Asia, Ltd.	Galaxy Ent R Bear CBBC Aug 2018 A	0.6500	57.0800	56.2800	2018/08/08	16,000,000	2017/10/23
65847	The Bank of East Asia, Ltd.	HKEX R Bull CBBC Aug 2018 B	0.2500	223.88 per 100 units	225.88 per 100 units	2018/08/08	40,000,000	2017/10/23
65846	The Bank of East Asia, Ltd.	Tencent R Bull CBBC Aug 2018 D	0.2500	344.28 per 100 units	347.28 per 100 units	2018/08/08	40,000,000	2017/10/23
65973	The Bank of East Asia, Ltd.	Tencent R Bull CBBC Aug 2018 E	0.2500	352.59 per 100 units	355.59 per 100 units	2018/08/08	40,000,000	2017/10/23
66051	Goldman Sachs Structured Products (Asia) Ltd.	HKEX R Bull CBBC Jun 2018 C	0.2500	223.58 per 100 units	225.58 per 100 units	2018/06/15	80,000,000	2017/10/23
66053	Goldman Sachs Structured Products (Asia) Ltd.	HKEX R Bull CBBC Jun 2018 D	0.2500	221 per 100 units	223 per 100 units	2018/06/15	80,000,000	2017/10/23

Newly listed callable bull/bear contracts (continued)

Code	Issuer	Name of issue	Issue prices (HK\$)	Strike price (HKD)/Strike level per 10 units	Call price (HKD)/Call level per 10 units	Expiry date	No. of issue (units)	Listing date
66058	Goldman Sachs Structured Products (Asia) Ltd.	HKEX R Bear CBBC Feb 2018 D	0.2500	240 per 100 units	238 per 100 units	2018/02/27	80,000,000	2017/10/23
65909	Goldman Sachs Structured Products (Asia) Ltd.	HSI R Bull CBBC Mar 2019 F	0.2500	28,617 per 10,000 units	28,717 per 10,000 units	2019/03/28	200,000,000	2017/10/23
65912	Goldman Sachs Structured Products (Asia) Ltd.	HSI R Bull CBBC Mar 2019 G	0.2500	28,500 per 10,000 units	28,600 per 10,000 units	2019/03/28	200,000,000	2017/10/23
65712	Goldman Sachs Structured Products (Asia) Ltd.	HSI R Bear CBBC Feb 2018 A	0.2500	28,700 per 10,000 units	28,600 per 10,000 units	2018/02/27	200,000,000	2017/10/23
65713	Goldman Sachs Structured Products (Asia) Ltd.	HSI R Bear CBBC Feb 2018 B	0.2500	28,850 per 10,000 units	28,750 per 10,000 units	2018/02/27	200,000,000	2017/10/23
65715	Goldman Sachs Structured Products (Asia) Ltd.	HSI R Bear CBBC Feb 2018 C	0.2500	29,150 per 10,000 units	29,050 per 10,000 units	2018/02/27	200,000,000	2017/10/23
65704	Goldman Sachs Structured Products (Asia) Ltd.	HSI R Bear CBBC Feb 2018 Z	0.2500	28,577 per 10,000 units	28,477 per 10,000 units	2018/02/27	200,000,000	2017/10/23
66060	Goldman Sachs Structured Products (Asia) Ltd.	Ping An R Bull CBBC Jun 2018 E	0.2500	63.98 per 100 units	64.58 per 100 units	2018/06/05	80,000,000	2017/10/23
66061	Goldman Sachs Structured Products (Asia) Ltd.	Ping An R Bear CBBC Aug 2018 B	0.2500	70.60 per 100 units	70 per 100 units	2018/08/03	80,000,000	2017/10/23
66030	Goldman Sachs Structured Products (Asia) Ltd.	Tencent R Bull CBBC Mar 2018 R	0.2500	349.50 per 100 units	352 per 100 units	2018/03/06	80,000,000	2017/10/23
66044	Goldman Sachs Structured Products (Asia) Ltd.	Tencent R Bull CBBC Mar 2018 S	0.2500	353.08 per 100 units	355.58 per 100 units	2018/03/12	80,000,000	2017/10/23
66086	Goldman Sachs Structured Products (Asia) Ltd.	Tencent R Bear CBBC Mar 2018 I	0.3300	388.50 per 100 units	386 per 100 units	2018/03/29	80,000,000	2017/10/23
65838	Hongkong and Shanghai Banking Corporation Ltd., The	AAC Tech R Bull CBBC Jul 2018 D	0.2500	135.88 per 100 units	138.88 per 100 units	2018/07/30	40,000,000	2017/10/23
65844	Hongkong and Shanghai Banking Corporation Ltd., The	CSOP A50 ETF R Bull CBBC Aug 2018 B	0.2500	14.4600	14.5600	2018/08/13	50,000,000	2017/10/23
65813	Hongkong and Shanghai Banking Corporation Ltd., The	Evergrande R Bull CBBC Sep 2018 B	0.2500	26.10 per 100 units	27.08 per 100 units	2018/09/10	80,000,000	2017/10/23
65840	Hongkong and Shanghai Banking Corporation Ltd., The	Great Wall Motor R Bull CBBC Jul 2018 E	0.2500	9.5800	10.1800	2018/07/23	40,000,000	2017/10/23
65835	Hongkong and Shanghai Banking Corporation Ltd., The	HKEX R Bull CBBC Aug 2018 E	0.2500	225.38 per 100 units	227.38 per 100 units	2018/08/06	50,000,000	2017/10/23
65738	Hongkong and Shanghai Banking Corporation Ltd., The	HSI R Bull CBBC Jul 2018 G	0.2500	28,348 per 15,000 units	28,498 per 15,000 units	2018/07/30	100,000,000	2017/10/23
65735	Hongkong and Shanghai Banking Corporation Ltd., The	HSI R Bull CBBC Jul 2018 Z	0.2500	28,498 per 20,000 units	28,698 per 20,000 units	2018/07/30	150,000,000	2017/10/23
65765	Hongkong and Shanghai Banking Corporation Ltd., The	HSI R Bear CBBC Aug 2018 R	0.2500	30,738 per 15,000 units	30,588 per 15,000 units	2018/08/30	100,000,000	2017/10/23
65780	Hongkong and Shanghai Banking Corporation Ltd., The	HSI R Bear CBBC Aug 2018 S	0.2500	30,838 per 15,000 units	30,688 per 15,000 units	2018/08/30	100,000,000	2017/10/23
65786	Hongkong and Shanghai Banking Corporation Ltd., The	HSI R Bear CBBC Aug 2018 T	0.2500	30,938 per 15,000 units	30,788 per 15,000 units	2018/08/30	100,000,000	2017/10/23
65836	Hongkong and Shanghai Banking Corporation Ltd., The	Ping An R Bull CBBC May 2018 F	0.2500	63.68 per 100 units	64.38 per 100 units	2018/05/07	80,000,000	2017/10/23
65834	Hongkong and Shanghai Banking Corporation Ltd., The	Tencent R Bull CBBC Aug 2018 S	0.2500	350.38 per 100 units	352.38 per 100 units	2018/08/27	60,000,000	2017/10/23
65827	Hongkong and Shanghai Banking Corporation Ltd., The	Tencent R Bull CBBC Sep 2018 F	0.2500	344.88 per 100 units	346.88 per 100 units	2018/09/10	60,000,000	2017/10/23
65917	Hongkong and Shanghai Banking Corporation Ltd., The	Tencent R Bull CBBC Oct 2018 A	0.2500	353.58 per 100 units	355.58 per 100 units	2018/10/08	60,000,000	2017/10/23
66012	J.P. Morgan Structured Products B.V.	HKEX R Bull CBBC Feb 2018 G	0.2500	225.38 per 100 units	227.38 per 100 units	2018/02/15	40,000,000	2017/10/23
66014	J.P. Morgan Structured Products B.V.	HKEX R Bull CBBC Feb 2018 H	0.2500	221.88 per 100 units	223.88 per 100 units	2018/02/15	40,000,000	2017/10/23
65995	J.P. Morgan Structured Products B.V.	HSI R Bull CBBC Dec 2018 A	0.2500	28,458 per 10,000 units	28,558 per 10,000 units	2018/12/28	200,000,000	2017/10/23
65994	J.P. Morgan Structured Products B.V.	HSI R Bull CBBC Sep 2019 M	0.2500	28,617 per 10,000 units	28,717 per 10,000 units	2019/09/27	200,000,000	2017/10/23
65992	J.P. Morgan Structured Products B.V.	HSI R Bear CBBC Jan 2018 E	0.2500	28,850 per 10,000 units	28,700 per 10,000 units	2018/01/30	200,000,000	2017/10/23
65989	J.P. Morgan Structured Products B.V.	HSI R Bear CBBC Jan 2018 U	0.2500	28,648 per 10,000 units	28,548 per 10,000 units	2018/01/30	200,000,000	2017/10/23
65999	J.P. Morgan Structured Products B.V.	HSI R Bear CBBC Feb 2018 Y	0.2500	31,150 per 10,000 units	31,000 per 10,000 units	2018/02/27	200,000,000	2017/10/23
66015	J.P. Morgan Structured Products B.V.	Tencent R Bull CBBC Feb 2018 K	0.2500	352.78 per 100 units	355.58 per 100 units	2018/02/15	60,000,000	2017/10/23
66018	J.P. Morgan Structured Products B.V.	Tencent R Bull CBBC Feb 2018 L	0.2500	350.08 per 100 units	352.88 per 100 units	2018/02/15	60,000,000	2017/10/23
66019	J.P. Morgan Structured Products B.V.	Tencent R Bull CBBC Feb 2018 M	0.2500	346.08 per 100 units	346.88 per 100 units	2018/02/15	60,000,000	2017/10/23
65873	Macquarie Bank Ltd.	HKEX R Bull CBBC Sep 2018 D	0.5120	222.50 per 100 units	224.50 per 100 units	2018/09/28	20,000,000	2017/10/23
65875	Macquarie Bank Ltd.	HKEX R Bull CBBC Sep 2018 E	0.5120	218.50 per 100 units	220.50 per 100 units	2018/09/28	20,000,000	2017/10/23
65879	Macquarie Bank Ltd.	HSI R Bull CBBC Nov 2018 E	0.2500	27,658 per 10,000 units	27,808 per 10,000 units	2018/11/29	40,000,000	2017/10/23
65886	Macquarie Bank Ltd.	HSI R Bull CBBC Nov 2018 F	0.2500	27,758 per 10,000 units	27,908 per 10,000 units	2018/11/29	40,000,000	2017/10/23
65890	Macquarie Bank Ltd.	HSI R Bull CBBC Nov 2018 G	0.2500	27,858 per 10,000 units	28,008 per 10,000 units	2018/11/29	40,000,000	2017/10/23
65897	Macquarie Bank Ltd.	HSI R Bear CBBC Nov 2018 A	0.2500	29,450 per 10,000 units	29,300 per 10,000 units	2018/11/29	40,000,000	2017/10/23
65898	Macquarie Bank Ltd.	HSI R Bear CBBC Nov 2018 B	0.2500	29,550 per 10,000 units	29,400 per 10,000 units	2018/11/29	40,000,000	2017/10/23

Newly listed callable bull/bear contracts (continued)

Code	Issuer	Name of issue	Issue prices (HK\$)	Strike price (HKD)/Strike level per 10 units	Call price (HKD)/Call level per 10 units	Expiry date	No. of issue (units)	Listing date
65975	Macquarie Bank Ltd.	Tencent R Bull CBBC Apr 2018 R	0.6360	347.88 per 100 units	349.88 per 100 units	2018/04/30	16,000,000	2017/10/23
66087	SGA Societe Generale Acceptance N.V./SG Issuer	HKEX R Bull CBBC Jul 2018 G	0.2500	223.40 per 100 units	225.40 per 100 units	2018/07/19	50,000,000	2017/10/23
66083	SGA Societe Generale Acceptance N.V./SG Issuer	HSI R Bull CBBC Mar 2019 Z	0.2500	28,508 per 10,000 units	28,608 per 10,000 units	2019/03/28	200,000,000	2017/10/23
65872	SGA Societe Generale Acceptance N.V./SG Issuer	HSI R Bull CBBC Apr 2019 A	0.2500	28,608 per 10,000 units	28,708 per 10,000 units	2019/04/29	200,000,000	2017/10/23
65865	SGA Societe Generale Acceptance N.V./SG Issuer	HSI R Bull CBBC Apr 2019 Y	0.2500	27,700 per 20,000 units	27,800 per 20,000 units	2019/04/29	200,000,000	2017/10/23
65869	SGA Societe Generale Acceptance N.V./SG Issuer	HSI R Bull CBBC Apr 2019 Z	0.2500	28,100 per 20,000 units	28,200 per 20,000 units	2019/04/29	200,000,000	2017/10/23
66084	SGA Societe Generale Acceptance N.V./SG Issuer	HSI R Bull CBBC Jul 2019 N	0.2500	28,558 per 12,000 units	28,658 per 12,000 units	2019/07/30	200,000,000	2017/10/23
66063	SGA Societe Generale Acceptance N.V./SG Issuer	HSI R Bear CBBC Jan 2018 K	0.2500	28,838 per 12,000 units	28,738 per 12,000 units	2018/01/30	200,000,000	2017/10/23
66068	SGA Societe Generale Acceptance N.V./SG Issuer	HSI R Bear CBBC Jan 2018 O	0.2500	30,388 per 10,000 units	30,288 per 10,000 units	2018/01/30	200,000,000	2017/10/23
66071	SGA Societe Generale Acceptance N.V./SG Issuer	HSI R Bear CBBC Feb 2018 A	0.2500	28,888 per 10,000 units	28,788 per 10,000 units	2018/02/27	200,000,000	2017/10/23
66072	SGA Societe Generale Acceptance N.V./SG Issuer	HSI R Bear CBBC Feb 2018 C	0.2500	29,988 per 10,000 units	29,888 per 10,000 units	2018/02/27	200,000,000	2017/10/23
66074	SGA Societe Generale Acceptance N.V./SG Issuer	HSI R Bear CBBC Feb 2018 G	0.2500	30,088 per 10,000 units	29,988 per 10,000 units	2018/02/27	200,000,000	2017/10/23
65855	SGA Societe Generale Acceptance N.V./SG Issuer	HSI R Bear CBBC Mar 2018 T	0.2500	29,300 per 20,000 units	29,200 per 20,000 units	2018/03/28	200,000,000	2017/10/23
65857	SGA Societe Generale Acceptance N.V./SG Issuer	HSI R Bear CBBC Mar 2018 U	0.2500	29,700 per 20,000 units	29,600 per 20,000 units	2018/03/28	200,000,000	2017/10/23
66078	SGA Societe Generale Acceptance N.V./SG Issuer	HSI R Bear CBBC Mar 2018 V	0.2500	30,888 per 10,000 units	30,788 per 10,000 units	2018/03/28	200,000,000	2017/10/23
66080	SGA Societe Generale Acceptance N.V./SG Issuer	HSI R Bear CBBC Apr 2018 A	0.3400	31,988 per 10,000 units	31,888 per 10,000 units	2018/04/27	200,000,000	2017/10/23
65858	SGA Societe Generale Acceptance N.V./SG Issuer	HSI R Bear CBBC Jul 2018 C	0.2500	31,100 per 20,000 units	31,000 per 20,000 units	2018/07/30	200,000,000	2017/10/23
65899	SGA Societe Generale Acceptance N.V./SG Issuer	Ping An R Bull CBBC Apr 2018 E	0.2500	64.20 per 100 units	64.80 per 100 units	2018/04/19	100,000,000	2017/10/23
66088	SGA Societe Generale Acceptance N.V./SG Issuer	Tencent R Bull CBBC Apr 2018 V	0.2500	352.60 per 100 units	355.40 per 100 units	2018/04/24	80,000,000	2017/10/23
66098	SGA Societe Generale Acceptance N.V./SG Issuer	Tencent R Bull CBBC Jul 2018 L	0.2500	348.60 per 100 units	351.40 per 100 units	2018/07/04	80,000,000	2017/10/23
65982	UBS AG	HSI R Bull CBBC Oct 2018 O	0.2500	28,617 per 10,000 units	28,717 per 10,000 units	2018/10/30	200,000,000	2017/10/23
65984	UBS AG	HSI R Bull CBBC Oct 2018 P	0.2500	28,400 per 10,000 units	28,550 per 10,000 units	2018/10/30	250,000,000	2017/10/23
65978	UBS AG	HSI R Bear CBBC Jan 2018 N	0.2500	28,750 per 10,000 units	28,650 per 10,000 units	2018/01/30	200,000,000	2017/10/23
65977	UBS AG	HSI R Bear CBBC Feb 2018 R	0.2500	28,627 per 10,000 units	28,477 per 10,000 units	2018/02/27	250,000,000	2017/10/23
65988	UBS AG	Tencent R Bull CBBC Jul 2018 I	0.2500	351.88 per 100 units	354.38 per 100 units	2018/07/09	50,000,000	2017/10/23
66104	BNP Paribas Issuance B.V.	HSI R Bull CBBC Nov 2018 A	0.2500	28,500 per 10,000 units	28,700 per 10,000 units	2018/11/29	250,000,000	2017/10/24
66108	BNP Paribas Issuance B.V.	HSI R Bull CBBC Nov 2018 B	0.2500	28,400 per 10,000 units	28,600 per 10,000 units	2018/11/29	250,000,000	2017/10/24
66109	BNP Paribas Issuance B.V.	HSI R Bull CBBC Nov 2018 C	0.2500	28,300 per 10,000 units	28,500 per 10,000 units	2018/11/29	250,000,000	2017/10/24
66178	Credit Suisse AG	CM Bank R Bull CBBC Dec 2018 A	0.2500	29.58 per 100 units	29.98 per 100 units	2018/12/12	70,000,000	2017/10/24
66180	Credit Suisse AG	Geely Auto R Bull CBBC May 2018 B	0.2500	25.4800	26.0800	2018/05/25	40,000,000	2017/10/24
66174	Credit Suisse AG	HKEX R Bull CBBC Jul 2018 A	0.2500	222.38 per 100 units	224.38 per 100 units	2018/07/25	50,000,000	2017/10/24
66157	Credit Suisse AG	HSI R Bull CBBC Oct 2018 E	0.2500	28,594 per 12,000 units	28,744 per 12,000 units	2018/10/30	200,000,000	2017/10/24
66162	Credit Suisse AG	HSI R Bull CBBC Dec 2018 D	0.2500	28,400 per 10,000 units	28,600 per 10,000 units	2018/12/28	200,000,000	2017/10/24
66156	Credit Suisse AG	HSI R Bear CBBC Jan 2018 N	0.2500	28,900 per 12,000 units	28,750 per 12,000 units	2018/01/30	200,000,000	2017/10/24
66171	Credit Suisse AG	Ping An R Bull CBBC Jun 2018 B	0.2500	64.58 per 100 units	65.18 per 100 units	2018/06/27	100,000,000	2017/10/24
66177	Credit Suisse AG	Tencent R Bull CBBC Jun 2018 V	0.2500	350.08 per 100 units	352.88 per 100 units	2018/06/22	50,000,000	2017/10/24
66221	Goldman Sachs Structured Products (Asia) Ltd.	HKEX R Bull CBBC Jun 2018 E	0.2500	219.98 per 100 units	221.98 per 100 units	2018/06/19	80,000,000	2017/10/24
66222	Goldman Sachs Structured Products (Asia) Ltd.	HKEX R Bear CBBC Mar 2018 A	0.2840	250 per 100 units	248 per 100 units	2018/03/12	80,000,000	2017/10/24
66197	Goldman Sachs Structured Products (Asia) Ltd.	HSCEI R Bull CBBC Dec 2018 A	0.2500	11,468 per 10,000 units	11,568 per 10,000 units	2018/12/28	200,000,000	2017/10/24
66201	Goldman Sachs Structured Products (Asia) Ltd.	HSCEI R Bull CBBC Dec 2018 B	0.2500	11,150 per 10,000 units	11,250 per 10,000 units	2018/12/28	200,000,000	2017/10/24
66208	Goldman Sachs Structured Products (Asia) Ltd.	HSCEI R Bull CBBC Dec 2018 C	0.2500	10,900 per 10,000 units	11,000 per 10,000 units	2018/12/28	200,000,000	2017/10/24
66209	Goldman Sachs Structured Products (Asia) Ltd.	HSCEI R Bear CBBC Apr 2018 A	0.2500	12,100 per 10,000 units	12,000 per 10,000 units	2018/04/27	200,000,000	2017/10/24
66215	Goldman Sachs Structured Products (Asia) Ltd.	HSCEI R Bear CBBC Apr 2018 B	0.2500	12,300 per 10,000 units	12,200 per 10,000 units	2018/04/27	200,000,000	2017/10/24

Newly listed callable bull/bear contracts (continued)

Code	Issuer	Name of issue	Issue prices (HK\$)	Strike price (HKD)/Strike level per 10 units	Call price (HKD)/Call level per 10 units	Expiry date	No. of issue (units)	Listing date
66229	Goldman Sachs Structured Products (Asia) Ltd.	HSI R Bull CBBC Mar 2019 H	0.2500	28,400 per 12,000 units	28,550 per 12,000 units	2019/03/28	200,000,000	2017/10/24
66233	Goldman Sachs Structured Products (Asia) Ltd.	HSI R Bull CBBC Mar 2019 I	0.2500	28,550 per 10,000 units	28,650 per 10,000 units	2019/03/28	200,000,000	2017/10/24
66234	Goldman Sachs Structured Products (Asia) Ltd.	HSI R Bear CBBC Feb 2018 D	0.2500	28,850 per 12,000 units	28,700 per 12,000 units	2018/02/27	200,000,000	2017/10/24
66225	Goldman Sachs Structured Products (Asia) Ltd.	Ping An R Bear CBBC Aug 2018 C	0.2500	74.60 per 100 units	74 per 100 units	2018/08/13	80,000,000	2017/10/24
66217	Goldman Sachs Structured Products (Asia) Ltd.	Tencent R Bull CBBC Mar 2018 T	0.2500	351.50 per 100 units	354 per 100 units	2018/03/12	80,000,000	2017/10/24
66220	Goldman Sachs Structured Products (Asia) Ltd.	Tencent R Bear CBBC Mar 2018 J	0.2500	357.48 per 100 units	354.98 per 100 units	2018/03/07	80,000,000	2017/10/24
66128	Hongkong and Shanghai Banking Corporation Ltd., The	AIA R Bull CBBC Jul 2018 H	0.2500	60.58 per 100 units	61.28 per 100 units	2018/07/03	60,000,000	2017/10/24
66125	Hongkong and Shanghai Banking Corporation Ltd., The	BOCL R Bull CBBC Sep 2018 A	0.2500	4.0000	4.0800	2018/09/24	80,000,000	2017/10/24
66127	Hongkong and Shanghai Banking Corporation Ltd., The	CC Bank R Bull CBBC May 2018 B	0.2500	6.9300	7.0300	2018/05/07	80,000,000	2017/10/24
66126	Hongkong and Shanghai Banking Corporation Ltd., The	Geely Auto R Bull CBBC May 2018 C	0.2500	25.8800	26.3800	2018/05/07	40,000,000	2017/10/24
66129	Hongkong and Shanghai Banking Corporation Ltd., The	HKEX R Bull CBBC Oct 2018 B	0.2500	222.38 per 100 units	224.38 per 100 units	2018/10/15	50,000,000	2017/10/24
66122	Hongkong and Shanghai Banking Corporation Ltd., The	HSCEI R Bear CBBC Sep 2018 B	0.2500	13,088 per 10,000 units	12,988 per 10,000 units	2018/09/27	50,000,000	2017/10/24
66117	Hongkong and Shanghai Banking Corporation Ltd., The	HSI R Bull CBBC Jul 2018 H	0.2500	28,448 per 15,000 units	28,598 per 15,000 units	2018/07/30	100,000,000	2017/10/24
66123	Hongkong and Shanghai Banking Corporation Ltd., The	Tencent R Bull CBBC Sep 2018 G	0.2500	351.98 per 100 units	353.98 per 100 units	2018/09/24	60,000,000	2017/10/24
66183	J.P. Morgan Structured Products B.V.	HSI R Bull CBBC Sep 2019 N	0.2500	28,644 per 10,000 units	28,744 per 10,000 units	2019/09/27	200,000,000	2017/10/24
66185	J.P. Morgan Structured Products B.V.	HSI R Bull CBBC Sep 2019 O	0.2500	28,450 per 10,000 units	28,600 per 10,000 units	2019/09/27	200,000,000	2017/10/24
66182	J.P. Morgan Structured Products B.V.	HSI R Bear CBBC Jan 2018 Q	0.2500	28,848 per 10,000 units	28,748 per 10,000 units	2018/01/30	200,000,000	2017/10/24
66184	J.P. Morgan Structured Products B.V.	Tencent R Bull CBBC Feb 2018 N	0.2500	347.08 per 100 units	349.88 per 100 units	2018/02/15	60,000,000	2017/10/24
66110	SGA Societe Generale Acceptance N.V./SG Issuer	HKEX R Bull CBBC Jun 2018 K	0.2500	221.40 per 100 units	223.40 per 100 units	2018/06/13	50,000,000	2017/10/24
66130	SGA Societe Generale Acceptance N.V./SG Issuer	HSBC R Bull CBBC Sep 2018 J	0.2500	76.10 per 100 units	77.10 per 100 units	2018/09/07	100,000,000	2017/10/24
66196	SGA Societe Generale Acceptance N.V./SG Issuer	HSI R Bull CBBC Apr 2019 F	0.2500	28,458 per 12,000 units	28,558 per 12,000 units	2019/04/29	200,000,000	2017/10/24
66195	SGA Societe Generale Acceptance N.V./SG Issuer	HSI R Bear CBBC Jan 2018 Q	0.2500	28,938 per 10,000 units	28,838 per 10,000 units	2018/01/30	200,000,000	2017/10/24
66142	SGA Societe Generale Acceptance N.V./SG Issuer	Sunny Optical R Bull CBBC Nov 2018 A	0.2500	94 per 100 units	98 per 100 units	2018/11/28	40,000,000	2017/10/24
66112	SGA Societe Generale Acceptance N.V./SG Issuer	Tencent R Bull CBBC Aug 2018 F	0.2500	350.60 per 100 units	353.40 per 100 units	2018/08/02	80,000,000	2017/10/24
66115	SGA Societe Generale Acceptance N.V./SG Issuer	Tencent R Bull CBBC Sep 2018 E	0.2500	344.20 per 100 units	347 per 100 units	2018/09/04	80,000,000	2017/10/24
66155	UBS AG	HSI R Bull CBBC Nov 2018 W	0.2500	28,594 per 10,000 units	28,744 per 10,000 units	2018/11/29	250,000,000	2017/10/24
66154	UBS AG	HSI R Bull CBBC Dec 2018 O	0.2500	27,938 per 10,000 units	28,088 per 10,000 units	2018/12/28	250,000,000	2017/10/24
66147	UBS AG	HSI R Bear CBBC Feb 2018 S	0.2500	28,850 per 10,000 units	28,700 per 10,000 units	2018/02/27	250,000,000	2017/10/24
66152	UBS AG	Ping An R Bull CBBC Jun 2018 A	0.2500	61.38 per 100 units	61.98 per 100 units	2018/06/11	80,000,000	2017/10/24
66151	UBS AG	Tencent R Bull CBBC Jun 2018 E	0.2500	344.48 per 100 units	346.98 per 100 units	2018/06/25	50,000,000	2017/10/24
66281	Credit Suisse AG	China Life R Bull CBBC Mar 2018 C	0.2500	23.7800	24.1800	2018/03/09	40,000,000	2017/10/25
66278	Credit Suisse AG	HKEX R Bull CBBC Jun 2018 R	0.2500	219.18 per 100 units	221.18 per 100 units	2018/06/28	50,000,000	2017/10/25
66272	Credit Suisse AG	HSI R Bull CBBC Aug 2018 T	0.2500	28,488 per 10,000 units	28,688 per 10,000 units	2018/08/30	200,000,000	2017/10/25
66273	Credit Suisse AG	HSI R Bear CBBC Feb 2018 W	0.2500	28,828 per 10,000 units	28,728 per 10,000 units	2018/02/27	150,000,000	2017/10/25
66280	Credit Suisse AG	Ping An R Bull CBBC Aug 2018 J	0.2500	65.48 per 100 units	66.08 per 100 units	2018/08/01	100,000,000	2017/10/25
66283	Credit Suisse AG	Sunny Optical R Bear CBBC Mar 2018 A	0.2500	135.88 per 100 units	130.88 per 100 units	2018/03/02	40,000,000	2017/10/25
66267	The Bank of East Asia, Ltd.	China Life R Bull CBBC Aug 2018 A	0.3500	23.3800	23.8800	2018/08/09	30,000,000	2017/10/25
66263	The Bank of East Asia, Ltd.	Ping An R Bull CBBC Jun 2018 N	0.6500	65.4800	66.0800	2018/06/22	16,000,000	2017/10/25
66266	The Bank of East Asia, Ltd.	Ping An R Bull CBBC Jun 2018 O	0.6500	64.0800	64.6800	2018/06/22	16,000,000	2017/10/25
66262	The Bank of East Asia, Ltd.	Tencent R Bull CBBC Aug 2018 F	0.2500	348.08 per 100 units	351.08 per 100 units	2018/08/09	40,000,000	2017/10/25
66294	Goldman Sachs Structured Products (Asia) Ltd.	China Life R Bull CBBC May 2018 A	0.2500	24.3800	24.7800	2018/05/31	80,000,000	2017/10/25
66299	Goldman Sachs Structured Products (Asia) Ltd.	CSOP A50 ETF R Bull CBBC Mar 2018C	0.2500	14.6000	14.7000	2018/03/01	80,000,000	2017/10/25
66284	Goldman Sachs Structured Products (Asia) Ltd.	HSI R Bull CBBC Mar 2019 J	0.2500	28,550 per 12,000 units	28,700 per 12,000 units	2019/03/28	200,000,000	2017/10/25

Newly listed callable bull/bear contracts (continued)

Code	Issuer	Name of issue	Issue prices (HK\$)	Strike price (HKD)/Strike level per 10 units	Call price (HKD)/Call level per 10 units	Expiry date	No. of issue (units)	Listing date
66300	Goldman Sachs Structured Products (Asia) Ltd.	Ping An R Bull CBBC Aug 2018 A	0.2500	65.48 per 100 units	66.08 per 100 units	2018/08/30	80,000,000	2017/10/25
66293	Goldman Sachs Structured Products (Asia) Ltd.	Tencent R Bear CBBC Apr 2018 L	0.2500	359.50 per 100 units	357 per 100 units	2018/04/23	80,000,000	2017/10/25
66240	Hongkong and Shanghai Banking Corporation Ltd., The	CUni R Bull CBBC Aug 2018 E	0.2500	10.8800	11.0800	2018/08/20	40,000,000	2017/10/25
66244	Hongkong and Shanghai Banking Corporation Ltd., The	China Life R Bull CBBC Aug 2018 D	0.2500	23.6800	24.0800	2018/08/20	40,000,000	2017/10/25
66237	Hongkong and Shanghai Banking Corporation Ltd., The	HKEX R Bull CBBC Oct 2018 C	0.2500	220.38 per 100 units	222.38 per 100 units	2018/10/22	50,000,000	2017/10/25
66236	Hongkong and Shanghai Banking Corporation Ltd., The	HSI R Bear CBBC Apr 2018 W	0.2500	28,938 per 15,000 units	28,788 per 15,000 units	2018/04/27	100,000,000	2017/10/25
66235	Hongkong and Shanghai Banking Corporation Ltd., The	Ping An R Bull CBBC May 2018 G	0.2500	65.18 per 100 units	65.88 per 100 units	2018/05/21	80,000,000	2017/10/25
66243	Hongkong and Shanghai Banking Corporation Ltd., The	Tencent R Bull CBBC Aug 2018 T	0.2500	348.58 per 100 units	350.58 per 100 units	2018/08/27	60,000,000	2017/10/25
66245	Haitong International Securities Co. Ltd.	Evergrande R Bull CBBC Sep 2018 B	0.5680	24.8000	25.8000	2018/09/21	40,000,000	2017/10/25
66248	Haitong International Securities Co. Ltd.	Tencent R Bull CBBC Jun 2018 I	0.2500	342.80 per 100 units	345.80 per 100 units	2018/06/06	40,000,000	2017/10/25
66292	J.P. Morgan Structured Products B.V.	China Mobile R Bull CBBC Oct 2018 A	0.2500	75.68 per 100 units	76.88 per 100 units	2018/10/19	100,000,000	2017/10/25
66269	Macquarie Bank Ltd.	China Life R Bull CBBC Apr 2018 B	0.5010	22.8800	23.8800	2018/04/30	20,000,000	2017/10/25
66249	SGA Societe Generale Acceptance N.V./SG Issuer	China Life R Bull CBBC Apr 2018 E	0.2500	24.4000	24.9000	2018/04/20	40,000,000	2017/10/25
66251	SGA Societe Generale Acceptance N.V./SG Issuer	China Life R Bull CBBC Aug 2018 A	0.2500	23.8000	24.3000	2018/08/08	40,000,000	2017/10/25
66258	SGA Societe Generale Acceptance N.V./SG Issuer	Geely Auto R Bull CBBC Sep 2018 D	0.2700	24.3000	24.8000	2018/09/28	40,000,000	2017/10/25
66253	SGA Societe Generale Acceptance N.V./SG Issuer	Galaxy R Bull CBBC May 2018 C	0.2500	51.20 per 100 units	52 per 100 units	2018/05/18	80,000,000	2017/10/25
66287	SGA Societe Generale Acceptance N.V./SG Issuer	HSI R Bull CBBC Feb 2019 G	0.2500	28,408 per 10,000 units	28,508 per 10,000 units	2019/02/27	200,000,000	2017/10/25
66286	SGA Societe Generale Acceptance N.V./SG Issuer	HSI R Bear CBBC Jan 2018 C	0.2500	30,188 per 10,000 units	30,088 per 10,000 units	2018/01/30	200,000,000	2017/10/25
66260	SGA Societe Generale Acceptance N.V./SG Issuer	Ping An R Bull CBBC Aug 2018 C	0.2500	65.45 per 100 units	66.05 per 100 units	2018/08/09	100,000,000	2017/10/25
66270	UBS AG	HSI R Bull CBBC Nov 2018 X	0.2500	28,500 per 10,000 units	28,650 per 10,000 units	2018/11/29	250,000,000	2017/10/25
66271	UBS AG	HSI R Bear CBBC Jan 2018 O	0.2500	28,900 per 10,000 units	28,750 per 10,000 units	2018/01/30	250,000,000	2017/10/25
66385	BNP Paribas Issuance B.V.	HKEX R Bull CBBC Aug 2018 P	0.2500	214 per 100 units	216 per 100 units	2018/08/30	50,000,000	2017/10/26
66386	BNP Paribas Issuance B.V.	HSBC R Bull CBBC Aug 2018 I	0.2500	75 per 100 units	76 per 100 units	2018/08/30	150,000,000	2017/10/26
66400	BNP Paribas Issuance B.V.	HSI R Bull CBBC Nov 2018 D	0.2500	28,200 per 10,000 units	28,400 per 10,000 units	2018/11/29	250,000,000	2017/10/26
66401	BNP Paribas Issuance B.V.	HSI R Bull CBBC Nov 2018 E	0.2500	28,100 per 10,000 units	28,300 per 10,000 units	2018/11/29	250,000,000	2017/10/26
66409	BNP Paribas Issuance B.V.	HSI R Bull CBBC Nov 2018 F	0.2500	28,000 per 10,000 units	28,200 per 10,000 units	2018/11/29	250,000,000	2017/10/26
66410	BNP Paribas Issuance B.V.	HSI R Bull CBBC Nov 2018 G	0.2500	27,900 per 10,000 units	28,100 per 10,000 units	2018/11/29	250,000,000	2017/10/26
66440	BNP Paribas Issuance B.V.	HSI R Bear CBBC Mar 2018 O	0.2500	28,600 per 10,000 units	28,500 per 10,000 units	2018/03/28	250,000,000	2017/10/26
66446	BNP Paribas Issuance B.V.	HSI R Bear CBBC Mar 2018 U	0.2500	28,700 per 10,000 units	28,600 per 10,000 units	2018/03/28	250,000,000	2017/10/26
66422	BNP Paribas Issuance B.V.	HSI R Bear CBBC Mar 2018 V	0.2500	28,600 per 10,000 units	28,400 per 10,000 units	2018/03/28	250,000,000	2017/10/26
66423	BNP Paribas Issuance B.V.	HSI R Bear CBBC Mar 2018 W	0.2500	28,500 per 10,000 units	28,300 per 10,000 units	2018/03/28	250,000,000	2017/10/26
66424	BNP Paribas Issuance B.V.	HSI R Bear CBBC Mar 2018 X	0.2500	28,400 per 10,000 units	28,200 per 10,000 units	2018/03/28	250,000,000	2017/10/26
66337	BNP Paribas Issuance B.V.	Ping An R Bull CBBC Aug 2018 L	0.2500	64.40 per 100 units	65 per 100 units	2018/08/30	200,000,000	2017/10/26
66384	BNP Paribas Issuance B.V.	Tencent R Bull CBBC Aug 2018 N	0.2500	348 per 100 units	350 per 100 units	2018/08/30	50,000,000	2017/10/26
66474	Credit Suisse AG	Galaxy Ent R Bear CBBC Jun 2018 C	0.2500	54.68 per 100 units	53.88 per 100 units	2018/06/08	50,000,000	2017/10/26
66465	Credit Suisse AG	HSI R Bull CBBC Mar 2018 U	0.2500	28,500 per 12,000 units	28,650 per 12,000 units	2018/03/28	200,000,000	2017/10/26
66467	Credit Suisse AG	HSI R Bull CBBC May 2018 G	0.2500	28,228 per 12,000 units	28,378 per 12,000 units	2018/05/30	200,000,000	2017/10/26
66466	Credit Suisse AG	HSI R Bull CBBC Aug 2018 U	0.2500	28,300 per 10,000 units	28,500 per 10,000 units	2018/08/30	200,000,000	2017/10/26
66468	Credit Suisse AG	HSI R Bull CBBC Aug 2018 X	0.2500	28,000 per 10,000 units	28,200 per 10,000 units	2018/08/30	200,000,000	2017/10/26
66476	Credit Suisse AG	HSI R Bull CBBC Oct 2018 F	0.2500	27,488 per 10,000 units	27,688 per 10,000 units	2018/10/30	200,000,000	2017/10/26
66478	Credit Suisse AG	HSI R Bear CBBC Feb 2018 X	0.2500	28,310 per 12,000 units	28,160 per 12,000 units	2018/02/27	200,000,000	2017/10/26
66480	Credit Suisse AG	HSI R Bear CBBC Feb 2018 Y	0.2500	28,600 per 12,000 units	28,450 per 12,000 units	2018/02/27	200,000,000	2017/10/26
66479	Credit Suisse AG	HSI R Bear CBBC May 2018 D	0.2500	28,500 per 10,000 units	28,300 per 10,000 units	2018/05/30	200,000,000	2017/10/26

Newly listed callable bull/bear contracts (continued)

Code	Issuer	Name of issue	Issue prices (HK\$)	Strike price (HKD)/Strike level per 10 units	Call price (HKD)/Call level per 10 units	Expiry date	No. of issue (units)	Listing date
66394	Goldman Sachs Structured Products (Asia) Ltd.	HKEX R Bull CBBC Jun 2018 F	0.2500	218 per 100 units	220 per 100 units	2018/06/25	80,000,000	2017/10/26
66395	Goldman Sachs Structured Products (Asia) Ltd.	HKEX R Bull CBBC Jun 2018 G	0.2500	216 per 100 units	218 per 100 units	2018/06/26	80,000,000	2017/10/26
66399	Goldman Sachs Structured Products (Asia) Ltd.	HKEX R Bull CBBC Jun 2018 H	0.2500	214 per 100 units	216 per 100 units	2018/06/27	80,000,000	2017/10/26
66380	Goldman Sachs Structured Products (Asia) Ltd.	HSI R Bull CBBC Mar 2019 K	0.2500	28,100 per 10,000 units	28,200 per 10,000 units	2019/03/28	200,000,000	2017/10/26
66360	Goldman Sachs Structured Products (Asia) Ltd.	HSI R Bull CBBC Apr 2019 L	0.2500	28,400 per 10,000 units	28,500 per 10,000 units	2019/04/29	200,000,000	2017/10/26
66377	Goldman Sachs Structured Products (Asia) Ltd.	HSI R Bull CBBC Apr 2019 M	0.2500	28,250 per 10,000 units	28,350 per 10,000 units	2019/04/29	200,000,000	2017/10/26
66383	Goldman Sachs Structured Products (Asia) Ltd.	HSI R Bull CBBC Apr 2019 N	0.2500	28,000 per 10,000 units	28,100 per 10,000 units	2019/04/29	200,000,000	2017/10/26
66462	Goldman Sachs Structured Products (Asia) Ltd.	HSI R Bear CBBC Feb 2018 E	0.2500	28,260 per 10,000 units	28,160 per 10,000 units	2018/02/27	200,000,000	2017/10/26
66463	Goldman Sachs Structured Products (Asia) Ltd.	HSI R Bear CBBC Feb 2018 F	0.2500	28,400 per 10,000 units	28,300 per 10,000 units	2018/02/27	200,000,000	2017/10/26
66334	Hongkong and Shanghai Banking Corporation Ltd., The	China Mobile R Bull CBBC Jul 2018 D	0.2500	77.38 per 100 units	78.58 per 100 units	2018/07/23	50,000,000	2017/10/26
66330	Hongkong and Shanghai Banking Corporation Ltd., The	Evergrande R Bull CBBC Aug 2018 D	0.2500	29.10 per 100 units	30.08 per 100 units	2018/08/20	80,000,000	2017/10/26
66493	Hongkong and Shanghai Banking Corporation Ltd., The	Geely Auto R Bull CBBC Sep 2018 C	0.2500	23.9800	24.5800	2018/09/03	40,000,000	2017/10/26
66510	Hongkong and Shanghai Banking Corporation Ltd., The	HKEX R Bull CBBC Sep 2018 D	0.2500	215.58 per 100 units	217.58 per 100 units	2018/09/24	50,000,000	2017/10/26
66335	Hongkong and Shanghai Banking Corporation Ltd., The	HKEX R Bear CBBC Jun 2018 B	0.2500	231.88 per 100 units	229.88 per 100 units	2018/06/19	40,000,000	2017/10/26
66492	Hongkong and Shanghai Banking Corporation Ltd., The	HSCEI R Bear CBBC Apr 2018 C	0.2500	11,688 per 10,000 units	11,588 per 10,000 units	2018/04/27	50,000,000	2017/10/26
66483	Hongkong and Shanghai Banking Corporation Ltd., The	HSI R Bull CBBC Jul 2018 F	0.2500	27,948 per 15,000 units	28,098 per 15,000 units	2018/07/30	100,000,000	2017/10/26
66336	Hongkong and Shanghai Banking Corporation Ltd., The	HSI R Bear CBBC Apr 2018 X	0.2500	28,888 per 20,000 units	28,688 per 20,000 units	2018/04/27	150,000,000	2017/10/26
66487	Hongkong and Shanghai Banking Corporation Ltd., The	HSI R Bear CBBC Apr 2018 Y	0.2500	28,338 per 15,000 units	28,188 per 15,000 units	2018/04/27	100,000,000	2017/10/26
66491	Hongkong and Shanghai Banking Corporation Ltd., The	HSI R Bear CBBC Apr 2018 Z	0.2500	28,588 per 20,000 units	28,388 per 20,000 units	2018/04/27	150,000,000	2017/10/26
66509	Hongkong and Shanghai Banking Corporation Ltd., The	Sunny Optical R Bull CBBC Sep 2018 A	0.2500	106.88 per 100 units	109.88 per 100 units	2018/09/03	40,000,000	2017/10/26
66313	Hongkong and Shanghai Banking Corporation Ltd., The	Sunny Optical R Bear CBBC Apr 2018 A	0.2500	132.88 per 100 units	128.88 per 100 units	2018/04/09	40,000,000	2017/10/26
66512	Hongkong and Shanghai Banking Corporation Ltd., The	Tencent R Bear CBBC Aug 2018 K	0.2500	357.88 per 100 units	355.88 per 100 units	2018/08/20	50,000,000	2017/10/26
66531	J.P. Morgan Structured Products B.V.	HSI R Bull CBBC Dec 2018 B	0.2500	28,558 per 10,000 units	28,658 per 10,000 units	2018/12/28	200,000,000	2017/10/26
66538	J.P. Morgan Structured Products B.V.	HSI R Bull CBBC Dec 2018 C	0.2500	28,150 per 10,000 units	28,300 per 10,000 units	2018/12/28	200,000,000	2017/10/26
66532	J.P. Morgan Structured Products B.V.	HSI R Bull CBBC Sep 2019 P	0.2500	28,350 per 10,000 units	28,500 per 10,000 units	2019/09/27	200,000,000	2017/10/26
66540	J.P. Morgan Structured Products B.V.	HSI R Bull CBBC Sep 2019 Q	0.2500	28,058 per 10,000 units	28,158 per 10,000 units	2019/09/27	200,000,000	2017/10/26
66550	J.P. Morgan Structured Products B.V.	HSI R Bear CBBC Jan 2018 B	0.2500	28,750 per 10,000 units	28,600 per 10,000 units	2018/01/30	200,000,000	2017/10/26
66547	J.P. Morgan Structured Products B.V.	HSI R Bear CBBC Jan 2018 G	0.2500	28,450 per 10,000 units	28,300 per 10,000 units	2018/01/30	200,000,000	2017/10/26
66548	J.P. Morgan Structured Products B.V.	HSI R Bear CBBC Jan 2018 S	0.2500	28,548 per 10,000 units	28,448 per 10,000 units	2018/01/30	200,000,000	2017/10/26
66544	J.P. Morgan Structured Products B.V.	HSI R Bear CBBC Jan 2018 V	0.2500	28,260 per 10,000 units	28,160 per 10,000 units	2018/01/30	200,000,000	2017/10/26
66543	J.P. Morgan Structured Products B.V.	Tencent R Bear CBBC Feb 2018 Q	0.2500	352.88 per 100 units	350.08 per 100 units	2018/02/15	40,000,000	2017/10/26
66438	Macquarie Bank Ltd.	HKEX R Bull CBBC Sep 2018 F	0.5710	214.50 per 100 units	216.50 per 100 units	2018/09/26	20,000,000	2017/10/26
66439	Macquarie Bank Ltd.	HKEX R Bear CBBC Sep 2018 D	0.5800	227.50 per 100 units	225.50 per 100 units	2018/09/26	20,000,000	2017/10/26
66426	Macquarie Bank Ltd.	HSI R Bull CBBC Sep 2018 C	0.2500	27,208 per 10,000 units	27,358 per 10,000 units	2018/09/27	40,000,000	2017/10/26
66427	Macquarie Bank Ltd.	HSI R Bull CBBC Sep 2018 D	0.2500	27,308 per 10,000 units	27,458 per 10,000 units	2018/09/27	40,000,000	2017/10/26
66428	Macquarie Bank Ltd.	HSI R Bull CBBC Sep 2018 V	0.2500	27,408 per 10,000 units	27,558 per 10,000 units	2018/09/27	40,000,000	2017/10/26
66432	Macquarie Bank Ltd.	HSI R Bull CBBC Sep 2018 Y	0.2500	27,508 per 10,000 units	27,658 per 10,000 units	2018/09/27	40,000,000	2017/10/26
66527	SGA Societe Generale Acceptance N.V./SG Issuer	HKEX R Bull CBBC Jul 2018 H	0.2500	215.40 per 100 units	217.40 per 100 units	2018/07/26	50,000,000	2017/10/26
66530	SGA Societe Generale Acceptance N.V./SG Issuer	HSBC R Bull CBBC Apr 2018 J	0.2500	74.95 per 100 units	75.95 per 100 units	2018/04/16	100,000,000	2017/10/26
66524	SGA Societe Generale Acceptance N.V./SG Issuer	HSI R Bull CBBC Mar 2019 A	0.2500	28,008 per 10,000 units	28,108 per 10,000 units	2019/03/28	200,000,000	2017/10/26
66413	SGA Societe Generale Acceptance N.V./SG Issuer	HSI R Bull CBBC Apr 2019 G	0.2500	28,508 per 12,000 units	28,608 per 12,000 units	2019/04/29	200,000,000	2017/10/26
66525	SGA Societe Generale Acceptance N.V./SG Issuer	HSI R Bull CBBC Apr 2019 I	0.2500	28,058 per 12,000 units	28,158 per 12,000 units	2019/04/29	200,000,000	2017/10/26
66414	SGA Societe Generale Acceptance N.V./SG Issuer	HSI R Bull CBBC Jul 2019 O	0.2500	28,208 per 10,000 units	28,308 per 10,000 units	2019/07/30	200,000,000	2017/10/26

Newly listed callable bull/bear contracts (continued)

Code	Issuer	Name of issue	Issue prices (HK\$)	Strike price (HKD)/Strike level per 10 units	Call price (HKD)/Call level per 10 units	Expiry date	No. of issue (units)	Listing date
66418	SGA Societe Generale Acceptance N.V./SG Issuer	HSI R Bull CBBC Jul 2019 P	0.2500	28,358 per 12,000 units	28,458 per 12,000 units	2019/07/30	200,000,000	2017/10/26
66513	SGA Societe Generale Acceptance N.V./SG Issuer	HSI R Bear CBBC Jan 2018 F	0.2500	28,288 per 10,000 units	28,188 per 10,000 units	2018/01/30	200,000,000	2017/10/26
66517	SGA Societe Generale Acceptance N.V./SG Issuer	HSI R Bear CBBC Jan 2018 R	0.2500	28,488 per 10,000 units	28,388 per 10,000 units	2018/01/30	200,000,000	2017/10/26
66519	SGA Societe Generale Acceptance N.V./SG Issuer	HSI R Bear CBBC Jan 2018 T	0.2500	28,738 per 12,000 units	28,638 per 12,000 units	2018/01/30	200,000,000	2017/10/26
66521	SGA Societe Generale Acceptance N.V./SG Issuer	HSI R Bear CBBC Feb 2018 H	0.2500	28,338 per 12,000 units	28,238 per 12,000 units	2018/02/27	200,000,000	2017/10/26
66523	SGA Societe Generale Acceptance N.V./SG Issuer	HSI R Bear CBBC Mar 2018 W	0.2500	28,638 per 12,000 units	28,538 per 12,000 units	2018/03/28	200,000,000	2017/10/26
66309	UBS AG	AIA R Bull CBBC Sep 2018 A	0.2500	58.38 per 100 units	58.98 per 100 units	2018/09/03	80,000,000	2017/10/26
66312	UBS AG	CC Bank R Bull CBBC Aug 2018 E	0.2500	6.7000	6.8000	2018/08/20	60,000,000	2017/10/26
66311	UBS AG	China Life R Bull CBBC Aug 2018 B	0.2500	23.3800	23.8800	2018/08/13	40,000,000	2017/10/26
66305	UBS AG	CNOOC R Bull CBBC Oct 2018 A	0.2500	9.4800	9.6800	2018/10/29	40,000,000	2017/10/26
66310	UBS AG	Geely Auto R Bull CBBC Jul 2018 A	0.2500	24.3800	24.8800	2018/07/16	40,000,000	2017/10/26
66303	UBS AG	Galaxy Ent R Bull CBBC Jun 2018 A	0.2500	48.88 per 100 units	49.68 per 100 units	2018/06/25	40,000,000	2017/10/26
66452	UBS AG	HSI R Bull CBBC Oct 2018 U	0.2500	28,050 per 10,000 units	28,150 per 10,000 units	2018/10/30	200,000,000	2017/10/26
66356	UBS AG	HSI R Bull CBBC Nov 2018 J	0.2500	28,300 per 10,000 units	28,450 per 10,000 units	2018/11/29	250,000,000	2017/10/26
66301	UBS AG	HSI R Bull CBBC Dec 2018 P	0.2500	28,500 per 10,000 units	28,600 per 10,000 units	2018/12/28	200,000,000	2017/10/26
66450	UBS AG	HSI R Bull CBBC Dec 2018 Q	0.2500	28,200 per 10,000 units	28,300 per 10,000 units	2018/12/28	200,000,000	2017/10/26
66453	UBS AG	HSI R Bear CBBC Jan 2018 Q	0.2500	28,260 per 10,000 units	28,160 per 10,000 units	2018/01/30	200,000,000	2017/10/26
66455	UBS AG	HSI R Bear CBBC Jan 2018 R	0.2500	28,400 per 10,000 units	28,300 per 10,000 units	2018/01/30	200,000,000	2017/10/26
66459	UBS AG	HSI R Bear CBBC Jan 2018 S	0.2500	28,750 per 10,000 units	28,600 per 10,000 units	2018/01/30	250,000,000	2017/10/26
66676	Credit Suisse AG	CCB R Bull CBBC Sep 2018 N	0.2500	6.3700	6.4700	2018/09/07	70,000,000	2017/10/27
66680	Credit Suisse AG	CCB R Bull CBBC Sep 2018 O	0.2500	6.7500	6.8500	2018/09/13	70,000,000	2017/10/27
66666	Credit Suisse AG	Geely Auto R Bull CBBC May 2018 C	0.2500	24.1800	24.7800	2018/05/17	40,000,000	2017/10/27
66674	Credit Suisse AG	HSI R Bull CBBC Sep 2018 B	0.2500	28,000 per 12,000 units	28,150 per 12,000 units	2018/09/27	200,000,000	2017/10/27
66685	Credit Suisse AG	HSI R Bull CBBC Nov 2018 A	0.2500	28,300 per 12,000 units	28,450 per 12,000 units	2018/11/29	200,000,000	2017/10/27
66672	Credit Suisse AG	HSI R Bull CBBC Dec 2018 E	0.2500	28,100 per 10,000 units	28,300 per 10,000 units	2018/12/28	200,000,000	2017/10/27
66653	Credit Suisse AG	HSI R Bear CBBC Feb 2018 D	0.2500	28,400 per 10,000 units	28,200 per 10,000 units	2018/02/27	200,000,000	2017/10/27
66661	Credit Suisse AG	HSI R Bear CBBC Feb 2018 Z	0.2500	28,700 per 12,000 units	28,550 per 12,000 units	2018/02/27	200,000,000	2017/10/27
66656	Credit Suisse AG	HSI R Bear CBBC Mar 2018 O	0.2500	28,450 per 10,000 units	28,350 per 10,000 units	2018/03/28	150,000,000	2017/10/27
66683	Credit Suisse AG	ICBC R Bull CBBC Aug 2018 B	0.2500	6.1500	6.2500	2018/08/10	100,000,000	2017/10/27
66684	Credit Suisse AG	Ping An R Bull CBBC Aug 2018 K	0.2500	66.52 per 100 units	67.12 per 100 units	2018/08/03	100,000,000	2017/10/27
66662	Credit Suisse AG	Tencent R Bull CBBC Jun 2018 W	0.2500	346.98 per 100 units	349.78 per 100 units	2018/06/15	50,000,000	2017/10/27
66592	The Bank of East Asia, Ltd.	China Mobile R Bull CBBC Aug 2018 B	0.2500	77.68 per 100 units	78.88 per 100 units	2018/08/10	60,000,000	2017/10/27
66586	The Bank of East Asia, Ltd.	China Shenhua R Bull CBBC Aug 2018 C	0.3500	17.7800	18.2800	2018/08/10	30,000,000	2017/10/27
66582	The Bank of East Asia, Ltd.	Geely Auto R Bull CBBC Aug 2018 C	0.3600	23.1800	23.6800	2018/08/10	30,000,000	2017/10/27
66584	The Bank of East Asia, Ltd.	Geely Auto R Bull CBBC Aug 2018 D	0.2500	24.6800	25.1800	2018/08/10	40,000,000	2017/10/27
66580	The Bank of East Asia, Ltd.	Tencent R Bull CBBC Aug 2018 G	0.2500	333.08 per 100 units	335.88 per 100 units	2018/08/10	40,000,000	2017/10/27
66581	The Bank of East Asia, Ltd.	Tencent R Bear CBBC Aug 2018 A	0.2500	353.28 per 100 units	350.28 per 100 units	2018/08/10	40,000,000	2017/10/27
66689	Goldman Sachs Structured Products (Asia) Ltd.	HKEX R Bull CBBC Mar 2018 C	0.2500	209 per 100 units	211 per 100 units	2018/03/29	80,000,000	2017/10/27
66693	Goldman Sachs Structured Products (Asia) Ltd.	HSI R Bull CBBC Apr 2019 O	0.2500	28,387 per 10,000 units	28,487 per 10,000 units	2019/04/29	200,000,000	2017/10/27
66696	Goldman Sachs Structured Products (Asia) Ltd.	HSI R Bull CBBC Apr 2019 P	0.2500	28,200 per 10,000 units	28,300 per 10,000 units	2019/04/29	200,000,000	2017/10/27
66700	Goldman Sachs Structured Products (Asia) Ltd.	HSI R Bull CBBC Apr 2019 Q	0.2500	28,000 per 12,000 units	28,150 per 12,000 units	2019/04/29	200,000,000	2017/10/27
66703	Goldman Sachs Structured Products (Asia) Ltd.	HSI R Bull CBBC Apr 2019 R	0.2500	27,800 per 12,000 units	27,950 per 12,000 units	2019/04/29	200,000,000	2017/10/27
66559	Goldman Sachs Structured Products (Asia) Ltd.	HSI R Bear CBBC Jan 2018 M	0.2500	28,300 per 10,000 units	28,200 per 10,000 units	2018/01/30	200,000,000	2017/10/27

Newly listed callable bull/bear contracts (continued)

Code	Issuer	Name of issue	Issue prices (HK\$)	Strike price (HKD)/Strike level per 10 units	Call price (HKD)/Call level per 10 units	Expiry date	No. of issue (units)	Listing date
66561	Goldman Sachs Structured Products (Asia) Ltd.	HSI R Bear CBBC Jan 2018 N	0.2500	28,350 per 12,000 units	28,400 per 12,000 units	2018/01/30	200,000,000	2017/10/27
66562	Goldman Sachs Structured Products (Asia) Ltd.	HSI R Bear CBBC Jan 2018 O	0.2500	28,650 per 10,000 units	28,550 per 10,000 units	2018/01/30	200,000,000	2017/10/27
66691	Goldman Sachs Structured Products (Asia) Ltd.	Ping An R Bull CBBC Aug 2018 B	0.2500	65.20 per 100 units	65.80 per 100 units	2018/08/13	80,000,000	2017/10/27
66687	Goldman Sachs Structured Products (Asia) Ltd.	Tencent R Bull CBBC Mar 2018 U	0.2500	345.50 per 100 units	348 per 100 units	2018/03/09	80,000,000	2017/10/27
66688	Goldman Sachs Structured Products (Asia) Ltd.	Tencent R Bull CBBC Mar 2018 V	0.2500	347.08 per 100 units	349.58 per 100 units	2018/03/09	80,000,000	2017/10/27
66690	Goldman Sachs Structured Products (Asia) Ltd.	Tencent R Bear CBBC Mar 2018 K	0.2500	352.50 per 100 units	350 per 100 units	2018/03/05	80,000,000	2017/10/27
66570	Hongkong and Shanghai Banking Corporation Ltd., The	Evergrande R Bull CBBC Sep 2018 C	0.2500	27.60 per 100 units	28.58 per 100 units	2018/09/17	80,000,000	2017/10/27
66579	Hongkong and Shanghai Banking Corporation Ltd., The	Geely Auto R Bull CBBC Aug 2018 I	0.2500	24.8800	25.4800	2018/08/27	40,000,000	2017/10/27
66565	Hongkong and Shanghai Banking Corporation Ltd., The	Galaxy Ent R Bull CBBC Jun 2018 D	0.2500	50.58 per 100 units	51.38 per 100 units	2018/06/19	80,000,000	2017/10/27
66563	Hongkong and Shanghai Banking Corporation Ltd., The	HKEX R Bull CBBC Jul 2018 Y	0.2500	217.78 per 100 units	219.78 per 100 units	2018/07/23	50,000,000	2017/10/27
66577	Hongkong and Shanghai Banking Corporation Ltd., The	HSCEI R Bull CBBC Jul 2018 C	0.2500	11,338 per 10,000 units	11,438 per 10,000 units	2018/07/30	60,000,000	2017/10/27
66571	Hongkong and Shanghai Banking Corporation Ltd., The	HSI R Bull CBBC Jul 2018 I	0.2500	28,048 per 15,000 units	28,198 per 15,000 units	2018/07/30	100,000,000	2017/10/27
66572	Hongkong and Shanghai Banking Corporation Ltd., The	HSI R Bull CBBC Jul 2018 J	0.2500	28,198 per 20,000 units	28,398 per 20,000 units	2018/07/30	150,000,000	2017/10/27
66573	Hongkong and Shanghai Banking Corporation Ltd., The	HSI R Bear CBBC Apr 2018 C	0.2500	28,638 per 15,000 units	28,488 per 15,000 units	2018/04/27	100,000,000	2017/10/27
66564	Hongkong and Shanghai Banking Corporation Ltd., The	Tencent R Bull CBBC Sep 2018 H	0.2500	346.88 per 100 units	348.88 per 100 units	2018/09/03	60,000,000	2017/10/27
66646	J.P. Morgan Structured Products B.V.	CC Bank R Bull CBBC Aug 2018 G	0.2500	6.6800	6.7800	2018/08/17	100,000,000	2017/10/27
66642	J.P. Morgan Structured Products B.V.	HKEX R Bull CBBC Feb 2018 I	0.2500	215.88 per 100 units	217.88 per 100 units	2018/02/15	40,000,000	2017/10/27
66639	J.P. Morgan Structured Products B.V.	HSI R Bear CBBC Jan 2018 F	0.2500	28,350 per 10,000 units	28,200 per 10,000 units	2018/01/30	200,000,000	2017/10/27
66640	J.P. Morgan Structured Products B.V.	HSI R Bear CBBC Jan 2018 H	0.2500	28,448 per 10,000 units	28,348 per 10,000 units	2018/01/30	200,000,000	2017/10/27
66643	J.P. Morgan Structured Products B.V.	Ping An R Bull CBBC Apr 2018 E	0.2500	65.28 per 100 units	65.88 per 100 units	2018/04/20	100,000,000	2017/10/27
66641	J.P. Morgan Structured Products B.V.	Tencent R Bear CBBC Feb 2018 R	0.2500	356.88 per 100 units	354.08 per 100 units	2018/02/15	40,000,000	2017/10/27
66635	SGA Societe Generale Acceptance N.V./SG Issuer	HSI R Bull CBBC Mar 2019 B	0.2500	28,158 per 10,000 units	28,258 per 10,000 units	2019/03/28	200,000,000	2017/10/27
66638	SGA Societe Generale Acceptance N.V./SG Issuer	HSI R Bull CBBC Apr 2019 H	0.2500	28,308 per 10,000 units	28,408 per 10,000 units	2019/04/29	200,000,000	2017/10/27
66629	SGA Societe Generale Acceptance N.V./SG Issuer	HSI R Bear CBBC Jan 2018 E	0.2500	28,688 per 10,000 units	28,588 per 10,000 units	2018/01/30	200,000,000	2017/10/27
66631	SGA Societe Generale Acceptance N.V./SG Issuer	HSI R Bear CBBC Feb 2018 K	0.2500	28,588 per 10,000 units	28,488 per 10,000 units	2018/02/27	200,000,000	2017/10/27
66595	SGA Societe Generale Acceptance N.V./SG Issuer	Tencent R Bull CBBC Jun 2018 J	0.2500	346.80 per 100 units	349.60 per 100 units	2018/06/26	80,000,000	2017/10/27
66613	UBS AG	CNOOC R Bull CBBC Oct 2018 B	0.2500	9.1800	9.3800	2018/10/15	40,000,000	2017/10/27
66624	UBS AG	Geely Auto R Bull CBBC Dec 2018 A	0.2500	23 per 100 units	23.50 per 100 units	2018/12/17	100,000,000	2017/10/27
66612	UBS AG	Galaxy Ent R Bull CBBC Jun 2018 B	0.2500	46.08 per 100 units	46.88 per 100 units	2018/06/11	40,000,000	2017/10/27
66619	UBS AG	HSI R Bull CBBC Nov 2018 Z	0.2500	27,950 per 10,000 units	28,100 per 10,000 units	2018/11/29	250,000,000	2017/10/27
66627	UBS AG	HSI R Bull CBBC Dec 2018 R	0.2500	28,387 per 10,000 units	28,487 per 10,000 units	2018/12/28	200,000,000	2017/10/27
66615	UBS AG	HSI R Bull CBBC Apr 2019 I	0.2500	28,100 per 10,000 units	28,250 per 10,000 units	2019/04/29	250,000,000	2017/10/27
66623	UBS AG	HSI R Bull CBBC Apr 2019 J	0.2500	27,838 per 10,000 units	27,988 per 10,000 units	2019/04/29	250,000,000	2017/10/27
66596	UBS AG	HSI R Bear CBBC Jan 2018 T	0.2500	28,350 per 10,000 units	28,200 per 10,000 units	2018/01/30	250,000,000	2017/10/27
66597	UBS AG	HSI R Bear CBBC Jan 2018 U	0.2500	28,500 per 10,000 units	28,350 per 10,000 units	2018/01/30	250,000,000	2017/10/27
66598	UBS AG	HSI R Bear CBBC Jan 2018 V	0.2500	28,600 per 10,000 units	28,500 per 10,000 units	2018/01/30	200,000,000	2017/10/27
66601	UBS AG	HSI R Bear CBBC Jan 2018 W	0.2500	28,888 per 10,000 units	28,788 per 10,000 units	2018/01/30	200,000,000	2017/10/27
66603	UBS AG	HSI R Bear CBBC Jan 2018 X	0.2500	29,288 per 10,000 units	29,138 per 10,000 units	2018/01/30	250,000,000	2017/10/27
66607	UBS AG	HSI R Bear CBBC Jan 2018 Y	0.2500	29,588 per 10,000 units	29,438 per 10,000 units	2018/01/30	250,000,000	2017/10/27
66614	UBS AG	Ping An R Bear CBBC Jun 2018 A	0.2500	73.48 per 100 units	72.88 per 100 units	2018/06/04	50,000,000	2017/10/27
66757	Credit Suisse AG	China Mobile R Bull CBBC Apr 2018 A	0.2500	73.08 per 100 units	74.28 per 100 units	2018/04/27	50,000,000	2017/10/30
66756	Credit Suisse AG	Sinopec Corp R Bull CBBC Apr 2018 A	0.2500	5.0000	5.1500	2018/04/27	70,000,000	2017/10/30
66742	Credit Suisse AG	HSI R Bull CBBC Apr 2018 T	0.2500	28,387 per 10,000 units	28,487 per 10,000 units	2018/04/27	150,000,000	2017/10/30

Newly listed callable bull/bear contracts (continued)

Code	Issuer	Name of issue	Issue prices (HK\$)	Strike price (HKD)/Strike level per 10 units	Call price (HKD)/Call level per 10 units	Expiry date	No. of issue (units)	Listing date
66745	Credit Suisse AG	HSI R Bull CBBC May 2018 E	0.2500	28,100 per 12,000 units	28,250 per 12,000 units	2018/05/30	200,000,000	2017/10/30
66750	Credit Suisse AG	HSI R Bull CBBC Dec 2018 F	0.2500	27,900 per 10,000 units	28,100 per 10,000 units	2018/12/28	200,000,000	2017/10/30
66751	Credit Suisse AG	HSI R Bear CBBC Feb 2018 M	0.2500	28,600 per 10,000 units	28,400 per 10,000 units	2018/02/27	200,000,000	2017/10/30
66755	Credit Suisse AG	HSI R Bear CBBC Apr 2018 F	0.2500	28,800 per 10,000 units	28,600 per 10,000 units	2018/04/27	200,000,000	2017/10/30
66787	Goldman Sachs Structured Products (Asia) Ltd.	China Life R Bull CBBC May 2018 B	0.2500	25.0000	25.4000	2018/05/29	80,000,000	2017/10/30
66772	Goldman Sachs Structured Products (Asia) Ltd.	HKEX R Bull CBBC Jun 2018 I	0.2500	201 per 100 units	203 per 100 units	2018/06/28	80,000,000	2017/10/30
66773	Goldman Sachs Structured Products (Asia) Ltd.	HKEX R Bull CBBC Jul 2018 A	0.2700	193 per 100 units	195 per 100 units	2018/07/23	80,000,000	2017/10/30
66782	Goldman Sachs Structured Products (Asia) Ltd.	HKEX R Bull CBBC Jul 2018 B	0.3170	188 per 100 units	190 per 100 units	2018/07/19	80,000,000	2017/10/30
66792	Goldman Sachs Structured Products (Asia) Ltd.	HSCEI R Bear CBBC Mar 2018 D	0.2500	11,700 per 10,000 units	11,600 per 10,000 units	2018/03/28	200,000,000	2017/10/30
66709	Goldman Sachs Structured Products (Asia) Ltd.	HSI R Bull CBBC Apr 2019 S	0.2500	28,300 per 10,000 units	28,400 per 10,000 units	2019/04/29	200,000,000	2017/10/30
66794	Goldman Sachs Structured Products (Asia) Ltd.	HSI R Bull CBBC Apr 2019 T	0.2500	27,750 per 10,000 units	27,850 per 10,000 units	2019/04/29	200,000,000	2017/10/30
66740	Goldman Sachs Structured Products (Asia) Ltd.	HSI R Bear CBBC Jan 2018 P	0.2500	28,450 per 10,000 units	28,350 per 10,000 units	2018/01/30	200,000,000	2017/10/30
66741	Goldman Sachs Structured Products (Asia) Ltd.	HSI R Bear CBBC Jan 2018 Q	0.2500	28,600 per 10,000 units	28,500 per 10,000 units	2018/01/30	200,000,000	2017/10/30
66731	Hongkong and Shanghai Banking Corporation Ltd., The	CC Bank R Bull CBBC Aug 2018 J	0.2500	6.7300	6.8300	2018/08/27	80,000,000	2017/10/30
66723	Hongkong and Shanghai Banking Corporation Ltd., The	China Life R Bull CBBC Aug 2018 E	0.2500	24.5800	24.9800	2018/08/27	40,000,000	2017/10/30
66717	Hongkong and Shanghai Banking Corporation Ltd., The	HKEX R Bear CBBC Jul 2018 G	0.2500	226.88 per 100 units	224.88 per 100 units	2018/07/09	40,000,000	2017/10/30
66715	Hongkong and Shanghai Banking Corporation Ltd., The	HSI R Bull CBBC Jul 2018 K	0.2500	28,138 per 15,000 units	28,288 per 15,000 units	2018/07/30	100,000,000	2017/10/30
66716	Hongkong and Shanghai Banking Corporation Ltd., The	HSI R Bear CBBC Apr 2018 D	0.2500	28,738 per 15,000 units	28,588 per 15,000 units	2018/04/27	100,000,000	2017/10/30
66721	Hongkong and Shanghai Banking Corporation Ltd., The	Ping An R Bull CBBC Aug 2018 E	0.2500	66.48 per 100 units	67.18 per 100 units	2018/08/20	80,000,000	2017/10/30
66843	J.P. Morgan Structured Products B.V.	China Life R Bull CBBC Dec 2018 A	0.2500	21.18 per 100 units	21.68 per 100 units	2018/12/21	250,000,000	2017/10/30
66831	J.P. Morgan Structured Products B.V.	HSI R Bull CBBC Nov 2018 M	0.2500	28,358 per 10,000 units	28,458 per 10,000 units	2018/11/29	200,000,000	2017/10/30
66841	J.P. Morgan Structured Products B.V.	HSI R Bull CBBC Dec 2018 D	0.2500	28,158 per 10,000 units	28,258 per 10,000 units	2018/12/28	200,000,000	2017/10/30
66845	J.P. Morgan Structured Products B.V.	HSI R Bear CBBC Jan 2018 I	0.2500	28,748 per 10,000 units	28,648 per 10,000 units	2018/01/30	200,000,000	2017/10/30
66844	J.P. Morgan Structured Products B.V.	HSI R Bear CBBC Jan 2018 T	0.2500	28,550 per 10,000 units	28,400 per 10,000 units	2018/01/30	200,000,000	2017/10/30
66739	Macquarie Bank Ltd.	Tencent R Bear CBBC Apr 2018 R	0.7170	357.88 per 100 units	355.18 per 100 units	2018/04/30	14,000,000	2017/10/30
66733	SGA Societe Generale Acceptance N.V./SG Issuer	Evergrande R Bull CBBC Nov 2018 B	0.2500	27.80 per 100 units	28.80 per 100 units	2018/11/23	100,000,000	2017/10/30
66734	SGA Societe Generale Acceptance N.V./SG Issuer	Evergrande R Bull CBBC Dec 2018 A	0.2500	26.50 per 100 units	27.50 per 100 units	2018/12/07	100,000,000	2017/10/30
66768	SGA Societe Generale Acceptance N.V./SG Issuer	HSI R Bull CBBC Aug 2019 B	0.2500	28,108 per 10,000 units	28,208 per 10,000 units	2019/08/29	200,000,000	2017/10/30
66764	SGA Societe Generale Acceptance N.V./SG Issuer	HSI R Bear CBBC Feb 2018 L	0.2500	28,788 per 10,000 units	28,688 per 10,000 units	2018/02/27	200,000,000	2017/10/30
66766	SGA Societe Generale Acceptance N.V./SG Issuer	HSI R Bear CBBC Mar 2018 X	0.2500	28,438 per 12,000 units	28,338 per 12,000 units	2018/03/28	200,000,000	2017/10/30
66767	SGA Societe Generale Acceptance N.V./SG Issuer	HSI R Bear CBBC Mar 2018 Y	0.2500	28,538 per 12,000 units	28,438 per 12,000 units	2018/03/28	200,000,000	2017/10/30
66735	SGA Societe Generale Acceptance N.V./SG Issuer	Ping An R Bull CBBC Apr 2018 F	0.2500	66.60 per 100 units	67.20 per 100 units	2018/04/09	100,000,000	2017/10/30
66736	SGA Societe Generale Acceptance N.V./SG Issuer	Sunny Optical R Bull CBBC Dec 2018 A	0.2500	107 per 100 units	111 per 100 units	2018/12/07	40,000,000	2017/10/30
66819	UBS AG	Geely Auto R Bull CBBC Jul 2018 B	0.4500	21.3800	21.8800	2018/07/23	40,000,000	2017/10/30
66829	UBS AG	Geely Auto R Bull CBBC Dec 2018 B	0.2500	19.38 per 100 units	19.88 per 100 units	2018/12/10	100,000,000	2017/10/30
66795	UBS AG	HSI R Bull CBBC Oct 2018 X	0.2500	28,250 per 10,000 units	28,400 per 10,000 units	2018/10/30	250,000,000	2017/10/30
66798	UBS AG	HSI R Bull CBBC Nov 2018 F	0.2500	28,100 per 10,000 units	28,200 per 10,000 units	2018/11/29	200,000,000	2017/10/30
66815	UBS AG	HSI R Bear CBBC Jan 2018 D	0.2500	28,496 per 12,000 units	28,296 per 12,000 units	2018/01/30	250,000,000	2017/10/30
66816	UBS AG	HSI R Bear CBBC Jan 2018 E	0.2500	28,600 per 10,000 units	28,450 per 10,000 units	2018/01/30	250,000,000	2017/10/30
66704	Bank Vontobel	HSI R Bull CBBC Feb 2018 A	0.2530	26,900 per 10,000 units	27,100 per 10,000 units	2018/02/27	100,000,000	2017/10/30
66706	Bank Vontobel	HSI R Bear CBBC Feb 2018 A	0.2510	29,700 per 10,000 units	29,500 per 10,000 units	2018/02/27	100,000,000	2017/10/30
66850	BNP Paribas Issuance B.V.	HSCEI R Bear CBBC Mar 2018 A	0.2500	11,700 per 10,000 units	11,600 per 10,000 units	2018/03/28	100,000,000	2017/10/31
66854	BNP Paribas Issuance B.V.	HSCEI R Bear CBBC Mar 2018 B	0.2500	12,300 per 10,000 units	12,200 per 10,000 units	2018/03/28	100,000,000	2017/10/31

Newly listed callable bull/bear contracts (continued)

Code	Issuer	Name of issue	Issue prices (HK\$)	Strike price (HKD)/Strike level per 10 units	Call price (HKD)/Call level per 10 units	Expiry date	No. of issue (units)	Listing date
66848	BNP Paribas Issuance B.V.	Tencent R Bear CBBC Apr 2018 G	0.2500	357 per 100 units	355 per 100 units	2018/04/27	50,000,000	2017/10/31
66847	BNP Paribas Issuance B.V.	Tencent R Bear CBBC Apr 2018 V	0.2500	352 per 100 units	350 per 100 units	2018/04/27	50,000,000	2017/10/31
66930	Credit Suisse AG	BOCL R Bull CBBC Sep 2018 G	0.2500	3.8800	3.9600	2018/09/07	70,000,000	2017/10/31
66928	Credit Suisse AG	HKEX R Bull CBBC Jul 2018 B	0.2500	215.18 per 100 units	217.18 per 100 units	2018/07/20	50,000,000	2017/10/31
66925	Credit Suisse AG	HSI R Bull CBBC Apr 2018 V	0.2500	28,215 per 10,000 units	28,315 per 10,000 units	2018/04/27	150,000,000	2017/10/31
66922	Credit Suisse AG	HSI R Bull CBBC Oct 2018 G	0.2500	27,700 per 10,000 units	27,900 per 10,000 units	2018/10/30	200,000,000	2017/10/31
66929	Credit Suisse AG	HSI R Bear CBBC Feb 2018 T	0.2500	28,400 per 12,000 units	28,250 per 12,000 units	2018/02/27	200,000,000	2017/10/31
66921	Credit Suisse AG	HSI R Bear CBBC Mar 2018 P	0.2500	28,700 per 10,000 units	28,500 per 10,000 units	2018/03/28	200,000,000	2017/10/31
66876	The Bank of East Asia, Ltd.	HKEX R Bull CBBC Aug 2018 C	0.2500	216.08 per 100 units	218.08 per 100 units	2018/08/15	40,000,000	2017/10/31
66886	The Bank of East Asia, Ltd.	Sunny Optical R Bull CBBC Aug 2018 A	0.2500	104.88 per 100 units	108.88 per 100 units	2018/08/15	40,000,000	2017/10/31
66871	The Bank of East Asia, Ltd.	Tencent R Bull CBBC Aug 2018 H	0.2500	343.48 per 100 units	346.28 per 100 units	2018/08/15	40,000,000	2017/10/31
66979	Goldman Sachs Structured Products (Asia) Ltd.	China Life R Bull CBBC May 2018 C	0.2500	23.6000	24.0000	2018/05/21	80,000,000	2017/10/31
66887	Goldman Sachs Structured Products (Asia) Ltd.	HKEX R Bull CBBC Jun 2018 J	0.2500	220.18 per 100 units	222.18 per 100 units	2018/06/25	80,000,000	2017/10/31
66870	Goldman Sachs Structured Products (Asia) Ltd.	HSI R Bull CBBC Apr 2019 U	0.2500	28,150 per 10,000 units	28,250 per 10,000 units	2019/04/29	200,000,000	2017/10/31
66942	Goldman Sachs Structured Products (Asia) Ltd.	HSI R Bear CBBC Feb 2018 G	0.2500	28,550 per 10,000 units	28,450 per 10,000 units	2018/02/27	200,000,000	2017/10/31
66946	Goldman Sachs Structured Products (Asia) Ltd.	HSI R Bear CBBC Feb 2018 H	0.2500	28,750 per 10,000 units	28,650 per 10,000 units	2018/02/27	200,000,000	2017/10/31
66978	Goldman Sachs Structured Products (Asia) Ltd.	Tencent R Bull CBBC Mar 2018 W	0.2500	343.50 per 100 units	346 per 100 units	2018/03/13	80,000,000	2017/10/31
66861	Hongkong and Shanghai Banking Corporation Ltd., The	Evergrande R Bear CBBC Jul 2018 A	0.2500	36.96 per 100 units	35.98 per 100 units	2018/07/23	40,000,000	2017/10/31
66864	Hongkong and Shanghai Banking Corporation Ltd., The	ICBC R Bull CBBC Sep 2018 C	0.2500	6.0800	6.1800	2018/09/10	80,000,000	2017/10/31
66867	Hongkong and Shanghai Banking Corporation Ltd., The	Ping An R Bear CBBC Oct 2018 D	0.2500	78.08 per 100 units	77.38 per 100 units	2018/10/29	40,000,000	2017/10/31
66862	Hongkong and Shanghai Banking Corporation Ltd., The	Tencent R Bull CBBC Sep 2018 I	0.2500	344.88 per 100 units	346.88 per 100 units	2018/09/10	60,000,000	2017/10/31
66857	Haitong International Securities Co. Ltd.	CSOP A50 ETF R Bull CBBC Jun 2018 B	0.2500	13.7500	13.8800	2018/06/25	60,000,000	2017/10/31
66858	Haitong International Securities Co. Ltd.	CSOP A50 ETF R Bull CBBC Jun 2018 C	0.2500	14.1500	14.2800	2018/06/25	60,000,000	2017/10/31
66855	Haitong International Securities Co. Ltd.	Ping An R Bull CBBC Aug 2018 G	0.4370	63.2000	63.8000	2018/08/23	25,000,000	2017/10/31
66932	J.P. Morgan Structured Products B.V.	HSI R Bull CBBC Dec 2018 E	0.2500	28,050 per 10,000 units	28,200 per 10,000 units	2018/12/28	200,000,000	2017/10/31
66934	J.P. Morgan Structured Products B.V.	HSI R Bear CBBC Jan 2018 J	0.2500	28,348 per 10,000 units	28,248 per 10,000 units	2018/01/30	200,000,000	2017/10/31
66938	J.P. Morgan Structured Products B.V.	HSI R Bear CBBC Jan 2018 K	0.2500	28,650 per 10,000 units	28,500 per 10,000 units	2018/01/30	200,000,000	2017/10/31
66966	SGA Societe Generale Acceptance N.V./SG Issuer	HKEX R Bull CBBC Oct 2018 C	0.2500	218 per 100 units	220 per 100 units	2018/10/30	50,000,000	2017/10/31
66955	SGA Societe Generale Acceptance N.V./SG Issuer	HKEX R Bear CBBC May 2018 D	0.2500	232 per 100 units	230 per 100 units	2018/05/30	50,000,000	2017/10/31
66956	SGA Societe Generale Acceptance N.V./SG Issuer	HKEX R Bear CBBC Jun 2018 F	0.2500	227 per 100 units	225 per 100 units	2018/06/28	50,000,000	2017/10/31
66954	SGA Societe Generale Acceptance N.V./SG Issuer	HSI R Bull CBBC Apr 2019 J	0.2500	27,958 per 10,000 units	28,058 per 10,000 units	2019/04/29	200,000,000	2017/10/31
66952	SGA Societe Generale Acceptance N.V./SG Issuer	HSI R Bear CBBC Apr 2018 B	0.2500	28,388 per 10,000 units	28,288 per 10,000 units	2018/04/27	200,000,000	2017/10/31
66972	SGA Societe Generale Acceptance N.V./SG Issuer	Tencent R Bull CBBC Aug 2018 G	0.2500	344.20 per 100 units	347 per 100 units	2018/08/30	80,000,000	2017/10/31
66892	UBS AG	China Life R Bull CBBC Jul 2018 C	0.2700	22.6800	23.1800	2018/07/24	40,000,000	2017/10/31
66906	UBS AG	HSI R Bull CBBC Nov 2018 G	0.2500	28,165 per 10,000 units	28,315 per 10,000 units	2018/11/29	250,000,000	2017/10/31
66910	UBS AG	HSI R Bull CBBC Nov 2018 H	0.2500	27,438 per 10,000 units	27,588 per 10,000 units	2018/11/29	250,000,000	2017/10/31
66909	UBS AG	HSI R Bull CBBC Dec 2018 S	0.2500	27,638 per 10,000 units	27,788 per 10,000 units	2018/12/28	250,000,000	2017/10/31
66912	UBS AG	HSI R Bull CBBC Dec 2018 T	0.2500	27,238 per 10,000 units	27,388 per 10,000 units	2018/12/28	250,000,000	2017/10/31
66913	UBS AG	HSI R Bull CBBC Apr 2019 K	0.2500	26,888 per 10,000 units	27,038 per 10,000 units	2019/04/29	250,000,000	2017/10/31
66915	UBS AG	HSI R Bear CBBC Jan 2018 F	0.2500	28,305 per 10,000 units	28,155 per 10,000 units	2018/01/30	250,000,000	2017/10/31
66920	UBS AG	HSI R Bear CBBC Jan 2018 G	0.2500	28,700 per 10,000 units	28,550 per 10,000 units	2018/01/30	250,000,000	2017/10/31
66916	UBS AG	HSI R Bear CBBC Feb 2018 T	0.2500	28,500 per 10,000 units	28,400 per 10,000 units	2018/02/27	200,000,000	2017/10/31
66890	UBS AG	Tencent R Bull CBBC Apr 2018 F	0.2500	334.18 per 100 units	336.98 per 100 units	2018/04/16	50,000,000	2017/10/31

Newly listed callable bull/bear contracts (continued)

Code	Issuer	Name of issue	Issue prices (HK\$)	Strike price (HKD)/Strike level per 10 units	Call price (HKD)/Call level per 10 units	Expiry date	No. of issue (units)	Listing date
67009	Credit Suisse AG	Geely Auto R Bull CBBC Jan 2019 A	0.2500	21.98 per 100 units	22.58 per 100 units	2019/01/11	100,000,000	2017/11/01
67011	Credit Suisse AG	Galaxy Ent R Bear CBBC Jun 2018 D	0.2500	56.38 per 100 units	55.58 per 100 units	2018/06/15	50,000,000	2017/11/01
67004	Credit Suisse AG	HSI R Bull CBBC Mar 2018 S	0.2500	28,200 per 12,000 units	28,350 per 12,000 units	2018/03/28	200,000,000	2017/11/01
67005	Credit Suisse AG	HSI R Bull CBBC May 2018 F	0.2500	27,618 per 12,000 units	27,768 per 12,000 units	2018/05/30	200,000,000	2017/11/01
67003	Credit Suisse AG	HSI R Bear CBBC Mar 2018 Q	0.2500	28,278 per 10,000 units	28,178 per 10,000 units	2018/03/28	150,000,000	2017/11/01
67010	Credit Suisse AG	Tencent R Bull CBBC Jun 2018 X	0.2500	344.18 per 100 units	346.98 per 100 units	2018/06/27	50,000,000	2017/11/01
66981	Goldman Sachs Structured Products (Asia) Ltd.	HSI R Bear CBBC Feb 2018 I	0.2500	28,400 per 12,000 units	28,250 per 12,000 units	2018/02/27	200,000,000	2017/11/01
66993	Goldman Sachs Structured Products (Asia) Ltd.	Ping An R Bull CBBC Aug 2018 C	0.2500	66.80 per 100 units	67.40 per 100 units	2018/08/01	80,000,000	2017/11/01
66992	Goldman Sachs Structured Products (Asia) Ltd.	Tencent R Bull CBBC Mar 2018 X	0.2500	349.98 per 100 units	351.98 per 100 units	2018/03/21	80,000,000	2017/11/01
66991	Hongkong and Shanghai Banking Corporation Ltd., The	COVS R Bull CBBC Aug 2018 C	0.2500	25.0800	25.6800	2018/08/13	40,000,000	2017/11/01
66983	Hongkong and Shanghai Banking Corporation Ltd., The	CSOP A50 ETF R Bull CBBC Aug 2018 C	0.2500	14.4600	14.5600	2018/08/13	50,000,000	2017/11/01
66989	Hongkong and Shanghai Banking Corporation Ltd., The	Tencent R Bull CBBC Oct 2018 B	0.2500	349.98 per 100 units	351.98 per 100 units	2018/10/02	60,000,000	2017/11/01
67038	J.P. Morgan Structured Products B.V.	HSI R Bull CBBC Dec 2018 H	0.2500	27,950 per 10,000 units	28,100 per 10,000 units	2018/12/28	200,000,000	2017/11/01
67029	J.P. Morgan Structured Products B.V.	HSI R Bull CBBC Sep 2019 R	0.2500	28,258 per 10,000 units	28,358 per 10,000 units	2019/09/27	200,000,000	2017/11/01
67045	J.P. Morgan Structured Products B.V.	HSI R Bear CBBC Feb 2018 Z	0.2500	28,648 per 10,000 units	28,548 per 10,000 units	2018/02/27	200,000,000	2017/11/01
67032	J.P. Morgan Structured Products B.V.	Tencent R Bull CBBC Feb 2018 O	0.2500	349.18 per 100 units	351.98 per 100 units	2018/02/15	60,000,000	2017/11/01
67037	J.P. Morgan Structured Products B.V.	Tencent R Bull CBBC Feb 2018 P	0.2500	343.08 per 100 units	345.88 per 100 units	2018/02/15	60,000,000	2017/11/01
66994	Macquarie Bank Ltd.	Tencent R Bull CBBC May 2018 A	0.6680	347.88 per 100 units	349.88 per 100 units	2018/05/31	15,000,000	2017/11/01
67050	SGA Societe Generale Acceptance N.V./SG Issuer	HSI R Bull CBBC Mar 2019 J	0.2500	28,058 per 10,000 units	28,158 per 10,000 units	2019/03/28	200,000,000	2017/11/01
67001	SGA Societe Generale Acceptance N.V./SG Issuer	HSI R Bull CBBC Aug 2019 C	0.2500	28,258 per 12,000 units	28,358 per 12,000 units	2019/08/29	200,000,000	2017/11/01
67049	SGA Societe Generale Acceptance N.V./SG Issuer	HSI R Bear CBBC Feb 2018 I	0.2500	28,700 per 20,000 units	28,600 per 20,000 units	2018/02/27	200,000,000	2017/11/01
67048	SGA Societe Generale Acceptance N.V./SG Issuer	HSI R Bear CBBC Feb 2018 M	0.2500	28,488 per 12,000 units	28,388 per 12,000 units	2018/02/27	200,000,000	2017/11/01
66996	SGA Societe Generale Acceptance N.V./SG Issuer	Tencent R Bull CBBC Jun 2018 K	0.2500	349 per 100 units	351.80 per 100 units	2018/06/27	80,000,000	2017/11/01
67024	UBS AG	China Mobile R Bull CBBC May 2018 A	0.2500	72.18 per 100 units	73.38 per 100 units	2018/05/14	50,000,000	2017/11/01
67017	UBS AG	HSI R Bull CBBC Apr 2019 L	0.2500	28,260 per 10,000 units	28,360 per 10,000 units	2019/04/29	200,000,000	2017/11/01
67025	UBS AG	HSI R Bull CBBC Apr 2019 M	0.2500	27,138 per 10,000 units	27,288 per 10,000 units	2019/04/29	250,000,000	2017/11/01
67012	UBS AG	HSI R Bear CBBC Feb 2018 U	0.2500	28,400 per 10,000 units	28,250 per 10,000 units	2018/02/27	250,000,000	2017/11/01
67013	UBS AG	HSI R Bear CBBC Feb 2018 V	0.2500	28,988 per 10,000 units	28,838 per 10,000 units	2018/02/27	250,000,000	2017/11/01
67014	UBS AG	HSI R Bear CBBC Mar 2018 E	0.2500	29,188 per 10,000 units	29,038 per 10,000 units	2018/03/28	250,000,000	2017/11/01
67023	UBS AG	Ping An R Bull CBBC Apr 2018 A	0.2500	64.28 per 100 units	64.88 per 100 units	2018/04/16	50,000,000	2017/11/01
67019	UBS AG	Tencent R Bull CBBC Mar 2018 I	0.2500	349.38 per 100 units	351.88 per 100 units	2018/03/12	50,000,000	2017/11/01
67022	UBS AG	Tencent R Bull CBBC Mar 2018 J	0.2500	343.38 per 100 units	345.88 per 100 units	2018/03/26	50,000,000	2017/11/01
67052	BNP Paribas Issuance B.V.	HSI R Bull CBBC Nov 2018 H	0.2500	28,200 per 10,000 units	28,300 per 10,000 units	2018/11/29	250,000,000	2017/11/02
67056	BNP Paribas Issuance B.V.	HSI R Bull CBBC Nov 2018 I	0.2500	28,100 per 10,000 units	28,200 per 10,000 units	2018/11/29	250,000,000	2017/11/02
67060	BNP Paribas Issuance B.V.	HSI R Bear CBBC Mar 2018 Y	0.2500	28,400 per 10,000 units	28,300 per 10,000 units	2018/03/28	250,000,000	2017/11/02
67094	Credit Suisse AG	CSOP A50 ETF R Bull CBBC Apr 2018 G	0.2500	14.5800	14.6800	2018/04/12	50,000,000	2017/11/02
67089	Credit Suisse AG	Geely Auto R Bear CBBC Dec 2018 A	0.2500	29.78 per 100 units	29.18 per 100 units	2018/12/21	100,000,000	2017/11/02
67086	Credit Suisse AG	HSI R Bull CBBC Dec 2018 G	0.2500	28,000 per 10,000 units	28,200 per 10,000 units	2018/12/28	200,000,000	2017/11/02
67087	Credit Suisse AG	HSI R Bear CBBC Apr 2018 G	0.2500	28,500 per 10,000 units	28,300 per 10,000 units	2018/04/27	200,000,000	2017/11/02
67093	Credit Suisse AG	Sands China R Bear CBBC Jul 2018 B	0.2500	39.98 per 100 units	39.18 per 100 units	2018/07/13	50,000,000	2017/11/02
67123	Goldman Sachs Structured Products (Asia) Ltd.	HSI R Bull CBBC Mar 2019 L	0.2500	28,102 per 10,000 units	28,202 per 10,000 units	2019/03/28	200,000,000	2017/11/02
67121	Goldman Sachs Structured Products (Asia) Ltd.	HSI R Bear CBBC Mar 2018 I	0.2500	28,400 per 10,000 units	28,300 per 10,000 units	2018/03/28	200,000,000	2017/11/02
67067	Hongkong and Shanghai Banking Corporation Ltd., The	China Life R Bull CBBC Sep 2018 A	0.4500	20.9800	21.3800	2018/09/03	40,000,000	2017/11/02

Newly listed callable bull/bear contracts (continued)

Code	Issuer	Name of issue	Issue prices (HK\$)	Strike price (HKD)/Strike level per 10 units	Call price (HKD)/Call level per 10 units	Expiry date	No. of issue (units)	Listing date
67069	Hongkong and Shanghai Banking Corporation Ltd., The	CM Bank R Bull CBBC Aug 2018 D	0.2500	29.38 per 100 units	29.78 per 100 units	2018/08/27	100,000,000	2017/11/02
67073	Hongkong and Shanghai Banking Corporation Ltd., The	Galaxy Ent R Bear CBBC Jun 2018 C	0.2500	55.68 per 100 units	54.88 per 100 units	2018/06/25	40,000,000	2017/11/02
67068	Hongkong and Shanghai Banking Corporation Ltd., The	HSI R Bear CBBC Apr 2018 E	0.2500	28,438 per 15,000 units	28,288 per 15,000 units	2018/04/27	100,000,000	2017/11/02
67065	Hongkong and Shanghai Banking Corporation Ltd., The	PetCh R Bull CBBC Oct 2018 A	0.2500	4.3300	4.4800	2018/10/29	80,000,000	2017/11/02
67063	Hongkong and Shanghai Banking Corporation Ltd., The	Sands China R Bear CBBC Aug 2018 A	0.2500	39.68 per 100 units	38.88 per 100 units	2018/08/20	40,000,000	2017/11/02
67118	J.P. Morgan Structured Products B.V.	COVS R Bull CBBC Jan 2019 A	0.2500	22.28 per 100 units	22.88 per 100 units	2019/01/18	200,000,000	2017/11/02
67111	J.P. Morgan Structured Products B.V.	HSI R Bull CBBC Dec 2018 I	0.2500	28,150 per 10,000 units	28,300 per 10,000 units	2018/12/28	200,000,000	2017/11/02
67112	J.P. Morgan Structured Products B.V.	HSI R Bull CBBC Sep 2019 S	0.2500	28,058 per 10,000 units	28,158 per 10,000 units	2019/09/27	200,000,000	2017/11/02
67119	J.P. Morgan Structured Products B.V.	HSI R Bear CBBC Feb 2018 B	0.2500	28,450 per 10,000 units	28,300 per 10,000 units	2018/02/27	200,000,000	2017/11/02
67084	SGA Societe Generale Acceptance N.V./SG Issuer	CMob R Bull CBBC Dec 2018 B	0.2500	72.60 per 100 units	73.80 per 100 units	2018/12/14	100,000,000	2017/11/02
67085	SGA Societe Generale Acceptance N.V./SG Issuer	CP&CC R Bull CBBC Nov 2018 A	0.2500	4.9500	5.1000	2018/11/29	40,000,000	2017/11/02
67077	SGA Societe Generale Acceptance N.V./SG Issuer	CSOP A50 ETF R Bull CBBC Jun 2018 C	0.2500	14.7600	14.8600	2018/06/15	40,000,000	2017/11/02
67083	SGA Societe Generale Acceptance N.V./SG Issuer	CSOP A50 ETF R Bull CBBC Aug 2018 B	0.2500	14.5600	14.6600	2018/08/10	40,000,000	2017/11/02
67104	SGA Societe Generale Acceptance N.V./SG Issuer	HSI R Bull CBBC Jul 2019 Q	0.2500	28,008 per 12,000 units	28,108 per 12,000 units	2019/07/30	200,000,000	2017/11/02
67103	SGA Societe Generale Acceptance N.V./SG Issuer	HSI R Bear CBBC Mar 2018 Z	0.2500	28,338 per 12,000 units	28,238 per 12,000 units	2018/03/28	200,000,000	2017/11/02
67099	UBS AG	HSI R Bull CBBC Oct 2018 S	0.2500	28,000 per 10,000 units	28,150 per 10,000 units	2018/10/30	250,000,000	2017/11/02
67097	UBS AG	HSI R Bull CBBC Dec 2018 U	0.2500	28,150 per 10,000 units	28,300 per 10,000 units	2018/12/28	250,000,000	2017/11/02
67100	UBS AG	HSI R Bull CBBC Apr 2019 N	0.2500	27,818 per 10,000 units	27,918 per 10,000 units	2019/04/29	200,000,000	2017/11/02
67101	UBS AG	HSI R Bear CBBC Feb 2018 W	0.2500	28,400 per 10,000 units	28,300 per 10,000 units	2018/02/27	200,000,000	2017/11/02
67102	UBS AG	Tencent R Bull CBBC Feb 2018 L	0.2500	345.58 per 100 units	348.38 per 100 units	2018/02/26	50,000,000	2017/11/02
67179	Credit Suisse AG	CUmi R Bull CBBC Jul 2018 A	0.2500	10.9800	11.1800	2018/07/13	50,000,000	2017/11/03
67180	Credit Suisse AG	CCB R Bull CBBC Sep 2018 P	0.2500	6.8800	6.9800	2018/09/19	70,000,000	2017/11/03
67191	Credit Suisse AG	China Life R Bull CBBC Apr 2018 A	0.2500	24.6800	25.0800	2018/04/13	40,000,000	2017/11/03
67177	Credit Suisse AG	HSBC R Bull CBBC Jul 2018 H	0.2500	76.08 per 100 units	77.08 per 100 units	2018/07/19	100,000,000	2017/11/03
67190	Credit Suisse AG	HSI R Bull CBBC May 2018 H	0.2500	28,288 per 12,000 units	28,438 per 12,000 units	2018/05/30	200,000,000	2017/11/03
67174	Credit Suisse AG	HSI R Bear CBBC Apr 2018 H	0.2500	28,353 per 10,000 units	28,203 per 10,000 units	2018/04/27	200,000,000	2017/11/03
67175	Credit Suisse AG	HSI R Bear CBBC May 2018 E	0.2500	28,500 per 12,000 units	28,350 per 12,000 units	2018/05/30	200,000,000	2017/11/03
67186	Credit Suisse AG	ICBC R Bull CBBC Sep 2018 N	0.2500	6.1800	6.2800	2018/09/07	70,000,000	2017/11/03
67194	Credit Suisse AG	Ping An R Bull CBBC Aug 2018 L	0.2500	68.12 per 100 units	68.72 per 100 units	2018/08/30	100,000,000	2017/11/03
67195	Credit Suisse AG	Ping An R Bear CBBC Apr 2018 H	0.2500	77.48 per 100 units	76.88 per 100 units	2018/04/19	50,000,000	2017/11/03
67130	Goldman Sachs Structured Products (Asia) Ltd.	HKEX R Bull CBBC Jun 2018 K	0.2500	216.18 per 100 units	218.18 per 100 units	2018/06/26	80,000,000	2017/11/03
67267	Goldman Sachs Structured Products (Asia) Ltd.	HKEX R Bull CBBC Jun 2018 L	0.2500	217.18 per 100 units	219.18 per 100 units	2018/06/25	80,000,000	2017/11/03
67271	Goldman Sachs Structured Products (Asia) Ltd.	CSOP A50 ETF R Bull CBBC Sep 2018A	0.2500	75 per 100 units	76 per 100 units	2018/09/18	100,000,000	2017/11/03
67228	Goldman Sachs Structured Products (Asia) Ltd.	HSI R Bull CBBC Apr 2019 V	0.2500	28,100 per 10,000 units	28,200 per 10,000 units	2019/04/29	200,000,000	2017/11/03
67230	Goldman Sachs Structured Products (Asia) Ltd.	HSI R Bull CBBC Apr 2019 W	0.2500	28,338 per 10,000 units	28,438 per 10,000 units	2019/04/29	200,000,000	2017/11/03
67136	Goldman Sachs Structured Products (Asia) Ltd.	HSI R Bear CBBC Mar 2018 H	0.2500	28,550 per 12,000 units	28,400 per 12,000 units	2018/03/28	200,000,000	2017/11/03
67134	Goldman Sachs Structured Products (Asia) Ltd.	HSI R Bear CBBC Mar 2018 K	0.2500	28,303 per 10,000 units	28,203 per 10,000 units	2018/03/28	200,000,000	2017/11/03
67269	Goldman Sachs Structured Products (Asia) Ltd.	Ping An R Bull CBBC Aug 2018 D	0.2500	68.10 per 100 units	68.70 per 100 units	2018/08/16	80,000,000	2017/11/03
67129	Goldman Sachs Structured Products (Asia) Ltd.	Tencent R Bull CBBC Mar 2018 Y	0.2500	335 per 100 units	337 per 100 units	2018/03/06	80,000,000	2017/11/03
67266	Goldman Sachs Structured Products (Asia) Ltd.	Tencent R Bull CBBC Mar 2018 Z	0.2500	345.28 per 100 units	347.78 per 100 units	2018/03/13	80,000,000	2017/11/03
67152	Hongkong and Shanghai Banking Corporation Ltd., The	China Mobile R Bull CBBC Oct 2018 B	0.2500	73.08 per 100 units	74.28 per 100 units	2018/10/08	50,000,000	2017/11/03
67151	Hongkong and Shanghai Banking Corporation Ltd., The	Sinopec Corp R Bull CBBC May 2018 A	0.2500	4.8300	4.9800	2018/05/21	50,000,000	2017/11/03
67150	Hongkong and Shanghai Banking Corporation Ltd., The	Sinopec Corp R Bull CBBC Oct 2018 A	0.2500	4.5800	4.7300	2018/10/08	50,000,000	2017/11/03

Newly listed callable bull/bear contracts (continued)

Code	Issuer	Name of issue	Issue prices (HK\$)	Strike price (HKD)/Strike level per 10 units	Call price (HKD)/Call level per 10 units	Expiry date	No. of issue (units)	Listing date
67147	Hongkong and Shanghai Banking Corporation Ltd., The	CSOP A50 ETF R Bull CBBC Aug 2018 D	0.2500	14.7600	14.8600	2018/08/20	50,000,000	2017/11/03
67148	Hongkong and Shanghai Banking Corporation Ltd., The	CSOP A50 ETF R Bear CBBC Jun 2018 B	0.2500	17.3300	17.1800	2018/06/19	40,000,000	2017/11/03
67143	Hongkong and Shanghai Banking Corporation Ltd., The	Geely Auto R Bear CBBC Apr 2018 G	0.2500	26.9800	26.3800	2018/04/30	40,000,000	2017/11/03
67139	Hongkong and Shanghai Banking Corporation Ltd., The	HSI R Bull CBBC Jul 2018 L	0.2500	28,198 per 20,000 units	28,398 per 20,000 units	2018/07/30	150,000,000	2017/11/03
67218	J.P. Morgan Structured Products B.V.	HSI R Bull CBBC Dec 2018 J	0.2500	28,250 per 10,000 units	28,400 per 10,000 units	2018/12/28	200,000,000	2017/11/03
67214	J.P. Morgan Structured Products B.V.	HSI R Bear CBBC Feb 2018 A	0.2500	28,448 per 10,000 units	28,348 per 10,000 units	2018/02/27	200,000,000	2017/11/03
67227	J.P. Morgan Structured Products B.V.	ICBC R Bull CBBC Sep 2018 C	0.2500	6.0800	6.1800	2018/09/21	100,000,000	2017/11/03
67226	J.P. Morgan Structured Products B.V.	Ping An R Bull CBBC Apr 2018 F	0.2500	67.28 per 100 units	67.88 per 100 units	2018/04/20	100,000,000	2017/11/03
67164	SGA Societe Generale Acceptance N.V./SG Issuer	CMob R Bull CBBC Dec 2018 C	0.2500	77 per 100 units	78.20 per 100 units	2018/12/07	100,000,000	2017/11/03
67246	SGA Societe Generale Acceptance N.V./SG Issuer	CCB R Bull CBBC Aug 2018 K	0.2500	6.7700	6.8700	2018/08/08	100,000,000	2017/11/03
67163	SGA Societe Generale Acceptance N.V./SG Issuer	China Life R Bull CBBC May 2018 I	0.2500	24.6000	25.1000	2018/05/07	40,000,000	2017/11/03
67251	SGA Societe Generale Acceptance N.V./SG Issuer	China Life R Bull CBBC Sep 2018 B	0.2500	25.1000	25.6000	2018/09/04	40,000,000	2017/11/03
67255	SGA Societe Generale Acceptance N.V./SG Issuer	China Life R Bear CBBC Dec 2018 A	0.2500	30.50 per 100 units	30 per 100 units	2018/12/14	100,000,000	2017/11/03
67161	SGA Societe Generale Acceptance N.V./SG Issuer	CSA50 R Bear CBBC Sep 2018 B	0.2500	16.9000	16.8000	2018/09/28	40,000,000	2017/11/03
67258	SGA Societe Generale Acceptance N.V./SG Issuer	HSBC R Bull CBBC Jun 2018 H	0.2500	76.05 per 100 units	77.05 per 100 units	2018/06/26	100,000,000	2017/11/03
67208	SGA Societe Generale Acceptance N.V./SG Issuer	HSI R Bull CBBC Mar 2019 I	0.2500	28,008 per 12,000 units	28,108 per 12,000 units	2019/03/28	200,000,000	2017/11/03
67210	SGA Societe Generale Acceptance N.V./SG Issuer	HSI R Bull CBBC Jul 2019 R	0.2500	28,208 per 10,000 units	28,308 per 10,000 units	2019/07/30	200,000,000	2017/11/03
67213	SGA Societe Generale Acceptance N.V./SG Issuer	HSI R Bull CBBC Jul 2019 S	0.2500	28,308 per 10,000 units	28,408 per 10,000 units	2019/07/30	200,000,000	2017/11/03
67206	SGA Societe Generale Acceptance N.V./SG Issuer	HSI R Bear CBBC Feb 2018 O	0.2500	28,638 per 10,000 units	28,538 per 10,000 units	2018/02/27	200,000,000	2017/11/03
67207	SGA Societe Generale Acceptance N.V./SG Issuer	HSI R Bear CBBC Apr 2018 C	0.2500	28,588 per 12,000 units	28,488 per 12,000 units	2018/04/27	200,000,000	2017/11/03
67259	SGA Societe Generale Acceptance N.V./SG Issuer	ICBC R Bull CBBC Aug 2018 J	0.2500	6.2800	6.3800	2018/08/10	60,000,000	2017/11/03
67261	SGA Societe Generale Acceptance N.V./SG Issuer	ICBC R Bull CBBC Sep 2018 D	0.2500	6.1400	6.2400	2018/09/28	60,000,000	2017/11/03
67165	SGA Societe Generale Acceptance N.V./SG Issuer	ICBC R Bear CBBC Dec 2018 A	0.2500	7.6000	7.5000	2018/12/07	60,000,000	2017/11/03
67262	SGA Societe Generale Acceptance N.V./SG Issuer	Ping An R Bull CBBC May 2018 I	0.2500	68.10 per 100 units	68.70 per 100 units	2018/05/04	100,000,000	2017/11/03
67172	UBS AG	HSI R Bull CBBC Nov 2018 U	0.2500	28,338 per 10,000 units	28,438 per 10,000 units	2018/11/29	200,000,000	2017/11/03
67166	UBS AG	HSI R Bear CBBC Feb 2018 X	0.2500	28,303 per 10,000 units	28,203 per 10,000 units	2018/02/27	200,000,000	2017/11/03
67171	UBS AG	HSI R Bear CBBC Mar 2018 F	0.2500	28,500 per 10,000 units	28,350 per 10,000 units	2018/03/28	250,000,000	2017/11/03
67274	BNP Paribas Issuance B.V.	HSI R Bear CBBC Mar 2018 K	0.2500	28,600 per 10,000 units	28,500 per 10,000 units	2018/03/28	250,000,000	2017/11/06
67273	BNP Paribas Issuance B.V.	HSI R Bear CBBC Mar 2018 Z	0.2500	28,700 per 10,000 units	28,600 per 10,000 units	2018/03/28	250,000,000	2017/11/06
67336	Credit Suisse AG	CM Bank R Bull CBBC Nov 2018 D	0.2500	29.28 per 100 units	29.68 per 100 units	2018/11/02	70,000,000	2017/11/06
67345	Credit Suisse AG	CNOOC R Bull CBBC Oct 2018 H	0.2500	10.0200	10.2200	2018/10/11	50,000,000	2017/11/06
67331	Credit Suisse AG	Geely Auto R Bear CBBC Apr 2018 K	0.3300	26.7800	26.1800	2018/04/13	40,000,000	2017/11/06
67327	Credit Suisse AG	HSI R Bull CBBC Dec 2018 H	0.2500	28,200 per 10,000 units	28,400 per 10,000 units	2018/12/28	200,000,000	2017/11/06
67343	Credit Suisse AG	HSI R Bear CBBC Mar 2018 R	0.2500	28,437 per 10,000 units	28,337 per 10,000 units	2018/03/28	150,000,000	2017/11/06
67330	Credit Suisse AG	HSI R Bear CBBC May 2018 F	0.2500	28,700 per 12,000 units	28,550 per 12,000 units	2018/05/30	200,000,000	2017/11/06
67417	Goldman Sachs Structured Products (Asia) Ltd.	HSBC R Bull CBBC Sep 2018 B	0.2500	74 per 100 units	75 per 100 units	2018/09/14	80,000,000	2017/11/06
67357	Goldman Sachs Structured Products (Asia) Ltd.	HSCEI R Bull CBBC Nov 2018 C	0.2500	11,400 per 10,000 units	11,500 per 10,000 units	2018/11/29	200,000,000	2017/11/06
67347	Goldman Sachs Structured Products (Asia) Ltd.	HSI R Bull CBBC Mar 2018 Q	0.2500	28,236 per 10,000 units	28,336 per 10,000 units	2018/03/28	200,000,000	2017/11/06
67355	Goldman Sachs Structured Products (Asia) Ltd.	HSI R Bear CBBC Feb 2018 J	0.2500	28,600 per 10,000 units	28,500 per 10,000 units	2018/02/27	200,000,000	2017/11/06
67388	Goldman Sachs Structured Products (Asia) Ltd.	HSI R Bear CBBC Feb 2018 L	0.2500	28,450 per 10,000 units	28,350 per 10,000 units	2018/02/27	200,000,000	2017/11/06
67409	Goldman Sachs Structured Products (Asia) Ltd.	Ping An R Bear CBBC Aug 2018 D	0.2500	78.60 per 100 units	78 per 100 units	2018/08/16	80,000,000	2017/11/06
67408	Goldman Sachs Structured Products (Asia) Ltd.	Tencent R Bull CBBC Mar 2018 A	0.2500	347.08 per 100 units	349.58 per 100 units	2018/03/12	80,000,000	2017/11/06
67292	Hongkong and Shanghai Banking Corporation Ltd., The	AAC Tech R Bull CBBC Jul 2018 E	0.2500	135.88 per 100 units	138.88 per 100 units	2018/07/30	40,000,000	2017/11/06

Newly listed callable bull/bear contracts (continued)

Code	Issuer	Name of issue	Issue prices (HK\$)	Strike price (HKD)/Strike level per 10 units	Call price (HKD)/Call level per 10 units	Expiry date	No. of issue (units)	Listing date
67296	Hongkong and Shanghai Banking Corporation Ltd., The	China Mobile R Bull CBBC Sep 2018 A	0.2500	77.48 per 100 units	78.68 per 100 units	2018/09/28	50,000,000	2017/11/06
67282	Hongkong and Shanghai Banking Corporation Ltd., The	CNOOC R Bull CBBC Sep 2018 A	0.2500	9.9800	10.1800	2018/09/28	50,000,000	2017/11/06
67281	Hongkong and Shanghai Banking Corporation Ltd., The	Geely Auto R Bull CBBC Sep 2018 D	0.2500	23.0800	23.6800	2018/09/10	40,000,000	2017/11/06
67276	Hongkong and Shanghai Banking Corporation Ltd., The	HKEX R Bull CBBC Sep 2018 E	0.2500	216.88 per 100 units	218.88 per 100 units	2018/09/28	50,000,000	2017/11/06
67289	Hongkong and Shanghai Banking Corporation Ltd., The	HSI R Bear CBBC Apr 2018 F	0.2500	28,638 per 15,000 units	28,488 per 15,000 units	2018/04/27	100,000,000	2017/11/06
67294	Hongkong and Shanghai Banking Corporation Ltd., The	Tencent R Bull CBBC Jul 2018 R	0.2500	347.38 per 100 units	349.38 per 100 units	2018/07/03	60,000,000	2017/11/06
67396	J.P. Morgan Structured Products B.V.	CNOOC R Bull CBBC Jul 2018 B	0.2500	9.7800	9.9800	2018/07/20	60,000,000	2017/11/06
67359	J.P. Morgan Structured Products B.V.	Geely Auto R Bull CBBC Feb 2019 A	0.2500	18.78 per 100 units	19.28 per 100 units	2019/02/15	300,000,000	2017/11/06
67397	J.P. Morgan Structured Products B.V.	HSBC R Bull CBBC Nov 2018 B	0.2500	75.80 per 100 units	76.80 per 100 units	2018/11/16	150,000,000	2017/11/06
67362	J.P. Morgan Structured Products B.V.	HSI R Bull CBBC Sep 2019 T	0.2500	28,352 per 10,000 units	28,452 per 10,000 units	2019/09/27	200,000,000	2017/11/06
67360	J.P. Morgan Structured Products B.V.	HSI R Bear CBBC Feb 2018 D	0.2500	28,548 per 10,000 units	28,448 per 10,000 units	2018/02/27	200,000,000	2017/11/06
67369	J.P. Morgan Structured Products B.V.	HSI R Bear CBBC Feb 2018 F	0.2500	28,748 per 10,000 units	28,648 per 10,000 units	2018/02/27	200,000,000	2017/11/06
67391	J.P. Morgan Structured Products B.V.	Tencent R Bull CBBC Feb 2018 Q	0.2500	346.08 per 100 units	348.88 per 100 units	2018/02/15	50,000,000	2017/11/06
67314	Macquarie Bank Ltd.	Ping An R Bear CBBC Oct 2018 A	0.3000	76.50 per 100 units	75 per 100 units	2018/10/30	34,000,000	2017/11/06
67312	Macquarie Bank Ltd.	Ping An R Bear CBBC Nov 2018 A	0.3550	82 per 100 units	80 per 100 units	2018/11/29	29,000,000	2017/11/06
67299	SGA Societe Generale Acceptance N.V./SG Issuer	CNOOC R Bull CBBC May 2018 A	0.2500	10.0400	10.2400	2018/05/18	40,000,000	2017/11/06
67300	SGA Societe Generale Acceptance N.V./SG Issuer	CNOOC R Bull CBBC Dec 2018 B	0.2500	9.7500	9.9500	2018/12/10	40,000,000	2017/11/06
67302	SGA Societe Generale Acceptance N.V./SG Issuer	HKEX R Bull CBBC Oct 2018 D	0.2500	214.80 per 100 units	216.80 per 100 units	2018/10/19	50,000,000	2017/11/06
67382	SGA Societe Generale Acceptance N.V./SG Issuer	HSI R Bull CBBC Apr 2019 L	0.2500	28,158 per 12,000 units	28,258 per 12,000 units	2019/04/29	200,000,000	2017/11/06
67371	SGA Societe Generale Acceptance N.V./SG Issuer	HSI R Bear CBBC Feb 2018 P	0.2500	28,438 per 12,000 units	28,338 per 12,000 units	2018/02/27	200,000,000	2017/11/06
67377	SGA Societe Generale Acceptance N.V./SG Issuer	HSI R Bear CBBC Feb 2018 Q	0.2500	28,688 per 10,000 units	28,588 per 10,000 units	2018/02/27	200,000,000	2017/11/06
67381	SGA Societe Generale Acceptance N.V./SG Issuer	HSI R Bear CBBC Apr 2018 D	0.2500	28,538 per 12,000 units	28,438 per 12,000 units	2018/04/27	200,000,000	2017/11/06
67308	SGA Societe Generale Acceptance N.V./SG Issuer	Tencent R Bull CBBC Aug 2018 H	0.2500	347 per 100 units	349.80 per 100 units	2018/08/17	80,000,000	2017/11/06
67326	UBS AG	HSI R Bull CBBC Oct 2018 V	0.2500	28,250 per 10,000 units	28,400 per 10,000 units	2018/10/30	250,000,000	2017/11/06
67320	UBS AG	HSI R Bear CBBC Feb 2018 Y	0.2500	28,589 per 10,000 units	28,439 per 10,000 units	2018/02/27	250,000,000	2017/11/06
67321	UBS AG	HSI R Bear CBBC Feb 2018 Z	0.2500	28,700 per 10,000 units	28,600 per 10,000 units	2018/02/27	200,000,000	2017/11/06
67430	BNP Paribas Issuance B.V.	HSI R Bear CBBC Mar 2018 T	0.2500	28,500 per 10,000 units	28,400 per 10,000 units	2018/03/28	250,000,000	2017/11/07
67441	Credit Suisse AG	CNOOC R Bull CBBC Nov 2018 A	0.2500	9.7200	9.9200	2018/11/02	50,000,000	2017/11/07
67437	Credit Suisse AG	HSI R Bull CBBC Apr 2018 W	0.2500	28,236 per 10,000 units	28,336 per 10,000 units	2018/04/27	150,000,000	2017/11/07
67438	Credit Suisse AG	HSI R Bear CBBC Apr 2018 I	0.2500	28,600 per 10,000 units	28,400 per 10,000 units	2018/04/27	200,000,000	2017/11/07
67439	Credit Suisse AG	HSI R Bear CBBC Apr 2018 J	0.2500	28,800 per 10,000 units	28,600 per 10,000 units	2018/04/27	200,000,000	2017/11/07
67446	Credit Suisse AG	HSI R Bear CBBC May 2018 G	0.2500	28,396 per 12,000 units	28,246 per 12,000 units	2018/05/30	200,000,000	2017/11/07
67443	Credit Suisse AG	PetCh R Bull CBBC May 2018 A	0.2500	4.7600	4.9100	2018/05/18	50,000,000	2017/11/07
67444	Credit Suisse AG	PetCh R Bull CBBC May 2018 B	0.2500	4.4600	4.6100	2018/05/11	50,000,000	2017/11/07
67434	The Bank of East Asia, Ltd.	HSBC Holdings R Bull CBBC May 2018 C	0.2500	74.28 per 100 units	75.28 per 100 units	2018/05/08	60,000,000	2017/11/07
67435	The Bank of East Asia, Ltd.	Ping An R Bull CBBC Aug 2018 C	0.6500	67.0800	67.6800	2018/08/22	16,000,000	2017/11/07
67433	The Bank of East Asia, Ltd.	Tencent R Bull CBBC Aug 2018 I	0.2500	348.28 per 100 units	351.08 per 100 units	2018/08/22	40,000,000	2017/11/07
67476	Goldman Sachs Structured Products (Asia) Ltd.	CSOP A50 ETF R Bull CBBC Mar 2018D	0.2500	14.7800	14.8800	2018/03/19	80,000,000	2017/11/07
67474	Goldman Sachs Structured Products (Asia) Ltd.	HSBC R Bear CBBC Mar 2018 A	0.2500	81 per 100 units	79.50 per 100 units	2018/03/26	80,000,000	2017/11/07
67468	Goldman Sachs Structured Products (Asia) Ltd.	HSI R Bull CBBC Mar 2019 M	0.2500	28,145 per 10,000 units	28,245 per 10,000 units	2019/03/28	200,000,000	2017/11/07
67470	Goldman Sachs Structured Products (Asia) Ltd.	HSI R Bear CBBC Mar 2018 M	0.2500	28,750 per 12,000 units	28,600 per 12,000 units	2018/03/28	200,000,000	2017/11/07
67472	Goldman Sachs Structured Products (Asia) Ltd.	Tencent R Bear CBBC Mar 2018 L	0.2500	352.38 per 100 units	349.88 per 100 units	2018/03/07	80,000,000	2017/11/07
67428	Hongkong and Shanghai Banking Corporation Ltd., The	Evergrande R Bull CBBC Sep 2018 D	0.2500	28.50 per 100 units	29.98 per 100 units	2018/09/24	100,000,000	2017/11/07

Newly listed callable bull/bear contracts (continued)

Code	Issuer	Name of issue	Issue prices (HK\$)	Strike price (HKD)/Strike level per 10 units	Call price (HKD)/Call level per 10 units	Expiry date	No. of issue (units)	Listing date
67424	Hongkong and Shanghai Banking Corporation Ltd., The	HSI R Bull CBBC Jul 2018 R	0.2500	28,048 per 15,000 units	28,198 per 15,000 units	2018/07/30	100,000,000	2017/11/07
67423	Hongkong and Shanghai Banking Corporation Ltd., The	HSI R Bear CBBC Apr 2018 A	0.2500	28,588 per 20,000 units	28,388 per 20,000 units	2018/04/27	150,000,000	2017/11/07
67429	Hongkong and Shanghai Banking Corporation Ltd., The	Ping An R Bull CBBC Jul 2018 A	0.2500	67.98 per 100 units	68.68 per 100 units	2018/07/31	80,000,000	2017/11/07
67427	Hongkong and Shanghai Banking Corporation Ltd., The	Sunny Optical R Bull CBBC Jun 2018 B	0.2500	106.88 per 100 units	109.88 per 100 units	2018/06/29	40,000,000	2017/11/07
67478	J.P. Morgan Structured Products B.V.	CNOOC R Bull CBBC Oct 2018 C	0.2500	10.3800	10.5800	2018/10/19	60,000,000	2017/11/07
67490	J.P. Morgan Structured Products B.V.	HSI R Bull CBBC Sep 2019 U	0.2500	28,158 per 10,000 units	28,258 per 10,000 units	2019/09/27	200,000,000	2017/11/07
67484	J.P. Morgan Structured Products B.V.	HSI R Bear CBBC Feb 2018 G	0.2500	28,346 per 10,000 units	28,246 per 10,000 units	2018/02/27	200,000,000	2017/11/07
67486	J.P. Morgan Structured Products B.V.	HSI R Bear CBBC Mar 2018 A	0.2500	28,550 per 10,000 units	28,400 per 10,000 units	2018/03/28	200,000,000	2017/11/07
67489	J.P. Morgan Structured Products B.V.	HSI R Bear CBBC Apr 2018 A	0.2500	28,750 per 10,000 units	28,600 per 10,000 units	2018/04/27	200,000,000	2017/11/07
67420	SGA Societe Generale Acceptance N.V./SG Issuer	BOCL R Bear CBBC Dec 2018 A	0.2500	4.3800	4.3000	2018/12/10	40,000,000	2017/11/07
67431	SGA Societe Generale Acceptance N.V./SG Issuer	Galaxy R Bull CBBC Jul 2018 C	0.2500	51.20 per 100 units	52 per 100 units	2018/07/30	80,000,000	2017/11/07
67462	SGA Societe Generale Acceptance N.V./SG Issuer	HSI R Bull CBBC Feb 2019 H	0.2500	28,058 per 12,000 units	28,158 per 12,000 units	2019/02/27	200,000,000	2017/11/07
67466	SGA Societe Generale Acceptance N.V./SG Issuer	HSI R Bull CBBC Apr 2019 M	0.2500	28,108 per 10,000 units	28,208 per 10,000 units	2019/04/29	200,000,000	2017/11/07
67455	SGA Societe Generale Acceptance N.V./SG Issuer	HSI R Bear CBBC Feb 2018 R	0.2500	28,388 per 10,000 units	28,288 per 10,000 units	2018/02/27	200,000,000	2017/11/07
67456	SGA Societe Generale Acceptance N.V./SG Issuer	HSI R Bear CBBC Mar 2018 A	0.2500	28,488 per 10,000 units	28,388 per 10,000 units	2018/03/28	200,000,000	2017/11/07
67460	SGA Societe Generale Acceptance N.V./SG Issuer	HSI R Bear CBBC Mar 2018 B	0.2500	28,738 per 12,000 units	28,638 per 12,000 units	2018/03/28	200,000,000	2017/11/07
67421	SGA Societe Generale Acceptance N.V./SG Issuer	ICBC R Bull CBBC Aug 2018 K	0.2500	6.0200	6.1200	2018/08/09	60,000,000	2017/11/07
67422	SGA Societe Generale Acceptance N.V./SG Issuer	Ping An R Bear CBBC Dec 2018 A	0.2500	81.60 per 100 units	81 per 100 units	2018/12/21	100,000,000	2017/11/07
67432	SGA Societe Generale Acceptance N.V./SG Issuer	Sands R Bull CBBC Sep 2018 B	0.2500	35.45 per 100 units	36.25 per 100 units	2018/09/07	60,000,000	2017/11/07
67449	UBS AG	HSI R Bull CBBC Nov 2018 I	0.2500	28,100 per 10,000 units	28,200 per 10,000 units	2018/11/29	200,000,000	2017/11/07
67448	UBS AG	HSI R Bull CBBC Nov 2018 Y	0.2500	28,186 per 10,000 units	28,336 per 10,000 units	2018/11/29	250,000,000	2017/11/07
67454	UBS AG	HSI R Bear CBBC Feb 2018 B	0.2500	28,465 per 10,000 units	28,315 per 10,000 units	2018/02/27	250,000,000	2017/11/07
67453	UBS AG	HSI R Bear CBBC Mar 2018 G	0.2500	28,600 per 10,000 units	28,500 per 10,000 units	2018/03/28	200,000,000	2017/11/07
67450	UBS AG	Petrochina R Bull CBBC Oct 2018 A	0.2500	4.7400	4.8900	2018/10/15	40,000,000	2017/11/07
67451	UBS AG	Ping An R Bull CBBC Aug 2018 C	0.2500	66.78 per 100 units	67.38 per 100 units	2018/08/20	50,000,000	2017/11/07
67518	BNP Paribas Issuance B.V.	CSOP A50 ETF R Bull CBBC Jun18 E	0.2500	14.8000	15.0000	2018/06/28	60,000,000	2017/11/08
67527	BNP Paribas Issuance B.V.	HSCEI R Bull CBBC Aug 2018 B	0.2500	11,300 per 10,000 units	11,400 per 10,000 units	2018/08/30	100,000,000	2017/11/08
67515	BNP Paribas Issuance B.V.	HSCEI R Bear CBBC Mar 2018 C	0.2500	11,700 per 10,000 units	11,600 per 10,000 units	2018/03/28	100,000,000	2017/11/08
67594	BNP Paribas Issuance B.V.	HSI R Bull CBBC Nov 2018 J	0.2500	28,300 per 10,000 units	28,400 per 10,000 units	2018/11/29	250,000,000	2017/11/08
67595	BNP Paribas Issuance B.V.	HSI R Bull CBBC Nov 2018 K	0.2500	28,400 per 10,000 units	28,500 per 10,000 units	2018/11/29	250,000,000	2017/11/08
67520	BNP Paribas Issuance B.V.	Ping An R Bull CBBC Aug 2018 M	0.2500	66.90 per 100 units	67.50 per 100 units	2018/08/30	200,000,000	2017/11/08
67592	BNP Paribas Issuance B.V.	Ping An R Bull CBBC Aug 2018 N	0.2500	69.40 per 100 units	70 per 100 units	2018/08/30	200,000,000	2017/11/08
67526	BNP Paribas Issuance B.V.	Tencent R Bull CBBC Aug 2018 L	0.2500	348 per 100 units	350 per 100 units	2018/08/30	50,000,000	2017/11/08
67590	BNP Paribas Issuance B.V.	Tencent R Bull CBBC Aug 2018 P	0.2500	353 per 100 units	355 per 100 units	2018/08/30	50,000,000	2017/11/08
67606	BNP Paribas Issuance B.V.	Tencent R Bear CBBC Apr 2018 B	0.3500	392 per 100 units	390 per 100 units	2018/04/27	50,000,000	2017/11/08
67612	BNP Paribas Issuance B.V.	Tencent R Bear CBBC Apr 2018 D	0.4000	397 per 100 units	395 per 100 units	2018/04/27	50,000,000	2017/11/08
67587	BNP Paribas Issuance B.V.	Tencent R Bear CBBC Apr 2018 J	0.2500	362 per 100 units	360 per 100 units	2018/04/27	50,000,000	2017/11/08
67509	BNP Paribas Issuance B.V.	Tencent R Bear CBBC Apr 2018 O	0.2500	357 per 100 units	355 per 100 units	2018/04/27	50,000,000	2017/11/08
67602	BNP Paribas Issuance B.V.	Tencent R Bear CBBC Apr 2018 T	0.2500	382 per 100 units	380 per 100 units	2018/04/27	50,000,000	2017/11/08
67604	BNP Paribas Issuance B.V.	Tencent R Bear CBBC Apr 2018 U	0.3000	387 per 100 units	385 per 100 units	2018/04/27	50,000,000	2017/11/08
67613	BNP Paribas Issuance B.V.	Tencent R Bear CBBC Apr 2018 W	0.4500	402 per 100 units	400 per 100 units	2018/04/27	50,000,000	2017/11/08
67629	Credit Suisse AG	CCB R Bull CBBC Sep 2018 Q	0.2500	6.7500	6.8500	2018/09/14	70,000,000	2017/11/08
67651	Credit Suisse AG	China Life R Bull CBBC Apr 2018 B	0.2500	26.4800	26.8800	2018/04/20	40,000,000	2017/11/08

Newly listed callable bull/bear contracts (continued)

Code	Issuer	Name of issue	Issue prices (HK\$)	Strike price (HKD)/Strike level per 10 units	Call price (HKD)/Call level per 10 units	Expiry date	No. of issue (units)	Listing date
67625	Credit Suisse AG	Sinopec Corp R Bull CBBC Oct 2018 A	0.2500	4.8400	4.9900	2018/10/26	70,000,000	2017/11/08
67638	Credit Suisse AG	CSOP A50 ETF R Bull CBBC Apr 2018 H	0.2500	14.8800	14.9800	2018/04/26	50,000,000	2017/11/08
67657	Credit Suisse AG	Galaxy Ent R Bull CBBC Jun 2018 H	0.2500	53.28 per 100 units	54.08 per 100 units	2018/06/29	50,000,000	2017/11/08
67654	Credit Suisse AG	HKEX R Bull CBBC Jun 2018 S	0.2500	215.68 per 100 units	217.68 per 100 units	2018/06/22	50,000,000	2017/11/08
67624	Credit Suisse AG	HSBC R Bull CBBC Jul 2018 I	0.2500	73.58 per 100 units	74.58 per 100 units	2018/07/05	50,000,000	2017/11/08
67662	Credit Suisse AG	HSCEI R Bull CBBC Mar 2018 J	0.2500	11,318 per 10,000 units	11,418 per 10,000 units	2018/03/28	100,000,000	2017/11/08
67645	Credit Suisse AG	HSI R Bull CBBC Mar 2018 U	0.2500	28,318 per 10,000 units	28,468 per 10,000 units	2018/03/28	200,000,000	2017/11/08
67641	Credit Suisse AG	HSI R Bull CBBC Apr 2018 X	0.2500	28,494 per 10,000 units	28,594 per 10,000 units	2018/04/27	150,000,000	2017/11/08
67658	Credit Suisse AG	HSI R Bull CBBC Dec 2018 I	0.2500	28,100 per 10,000 units	28,300 per 10,000 units	2018/12/28	200,000,000	2017/11/08
67621	Credit Suisse AG	HSI R Bear CBBC Apr 2018 K	0.2500	28,438 per 10,000 units	28,288 per 10,000 units	2018/04/27	200,000,000	2017/11/08
67623	Credit Suisse AG	HSI R Bear CBBC May 2018 H	0.2500	28,600 per 12,000 units	28,450 per 12,000 units	2018/05/30	200,000,000	2017/11/08
67639	Credit Suisse AG	HSI R Bear CBBC May 2018 I	0.2500	28,800 per 12,000 units	28,650 per 12,000 units	2018/05/30	200,000,000	2017/11/08
67647	Credit Suisse AG	Ping An R Bull CBBC Aug 2018 M	0.2500	69.68 per 100 units	70.28 per 100 units	2018/08/08	100,000,000	2017/11/08
67649	Credit Suisse AG	Ping An R Bear CBBC Apr 2018 I	0.2500	79.58 per 100 units	78.98 per 100 units	2018/04/26	50,000,000	2017/11/08
67635	Credit Suisse AG	Sunny Optical R Bull CBBC Apr 2018 B	0.2500	107.88 per 100 units	111.88 per 100 units	2018/04/20	40,000,000	2017/11/08
67655	Credit Suisse AG	Tencent R Bull CBBC Jul 2018 R	0.2500	351.18 per 100 units	353.98 per 100 units	2018/07/19	50,000,000	2017/11/08
67656	Credit Suisse AG	Tencent R Bull CBBC Jul 2018 S	0.2500	357.18 per 100 units	359.98 per 100 units	2018/07/25	50,000,000	2017/11/08
67583	The Bank of East Asia, Ltd.	AIA R Bull CBBC Jul 2018 C	0.2500	56.88 per 100 units	57.68 per 100 units	2018/07/31	40,000,000	2017/11/08
67576	The Bank of East Asia, Ltd.	China Mobile R Bull CBBC Aug 2018 C	0.2500	77.68 per 100 units	78.88 per 100 units	2018/08/28	60,000,000	2017/11/08
67575	The Bank of East Asia, Ltd.	China Life R Bull CBBC Aug 2018 B	0.3500	24.7800	25.2800	2018/08/28	30,000,000	2017/11/08
67585	The Bank of East Asia, Ltd.	Galaxy Ent R Bull CBBC Aug 2018 B	0.6500	51.4800	52.2800	2018/08/28	16,000,000	2017/11/08
67570	The Bank of East Asia, Ltd.	Ping An R Bull CBBC Aug 2018 D	0.6500	68.2800	68.8800	2018/08/28	16,000,000	2017/11/08
67586	The Bank of East Asia, Ltd.	Tencent R Bull CBBC Aug 2018 J	0.2500	351.88 per 100 units	354.68 per 100 units	2018/08/28	40,000,000	2017/11/08
67588	The Bank of East Asia, Ltd.	Tencent R Bull CBBC Aug 2018 K	0.2500	357.19 per 100 units	359.99 per 100 units	2018/08/28	40,000,000	2017/11/08
67835	Goldman Sachs Structured Products (Asia) Ltd.	China Life R Bull CBBC Jul 2018 A	0.2500	27.2800	27.6800	2018/07/30	80,000,000	2017/11/08
67836	Goldman Sachs Structured Products (Asia) Ltd.	China Life R Bull CBBC Dec 2018 A	0.2500	25.60 per 100 units	26 per 100 units	2018/12/17	80,000,000	2017/11/08
67848	Goldman Sachs Structured Products (Asia) Ltd.	CSOP A50 ETF R Bull CBBC Apr 2018B	0.2500	14.9800	15.0800	2018/04/23	80,000,000	2017/11/08
67846	Goldman Sachs Structured Products (Asia) Ltd.	HKEX R Bull CBBC Jun 2018 M	0.2500	219.18 per 100 units	221.18 per 100 units	2018/06/25	80,000,000	2017/11/08
67824	Goldman Sachs Structured Products (Asia) Ltd.	HSCEI R Bear CBBC Mar 2018 E	0.2500	12,000 per 10,000 units	11,900 per 10,000 units	2018/03/28	200,000,000	2017/11/08
67825	Goldman Sachs Structured Products (Asia) Ltd.	HSCEI R Bear CBBC Mar 2018 F	0.2500	12,200 per 10,000 units	12,100 per 10,000 units	2018/03/28	200,000,000	2017/11/08
67715	Goldman Sachs Structured Products (Asia) Ltd.	HSI R Bull CBBC Mar 2019 N	0.2500	28,300 per 10,000 units	28,400 per 10,000 units	2019/03/28	200,000,000	2017/11/08
67716	Goldman Sachs Structured Products (Asia) Ltd.	HSI R Bull CBBC Mar 2019 O	0.2500	28,150 per 12,000 units	28,300 per 12,000 units	2019/03/28	200,000,000	2017/11/08
67720	Goldman Sachs Structured Products (Asia) Ltd.	HSI R Bull CBBC Mar 2019 P	0.2500	28,494 per 10,000 units	28,594 per 10,000 units	2019/03/28	200,000,000	2017/11/08
67506	Goldman Sachs Structured Products (Asia) Ltd.	HSI R Bear CBBC Mar 2018 L	0.2500	28,400 per 12,000 units	28,250 per 12,000 units	2018/03/28	200,000,000	2017/11/08
67563	Goldman Sachs Structured Products (Asia) Ltd.	HSI R Bear CBBC Mar 2018 N	0.2500	28,550 per 10,000 units	28,450 per 10,000 units	2018/03/28	200,000,000	2017/11/08
67709	Goldman Sachs Structured Products (Asia) Ltd.	HSI R Bear CBBC Mar 2018 O	0.2500	28,900 per 10,000 units	28,800 per 10,000 units	2018/03/28	200,000,000	2017/11/08
67710	Goldman Sachs Structured Products (Asia) Ltd.	HSI R Bear CBBC Mar 2018 P	0.2500	29,050 per 12,000 units	28,900 per 12,000 units	2018/03/28	200,000,000	2017/11/08
67713	Goldman Sachs Structured Products (Asia) Ltd.	HSI R Bear CBBC Mar 2018 R	0.2500	29,100 per 10,000 units	29,000 per 10,000 units	2018/03/28	200,000,000	2017/11/08
67861	Goldman Sachs Structured Products (Asia) Ltd.	Ping An R Bull CBBC Oct 2018 A	0.2500	68.68 per 100 units	69.28 per 100 units	2018/10/29	80,000,000	2017/11/08
67862	Goldman Sachs Structured Products (Asia) Ltd.	Ping An R Bull CBBC Oct 2018 B	0.2500	69.68 per 100 units	70.28 per 100 units	2018/10/29	80,000,000	2017/11/08
67850	Goldman Sachs Structured Products (Asia) Ltd.	Ping An R Bear CBBC Jun 2018 A	0.2500	82.60 per 100 units	82 per 100 units	2018/06/01	80,000,000	2017/11/08
67829	Goldman Sachs Structured Products (Asia) Ltd.	Tencent R Bull CBBC Mar 2018 B	0.2500	357.98 per 100 units	359.98 per 100 units	2018/03/08	80,000,000	2017/11/08
67831	Goldman Sachs Structured Products (Asia) Ltd.	Tencent R Bull CBBC Mar 2018 C	0.2500	354 per 100 units	356 per 100 units	2018/03/08	80,000,000	2017/11/08

Newly listed callable bull/bear contracts (continued)

Code	Issuer	Name of issue	Issue prices (HK\$)	Strike price (HKD)/Strike level per 10 units	Call price (HKD)/Call level per 10 units	Expiry date	No. of issue (units)	Listing date
67832	Goldman Sachs Structured Products (Asia) Ltd.	Tencent R Bull CBBC Mar 2018 K	0.2500	350 per 100 units	352 per 100 units	2018/03/08	80,000,000	2017/11/08
67567	Goldman Sachs Structured Products (Asia) Ltd.	Tencent R Bear CBBC Mar 2018 M	0.2500	356.88 per 100 units	354.88 per 100 units	2018/03/07	80,000,000	2017/11/08
67826	Goldman Sachs Structured Products (Asia) Ltd.	Tencent R Bear CBBC Mar 2018 N	0.2500	362.08 per 100 units	360.08 per 100 units	2018/03/12	80,000,000	2017/11/08
67560	Hongkong and Shanghai Banking Corporation Ltd., The	China Life R Bull CBBC Jun 2018 A	0.2500	25.4800	25.8800	2018/06/29	40,000,000	2017/11/08
67556	Hongkong and Shanghai Banking Corporation Ltd., The	China Life R Bear CBBC Nov 2018 A	0.6500	32.6800	32.2800	2018/11/30	40,000,000	2017/11/08
67545	Hongkong and Shanghai Banking Corporation Ltd., The	Galaxy Ent R Bull CBBC Jun 2018 E	0.2500	50.58 per 100 units	51.38 per 100 units	2018/06/19	80,000,000	2017/11/08
67562	Hongkong and Shanghai Banking Corporation Ltd., The	HSI R Bull CBBC Jul 2018 W	0.2500	28,148 per 15,000 units	28,298 per 15,000 units	2018/07/30	100,000,000	2017/11/08
67561	Hongkong and Shanghai Banking Corporation Ltd., The	HSI R Bear CBBC Apr 2018 I	0.2500	28,738 per 15,000 units	28,588 per 15,000 units	2018/04/27	100,000,000	2017/11/08
67546	Hongkong and Shanghai Banking Corporation Ltd., The	Ping An R Bear CBBC Nov 2018 C	0.2500	81.08 per 100 units	80.38 per 100 units	2018/11/30	40,000,000	2017/11/08
67552	Hongkong and Shanghai Banking Corporation Ltd., The	Sands China R Bull CBBC Jun 2018 A	0.2500	35.28 per 100 units	36.08 per 100 units	2018/06/29	80,000,000	2017/11/08
67548	Hongkong and Shanghai Banking Corporation Ltd., The	Sunny Optical R Bull CBBC Jul 2018 D	0.2500	112.88 per 100 units	115.88 per 100 units	2018/07/31	40,000,000	2017/11/08
67558	Hongkong and Shanghai Banking Corporation Ltd., The	Tencent R Bull CBBC Jun 2018 E	0.2500	352.78 per 100 units	354.78 per 100 units	2018/06/29	60,000,000	2017/11/08
67493	Haitong International Securities Co. Ltd.	China Shenhua R Bull CBBC Aug 2018 B	0.2500	16.5000	17.0000	2018/08/24	40,000,000	2017/11/08
67491	Haitong International Securities Co. Ltd.	Evergrande R Bear CBBC Apr 2018 A	0.7110	37.0000	35.8000	2018/04/09	20,000,000	2017/11/08
67501	Haitong International Securities Co. Ltd.	Ping An R Bull CBBC Sep 2018 A	0.2500	65 per 100 units	65.80 per 100 units	2018/09/26	60,000,000	2017/11/08
67492	Haitong International Securities Co. Ltd.	Ping An R Bear CBBC Jun 2018 A	0.2500	73.60 per 100 units	73 per 100 units	2018/06/06	60,000,000	2017/11/08
67877	J.P. Morgan Structured Products B.V.	China Life R Bull CBBC Dec 2018 B	0.2500	25.08 per 100 units	25.58 per 100 units	2018/12/21	300,000,000	2017/11/08
67881	J.P. Morgan Structured Products B.V.	HKEX R Bull CBBC Feb 2018 J	0.2500	219.08 per 100 units	221.08 per 100 units	2018/02/15	40,000,000	2017/11/08
67885	J.P. Morgan Structured Products B.V.	HSCEI R Bull CBBC Sep 2019 B	0.2500	11,300 per 10,000 units	11,400 per 10,000 units	2019/09/27	100,000,000	2017/11/08
67886	J.P. Morgan Structured Products B.V.	HSCEI R Bear CBBC Apr 2018 F	0.2500	12,600 per 10,000 units	12,500 per 10,000 units	2018/04/27	100,000,000	2017/11/08
67892	J.P. Morgan Structured Products B.V.	HSI R Bull CBBC Sep 2019 V	0.2500	28,494 per 10,000 units	28,594 per 10,000 units	2019/09/27	200,000,000	2017/11/08
67865	J.P. Morgan Structured Products B.V.	HSI R Bear CBBC Feb 2018 Z	0.2500	28,650 per 10,000 units	28,500 per 10,000 units	2018/02/27	200,000,000	2017/11/08
67875	J.P. Morgan Structured Products B.V.	Ping An R Bull CBBC Apr 2018 G	0.2500	69.28 per 100 units	69.88 per 100 units	2018/04/20	100,000,000	2017/11/08
67867	J.P. Morgan Structured Products B.V.	Tencent R Bull CBBC Feb 2018 R	0.2500	357.08 per 100 units	359.98 per 100 units	2018/02/15	50,000,000	2017/11/08
67868	J.P. Morgan Structured Products B.V.	Tencent R Bull CBBC Feb 2018 S	0.2500	352.08 per 100 units	354.88 per 100 units	2018/02/15	50,000,000	2017/11/08
67871	J.P. Morgan Structured Products B.V.	Tencent R Bear CBBC Mar 2018 L	0.2600	385.08 per 100 units	382.08 per 100 units	2018/03/16	40,000,000	2017/11/08
67530	SGA Societe Generale Acceptance N.V./SG Issuer	ABC R Bull CBBC Dec 2018 A	0.2500	2.7200	2.8000	2018/12/14	40,000,000	2017/11/08
67534	SGA Societe Generale Acceptance N.V./SG Issuer	ABC R Bull CBBC Dec 2018 B	0.2500	3.0000	3.0800	2018/12/21	40,000,000	2017/11/08
67762	SGA Societe Generale Acceptance N.V./SG Issuer	CUni R Bull CBBC Sep 2018 A	0.2500	11.1800	11.3800	2018/09/27	40,000,000	2017/11/08
67541	SGA Societe Generale Acceptance N.V./SG Issuer	CKH R Bull CBBC Dec 2018 A	0.2500	88.50 per 100 units	90 per 100 units	2018/12/14	100,000,000	2017/11/08
67542	SGA Societe Generale Acceptance N.V./SG Issuer	CKH R Bull CBBC Dec 2018 B	0.2500	83.50 per 100 units	85 per 100 units	2018/12/21	100,000,000	2017/11/08
67746	SGA Societe Generale Acceptance N.V./SG Issuer	China Life R Bull CBBC May 2018 J	0.2500	27.1500	27.6500	2018/05/03	40,000,000	2017/11/08
67747	SGA Societe Generale Acceptance N.V./SG Issuer	China Life R Bull CBBC Sep 2018 C	0.2500	25.8000	26.3000	2018/09/05	40,000,000	2017/11/08
67755	SGA Societe Generale Acceptance N.V./SG Issuer	China Life R Bear CBBC Dec 2018 B	0.2500	33.50 per 100 units	33 per 100 units	2018/12/10	100,000,000	2017/11/08
67536	SGA Societe Generale Acceptance N.V./SG Issuer	CP&CC R Bull CBBC Nov 2018 B	0.2500	5.4500	5.6000	2018/11/23	40,000,000	2017/11/08
67537	SGA Societe Generale Acceptance N.V./SG Issuer	CP&CC R Bull CBBC Dec 2018 B	0.2500	4.5500	4.7000	2018/12/21	40,000,000	2017/11/08
67823	SGA Societe Generale Acceptance N.V./SG Issuer	Galaxy R Bull CBBC May 2018 D	0.2500	54.45 per 100 units	55.25 per 100 units	2018/05/28	80,000,000	2017/11/08
67764	SGA Societe Generale Acceptance N.V./SG Issuer	Galaxy R Bull CBBC Sep 2018 A	0.2500	52.80 per 100 units	53.60 per 100 units	2018/09/07	80,000,000	2017/11/08
67773	SGA Societe Generale Acceptance N.V./SG Issuer	HKEX R Bull CBBC Aug 2018 A	0.2500	219 per 100 units	221 per 100 units	2018/08/03	50,000,000	2017/11/08
67677	SGA Societe Generale Acceptance N.V./SG Issuer	HSI R Bull CBBC Apr 2019 N	0.2500	28,258 per 12,000 units	28,358 per 12,000 units	2019/04/29	200,000,000	2017/11/08
67699	SGA Societe Generale Acceptance N.V./SG Issuer	HSI R Bull CBBC Jul 2019 T	0.2500	28,408 per 10,000 units	28,508 per 10,000 units	2019/07/30	200,000,000	2017/11/08
67706	SGA Societe Generale Acceptance N.V./SG Issuer	HSI R Bull CBBC Aug 2019 D	0.2500	28,458 per 12,000 units	28,558 per 12,000 units	2019/08/29	200,000,000	2017/11/08
67676	SGA Societe Generale Acceptance N.V./SG Issuer	HSI R Bear CBBC Apr 2018 E	0.2500	28,788 per 12,000 units	28,688 per 12,000 units	2018/04/27	200,000,000	2017/11/08

Newly listed callable bull/bear contracts (continued)

Code	Issuer	Name of issue	Issue prices (HK\$)	Strike price (HKD)/Strike level per 10 units	Call price (HKD)/Call level per 10 units	Expiry date	No. of issue (units)	Listing date
67783	SGA Societe Generale Acceptance N.V./SG Issuer	Ping An R Bull CBBC Sep 2018 A	0.2500	69.65 per 100 units	70.25 per 100 units	2018/09/07	100,000,000	2017/11/08
67786	SGA Societe Generale Acceptance N.V./SG Issuer	Sands R Bull CBBC Sep 2018 C	0.2500	37.45 per 100 units	38.25 per 100 units	2018/09/14	60,000,000	2017/11/08
67543	SGA Societe Generale Acceptance N.V./SG Issuer	Sands R Bull CBBC Dec 2018 A	0.2500	26.20 per 100 units	27 per 100 units	2018/12/14	60,000,000	2017/11/08
67544	SGA Societe Generale Acceptance N.V./SG Issuer	Sands R Bear CBBC Dec 2018 A	0.2500	50.80 per 100 units	50 per 100 units	2018/12/21	60,000,000	2017/11/08
67787	SGA Societe Generale Acceptance N.V./SG Issuer	Sunny Optical R Bull CBBC Dec 2018 B	0.2500	107 per 100 units	111 per 100 units	2018/12/07	40,000,000	2017/11/08
67795	SGA Societe Generale Acceptance N.V./SG Issuer	Tencent R Bull CBBC Apr 2018 W	0.2500	357 per 100 units	359.80 per 100 units	2018/04/09	80,000,000	2017/11/08
67796	SGA Societe Generale Acceptance N.V./SG Issuer	Tencent R Bull CBBC Jun 2018 L	0.2500	353.20 per 100 units	356 per 100 units	2018/06/20	80,000,000	2017/11/08
67798	SGA Societe Generale Acceptance N.V./SG Issuer	Tencent R Bear CBBC Nov 2018 B	0.4450	401.80 per 100 units	399 per 100 units	2018/11/23	80,000,000	2017/11/08
67822	SGA Societe Generale Acceptance N.V./SG Issuer	Tencent R Bear CBBC Dec 2018 A	0.5100	407.80 per 100 units	405 per 100 units	2018/12/07	80,000,000	2017/11/08
67743	UBS AG	China Life R Bull CBBC May 2018 A	0.3200	24.5500	24.9500	2018/05/14	40,000,000	2017/11/08
67744	UBS AG	China Life R Bull CBBC Jul 2018 D	0.2500	25.4800	25.8800	2018/07/30	40,000,000	2017/11/08
67729	UBS AG	Galaxy Ent R Bull CBBC Jun 2018 C	0.2500	52.18 per 100 units	52.98 per 100 units	2018/06/19	40,000,000	2017/11/08
67725	UBS AG	HSI R Bull CBBC Apr 2019 O	0.2500	28,494 per 10,000 units	28,594 per 10,000 units	2019/04/29	200,000,000	2017/11/08
67728	UBS AG	HSI R Bull CBBC Apr 2019 P	0.2500	28,268 per 10,000 units	28,368 per 10,000 units	2019/04/29	200,000,000	2017/11/08
67618	UBS AG	HSI R Bear CBBC Feb 2018 J	0.2500	28,500 per 10,000 units	28,400 per 10,000 units	2018/02/27	200,000,000	2017/11/08
67620	UBS AG	HSI R Bear CBBC Feb 2018 O	0.2500	28,700 per 10,000 units	28,550 per 10,000 units	2018/02/27	250,000,000	2017/11/08
67615	UBS AG	HSI R Bear CBBC Mar 2018 H	0.2500	28,400 per 10,000 units	28,250 per 10,000 units	2018/03/28	250,000,000	2017/11/08
67619	UBS AG	HSI R Bear CBBC Mar 2018 I	0.2500	28,800 per 10,000 units	28,650 per 10,000 units	2018/03/28	250,000,000	2017/11/08
67731	UBS AG	Sands China R Bull CBBC Aug 2018 A	0.2500	35.48 per 100 units	36.28 per 100 units	2018/08/20	40,000,000	2017/11/08
67732	UBS AG	Tencent R Bull CBBC Mar 2018 K	0.2500	356.08 per 100 units	358.88 per 100 units	2018/03/19	50,000,000	2017/11/08
67737	UBS AG	Tencent R Bull CBBC Mar 2018 L	0.2500	349.38 per 100 units	351.88 per 100 units	2018/03/05	50,000,000	2017/11/08
67740	UBS AG	Tencent R Bear CBBC Apr 2018 C	0.4350	403 per 100 units	400 per 100 units	2018/04/23	50,000,000	2017/11/08
67947	Credit Suisse AG	China Life R Bull CBBC Nov 2018 A	0.2500	25.58 per 100 units	25.98 per 100 units	2018/11/30	100,000,000	2017/11/09
67968	Credit Suisse AG	CNOOC R Bull CBBC Aug 2018 A	0.2500	10.7000	10.9000	2018/08/16	50,000,000	2017/11/09
67966	Credit Suisse AG	China Shenhua R Bull CBBC Sep 2018 D	0.3200	16.1800	16.6800	2018/09/13	40,000,000	2017/11/09
67946	Credit Suisse AG	Galaxy Ent R Bull CBBC Jun 2018 I	0.2500	51.78 per 100 units	52.58 per 100 units	2018/06/07	50,000,000	2017/11/09
67950	Credit Suisse AG	HSBC R Bull CBBC Aug 2018 B	0.2500	71.52 per 100 units	72.52 per 100 units	2018/08/22	50,000,000	2017/11/09
67953	Credit Suisse AG	HSBC R Bull CBBC Sep 2018 A	0.2500	72.52 per 100 units	73.52 per 100 units	2018/09/20	50,000,000	2017/11/09
67994	Credit Suisse AG	HSBC R Bull CBBC Sep 2018 B	0.2500	74.84 per 100 units	75.84 per 100 units	2018/09/06	100,000,000	2017/11/09
67937	Credit Suisse AG	HSI R Bull CBBC May 2018 I	0.2500	28,400 per 12,000 units	28,550 per 12,000 units	2018/05/30	200,000,000	2017/11/09
67969	Credit Suisse AG	HSI R Bull CBBC Sep 2018 E	0.2500	28,100 per 12,000 units	28,250 per 12,000 units	2018/09/27	200,000,000	2017/11/09
67938	Credit Suisse AG	HSI R Bear CBBC Mar 2018 S	0.2500	29,000 per 12,000 units	28,850 per 12,000 units	2018/03/28	200,000,000	2017/11/09
67944	Credit Suisse AG	HSI R Bear CBBC Mar 2018 T	0.2500	29,300 per 12,000 units	29,150 per 12,000 units	2018/03/28	200,000,000	2017/11/09
67989	Credit Suisse AG	HSI R Bear CBBC Apr 2018 L	0.2500	28,619 per 10,000 units	28,519 per 10,000 units	2018/04/27	150,000,000	2017/11/09
67945	Credit Suisse AG	HSI R Bear CBBC May 2018 J	0.2500	29,600 per 12,000 units	29,450 per 12,000 units	2018/05/30	200,000,000	2017/11/09
67976	Credit Suisse AG	PetroChina R Bull CBBC Aug 2018 A	0.2500	5.1000	5.2500	2018/08/10	50,000,000	2017/11/09
67964	Credit Suisse AG	Ping An R Bull CBBC Aug 2018 N	0.2500	68.90 per 100 units	69.50 per 100 units	2018/08/09	70,000,000	2017/11/09
67971	Credit Suisse AG	Sands China R Bull CBBC Nov 2018 A	0.2500	36.98 per 100 units	37.78 per 100 units	2018/11/09	50,000,000	2017/11/09
67949	Credit Suisse AG	Tencent R Bull CBBC Jun 2018 Y	0.2500	359.38 per 100 units	362.18 per 100 units	2018/06/21	50,000,000	2017/11/09
68005	Credit Suisse AG	Tencent R Bull CBBC Jul 2018 T	0.2500	354.18 per 100 units	356.98 per 100 units	2018/07/19	50,000,000	2017/11/09
68257	Goldman Sachs Structured Products (Asia) Ltd.	China Life R Bull CBBC Jul 2018 B	0.2500	26.4800	26.8800	2018/07/09	80,000,000	2017/11/09
68170	Goldman Sachs Structured Products (Asia) Ltd.	HKEX R Bull CBBC Jul 2018 C	0.2500	221.78 per 100 units	223.78 per 100 units	2018/07/09	80,000,000	2017/11/09
68176	Goldman Sachs Structured Products (Asia) Ltd.	HSBC R Bull CBBC Sep 2018 C	0.2500	71 per 100 units	72 per 100 units	2018/09/03	80,000,000	2017/11/09

Newly listed callable bull/bear contracts (continued)

Code	Issuer	Name of issue	Issue prices (HK\$)	Strike price (HKD)/Strike level per 10 units	Call price (HKD)/Call level per 10 units	Expiry date	No. of issue (units)	Listing date
67936	Goldman Sachs Structured Products (Asia) Ltd.	HSI R Bull CBBC Aug 2019 H	0.2500	28,350 per 12,000 units	28,500 per 12,000 units	2019/08/29	200,000,000	2017/11/09
68079	Goldman Sachs Structured Products (Asia) Ltd.	HSI R Bear CBBC Mar 2018 S	0.2500	28,650 per 10,000 units	28,550 per 10,000 units	2018/03/28	200,000,000	2017/11/09
68152	Goldman Sachs Structured Products (Asia) Ltd.	Tencent R Bull CBBC Apr 2018 G	0.2500	356 per 100 units	358 per 100 units	2018/04/10	80,000,000	2017/11/09
68153	Goldman Sachs Structured Products (Asia) Ltd.	Tencent R Bull CBBC Apr 2018 H	0.2500	352 per 100 units	354 per 100 units	2018/04/10	80,000,000	2017/11/09
68154	Goldman Sachs Structured Products (Asia) Ltd.	Tencent R Bull CBBC Apr 2018 I	0.2500	359.78 per 100 units	361.78 per 100 units	2018/04/09	80,000,000	2017/11/09
68144	Goldman Sachs Structured Products (Asia) Ltd.	Tencent R Bear CBBC Apr 2018 M	0.2500	366 per 100 units	364 per 100 units	2018/04/06	80,000,000	2017/11/09
68182	Goldman Sachs Structured Products (Asia) Ltd.	Tencent R Bear CBBC Apr 2018 N	0.3050	392 per 100 units	390 per 100 units	2018/04/18	80,000,000	2017/11/09
67893	Hongkong and Shanghai Banking Corporation Ltd., The	CKH R Bull CBBC Oct 2018 A	0.2500	91.38 per 100 units	92.88 per 100 units	2018/10/31	40,000,000	2017/11/09
67897	Hongkong and Shanghai Banking Corporation Ltd., The	CKH R Bull CBBC Nov 2018 A	0.2500	81.38 per 100 units	82.88 per 100 units	2018/11/30	40,000,000	2017/11/09
67935	Hongkong and Shanghai Banking Corporation Ltd., The	China Life R Bull CBBC Jun 2018 B	0.2500	26.2800	26.6800	2018/06/22	40,000,000	2017/11/09
67918	Hongkong and Shanghai Banking Corporation Ltd., The	Sinopec Corp R Bull CBBC Jul 2018 A	0.2500	5.5300	5.6800	2018/07/31	50,000,000	2017/11/09
67914	Hongkong and Shanghai Banking Corporation Ltd., The	Sinopec Corp R Bear CBBC Oct 2018 A	0.2500	6.3300	6.1800	2018/10/31	40,000,000	2017/11/09
67927	Hongkong and Shanghai Banking Corporation Ltd., The	HKEX R Bull CBBC Sep 2018 F	0.2500	219.88 per 100 units	221.88 per 100 units	2018/09/21	50,000,000	2017/11/09
67930	Hongkong and Shanghai Banking Corporation Ltd., The	HSI R Bull CBBC Jul 2018 S	0.2500	28,348 per 15,000 units	28,498 per 15,000 units	2018/07/30	100,000,000	2017/11/09
67934	Hongkong and Shanghai Banking Corporation Ltd., The	Ping An R Bull CBBC Aug 2018 F	0.2500	69.38 per 100 units	70.08 per 100 units	2018/08/03	80,000,000	2017/11/09
67898	Hongkong and Shanghai Banking Corporation Ltd., The	SHK Ppt R Bull CBBC Dec 2018 A	0.2500	105.38 per 100 units	106.88 per 100 units	2018/12/24	40,000,000	2017/11/09
67923	Hongkong and Shanghai Banking Corporation Ltd., The	Tencent R Bull CBBC Jul 2018 W	0.2500	358.88 per 100 units	360.88 per 100 units	2018/07/09	60,000,000	2017/11/09
68027	J.P. Morgan Structured Products B.V.	China Mobile R Bull CBBC Nov 2018 B	0.2500	71.68 per 100 units	72.88 per 100 units	2018/11/16	100,000,000	2017/11/09
68029	J.P. Morgan Structured Products B.V.	China Life R Bull CBBC Dec 2018 C	0.2500	24.08 per 100 units	24.58 per 100 units	2018/12/21	200,000,000	2017/11/09
68063	J.P. Morgan Structured Products B.V.	Galaxy Ent R Bull CBBC May 2018 B	0.2500	52.08 per 100 units	52.88 per 100 units	2018/05/18	100,000,000	2017/11/09
68045	J.P. Morgan Structured Products B.V.	HKEX R Bull CBBC Feb 2018 K	0.2500	215.88 per 100 units	217.88 per 100 units	2018/02/15	40,000,000	2017/11/09
68061	J.P. Morgan Structured Products B.V.	HKEX R Bull CBBC Feb 2018 L	0.2500	221.78 per 100 units	223.78 per 100 units	2018/02/15	40,000,000	2017/11/09
68069	J.P. Morgan Structured Products B.V.	HSI R Bull CBBC Dec 2018 K	0.2500	28,350 per 10,000 units	28,500 per 10,000 units	2018/12/28	200,000,000	2017/11/09
68075	J.P. Morgan Structured Products B.V.	HSI R Bull CBBC Dec 2018 L	0.2500	28,050 per 10,000 units	28,200 per 10,000 units	2018/12/28	200,000,000	2017/11/09
68070	J.P. Morgan Structured Products B.V.	HSI R Bull CBBC Sep 2019 W	0.2500	28,258 per 10,000 units	28,358 per 10,000 units	2019/09/27	200,000,000	2017/11/09
68076	J.P. Morgan Structured Products B.V.	HSI R Bear CBBC Feb 2018 B	0.2500	28,648 per 10,000 units	28,548 per 10,000 units	2018/02/27	200,000,000	2017/11/09
68068	J.P. Morgan Structured Products B.V.	PetCh R Bull CBBC Jul 2018 A	0.2500	4.9300	5.0800	2018/07/20	100,000,000	2017/11/09
68124	Macquarie Bank Ltd.	China Life R Bull CBBC May 2018 A	0.6000	25.8800	26.3800	2018/05/31	17,000,000	2017/11/09
68138	Macquarie Bank Ltd.	China Life R Bear CBBC May 2018 A	0.7610	29.8800	29.3800	2018/05/31	13,500,000	2017/11/09
68122	Macquarie Bank Ltd.	Tencent R Bull CBBC May 2018 B	0.6770	357.88 per 100 units	359.88 per 100 units	2018/05/31	15,000,000	2017/11/09
68123	Macquarie Bank Ltd.	Tencent R Bull CBBC May 2018 C	0.7200	352.88 per 100 units	354.88 per 100 units	2018/05/31	14,000,000	2017/11/09
68141	Macquarie Bank Ltd.	Tencent R Bear CBBC May 2018 A	0.7600	372.88 per 100 units	370.18 per 100 units	2018/05/31	13,500,000	2017/11/09
68142	Macquarie Bank Ltd.	Tencent R Bear CBBC May 2018 B	0.8190	377.88 per 100 units	375.18 per 100 units	2018/05/31	12,500,000	2017/11/09
68143	Macquarie Bank Ltd.	Tencent R Bear CBBC May 2018 C	0.8770	382.88 per 100 units	380.18 per 100 units	2018/05/31	11,500,000	2017/11/09
68083	SGA Societe Generale Acceptance N.V./SG Issuer	CNOOC R Bull CBBC Aug 2018 A	0.2500	10.4600	10.6600	2018/08/06	40,000,000	2017/11/09
68085	SGA Societe Generale Acceptance N.V./SG Issuer	CNOOC R Bear CBBC Dec 2018 A	0.2500	12.5000	12.3000	2018/12/12	40,000,000	2017/11/09
68111	SGA Societe Generale Acceptance N.V./SG Issuer	HKEX R Bull CBBC Jul 2018 I	0.2500	221.60 per 100 units	223.60 per 100 units	2018/07/06	50,000,000	2017/11/09
68089	SGA Societe Generale Acceptance N.V./SG Issuer	HSBC R Bull CBBC Sep 2018 K	0.2500	74.80 per 100 units	75.80 per 100 units	2018/09/07	100,000,000	2017/11/09
68082	SGA Societe Generale Acceptance N.V./SG Issuer	HSI R Bull CBBC Aug 2019 E	0.2500	28,358 per 12,000 units	28,458 per 12,000 units	2019/08/29	200,000,000	2017/11/09
68080	SGA Societe Generale Acceptance N.V./SG Issuer	HSI R Bear CBBC Mar 2018 D	0.2500	28,638 per 12,000 units	28,538 per 12,000 units	2018/03/28	200,000,000	2017/11/09
68096	SGA Societe Generale Acceptance N.V./SG Issuer	PetroChina R Bull CBBC Aug 2018 C	0.2500	4.9500	5.1000	2018/08/03	40,000,000	2017/11/09
68103	SGA Societe Generale Acceptance N.V./SG Issuer	Tencent R Bull CBBC May 2018 A	0.2500	358.80 per 100 units	361.60 per 100 units	2018/05/07	80,000,000	2017/11/09
68109	SGA Societe Generale Acceptance N.V./SG Issuer	Tencent R Bull CBBC Oct 2018 A	0.2500	351.20 per 100 units	354 per 100 units	2018/10/26	80,000,000	2017/11/09

Newly listed callable bull/bear contracts (continued)

Code	Issuer	Name of issue	Issue prices (HK\$)	Strike price (HKD)/Strike level per 10 units	Call price (HKD)/Call level per 10 units	Expiry date	No. of issue (units)	Listing date
68110	SGA Societe Generale Acceptance N.V./SG Issuer	Tencent R Bear CBBC Dec 2018 B	0.5500	413.80 per 100 units	411 per 100 units	2018/12/28	80,000,000	2017/11/09
68239	UBS AG	CNOOC R Bull CBBC May 2018 A	0.2500	10.4000	10.6000	2018/05/07	40,000,000	2017/11/09
68240	UBS AG	CNOOC R Bull CBBC May 2018 B	0.2500	9.9800	10.1800	2018/05/21	40,000,000	2017/11/09
68010	UBS AG	HSI R Bull CBBC Dec 2018 V	0.2500	28,400 per 10,000 units	28,550 per 10,000 units	2018/12/28	250,000,000	2017/11/09
68013	UBS AG	HSI R Bull CBBC Dec 2018 W	0.2500	28,100 per 10,000 units	28,250 per 10,000 units	2018/12/28	250,000,000	2017/11/09
68018	UBS AG	HSI R Bear CBBC Mar 2018 J	0.2500	28,738 per 10,000 units	28,588 per 10,000 units	2018/03/28	250,000,000	2017/11/09
68019	UBS AG	HSI R Bear CBBC Mar 2018 K	0.2500	29,150 per 10,000 units	29,000 per 10,000 units	2018/03/28	250,000,000	2017/11/09
68226	UBS AG	Petrochina R Bull CBBC Jun 2018 A	0.2500	4.8800	5.0800	2018/06/11	40,000,000	2017/11/09
68205	UBS AG	Tencent R Bull CBBC Apr 2018 G	0.2500	358.58 per 100 units	361.38 per 100 units	2018/04/16	50,000,000	2017/11/09
68220	UBS AG	Tencent R Bull CBBC Apr 2018 H	0.2500	353.20 per 100 units	356 per 100 units	2018/04/09	50,000,000	2017/11/09
68366	BNP Paribas Issuance B.V.	HSI R Bull CBBC Nov 2018 L	0.2500	28,500 per 10,000 units	28,600 per 10,000 units	2018/11/29	250,000,000	2017/11/10
68367	BNP Paribas Issuance B.V.	Tencent R Bull CBBC Sep 2018 A	0.2500	358 per 100 units	360 per 100 units	2018/09/27	50,000,000	2017/11/10
68389	BNP Paribas Issuance B.V.	Tencent R Bull CBBC Sep 2018 B	0.2500	363 per 100 units	365 per 100 units	2018/09/27	50,000,000	2017/11/10
68445	Credit Suisse AG	ABC R Bull CBBC Sep 2018 D	0.2500	3.5700	3.6500	2018/09/21	100,000,000	2017/11/10
68438	Credit Suisse AG	ABC R Bull CBBC Oct 2018 C	0.2500	3.3400	3.4200	2018/10/05	70,000,000	2017/11/10
68460	Credit Suisse AG	Sinopec Corp R Bull CBBC Oct 2018 B	0.2500	5.5000	5.6500	2018/10/19	70,000,000	2017/11/10
68459	Credit Suisse AG	China Shenhua R Bull CBBC Sep 2018 E	0.2500	18.7800	19.2800	2018/09/21	40,000,000	2017/11/10
68437	Credit Suisse AG	HSI R Bull CBBC Sep 2018 Z	0.2500	28,456 per 12,000 units	28,606 per 12,000 units	2018/09/27	200,000,000	2017/11/10
68400	Credit Suisse AG	HSI R Bear CBBC Mar 2018 U	0.2500	28,728 per 12,000 units	28,578 per 12,000 units	2018/03/28	200,000,000	2017/11/10
68405	Credit Suisse AG	HSI R Bear CBBC Mar 2018 V	0.2500	29,100 per 12,000 units	28,950 per 12,000 units	2018/03/28	200,000,000	2017/11/10
68413	Credit Suisse AG	HSI R Bear CBBC Mar 2018 W	0.2500	29,400 per 12,000 units	29,250 per 12,000 units	2018/03/28	200,000,000	2017/11/10
68430	Credit Suisse AG	HSI R Bear CBBC May 2018 K	0.2500	29,700 per 12,000 units	29,550 per 12,000 units	2018/05/30	200,000,000	2017/11/10
68466	Credit Suisse AG	Tencent R Bull CBBC Aug 2018 B	0.2500	365.18 per 100 units	367.98 per 100 units	2018/08/03	50,000,000	2017/11/10
68465	Credit Suisse AG	Tencent R Bear CBBC Jun 2018 D	0.5000	413.28 per 100 units	410.28 per 100 units	2018/06/22	50,000,000	2017/11/10
68361	The Bank of East Asia, Ltd.	ABC R Bull CBBC Dec 2018 A	0.2500	3.5000	3.5800	2018/12/28	40,000,000	2017/11/10
68354	The Bank of East Asia, Ltd.	CKH R Bull CBBC Dec 2018 A	0.2500	97.38 per 100 units	98.88 per 100 units	2018/12/28	40,000,000	2017/11/10
68355	The Bank of East Asia, Ltd.	Sinopec Corp R Bull CBBC Dec 2018 A	0.2500	5.4500	5.6000	2018/12/28	40,000,000	2017/11/10
68356	The Bank of East Asia, Ltd.	China Shenhua R Bull CBBC Dec 2018 A	0.3500	18.5000	19.0000	2018/12/28	30,000,000	2017/11/10
68343	The Bank of East Asia, Ltd.	HKEX R Bull CBBC Sep 2018 A	0.2500	216.28 per 100 units	218.28 per 100 units	2018/09/28	40,000,000	2017/11/10
68349	The Bank of East Asia, Ltd.	HKEX R Bull CBBC Sep 2018 B	0.2500	221.08 per 100 units	223.08 per 100 units	2018/09/28	40,000,000	2017/11/10
68341	The Bank of East Asia, Ltd.	Sands China R Bull CBBC May 2018 A	0.6800	35.5800	36.3800	2018/05/25	15,000,000	2017/11/10
68352	The Bank of East Asia, Ltd.	Tencent R Bull CBBC Sep 2018 A	0.2500	361.48 per 100 units	364.28 per 100 units	2018/09/28	40,000,000	2017/11/10
68573	Goldman Sachs Structured Products (Asia) Ltd.	HSBC R Bull CBBC Sep 2018 D	0.2500	73 per 100 units	74 per 100 units	2018/09/05	80,000,000	2017/11/10
68629	Goldman Sachs Structured Products (Asia) Ltd.	HSI R Bull CBBC Mar 2018 R	0.2500	28,450 per 10,000 units	28,550 per 10,000 units	2018/03/28	200,000,000	2017/11/10
68260	Goldman Sachs Structured Products (Asia) Ltd.	HSI R Bear CBBC Mar 2018 T	0.2500	28,750 per 10,000 units	28,650 per 10,000 units	2018/03/28	200,000,000	2017/11/10
68569	Goldman Sachs Structured Products (Asia) Ltd.	Tencent R Bull CBBC Mar 2018 L	0.2500	365.98 per 100 units	367.98 per 100 units	2018/03/12	80,000,000	2017/11/10
68575	Goldman Sachs Structured Products (Asia) Ltd.	Tencent R Bull CBBC Mar 2018 M	0.2500	362 per 100 units	364 per 100 units	2018/03/15	80,000,000	2017/11/10
68580	Goldman Sachs Structured Products (Asia) Ltd.	Tencent R Bull CBBC Mar 2018 N	0.2500	364 per 100 units	366 per 100 units	2018/03/13	80,000,000	2017/11/10
68568	Goldman Sachs Structured Products (Asia) Ltd.	Tencent R Bear CBBC Mar 2018 O	0.2500	370.08 per 100 units	368.08 per 100 units	2018/03/09	80,000,000	2017/11/10
68331	Hongkong and Shanghai Banking Corporation Ltd., The	ABC R Bull CBBC Sep 2018 A	0.2500	3.3000	3.3800	2018/09/28	80,000,000	2017/11/10
68311	Hongkong and Shanghai Banking Corporation Ltd., The	ABC R Bear CBBC Nov 2018 A	0.2500	4.1600	4.0800	2018/11/30	40,000,000	2017/11/10
68303	Hongkong and Shanghai Banking Corporation Ltd., The	CUni R Bull CBBC Aug 2018 F	0.2500	10.8800	11.0800	2018/08/20	40,000,000	2017/11/10
68290	Hongkong and Shanghai Banking Corporation Ltd., The	CNOOC R Bull CBBC Jun 2018 A	0.2500	10.3800	10.5800	2018/06/29	50,000,000	2017/11/10

Newly listed callable bull/bear contracts (continued)

Code	Issuer	Name of issue	Issue prices (HK\$)	Strike price (HKD)/Strike level per 10 units	Call price (HKD)/Call level per 10 units	Expiry date	No. of issue (units)	Listing date
68263	Hongkong and Shanghai Banking Corporation Ltd., The	HKEX R Bull CBBC Sep 2018 G	0.2500	221.78 per 100 units	223.78 per 100 units	2018/09/14	50,000,000	2017/11/10
68306	Hongkong and Shanghai Banking Corporation Ltd., The	PetCh R Bull CBBC Sep 2018 A	0.2500	5.0300	5.1800	2018/09/28	80,000,000	2017/11/10
68308	Hongkong and Shanghai Banking Corporation Ltd., The	Sands China R Bull CBBC Sep 2018 A	0.2500	32.48 per 100 units	33.28 per 100 units	2018/09/28	80,000,000	2017/11/10
68304	Hongkong and Shanghai Banking Corporation Ltd., The	Sands China R Bear CBBC Oct 2018 A	0.2500	43.48 per 100 units	42.68 per 100 units	2018/10/31	40,000,000	2017/11/10
68267	Hongkong and Shanghai Banking Corporation Ltd., The	Tencent R Bull CBBC Jun 2018 F	0.2500	364.88 per 100 units	366.88 per 100 units	2018/06/22	60,000,000	2017/11/10
68272	Hongkong and Shanghai Banking Corporation Ltd., The	Tencent R Bear CBBC Aug 2018 L	0.5000	412.88 per 100 units	410.88 per 100 units	2018/08/20	40,000,000	2017/11/10
68534	J.P. Morgan Structured Products B.V.	HSI R Bull CBBC Sep 2019 X	0.2500	28,506 per 10,000 units	28,606 per 10,000 units	2019/09/27	200,000,000	2017/11/10
68564	J.P. Morgan Structured Products B.V.	HSI R Bear CBBC Mar 2018 B	0.2500	30,250 per 10,000 units	30,100 per 10,000 units	2018/03/28	200,000,000	2017/11/10
68545	J.P. Morgan Structured Products B.V.	Tencent R Bull CBBC Feb 2018 T	0.2500	365.18 per 100 units	367.98 per 100 units	2018/02/15	50,000,000	2017/11/10
68547	J.P. Morgan Structured Products B.V.	Tencent R Bull CBBC Feb 2018 U	0.2500	350.08 per 100 units	352.88 per 100 units	2018/02/15	50,000,000	2017/11/10
68555	J.P. Morgan Structured Products B.V.	Tencent R Bull CBBC Mar 2018 G	0.2500	355.08 per 100 units	357.88 per 100 units	2018/03/16	50,000,000	2017/11/10
68556	J.P. Morgan Structured Products B.V.	Tencent R Bull CBBC Mar 2018 H	0.2500	349.08 per 100 units	351.88 per 100 units	2018/03/16	50,000,000	2017/11/10
68558	J.P. Morgan Structured Products B.V.	Tencent R Bear CBBC Mar 2018 M	0.2500	388.88 per 100 units	386.08 per 100 units	2018/03/16	40,000,000	2017/11/10
68559	J.P. Morgan Structured Products B.V.	Tencent R Bear CBBC Apr 2018 O	0.3400	400.88 per 100 units	398.08 per 100 units	2018/04/20	40,000,000	2017/11/10
68474	Macquarie Bank Ltd.	CKH R Bull CBBC Jul 2018 A	0.2660	92.88 per 100 units	94.88 per 100 units	2018/07/30	38,000,000	2017/11/10
68480	Macquarie Bank Ltd.	CM Bank R Bull CBBC Jul 2018 A	0.7220	28.4800	28.9800	2018/07/30	14,000,000	2017/11/10
68485	Macquarie Bank Ltd.	HKEX R Bull CBBC Sep 2018 G	0.5060	214.50 per 100 units	216.50 per 100 units	2018/09/28	20,000,000	2017/11/10
68490	Macquarie Bank Ltd.	HKEX R Bull CBBC Sep 2018 H	0.5120	218.50 per 100 units	220.50 per 100 units	2018/09/27	20,000,000	2017/11/10
68471	Macquarie Bank Ltd.	Tencent R Bull CBBC May 2018 D	0.6760	362.88 per 100 units	364.88 per 100 units	2018/05/31	15,000,000	2017/11/10
68473	Macquarie Bank Ltd.	Tencent R Bear CBBC May 2018 D	0.8680	387.88 per 100 units	385.18 per 100 units	2018/05/31	12,000,000	2017/11/10
68391	SGA Societe Generale Acceptance N.V./SG Issuer	China Life R Bull CBBC Jul 2018 C	0.2500	26.5500	26.9500	2018/07/06	40,000,000	2017/11/10
68612	SGA Societe Generale Acceptance N.V./SG Issuer	HSBC R Bull CBBC Sep 2018 L	0.2500	71 per 100 units	72 per 100 units	2018/09/21	100,000,000	2017/11/10
68392	SGA Societe Generale Acceptance N.V./SG Issuer	HSBC R Bear CBBC Apr 2018 A	0.2500	80.50 per 100 units	79.30 per 100 units	2018/04/09	100,000,000	2017/11/10
68602	SGA Societe Generale Acceptance N.V./SG Issuer	HSI R Bear CBBC Mar 2018 G	0.2500	28,838 per 10,000 units	28,738 per 10,000 units	2018/03/28	200,000,000	2017/11/10
68622	SGA Societe Generale Acceptance N.V./SG Issuer	Tencent R Bull CBBC Apr 2018 X	0.2500	365 per 100 units	367.80 per 100 units	2018/04/11	80,000,000	2017/11/10
68623	SGA Societe Generale Acceptance N.V./SG Issuer	Tencent R Bull CBBC Jul 2018 M	0.2500	361.20 per 100 units	364 per 100 units	2018/07/20	80,000,000	2017/11/10
68499	UBS AG	HSI R Bull CBBC Oct 2018 Y	0.2500	28,456 per 10,000 units	28,606 per 10,000 units	2018/10/30	250,000,000	2017/11/10
68500	UBS AG	HSI R Bear CBBC Feb 2018 Q	0.2500	29,250 per 10,000 units	29,100 per 10,000 units	2018/02/27	250,000,000	2017/11/10
68501	UBS AG	HSI R Bear CBBC Feb 2018 R	0.2500	28,838 per 10,000 units	28,688 per 10,000 units	2018/02/27	250,000,000	2017/11/10
68518	UBS AG	Sands China R Bull CBBC Aug 2018 B	0.2500	36.58 per 100 units	37.38 per 100 units	2018/08/13	40,000,000	2017/11/10
68513	UBS AG	Sands China R Bull CBBC Sep 2018 A	0.2500	34.08 per 100 units	34.88 per 100 units	2018/09/17	40,000,000	2017/11/10
68519	UBS AG	Sands China R Bear CBBC Apr 2018 A	0.2500	45.80 per 100 units	45 per 100 units	2018/04/23	40,000,000	2017/11/10
68531	UBS AG	Tencent R Bull CBBC Apr 2018 I	0.2500	364.18 per 100 units	366.98 per 100 units	2018/04/23	50,000,000	2017/11/10
68533	UBS AG	Tencent R Bull CBBC Jul 2018 J	0.2500	351.18 per 100 units	353.98 per 100 units	2018/07/23	50,000,000	2017/11/10
68657	BNP Paribas Issuance B.V.	HSI R Bull CBBC Nov 2018 M	0.2500	28,100 per 10,000 units	28,200 per 10,000 units	2018/11/29	250,000,000	2017/11/13
68658	BNP Paribas Issuance B.V.	HSI R Bull CBBC Nov 2018 N	0.2500	28,200 per 10,000 units	28,300 per 10,000 units	2018/11/29	250,000,000	2017/11/13
68825	BNP Paribas Issuance B.V.	HSI R Bear CBBC Mar 2018 W	0.2500	28,600 per 10,000 units	28,500 per 10,000 units	2018/03/28	250,000,000	2017/11/13
68837	BNP Paribas Issuance B.V.	HSI R Bear CBBC Mar 2018 X	0.2500	28,700 per 10,000 units	28,600 per 10,000 units	2018/03/28	250,000,000	2017/11/13
68870	BNP Paribas Issuance B.V.	Tencent R Bull CBBC Sep 2018 C	0.2500	358 per 100 units	360 per 100 units	2018/09/27	50,000,000	2017/11/13
68872	BNP Paribas Issuance B.V.	Tencent R Bull CBBC Sep 2018 D	0.2500	363 per 100 units	365 per 100 units	2018/09/27	50,000,000	2017/11/13
68882	BNP Paribas Issuance B.V.	Tencent R Bull CBBC Sep 2018 E	0.2500	368 per 100 units	370 per 100 units	2018/09/27	50,000,000	2017/11/13
68897	BNP Paribas Issuance B.V.	Tencent R Bear CBBC Apr 2018 C	0.3500	407 per 100 units	405 per 100 units	2018/04/27	50,000,000	2017/11/13
68905	BNP Paribas Issuance B.V.	Tencent R Bear CBBC Apr 2018 H	0.5000	422 per 100 units	420 per 100 units	2018/04/27	50,000,000	2017/11/13

Newly listed callable bull/bear contracts (continued)

Code	Issuer	Name of issue	Issue prices (HK\$)	Strike price (HKD)/Strike level per 10 units	Call price (HKD)/Call level per 10 units	Expiry date	No. of issue (units)	Listing date
68903	BNP Paribas Issuance B.V.	Tencent R Bear CBBC Apr 2018 I	0.4000	412 per 100 units	410 per 100 units	2018/04/27	50,000,000	2017/11/13
68904	BNP Paribas Issuance B.V.	Tencent R Bear CBBC Apr 2018 Q	0.4500	417 per 100 units	415 per 100 units	2018/04/27	50,000,000	2017/11/13
68893	BNP Paribas Issuance B.V.	Tencent R Bear CBBC Apr 2018 X	0.2500	377 per 100 units	375 per 100 units	2018/04/27	50,000,000	2017/11/13
69027	Credit Suisse AG	HSI R Bull CBBC May 2018 J	0.2500	28,200 per 10,000 units	28,400 per 10,000 units	2018/05/30	200,000,000	2017/11/13
69031	Credit Suisse AG	HSI R Bull CBBC Aug 2018 A	0.2500	28,100 per 10,000 units	28,200 per 10,000 units	2018/08/30	150,000,000	2017/11/13
69079	Credit Suisse AG	HSI R Bear CBBC Mar 2018 X	0.2500	29,500 per 12,000 units	29,350 per 12,000 units	2018/03/28	200,000,000	2017/11/13
69097	Credit Suisse AG	HSI R Bear CBBC Mar 2018 Y	0.2500	29,200 per 12,000 units	29,050 per 12,000 units	2018/03/28	200,000,000	2017/11/13
69069	Credit Suisse AG	HSI R Bear CBBC May 2018 L	0.2500	29,800 per 12,000 units	29,650 per 12,000 units	2018/05/30	200,000,000	2017/11/13
69036	Credit Suisse AG	Sunny Optical R Bull CBBC Jul 2018 A	0.2500	114.88 per 100 units	118.88 per 100 units	2018/07/12	40,000,000	2017/11/13
69047	Credit Suisse AG	Tencent R Bull CBBC Sep 2018 B	0.2500	374.18 per 100 units	376.98 per 100 units	2018/09/14	50,000,000	2017/11/13
69060	Credit Suisse AG	Tencent R Bull CBBC Sep 2018 C	0.2500	362.28 per 100 units	365.08 per 100 units	2018/09/07	50,000,000	2017/11/13
69038	Credit Suisse AG	Tencent R Bull CBBC Oct 2018 A	0.2500	368.18 per 100 units	370.98 per 100 units	2018/10/19	50,000,000	2017/11/13
69099	Credit Suisse AG	Tencent R Bear CBBC Jun 2018 E	0.3400	408.08 per 100 units	405.08 per 100 units	2018/06/29	50,000,000	2017/11/13
69037	Credit Suisse AG	Tencent R Bear CBBC Oct 2018 A	0.5000	423.28 per 100 units	420.28 per 100 units	2018/10/11	50,000,000	2017/11/13
68868	The Bank of East Asia, Ltd.	CPIC R Bull CBBC Aug 2018 A	0.6800	35.2800	35.8800	2018/08/30	15,000,000	2017/11/13
68869	The Bank of East Asia, Ltd.	ICBC R Bull CBBC Aug 2018 B	0.2500	5.7200	5.8200	2018/08/30	60,000,000	2017/11/13
68863	The Bank of East Asia, Ltd.	Sunny Optical R Bull CBBC Aug 2018 B	0.2500	114.88 per 100 units	118.88 per 100 units	2018/08/30	40,000,000	2017/11/13
68866	The Bank of East Asia, Ltd.	Tencent R Bull CBBC Aug 2018 L	0.2500	367.48 per 100 units	370.28 per 100 units	2018/08/30	40,000,000	2017/11/13
68949	The Bank of East Asia, Ltd.	Tencent R Bull CBBC Aug 2018 M	0.2500	374.08 per 100 units	376.88 per 100 units	2018/08/30	40,000,000	2017/11/13
68976	The Bank of East Asia, Ltd.	Tencent R Bear CBBC Aug 2018 B	0.2600	402.88 per 100 units	400.08 per 100 units	2018/08/30	40,000,000	2017/11/13
69177	Goldman Sachs Structured Products (Asia) Ltd.	HSBC R Bull CBBC Sep 2018 E	0.2500	69 per 100 units	70 per 100 units	2018/09/17	80,000,000	2017/11/13
68649	Goldman Sachs Structured Products (Asia) Ltd.	HSI R Bull CBBC Mar 2019 Q	0.2500	28,350 per 10,000 units	28,450 per 10,000 units	2019/03/28	200,000,000	2017/11/13
68651	Goldman Sachs Structured Products (Asia) Ltd.	HSI R Bull CBBC Mar 2019 R	0.2500	28,250 per 10,000 units	28,350 per 10,000 units	2019/03/28	200,000,000	2017/11/13
68652	Goldman Sachs Structured Products (Asia) Ltd.	HSI R Bull CBBC Mar 2019 S	0.2500	28,100 per 10,000 units	28,200 per 10,000 units	2019/03/28	200,000,000	2017/11/13
68638	Goldman Sachs Structured Products (Asia) Ltd.	HSI R Bull CBBC Apr 2019 X	0.2500	28,503 per 10,000 units	28,603 per 10,000 units	2019/04/29	200,000,000	2017/11/13
68858	Goldman Sachs Structured Products (Asia) Ltd.	HSI R Bear CBBC Mar 2018 U	0.2500	28,537 per 10,000 units	28,437 per 10,000 units	2018/03/28	200,000,000	2017/11/13
69167	Goldman Sachs Structured Products (Asia) Ltd.	Tencent R Bull CBBC Mar 2018 O	0.2500	374.98 per 100 units	376.98 per 100 units	2018/03/16	80,000,000	2017/11/13
69168	Goldman Sachs Structured Products (Asia) Ltd.	Tencent R Bull CBBC Mar 2018 P	0.2500	372 per 100 units	374 per 100 units	2018/03/16	80,000,000	2017/11/13
69176	Goldman Sachs Structured Products (Asia) Ltd.	Tencent R Bull CBBC Mar 2018 R	0.2500	368 per 100 units	370 per 100 units	2018/03/16	80,000,000	2017/11/13
68841	Goldman Sachs Structured Products (Asia) Ltd.	Tencent R Bear CBBC Mar 2018 P	0.2500	372.68 per 100 units	370.68 per 100 units	2018/03/15	80,000,000	2017/11/13
68843	Goldman Sachs Structured Products (Asia) Ltd.	Tencent R Bear CBBC Mar 2018 Q	0.2500	376 per 100 units	374 per 100 units	2018/03/15	80,000,000	2017/11/13
68845	Goldman Sachs Structured Products (Asia) Ltd.	Tencent R Bear CBBC Mar 2018 R	0.2500	380 per 100 units	378 per 100 units	2018/03/16	80,000,000	2017/11/13
68855	Goldman Sachs Structured Products (Asia) Ltd.	Tencent R Bear CBBC Mar 2018 S	0.3240	402 per 100 units	400 per 100 units	2018/03/16	80,000,000	2017/11/13
68857	Goldman Sachs Structured Products (Asia) Ltd.	Tencent R Bear CBBC Mar 2018 T	0.4150	412 per 100 units	410 per 100 units	2018/03/12	80,000,000	2017/11/13
68911	Hongkong and Shanghai Banking Corporation Ltd., The	AAC Tech R Bull CBBC Aug 2018 F	0.2500	141.88 per 100 units	144.88 per 100 units	2018/08/31	40,000,000	2017/11/13
68787	Hongkong and Shanghai Banking Corporation Ltd., The	BOC HK R Bull CBBC Oct 2018 A	0.2500	32.78 per 100 units	33.28 per 100 units	2018/10/31	80,000,000	2017/11/13
68812	Hongkong and Shanghai Banking Corporation Ltd., The	BYD Company R Bull CBBC Jul 2018 A	0.2500	56.68 per 100 units	59.68 per 100 units	2018/07/31	50,000,000	2017/11/13
68772	Hongkong and Shanghai Banking Corporation Ltd., The	Country Garden R Bull CBBC Jun 2018 A	0.2500	9.7800	10.1800	2018/06/29	40,000,000	2017/11/13
68808	Hongkong and Shanghai Banking Corporation Ltd., The	CPIC R Bull CBBC Jul 2018 A	0.2500	32.28 per 100 units	33.28 per 100 units	2018/07/31	80,000,000	2017/11/13
68795	Hongkong and Shanghai Banking Corporation Ltd., The	HKEX R Bull CBBC Sep 2018 H	0.2500	216.88 per 100 units	218.88 per 100 units	2018/09/28	50,000,000	2017/11/13
68746	Hongkong and Shanghai Banking Corporation Ltd., The	HSI R Bear CBBC Apr 2018 J	0.2500	28,638 per 15,000 units	28,488 per 15,000 units	2018/04/27	100,000,000	2017/11/13
68813	Hongkong and Shanghai Banking Corporation Ltd., The	Meitu R Bull CBBC Jul 2018 A	0.2500	9.5800	10.0800	2018/07/31	40,000,000	2017/11/13
68823	Hongkong and Shanghai Banking Corporation Ltd., The	SUNAC R Bull CBBC Oct 2018 A	0.2500	29.18 per 100 units	30.68 per 100 units	2018/10/31	80,000,000	2017/11/13

Newly listed callable bull/bear contracts (continued)

Code	Issuer	Name of issue	Issue prices (HK\$)	Strike price (HKD)/Strike level per 10 units	Call price (HKD)/Call level per 10 units	Expiry date	No. of issue (units)	Listing date
68755	Hongkong and Shanghai Banking Corporation Ltd., The	Tencent R Bull CBBC Jun 2018 G	0.2500	355.88 per 100 units	357.88 per 100 units	2018/06/19	60,000,000	2017/11/13
68782	Hongkong and Shanghai Banking Corporation Ltd., The	Tencent R Bull CBBC Jun 2018 H	0.2500	361.88 per 100 units	363.88 per 100 units	2018/06/12	60,000,000	2017/11/13
68908	Hongkong and Shanghai Banking Corporation Ltd., The	Tencent R Bull CBBC Jun 2018 I	0.2500	369.88 per 100 units	371.88 per 100 units	2018/06/08	60,000,000	2017/11/13
68927	Hongkong and Shanghai Banking Corporation Ltd., The	Tencent R Bull CBBC Jun 2018 J	0.2500	374.98 per 100 units	376.98 per 100 units	2018/06/04	60,000,000	2017/11/13
68910	Hongkong and Shanghai Banking Corporation Ltd., The	Tencent R Bear CBBC Aug 2018 M	0.5000	422.88 per 100 units	420.88 per 100 units	2018/08/31	40,000,000	2017/11/13
68718	Haitong International Securities Co. Ltd.	BOC HK R Bull CBBC Aug 2018 A	0.3410	34.4000	34.8000	2018/08/02	30,000,000	2017/11/13
68693	Haitong International Securities Co. Ltd.	BYD Company R Bull CBBC Jul 2018 A	0.2500	60.80 per 100 units	63.80 per 100 units	2018/07/16	60,000,000	2017/11/13
68694	Haitong International Securities Co. Ltd.	BYD Company R Bull CBBC Jul 2018 B	0.2500	56.80 per 100 units	59.80 per 100 units	2018/07/17	60,000,000	2017/11/13
68709	Haitong International Securities Co. Ltd.	Country Garden R Bull CBBC Aug 2018 A	0.2500	11.0000	11.5800	2018/08/06	40,000,000	2017/11/13
68716	Haitong International Securities Co. Ltd.	Country Garden R Bull CBBC Aug 2018 B	0.2500	10.3000	10.8800	2018/08/07	40,000,000	2017/11/13
68728	Haitong International Securities Co. Ltd.	CPIC R Bull CBBC Aug 2018 A	0.2500	35 per 100 units	35.80 per 100 units	2018/08/20	100,000,000	2017/11/13
68695	Haitong International Securities Co. Ltd.	Meitu R Bull CBBC Aug 2018 A	0.2500	10.4000	10.8800	2018/08/15	40,000,000	2017/11/13
68699	Haitong International Securities Co. Ltd.	Meitu R Bull CBBC Aug 2018 B	0.2500	9.5000	10.0800	2018/08/16	40,000,000	2017/11/13
68705	Haitong International Securities Co. Ltd.	SUNAC R Bull CBBC Aug 2018 A	0.8330	29.0000	30.8000	2018/08/17	25,000,000	2017/11/13
68706	Haitong International Securities Co. Ltd.	SUNAC R Bull CBBC Aug 2018 B	0.5350	32.0000	33.8000	2018/08/20	25,000,000	2017/11/13
68729	Haitong International Securities Co. Ltd.	Tencent R Bull CBBC Jun 2018 J	0.2500	352.80 per 100 units	355.80 per 100 units	2018/06/20	40,000,000	2017/11/13
68730	Haitong International Securities Co. Ltd.	Tencent R Bull CBBC Jun 2018 K	0.2500	360.80 per 100 units	363.80 per 100 units	2018/06/21	40,000,000	2017/11/13
68739	Haitong International Securities Co. Ltd.	Tencent R Bear CBBC May 2018 A	0.2500	384 per 100 units	381 per 100 units	2018/05/02	40,000,000	2017/11/13
69241	J.P. Morgan Structured Products B.V.	BYD Company R Bull CBBC Apr 2018 A	0.2500	63.58 per 100 units	64.88 per 100 units	2018/04/20	80,000,000	2017/11/13
69205	J.P. Morgan Structured Products B.V.	China Life R Bull CBBC Dec 2018 D	0.2500	23.08 per 100 units	23.58 per 100 units	2018/12/21	300,000,000	2017/11/13
69243	J.P. Morgan Structured Products B.V.	CPIC R Bull CBBC Sep 2018 A	0.2600	35.08 per 100 units	35.88 per 100 units	2018/09/21	150,000,000	2017/11/13
69183	J.P. Morgan Structured Products B.V.	HSI R Bull CBBC Nov 2018 U	0.2500	28,458 per 10,000 units	28,558 per 10,000 units	2018/11/29	200,000,000	2017/11/13
69184	J.P. Morgan Structured Products B.V.	HSI R Bull CBBC Dec 2018 M	0.2500	28,250 per 10,000 units	28,400 per 10,000 units	2018/12/28	200,000,000	2017/11/13
69230	J.P. Morgan Structured Products B.V.	HSI R Bear CBBC Feb 2018 A	0.2500	28,748 per 10,000 units	28,648 per 10,000 units	2018/02/27	200,000,000	2017/11/13
69236	J.P. Morgan Structured Products B.V.	HSI R Bear CBBC Feb 2018 D	0.2500	28,548 per 10,000 units	28,448 per 10,000 units	2018/02/27	200,000,000	2017/11/13
69240	J.P. Morgan Structured Products B.V.	HSI R Bear CBBC Mar 2018 C	0.2500	30,450 per 10,000 units	30,300 per 10,000 units	2018/03/28	200,000,000	2017/11/13
69255	J.P. Morgan Structured Products B.V.	Tencent R Bull CBBC Feb 2018 V	0.2500	374.18 per 100 units	376.98 per 100 units	2018/02/15	50,000,000	2017/11/13
69268	J.P. Morgan Structured Products B.V.	Tencent R Bull CBBC Feb 2018 W	0.2500	368.08 per 100 units	370.88 per 100 units	2018/02/15	50,000,000	2017/11/13
69190	J.P. Morgan Structured Products B.V.	Tencent R Bull CBBC Apr 2018 E	0.2500	362.08 per 100 units	364.88 per 100 units	2018/04/20	50,000,000	2017/11/13
69245	J.P. Morgan Structured Products B.V.	Tencent R Bear CBBC Apr 2018 P	0.2500	394.88 per 100 units	392.08 per 100 units	2018/04/20	40,000,000	2017/11/13
69248	J.P. Morgan Structured Products B.V.	Tencent R Bear CBBC Apr 2018 Q	0.3650	412.88 per 100 units	410.08 per 100 units	2018/04/20	40,000,000	2017/11/13
69254	J.P. Morgan Structured Products B.V.	Tencent R Bear CBBC Apr 2018 R	0.4850	424.88 per 100 units	422.08 per 100 units	2018/04/20	40,000,000	2017/11/13
68996	Macquarie Bank Ltd.	HSI R Bull CBBC Dec 2018 A	0.2500	28,008 per 10,000 units	28,108 per 10,000 units	2018/12/28	40,000,000	2017/11/13
69000	Macquarie Bank Ltd.	HSI R Bull CBBC Dec 2018 B	0.2500	27,958 per 10,000 units	28,058 per 10,000 units	2018/12/28	40,000,000	2017/11/13
68988	Macquarie Bank Ltd.	HSI R Bear CBBC Nov 2018 C	0.2500	29,088 per 10,000 units	28,988 per 10,000 units	2018/11/29	40,000,000	2017/11/13
68990	Macquarie Bank Ltd.	HSI R Bear CBBC Dec 2018 A	0.2500	29,188 per 10,000 units	29,088 per 10,000 units	2018/12/28	40,000,000	2017/11/13
68993	Macquarie Bank Ltd.	HSI R Bear CBBC Dec 2018 B	0.2500	29,288 per 10,000 units	29,188 per 10,000 units	2018/12/28	40,000,000	2017/11/13
68978	Macquarie Bank Ltd.	Tencent R Bull CBBC May 2018 E	0.6990	362.88 per 100 units	364.88 per 100 units	2018/05/31	15,000,000	2017/11/13
68983	Macquarie Bank Ltd.	Tencent R Bull CBBC May 2018 F	0.6550	367.88 per 100 units	369.88 per 100 units	2018/05/31	16,000,000	2017/11/13
68984	Macquarie Bank Ltd.	Tencent R Bear CBBC May 2018 E	0.8290	387.88 per 100 units	385.18 per 100 units	2018/05/31	13,000,000	2017/11/13
68985	Macquarie Bank Ltd.	Tencent R Bear CBBC May 2018 F	0.8870	392.88 per 100 units	390.18 per 100 units	2018/05/31	12,000,000	2017/11/13
69110	SGA Societe Generale Acceptance N.V./SG Issuer	AAC Tech R Bull CBBC Jul 2018 B	0.2500	137 per 100 units	141 per 100 units	2018/07/20	40,000,000	2017/11/13
69133	SGA Societe Generale Acceptance N.V./SG Issuer	AAC Tech R Bull CBBC Nov 2018 A	0.2850	126 per 100 units	130 per 100 units	2018/11/23	40,000,000	2017/11/13

Newly listed callable bull/bear contracts (continued)

Code	Issuer	Name of issue	Issue prices (HK\$)	Strike price (HKD)/Strike level per 10 units	Call price (HKD)/Call level per 10 units	Expiry date	No. of issue (units)	Listing date
68666	SGA Societe Generale Acceptance N.V./SG Issuer	CMob R Bull CBBC Dec 2018 D	0.2500	76.60 per 100 units	77.80 per 100 units	2018/12/07	100,000,000	2017/11/13
68661	SGA Societe Generale Acceptance N.V./SG Issuer	CCB R Bull CBBC Oct 2018 C	0.2500	6.6500	6.7500	2018/10/10	100,000,000	2017/11/13
69138	SGA Societe Generale Acceptance N.V./SG Issuer	Geely Auto R Bull CBBC Sep 2018 E	0.2500	23.0000	23.5000	2018/09/21	40,000,000	2017/11/13
68675	SGA Societe Generale Acceptance N.V./SG Issuer	HKEX R Bull CBBC Sep 2018 A	0.2500	217 per 100 units	219 per 100 units	2018/09/21	50,000,000	2017/11/13
68684	SGA Societe Generale Acceptance N.V./SG Issuer	HSBC R Bull CBBC Jun 2018 I	0.2500	74 per 100 units	75 per 100 units	2018/06/21	100,000,000	2017/11/13
68743	SGA Societe Generale Acceptance N.V./SG Issuer	HSI R Bull CBBC Apr 2019 O	0.2500	28,308 per 10,000 units	28,408 per 10,000 units	2019/04/29	200,000,000	2017/11/13
68744	SGA Societe Generale Acceptance N.V./SG Issuer	HSI R Bull CBBC Jul 2019 U	0.2500	28,458 per 10,000 units	28,558 per 10,000 units	2019/07/30	200,000,000	2017/11/13
69107	SGA Societe Generale Acceptance N.V./SG Issuer	HSI R Bull CBBC Aug 2019 F	0.2500	28,208 per 10,000 units	28,308 per 10,000 units	2019/08/29	200,000,000	2017/11/13
69104	SGA Societe Generale Acceptance N.V./SG Issuer	HSI R Bear CBBC Apr 2018 F	0.2500	28,738 per 10,000 units	28,638 per 10,000 units	2018/04/27	200,000,000	2017/11/13
69139	SGA Societe Generale Acceptance N.V./SG Issuer	Tencent R Bull CBBC Jun 2018 M	0.2500	374 per 100 units	376.80 per 100 units	2018/06/25	80,000,000	2017/11/13
68689	SGA Societe Generale Acceptance N.V./SG Issuer	Tencent R Bull CBBC Aug 2018 I	0.2500	355.20 per 100 units	358 per 100 units	2018/08/24	80,000,000	2017/11/13
69146	SGA Societe Generale Acceptance N.V./SG Issuer	Tencent R Bull CBBC Sep 2018 F	0.2500	369.20 per 100 units	372 per 100 units	2018/09/14	80,000,000	2017/11/13
69147	SGA Societe Generale Acceptance N.V./SG Issuer	Tencent R Bear CBBC Nov 2018 C	0.4750	421.80 per 100 units	419 per 100 units	2018/11/08	80,000,000	2017/11/13
69154	SGA Societe Generale Acceptance N.V./SG Issuer	Tencent R Bear CBBC Dec 2018 C	0.5600	429.80 per 100 units	427 per 100 units	2018/12/21	80,000,000	2017/11/13
69006	UBS AG	HSI R Bull CBBC Oct 2018 Z	0.2500	28,150 per 10,000 units	28,300 per 10,000 units	2018/10/30	250,000,000	2017/11/13
69002	UBS AG	HSI R Bull CBBC Nov 2018 N	0.2500	28,400 per 10,000 units	28,500 per 10,000 units	2018/11/29	200,000,000	2017/11/13
69020	UBS AG	HSI R Bull CBBC Dec 2018 X	0.2500	28,000 per 10,000 units	28,150 per 10,000 units	2018/12/28	250,000,000	2017/11/13
69022	UBS AG	HSI R Bear CBBC Feb 2018 T	0.2500	28,587 per 10,000 units	28,437 per 10,000 units	2018/02/27	250,000,000	2017/11/13
69023	UBS AG	HSI R Bear CBBC Feb 2018 U	0.2500	28,700 per 10,000 units	28,600 per 10,000 units	2018/02/27	200,000,000	2017/11/13
69155	UBS AG	Tencent R Bull CBBC May 2018 C	0.2500	373.58 per 100 units	376.38 per 100 units	2018/05/10	50,000,000	2017/11/13
69158	UBS AG	Tencent R Bull CBBC May 2018 D	0.2500	369.08 per 100 units	371.88 per 100 units	2018/05/24	50,000,000	2017/11/13
69163	UBS AG	Tencent R Bear CBBC Mar 2018 B	0.3700	413 per 100 units	410 per 100 units	2018/03/12	50,000,000	2017/11/13
69320	BNP Paribas Issuance B.V.	HSI R Bull CBBC Nov 2018 O	0.2500	28,800 per 10,000 units	28,900 per 10,000 units	2018/11/29	250,000,000	2017/11/14
69323	BNP Paribas Issuance B.V.	HSI R Bull CBBC Nov 2018 P	0.2500	28,700 per 10,000 units	28,800 per 10,000 units	2018/11/29	250,000,000	2017/11/14
69326	BNP Paribas Issuance B.V.	HSI R Bull CBBC Nov 2018 Q	0.2500	28,600 per 10,000 units	28,700 per 10,000 units	2018/11/29	250,000,000	2017/11/14
69334	BNP Paribas Issuance B.V.	HSI R Bear CBBC Mar 2018 D	0.2500	30,900 per 10,000 units	30,800 per 10,000 units	2018/03/28	250,000,000	2017/11/14
69346	BNP Paribas Issuance B.V.	HSI R Bear CBBC Mar 2018 G	0.2500	31,000 per 10,000 units	30,900 per 10,000 units	2018/03/28	250,000,000	2017/11/14
69299	BNP Paribas Issuance B.V.	HSI R Bear CBBC Mar 2018 K	0.2500	30,500 per 10,000 units	30,400 per 10,000 units	2018/03/28	250,000,000	2017/11/14
69273	BNP Paribas Issuance B.V.	HSI R Bear CBBC Mar 2018 O	0.2500	29,000 per 10,000 units	28,900 per 10,000 units	2018/03/28	250,000,000	2017/11/14
69351	BNP Paribas Issuance B.V.	HSI R Bear CBBC Mar 2018 T	0.2500	31,100 per 10,000 units	31,000 per 10,000 units	2018/03/28	250,000,000	2017/11/14
69277	BNP Paribas Issuance B.V.	HSI R Bear CBBC Mar 2018 U	0.2500	28,800 per 10,000 units	28,700 per 10,000 units	2018/03/28	250,000,000	2017/11/14
69271	BNP Paribas Issuance B.V.	HSI R Bear CBBC Mar 2018 V	0.2500	28,900 per 10,000 units	28,800 per 10,000 units	2018/03/28	250,000,000	2017/11/14
69278	BNP Paribas Issuance B.V.	HSI R Bear CBBC Mar 2018 Y	0.2500	30,300 per 10,000 units	30,200 per 10,000 units	2018/03/28	250,000,000	2017/11/14
69333	BNP Paribas Issuance B.V.	HSI R Bear CBBC Mar 2018 Z	0.2500	30,700 per 10,000 units	30,600 per 10,000 units	2018/03/28	250,000,000	2017/11/14
69393	BNP Paribas Issuance B.V.	HSI R Bear CBBC Apr 2018 A	0.2500	29,100 per 10,000 units	29,000 per 10,000 units	2018/04/27	250,000,000	2017/11/14
69394	BNP Paribas Issuance B.V.	HSI R Bear CBBC Apr 2018 B	0.2500	31,100 per 10,000 units	31,000 per 10,000 units	2018/04/27	250,000,000	2017/11/14
69270	BNP Paribas Issuance B.V.	Tencent R Bull CBBC Sep 2018 F	0.2500	373 per 100 units	375 per 100 units	2018/09/27	50,000,000	2017/11/14
69314	BNP Paribas Issuance B.V.	Tencent R Bull CBBC Sep 2018 G	0.2500	378 per 100 units	380 per 100 units	2018/09/27	50,000,000	2017/11/14
69319	BNP Paribas Issuance B.V.	Tencent R Bull CBBC Sep 2018 H	0.2500	383 per 100 units	385 per 100 units	2018/09/27	50,000,000	2017/11/14
69543	BNP Paribas Issuance B.V.	Tencent R Bull CBBC Sep 2018 I	0.2500	388 per 100 units	390 per 100 units	2018/09/27	50,000,000	2017/11/14
69981	Credit Suisse AG	AIA R Bull CBBC Jul 2018 E	0.2500	58.28 per 100 units	58.88 per 100 units	2018/07/12	70,000,000	2017/11/14
60118	Credit Suisse AG	BYD Company R Bull CBBC May 2018 A	0.2500	63.38 per 100 units	65.88 per 100 units	2018/05/16	50,000,000	2017/11/14
60107	Credit Suisse AG	BYD Company R Bull CBBC Aug 2018 A	0.2500	61.38 per 100 units	63.88 per 100 units	2018/08/31	50,000,000	2017/11/14

Newly listed callable bull/bear contracts (continued)

Code	Issuer	Name of issue	Issue prices (HK\$)	Strike price (HKD)/Strike level per 10 units	Call price (HKD)/Call level per 10 units	Expiry date	No. of issue (units)	Listing date
60093	Credit Suisse AG	CPIC R Bull CBBC Aug 2018 A	0.2500	35.28 per 100 units	36.08 per 100 units	2018/08/30	50,000,000	2017/11/14
60120	Credit Suisse AG	CPIC R Bull CBBC Dec 2018 A	0.2500	36.28 per 100 units	37.08 per 100 units	2018/12/28	50,000,000	2017/11/14
69962	Credit Suisse AG	Geely Auto R Bull CBBC Dec 2018 A	0.2500	23.28 per 100 units	23.88 per 100 units	2018/12/28	100,000,000	2017/11/14
69986	Credit Suisse AG	Galaxy Ent R Bull CBBC Aug 2018 A	0.2500	54.98 per 100 units	55.78 per 100 units	2018/08/16	70,000,000	2017/11/14
69982	Credit Suisse AG	HKEX R Bull CBBC Sep 2018 A	0.2500	226.38 per 100 units	228.38 per 100 units	2018/09/27	50,000,000	2017/11/14
69953	Credit Suisse AG	HSI R Bull CBBC Aug 2018 C	0.2500	28,894 per 10,000 units	28,994 per 10,000 units	2018/08/30	150,000,000	2017/11/14
69949	Credit Suisse AG	HSI R Bull CBBC Sep 2018 X	0.2500	28,500 per 10,000 units	28,700 per 10,000 units	2018/09/27	200,000,000	2017/11/14
69958	Credit Suisse AG	HSI R Bull CBBC Nov 2018 B	0.2500	28,700 per 12,000 units	28,850 per 12,000 units	2018/11/29	200,000,000	2017/11/14
69947	Credit Suisse AG	HSI R Bear CBBC Mar 2018 A	0.2500	28,697 per 10,000 units	28,597 per 10,000 units	2018/03/28	150,000,000	2017/11/14
69937	Credit Suisse AG	HSI R Bear CBBC Mar 2018 Z	0.2500	29,100 per 10,000 units	28,900 per 10,000 units	2018/03/28	200,000,000	2017/11/14
69940	Credit Suisse AG	HSI R Bear CBBC Apr 2018 M	0.2500	28,900 per 12,000 units	28,750 per 12,000 units	2018/04/27	200,000,000	2017/11/14
69965	Credit Suisse AG	PetCh R Bull CBBC Jul 2018 A	0.2500	5.4200	5.5700	2018/07/31	50,000,000	2017/11/14
69948	Credit Suisse AG	Ping An R Bull CBBC Aug 2018 O	0.2500	71.32 per 100 units	71.92 per 100 units	2018/08/08	100,000,000	2017/11/14
60029	Credit Suisse AG	Tencent R Bull CBBC Jul 2018 U	0.2500	380.98 per 100 units	383.98 per 100 units	2018/07/25	50,000,000	2017/11/14
60067	Credit Suisse AG	Tencent R Bull CBBC Jul 2018 V	0.2500	387.98 per 100 units	390.98 per 100 units	2018/07/18	50,000,000	2017/11/14
60028	Credit Suisse AG	Tencent R Bull CBBC Oct 2018 B	0.2500	370.48 per 100 units	373.48 per 100 units	2018/10/25	50,000,000	2017/11/14
69984	Credit Suisse AG	Tencent R Bear CBBC Aug 2018 B	0.6100	448.48 per 100 units	445.28 per 100 units	2018/08/03	50,000,000	2017/11/14
69995	Credit Suisse AG	Tencent R Bear CBBC Sep 2018 B	0.3000	418.58 per 100 units	415.38 per 100 units	2018/09/05	50,000,000	2017/11/14
60026	Credit Suisse AG	Tencent R Bear CBBC Sep 2018 C	0.4600	433.58 per 100 units	430.38 per 100 units	2018/09/28	50,000,000	2017/11/14
69399	The Bank of East Asia, Ltd.	Geely Auto R Bull CBBC Sep 2018 A	0.2500	24.1800	24.6800	2018/09/06	40,000,000	2017/11/14
69398	The Bank of East Asia, Ltd.	HKEX R Bull CBBC Sep 2018 C	0.2500	225.58 per 100 units	227.58 per 100 units	2018/09/06	40,000,000	2017/11/14
69400	The Bank of East Asia, Ltd.	PetCh R Bull CBBC Aug 2018 A	0.2500	5.1300	5.2800	2018/08/28	40,000,000	2017/11/14
69406	The Bank of East Asia, Ltd.	Ping An R Bull CBBC Aug 2018 E	0.6500	70.6800	71.2800	2018/08/28	16,000,000	2017/11/14
69396	The Bank of East Asia, Ltd.	Tencent R Bull CBBC Sep 2018 B	0.2500	379.48 per 100 units	382.28 per 100 units	2018/09/06	40,000,000	2017/11/14
69852	Goldman Sachs Structured Products (Asia) Ltd.	HKEX R Bull CBBC Jun 2018 N	0.2500	226.38 per 100 units	228.38 per 100 units	2018/06/28	80,000,000	2017/11/14
69855	Goldman Sachs Structured Products (Asia) Ltd.	HKEX R Bull CBBC Jun 2018 O	0.2500	224 per 100 units	226 per 100 units	2018/06/29	80,000,000	2017/11/14
69873	Goldman Sachs Structured Products (Asia) Ltd.	HKEX R Bear CBBC Mar 2018 B	0.2500	232 per 100 units	230 per 100 units	2018/03/19	80,000,000	2017/11/14
69544	Goldman Sachs Structured Products (Asia) Ltd.	HSI R Bull CBBC Aug 2019 I	0.2500	28,894 per 10,000 units	28,994 per 10,000 units	2019/08/29	200,000,000	2017/11/14
69547	Goldman Sachs Structured Products (Asia) Ltd.	HSI R Bull CBBC Aug 2019 J	0.2500	28,700 per 10,000 units	28,800 per 10,000 units	2019/08/29	200,000,000	2017/11/14
69301	Goldman Sachs Structured Products (Asia) Ltd.	HSI R Bear CBBC Feb 2018 K	0.2500	28,700 per 10,000 units	28,600 per 10,000 units	2018/02/27	200,000,000	2017/11/14
69313	Goldman Sachs Structured Products (Asia) Ltd.	HSI R Bear CBBC Feb 2018 N	0.2500	28,950 per 10,000 units	28,850 per 10,000 units	2018/02/27	200,000,000	2017/11/14
69550	Goldman Sachs Structured Products (Asia) Ltd.	HSI R Bear CBBC Feb 2018 O	0.2500	29,350 per 10,000 units	29,250 per 10,000 units	2018/02/27	200,000,000	2017/11/14
69552	Goldman Sachs Structured Products (Asia) Ltd.	HSI R Bear CBBC Feb 2018 P	0.2500	29,500 per 12,000 units	29,350 per 12,000 units	2018/02/27	200,000,000	2017/11/14
69307	Goldman Sachs Structured Products (Asia) Ltd.	HSI R Bear CBBC Mar 2018 V	0.2500	28,850 per 10,000 units	28,750 per 10,000 units	2018/03/28	200,000,000	2017/11/14
69878	Goldman Sachs Structured Products (Asia) Ltd.	Ping An R Bull CBBC Oct 2018 C	0.2500	70.40 per 100 units	71 per 100 units	2018/10/22	80,000,000	2017/11/14
69820	Goldman Sachs Structured Products (Asia) Ltd.	Tencent R Bull CBBC Mar 2018 Q	0.2500	386 per 100 units	388 per 100 units	2018/03/19	80,000,000	2017/11/14
69818	Goldman Sachs Structured Products (Asia) Ltd.	Tencent R Bull CBBC Mar 2018 S	0.2500	388.98 per 100 units	390.98 per 100 units	2018/03/19	80,000,000	2017/11/14
69821	Goldman Sachs Structured Products (Asia) Ltd.	Tencent R Bull CBBC Mar 2018 T	0.2500	382 per 100 units	384 per 100 units	2018/03/20	80,000,000	2017/11/14
69829	Goldman Sachs Structured Products (Asia) Ltd.	Tencent R Bull CBBC Mar 2018 U	0.2500	378 per 100 units	380 per 100 units	2018/03/20	80,000,000	2017/11/14
69830	Goldman Sachs Structured Products (Asia) Ltd.	Tencent R Bear CBBC Mar 2018 U	0.2500	393.08 per 100 units	391.08 per 100 units	2018/03/15	80,000,000	2017/11/14
69838	Goldman Sachs Structured Products (Asia) Ltd.	Tencent R Bear CBBC Mar 2018 V	0.2500	396 per 100 units	394 per 100 units	2018/03/16	80,000,000	2017/11/14
69842	Goldman Sachs Structured Products (Asia) Ltd.	Tencent R Bear CBBC Mar 2018 W	0.2500	400 per 100 units	398 per 100 units	2018/03/19	80,000,000	2017/11/14
69846	Goldman Sachs Structured Products (Asia) Ltd.	Tencent R Bear CBBC Mar 2018 X	0.3140	422 per 100 units	420 per 100 units	2018/03/20	80,000,000	2017/11/14

Newly listed callable bull/bear contracts (continued)

Code	Issuer	Name of issue	Issue prices (HK\$)	Strike price (HKD)/Strike level per 10 units	Call price (HKD)/Call level per 10 units	Expiry date	No. of issue (units)	Listing date
69847	Goldman Sachs Structured Products (Asia) Ltd.	Tencent R Bear CBBC Apr 2018 O	0.4110	432 per 100 units	430 per 100 units	2018/04/03	80,000,000	2017/11/14
69358	Hongkong and Shanghai Banking Corporation Ltd., The	Evergrande R Bull CBBC Oct 2018 A	0.2500	26.80 per 100 units	28.48 per 100 units	2018/10/31	100,000,000	2017/11/14
69376	Hongkong and Shanghai Banking Corporation Ltd., The	Geely Auto R Bull CBBC Sep 2018 E	0.3000	23.1800	23.7800	2018/09/10	40,000,000	2017/11/14
69356	Hongkong and Shanghai Banking Corporation Ltd., The	HKEX R Bull CBBC Sep 2018 I	0.2500	224.88 per 100 units	226.88 per 100 units	2018/09/07	50,000,000	2017/11/14
69363	Hongkong and Shanghai Banking Corporation Ltd., The	HSI R Bull CBBC Jul 2018 U	0.2500	28,648 per 15,000 units	28,798 per 15,000 units	2018/07/30	100,000,000	2017/11/14
69372	Hongkong and Shanghai Banking Corporation Ltd., The	HSI R Bull CBBC Jul 2018 X	0.2500	28,198 per 20,000 units	28,398 per 20,000 units	2018/07/30	150,000,000	2017/11/14
69373	Hongkong and Shanghai Banking Corporation Ltd., The	Ping An R Bull CBBC Aug 2018 G	0.2500	70.88 per 100 units	71.58 per 100 units	2018/08/10	80,000,000	2017/11/14
69379	Hongkong and Shanghai Banking Corporation Ltd., The	Tencent R Bull CBBC Jun 2018 K	0.2500	386.78 per 100 units	388.78 per 100 units	2018/06/26	60,000,000	2017/11/14
69375	Hongkong and Shanghai Banking Corporation Ltd., The	Tencent R Bull CBBC Jul 2018 G	0.2500	378.88 per 100 units	380.88 per 100 units	2018/07/16	60,000,000	2017/11/14
69354	Hongkong and Shanghai Banking Corporation Ltd., The	Tencent R Bear CBBC Sep 2018 D	0.6000	442.88 per 100 units	440.88 per 100 units	2018/09/10	40,000,000	2017/11/14
69355	Hongkong and Shanghai Banking Corporation Ltd., The	Tencent R Bear CBBC Sep 2018 E	0.8000	462.88 per 100 units	460.88 per 100 units	2018/09/17	40,000,000	2017/11/14
69459	Haitong International Securities Co. Ltd.	China Life R Bull CBBC Aug 2018 A	0.2500	25.4000	25.8000	2018/08/01	40,000,000	2017/11/14
69460	Haitong International Securities Co. Ltd.	China Life R Bull CBBC Aug 2018 B	0.2980	24.4000	24.8000	2018/08/02	40,000,000	2017/11/14
69410	Haitong International Securities Co. Ltd.	Tencent R Bull CBBC Jul 2018 F	0.2500	370.80 per 100 units	373.80 per 100 units	2018/07/09	40,000,000	2017/11/14
69415	Haitong International Securities Co. Ltd.	Tencent R Bull CBBC Jul 2018 G	0.2500	380.80 per 100 units	383.80 per 100 units	2018/07/10	40,000,000	2017/11/14
69424	Haitong International Securities Co. Ltd.	Tencent R Bear CBBC May 2018 B	0.2500	393.80 per 100 units	390.80 per 100 units	2018/05/03	40,000,000	2017/11/14
69432	Haitong International Securities Co. Ltd.	Tencent R Bear CBBC May 2018 C	0.2500	403.80 per 100 units	400.80 per 100 units	2018/05/04	40,000,000	2017/11/14
69446	Haitong International Securities Co. Ltd.	Tencent R Bear CBBC May 2018 D	0.2700	413.80 per 100 units	410.80 per 100 units	2018/05/03	40,000,000	2017/11/14
69883	J.P. Morgan Structured Products B.V.	CC Bank R Bull CBBC Sep 2018 E	0.2500	6.6800	6.7800	2018/09/21	100,000,000	2017/11/14
69896	J.P. Morgan Structured Products B.V.	Geely Auto R Bull CBBC Dec 2018 B	0.2500	23.28 per 100 units	23.88 per 100 units	2018/12/21	250,000,000	2017/11/14
69930	J.P. Morgan Structured Products B.V.	HKEX R Bull CBBC Feb 2018 M	0.2500	226.38 per 100 units	228.38 per 100 units	2018/02/15	40,000,000	2017/11/14
69880	J.P. Morgan Structured Products B.V.	HSBC R Bull CBBC Jul 2018 D	0.2500	73.38 per 100 units	74.88 per 100 units	2018/07/20	150,000,000	2017/11/14
69500	J.P. Morgan Structured Products B.V.	HSI R Bull CBBC Dec 2018 N	0.2500	28,558 per 10,000 units	28,658 per 10,000 units	2018/12/28	200,000,000	2017/11/14
69936	J.P. Morgan Structured Products B.V.	HSI R Bull CBBC Dec 2018 O	0.2500	28,750 per 10,000 units	28,900 per 10,000 units	2018/12/28	200,000,000	2017/11/14
69510	J.P. Morgan Structured Products B.V.	HSI R Bull CBBC Dec 2018 P	0.2500	28,150 per 10,000 units	28,300 per 10,000 units	2018/12/28	200,000,000	2017/11/14
69523	J.P. Morgan Structured Products B.V.	HSI R Bull CBBC Sep 2019 A	0.2500	28,058 per 10,000 units	28,158 per 10,000 units	2019/09/27	200,000,000	2017/11/14
69933	J.P. Morgan Structured Products B.V.	HSI R Bull CBBC Sep 2019 B	0.2500	28,843 per 10,000 units	28,943 per 10,000 units	2019/09/27	200,000,000	2017/11/14
69495	J.P. Morgan Structured Products B.V.	HSI R Bull CBBC Sep 2019 Y	0.2500	28,650 per 10,000 units	28,800 per 10,000 units	2019/09/27	200,000,000	2017/11/14
69509	J.P. Morgan Structured Products B.V.	HSI R Bull CBBC Sep 2019 Z	0.2500	28,358 per 10,000 units	28,458 per 10,000 units	2019/09/27	200,000,000	2017/11/14
69463	J.P. Morgan Structured Products B.V.	HSI R Bear CBBC Feb 2018 F	0.2500	28,750 per 10,000 units	28,600 per 10,000 units	2018/02/27	200,000,000	2017/11/14
69476	J.P. Morgan Structured Products B.V.	HSI R Bear CBBC Feb 2018 G	0.2500	28,848 per 10,000 units	28,748 per 10,000 units	2018/02/27	200,000,000	2017/11/14
69483	J.P. Morgan Structured Products B.V.	HSI R Bear CBBC Feb 2018 H	0.2500	29,050 per 10,000 units	28,900 per 10,000 units	2018/02/27	200,000,000	2017/11/14
69524	J.P. Morgan Structured Products B.V.	HSI R Bear CBBC Mar 2018 D	0.2500	30,148 per 10,000 units	30,048 per 10,000 units	2018/03/28	200,000,000	2017/11/14
69527	J.P. Morgan Structured Products B.V.	HSI R Bear CBBC Mar 2018 E	0.2500	30,550 per 10,000 units	30,400 per 10,000 units	2018/03/28	200,000,000	2017/11/14
69529	J.P. Morgan Structured Products B.V.	HSI R Bear CBBC Apr 2018 B	0.2500	30,750 per 10,000 units	30,600 per 10,000 units	2018/04/27	200,000,000	2017/11/14
69534	J.P. Morgan Structured Products B.V.	HSI R Bear CBBC Apr 2018 C	0.2800	31,650 per 10,000 units	31,500 per 10,000 units	2018/04/27	200,000,000	2017/11/14
69541	J.P. Morgan Structured Products B.V.	HSI R Bear CBBC Apr 2018 D	0.2500	31,348 per 10,000 units	31,248 per 10,000 units	2018/04/27	200,000,000	2017/11/14
69891	J.P. Morgan Structured Products B.V.	ICBC R Bull CBBC Sep 2018 D	0.2500	6.0800	6.1800	2018/09/21	100,000,000	2017/11/14
69895	J.P. Morgan Structured Products B.V.	PetCh R Bull CBBC Aug 2018 A	0.2500	5.2300	5.3800	2018/08/17	100,000,000	2017/11/14
69923	J.P. Morgan Structured Products B.V.	Tencent R Bull CBBC Feb 2018 X	0.2500	388.18 per 100 units	390.98 per 100 units	2018/02/15	50,000,000	2017/11/14
69919	J.P. Morgan Structured Products B.V.	Tencent R Bull CBBC Mar 2018 I	0.4850	371.08 per 100 units	373.88 per 100 units	2018/03/16	50,000,000	2017/11/14
69924	J.P. Morgan Structured Products B.V.	Tencent R Bull CBBC Mar 2018 J	0.2500	383.08 per 100 units	385.88 per 100 units	2018/03/16	50,000,000	2017/11/14
69929	J.P. Morgan Structured Products B.V.	Tencent R Bull CBBC Mar 2018 K	0.2500	377.08 per 100 units	379.88 per 100 units	2018/03/16	50,000,000	2017/11/14

Newly listed callable bull/bear contracts (continued)

Code	Issuer	Name of issue	Issue prices (HK\$)	Strike price (HKD)/Strike level per 10 units	Call price (HKD)/Call level per 10 units	Expiry date	No. of issue (units)	Listing date
69901	J.P. Morgan Structured Products B.V.	Tencent R Bear CBBC Jun 2018 H	0.2500	406.88 per 100 units	404.08 per 100 units	2018/06/15	40,000,000	2017/11/14
69911	J.P. Morgan Structured Products B.V.	Tencent R Bear CBBC Jul 2018 G	0.2900	418.88 per 100 units	416.08 per 100 units	2018/07/20	40,000,000	2017/11/14
69916	J.P. Morgan Structured Products B.V.	Tencent R Bear CBBC Aug 2018 B	0.4700	436.88 per 100 units	434.08 per 100 units	2018/08/17	40,000,000	2017/11/14
69917	J.P. Morgan Structured Products B.V.	Tencent R Bear CBBC Sep 2018 A	0.5650	446.88 per 100 units	446.08 per 100 units	2018/09/21	40,000,000	2017/11/14
69597	Macquarie Bank Ltd.	HSI R Bear CBBC Jun 2018 H	0.2500	29,600 per 10,000 units	29,500 per 10,000 units	2018/06/28	40,000,000	2017/11/14
69600	Macquarie Bank Ltd.	HSI R Bear CBBC Jun 2018 I	0.2500	29,700 per 10,000 units	29,600 per 10,000 units	2018/06/28	40,000,000	2017/11/14
69605	Macquarie Bank Ltd.	HSI R Bear CBBC Jun 2018 J	0.2500	29,800 per 10,000 units	29,700 per 10,000 units	2018/06/28	40,000,000	2017/11/14
69619	Macquarie Bank Ltd.	HSI R Bear CBBC Jun 2018 K	0.2500	29,900 per 10,000 units	29,800 per 10,000 units	2018/06/28	40,000,000	2017/11/14
69620	Macquarie Bank Ltd.	HSI R Bear CBBC Jun 2018 L	0.2500	30,000 per 10,000 units	29,900 per 10,000 units	2018/06/28	40,000,000	2017/11/14
69568	Macquarie Bank Ltd.	Tencent R Bull CBBC May 2018 G	0.7540	377.88 per 100 units	379.88 per 100 units	2018/05/31	14,000,000	2017/11/14
69570	Macquarie Bank Ltd.	Tencent R Bull CBBC May 2018 H	0.7110	382.88 per 100 units	384.88 per 100 units	2018/05/31	14,100,000	2017/11/14
69555	Macquarie Bank Ltd.	Tencent R Bear CBBC May 2018 G	0.8190	402.88 per 100 units	400.18 per 100 units	2018/05/31	13,000,000	2017/11/14
69561	Macquarie Bank Ltd.	Tencent R Bear CBBC May 2018 H	0.9360	412.88 per 100 units	410.18 per 100 units	2018/05/31	11,000,000	2017/11/14
60121	SGA Societe Generale Acceptance N.V./SG Issuer	BOC HK R Bull CBBC Nov 2018 A	0.2500	33.50 per 100 units	34 per 100 units	2018/11/29	80,000,000	2017/11/14
60122	SGA Societe Generale Acceptance N.V./SG Issuer	BOC HK R Bull CBBC Dec 2018 B	0.2500	35.50 per 100 units	36 per 100 units	2018/12/07	80,000,000	2017/11/14
60213	SGA Societe Generale Acceptance N.V./SG Issuer	CSOP A50 ETF R Bull CBBC Sep 2018 A	0.2500	15.0600	15.1600	2018/09/14	40,000,000	2017/11/14
60159	SGA Societe Generale Acceptance N.V./SG Issuer	Geely Auto R Bull CBBC Aug 2018 C	0.2500	24.3000	24.8000	2018/08/08	40,000,000	2017/11/14
60165	SGA Societe Generale Acceptance N.V./SG Issuer	HKEX R Bull CBBC Jun 2018 L	0.2500	226.20 per 100 units	228.20 per 100 units	2018/06/26	50,000,000	2017/11/14
60177	SGA Societe Generale Acceptance N.V./SG Issuer	HKEX R Bull CBBC Sep 2018 B	0.2500	224 per 100 units	226 per 100 units	2018/09/17	50,000,000	2017/11/14
60217	SGA Societe Generale Acceptance N.V./SG Issuer	HS H-SH ETF R Bull CBBC Sep 2018 B	0.2500	113 per 100 units	114 per 100 units	2018/09/07	100,000,000	2017/11/14
69720	SGA Societe Generale Acceptance N.V./SG Issuer	HSCEI R Bull CBBC Nov 2018 L	0.2500	11,450 per 10,000 units	11,550 per 10,000 units	2018/11/29	200,000,000	2017/11/14
69664	SGA Societe Generale Acceptance N.V./SG Issuer	HSI R Bull CBBC Mar 2019 K	0.2500	28,658 per 12,000 units	28,758 per 12,000 units	2019/03/28	200,000,000	2017/11/14
69666	SGA Societe Generale Acceptance N.V./SG Issuer	HSI R Bull CBBC Apr 2019 C	0.2500	28,508 per 10,000 units	28,608 per 10,000 units	2019/04/29	200,000,000	2017/11/14
69668	SGA Societe Generale Acceptance N.V./SG Issuer	HSI R Bull CBBC Apr 2019 K	0.2500	28,858 per 12,000 units	28,958 per 12,000 units	2019/04/29	200,000,000	2017/11/14
69689	SGA Societe Generale Acceptance N.V./SG Issuer	HSI R Bull CBBC Jul 2019 V	0.2500	28,158 per 12,000 units	28,258 per 12,000 units	2019/07/30	200,000,000	2017/11/14
69694	SGA Societe Generale Acceptance N.V./SG Issuer	HSI R Bull CBBC Jul 2019 W	0.2500	28,808 per 10,000 units	28,908 per 10,000 units	2019/07/30	200,000,000	2017/11/14
69632	SGA Societe Generale Acceptance N.V./SG Issuer	HSI R Bear CBBC Feb 2018 D	0.2500	29,238 per 10,000 units	29,138 per 10,000 units	2018/02/27	200,000,000	2017/11/14
69621	SGA Societe Generale Acceptance N.V./SG Issuer	HSI R Bear CBBC Feb 2018 S	0.2500	29,138 per 10,000 units	29,038 per 10,000 units	2018/02/27	200,000,000	2017/11/14
69651	SGA Societe Generale Acceptance N.V./SG Issuer	HSI R Bear CBBC Feb 2018 T	0.2500	30,238 per 12,000 units	30,138 per 12,000 units	2018/02/27	200,000,000	2017/11/14
69656	SGA Societe Generale Acceptance N.V./SG Issuer	HSI R Bear CBBC Feb 2018 U	0.2500	30,338 per 12,000 units	30,238 per 12,000 units	2018/02/27	200,000,000	2017/11/14
69657	SGA Societe Generale Acceptance N.V./SG Issuer	HSI R Bear CBBC Mar 2018 E	0.2500	30,438 per 12,000 units	30,338 per 12,000 units	2018/03/28	200,000,000	2017/11/14
69659	SGA Societe Generale Acceptance N.V./SG Issuer	HSI R Bear CBBC Mar 2018 F	0.2500	30,588 per 10,000 units	30,488 per 10,000 units	2018/03/28	200,000,000	2017/11/14
69660	SGA Societe Generale Acceptance N.V./SG Issuer	HSI R Bear CBBC Aug 2018 A	0.2500	31,500 per 20,000 units	31,400 per 20,000 units	2018/08/30	200,000,000	2017/11/14
69661	SGA Societe Generale Acceptance N.V./SG Issuer	HSI R Bear CBBC Oct 2018 A	0.2500	32,300 per 20,000 units	32,200 per 20,000 units	2018/10/30	200,000,000	2017/11/14
60179	SGA Societe Generale Acceptance N.V./SG Issuer	PetroChina R Bull CBBC Oct 2018 B	0.2500	5.2000	5.3500	2018/10/26	40,000,000	2017/11/14
69390	SGA Societe Generale Acceptance N.V./SG Issuer	PetroChina R Bear CBBC Dec 2018 A	0.2500	6.4000	6.2500	2018/12/14	40,000,000	2017/11/14
69391	SGA Societe Generale Acceptance N.V./SG Issuer	Ping An R Bull CBBC Oct 2018 E	0.2500	71.30 per 100 units	71.90 per 100 units	2018/10/12	100,000,000	2017/11/14
69392	SGA Societe Generale Acceptance N.V./SG Issuer	Ping An R Bear CBBC Dec 2018 B	0.2500	85.60 per 100 units	85 per 100 units	2018/12/14	100,000,000	2017/11/14
60186	SGA Societe Generale Acceptance N.V./SG Issuer	Tencent R Bull CBBC Apr 2018 Y	0.2500	388 per 100 units	390.80 per 100 units	2018/04/19	80,000,000	2017/11/14
60199	SGA Societe Generale Acceptance N.V./SG Issuer	Tencent R Bull CBBC Jun 2018 N	0.2500	382.40 per 100 units	385.20 per 100 units	2018/06/21	80,000,000	2017/11/14
60208	SGA Societe Generale Acceptance N.V./SG Issuer	Tencent R Bull CBBC Jul 2018 N	0.2500	376.80 per 100 units	379.60 per 100 units	2018/07/26	80,000,000	2017/11/14
60209	SGA Societe Generale Acceptance N.V./SG Issuer	Tencent R Bear CBBC Nov 2018 D	0.3750	425.80 per 100 units	423 per 100 units	2018/11/16	80,000,000	2017/11/14
60210	SGA Societe Generale Acceptance N.V./SG Issuer	Tencent R Bear CBBC Dec 2018 D	0.4950	437.80 per 100 units	435 per 100 units	2018/12/19	80,000,000	2017/11/14

Newly listed callable bull/bear contracts (continued)

Code	Issuer	Name of issue	Issue prices (HK\$)	Strike price (HKD)/Strike level per 10 units	Call price (HKD)/Call level per 10 units	Expiry date	No. of issue (units)	Listing date
69809	UBS AG	HKEX R Bull CBBC Sep 2018 C	0.2500	221.88 per 100 units	223.88 per 100 units	2018/09/17	50,000,000	2017/11/14
69816	UBS AG	HKEX R Bull CBBC Sep 2018 D	0.2500	216.98 per 100 units	218.98 per 100 units	2018/09/24	50,000,000	2017/11/14
69791	UBS AG	HSI R Bull CBBC Nov 2018 S	0.2500	28,600 per 10,000 units	28,700 per 10,000 units	2018/11/29	200,000,000	2017/11/14
69789	UBS AG	HSI R Bull CBBC Dec 2018 Y	0.2500	28,700 per 10,000 units	28,850 per 10,000 units	2018/12/28	250,000,000	2017/11/14
69792	UBS AG	HSI R Bull CBBC Dec 2018 Z	0.2500	28,300 per 10,000 units	28,450 per 10,000 units	2018/12/28	250,000,000	2017/11/14
69788	UBS AG	HSI R Bull CBBC Apr 2019 Q	0.2500	28,894 per 10,000 units	28,994 per 10,000 units	2019/04/29	200,000,000	2017/11/14
69777	UBS AG	HSI R Bear CBBC Feb 2018 B	0.2500	29,550 per 10,000 units	29,450 per 10,000 units	2018/02/27	200,000,000	2017/11/14
69780	UBS AG	HSI R Bear CBBC Feb 2018 D	0.2500	30,200 per 10,000 units	30,050 per 10,000 units	2018/02/27	250,000,000	2017/11/14
69723	UBS AG	HSI R Bear CBBC Feb 2018 W	0.2500	28,800 per 10,000 units	28,700 per 10,000 units	2018/02/27	200,000,000	2017/11/14
69724	UBS AG	HSI R Bear CBBC Feb 2018 X	0.2500	29,000 per 10,000 units	28,850 per 10,000 units	2018/02/27	250,000,000	2017/11/14
69767	UBS AG	HSI R Bear CBBC Feb 2018 Y	0.2500	29,138 per 10,000 units	28,988 per 10,000 units	2018/02/27	250,000,000	2017/11/14
69775	UBS AG	HSI R Bear CBBC Feb 2018 Z	0.2500	29,450 per 10,000 units	29,300 per 10,000 units	2018/02/27	250,000,000	2017/11/14
69779	UBS AG	HSI R Bear CBBC Mar 2018 L	0.2500	29,950 per 10,000 units	29,800 per 10,000 units	2018/03/28	250,000,000	2017/11/14
69782	UBS AG	HSI R Bear CBBC Mar 2018 M	0.2500	30,600 per 10,000 units	30,450 per 10,000 units	2018/03/28	250,000,000	2017/11/14
69807	UBS AG	Ping An R Bull CBBC Aug 2018 D	0.2500	69.28 per 100 units	69.88 per 100 units	2018/08/13	50,000,000	2017/11/14
69800	UBS AG	Tencent R Bull CBBC Mar 2018 M	0.2500	388.18 per 100 units	390.98 per 100 units	2018/03/05	50,000,000	2017/11/14
69801	UBS AG	Tencent R Bull CBBC Mar 2018 N	0.2500	383.18 per 100 units	385.98 per 100 units	2018/03/26	50,000,000	2017/11/14
69802	UBS AG	Tencent R Bull CBBC Mar 2018 O	0.2500	377.18 per 100 units	379.98 per 100 units	2018/03/12	50,000,000	2017/11/14
69730	UBS AG	Tencent R Bear CBBC Mar 2018 C	0.2500	381 per 100 units	378 per 100 units	2018/03/12	50,000,000	2017/11/14
69761	UBS AG	Tencent R Bear CBBC Mar 2018 D	0.2500	391 per 100 units	388 per 100 units	2018/03/19	50,000,000	2017/11/14
69803	UBS AG	Tencent R Bear CBBC Mar 2018 E	0.3300	423.88 per 100 units	420.88 per 100 units	2018/03/12	50,000,000	2017/11/14
69804	UBS AG	Tencent R Bear CBBC Mar 2018 F	0.4300	433.88 per 100 units	430.88 per 100 units	2018/03/26	50,000,000	2017/11/14
60416	BNP Paribas Issuance B.V.	HKEX R Bull CBBC Aug 2018 Q	0.2500	222 per 100 units	224 per 100 units	2018/08/30	50,000,000	2017/11/15
60417	BNP Paribas Issuance B.V.	HKEX R Bear CBBC Mar 2018 A	0.2500	236 per 100 units	234 per 100 units	2018/03/28	50,000,000	2017/11/15
60412	BNP Paribas Issuance B.V.	HSI R Bear CBBC Apr 2018 C	0.2500	29,200 per 10,000 units	29,100 per 10,000 units	2018/04/27	250,000,000	2017/11/15
60324	BNP Paribas Issuance B.V.	Tencent R Bull CBBC Sep 2018 J	0.2500	393 per 100 units	395 per 100 units	2018/09/27	50,000,000	2017/11/15
60254	BNP Paribas Issuance B.V.	Tencent R Bear CBBC Apr 2018 K	0.3200	427 per 100 units	425 per 100 units	2018/04/27	50,000,000	2017/11/15
60286	BNP Paribas Issuance B.V.	Tencent R Bear CBBC Apr 2018 M	0.5200	447 per 100 units	445 per 100 units	2018/04/27	50,000,000	2017/11/15
60255	BNP Paribas Issuance B.V.	Tencent R Bear CBBC Apr 2018 R	0.3700	432 per 100 units	430 per 100 units	2018/04/27	50,000,000	2017/11/15
60285	BNP Paribas Issuance B.V.	Tencent R Bear CBBC Apr 2018 S	0.4700	442 per 100 units	440 per 100 units	2018/04/27	50,000,000	2017/11/15
60263	BNP Paribas Issuance B.V.	Tencent R Bear CBBC Apr 2018 Y	0.4200	437 per 100 units	435 per 100 units	2018/04/27	50,000,000	2017/11/15
60321	BNP Paribas Issuance B.V.	Tencent R Bear CBBC Apr 2018 Z	0.5700	452 per 100 units	450 per 100 units	2018/04/27	50,000,000	2017/11/15
60785	Credit Suisse AG	BYD Company R Bull CBBC Jul 2018 A	0.2500	66.38 per 100 units	68.88 per 100 units	2018/07/11	50,000,000	2017/11/15
60779	Credit Suisse AG	HKEX R Bull CBBC Jun 2018 T	0.2500	230.98 per 100 units	232.98 per 100 units	2018/06/28	50,000,000	2017/11/15
60783	Credit Suisse AG	HKEX R Bull CBBC Jul 2018 C	0.2500	221.98 per 100 units	223.98 per 100 units	2018/07/12	50,000,000	2017/11/15
60751	Credit Suisse AG	HSI R Bull CBBC May 2018 K	0.2500	28,600 per 12,000 units	28,750 per 12,000 units	2018/05/30	200,000,000	2017/11/15
60769	Credit Suisse AG	HSI R Bull CBBC Sep 2018 B	0.2500	28,929 per 12,000 units	29,079 per 12,000 units	2018/09/27	200,000,000	2017/11/15
60742	Credit Suisse AG	HSI R Bull CBBC Sep 2018 Y	0.2500	28,700 per 10,000 units	28,900 per 10,000 units	2018/09/27	200,000,000	2017/11/15
60766	Credit Suisse AG	HSI R Bear CBBC Mar 2018 B	0.2500	29,200 per 10,000 units	29,100 per 10,000 units	2018/03/28	200,000,000	2017/11/15
60796	Credit Suisse AG	HSI R Bear CBBC Apr 2018 N	0.2500	29,088 per 12,000 units	28,938 per 12,000 units	2018/04/27	200,000,000	2017/11/15
60735	Credit Suisse AG	Tencent R Bull CBBC Aug 2018 C	0.2500	384.48 per 100 units	387.48 per 100 units	2018/08/22	50,000,000	2017/11/15
60786	Credit Suisse AG	Tencent R Bull CBBC Oct 2018 C	0.2500	392.18 per 100 units	395.18 per 100 units	2018/10/24	50,000,000	2017/11/15
60790	Credit Suisse AG	Tencent R Bear CBBC Aug 2018 C	0.2500	388.88 per 100 units	385.68 per 100 units	2018/08/22	50,000,000	2017/11/15

Newly listed callable bull/bear contracts (continued)

Code	Issuer	Name of issue	Issue prices (HK\$)	Strike price (HKD)/Strike level per 10 units	Call price (HKD)/Call level per 10 units	Expiry date	No. of issue (units)	Listing date
60868	Goldman Sachs Structured Products (Asia) Ltd.	China Life R Bull CBBC May 2018 D	0.2500	24.6000	25.0000	2018/05/28	80,000,000	2017/11/15
60871	Goldman Sachs Structured Products (Asia) Ltd.	HSBC R Bear CBBC Apr 2018 A	0.2500	82.38 per 100 units	81.88 per 100 units	2018/04/27	80,000,000	2017/11/15
60803	Goldman Sachs Structured Products (Asia) Ltd.	HSI R Bull CBBC Sep 2019 A	0.2500	28,979 per 10,000 units	29,079 per 10,000 units	2019/09/27	200,000,000	2017/11/15
60822	Goldman Sachs Structured Products (Asia) Ltd.	HSI R Bull CBBC Sep 2019 B	0.2500	28,800 per 10,000 units	28,900 per 10,000 units	2019/09/27	200,000,000	2017/11/15
60823	Goldman Sachs Structured Products (Asia) Ltd.	HSI R Bull CBBC Sep 2019 C	0.2500	28,550 per 12,000 units	28,700 per 12,000 units	2019/09/27	200,000,000	2017/11/15
60327	Goldman Sachs Structured Products (Asia) Ltd.	HSI R Bear CBBC Feb 2018 Q	0.2500	29,100 per 10,000 units	29,000 per 10,000 units	2018/02/27	200,000,000	2017/11/15
60826	Goldman Sachs Structured Products (Asia) Ltd.	HSI R Bear CBBC Feb 2018 R	0.2500	29,550 per 10,000 units	29,450 per 10,000 units	2018/02/27	200,000,000	2017/11/15
60831	Goldman Sachs Structured Products (Asia) Ltd.	HSI R Bear CBBC Feb 2018 S	0.2500	29,650 per 10,000 units	29,550 per 10,000 units	2018/02/27	200,000,000	2017/11/15
60834	Goldman Sachs Structured Products (Asia) Ltd.	Tencent R Bull CBBC Feb 2018 G	0.2500	380 per 100 units	382 per 100 units	2018/02/28	80,000,000	2017/11/15
60838	Goldman Sachs Structured Products (Asia) Ltd.	Tencent R Bull CBBC Feb 2018 H	0.2500	376 per 100 units	378 per 100 units	2018/02/28	80,000,000	2017/11/15
60846	Goldman Sachs Structured Products (Asia) Ltd.	Tencent R Bull CBBC Feb 2018 I	0.2500	370 per 100 units	372 per 100 units	2018/02/28	80,000,000	2017/11/15
60847	Goldman Sachs Structured Products (Asia) Ltd.	Tencent R Bear CBBC Mar 2018 Y	0.2500	387.68 per 100 units	385.68 per 100 units	2018/03/01	80,000,000	2017/11/15
60373	Hongkong and Shanghai Banking Corporation Ltd., The	AAC Tech R Bull CBBC Sep 2018 A	0.2500	148.88 per 100 units	151.88 per 100 units	2018/09/28	40,000,000	2017/11/15
60401	Hongkong and Shanghai Banking Corporation Ltd., The	Evergrande R Bull CBBC Nov 2018 B	0.2500	28.50 per 100 units	29.98 per 100 units	2018/11/30	100,000,000	2017/11/15
60381	Hongkong and Shanghai Banking Corporation Ltd., The	Geely Auto R Bull CBBC Jul 2018 G	0.2500	24.7800	25.3800	2018/07/30	40,000,000	2017/11/15
60404	Hongkong and Shanghai Banking Corporation Ltd., The	HSI R Bull CBBC Jul 2018 Y	0.2500	28,788 per 20,000 units	28,988 per 20,000 units	2018/07/30	150,000,000	2017/11/15
60368	Hongkong and Shanghai Banking Corporation Ltd., The	HSI R Bull CBBC Aug 2018 J	0.2500	28,448 per 15,000 units	28,598 per 15,000 units	2018/08/30	100,000,000	2017/11/15
60369	Hongkong and Shanghai Banking Corporation Ltd., The	HSI R Bear CBBC Sep 2018 F	0.2500	31,238 per 15,000 units	31,088 per 15,000 units	2018/09/27	100,000,000	2017/11/15
60378	Hongkong and Shanghai Banking Corporation Ltd., The	Sunny Optical R Bull CBBC Jul 2018 E	0.2500	119.88 per 100 units	122.88 per 100 units	2018/07/16	40,000,000	2017/11/15
60388	Hongkong and Shanghai Banking Corporation Ltd., The	Tencent R Bull CBBC Jul 2018 P	0.2500	382.88 per 100 units	384.88 per 100 units	2018/07/23	60,000,000	2017/11/15
60403	Hongkong and Shanghai Banking Corporation Ltd., The	Tencent R Bull CBBC Jul 2018 Q	0.2500	393.18 per 100 units	395.18 per 100 units	2018/07/30	60,000,000	2017/11/15
60399	Hongkong and Shanghai Banking Corporation Ltd., The	Tencent R Bear CBBC Aug 2018 N	0.4500	433.38 per 100 units	430.88 per 100 units	2018/08/20	40,000,000	2017/11/15
60250	Haitong International Securities Co. Ltd.	Geely Auto R Bull CBBC Sep 2018 B	0.2500	24.3000	24.8000	2018/09/21	40,000,000	2017/11/15
60251	Haitong International Securities Co. Ltd.	Geely Auto R Bull CBBC Sep 2018 C	0.3450	23.3000	23.8000	2018/09/20	40,000,000	2017/11/15
60572	J.P. Morgan Structured Products B.V.	HSI R Bull CBBC Dec 2018 Q	0.2500	28,850 per 10,000 units	29,000 per 10,000 units	2018/12/28	200,000,000	2017/11/15
60574	J.P. Morgan Structured Products B.V.	HSI R Bull CBBC Dec 2018 R	0.2500	28,758 per 10,000 units	28,858 per 10,000 units	2018/12/28	200,000,000	2017/11/15
60575	J.P. Morgan Structured Products B.V.	HSI R Bull CBBC Dec 2018 X	0.2500	28,550 per 10,000 units	28,700 per 10,000 units	2018/12/28	200,000,000	2017/11/15
60568	J.P. Morgan Structured Products B.V.	HSI R Bull CBBC Sep 2019 H	0.2500	28,979 per 10,000 units	29,079 per 10,000 units	2019/09/27	200,000,000	2017/11/15
60675	J.P. Morgan Structured Products B.V.	HSI R Bear CBBC Feb 2018 K	0.2500	29,048 per 10,000 units	28,948 per 10,000 units	2018/02/27	200,000,000	2017/11/15
60680	J.P. Morgan Structured Products B.V.	HSI R Bear CBBC Feb 2018 M	0.2500	29,250 per 10,000 units	29,100 per 10,000 units	2018/02/27	200,000,000	2017/11/15
60685	J.P. Morgan Structured Products B.V.	HSI R Bear CBBC Apr 2018 E	0.3500	32,150 per 10,000 units	32,000 per 10,000 units	2018/04/27	200,000,000	2017/11/15
60584	J.P. Morgan Structured Products B.V.	Tencent R Bull CBBC Mar 2018 L	0.2500	380.08 per 100 units	382.88 per 100 units	2018/03/16	50,000,000	2017/11/15
60437	SGA Societe Generale Acceptance N.V./SG Issuer	HKEX R Bull CBBC Apr 2018 G	0.2500	229 per 100 units	231 per 100 units	2018/04/09	50,000,000	2017/11/15
60666	SGA Societe Generale Acceptance N.V./SG Issuer	HSI R Bull CBBC Mar 2019 L	0.2500	28,758 per 12,000 units	28,858 per 12,000 units	2019/03/28	200,000,000	2017/11/15
60435	SGA Societe Generale Acceptance N.V./SG Issuer	HSI R Bull CBBC Jul 2019 X	0.2500	28,958 per 12,000 units	29,058 per 12,000 units	2019/07/30	200,000,000	2017/11/15
60668	SGA Societe Generale Acceptance N.V./SG Issuer	HSI R Bull CBBC Jul 2019 Y	0.2500	28,558 per 12,000 units	28,658 per 12,000 units	2019/07/30	200,000,000	2017/11/15
60674	SGA Societe Generale Acceptance N.V./SG Issuer	HSI R Bull CBBC Jul 2019 Z	0.2500	28,708 per 10,000 units	28,808 per 10,000 units	2019/07/30	200,000,000	2017/11/15
60586	SGA Societe Generale Acceptance N.V./SG Issuer	HSI R Bear CBBC Feb 2018 V	0.2500	29,188 per 12,000 units	29,088 per 12,000 units	2018/02/27	200,000,000	2017/11/15
60593	SGA Societe Generale Acceptance N.V./SG Issuer	HSI R Bear CBBC Feb 2018 X	0.2500	30,788 per 10,000 units	30,688 per 10,000 units	2018/02/27	200,000,000	2017/11/15
60611	SGA Societe Generale Acceptance N.V./SG Issuer	HSI R Bear CBBC Mar 2018 H	0.2500	29,038 per 12,000 units	28,938 per 12,000 units	2018/03/28	200,000,000	2017/11/15
60613	SGA Societe Generale Acceptance N.V./SG Issuer	HSI R Bear CBBC Mar 2018 I	0.2500	31,238 per 12,000 units	31,138 per 12,000 units	2018/03/28	200,000,000	2017/11/15
60639	SGA Societe Generale Acceptance N.V./SG Issuer	HSI R Bear CBBC Apr 2018 G	0.2500	31,038 per 12,000 units	30,938 per 12,000 units	2018/04/27	200,000,000	2017/11/15
60645	SGA Societe Generale Acceptance N.V./SG Issuer	HSI R Bear CBBC Apr 2018 H	0.2500	31,338 per 12,000 units	31,238 per 12,000 units	2018/04/27	200,000,000	2017/11/15

Newly listed callable bull/bear contracts (continued)

Code	Issuer	Name of issue	Issue prices (HK\$)	Strike price (HKD)/Strike level per 10 units	Call price (HKD)/Call level per 10 units	Expiry date	No. of issue (units)	Listing date
60649	SGA Societe Generale Acceptance N.V./SG Issuer	HSI R Bear CBBC Apr 2018 I	0.2500	31,438 per 12,000 units	31,338 per 12,000 units	2018/04/27	200,000,000	2017/11/15
60438	SGA Societe Generale Acceptance N.V./SG Issuer	Tencent R Bull CBBC Apr 2018 Z	0.2500	392.20 per 100 units	395 per 100 units	2018/04/09	80,000,000	2017/11/15
60876	SGA Societe Generale Acceptance N.V./SG Issuer	Tencent R Bull CBBC Aug 2018 J	0.2500	379.60 per 100 units	382.40 per 100 units	2018/08/30	80,000,000	2017/11/15
60877	SGA Societe Generale Acceptance N.V./SG Issuer	Tencent R Bear CBBC Nov 2018 E	0.6500	447.80 per 100 units	445 per 100 units	2018/11/09	80,000,000	2017/11/15
60522	UBS AG	HSI R Bull CBBC Oct 2018 I	0.2500	28,700 per 10,000 units	28,800 per 10,000 units	2018/10/30	200,000,000	2017/11/15
60511	UBS AG	HSI R Bull CBBC Nov 2018 V	0.2500	28,800 per 10,000 units	28,950 per 10,000 units	2018/11/29	250,000,000	2017/11/15
60530	UBS AG	HSI R Bull CBBC Nov 2018 W	0.2500	28,250 per 10,000 units	28,400 per 10,000 units	2018/11/29	250,000,000	2017/11/15
60484	UBS AG	HSI R Bull CBBC Dec 2018 B	0.2500	28,979 per 10,000 units	29,079 per 10,000 units	2018/12/28	200,000,000	2017/11/15
60526	UBS AG	HSI R Bull CBBC Dec 2018 C	0.2500	28,500 per 10,000 units	28,650 per 10,000 units	2018/12/28	250,000,000	2017/11/15
60455	UBS AG	HSI R Bear CBBC Feb 2018 L	0.2500	29,150 per 10,000 units	29,050 per 10,000 units	2018/02/27	200,000,000	2017/11/15
60475	UBS AG	HSI R Bear CBBC Feb 2018 S	0.2500	30,518 per 10,000 units	30,418 per 10,000 units	2018/02/27	200,000,000	2017/11/15
60565	UBS AG	HSI R Bear CBBC Feb 2018 V	0.2500	29,008 per 10,000 units	28,908 per 10,000 units	2018/02/27	200,000,000	2017/11/15
60467	UBS AG	HSI R Bear CBBC Mar 2018 N	0.2500	30,118 per 10,000 units	30,018 per 10,000 units	2018/03/28	200,000,000	2017/11/15
60480	UBS AG	HSI R Bear CBBC Mar 2018 O	0.2500	30,650 per 10,000 units	30,550 per 10,000 units	2018/03/28	200,000,000	2017/11/15
60481	UBS AG	HSI R Bear CBBC Mar 2018 P	0.2500	31,050 per 10,000 units	30,900 per 10,000 units	2018/03/28	250,000,000	2017/11/15
60482	UBS AG	HSI R Bear CBBC Mar 2018 Q	0.2500	31,450 per 10,000 units	31,300 per 10,000 units	2018/03/28	250,000,000	2017/11/15
60483	UBS AG	HSI R Bear CBBC Apr 2018 A	0.3100	32,150 per 10,000 units	32,000 per 10,000 units	2018/04/27	250,000,000	2017/11/15
60532	UBS AG	Tencent R Bull CBBC Mar 2018 P	0.2500	392.20 per 100 units	395 per 100 units	2018/03/20	40,000,000	2017/11/15
60539	UBS AG	Tencent R Bull CBBC Mar 2018 Q	0.2500	385.58 per 100 units	388.38 per 100 units	2018/03/07	40,000,000	2017/11/15
60550	UBS AG	Tencent R Bull CBBC Mar 2018 R	0.2500	380.18 per 100 units	382.98 per 100 units	2018/03/16	40,000,000	2017/11/15
60443	UBS AG	Tencent R Bear CBBC Apr 2018 D	0.2500	394.08 per 100 units	391.08 per 100 units	2018/04/09	50,000,000	2017/11/15
60447	UBS AG	Tencent R Bear CBBC Apr 2018 E	0.2500	398.88 per 100 units	395.88 per 100 units	2018/04/16	50,000,000	2017/11/15
60554	UBS AG	Tencent R Bear CBBC Apr 2018 F	0.4900	443.88 per 100 units	440.88 per 100 units	2018/04/10	40,000,000	2017/11/15
60355	Bank Vontobel	HSI R Bull CBBC Mar 2018 A	0.2520	27,610 per 10,000 units	27,810 per 10,000 units	2018/03/28	100,000,000	2017/11/15
60357	Bank Vontobel	HSI R Bull CBBC Mar 2018 B	0.2530	28,010 per 10,000 units	28,210 per 10,000 units	2018/03/28	100,000,000	2017/11/15
60348	Bank Vontobel	HSI R Bear CBBC Mar 2018 A	0.2530	30,590 per 10,000 units	30,390 per 10,000 units	2018/03/28	100,000,000	2017/11/15
60349	Bank Vontobel	HSI R Bear CBBC Mar 2018 B	0.2510	30,190 per 10,000 units	29,990 per 10,000 units	2018/03/28	100,000,000	2017/11/15
61272	Credit Suisse AG	AIA R Bull CBBC Jun 2018 D	0.2500	59.88 per 100 units	60.48 per 100 units	2018/06/07	70,000,000	2017/11/16
61274	Credit Suisse AG	BYD Company R Bull CBBC Aug 2018 B	0.2500	69.38 per 100 units	71.88 per 100 units	2018/08/10	50,000,000	2017/11/16
61299	Credit Suisse AG	CUni R Bull CBBC Aug 2018 A	0.2500	11.5800	11.7800	2018/08/10	50,000,000	2017/11/16
61269	Credit Suisse AG	HKEX R Bull CBBC Oct 2018 B	0.2500	218.78 per 100 units	220.78 per 100 units	2018/10/11	50,000,000	2017/11/16
61288	Credit Suisse AG	HSBC R Bull CBBC Sep 2018 C	0.2500	74.58 per 100 units	75.58 per 100 units	2018/09/19	100,000,000	2017/11/16
61316	Credit Suisse AG	HSCEI R Bull CBBC Oct 2018 A	0.2500	11,518 per 10,000 units	11,618 per 10,000 units	2018/10/30	100,000,000	2017/11/16
61247	Credit Suisse AG	HSI R Bull CBBC Oct 2018 H	0.2500	28,500 per 12,000 units	28,650 per 12,000 units	2018/10/30	200,000,000	2017/11/16
61237	Credit Suisse AG	HSI R Bull CBBC Nov 2018 C	0.2500	29,020 per 12,000 units	29,170 per 12,000 units	2018/11/29	200,000,000	2017/11/16
61242	Credit Suisse AG	HSI R Bull CBBC Nov 2018 D	0.2500	28,900 per 12,000 units	29,050 per 12,000 units	2018/11/29	200,000,000	2017/11/16
61246	Credit Suisse AG	HSI R Bull CBBC Apr 2019 A	0.2500	28,650 per 10,000 units	28,800 per 10,000 units	2019/04/29	200,000,000	2017/11/16
61229	Credit Suisse AG	HSI R Bear CBBC Mar 2018 C	0.2500	29,200 per 10,000 units	29,000 per 10,000 units	2018/03/28	200,000,000	2017/11/16
61232	Credit Suisse AG	HSI R Bear CBBC Apr 2018 O	0.2500	29,300 per 12,000 units	29,150 per 12,000 units	2018/04/27	200,000,000	2017/11/16
61306	Credit Suisse AG	HSI R Bear CBBC Apr 2018 P	0.2500	30,078 per 12,000 units	29,928 per 12,000 units	2018/04/27	200,000,000	2017/11/16
61310	Credit Suisse AG	Ping An R Bull CBBC Aug 2018 P	0.2500	72.83 per 100 units	73.43 per 100 units	2018/08/31	100,000,000	2017/11/16
61296	Credit Suisse AG	Ping An R Bear CBBC Jun 2018 A	0.2500	81.58 per 100 units	80.88 per 100 units	2018/06/14	70,000,000	2017/11/16
61264	Credit Suisse AG	Tencent R Bull CBBC Jun 2018 Z	0.2500	377.48 per 100 units	380.48 per 100 units	2018/06/21	50,000,000	2017/11/16

Newly listed callable bull/bear contracts (continued)

Code	Issuer	Name of issue	Issue prices (HK\$)	Strike price (HKD)/Strike level per 10 units	Call price (HKD)/Call level per 10 units	Expiry date	No. of issue (units)	Listing date
61295	Credit Suisse AG	Tencent R Bear CBBC Jun 2018 F	0.2500	398.08 per 100 units	394.88 per 100 units	2018/06/21	50,000,000	2017/11/16
61046	The Bank of East Asia, Ltd.	China Mobile R Bull CBBC Sep 2018 A	0.2500	77.68 per 100 units	78.88 per 100 units	2018/09/07	60,000,000	2017/11/16
61087	The Bank of East Asia, Ltd.	CC Bank R Bull CBBC Sep 2018 A	0.2500	6.7800	6.8800	2018/09/07	60,000,000	2017/11/16
61050	The Bank of East Asia, Ltd.	CM Bank R Bull CBBC Sep 2018 A	0.4000	28.4800	28.8800	2018/09/07	25,000,000	2017/11/16
61045	The Bank of East Asia, Ltd.	Galaxy Ent R Bull CBBC Sep 2018 A	0.6500	53.4800	54.2800	2018/09/07	16,000,000	2017/11/16
61088	The Bank of East Asia, Ltd.	Ping An R Bull CBBC Aug 2018 F	0.6500	72.6800	73.2800	2018/08/16	16,000,000	2017/11/16
61044	The Bank of East Asia, Ltd.	Sunny Optical R Bull CBBC Sep 2018 A	0.2500	125.88 per 100 units	129.88 per 100 units	2018/09/07	40,000,000	2017/11/16
61042	The Bank of East Asia, Ltd.	Tencent R Bull CBBC Sep 2018 C	0.2500	387.48 per 100 units	390.28 per 100 units	2018/09/07	40,000,000	2017/11/16
61172	Goldman Sachs Structured Products (Asia) Ltd.	China Life R Bull CBBC May 2018 E	0.2500	27.0800	27.4800	2018/05/28	80,000,000	2017/11/16
61173	Goldman Sachs Structured Products (Asia) Ltd.	HKEX R Bull CBBC Jun 2018 P	0.2500	228.38 per 100 units	230.38 per 100 units	2018/06/28	80,000,000	2017/11/16
61180	Goldman Sachs Structured Products (Asia) Ltd.	HSBC R Bull CBBC Sep 2018 F	0.2500	74.80 per 100 units	75.80 per 100 units	2018/09/19	80,000,000	2017/11/16
61193	Goldman Sachs Structured Products (Asia) Ltd.	HSBC R Bull CBBC Sep 2018 G	0.2500	74 per 100 units	75 per 100 units	2018/09/20	80,000,000	2017/11/16
61194	Goldman Sachs Structured Products (Asia) Ltd.	HSBC R Bull CBBC Sep 2018 H	0.2500	72 per 100 units	73 per 100 units	2018/09/26	80,000,000	2017/11/16
61196	Goldman Sachs Structured Products (Asia) Ltd.	HSBC R Bull CBBC Sep 2018 I	0.2500	67 per 100 units	68 per 100 units	2018/09/28	80,000,000	2017/11/16
61019	Goldman Sachs Structured Products (Asia) Ltd.	HSI R Bull CBBC Aug 2019 K	0.2500	29,070 per 10,000 units	29,170 per 10,000 units	2019/08/29	200,000,000	2017/11/16
61032	Goldman Sachs Structured Products (Asia) Ltd.	HSI R Bull CBBC Aug 2019 L	0.2500	28,850 per 10,000 units	28,950 per 10,000 units	2019/08/29	200,000,000	2017/11/16
61038	Goldman Sachs Structured Products (Asia) Ltd.	HSI R Bull CBBC Aug 2019 M	0.2500	28,650 per 10,000 units	28,750 per 10,000 units	2019/08/29	200,000,000	2017/11/16
60886	Goldman Sachs Structured Products (Asia) Ltd.	HSI R Bear CBBC Feb 2018 T	0.2500	29,250 per 12,000 units	29,100 per 12,000 units	2018/02/27	200,000,000	2017/11/16
60887	Goldman Sachs Structured Products (Asia) Ltd.	HSI R Bear CBBC Feb 2018 U	0.2500	29,008 per 12,000 units	28,908 per 12,000 units	2018/02/27	200,000,000	2017/11/16
61163	Goldman Sachs Structured Products (Asia) Ltd.	Ping An R Bull CBBC Oct 2018 D	0.2500	72.80 per 100 units	73.40 per 100 units	2018/10/18	80,000,000	2017/11/16
61170	Goldman Sachs Structured Products (Asia) Ltd.	Ping An R Bull CBBC Oct 2018 E	0.2500	71.40 per 100 units	72 per 100 units	2018/10/19	80,000,000	2017/11/16
61161	Goldman Sachs Structured Products (Asia) Ltd.	Tencent R Bull CBBC Mar 2018 V	0.2500	384 per 100 units	386 per 100 units	2018/03/02	80,000,000	2017/11/16
60994	Hongkong and Shanghai Banking Corporation Ltd., The	BYD Company R Bull CBBC Jul 2018 B	0.2500	68.88 per 100 units	70.88 per 100 units	2018/07/23	50,000,000	2017/11/16
60988	Hongkong and Shanghai Banking Corporation Ltd., The	Country Garden R Bull CBBC Oct 2018 A	0.2500	11.4800	11.8800	2018/10/29	40,000,000	2017/11/16
60991	Hongkong and Shanghai Banking Corporation Ltd., The	HSI R Bull CBBC Aug 2018 K	0.2500	28,748 per 15,000 units	28,898 per 15,000 units	2018/08/30	100,000,000	2017/11/16
61004	Hongkong and Shanghai Banking Corporation Ltd., The	HSI R Bull CBBC Sep 2018 B	0.2500	28,488 per 20,000 units	28,688 per 20,000 units	2018/09/27	150,000,000	2017/11/16
60909	Hongkong and Shanghai Banking Corporation Ltd., The	Meitu R Bull CBBC Jun 2018 A	0.2500	11.5800	11.9800	2018/06/25	40,000,000	2017/11/16
60912	Hongkong and Shanghai Banking Corporation Ltd., The	SUNAC R Bull CBBC Oct 2018 B	0.2500	32.48 per 100 units	33.98 per 100 units	2018/10/29	80,000,000	2017/11/16
60911	Hongkong and Shanghai Banking Corporation Ltd., The	Tencent R Bull CBBC Jun 2018 L	0.2500	371.88 per 100 units	374.38 per 100 units	2018/06/29	60,000,000	2017/11/16
60974	Hongkong and Shanghai Banking Corporation Ltd., The	Tencent R Bull CBBC Aug 2018 U	0.5000	348.88 per 100 units	351.38 per 100 units	2018/08/31	50,000,000	2017/11/16
60990	Hongkong and Shanghai Banking Corporation Ltd., The	Tencent R Bull CBBC Aug 2018 V	0.2500	387.88 per 100 units	390.38 per 100 units	2018/08/27	50,000,000	2017/11/16
60904	Haitong International Securities Co. Ltd.	Ping An R Bull CBBC Aug 2018 H	0.2500	68.20 per 100 units	68.80 per 100 units	2018/08/17	100,000,000	2017/11/16
60905	Haitong International Securities Co. Ltd.	Ping An R Bull CBBC Aug 2018 I	0.2500	71.20 per 100 units	71.80 per 100 units	2018/08/16	100,000,000	2017/11/16
60907	Haitong International Securities Co. Ltd.	Ping An R Bear CBBC Jun 2018 B	0.2500	76.40 per 100 units	75.80 per 100 units	2018/06/01	100,000,000	2017/11/16
60892	Haitong International Securities Co. Ltd.	Tencent R Bull CBBC Jul 2018 H	0.2500	387 per 100 units	390.28 per 100 units	2018/07/06	40,000,000	2017/11/16
61144	J.P. Morgan Structured Products B.V.	HSI R Bull CBBC Dec 2018 A	0.2500	28,658 per 10,000 units	28,758 per 10,000 units	2018/12/28	200,000,000	2017/11/16
61141	J.P. Morgan Structured Products B.V.	HSI R Bull CBBC Sep 2019 J	0.2500	29,070 per 10,000 units	29,170 per 10,000 units	2019/09/27	200,000,000	2017/11/16
61138	J.P. Morgan Structured Products B.V.	HSI R Bear CBBC Feb 2018 I	0.2500	29,150 per 10,000 units	29,000 per 10,000 units	2018/02/27	200,000,000	2017/11/16
61150	J.P. Morgan Structured Products B.V.	HSI R Bear CBBC Mar 2018 F	0.2500	30,248 per 10,000 units	30,148 per 10,000 units	2018/03/28	200,000,000	2017/11/16
61152	J.P. Morgan Structured Products B.V.	HSI R Bear CBBC Mar 2018 G	0.2500	30,448 per 10,000 units	30,348 per 10,000 units	2018/03/28	200,000,000	2017/11/16
61156	J.P. Morgan Structured Products B.V.	HSI R Bear CBBC Mar 2018 H	0.2500	30,850 per 10,000 units	30,700 per 10,000 units	2018/03/28	200,000,000	2017/11/16
61157	J.P. Morgan Structured Products B.V.	HSI R Bear CBBC Apr 2018 F	0.3000	31,848 per 10,000 units	31,748 per 10,000 units	2018/04/27	200,000,000	2017/11/16
61197	J.P. Morgan Structured Products B.V.	Ping An R Bull CBBC May 2018 E	0.2500	71.28 per 100 units	71.88 per 100 units	2018/05/18	150,000,000	2017/11/16

Newly listed callable bull/bear contracts (continued)

Code	Issuer	Name of issue	Issue prices (HK\$)	Strike price (HKD)/Strike level per 10 units	Call price (HKD)/Call level per 10 units	Expiry date	No. of issue (units)	Listing date
61058	Macquarie Bank Ltd.	HSI R Bull CBBC Nov 2018 H	0.2500	28,108 per 10,000 units	28,208 per 10,000 units	2018/11/29	40,000,000	2017/11/16
61072	Macquarie Bank Ltd.	HSI R Bull CBBC Nov 2018 I	0.2500	28,208 per 10,000 units	28,308 per 10,000 units	2018/11/29	40,000,000	2017/11/16
61073	Macquarie Bank Ltd.	HSI R Bull CBBC Nov 2018 J	0.2500	28,308 per 10,000 units	28,408 per 10,000 units	2018/11/29	40,000,000	2017/11/16
61076	Macquarie Bank Ltd.	HSI R Bear CBBC Nov 2018 D	0.2500	30,100 per 10,000 units	30,000 per 10,000 units	2018/11/29	40,000,000	2017/11/16
61054	Macquarie Bank Ltd.	Tencent R Bull CBBC Jun 2018 A	0.9010	372.88 per 100 units	374.88 per 100 units	2018/06/29	12,000,000	2017/11/16
61055	Macquarie Bank Ltd.	Tencent R Bull CBBC Jun 2018 B	0.7740	387.88 per 100 units	389.88 per 100 units	2018/06/29	13,000,000	2017/11/16
61057	Macquarie Bank Ltd.	Tencent R Bear CBBC Jun 2018 A	1.1330	422.88 per 100 units	420.18 per 100 units	2018/06/29	9,000,000	2017/11/16
61198	SGA Societe Generale Acceptance N.V./SG Issuer	AAC Tech R Bull CBBC May 2018 A	0.2500	144 per 100 units	148 per 100 units	2018/05/07	40,000,000	2017/11/16
61199	SGA Societe Generale Acceptance N.V./SG Issuer	BYD R Bull CBBC May 2018 A	0.2500	66 per 100 units	69 per 100 units	2018/05/07	50,000,000	2017/11/16
61200	SGA Societe Generale Acceptance N.V./SG Issuer	BYD R Bull CBBC Aug 2018 A	0.2500	62.50 per 100 units	65.50 per 100 units	2018/08/06	50,000,000	2017/11/16
61202	SGA Societe Generale Acceptance N.V./SG Issuer	Evergrande R Bull CBBC Dec 2018 B	0.2500	28.50 per 100 units	29.50 per 100 units	2018/12/20	100,000,000	2017/11/16
61016	SGA Societe Generale Acceptance N.V./SG Issuer	HSBC R Bull CBBC Sep 2018 M	0.2500	75 per 100 units	76 per 100 units	2018/09/07	100,000,000	2017/11/16
61129	SGA Societe Generale Acceptance N.V./SG Issuer	HSI R Bull CBBC Mar 2019 M	0.2500	29,008 per 10,000 units	29,108 per 10,000 units	2019/03/28	200,000,000	2017/11/16
61006	SGA Societe Generale Acceptance N.V./SG Issuer	HSI R Bull CBBC Apr 2019 P	0.2500	29,058 per 12,000 units	29,158 per 12,000 units	2019/04/29	200,000,000	2017/11/16
61136	SGA Societe Generale Acceptance N.V./SG Issuer	HSI R Bull CBBC Apr 2019 Q	0.2500	28,608 per 10,000 units	28,708 per 10,000 units	2019/04/29	200,000,000	2017/11/16
61124	SGA Societe Generale Acceptance N.V./SG Issuer	HSI R Bear CBBC Apr 2018 J	0.2500	30,538 per 12,000 units	30,438 per 12,000 units	2018/04/27	200,000,000	2017/11/16
61125	SGA Societe Generale Acceptance N.V./SG Issuer	HSI R Bear CBBC Jul 2018 D	0.3400	32,388 per 10,000 units	32,288 per 10,000 units	2018/07/30	200,000,000	2017/11/16
61206	SGA Societe Generale Acceptance N.V./SG Issuer	Sunny Optical R Bull CBBC Jul 2018 A	0.2500	115 per 100 units	119 per 100 units	2018/07/23	40,000,000	2017/11/16
61207	SGA Societe Generale Acceptance N.V./SG Issuer	Tencent R Bull CBBC Jun 2018 O	0.2500	367.20 per 100 units	370 per 100 units	2018/06/22	80,000,000	2017/11/16
61007	SGA Societe Generale Acceptance N.V./SG Issuer	Tencent R Bull CBBC Sep 2018 G	0.2500	385.20 per 100 units	388 per 100 units	2018/09/10	80,000,000	2017/11/16
61218	SGA Societe Generale Acceptance N.V./SG Issuer	Tencent R Bear CBBC Jun 2018 D	0.2500	410.80 per 100 units	408 per 100 units	2018/06/27	80,000,000	2017/11/16
61115	UBS AG	BOCL R Bull CBBC Sep 2018 A	0.2500	3.6200	3.7000	2018/09/03	60,000,000	2017/11/16
61113	UBS AG	Geely Auto R Bull CBBC Dec 2018 C	0.2500	23.38 per 100 units	23.98 per 100 units	2018/12/17	100,000,000	2017/11/16
61117	UBS AG	HSBC R Bull CBBC Aug 2018 C	0.2500	73.38 per 100 units	74.38 per 100 units	2018/08/13	50,000,000	2017/11/16
61099	UBS AG	HSI R Bull CBBC Oct 2018 H	0.2500	28,900 per 10,000 units	29,050 per 10,000 units	2018/10/30	250,000,000	2017/11/16
61109	UBS AG	HSI R Bull CBBC Nov 2018 J	0.2500	28,800 per 10,000 units	28,900 per 10,000 units	2018/11/29	200,000,000	2017/11/16
61098	UBS AG	HSI R Bull CBBC Nov 2018 X	0.2500	29,020 per 10,000 units	29,170 per 10,000 units	2018/11/29	250,000,000	2017/11/16
61110	UBS AG	HSI R Bull CBBC Dec 2018 D	0.2500	28,600 per 10,000 units	28,750 per 10,000 units	2018/12/28	250,000,000	2017/11/16
61096	UBS AG	HSI R Bear CBBC Feb 2018 J	0.2500	29,100 per 10,000 units	28,950 per 10,000 units	2018/02/27	250,000,000	2017/11/16
61119	UBS AG	HSI R Bear CBBC Feb 2018 O	0.2500	30,500 per 10,000 units	30,350 per 10,000 units	2018/02/27	250,000,000	2017/11/16
61097	UBS AG	HSI R Bear CBBC Mar 2018 R	0.2500	29,300 per 10,000 units	29,150 per 10,000 units	2018/03/28	250,000,000	2017/11/16
61118	UBS AG	HSI R Bear CBBC Mar 2018 S	0.2500	30,300 per 10,000 units	30,150 per 10,000 units	2018/03/28	250,000,000	2017/11/16
61120	UBS AG	HSI R Bear CBBC Mar 2018 T	0.2500	30,800 per 10,000 units	30,700 per 10,000 units	2018/03/28	200,000,000	2017/11/16
61116	UBS AG	Petrochina R Bull CBBC Aug 2018 A	0.2500	5.2400	5.3900	2018/08/13	40,000,000	2017/11/16
61430	BNP Paribas Issuance B.V.	HSCEI R Bull CBBC Aug 2018 C	0.2500	11,500 per 10,000 units	11,600 per 10,000 units	2018/08/30	100,000,000	2017/11/17
61449	BNP Paribas Issuance B.V.	HSCEI R Bear CBBC Mar 2018 D	0.2500	11,900 per 10,000 units	11,800 per 10,000 units	2018/03/28	100,000,000	2017/11/17
61431	BNP Paribas Issuance B.V.	HSI R Bear CBBC Mar 2018 A	0.2500	29,300 per 10,000 units	29,200 per 10,000 units	2018/03/28	250,000,000	2017/11/17
61677	Credit Suisse AG	China Mobile R Bull CBBC Oct 2018 C	0.2500	79.28 per 100 units	80.48 per 100 units	2018/10/25	100,000,000	2017/11/17
61760	Credit Suisse AG	China Life R Bull CBBC Dec 2018 A	0.2500	26.33 per 100 units	26.83 per 100 units	2018/12/28	100,000,000	2017/11/17
61726	Credit Suisse AG	CPIC R Bull CBBC Nov 2018 A	0.2500	38.08 per 100 units	38.88 per 100 units	2018/11/15	50,000,000	2017/11/17
61689	Credit Suisse AG	CSOP A50 ETF R Bull CBBC May 2018 A	0.2500	15.1800	15.2800	2018/05/17	50,000,000	2017/11/17
61683	Credit Suisse AG	Geely Auto R Bull CBBC Jan 2019 B	0.2500	23.28 per 100 units	23.88 per 100 units	2019/01/24	100,000,000	2017/11/17
61666	Credit Suisse AG	HSI R Bull CBBC Nov 2018 E	0.2500	28,986 per 12,000 units	29,136 per 12,000 units	2018/11/29	200,000,000	2017/11/17

Newly listed callable bull/bear contracts (continued)

Code	Issuer	Name of issue	Issue prices (HK\$)	Strike price (HKD)/Strike level per 10 units	Call price (HKD)/Call level per 10 units	Expiry date	No. of issue (units)	Listing date
61665	Credit Suisse AG	HSI R Bull CBBC Dec 2018 J	0.2500	28,800 per 12,000 units	28,950 per 12,000 units	2018/12/28	200,000,000	2017/11/17
61659	Credit Suisse AG	HSI R Bear CBBC Apr 2018 Q	0.2500	29,400 per 10,000 units	29,200 per 10,000 units	2018/04/27	200,000,000	2017/11/17
61744	Credit Suisse AG	HSI R Bear CBBC Apr 2018 R	0.2500	30,978 per 12,000 units	30,828 per 12,000 units	2018/04/27	200,000,000	2017/11/17
61727	Credit Suisse AG	HSI R Bear CBBC May 2018 M	0.3300	32,200 per 10,000 units	32,000 per 10,000 units	2018/05/30	200,000,000	2017/11/17
61748	Credit Suisse AG	HSI R Bear CBBC May 2018 N	0.2500	31,300 per 10,000 units	31,100 per 10,000 units	2018/05/30	200,000,000	2017/11/17
61741	Credit Suisse AG	HSI R Bear CBBC Jun 2018 A	0.2600	31,500 per 10,000 units	31,300 per 10,000 units	2018/06/28	200,000,000	2017/11/17
61747	Credit Suisse AG	HSI R Bear CBBC Jun 2018 B	0.2500	30,678 per 12,000 units	30,528 per 12,000 units	2018/06/28	200,000,000	2017/11/17
61692	Credit Suisse AG	Ping An R Bull CBBC Oct 2018 J	0.2500	75.18 per 100 units	75.78 per 100 units	2018/10/19	100,000,000	2017/11/17
61710	Credit Suisse AG	Ping An R Bull CBBC Oct 2018 K	0.2500	71.97 per 100 units	72.67 per 100 units	2018/10/31	70,000,000	2017/11/17
61719	Credit Suisse AG	Ping An R Bear CBBC May 2018 A	0.2500	82.98 per 100 units	82.28 per 100 units	2018/05/17	50,000,000	2017/11/17
61681	Credit Suisse AG	Sunny Optical R Bull CBBC Jul 2018 B	0.2500	132.88 per 100 units	136.88 per 100 units	2018/07/27	40,000,000	2017/11/17
61682	Credit Suisse AG	Sunny Optical R Bull CBBC Aug 2018 A	0.2500	122.88 per 100 units	126.88 per 100 units	2018/08/10	40,000,000	2017/11/17
61684	Credit Suisse AG	Sunny Optical R Bear CBBC Sep 2018 A	0.2800	165.88 per 100 units	160.88 per 100 units	2018/09/12	40,000,000	2017/11/17
61685	Credit Suisse AG	Sunny Optical R Bear CBBC Sep 2018 B	0.4000	175.88 per 100 units	170.88 per 100 units	2018/09/06	40,000,000	2017/11/17
61532	The Bank of East Asia, Ltd.	AAC Tech R Bull CBBC Aug 2018 A	0.2500	155.88 per 100 units	159.88 per 100 units	2018/08/15	40,000,000	2017/11/17
61535	The Bank of East Asia, Ltd.	Ping An R Bull CBBC Aug 2018 G	0.6500	74.8800	75.6800	2018/08/15	16,000,000	2017/11/17
61513	The Bank of East Asia, Ltd.	Tencent R Bull CBBC Sep 2018 D	0.2500	383.28 per 100 units	386.08 per 100 units	2018/09/12	40,000,000	2017/11/17
61516	The Bank of East Asia, Ltd.	Tencent R Bear CBBC Sep 2018 A	0.3500	422.88 per 100 units	420.08 per 100 units	2018/09/12	30,000,000	2017/11/17
61607	Goldman Sachs Structured Products (Asia) Ltd.	CSOP A50 ETF R Bull CBBC Mar 2018E	0.2500	15.2800	15.3800	2018/03/28	80,000,000	2017/11/17
61352	Goldman Sachs Structured Products (Asia) Ltd.	HSCEI R Bull CBBC Sep 2019 A	0.2500	11,538 per 10,000 units	11,638 per 10,000 units	2019/09/27	200,000,000	2017/11/17
61347	Goldman Sachs Structured Products (Asia) Ltd.	HSI R Bull CBBC Sep 2019 D	0.2500	28,550 per 10,000 units	28,650 per 10,000 units	2019/09/27	200,000,000	2017/11/17
61348	Goldman Sachs Structured Products (Asia) Ltd.	HSI R Bull CBBC Sep 2019 E	0.2500	28,750 per 10,000 units	28,850 per 10,000 units	2019/09/27	200,000,000	2017/11/17
61604	Goldman Sachs Structured Products (Asia) Ltd.	HSI R Bull CBBC Sep 2019 F	0.2500	29,020 per 10,000 units	29,120 per 10,000 units	2019/09/27	200,000,000	2017/11/17
61323	Goldman Sachs Structured Products (Asia) Ltd.	HSI R Bear CBBC Feb 2018 E	0.2500	29,750 per 12,000 units	29,650 per 12,000 units	2018/02/27	200,000,000	2017/11/17
61320	Goldman Sachs Structured Products (Asia) Ltd.	HSI R Bear CBBC Feb 2018 Z	0.2500	29,250 per 12,000 units	29,150 per 12,000 units	2018/02/27	200,000,000	2017/11/17
61346	Goldman Sachs Structured Products (Asia) Ltd.	HSI R Bear CBBC Mar 2018 A	0.2500	31,500 per 10,000 units	31,400 per 10,000 units	2018/03/28	200,000,000	2017/11/17
61328	Goldman Sachs Structured Products (Asia) Ltd.	HSI R Bear CBBC Mar 2018 W	0.2500	29,600 per 10,000 units	29,500 per 10,000 units	2018/03/28	200,000,000	2017/11/17
61337	Goldman Sachs Structured Products (Asia) Ltd.	HSI R Bear CBBC Mar 2018 X	0.2500	29,400 per 10,000 units	29,300 per 10,000 units	2018/03/28	200,000,000	2017/11/17
61339	Goldman Sachs Structured Products (Asia) Ltd.	HSI R Bear CBBC Mar 2018 Y	0.2500	31,300 per 10,000 units	31,200 per 10,000 units	2018/03/28	200,000,000	2017/11/17
61611	Goldman Sachs Structured Products (Asia) Ltd.	Ping An R Bull CBBC Oct 2018 F	0.2500	74.78 per 100 units	75.78 per 100 units	2018/10/22	80,000,000	2017/11/17
61621	Goldman Sachs Structured Products (Asia) Ltd.	Ping An R Bull CBBC Oct 2018 G	0.2500	73 per 100 units	74 per 100 units	2018/10/23	80,000,000	2017/11/17
61627	Goldman Sachs Structured Products (Asia) Ltd.	Tencent R Bear CBBC Mar 2018 Z	0.5690	442 per 100 units	440 per 100 units	2018/03/22	80,000,000	2017/11/17
61395	Hongkong and Shanghai Banking Corporation Ltd., The	AAC Tech R Bull CBBC Oct 2018 A	0.2500	155.88 per 100 units	158.88 per 100 units	2018/10/15	40,000,000	2017/11/17
61428	Hongkong and Shanghai Banking Corporation Ltd., The	BYD Company R Bull CBBC Jul 2018 C	0.2500	63.28 per 100 units	65.28 per 100 units	2018/07/16	50,000,000	2017/11/17
61385	Hongkong and Shanghai Banking Corporation Ltd., The	China Mobile R Bull CBBC Jun 2018 A	0.2500	77.88 per 100 units	79.08 per 100 units	2018/06/29	50,000,000	2017/11/17
61414	Hongkong and Shanghai Banking Corporation Ltd., The	Galaxy Ent R Bull CBBC Jun 2018 F	0.2500	52.58 per 100 units	53.38 per 100 units	2018/06/29	80,000,000	2017/11/17
61420	Hongkong and Shanghai Banking Corporation Ltd., The	HSCEI R Bull CBBC Jul 2018 D	0.2500	11,338 per 10,000 units	11,438 per 10,000 units	2018/07/30	60,000,000	2017/11/17
61413	Hongkong and Shanghai Banking Corporation Ltd., The	HSI R Bull CBBC Jul 2018 G	0.2500	28,948 per 15,000 units	29,098 per 15,000 units	2018/07/30	100,000,000	2017/11/17
61411	Hongkong and Shanghai Banking Corporation Ltd., The	HSI R Bear CBBC Apr 2018 B	0.2500	29,338 per 15,000 units	29,188 per 15,000 units	2018/04/27	100,000,000	2017/11/17
61386	Hongkong and Shanghai Banking Corporation Ltd., The	Sunny Optical R Bull CBBC Jul 2018 F	0.2500	126.88 per 100 units	129.88 per 100 units	2018/07/16	40,000,000	2017/11/17
61366	Hongkong and Shanghai Banking Corporation Ltd., The	Tencent R Bull CBBC Jul 2018 S	0.3000	366.88 per 100 units	369.38 per 100 units	2018/07/12	60,000,000	2017/11/17
61365	Hongkong and Shanghai Banking Corporation Ltd., The	Tencent R Bear CBBC Jul 2018 N	0.2500	396.38 per 100 units	393.88 per 100 units	2018/07/31	50,000,000	2017/11/17
61356	Haitong International Securities Co. Ltd.	Evergrande R Bull CBBC Aug 2018 D	0.4550	26.8000	27.8000	2018/08/10	30,000,000	2017/11/17

Newly listed callable bull/bear contracts (continued)

Code	Issuer	Name of issue	Issue prices (HK\$)	Strike price (HKD)/Strike level per 10 units	Call price (HKD)/Call level per 10 units	Expiry date	No. of issue (units)	Listing date
61360	Haitong International Securities Co. Ltd.	Evergrande R Bull CBBC Aug 2018 E	0.3350	28.8000	29.8000	2018/08/13	30,000,000	2017/11/17
61637	J.P. Morgan Structured Products B.V.	BYD Company R Bull CBBC Apr 2018 B	0.2500	66.88 per 100 units	68.88 per 100 units	2018/04/20	80,000,000	2017/11/17
61649	J.P. Morgan Structured Products B.V.	BYD Company R Bull CBBC May 2018 A	0.2500	58.88 per 100 units	60.88 per 100 units	2018/05/18	80,000,000	2017/11/17
61650	J.P. Morgan Structured Products B.V.	HSI R Bull CBBC Dec 2018 B	0.2500	28,950 per 10,000 units	29,100 per 10,000 units	2018/12/28	200,000,000	2017/11/17
61630	J.P. Morgan Structured Products B.V.	HSI R Bear CBBC Feb 2018 Z	0.2500	29,248 per 10,000 units	29,148 per 10,000 units	2018/02/27	200,000,000	2017/11/17
61655	J.P. Morgan Structured Products B.V.	HSI R Bear CBBC Apr 2018 G	0.2500	30,350 per 10,000 units	30,200 per 10,000 units	2018/04/27	200,000,000	2017/11/17
61658	J.P. Morgan Structured Products B.V.	HSI R Bear CBBC Apr 2018 H	0.2500	30,548 per 10,000 units	30,448 per 10,000 units	2018/04/27	200,000,000	2017/11/17
61636	J.P. Morgan Structured Products B.V.	Ping An R Bull CBBC May 2018 F	0.2500	73.28 per 100 units	73.88 per 100 units	2018/05/18	150,000,000	2017/11/17
61455	Macquarie Bank Ltd.	Tencent R Bear CBBC Jun 2018 B	1.2550	432.88 per 100 units	430.18 per 100 units	2018/06/29	8,000,000	2017/11/17
61458	Macquarie Bank Ltd.	Tencent R Bear CBBC Jun 2018 C	0.8410	397.88 per 100 units	395.18 per 100 units	2018/06/29	12,000,000	2017/11/17
61459	Macquarie Bank Ltd.	Tencent R Bear CBBC Jun 2018 D	0.9590	407.88 per 100 units	405.18 per 100 units	2018/06/29	11,000,000	2017/11/17
61538	SGA Societe Generale Acceptance N.V./SG Issuer	CMob R Bull CBBC Oct 2018 E	0.2500	79.05 per 100 units	80.25 per 100 units	2018/10/30	100,000,000	2017/11/17
61536	SGA Societe Generale Acceptance N.V./SG Issuer	China Life R Bull CBBC Apr 2018 F	0.2500	27.2500	27.6500	2018/04/13	40,000,000	2017/11/17
61549	SGA Societe Generale Acceptance N.V./SG Issuer	HSI R Bull CBBC Aug 2019 G	0.2500	28,908 per 10,000 units	29,008 per 10,000 units	2019/08/29	200,000,000	2017/11/17
61547	SGA Societe Generale Acceptance N.V./SG Issuer	HSI R Bear CBBC Mar 2018 J	0.2500	29,288 per 12,000 units	29,188 per 12,000 units	2018/03/28	200,000,000	2017/11/17
61556	SGA Societe Generale Acceptance N.V./SG Issuer	Ping An R Bull CBBC May 2018 J	0.2500	75.15 per 100 units	75.75 per 100 units	2018/05/10	100,000,000	2017/11/17
61577	SGA Societe Generale Acceptance N.V./SG Issuer	Ping An R Bull CBBC Oct 2018 F	0.2500	72.90 per 100 units	73.50 per 100 units	2018/10/05	100,000,000	2017/11/17
61585	SGA Societe Generale Acceptance N.V./SG Issuer	Tencent R Bull CBBC Aug 2018 K	0.2500	371.80 per 100 units	374.60 per 100 units	2018/08/30	80,000,000	2017/11/17
61601	SGA Societe Generale Acceptance N.V./SG Issuer	Tencent R Bull CBBC Sep 2018 H	0.2500	363 per 100 units	365.80 per 100 units	2018/09/27	80,000,000	2017/11/17
61584	SGA Societe Generale Acceptance N.V./SG Issuer	Tencent R Bear CBBC Apr 2018 F	0.2500	395.80 per 100 units	393 per 100 units	2018/04/09	80,000,000	2017/11/17
61507	UBS AG	China Life R Bull CBBC Jul 2018 E	0.2500	26.5800	26.9800	2018/07/03	40,000,000	2017/11/17
61488	UBS AG	HSCEI R Bull CBBC Nov 2018 A	0.2500	11,288 per 10,000 units	11,388 per 10,000 units	2018/11/29	100,000,000	2017/11/17
61502	UBS AG	HSCEI R Bear CBBC Mar 2018 A	0.2500	12,988 per 10,000 units	12,888 per 10,000 units	2018/03/28	100,000,000	2017/11/17
61482	UBS AG	HSI R Bull CBBC Apr 2019 R	0.2500	28,988 per 10,000 units	29,138 per 10,000 units	2019/04/29	250,000,000	2017/11/17
61467	UBS AG	HSI R Bear CBBC Feb 2018 Q	0.2500	29,300 per 10,000 units	29,200 per 10,000 units	2018/02/27	200,000,000	2017/11/17
61485	UBS AG	HSI R Bear CBBC Apr 2018 B	0.2500	30,400 per 10,000 units	30,250 per 10,000 units	2018/04/27	250,000,000	2017/11/17
61797	BNP Paribas Issuance B.V.	HSI R Bull CBBC Nov 2018 R	0.2500	29,000 per 10,000 units	29,100 per 10,000 units	2018/11/29	250,000,000	2017/11/20
61798	BNP Paribas Issuance B.V.	HSI R Bull CBBC Nov 2018 S	0.2500	28,900 per 10,000 units	29,000 per 10,000 units	2018/11/29	250,000,000	2017/11/20
61977	Credit Suisse AG	AIA R Bull CBBC Jul 2018 F	0.2500	61.48 per 100 units	62.08 per 100 units	2018/07/11	70,000,000	2017/11/20
61992	Credit Suisse AG	AIA R Bull CBBC Jul 2018 G	0.2500	64.68 per 100 units	65.28 per 100 units	2018/07/19	70,000,000	2017/11/20
61976	Credit Suisse AG	China Mobile R Bull CBBC Nov 2018 A	0.2500	78.18 per 100 units	78.98 per 100 units	2018/11/08	100,000,000	2017/11/20
61938	Credit Suisse AG	HSI R Bull CBBC Apr 2019 B	0.2500	28,998 per 10,000 units	29,198 per 10,000 units	2019/04/29	200,000,000	2017/11/20
61919	Credit Suisse AG	HSI R Bear CBBC May 2018 O	0.2500	29,221 per 10,000 units	29,121 per 10,000 units	2018/05/30	150,000,000	2017/11/20
61959	Credit Suisse AG	Ping An R Bull CBBC Jun 2018 C	0.2500	70.40 per 100 units	71.10 per 100 units	2018/06/07	70,000,000	2017/11/20
61952	Credit Suisse AG	Ping An R Bull CBBC Oct 2018 L	0.2500	74 per 100 units	74.60 per 100 units	2018/10/19	100,000,000	2017/11/20
61962	Credit Suisse AG	Ping An R Bear CBBC Jun 2018 B	0.2500	84.98 per 100 units	84.28 per 100 units	2018/06/21	70,000,000	2017/11/20
61975	Credit Suisse AG	Sunny Optical R Bull CBBC May 2018 A	0.2500	142.88 per 100 units	146.88 per 100 units	2018/05/21	40,000,000	2017/11/20
61908	The Bank of East Asia, Ltd.	HKEX R Bull CBBC Sep 2018 D	0.2500	230.18 per 100 units	232.18 per 100 units	2018/09/13	40,000,000	2017/11/20
61889	The Bank of East Asia, Ltd.	Tencent R Bull CBBC Sep 2018 E	0.2500	365.48 per 100 units	368.28 per 100 units	2018/09/13	40,000,000	2017/11/20
61893	The Bank of East Asia, Ltd.	Tencent R Bear CBBC Sep 2018 B	0.5500	442.88 per 100 units	440.08 per 100 units	2018/09/13	30,000,000	2017/11/20
62016	Goldman Sachs Structured Products (Asia) Ltd.	HKEX R Bull CBBC Jun 2018 Q	0.2500	230 per 100 units	232 per 100 units	2018/06/19	80,000,000	2017/11/20
62026	Goldman Sachs Structured Products (Asia) Ltd.	HKEX R Bull CBBC Jun 2018 R	0.2500	233.38 per 100 units	235.38 per 100 units	2018/06/19	80,000,000	2017/11/20
62014	Goldman Sachs Structured Products (Asia) Ltd.	HSI R Bull CBBC Sep 2019 G	0.2500	29,082 per 10,000 units	29,182 per 10,000 units	2019/09/27	200,000,000	2017/11/20

Newly listed callable bull/bear contracts (continued)

Code	Issuer	Name of issue	Issue prices (HK\$)	Strike price (HKD)/Strike level per 10 units	Call price (HKD)/Call level per 10 units	Expiry date	No. of issue (units)	Listing date
61801	Goldman Sachs Structured Products (Asia) Ltd.	HSI R Bear CBBC Feb 2018 F	0.2500	29,300 per 12,000 units	29,200 per 12,000 units	2018/02/27	200,000,000	2017/11/20
62004	Goldman Sachs Structured Products (Asia) Ltd.	HSI R Bear CBBC Mar 2018 B	0.2500	29,800 per 10,000 units	29,600 per 10,000 units	2018/03/28	200,000,000	2017/11/20
62003	Goldman Sachs Structured Products (Asia) Ltd.	HSI R Bear CBBC Mar 2018 Z	0.2500	29,500 per 10,000 units	29,400 per 10,000 units	2018/03/28	200,000,000	2017/11/20
62032	Goldman Sachs Structured Products (Asia) Ltd.	Ping An R Bull CBBC Oct 2018 H	0.2500	74 per 100 units	75 per 100 units	2018/10/24	80,000,000	2017/11/20
61882	Hongkong and Shanghai Banking Corporation Ltd., The	AAC Tech R Bull CBBC Aug 2018 G	0.2500	168.88 per 100 units	172.88 per 100 units	2018/08/06	40,000,000	2017/11/20
61831	Hongkong and Shanghai Banking Corporation Ltd., The	AIA R Bull CBBC Jul 2018 I	0.2500	60.58 per 100 units	61.28 per 100 units	2018/07/23	60,000,000	2017/11/20
61863	Hongkong and Shanghai Banking Corporation Ltd., The	Country Garden R Bull CBBC Aug 2018 A	0.2500	12.1800	12.6800	2018/08/06	40,000,000	2017/11/20
61806	Hongkong and Shanghai Banking Corporation Ltd., The	CSOP A50 ETF R Bull CBBC Nov 2018 A	0.2500	15.0600	15.1600	2018/11/12	50,000,000	2017/11/20
61859	Hongkong and Shanghai Banking Corporation Ltd., The	Geely Auto R Bull CBBC Aug 2018 J	0.2500	23.9800	24.5800	2018/08/27	40,000,000	2017/11/20
61877	Hongkong and Shanghai Banking Corporation Ltd., The	HKEX R Bull CBBC Oct 2018 D	0.2500	230.18 per 100 units	232.18 per 100 units	2018/10/08	50,000,000	2017/11/20
61821	Hongkong and Shanghai Banking Corporation Ltd., The	HSI R Bull CBBC Jul 2018 Z	0.2500	29,048 per 15,000 units	29,198 per 15,000 units	2018/07/30	100,000,000	2017/11/20
61812	Hongkong and Shanghai Banking Corporation Ltd., The	HSI R Bear CBBC Jul 2018 U	0.2500	29,938 per 20,000 units	29,738 per 20,000 units	2018/07/30	150,000,000	2017/11/20
61815	Hongkong and Shanghai Banking Corporation Ltd., The	HSI R Bear CBBC Oct 2018 F	0.2500	31,338 per 15,000 units	31,188 per 15,000 units	2018/10/30	100,000,000	2017/11/20
61875	Hongkong and Shanghai Banking Corporation Ltd., The	Meitu R Bull CBBC Oct 2018 A	0.2500	10.6800	11.0800	2018/10/08	40,000,000	2017/11/20
61848	Hongkong and Shanghai Banking Corporation Ltd., The	Ping An R Bull CBBC Oct 2018 A	0.2500	72.88 per 100 units	73.58 per 100 units	2018/10/15	80,000,000	2017/11/20
61852	Hongkong and Shanghai Banking Corporation Ltd., The	Ping An R Bear CBBC Nov 2018 D	0.2500	85.08 per 100 units	84.38 per 100 units	2018/11/19	40,000,000	2017/11/20
61861	Hongkong and Shanghai Banking Corporation Ltd., The	Sunny Optical R Bull CBBC Aug 2018 D	0.2500	133.88 per 100 units	136.88 per 100 units	2018/08/06	40,000,000	2017/11/20
61829	Hongkong and Shanghai Banking Corporation Ltd., The	Tencent R Bull CBBC Sep 2018 J	0.2500	384.38 per 100 units	386.88 per 100 units	2018/09/03	60,000,000	2017/11/20
61771	Haitong International Securities Co. Ltd.	AAC Tech R Bull CBBC Jul 2018 E	0.2500	156.80 per 100 units	160.80 per 100 units	2018/07/09	40,000,000	2017/11/20
61775	Haitong International Securities Co. Ltd.	AAC Tech R Bull CBBC Jul 2018 F	0.2500	146.80 per 100 units	150.80 per 100 units	2018/07/10	40,000,000	2017/11/20
61783	Haitong International Securities Co. Ltd.	AAC Tech R Bull CBBC Jul 2018 G	0.2500	161.80 per 100 units	165.80 per 100 units	2018/07/11	40,000,000	2017/11/20
61790	Haitong International Securities Co. Ltd.	Sunny Optical R Bull CBBC Jul 2018 A	0.2500	134 per 100 units	138 per 100 units	2018/07/05	40,000,000	2017/11/20
61791	Haitong International Securities Co. Ltd.	Sunny Optical R Bull CBBC Jul 2018 B	0.2500	124 per 100 units	128 per 100 units	2018/07/05	40,000,000	2017/11/20
62062	J.P. Morgan Structured Products B.V.	HKEX R Bull CBBC Mar 2018 C	0.2500	230.88 per 100 units	232.88 per 100 units	2018/03/16	40,000,000	2017/11/20
62063	J.P. Morgan Structured Products B.V.	HKEX R Bear CBBC Jul 2018 A	0.2500	250.08 per 100 units	248.08 per 100 units	2018/07/20	40,000,000	2017/11/20
62060	J.P. Morgan Structured Products B.V.	HSI R Bear CBBC Feb 2018 B	0.2500	29,350 per 10,000 units	29,200 per 10,000 units	2018/02/27	200,000,000	2017/11/20
61915	Macquarie Bank Ltd.	Tencent R Bear CBBC Jun 2018 E	1.0660	417.88 per 100 units	415.18 per 100 units	2018/06/29	10,000,000	2017/11/20
62070	SGA Societe Generale Acceptance N.V./SG Issuer	AAC Tech R Bull CBBC Oct 2018 B	0.2500	159 per 100 units	163 per 100 units	2018/10/22	40,000,000	2017/11/20
62072	SGA Societe Generale Acceptance N.V./SG Issuer	AIA R Bull CBBC Jul 2018 D	0.2500	64.65 per 100 units	65.25 per 100 units	2018/07/09	60,000,000	2017/11/20
62074	SGA Societe Generale Acceptance N.V./SG Issuer	AIA R Bull CBBC Sep 2018 B	0.2500	61.90 per 100 units	62.50 per 100 units	2018/09/27	60,000,000	2017/11/20
62091	SGA Societe Generale Acceptance N.V./SG Issuer	AIA R Bear CBBC Nov 2018 A	0.2500	73.60 per 100 units	73 per 100 units	2018/11/23	60,000,000	2017/11/20
62095	SGA Societe Generale Acceptance N.V./SG Issuer	HKEX R Bull CBBC Jul 2018 J	0.2500	233.20 per 100 units	235.20 per 100 units	2018/07/13	50,000,000	2017/11/20
62047	SGA Societe Generale Acceptance N.V./SG Issuer	HSI R Bull CBBC Apr 2019 U	0.2500	28,900 per 20,000 units	29,000 per 20,000 units	2019/04/29	200,000,000	2017/11/20
62059	SGA Societe Generale Acceptance N.V./SG Issuer	HSI R Bull CBBC Aug 2019 H	0.2500	28,500 per 20,000 units	28,600 per 20,000 units	2019/08/29	200,000,000	2017/11/20
62036	SGA Societe Generale Acceptance N.V./SG Issuer	HSI R Bear CBBC Feb 2018 Y	0.2500	29,338 per 12,000 units	29,238 per 12,000 units	2018/02/27	200,000,000	2017/11/20
62042	SGA Societe Generale Acceptance N.V./SG Issuer	HSI R Bear CBBC Feb 2018 Z	0.2500	30,638 per 12,000 units	30,538 per 12,000 units	2018/02/27	200,000,000	2017/11/20
62096	SGA Societe Generale Acceptance N.V./SG Issuer	Ping An R Bull CBBC Dec 2018 B	0.2500	70.50 per 100 units	71.10 per 100 units	2018/12/21	100,000,000	2017/11/20
62104	SGA Societe Generale Acceptance N.V./SG Issuer	Ping An R Bear CBBC Dec 2018 C	0.2500	90.60 per 100 units	90 per 100 units	2018/12/21	100,000,000	2017/11/20
62111	SGA Societe Generale Acceptance N.V./SG Issuer	Sunny Optical R Bull CBBC Aug 2018 B	0.2500	134 per 100 units	138 per 100 units	2018/08/08	40,000,000	2017/11/20
62117	SGA Societe Generale Acceptance N.V./SG Issuer	Sunny Optical R Bull CBBC Dec 2018 C	0.2500	126 per 100 units	130 per 100 units	2018/12/19	40,000,000	2017/11/20
62118	SGA Societe Generale Acceptance N.V./SG Issuer	Tencent R Bear CBBC Dec 2018 E	0.7300	457.80 per 100 units	455 per 100 units	2018/12/19	80,000,000	2017/11/20
62035	UBS AG	HSI R Bull CBBC Dec 2018 H	0.2500	29,098 per 10,000 units	29,198 per 10,000 units	2018/12/28	200,000,000	2017/11/20
62034	UBS AG	HSI R Bear CBBC Feb 2018 E	0.2500	29,738 per 10,000 units	29,588 per 10,000 units	2018/02/27	250,000,000	2017/11/20

Newly listed callable bull/bear contracts (continued)

Code	Issuer	Name of issue	Issue prices (HK\$)	Strike price (HKD)/Strike level per 10 units	Call price (HKD)/Call level per 10 units	Expiry date	No. of issue (units)	Listing date
62033	UBS AG	HSI R Bear CBBC Feb 2018 R	0.2500	29,400 per 10,000 units	29,250 per 10,000 units	2018/02/27	250,000,000	2017/11/20
62138	BNP Paribas Issuance B.V.	HSI R Bear CBBC Apr 2018 D	0.2500	29,400 per 10,000 units	29,300 per 10,000 units	2018/04/27	250,000,000	2017/11/21
62215	BNP Paribas Issuance B.V.	Ping An R Bull CBBC Aug 2018 O	0.2500	71.90 per 100 units	72.50 per 100 units	2018/08/30	200,000,000	2017/11/21
62218	BNP Paribas Issuance B.V.	Ping An R Bull CBBC Aug 2018 P	0.2500	74.40 per 100 units	75 per 100 units	2018/08/30	200,000,000	2017/11/21
62219	BNP Paribas Issuance B.V.	Ping An R Bear CBBC Mar 2018 A	0.2500	80.60 per 100 units	80 per 100 units	2018/03/28	200,000,000	2017/11/21
62225	BNP Paribas Issuance B.V.	Tencent R Bear CBBC Apr 2018 A	0.2500	392 per 100 units	390 per 100 units	2018/04/27	50,000,000	2017/11/21
62220	BNP Paribas Issuance B.V.	Tencent R Bear CBBC Apr 2018 F	0.2500	397 per 100 units	395 per 100 units	2018/04/27	50,000,000	2017/11/21
62299	Credit Suisse AG	AIA R Bull CBBC Jul 2018 H	0.2500	65.68 per 100 units	66.28 per 100 units	2018/07/25	70,000,000	2017/11/21
62304	Credit Suisse AG	AIA R Bull CBBC Oct 2018 A	0.2500	63.08 per 100 units	63.68 per 100 units	2018/10/23	70,000,000	2017/11/21
62305	Credit Suisse AG	Geely Auto R Bull CBBC Dec 2018 B	0.2500	24.88 per 100 units	25.48 per 100 units	2018/12/18	100,000,000	2017/11/21
62306	Credit Suisse AG	Geely Auto R Bull CBBC Dec 2018 C	0.2500	26.28 per 100 units	26.88 per 100 units	2018/12/21	100,000,000	2017/11/21
62307	Credit Suisse AG	Galaxy Ent R Bull CBBC Jul 2018 B	0.2500	54.68 per 100 units	55.48 per 100 units	2018/07/10	50,000,000	2017/11/21
62310	Credit Suisse AG	HKEX R Bull CBBC Oct 2018 C	0.2500	233.58 per 100 units	235.58 per 100 units	2018/10/23	50,000,000	2017/11/21
62297	Credit Suisse AG	HSI R Bull CBBC Nov 2018 F	0.2500	28,900 per 10,000 units	29,100 per 10,000 units	2018/11/29	200,000,000	2017/11/21
62308	Credit Suisse AG	HSI R Bear CBBC Mar 2018 D	0.2500	29,338 per 12,000 units	29,188 per 12,000 units	2018/03/28	200,000,000	2017/11/21
62296	Goldman Sachs Structured Products (Asia) Ltd.	China Life R Bull CBBC Jul 2018 C	0.2500	26.3000	26.7000	2018/07/09	80,000,000	2017/11/21
62292	Goldman Sachs Structured Products (Asia) Ltd.	HKEX R Bear CBBC Mar 2018 C	0.2500	240 per 100 units	238 per 100 units	2018/03/01	80,000,000	2017/11/21
62251	Goldman Sachs Structured Products (Asia) Ltd.	HSI R Bull CBBC Sep 2019 H	0.2500	29,098 per 10,000 units	29,198 per 10,000 units	2019/09/27	200,000,000	2017/11/21
62256	Goldman Sachs Structured Products (Asia) Ltd.	HSI R Bear CBBC Mar 2018 I	0.2500	29,350 per 10,000 units	29,250 per 10,000 units	2018/03/28	200,000,000	2017/11/21
62261	Goldman Sachs Structured Products (Asia) Ltd.	Tencent R Bull CBBC Mar 2018 X	0.2500	387.18 per 100 units	389.18 per 100 units	2018/03/16	80,000,000	2017/11/21
62289	Goldman Sachs Structured Products (Asia) Ltd.	Tencent R Bear CBBC Mar 2018 A	0.2500	396 per 100 units	394 per 100 units	2018/03/19	80,000,000	2017/11/21
62290	Goldman Sachs Structured Products (Asia) Ltd.	Tencent R Bear CBBC Mar 2018 C	0.2500	392 per 100 units	390 per 100 units	2018/03/20	80,000,000	2017/11/21
62147	Hongkong and Shanghai Banking Corporation Ltd., The	AAC Tech R Bull CBBC Aug 2018 H	0.2500	161.88 per 100 units	165.88 per 100 units	2018/08/20	40,000,000	2017/11/21
62174	Hongkong and Shanghai Banking Corporation Ltd., The	AIA R Bull CBBC Sep 2018 A	0.2500	64.58 per 100 units	65.28 per 100 units	2018/09/24	60,000,000	2017/11/21
62148	Hongkong and Shanghai Banking Corporation Ltd., The	AIA R Bear CBBC Jun 2018 B	0.2500	73.58 per 100 units	72.88 per 100 units	2018/06/25	40,000,000	2017/11/21
62145	Hongkong and Shanghai Banking Corporation Ltd., The	COVS R Bull CBBC Oct 2018 A	0.4500	20.6800	21.2800	2018/10/29	40,000,000	2017/11/21
62143	Hongkong and Shanghai Banking Corporation Ltd., The	CUmi R Bull CBBC Aug 2018 G	0.2500	11.5800	11.7800	2018/08/06	40,000,000	2017/11/21
62155	Hongkong and Shanghai Banking Corporation Ltd., The	Geely Auto R Bull CBBC Sep 2018 F	0.2500	26.5800	27.1800	2018/09/03	40,000,000	2017/11/21
62150	Hongkong and Shanghai Banking Corporation Ltd., The	HKEX R Bull CBBC Oct 2018 E	0.2500	227.38 per 100 units	229.38 per 100 units	2018/10/15	50,000,000	2017/11/21
62178	Hongkong and Shanghai Banking Corporation Ltd., The	HKEX R Bear CBBC Jul 2018 H	0.3500	267.38 per 100 units	264.88 per 100 units	2018/07/09	40,000,000	2017/11/21
62142	Hongkong and Shanghai Banking Corporation Ltd., The	Ping An R Bull CBBC Jun 2018 B	0.2500	74.98 per 100 units	75.68 per 100 units	2018/06/04	80,000,000	2017/11/21
62173	Hongkong and Shanghai Banking Corporation Ltd., The	Tencent R Bull CBBC Sep 2018 K	0.2500	386.38 per 100 units	388.88 per 100 units	2018/09/24	60,000,000	2017/11/21
62277	J.P. Morgan Structured Products B.V.	AIA R Bull CBBC Jun 2018 C	0.2500	60.28 per 100 units	60.88 per 100 units	2018/06/15	100,000,000	2017/11/21
62288	J.P. Morgan Structured Products B.V.	HSI R Bear CBBC Mar 2018 I	0.2500	29,450 per 10,000 units	29,300 per 10,000 units	2018/03/28	200,000,000	2017/11/21
62236	Macquarie Bank Ltd.	China Life R Bull CBBC Jun 2018 A	0.6480	24.8800	25.3800	2018/06/29	15,500,000	2017/11/21
62242	Macquarie Bank Ltd.	HKEX R Bull CBBC Jun 2018 L	0.5100	222.50 per 100 units	224.50 per 100 units	2018/06/28	20,000,000	2017/11/21
62245	Macquarie Bank Ltd.	HKEX R Bull CBBC Jun 2018 M	0.5050	226.50 per 100 units	228.50 per 100 units	2018/06/28	20,000,000	2017/11/21
62247	Macquarie Bank Ltd.	HKEX R Bear CBBC Sep 2018 E	0.6500	267.50 per 100 units	265.50 per 100 units	2018/09/24	16,000,000	2017/11/21
62235	Macquarie Bank Ltd.	Tencent R Bear CBBC Jun 2018 F	0.7740	392.88 per 100 units	390.18 per 100 units	2018/06/29	13,000,000	2017/11/21
62181	SGA Societe Generale Acceptance N.V./SG Issuer	AIA R Bull CBBC Nov 2018 A	0.2500	59.40 per 100 units	60 per 100 units	2018/11/19	60,000,000	2017/11/21
62195	SGA Societe Generale Acceptance N.V./SG Issuer	China Life R Bull CBBC Jul 2018 D	0.2500	26.6000	27.0000	2018/07/06	40,000,000	2017/11/21
62212	SGA Societe Generale Acceptance N.V./SG Issuer	Geely Auto R Bull CBBC Jul 2018 F	0.2500	26.6000	27.2000	2018/07/20	40,000,000	2017/11/21
62214	SGA Societe Generale Acceptance N.V./SG Issuer	Geely Auto R Bull CBBC Dec 2018 B	0.2500	25.40 per 100 units	26 per 100 units	2018/12/28	100,000,000	2017/11/21

Newly listed callable bull/bear contracts (continued)

Code	Issuer	Name of issue	Issue prices (HK\$)	Strike price (HKD)/Strike level per 10 units	Call price (HKD)/Call level per 10 units	Expiry date	No. of issue (units)	Listing date
62315	SGA Societe Generale Acceptance N.V./SG Issuer	HSI R Bull CBBC Oct 2019 D	0.2500	28,958 per 10,000 units	29,058 per 10,000 units	2019/10/30	200,000,000	2017/11/21
62196	SGA Societe Generale Acceptance N.V./SG Issuer	Ping An R Bull CBBC May 2018 K	0.2500	72.20 per 100 units	72.80 per 100 units	2018/05/18	100,000,000	2017/11/21
62273	UBS AG	AIA R Bull CBBC Jun 2018 A	0.2500	60.28 per 100 units	60.88 per 100 units	2018/06/25	50,000,000	2017/11/21
62275	UBS AG	Geely Auto R Bull CBBC Nov 2018 A	0.2500	25.28 per 100 units	25.88 per 100 units	2018/11/12	100,000,000	2017/11/21
62267	UBS AG	HSI R Bull CBBC Nov 2018 F	0.2500	28,950 per 10,000 units	29,100 per 10,000 units	2018/11/29	250,000,000	2017/11/21
62266	UBS AG	HSI R Bear CBBC Feb 2018 T	0.2500	29,450 per 10,000 units	29,300 per 10,000 units	2018/02/27	250,000,000	2017/11/21
62276	UBS AG	Ping An R Bull CBBC May 2018 B	0.2500	71.38 per 100 units	71.98 per 100 units	2018/05/28	50,000,000	2017/11/21
62321	BNP Paribas Issuance B.V.	HKEx R Bear CBBC Mar 2018 B	0.2500	242 per 100 units	240 per 100 units	2018/03/28	50,000,000	2017/11/22
62373	BNP Paribas Issuance B.V.	HSI R Bull CBBC Nov 2018 T	0.2500	28,800 per 10,000 units	28,900 per 10,000 units	2018/11/29	250,000,000	2017/11/22
62382	BNP Paribas Issuance B.V.	HSI R Bear CBBC Apr 2018 E	0.2500	29,200 per 10,000 units	29,100 per 10,000 units	2018/04/27	250,000,000	2017/11/22
62317	BNP Paribas Issuance B.V.	Tencent R Bull CBBC Sep 2018 K	0.2500	383 per 100 units	385 per 100 units	2018/09/27	50,000,000	2017/11/22
62431	Credit Suisse AG	Geely Auto R Bull CBBC May 2018 D	0.3650	23.9800	24.6800	2018/05/25	30,000,000	2017/11/22
62433	Credit Suisse AG	Geely Auto R Bear CBBC Oct 2018 A	0.2500	31.78 per 100 units	31.18 per 100 units	2018/10/26	100,000,000	2017/11/22
62420	Credit Suisse AG	HSI R Bull CBBC Nov 2018 G	0.2500	29,001 per 12,000 units	29,151 per 12,000 units	2018/11/29	200,000,000	2017/11/22
62422	Credit Suisse AG	HSI R Bull CBBC Nov 2018 H	0.2500	28,888 per 12,000 units	29,038 per 12,000 units	2018/11/29	200,000,000	2017/11/22
62436	Credit Suisse AG	HSI R Bull CBBC Apr 2019 C	0.2500	28,800 per 10,000 units	28,900 per 10,000 units	2019/04/29	150,000,000	2017/11/22
62443	Credit Suisse AG	HSI R Bear CBBC Mar 2018 E	0.2500	29,138 per 12,000 units	28,988 per 12,000 units	2018/03/28	200,000,000	2017/11/22
62441	Credit Suisse AG	HSI R Bear CBBC Apr 2018 S	0.2500	29,002 per 12,000 units	28,852 per 12,000 units	2018/04/27	200,000,000	2017/11/22
62424	Credit Suisse AG	PetCh R Bull CBBC Jul 2018 B	0.2500	4.9600	5.1100	2018/07/25	70,000,000	2017/11/22
62429	Credit Suisse AG	PetCh R Bull CBBC Sep 2018 A	0.2500	4.6100	4.7600	2018/09/27	70,000,000	2017/11/22
62413	Credit Suisse AG	Tencent R Bull CBBC Jul 2018 W	0.2500	384.98 per 100 units	387.98 per 100 units	2018/07/25	50,000,000	2017/11/22
62414	Credit Suisse AG	Tencent R Bull CBBC Aug 2018 D	0.2500	381.23 per 100 units	384.23 per 100 units	2018/08/02	50,000,000	2017/11/22
62440	Credit Suisse AG	Tencent R Bear CBBC Jul 2018 C	0.2500	386.28 per 100 units	383.08 per 100 units	2018/07/24	50,000,000	2017/11/22
62392	Goldman Sachs Structured Products (Asia) Ltd.	HSCEI R Bull CBBC Sep 2019 B	0.2500	11,300 per 10,000 units	11,400 per 10,000 units	2019/09/27	200,000,000	2017/11/22
62386	Goldman Sachs Structured Products (Asia) Ltd.	HSCEI R Bear CBBC Feb 2018 A	0.2500	11,888 per 10,000 units	11,788 per 10,000 units	2018/02/27	200,000,000	2017/11/22
62323	Goldman Sachs Structured Products (Asia) Ltd.	HSI R Bull CBBC Sep 2019 I	0.2500	28,900 per 10,000 units	29,000 per 10,000 units	2019/09/27	200,000,000	2017/11/22
62335	Goldman Sachs Structured Products (Asia) Ltd.	HSI R Bull CBBC Sep 2019 J	0.2500	29,002 per 12,000 units	29,152 per 12,000 units	2019/09/27	200,000,000	2017/11/22
62384	Goldman Sachs Structured Products (Asia) Ltd.	HSI R Bear CBBC Feb 2018 A	0.2500	29,038 per 10,000 units	28,938 per 10,000 units	2018/02/27	200,000,000	2017/11/22
62329	Goldman Sachs Structured Products (Asia) Ltd.	Tencent R Bull CBBC Mar 2018 Q	0.2500	385.98 per 100 units	387.98 per 100 units	2018/03/16	80,000,000	2017/11/22
62334	Goldman Sachs Structured Products (Asia) Ltd.	Tencent R Bull CBBC Mar 2018 S	0.2500	382 per 100 units	384 per 100 units	2018/03/16	80,000,000	2017/11/22
62469	Goldman Sachs Structured Products (Asia) Ltd.	Tencent R Bear CBBC Mar 2018 B	0.2500	388 per 100 units	386 per 100 units	2018/03/16	80,000,000	2017/11/22
62368	Hongkong and Shanghai Banking Corporation Ltd., The	AIA R Bull CBBC Oct 2018 A	0.2500	62.58 per 100 units	63.28 per 100 units	2018/10/08	60,000,000	2017/11/22
62360	Hongkong and Shanghai Banking Corporation Ltd., The	BOC HK R Bull CBBC Aug 2018 A	0.2500	34.88 per 100 units	35.28 per 100 units	2018/08/06	80,000,000	2017/11/22
62361	Hongkong and Shanghai Banking Corporation Ltd., The	Geely Auto R Bull CBBC Sep 2018 G	0.2500	25.6800	26.2800	2018/09/17	40,000,000	2017/11/22
62351	Hongkong and Shanghai Banking Corporation Ltd., The	HSI R Bear CBBC Apr 2018 K	0.2500	29,438 per 15,000 units	29,288 per 15,000 units	2018/04/27	100,000,000	2017/11/22
62353	Hongkong and Shanghai Banking Corporation Ltd., The	HSI R Bear CBBC Apr 2018 N	0.2500	29,188 per 20,000 units	28,988 per 20,000 units	2018/04/27	150,000,000	2017/11/22
62350	Hongkong and Shanghai Banking Corporation Ltd., The	HSI R Bear CBBC Oct 2018 G	0.2500	32,738 per 20,000 units	32,538 per 20,000 units	2018/10/30	150,000,000	2017/11/22
62365	Hongkong and Shanghai Banking Corporation Ltd., The	Tencent R Bull CBBC Oct 2018 C	0.2500	382.38 per 100 units	384.88 per 100 units	2018/10/08	60,000,000	2017/11/22
62371	Hongkong and Shanghai Banking Corporation Ltd., The	Tencent R Bear CBBC Jul 2018 O	0.2500	393.38 per 100 units	390.88 per 100 units	2018/07/23	50,000,000	2017/11/22
62499	J.P. Morgan Structured Products B.V.	Geely Auto R Bull CBBC Dec 2018 C	0.2500	25.28 per 100 units	25.88 per 100 units	2018/12/21	200,000,000	2017/11/22
62476	J.P. Morgan Structured Products B.V.	HSI R Bull CBBC Sep 2019 F	0.2500	29,052 per 10,000 units	29,152 per 10,000 units	2019/09/27	200,000,000	2017/11/22
62487	J.P. Morgan Structured Products B.V.	HSI R Bull CBBC Sep 2019 K	0.2500	28,850 per 10,000 units	29,000 per 10,000 units	2019/09/27	200,000,000	2017/11/22
62506	J.P. Morgan Structured Products B.V.	HSI R Bear CBBC Mar 2018 J	0.2500	29,250 per 10,000 units	29,100 per 10,000 units	2018/03/28	200,000,000	2017/11/22

Newly listed callable bull/bear contracts (continued)

Code	Issuer	Name of issue	Issue prices (HK\$)	Strike price (HKD)/Strike level per 10 units	Call price (HKD)/Call level per 10 units	Expiry date	No. of issue (units)	Listing date
62507	J.P. Morgan Structured Products B.V.	HSI R Bear CBBC Mar 2018 K	0.2500	28,952 per 10,000 units	28,852 per 10,000 units	2018/03/28	200,000,000	2017/11/22
62337	SGA Societe Generale Acceptance N.V./SG Issuer	China Life R Bull CBBC Sep 2018 D	0.2500	25.9000	26.3000	2018/09/05	40,000,000	2017/11/22
62383	SGA Societe Generale Acceptance N.V./SG Issuer	Galaxy R Bull CBBC Jul 2018 D	0.2500	54.20 per 100 units	55 per 100 units	2018/07/20	80,000,000	2017/11/22
62462	SGA Societe Generale Acceptance N.V./SG Issuer	HSI R Bull CBBC Oct 2019 E	0.2500	28,708 per 12,000 units	28,808 per 12,000 units	2019/10/30	200,000,000	2017/11/22
62468	SGA Societe Generale Acceptance N.V./SG Issuer	HSI R Bull CBBC Nov 2019 D	0.2500	28,658 per 10,000 units	28,758 per 10,000 units	2019/11/28	200,000,000	2017/11/22
62444	SGA Societe Generale Acceptance N.V./SG Issuer	HSI R Bear CBBC Feb 2018 H	0.2500	28,988 per 12,000 units	28,888 per 12,000 units	2018/02/27	200,000,000	2017/11/22
62445	SGA Societe Generale Acceptance N.V./SG Issuer	HSI R Bear CBBC Mar 2018 K	0.2500	29,388 per 10,000 units	29,288 per 10,000 units	2018/03/28	200,000,000	2017/11/22
62447	SGA Societe Generale Acceptance N.V./SG Issuer	HSI R Bear CBBC Apr 2018 K	0.2500	29,088 per 10,000 units	28,988 per 10,000 units	2018/04/27	200,000,000	2017/11/22
62461	SGA Societe Generale Acceptance N.V./SG Issuer	HSI R Bear CBBC Apr 2018 L	0.2500	29,238 per 10,000 units	29,138 per 10,000 units	2018/04/27	200,000,000	2017/11/22
62339	SGA Societe Generale Acceptance N.V./SG Issuer	Ping An R Bull CBBC May 2018 L	0.2500	74.10 per 100 units	74.70 per 100 units	2018/05/25	100,000,000	2017/11/22
62347	SGA Societe Generale Acceptance N.V./SG Issuer	Tencent R Bull CBBC Jun 2018 P	0.2500	382.40 per 100 units	385.20 per 100 units	2018/06/21	80,000,000	2017/11/22
62401	UBS AG	HSI R Bull CBBC Nov 2018 G	0.2500	28,800 per 10,000 units	28,950 per 10,000 units	2018/11/29	250,000,000	2017/11/22
62400	UBS AG	HSI R Bull CBBC Dec 2018 I	0.2500	28,988 per 10,000 units	29,088 per 10,000 units	2018/12/28	200,000,000	2017/11/22
62409	UBS AG	HSI R Bear CBBC Feb 2018 U	0.2500	29,002 per 10,000 units	28,852 per 10,000 units	2018/02/27	250,000,000	2017/11/22
62410	UBS AG	HSI R Bear CBBC Feb 2018 W	0.2500	29,100 per 10,000 units	29,000 per 10,000 units	2018/02/27	200,000,000	2017/11/22
62402	UBS AG	Tencent R Bear CBBC Mar 2018 G	0.2500	408 per 100 units	405 per 100 units	2018/03/19	40,000,000	2017/11/22
62407	UBS AG	Tencent R Bear CBBC Mar 2018 H	0.3350	418 per 100 units	415 per 100 units	2018/03/28	40,000,000	2017/11/22
62572	Credit Suisse AG	CCB R Bull CBBC Sep 2018 R	0.2500	6.5600	6.6600	2018/09/20	70,000,000	2017/11/23
62573	Credit Suisse AG	CM Bank R Bull CBBC Nov 2018 E	0.2500	29.18 per 100 units	29.58 per 100 units	2018/11/30	70,000,000	2017/11/23
62571	Credit Suisse AG	HKEX R Bull CBBC Oct 2018 D	0.2500	230.28 per 100 units	232.28 per 100 units	2018/10/12	50,000,000	2017/11/23
62568	Credit Suisse AG	HSI R Bull CBBC Apr 2019 D	0.2500	28,804 per 10,000 units	29,004 per 10,000 units	2019/04/29	200,000,000	2017/11/23
62562	Credit Suisse AG	HSI R Bear CBBC Apr 2018 T	0.2500	29,200 per 12,000 units	29,050 per 12,000 units	2018/04/27	200,000,000	2017/11/23
62576	Credit Suisse AG	HSI R Bear CBBC Apr 2018 U	0.2500	29,400 per 12,000 units	29,250 per 12,000 units	2018/04/27	200,000,000	2017/11/23
62554	Credit Suisse AG	HSI R Bear CBBC May 2018 P	0.2500	28,988 per 10,000 units	28,888 per 10,000 units	2018/05/30	150,000,000	2017/11/23
62584	Credit Suisse AG	Ping An R Bull CBBC Oct 2018 M	0.2500	77.22 per 100 units	77.82 per 100 units	2018/10/12	100,000,000	2017/11/23
62587	Credit Suisse AG	Ping An R Bear CBBC May 2018 B	0.2500	86.98 per 100 units	86.28 per 100 units	2018/05/11	50,000,000	2017/11/23
62578	Credit Suisse AG	Tencent R Bull CBBC Oct 2018 D	0.2500	388.78 per 100 units	391.78 per 100 units	2018/10/26	50,000,000	2017/11/23
62542	The Bank of East Asia, Ltd.	CC Bank R Bull CBBC Sep 2018 B	0.2500	6.5800	6.6800	2018/09/18	60,000,000	2017/11/23
62538	The Bank of East Asia, Ltd.	Geely Auto R Bull CBBC Sep 2018 B	0.2500	26.1800	26.6800	2018/09/18	40,000,000	2017/11/23
62551	The Bank of East Asia, Ltd.	Ping An R Bull CBBC Aug 2018 H	0.6500	76.8800	77.6800	2018/08/30	16,000,000	2017/11/23
62536	The Bank of East Asia, Ltd.	Tencent R Bull CBBC Sep 2018 F	0.2500	388.79 per 100 units	391.59 per 100 units	2018/09/18	40,000,000	2017/11/23
62661	Goldman Sachs Structured Products (Asia) Ltd.	HKEX R Bull CBBC Jun 2018 S	0.2500	228 per 100 units	230 per 100 units	2018/06/28	80,000,000	2017/11/23
62644	Goldman Sachs Structured Products (Asia) Ltd.	HSI R Bull CBBC Aug 2019 N	0.2500	28,750 per 12,000 units	28,900 per 12,000 units	2019/08/29	200,000,000	2017/11/23
62513	Goldman Sachs Structured Products (Asia) Ltd.	HSI R Bear CBBC Mar 2018 H	0.2500	28,952 per 12,000 units	28,852 per 12,000 units	2018/03/28	200,000,000	2017/11/23
62523	Goldman Sachs Structured Products (Asia) Ltd.	HSI R Bear CBBC Mar 2018 K	0.2500	29,100 per 12,000 units	29,000 per 12,000 units	2018/03/28	200,000,000	2017/11/23
62652	Goldman Sachs Structured Products (Asia) Ltd.	Ping An R Bull CBBC Oct 2018 I	0.2500	77.20 per 100 units	77.80 per 100 units	2018/10/23	80,000,000	2017/11/23
62657	Goldman Sachs Structured Products (Asia) Ltd.	Ping An R Bull CBBC Oct 2018 J	0.2500	76.20 per 100 units	76.80 per 100 units	2018/10/19	80,000,000	2017/11/23
62645	Goldman Sachs Structured Products (Asia) Ltd.	Ping An R Bear CBBC Jun 2018 B	0.2500	88.60 per 100 units	88 per 100 units	2018/06/12	80,000,000	2017/11/23
62648	Goldman Sachs Structured Products (Asia) Ltd.	Tencent R Bull CBBC Mar 2018 T	0.2500	389.78 per 100 units	391.78 per 100 units	2018/03/19	80,000,000	2017/11/23
62659	Goldman Sachs Structured Products (Asia) Ltd.	Tencent R Bull CBBC Mar 2018 V	0.2500	384 per 100 units	386 per 100 units	2018/03/20	80,000,000	2017/11/23
62534	Hongkong and Shanghai Banking Corporation Ltd., The	AIA R Bull CBBC Oct 2018 B	0.2500	58.58 per 100 units	59.28 per 100 units	2018/10/15	60,000,000	2017/11/23
62533	Hongkong and Shanghai Banking Corporation Ltd., The	HSCEI R Bear CBBC Apr 2018 D	0.2500	11,888 per 10,000 units	11,788 per 10,000 units	2018/04/27	50,000,000	2017/11/23
62530	Hongkong and Shanghai Banking Corporation Ltd., The	HSI R Bull CBBC Jul 2018 H	0.2500	28,798 per 20,000 units	28,998 per 20,000 units	2018/07/30	150,000,000	2017/11/23

Newly listed callable bull/bear contracts (continued)

Code	Issuer	Name of issue	Issue prices (HK\$)	Strike price (HKD)/Strike level per 10 units	Call price (HKD)/Call level per 10 units	Expiry date	No. of issue (units)	Listing date
62531	Hongkong and Shanghai Banking Corporation Ltd., The	HSI R Bear CBBC Apr 2018 L	0.2500	29,238 per 15,000 units	29,088 per 15,000 units	2018/04/27	100,000,000	2017/11/23
62524	Hongkong and Shanghai Banking Corporation Ltd., The	Meitu R Bull CBBC Oct 2018 B	0.3500	8.7800	9.1800	2018/10/29	40,000,000	2017/11/23
62549	Hongkong and Shanghai Banking Corporation Ltd., The	Ping An R Bull CBBC Aug 2018 H	0.2500	77.08 per 100 units	77.78 per 100 units	2018/08/06	80,000,000	2017/11/23
62527	Hongkong and Shanghai Banking Corporation Ltd., The	SUNAC R Bull CBBC Oct 2018 C	0.2500	31.68 per 100 units	33.18 per 100 units	2018/10/29	80,000,000	2017/11/23
62529	Hongkong and Shanghai Banking Corporation Ltd., The	Tencent R Bull CBBC Aug 2018 W	0.2500	389.08 per 100 units	391.58 per 100 units	2018/08/27	60,000,000	2017/11/23
62636	J.P. Morgan Structured Products B.V.	HSI R Bull CBBC Sep 2018 C	0.2500	28,750 per 10,000 units	28,900 per 10,000 units	2018/09/27	200,000,000	2017/11/23
62631	J.P. Morgan Structured Products B.V.	HSI R Bear CBBC Feb 2018 A	0.2500	29,048 per 10,000 units	28,948 per 10,000 units	2018/02/27	200,000,000	2017/11/23
62633	J.P. Morgan Structured Products B.V.	HSI R Bear CBBC Feb 2018 D	0.2500	29,348 per 10,000 units	29,248 per 10,000 units	2018/02/27	200,000,000	2017/11/23
62634	J.P. Morgan Structured Products B.V.	Ping An R Bull CBBC Apr 2018 H	0.2500	75.28 per 100 units	75.88 per 100 units	2018/04/20	150,000,000	2017/11/23
62635	J.P. Morgan Structured Products B.V.	Tencent R Bull CBBC Mar 2018 M	0.2500	386.08 per 100 units	388.88 per 100 units	2018/03/16	50,000,000	2017/11/23
62545	Macquarie Bank Ltd.	Tencent R Bull CBBC Jun 2018 C	0.7990	382.88 per 100 units	385.88 per 100 units	2018/06/29	13,000,000	2017/11/23
62546	Macquarie Bank Ltd.	Tencent R Bull CBBC Jun 2018 D	0.7560	387.88 per 100 units	390.88 per 100 units	2018/06/29	13,500,000	2017/11/23
62543	SGA Societe Generale Acceptance N.V./SG Issuer	HKEX R Bull CBBC Oct 2018 E	0.2500	230.20 per 100 units	232.20 per 100 units	2018/10/30	50,000,000	2017/11/23
62616	SGA Societe Generale Acceptance N.V./SG Issuer	HSI R Bull CBBC Oct 2019 F	0.2500	28,858 per 10,000 units	28,958 per 10,000 units	2019/10/30	200,000,000	2017/11/23
62617	SGA Societe Generale Acceptance N.V./SG Issuer	HSI R Bull CBBC Nov 2019 E	0.2500	28,908 per 12,000 units	29,008 per 12,000 units	2019/11/28	200,000,000	2017/11/23
62613	SGA Societe Generale Acceptance N.V./SG Issuer	HSI R Bear CBBC Mar 2018 L	0.2500	29,138 per 12,000 units	29,038 per 12,000 units	2018/03/28	200,000,000	2017/11/23
62614	SGA Societe Generale Acceptance N.V./SG Issuer	HSI R Bear CBBC Apr 2018 M	0.2500	30,100 per 20,000 units	30,000 per 20,000 units	2018/04/27	200,000,000	2017/11/23
62637	SGA Societe Generale Acceptance N.V./SG Issuer	Ping An R Bull CBBC Aug 2018 D	0.2500	77.20 per 100 units	77.80 per 100 units	2018/08/08	100,000,000	2017/11/23
62642	SGA Societe Generale Acceptance N.V./SG Issuer	Tencent R Bull CBBC Jul 2018 O	0.2500	388.80 per 100 units	391.60 per 100 units	2018/07/05	80,000,000	2017/11/23
62544	SGA Societe Generale Acceptance N.V./SG Issuer	Tencent R Bull CBBC Sep 2018 I	0.2500	385.20 per 100 units	388 per 100 units	2018/09/10	80,000,000	2017/11/23
62612	UBS AG	HSI R Bull CBBC Nov 2018 U	0.2500	28,900 per 10,000 units	29,000 per 10,000 units	2018/11/29	200,000,000	2017/11/23
62591	UBS AG	HSI R Bear CBBC Feb 2018 X	0.2500	29,000 per 10,000 units	28,900 per 10,000 units	2018/02/27	200,000,000	2017/11/23
62611	UBS AG	HSI R Bear CBBC Mar 2018 U	0.2500	29,200 per 10,000 units	29,050 per 10,000 units	2018/03/28	250,000,000	2017/11/23
62630	UBS AG	Ping An R Bull CBBC May 2018 C	0.2500	73.78 per 100 units	74.38 per 100 units	2018/05/14	50,000,000	2017/11/23
62618	UBS AG	Tencent R Bull CBBC Mar 2018 S	0.2500	382.08 per 100 units	384.88 per 100 units	2018/03/07	40,000,000	2017/11/23
62621	UBS AG	Tencent R Bull CBBC Mar 2018 T	0.2500	388.98 per 100 units	391.78 per 100 units	2018/03/26	40,000,000	2017/11/23
62684	BNP Paribas Issuance B.V.	Ch Life R Bull CBBC Aug 2018 D	0.2500	25.6000	26.0000	2018/08/30	50,000,000	2017/11/24
62685	BNP Paribas Issuance B.V.	Ch Life R Bull CBBC Aug 2018 E	0.2500	24.6000	25.0000	2018/08/30	50,000,000	2017/11/24
62669	BNP Paribas Issuance B.V.	CSOP A50 ETF R Bull CBBC Jun 18F	0.2500	15.3000	15.5000	2018/06/28	60,000,000	2017/11/24
62686	BNP Paribas Issuance B.V.	Geely Auto R Bull CBBC Aug 2018A	0.2500	26.5000	27.0000	2018/08/30	40,000,000	2017/11/24
62687	BNP Paribas Issuance B.V.	Geely Auto R Bull CBBC Aug 2018B	0.2500	25.5000	26.0000	2018/08/30	40,000,000	2017/11/24
62681	BNP Paribas Issuance B.V.	HSCEI R Bear CBBC Mar 2018 E	0.2500	12,500 per 10,000 units	12,400 per 10,000 units	2018/03/28	100,000,000	2017/11/24
62717	BNP Paribas Issuance B.V.	HSI R Bull CBBC Nov 2018 U	0.2500	29,100 per 10,000 units	29,200 per 10,000 units	2018/11/29	250,000,000	2017/11/24
62668	BNP Paribas Issuance B.V.	HSI R Bear CBBC Apr 2018 F	0.2500	29,300 per 10,000 units	29,200 per 10,000 units	2018/04/27	250,000,000	2017/11/24
62680	BNP Paribas Issuance B.V.	Ping An R Bull CBBC Aug 2018 Q	0.2500	76.90 per 100 units	77.50 per 100 units	2018/08/30	200,000,000	2017/11/24
62671	BNP Paribas Issuance B.V.	Tencent R Bull CBBC Sep 2018 L	0.2500	388 per 100 units	390 per 100 units	2018/09/27	50,000,000	2017/11/24
62676	BNP Paribas Issuance B.V.	Tencent R Bull CBBC Sep 2018 M	0.2500	393 per 100 units	395 per 100 units	2018/09/27	50,000,000	2017/11/24
62679	BNP Paribas Issuance B.V.	Tencent R Bull CBBC Sep 2018 N	0.2500	398 per 100 units	400 per 100 units	2018/09/27	50,000,000	2017/11/24
62745	BNP Paribas Issuance B.V.	Tencent R Bear CBBC Apr 2018 V	0.2500	407 per 100 units	405 per 100 units	2018/04/27	50,000,000	2017/11/24
62830	Credit Suisse AG	BOCL R Bull CBBC Sep 2018 H	0.2500	3.4100	3.4900	2018/09/14	70,000,000	2017/11/24
62827	Credit Suisse AG	CCB R Bull CBBC Sep 2018 S	0.2500	6.7000	6.8000	2018/09/14	70,000,000	2017/11/24
62834	Credit Suisse AG	CM Bank R Bull CBBC Nov 2018 F	0.2500	30.48 per 100 units	30.88 per 100 units	2018/11/23	70,000,000	2017/11/24
62835	Credit Suisse AG	HSCEI R Bull CBBC Sep 2018 A	0.2500	11,358 per 10,000 units	11,458 per 10,000 units	2018/09/27	100,000,000	2017/11/24

Newly listed callable bull/bear contracts (continued)

Code	Issuer	Name of issue	Issue prices (HK\$)	Strike price (HKD)/Strike level per 10 units	Call price (HKD)/Call level per 10 units	Expiry date	No. of issue (units)	Listing date
62836	Credit Suisse AG	HSCEI R Bear CBBC Apr 2018 A	0.2500	12,658 per 10,000 units	12,558 per 10,000 units	2018/04/27	100,000,000	2017/11/24
62813	Credit Suisse AG	HSI R Bull CBBC Apr 2018 T	0.2500	28,968 per 10,000 units	29,068 per 10,000 units	2018/04/27	150,000,000	2017/11/24
62812	Credit Suisse AG	HSI R Bull CBBC Nov 2018 I	0.2500	29,100 per 12,000 units	29,250 per 12,000 units	2018/11/29	200,000,000	2017/11/24
62814	Credit Suisse AG	HSI R Bull CBBC Nov 2018 J	0.2500	28,350 per 12,000 units	28,500 per 12,000 units	2018/11/29	200,000,000	2017/11/24
62810	Credit Suisse AG	HSI R Bear CBBC Mar 2018 F	0.2500	29,288 per 10,000 units	29,088 per 10,000 units	2018/03/28	200,000,000	2017/11/24
62829	Credit Suisse AG	ICBC R Bull CBBC Sep 2018 O	0.2500	6.0200	6.1200	2018/09/07	70,000,000	2017/11/24
62815	Credit Suisse AG	Ping An R Bull CBBC Oct 2018 N	0.2500	76.20 per 100 units	76.80 per 100 units	2018/10/11	100,000,000	2017/11/24
62817	Credit Suisse AG	Ping An R Bull CBBC Oct 2018 O	0.2500	78.22 per 100 units	78.82 per 100 units	2018/10/26	100,000,000	2017/11/24
62821	Credit Suisse AG	Ping An R Bear CBBC May 2018 C	0.2500	88.98 per 100 units	88.28 per 100 units	2018/05/18	50,000,000	2017/11/24
62825	Credit Suisse AG	Tencent R Bull CBBC Jul 2018 X	0.2500	392.98 per 100 units	395.98 per 100 units	2018/07/11	50,000,000	2017/11/24
62826	Credit Suisse AG	Tencent R Bull CBBC Aug 2018 E	0.2500	400.38 per 100 units	403.38 per 100 units	2018/08/01	50,000,000	2017/11/24
62837	Credit Suisse AG	Tencent R Bear CBBC Jun 2018 G	0.4300	441.08 per 100 units	437.88 per 100 units	2018/06/27	50,000,000	2017/11/24
62839	Credit Suisse AG	Tencent R Bear CBBC Jun 2018 H	0.5900	456.58 per 100 units	453.38 per 100 units	2018/06/28	50,000,000	2017/11/24
62724	The Bank of East Asia, Ltd.	CPIC R Bull CBBC Sep 2018 A	0.6800	37.0800	37.8800	2018/09/18	15,000,000	2017/11/24
62720	The Bank of East Asia, Ltd.	ICBC R Bull CBBC Sep 2018 A	0.2500	5.9800	6.0800	2018/09/18	60,000,000	2017/11/24
62721	The Bank of East Asia, Ltd.	PetCh R Bull CBBC Sep 2018 A	0.2500	4.9300	5.0800	2018/09/18	40,000,000	2017/11/24
62718	The Bank of East Asia, Ltd.	Tencent R Bull CBBC Sep 2018 G	0.2500	393.48 per 100 units	396.28 per 100 units	2018/09/18	40,000,000	2017/11/24
62719	The Bank of East Asia, Ltd.	Tencent R Bull CBBC Sep 2018 H	0.2500	397.48 per 100 units	400.28 per 100 units	2018/09/18	40,000,000	2017/11/24
62787	The Bank of East Asia, Ltd.	Tencent R Bull CBBC Sep 2018 I	0.2500	400.59 per 100 units	403.39 per 100 units	2018/09/18	40,000,000	2017/11/24
62862	Goldman Sachs Structured Products (Asia) Ltd.	China Life R Bull CBBC May 2018 F	0.2500	25.4000	25.8000	2018/05/25	80,000,000	2017/11/24
62746	Goldman Sachs Structured Products (Asia) Ltd.	HSI R Bull CBBC Sep 2019 K	0.2500	29,150 per 10,000 units	29,250 per 10,000 units	2019/09/27	200,000,000	2017/11/24
62747	Goldman Sachs Structured Products (Asia) Ltd.	HSI R Bull CBBC Sep 2019 L	0.2500	28,950 per 10,000 units	29,050 per 10,000 units	2019/09/27	200,000,000	2017/11/24
62664	Goldman Sachs Structured Products (Asia) Ltd.	HSI R Bear CBBC Feb 2018 G	0.2500	29,400 per 10,000 units	29,300 per 10,000 units	2018/02/27	200,000,000	2017/11/24
62748	Goldman Sachs Structured Products (Asia) Ltd.	HSI R Bear CBBC Mar 2018 L	0.2500	29,698 per 10,000 units	29,598 per 10,000 units	2018/03/28	200,000,000	2017/11/24
62662	Goldman Sachs Structured Products (Asia) Ltd.	HSI R Bear CBBC Mar 2018 M	0.2500	29,200 per 10,000 units	29,100 per 10,000 units	2018/03/28	200,000,000	2017/11/24
62751	Goldman Sachs Structured Products (Asia) Ltd.	Ping An R Bull CBBC Oct 2018 K	0.2500	78.20 per 100 units	78.80 per 100 units	2018/10/18	80,000,000	2017/11/24
62854	Goldman Sachs Structured Products (Asia) Ltd.	Tencent R Bull CBBC Apr 2018 J	0.2500	401.38 per 100 units	403.38 per 100 units	2018/04/03	80,000,000	2017/11/24
62855	Goldman Sachs Structured Products (Asia) Ltd.	Tencent R Bull CBBC Apr 2018 K	0.2500	398 per 100 units	400 per 100 units	2018/04/03	80,000,000	2017/11/24
62856	Goldman Sachs Structured Products (Asia) Ltd.	Tencent R Bull CBBC Apr 2018 L	0.2500	394 per 100 units	396 per 100 units	2018/04/09	80,000,000	2017/11/24
62666	Goldman Sachs Structured Products (Asia) Ltd.	Tencent R Bear CBBC Mar 2018 E	0.2500	400 per 100 units	398 per 100 units	2018/03/21	80,000,000	2017/11/24
62667	Goldman Sachs Structured Products (Asia) Ltd.	Tencent R Bear CBBC Mar 2018 F	0.2500	404 per 100 units	402 per 100 units	2018/03/19	80,000,000	2017/11/24
62860	Goldman Sachs Structured Products (Asia) Ltd.	Tencent R Bear CBBC Apr 2018 P	0.4870	452 per 100 units	450 per 100 units	2018/04/09	80,000,000	2017/11/24
62709	Hongkong and Shanghai Banking Corporation Ltd., The	AIA R Bear CBBC Jul 2018 D	0.2500	77.58 per 100 units	76.88 per 100 units	2018/07/09	40,000,000	2017/11/24
62694	Hongkong and Shanghai Banking Corporation Ltd., The	HSI R Bull CBBC Jul 2018 J	0.2500	28,948 per 15,000 units	29,098 per 15,000 units	2018/07/30	100,000,000	2017/11/24
62692	Hongkong and Shanghai Banking Corporation Ltd., The	ICBC R Bull CBBC Sep 2018 D	0.2500	6.0800	6.1800	2018/09/10	80,000,000	2017/11/24
62695	Hongkong and Shanghai Banking Corporation Ltd., The	Ping An R Bear CBBC Nov 2018 E	0.2500	89.68 per 100 units	88.88 per 100 units	2018/11/12	40,000,000	2017/11/24
62689	Hongkong and Shanghai Banking Corporation Ltd., The	SUNAC R Bull CBBC Sep 2018 A	0.2500	33.68 per 100 units	35.18 per 100 units	2018/09/24	80,000,000	2017/11/24
62691	Hongkong and Shanghai Banking Corporation Ltd., The	SUNAC R Bull CBBC Nov 2018 A	0.2500	27.18 per 100 units	28.68 per 100 units	2018/11/26	80,000,000	2017/11/24
62698	Hongkong and Shanghai Banking Corporation Ltd., The	Tencent R Bull CBBC Oct 2018 D	0.2500	394.88 per 100 units	397.38 per 100 units	2018/10/22	60,000,000	2017/11/24
62791	Hongkong and Shanghai Banking Corporation Ltd., The	Tencent R Bull CBBC Oct 2018 E	0.2500	400.88 per 100 units	403.38 per 100 units	2018/10/15	60,000,000	2017/11/24
62702	Hongkong and Shanghai Banking Corporation Ltd., The	Tencent R Bear CBBC Aug 2018 O	0.6000	453.38 per 100 units	450.88 per 100 units	2018/08/06	50,000,000	2017/11/24
62704	Hongkong and Shanghai Banking Corporation Ltd., The	Tencent R Bear CBBC Sep 2018 F	0.9000	483.38 per 100 units	480.88 per 100 units	2018/09/24	50,000,000	2017/11/24
62734	Haitong International Securities Co. Ltd.	China Mobile R Bull CBBC Jul 2018 C	0.2500	74.60 per 100 units	76.80 per 100 units	2018/07/06	80,000,000	2017/11/24

Newly listed callable bull/bear contracts (continued)

Code	Issuer	Name of issue	Issue prices (HK\$)	Strike price (HKD)/Strike level per 10 units	Call price (HKD)/Call level per 10 units	Expiry date	No. of issue (units)	Listing date
62735	Haitong International Securities Co. Ltd.	China Mobile R Bull CBBC Jul 2018 D	0.2500	72.60 per 100 units	73.80 per 100 units	2018/07/09	80,000,000	2017/11/24
62736	Haitong International Securities Co. Ltd.	China Mobile R Bull CBBC Jul 2018 E	0.2500	69.60 per 100 units	70.80 per 100 units	2018/07/10	80,000,000	2017/11/24
62730	Haitong International Securities Co. Ltd.	Ping An R Bull CBBC Aug 2018 J	0.2500	75.20 per 100 units	75.80 per 100 units	2018/08/08	80,000,000	2017/11/24
62731	Haitong International Securities Co. Ltd.	Ping An R Bull CBBC Aug 2018 K	0.2500	73.20 per 100 units	73.80 per 100 units	2018/08/13	80,000,000	2017/11/24
62733	Haitong International Securities Co. Ltd.	SUNAC R Bull CBBC Jul 2018 A	0.4650	32.0000	33.8000	2018/07/05	25,000,000	2017/11/24
62726	Haitong International Securities Co. Ltd.	Tencent R Bull CBBC Aug 2018 A	0.2500	390.80 per 100 units	393.80 per 100 units	2018/08/03	40,000,000	2017/11/24
62728	Haitong International Securities Co. Ltd.	Tencent R Bull CBBC Aug 2018 B	0.2500	380.80 per 100 units	383.80 per 100 units	2018/08/06	40,000,000	2017/11/24
62796	J.P. Morgan Structured Products B.V.	HSI R Bull CBBC Sep 2019 L	0.2500	29,150 per 10,000 units	29,250 per 10,000 units	2019/09/27	200,000,000	2017/11/24
62797	J.P. Morgan Structured Products B.V.	HSI R Bull CBBC Sep 2019 M	0.2500	28,958 per 10,000 units	29,058 per 10,000 units	2019/09/27	200,000,000	2017/11/24
62795	J.P. Morgan Structured Products B.V.	HSI R Bear CBBC Feb 2018 E	0.2500	29,148 per 10,000 units	29,048 per 10,000 units	2018/02/27	200,000,000	2017/11/24
62798	J.P. Morgan Structured Products B.V.	Tencent R Bull CBBC Mar 2018 N	0.2500	397.88 per 100 units	400.88 per 100 units	2018/03/16	50,000,000	2017/11/24
62800	J.P. Morgan Structured Products B.V.	Tencent R Bull CBBC Mar 2018 O	0.2500	392.08 per 100 units	394.88 per 100 units	2018/03/16	50,000,000	2017/11/24
62807	J.P. Morgan Structured Products B.V.	Tencent R Bull CBBC Mar 2018 P	0.2500	383.08 per 100 units	385.88 per 100 units	2018/03/16	50,000,000	2017/11/24
62774	Macquarie Bank Ltd.	HSI R Bull CBBC Dec 2018 C	0.2500	28,408 per 10,000 units	28,508 per 10,000 units	2018/12/28	40,000,000	2017/11/24
62779	Macquarie Bank Ltd.	HSI R Bull CBBC Dec 2018 D	0.2500	28,508 per 10,000 units	28,608 per 10,000 units	2018/12/28	40,000,000	2017/11/24
62769	Macquarie Bank Ltd.	HSI R Bear CBBC Jun 2018 M	0.2500	30,200 per 10,000 units	30,100 per 10,000 units	2018/06/28	40,000,000	2017/11/24
62772	Macquarie Bank Ltd.	HSI R Bear CBBC Jun 2018 N	0.2500	30,300 per 10,000 units	30,200 per 10,000 units	2018/06/28	40,000,000	2017/11/24
62758	Macquarie Bank Ltd.	Tencent R Bull CBBC Jun 2018 E	0.8020	392.88 per 100 units	395.88 per 100 units	2018/06/29	12,500,000	2017/11/24
62764	Macquarie Bank Ltd.	Tencent R Bull CBBC Jun 2018 F	0.7680	396.88 per 100 units	399.88 per 100 units	2018/06/29	13,100,000	2017/11/24
62765	Macquarie Bank Ltd.	Tencent R Bear CBBC Jun 2018 G	1.0640	427.88 per 100 units	425.08 per 100 units	2018/06/29	9,400,000	2017/11/24
62766	Macquarie Bank Ltd.	Tencent R Bear CBBC Jun 2018 H	1.2410	442.88 per 100 units	440.08 per 100 units	2018/06/29	8,100,000	2017/11/24
62744	SGA Societe Generale Acceptance N.V./SG Issuer	HSI R Bull CBBC Nov 2019 F	0.2500	29,108 per 10,000 units	29,208 per 10,000 units	2019/11/28	200,000,000	2017/11/24
62841	SGA Societe Generale Acceptance N.V./SG Issuer	HSI R Bull CBBC Nov 2019 G	0.2500	28,808 per 12,000 units	28,908 per 12,000 units	2019/11/28	200,000,000	2017/11/24
62845	SGA Societe Generale Acceptance N.V./SG Issuer	HSI R Bull CBBC Nov 2019 H	0.2500	29,058 per 12,000 units	29,158 per 12,000 units	2019/11/28	200,000,000	2017/11/24
62840	SGA Societe Generale Acceptance N.V./SG Issuer	HSI R Bear CBBC Apr 2018 N	0.2500	29,338 per 10,000 units	29,238 per 10,000 units	2018/04/27	200,000,000	2017/11/24
62848	SGA Societe Generale Acceptance N.V./SG Issuer	Ping An R Bull CBBC Jul 2018 A	0.2500	78.20 per 100 units	78.80 per 100 units	2018/07/31	100,000,000	2017/11/24
62738	SGA Societe Generale Acceptance N.V./SG Issuer	Ping An R Bear CBBC Dec 2018 D	0.2500	95.60 per 100 units	95 per 100 units	2018/12/28	100,000,000	2017/11/24
62851	SGA Societe Generale Acceptance N.V./SG Issuer	Tencent R Bull CBBC Apr 2018 B	0.2500	400.40 per 100 units	403.20 per 100 units	2018/04/24	80,000,000	2017/11/24
62852	SGA Societe Generale Acceptance N.V./SG Issuer	Tencent R Bull CBBC Jul 2018 P	0.2500	394.80 per 100 units	397.60 per 100 units	2018/07/04	80,000,000	2017/11/24
62741	SGA Societe Generale Acceptance N.V./SG Issuer	Tencent R Bear CBBC Jul 2018 C	0.2500	417.80 per 100 units	415 per 100 units	2018/07/13	80,000,000	2017/11/24
62742	SGA Societe Generale Acceptance N.V./SG Issuer	Tencent R Bear CBBC Dec 2018 F	0.7100	467.80 per 100 units	465 per 100 units	2018/12/28	80,000,000	2017/11/24
62785	UBS AG	HSI R Bull CBBC Apr 2019 S	0.2500	29,100 per 10,000 units	29,250 per 10,000 units	2019/04/29	250,000,000	2017/11/24
62786	UBS AG	HSI R Bull CBBC Apr 2019 T	0.2500	28,800 per 10,000 units	28,900 per 10,000 units	2019/04/29	200,000,000	2017/11/24
62781	UBS AG	HSI R Bear CBBC Feb 2018 Y	0.2500	29,250 per 10,000 units	29,100 per 10,000 units	2018/02/27	250,000,000	2017/11/24
62783	UBS AG	Tencent R Bull CBBC Mar 2018 U	0.2500	384.98 per 100 units	387.98 per 100 units	2018/03/19	40,000,000	2017/11/24
62784	UBS AG	Tencent R Bull CBBC Apr 2018 J	0.2500	397 per 100 units	400 per 100 units	2018/04/09	40,000,000	2017/11/24
62863	BNP Paribas Issuance B.V.	HSI R Bull CBBC Nov 2018 V	0.2500	29,000 per 10,000 units	29,100 per 10,000 units	2018/11/29	250,000,000	2017/11/27
62901	BNP Paribas Issuance B.V.	Tencent R Bull CBBC Sep 2018 O	0.2500	403 per 100 units	405 per 100 units	2018/09/27	50,000,000	2017/11/27
62942	BNP Paribas Issuance B.V.	Tencent R Bull CBBC Sep 2018 P	0.2500	408 per 100 units	410 per 100 units	2018/09/27	50,000,000	2017/11/27
62944	BNP Paribas Issuance B.V.	Tencent R Bull CBBC Sep 2018 Q	0.2500	413 per 100 units	415 per 100 units	2018/09/27	50,000,000	2017/11/27
62903	BNP Paribas Issuance B.V.	Tencent R Bear CBBC Apr 2018 G	0.2500	412 per 100 units	410 per 100 units	2018/04/27	50,000,000	2017/11/27
62905	BNP Paribas Issuance B.V.	Tencent R Bear CBBC Apr 2018 L	0.5500	457 per 100 units	455 per 100 units	2018/04/27	50,000,000	2017/11/27
62906	BNP Paribas Issuance B.V.	Tencent R Bear CBBC Apr 2018 P	0.6000	462 per 100 units	460 per 100 units	2018/04/27	50,000,000	2017/11/27

Newly listed callable bull/bear contracts (continued)

Code	Issuer	Name of issue	Issue prices (HK\$)	Strike price (HKD)/Strike level per 10 units	Call price (HKD)/Call level per 10 units	Expiry date	No. of issue (units)	Listing date
62988	Credit Suisse AG	BYD Company R Bull CBBC May 2018 B	0.2500	66.18 per 100 units	68.68 per 100 units	2018/05/18	50,000,000	2017/11/27
62990	Credit Suisse AG	BYD Company R Bull CBBC Sep 2018 A	0.2500	71.58 per 100 units	74.08 per 100 units	2018/09/14	50,000,000	2017/11/27
63019	Credit Suisse AG	CSOP A50 ETF R Bull CBBC May 2018 B	0.2500	15.4800	15.5800	2018/05/11	50,000,000	2017/11/27
62993	Credit Suisse AG	Galaxy Ent R Bull CBBC Jun 2018 J	0.2500	56.18 per 100 units	56.98 per 100 units	2018/06/28	50,000,000	2017/11/27
62997	Credit Suisse AG	Galaxy Ent R Bear CBBC Jul 2018 B	0.2500	65.68 per 100 units	64.88 per 100 units	2018/07/13	50,000,000	2017/11/27
63016	Credit Suisse AG	Great Wall Motor R Bull CBBC Jul 2018 A	0.2500	8.1800	8.5800	2018/07/20	40,000,000	2017/11/27
63017	Credit Suisse AG	Great Wall Motor R Bull CBBC Jul 2018 B	0.2500	7.4000	7.8000	2018/07/13	40,000,000	2017/11/27
62984	Credit Suisse AG	HSI R Bull CBBC Dec 2018 K	0.2500	29,049 per 12,000 units	29,199 per 12,000 units	2018/12/28	200,000,000	2017/11/27
62987	Credit Suisse AG	HSI R Bear CBBC May 2018 Q	0.2500	29,252 per 10,000 units	29,152 per 10,000 units	2018/05/30	150,000,000	2017/11/27
63000	Credit Suisse AG	Tencent R Bull CBBC Sep 2018 D	0.2500	396.68 per 100 units	399.68 per 100 units	2018/09/06	50,000,000	2017/11/27
63001	Credit Suisse AG	Tencent R Bull CBBC Sep 2018 E	0.2500	408.68 per 100 units	411.68 per 100 units	2018/09/13	50,000,000	2017/11/27
63009	Credit Suisse AG	Tencent R Bull CBBC Sep 2018 F	0.2500	416.98 per 100 units	419.98 per 100 units	2018/09/21	50,000,000	2017/11/27
63013	Credit Suisse AG	Tencent R Bear CBBC Jul 2018 D	0.5000	464.18 per 100 units	460.98 per 100 units	2018/07/13	50,000,000	2017/11/27
63015	Credit Suisse AG	Tencent R Bear CBBC Jul 2018 E	0.6500	479.18 per 100 units	475.98 per 100 units	2018/07/20	50,000,000	2017/11/27
62970	The Bank of East Asia, Ltd.	CM Bank R Bull CBBC Sep 2018 B	0.4000	30.6800	31.2800	2018/09/20	25,000,000	2017/11/27
62971	The Bank of East Asia, Ltd.	Geely Auto R Bull CBBC Sep 2018 C	0.2500	27.2800	27.8800	2018/09/20	40,000,000	2017/11/27
62983	The Bank of East Asia, Ltd.	Galaxy Ent R Bull CBBC Sep 2018 B	0.6500	55.4800	56.2800	2018/09/20	16,000,000	2017/11/27
62969	The Bank of East Asia, Ltd.	Ping An R Bull CBBC Aug 2018 I	0.6500	78.3800	79.1800	2018/08/03	16,000,000	2017/11/27
62968	The Bank of East Asia, Ltd.	Ping An R Bear CBBC Aug 2018 A	0.6500	83.6800	82.8800	2018/08/03	16,000,000	2017/11/27
62972	The Bank of East Asia, Ltd.	Tencent R Bull CBBC Sep 2018 J	0.2500	417.19 per 100 units	419.99 per 100 units	2018/09/20	40,000,000	2017/11/27
62974	The Bank of East Asia, Ltd.	Tencent R Bull CBBC Sep 2018 K	0.2500	410.08 per 100 units	412.88 per 100 units	2018/09/20	40,000,000	2017/11/27
62982	The Bank of East Asia, Ltd.	Tencent R Bear CBBC Sep 2018 C	0.5500	432.88 per 100 units	430.08 per 100 units	2018/09/20	30,000,000	2017/11/27
62866	Goldman Sachs Structured Products (Asia) Ltd.	HKEX R Bull CBBC Oct 2018 A	0.2500	231.78 per 100 units	233.78 per 100 units	2018/10/18	80,000,000	2017/11/27
63020	Goldman Sachs Structured Products (Asia) Ltd.	HSI R Bull CBBC Aug 2019 O	0.2500	29,160 per 10,000 units	29,260 per 10,000 units	2019/08/29	200,000,000	2017/11/27
63022	Goldman Sachs Structured Products (Asia) Ltd.	HSI R Bull CBBC Aug 2019 P	0.2500	29,000 per 10,000 units	29,100 per 10,000 units	2019/08/29	200,000,000	2017/11/27
62899	Goldman Sachs Structured Products (Asia) Ltd.	HSI R Bear CBBC Mar 2018 N	0.2500	29,300 per 10,000 units	29,200 per 10,000 units	2018/03/28	200,000,000	2017/11/27
63026	Goldman Sachs Structured Products (Asia) Ltd.	Tencent R Bull CBBC Apr 2018 M	0.2500	417.98 per 100 units	419.98 per 100 units	2018/04/09	80,000,000	2017/11/27
63027	Goldman Sachs Structured Products (Asia) Ltd.	Tencent R Bull CBBC Apr 2018 N	0.2500	414 per 100 units	416 per 100 units	2018/04/10	80,000,000	2017/11/27
63028	Goldman Sachs Structured Products (Asia) Ltd.	Tencent R Bull CBBC Apr 2018 O	0.2500	408 per 100 units	410 per 100 units	2018/04/11	80,000,000	2017/11/27
63038	Goldman Sachs Structured Products (Asia) Ltd.	Tencent R Bull CBBC Apr 2018 P	0.2500	406 per 100 units	408 per 100 units	2018/04/12	80,000,000	2017/11/27
62865	Goldman Sachs Structured Products (Asia) Ltd.	Tencent R Bear CBBC Mar 2018 H	0.2500	408 per 100 units	406 per 100 units	2018/03/16	80,000,000	2017/11/27
63023	Goldman Sachs Structured Products (Asia) Ltd.	Tencent R Bear CBBC Apr 2018 Q	0.2500	422.18 per 100 units	420.18 per 100 units	2018/04/11	80,000,000	2017/11/27
63024	Goldman Sachs Structured Products (Asia) Ltd.	Tencent R Bear CBBC Apr 2018 R	0.4300	462 per 100 units	460 per 100 units	2018/04/12	80,000,000	2017/11/27
62894	Hongkong and Shanghai Banking Corporation Ltd., The	BOCL R Bull CBBC Aug 2018 H	0.2500	3.3500	3.4300	2018/08/27	80,000,000	2017/11/27
62881	Hongkong and Shanghai Banking Corporation Ltd., The	BYD Company R Bull CBBC Aug 2018 A	0.2500	67.78 per 100 units	70.28 per 100 units	2018/08/27	50,000,000	2017/11/27
62895	Hongkong and Shanghai Banking Corporation Ltd., The	CSOP A50 ETF R Bull CBBC Sep 2018 A	0.2500	15.3600	15.4600	2018/09/17	50,000,000	2017/11/27
62897	Hongkong and Shanghai Banking Corporation Ltd., The	CSOP A50 ETF R Bear CBBC Jul 2018 A	0.2500	17.9800	17.8800	2018/07/03	40,000,000	2017/11/27
62886	Hongkong and Shanghai Banking Corporation Ltd., The	Geely Auto R Bear CBBC Sep 2018 E	0.2500	34.68 per 100 units	33.88 per 100 units	2018/09/17	100,000,000	2017/11/27
62893	Hongkong and Shanghai Banking Corporation Ltd., The	PetCh R Bull CBBC Oct 2018 B	0.2500	4.9300	5.0800	2018/10/15	80,000,000	2017/11/27
62868	Hongkong and Shanghai Banking Corporation Ltd., The	Tencent R Bull CBBC Oct 2018 F	0.2500	405.48 per 100 units	407.98 per 100 units	2018/10/29	60,000,000	2017/11/27
62869	Hongkong and Shanghai Banking Corporation Ltd., The	Tencent R Bull CBBC Nov 2018 A	0.2500	397.88 per 100 units	400.38 per 100 units	2018/11/05	60,000,000	2017/11/27
62946	Hongkong and Shanghai Banking Corporation Ltd., The	Tencent R Bull CBBC Nov 2018 B	0.2500	417.18 per 100 units	419.98 per 100 units	2018/11/12	60,000,000	2017/11/27
62948	Hongkong and Shanghai Banking Corporation Ltd., The	Tencent R Bull CBBC Nov 2018 C	0.2500	411.18 per 100 units	413.98 per 100 units	2018/11/19	60,000,000	2017/11/27

Newly listed callable bull/bear contracts (continued)

Code	Issuer	Name of issue	Issue prices (HK\$)	Strike price (HKD)/Strike level per 10 units	Call price (HKD)/Call level per 10 units	Expiry date	No. of issue (units)	Listing date
62870	Hongkong and Shanghai Banking Corporation Ltd., The	Tencent R Bear CBBC Sep 2018 G	0.2500	418.38 per 100 units	415.88 per 100 units	2018/09/03	50,000,000	2017/11/27
63107	J.P. Morgan Structured Products B.V.	BYD Company R Bull CBBC Apr 2018 C	0.2500	67 per 100 units	68.88 per 100 units	2018/04/20	80,000,000	2017/11/27
63108	J.P. Morgan Structured Products B.V.	BYD Company R Bull CBBC May 2018 B	0.2500	71 per 100 units	72.88 per 100 units	2018/05/18	80,000,000	2017/11/27
63118	J.P. Morgan Structured Products B.V.	CSOP A50 ETF R Bull CBBC Mar 2018 B	0.2500	14.9800	15.0800	2018/03/16	80,000,000	2017/11/27
63116	J.P. Morgan Structured Products B.V.	Galaxy Ent R Bull CBBC May 2018 C	0.2500	55.08 per 100 units	55.88 per 100 units	2018/05/18	100,000,000	2017/11/27
63094	J.P. Morgan Structured Products B.V.	HSI R Bull CBBC Dec 2018 C	0.2500	28,950 per 10,000 units	29,100 per 10,000 units	2018/12/28	200,000,000	2017/11/27
63158	J.P. Morgan Structured Products B.V.	HSI R Bull CBBC Dec 2018 D	0.2500	29,050 per 10,000 units	29,200 per 10,000 units	2018/12/28	200,000,000	2017/11/27
63159	J.P. Morgan Structured Products B.V.	HSI R Bull CBBC Dec 2018 E	0.2500	28,858 per 10,000 units	28,958 per 10,000 units	2018/12/28	200,000,000	2017/11/27
63105	J.P. Morgan Structured Products B.V.	HSI R Bear CBBC Feb 2018 F	0.2500	29,350 per 10,000 units	29,200 per 10,000 units	2018/02/27	200,000,000	2017/11/27
63164	J.P. Morgan Structured Products B.V.	HSI R Bear CBBC Mar 2018 L	0.2500	30,648 per 10,000 units	30,548 per 10,000 units	2018/03/28	200,000,000	2017/11/27
63166	J.P. Morgan Structured Products B.V.	HSI R Bear CBBC Apr 2018 I	0.2500	30,950 per 10,000 units	30,800 per 10,000 units	2018/04/27	200,000,000	2017/11/27
63115	J.P. Morgan Structured Products B.V.	Ping An R Bull CBBC Apr 2018 I	0.2500	77.28 per 100 units	77.88 per 100 units	2018/04/20	150,000,000	2017/11/27
63127	J.P. Morgan Structured Products B.V.	Tencent R Bull CBBC Mar 2018 Q	0.2500	403.88 per 100 units	406.88 per 100 units	2018/03/16	50,000,000	2017/11/27
63151	J.P. Morgan Structured Products B.V.	Tencent R Bull CBBC Mar 2018 R	0.2500	409.88 per 100 units	412.88 per 100 units	2018/03/16	50,000,000	2017/11/27
63157	J.P. Morgan Structured Products B.V.	Tencent R Bull CBBC Mar 2018 S	0.2500	416.98 per 100 units	419.98 per 100 units	2018/03/16	50,000,000	2017/11/27
63119	J.P. Morgan Structured Products B.V.	Tencent R Bear CBBC Mar 2018 N	0.4300	461.88 per 100 units	458.08 per 100 units	2018/03/16	40,000,000	2017/11/27
63120	J.P. Morgan Structured Products B.V.	Tencent R Bear CBBC Mar 2018 O	0.6700	485.88 per 100 units	482.08 per 100 units	2018/03/16	40,000,000	2017/11/27
63171	J.P. Morgan Structured Products B.V.	Tencent R Bear CBBC Mar 2018 P	0.5450	473.88 per 100 units	470.08 per 100 units	2018/03/16	40,000,000	2017/11/27
62958	Macquarie Bank Ltd.	Ping An R Bull CBBC Oct 2018 A	0.2910	72.30 per 100 units	72.88 per 100 units	2018/10/30	35,000,000	2017/11/27
62950	Macquarie Bank Ltd.	Ping An R Bear CBBC Oct 2018 B	0.3110	85.60 per 100 units	85 per 100 units	2018/10/30	33,000,000	2017/11/27
62966	Macquarie Bank Ltd.	Tencent R Bull CBBC Jun 2018 G	0.7940	401.88 per 100 units	404.88 per 100 units	2018/06/29	13,000,000	2017/11/27
62959	Macquarie Bank Ltd.	Tencent R Bear CBBC Jun 2018 I	1.2720	452.88 per 100 units	450.08 per 100 units	2018/06/29	8,000,000	2017/11/27
63087	SGA Societe Generale Acceptance N.V./SG Issuer	CSOP A50 ETF R Bull CBBC Aug 2018 C	0.2500	15.4600	15.5600	2018/08/30	40,000,000	2017/11/27
63088	SGA Societe Generale Acceptance N.V./SG Issuer	CSOP A50 ETF R Bull CBBC Sep 2018 B	0.2500	15.2600	15.3600	2018/09/27	40,000,000	2017/11/27
63067	SGA Societe Generale Acceptance N.V./SG Issuer	Galaxy R Bull CBBC Jun 2018 F	0.2500	57.15 per 100 units	57.95 per 100 units	2018/06/25	80,000,000	2017/11/27
63073	SGA Societe Generale Acceptance N.V./SG Issuer	Galaxy R Bull CBBC Sep 2018 B	0.2500	55.60 per 100 units	56.40 per 100 units	2018/09/11	80,000,000	2017/11/27
62907	SGA Societe Generale Acceptance N.V./SG Issuer	Galaxy R Bear CBBC Nov 2018 A	0.2500	67.80 per 100 units	67 per 100 units	2018/11/27	80,000,000	2017/11/27
63062	SGA Societe Generale Acceptance N.V./SG Issuer	HSI R Bull CBBC Oct 2019 G	0.2500	29,158 per 12,000 units	29,258 per 12,000 units	2019/10/30	200,000,000	2017/11/27
63063	SGA Societe Generale Acceptance N.V./SG Issuer	HSI R Bull CBBC Nov 2019 I	0.2500	28,758 per 10,000 units	28,858 per 10,000 units	2019/11/28	200,000,000	2017/11/27
63066	SGA Societe Generale Acceptance N.V./SG Issuer	HSI R Bull CBBC Dec 2019 A	0.2500	29,008 per 10,000 units	29,108 per 10,000 units	2019/12/30	200,000,000	2017/11/27
63061	SGA Societe Generale Acceptance N.V./SG Issuer	HSI R Bear CBBC Mar 2018 M	0.2500	30,738 per 12,000 units	30,638 per 12,000 units	2018/03/28	200,000,000	2017/11/27
62910	SGA Societe Generale Acceptance N.V./SG Issuer	ICBC R Bull CBBC Dec 2018 A	0.2500	5.9500	6.0500	2018/12/14	60,000,000	2017/11/27
62911	SGA Societe Generale Acceptance N.V./SG Issuer	Ping An R Bull CBBC Oct 2018 G	0.2500	76.20 per 100 units	76.80 per 100 units	2018/10/24	100,000,000	2017/11/27
62912	SGA Societe Generale Acceptance N.V./SG Issuer	SUNAC R Bull CBBC Sep 2018 A	0.2500	29.70 per 100 units	31.50 per 100 units	2018/09/21	80,000,000	2017/11/27
62913	SGA Societe Generale Acceptance N.V./SG Issuer	SUNAC R Bull CBBC Oct 2018 A	0.2500	32.20 per 100 units	34 per 100 units	2018/10/26	80,000,000	2017/11/27
62914	SGA Societe Generale Acceptance N.V./SG Issuer	SUNAC R Bull CBBC Dec 2018 A	0.2500	27.70 per 100 units	29.50 per 100 units	2018/12/14	80,000,000	2017/11/27
63074	SGA Societe Generale Acceptance N.V./SG Issuer	Tencent R Bull CBBC Apr 2018 C	0.2500	417 per 100 units	419.80 per 100 units	2018/04/25	80,000,000	2017/11/27
63079	SGA Societe Generale Acceptance N.V./SG Issuer	Tencent R Bull CBBC May 2018 B	0.2500	414.20 per 100 units	417 per 100 units	2018/05/07	80,000,000	2017/11/27
63082	SGA Societe Generale Acceptance N.V./SG Issuer	Tencent R Bull CBBC Aug 2018 L	0.2500	408.60 per 100 units	411.40 per 100 units	2018/08/02	80,000,000	2017/11/27
63085	SGA Societe Generale Acceptance N.V./SG Issuer	Tencent R Bull CBBC Sep 2018 J	0.2500	403.20 per 100 units	406 per 100 units	2018/09/14	80,000,000	2017/11/27
62915	SGA Societe Generale Acceptance N.V./SG Issuer	Tencent R Bull CBBC Oct 2018 B	0.2500	397.60 per 100 units	400.40 per 100 units	2018/10/22	80,000,000	2017/11/27
62925	SGA Societe Generale Acceptance N.V./SG Issuer	Tencent R Bull CBBC Oct 2018 C	0.2500	392.80 per 100 units	395.60 per 100 units	2018/10/30	80,000,000	2017/11/27
62931	SGA Societe Generale Acceptance N.V./SG Issuer	Tencent R Bear CBBC Nov 2018 F	0.7300	477.80 per 100 units	475 per 100 units	2018/11/28	80,000,000	2017/11/27

Newly listed callable bull/bear contracts (continued)

Code	Issuer	Name of issue	Issue prices (HK\$)	Strike price (HKD)/Strike level per 10 units	Call price (HKD)/Call level per 10 units	Expiry date	No. of issue (units)	Listing date
62940	SGA Societe Generale Acceptance N.V./SG Issuer	Tencent R Bear CBBC Dec 2018 G	0.8300	487.80 per 100 units	485 per 100 units	2018/12/31	80,000,000	2017/11/27
63040	UBS AG	BYD Company R Bull CBBC Jul 2018 A	0.2500	69.38 per 100 units	71.88 per 100 units	2018/07/19	40,000,000	2017/11/27
63041	UBS AG	BYD Company R Bull CBBC Jul 2018 B	0.2500	64.38 per 100 units	66.88 per 100 units	2018/07/12	40,000,000	2017/11/27
63060	UBS AG	Galaxy Ent R Bull CBBC Jul 2018 A	0.2500	55.08 per 100 units	55.88 per 100 units	2018/07/16	40,000,000	2017/11/27
63056	UBS AG	HSI R Bull CBBC Oct 2018 K	0.2500	28,900 per 10,000 units	29,050 per 10,000 units	2018/10/30	250,000,000	2017/11/27
63051	UBS AG	HSI R Bull CBBC Dec 2018 J	0.2500	29,160 per 10,000 units	29,260 per 10,000 units	2018/12/28	200,000,000	2017/11/27
63039	UBS AG	HSI R Bear CBBC Feb 2018 Z	0.2500	29,252 per 10,000 units	29,152 per 10,000 units	2018/02/27	200,000,000	2017/11/27
63046	UBS AG	Tencent R Bull CBBC Apr 2018 K	0.2500	416.88 per 100 units	419.88 per 100 units	2018/04/18	40,000,000	2017/11/27
63047	UBS AG	Tencent R Bull CBBC Apr 2018 L	0.2500	405.88 per 100 units	408.88 per 100 units	2018/04/11	40,000,000	2017/11/27
63048	UBS AG	Tencent R Bear CBBC Apr 2018 G	0.3400	453.88 per 100 units	450.88 per 100 units	2018/04/16	40,000,000	2017/11/27
63345	BNP Paribas Issuance B.V.	CSOP A50 ETF R Bull CBBC Jun 18G	0.2500	15.8000	16.0000	2018/06/28	60,000,000	2017/11/28
63350	BNP Paribas Issuance B.V.	HKEX R Bull CBBC Aug 2018 R	0.2500	230 per 100 units	232 per 100 units	2018/08/30	50,000,000	2017/11/28
63567	BNP Paribas Issuance B.V.	HSI R Bull CBBC Nov 2018 A	0.2500	29,700 per 10,000 units	29,800 per 10,000 units	2018/11/29	250,000,000	2017/11/28
63313	BNP Paribas Issuance B.V.	HSI R Bull CBBC Nov 2018 W	0.2500	29,200 per 10,000 units	29,300 per 10,000 units	2018/11/29	250,000,000	2017/11/28
63325	BNP Paribas Issuance B.V.	HSI R Bull CBBC Nov 2018 X	0.2500	29,300 per 10,000 units	29,400 per 10,000 units	2018/11/29	250,000,000	2017/11/28
63328	BNP Paribas Issuance B.V.	HSI R Bull CBBC Nov 2018 Y	0.2500	29,400 per 10,000 units	29,500 per 10,000 units	2018/11/29	250,000,000	2017/11/28
63330	BNP Paribas Issuance B.V.	HSI R Bull CBBC Nov 2018 Z	0.2500	29,500 per 10,000 units	29,600 per 10,000 units	2018/11/29	250,000,000	2017/11/28
63180	BNP Paribas Issuance B.V.	HSI R Bear CBBC Mar 2018 M	0.2500	29,400 per 10,000 units	29,300 per 10,000 units	2018/03/28	250,000,000	2017/11/28
63181	BNP Paribas Issuance B.V.	HSI R Bear CBBC Mar 2018 Q	0.2500	29,500 per 10,000 units	29,400 per 10,000 units	2018/03/28	250,000,000	2017/11/28
63182	BNP Paribas Issuance B.V.	HSI R Bear CBBC Mar 2018 W	0.2500	29,600 per 10,000 units	29,500 per 10,000 units	2018/03/28	250,000,000	2017/11/28
63278	BNP Paribas Issuance B.V.	HSI R Bear CBBC Apr 2018 G	0.2500	29,700 per 10,000 units	29,600 per 10,000 units	2018/04/27	250,000,000	2017/11/28
63284	BNP Paribas Issuance B.V.	HSI R Bear CBBC Apr 2018 H	0.2500	31,200 per 10,000 units	31,100 per 10,000 units	2018/04/27	250,000,000	2017/11/28
63288	BNP Paribas Issuance B.V.	HSI R Bear CBBC Apr 2018 I	0.2500	31,300 per 10,000 units	31,200 per 10,000 units	2018/04/27	250,000,000	2017/11/28
63289	BNP Paribas Issuance B.V.	HSI R Bear CBBC Apr 2018 J	0.2500	31,400 per 10,000 units	31,300 per 10,000 units	2018/04/27	250,000,000	2017/11/28
63292	BNP Paribas Issuance B.V.	HSI R Bear CBBC Apr 2018 K	0.2500	31,500 per 10,000 units	31,400 per 10,000 units	2018/04/27	250,000,000	2017/11/28
63293	BNP Paribas Issuance B.V.	HSI R Bear CBBC Apr 2018 L	0.2500	31,600 per 10,000 units	31,500 per 10,000 units	2018/04/27	250,000,000	2017/11/28
63312	BNP Paribas Issuance B.V.	HSI R Bear CBBC Apr 2018 M	0.2500	29,800 per 10,000 units	29,700 per 10,000 units	2018/04/27	250,000,000	2017/11/28
63457	BNP Paribas Issuance B.V.	HSI R Bear CBBC Apr 2018 N	0.2500	29,900 per 10,000 units	29,800 per 10,000 units	2018/04/27	250,000,000	2017/11/28
63339	BNP Paribas Issuance B.V.	Ping An R Bull CBBC Aug 2018 R	0.2500	79.40 per 100 units	80 per 100 units	2018/08/30	200,000,000	2017/11/28
63344	BNP Paribas Issuance B.V.	Ping An R Bull CBBC Aug 2018 S	0.2500	81.90 per 100 units	82.50 per 100 units	2018/08/30	200,000,000	2017/11/28
63183	BNP Paribas Issuance B.V.	Ping An R Bear CBBC Mar 2018 B	0.2500	85.60 per 100 units	85 per 100 units	2018/03/28	200,000,000	2017/11/28
63333	BNP Paribas Issuance B.V.	Tencent R Bull CBBC Sep 2018 R	0.2500	417.50 per 100 units	420 per 100 units	2018/09/27	50,000,000	2017/11/28
63334	BNP Paribas Issuance B.V.	Tencent R Bull CBBC Sep 2018 S	0.2500	422.50 per 100 units	425 per 100 units	2018/09/27	50,000,000	2017/11/28
63335	BNP Paribas Issuance B.V.	Tencent R Bull CBBC Sep 2018 T	0.2500	427.50 per 100 units	430 per 100 units	2018/09/27	50,000,000	2017/11/28
63336	BNP Paribas Issuance B.V.	Tencent R Bull CBBC Sep 2018 U	0.2500	432.50 per 100 units	435 per 100 units	2018/09/27	50,000,000	2017/11/28
63175	BNP Paribas Issuance B.V.	Tencent R Bear CBBC Apr 2018 B	0.2500	437.50 per 100 units	435 per 100 units	2018/04/27	50,000,000	2017/11/28
63184	BNP Paribas Issuance B.V.	Tencent R Bear CBBC Apr 2018 D	0.5500	467.50 per 100 units	465 per 100 units	2018/04/27	50,000,000	2017/11/28
63173	BNP Paribas Issuance B.V.	Tencent R Bear CBBC Apr 2018 E	0.2500	427.50 per 100 units	425 per 100 units	2018/04/27	50,000,000	2017/11/28
63189	BNP Paribas Issuance B.V.	Tencent R Bear CBBC Apr 2018 J	0.6000	472.50 per 100 units	470 per 100 units	2018/04/27	50,000,000	2017/11/28
63174	BNP Paribas Issuance B.V.	Tencent R Bear CBBC Apr 2018 N	0.2500	432.50 per 100 units	430 per 100 units	2018/04/27	50,000,000	2017/11/28
63190	BNP Paribas Issuance B.V.	Tencent R Bear CBBC Apr 2018 O	0.6500	477.50 per 100 units	475 per 100 units	2018/04/27	50,000,000	2017/11/28
64505	Credit Suisse AG	AIA R Bull CBBC Sep 2018 A	0.2500	64.48 per 100 units	65.08 per 100 units	2018/09/21	70,000,000	2017/11/28
64520	Credit Suisse AG	AIA R Bull CBBC Sep 2018 B	0.2500	67.48 per 100 units	68.08 per 100 units	2018/09/28	70,000,000	2017/11/28

Newly listed callable bull/bear contracts (continued)

Code	Issuer	Name of issue	Issue prices (HK\$)	Strike price (HKD)/Strike level per 10 units	Call price (HKD)/Call level per 10 units	Expiry date	No. of issue (units)	Listing date
64535	Credit Suisse AG	BYD Company R Bull CBBC May 2018 C	0.2500	68.88 per 100 units	71.38 per 100 units	2018/05/11	50,000,000	2017/11/28
64239	Credit Suisse AG	China Mobile R Bull CBBC Oct 2018 D	0.2500	70.48 per 100 units	71.68 per 100 units	2018/10/26	70,000,000	2017/11/28
64270	Credit Suisse AG	China Mobile R Bull CBBC Oct 2018 E	0.2500	74.68 per 100 units	75.88 per 100 units	2018/10/12	70,000,000	2017/11/28
64327	Credit Suisse AG	CM Bank R Bull CBBC Nov 2018 G	0.2500	31.78 per 100 units	32.18 per 100 units	2018/11/09	70,000,000	2017/11/28
64272	Credit Suisse AG	CPIC R Bull CBBC Jul 2018 A	0.2500	39.28 per 100 units	40.08 per 100 units	2018/07/27	50,000,000	2017/11/28
64305	Credit Suisse AG	CSOP A50 ETF R Bull CBBC May 2018 C	0.2500	15.7800	15.8800	2018/05/31	50,000,000	2017/11/28
64229	Credit Suisse AG	Geely Auto R Bull CBBC Dec 2018 D	0.2500	27.68 per 100 units	28.28 per 100 units	2018/12/20	100,000,000	2017/11/28
64236	Credit Suisse AG	Geely Auto R Bear CBBC Nov 2018 A	0.2500	33.78 per 100 units	33.18 per 100 units	2018/11/02	100,000,000	2017/11/28
64483	Credit Suisse AG	HKEX R Bull CBBC Oct 2018 E	0.2500	234.38 per 100 units	236.38 per 100 units	2018/10/25	50,000,000	2017/11/28
64492	Credit Suisse AG	HKEX R Bull CBBC Oct 2018 F	0.2500	242.78 per 100 units	244.78 per 100 units	2018/10/26	50,000,000	2017/11/28
64544	Credit Suisse AG	HSCEI R Bull CBBC Sep 2018 B	0.2500	11,508 per 10,000 units	11,608 per 10,000 units	2018/09/27	100,000,000	2017/11/28
64553	Credit Suisse AG	HSCEI R Bull CBBC Sep 2018 C	0.2500	11,658 per 10,000 units	11,758 per 10,000 units	2018/09/27	100,000,000	2017/11/28
64566	Credit Suisse AG	HSCEI R Bear CBBC Apr 2018 B	0.2500	12,808 per 10,000 units	12,708 per 10,000 units	2018/04/27	100,000,000	2017/11/28
64470	Credit Suisse AG	HSI R Bull CBBC May 2018 L	0.2500	29,718 per 10,000 units	29,818 per 10,000 units	2018/05/30	150,000,000	2017/11/28
64481	Credit Suisse AG	HSI R Bull CBBC May 2018 M	0.2500	29,250 per 10,000 units	29,350 per 10,000 units	2018/05/30	150,000,000	2017/11/28
64476	Credit Suisse AG	HSI R Bull CBBC Nov 2018 K	0.2500	29,500 per 12,000 units	29,650 per 12,000 units	2018/11/29	200,000,000	2017/11/28
64480	Credit Suisse AG	HSI R Bull CBBC Apr 2019 E	0.2500	29,300 per 10,000 units	29,500 per 10,000 units	2019/04/29	150,000,000	2017/11/28
64228	Credit Suisse AG	HSI R Bear CBBC Apr 2018 V	0.2500	29,600 per 12,000 units	29,450 per 12,000 units	2018/04/27	200,000,000	2017/11/28
64362	Credit Suisse AG	HSI R Bear CBBC Apr 2018 W	0.2500	30,000 per 12,000 units	29,800 per 12,000 units	2018/04/27	200,000,000	2017/11/28
64389	Credit Suisse AG	HSI R Bear CBBC Apr 2018 X	0.2500	30,528 per 12,000 units	30,378 per 12,000 units	2018/04/27	200,000,000	2017/11/28
64393	Credit Suisse AG	HSI R Bear CBBC Apr 2018 Y	0.2500	30,828 per 12,000 units	30,678 per 12,000 units	2018/04/27	200,000,000	2017/11/28
64395	Credit Suisse AG	HSI R Bear CBBC Apr 2018 Z	0.2500	31,278 per 12,000 units	31,128 per 12,000 units	2018/04/27	200,000,000	2017/11/28
64380	Credit Suisse AG	HSI R Bear CBBC May 2018 R	0.2500	29,728 per 10,000 units	29,628 per 10,000 units	2018/05/30	150,000,000	2017/11/28
64396	Credit Suisse AG	HSI R Bear CBBC May 2018 S	0.2500	31,600 per 10,000 units	31,400 per 10,000 units	2018/05/30	200,000,000	2017/11/28
64466	Credit Suisse AG	HSI R Bear CBBC May 2018 T	0.2500	31,800 per 10,000 units	31,600 per 10,000 units	2018/05/30	200,000,000	2017/11/28
64467	Credit Suisse AG	HSI R Bear CBBC May 2018 U	0.2500	32,000 per 10,000 units	31,800 per 10,000 units	2018/05/30	200,000,000	2017/11/28
64468	Credit Suisse AG	HSI R Bear CBBC May 2018 V	0.3200	32,700 per 10,000 units	32,500 per 10,000 units	2018/05/30	200,000,000	2017/11/28
64521	Credit Suisse AG	Ping An R Bull CBBC Oct 2018 P	0.2500	80.68 per 100 units	81.28 per 100 units	2018/10/24	100,000,000	2017/11/28
64527	Credit Suisse AG	Ping An R Bull CBBC Oct 2018 Q	0.2500	85.58 per 100 units	86.18 per 100 units	2018/10/10	100,000,000	2017/11/28
64526	Credit Suisse AG	Ping An R Bull CBBC Nov 2018 A	0.2500	83.18 per 100 units	83.78 per 100 units	2018/11/02	100,000,000	2017/11/28
64530	Credit Suisse AG	Ping An R Bear CBBC May 2018 D	0.2500	92.98 per 100 units	92.28 per 100 units	2018/05/17	50,000,000	2017/11/28
64534	Credit Suisse AG	Ping An R Bear CBBC May 2018 E	0.2500	96.98 per 100 units	96.28 per 100 units	2018/05/25	50,000,000	2017/11/28
64336	Credit Suisse AG	Tencent R Bull CBBC Sep 2018 G	0.2500	412.88 per 100 units	415.88 per 100 units	2018/09/19	50,000,000	2017/11/28
64340	Credit Suisse AG	Tencent R Bull CBBC Sep 2018 H	0.2500	424.68 per 100 units	427.68 per 100 units	2018/09/12	50,000,000	2017/11/28
64352	Credit Suisse AG	Tencent R Bull CBBC Sep 2018 I	0.2500	432.38 per 100 units	435.38 per 100 units	2018/09/20	50,000,000	2017/11/28
64355	Credit Suisse AG	Tencent R Bear CBBC Apr 2018 L	0.4000	472.18 per 100 units	468.68 per 100 units	2018/04/19	50,000,000	2017/11/28
64360	Credit Suisse AG	Tencent R Bear CBBC Apr 2018 M	0.6300	494.48 per 100 units	490.98 per 100 units	2018/04/20	50,000,000	2017/11/28
63522	The Bank of East Asia, Ltd.	AIA R Bull CBBC Aug 2018 B	1.0000	64.0800	64.8800	2018/08/02	10,000,000	2017/11/28
63509	The Bank of East Asia, Ltd.	COVS R Bull CBBC Sep 2018 A	0.4000	22.5800	23.1800	2018/09/21	25,000,000	2017/11/28
63485	The Bank of East Asia, Ltd.	HKEX R Bull CBBC Sep 2018 E	0.2500	232.88 per 100 units	234.88 per 100 units	2018/09/21	40,000,000	2017/11/28
63487	The Bank of East Asia, Ltd.	HKEX R Bull CBBC Sep 2018 F	0.2500	239.58 per 100 units	241.58 per 100 units	2018/09/21	40,000,000	2017/11/28
63512	The Bank of East Asia, Ltd.	Ping An R Bull CBBC Aug 2018 J	0.6500	80.8800	81.6800	2018/08/02	16,000,000	2017/11/28
63516	The Bank of East Asia, Ltd.	Ping An R Bull CBBC Aug 2018 K	0.6500	82.8800	83.6800	2018/08/02	16,000,000	2017/11/28

Newly listed callable bull/bear contracts (continued)

Code	Issuer	Name of issue	Issue prices (HK\$)	Strike price (HKD)/Strike level per 10 units	Call price (HKD)/Call level per 10 units	Expiry date	No. of issue (units)	Listing date
63526	The Bank of East Asia, Ltd.	Ping An R Bull CBBC Aug 2018 L	0.6500	84.8800	85.6800	2018/08/02	16,000,000	2017/11/28
63479	The Bank of East Asia, Ltd.	Tencent R Bull CBBC Sep 2018 L	0.2500	422.48 per 100 units	425.28 per 100 units	2018/09/21	40,000,000	2017/11/28
63470	The Bank of East Asia, Ltd.	Tencent R Bear CBBC Sep 2018 D	0.3400	452.88 per 100 units	450.08 per 100 units	2018/09/21	30,000,000	2017/11/28
64219	Goldman Sachs Structured Products (Asia) Ltd.	CSOP A50 ETF R Bull CBBC Mar 2018F	0.2500	16.1000	16.2000	2018/03/28	80,000,000	2017/11/28
64227	Goldman Sachs Structured Products (Asia) Ltd.	CSOP A50 ETF R Bull CBBC Mar 2018G	0.2500	15.7000	15.8000	2018/03/28	80,000,000	2017/11/28
64170	Goldman Sachs Structured Products (Asia) Ltd.	HKEX R Bull CBBC Oct 2018 B	0.2500	242.78 per 100 units	244.78 per 100 units	2018/10/22	80,000,000	2017/11/28
64181	Goldman Sachs Structured Products (Asia) Ltd.	HKEX R Bull CBBC Oct 2018 C	0.2500	240 per 100 units	242 per 100 units	2018/10/23	80,000,000	2017/11/28
64202	Goldman Sachs Structured Products (Asia) Ltd.	HKEX R Bull CBBC Oct 2018 D	0.2500	236 per 100 units	238 per 100 units	2018/10/24	80,000,000	2017/11/28
64208	Goldman Sachs Structured Products (Asia) Ltd.	HKEX R Bear CBBC Apr 2018 A	0.2500	260 per 100 units	258 per 100 units	2018/04/23	80,000,000	2017/11/28
63752	Goldman Sachs Structured Products (Asia) Ltd.	HSCEI R Bull CBBC Sep 2019 C	0.2500	11,400 per 10,000 units	11,600 per 10,000 units	2019/09/27	200,000,000	2017/11/28
63667	Goldman Sachs Structured Products (Asia) Ltd.	HSI R Bull CBBC Aug 2019 Q	0.2500	29,718 per 10,000 units	29,818 per 10,000 units	2019/08/29	200,000,000	2017/11/28
63680	Goldman Sachs Structured Products (Asia) Ltd.	HSI R Bull CBBC Aug 2019 R	0.2500	29,400 per 10,000 units	29,500 per 10,000 units	2019/08/29	200,000,000	2017/11/28
63703	Goldman Sachs Structured Products (Asia) Ltd.	HSI R Bull CBBC Aug 2019 S	0.2500	29,200 per 10,000 units	29,300 per 10,000 units	2019/08/29	200,000,000	2017/11/28
63468	Goldman Sachs Structured Products (Asia) Ltd.	HSI R Bear CBBC Mar 2018 O	0.2510	29,800 per 10,000 units	29,700 per 10,000 units	2018/03/28	200,000,000	2017/11/28
63259	Goldman Sachs Structured Products (Asia) Ltd.	HSI R Bear CBBC Apr 2018 A	0.2500	29,361 per 10,000 units	29,261 per 10,000 units	2018/04/27	200,000,000	2017/11/28
63262	Goldman Sachs Structured Products (Asia) Ltd.	HSI R Bear CBBC Apr 2018 B	0.2500	29,500 per 10,000 units	29,400 per 10,000 units	2018/04/27	200,000,000	2017/11/28
63267	Goldman Sachs Structured Products (Asia) Ltd.	HSI R Bear CBBC Apr 2018 C	0.2500	29,600 per 10,000 units	29,500 per 10,000 units	2018/04/27	200,000,000	2017/11/28
63705	Goldman Sachs Structured Products (Asia) Ltd.	HSI R Bear CBBC Apr 2018 D	0.2500	30,050 per 10,000 units	29,950 per 10,000 units	2018/04/27	200,000,000	2017/11/28
63708	Goldman Sachs Structured Products (Asia) Ltd.	HSI R Bear CBBC Apr 2018 E	0.2500	30,250 per 10,000 units	30,150 per 10,000 units	2018/04/27	200,000,000	2017/11/28
63709	Goldman Sachs Structured Products (Asia) Ltd.	HSI R Bear CBBC Apr 2018 F	0.2500	31,200 per 10,000 units	31,100 per 10,000 units	2018/04/27	200,000,000	2017/11/28
63734	Goldman Sachs Structured Products (Asia) Ltd.	HSI R Bear CBBC Apr 2018 G	0.2500	31,400 per 10,000 units	31,300 per 10,000 units	2018/04/27	200,000,000	2017/11/28
63749	Goldman Sachs Structured Products (Asia) Ltd.	HSI R Bear CBBC Apr 2018 H	0.2500	31,600 per 10,000 units	31,500 per 10,000 units	2018/04/27	200,000,000	2017/11/28
64123	Goldman Sachs Structured Products (Asia) Ltd.	Ping An R Bull CBBC Oct 2018 L	0.2500	85.58 per 100 units	86.18 per 100 units	2018/10/22	80,000,000	2017/11/28
64124	Goldman Sachs Structured Products (Asia) Ltd.	Ping An R Bull CBBC Oct 2018 M	0.2500	83.40 per 100 units	84 per 100 units	2018/10/23	80,000,000	2017/11/28
64129	Goldman Sachs Structured Products (Asia) Ltd.	Ping An R Bull CBBC Oct 2018 N	0.2500	81.40 per 100 units	82 per 100 units	2018/10/24	80,000,000	2017/11/28
64148	Goldman Sachs Structured Products (Asia) Ltd.	Ping An R Bull CBBC Oct 2018 O	0.2500	79.40 per 100 units	80 per 100 units	2018/10/25	80,000,000	2017/11/28
64157	Goldman Sachs Structured Products (Asia) Ltd.	Ping An R Bear CBBC Oct 2018 A	0.2500	98.60 per 100 units	98 per 100 units	2018/10/25	80,000,000	2017/11/28
63391	Goldman Sachs Structured Products (Asia) Ltd.	Tencent R Bull CBBC Apr 2018 Q	0.2500	433.38 per 100 units	435.38 per 100 units	2018/04/09	80,000,000	2017/11/28
63400	Goldman Sachs Structured Products (Asia) Ltd.	Tencent R Bull CBBC Apr 2018 R	0.2500	430 per 100 units	432 per 100 units	2018/04/10	80,000,000	2017/11/28
63417	Goldman Sachs Structured Products (Asia) Ltd.	Tencent R Bull CBBC Apr 2018 S	0.2500	426 per 100 units	428 per 100 units	2018/04/11	80,000,000	2017/11/28
63418	Goldman Sachs Structured Products (Asia) Ltd.	Tencent R Bull CBBC Apr 2018 T	0.2500	422 per 100 units	424 per 100 units	2018/04/12	80,000,000	2017/11/28
63268	Goldman Sachs Structured Products (Asia) Ltd.	Tencent R Bear CBBC Apr 2018 S	0.2500	427 per 100 units	425 per 100 units	2018/04/16	80,000,000	2017/11/28
63276	Goldman Sachs Structured Products (Asia) Ltd.	Tencent R Bear CBBC Apr 2018 T	0.2500	432 per 100 units	430 per 100 units	2018/04/17	80,000,000	2017/11/28
64077	Goldman Sachs Structured Products (Asia) Ltd.	Tencent R Bear CBBC Apr 2018 U	0.4240	472 per 100 units	470 per 100 units	2018/04/09	80,000,000	2017/11/28
64102	Goldman Sachs Structured Products (Asia) Ltd.	Tencent R Bear CBBC Apr 2018 V	0.5220	482 per 100 units	480 per 100 units	2018/04/10	80,000,000	2017/11/28
64111	Goldman Sachs Structured Products (Asia) Ltd.	Tencent R Bear CBBC Apr 2018 W	0.6210	492 per 100 units	490 per 100 units	2018/04/11	80,000,000	2017/11/28
63379	Hongkong and Shanghai Banking Corporation Ltd., The	BYD Company R Bull CBBC Nov 2018 A	0.2500	72.78 per 100 units	75.28 per 100 units	2018/11/12	50,000,000	2017/11/28
63378	Hongkong and Shanghai Banking Corporation Ltd., The	CC Bank R Bull CBBC Sep 2018 B	0.2500	6.7300	6.8300	2018/09/10	80,000,000	2017/11/28
63534	Hongkong and Shanghai Banking Corporation Ltd., The	CSOP A50 ETF R Bull CBBC Oct 2018 A	0.2500	15.6600	15.7600	2018/10/29	50,000,000	2017/11/28
63356	Hongkong and Shanghai Banking Corporation Ltd., The	Geely Auto R Bull CBBC Sep 2018 H	0.2500	27.4800	28.0800	2018/09/24	40,000,000	2017/11/28
63532	Hongkong and Shanghai Banking Corporation Ltd., The	Galaxy Ent R Bull CBBC Aug 2018 B	0.2500	54.58 per 100 units	55.38 per 100 units	2018/08/27	80,000,000	2017/11/28
63381	Hongkong and Shanghai Banking Corporation Ltd., The	HKEX R Bull CBBC Oct 2018 F	0.2500	239.58 per 100 units	241.58 per 100 units	2018/10/29	50,000,000	2017/11/28
63353	Hongkong and Shanghai Banking Corporation Ltd., The	HKEX R Bull CBBC Nov 2018 A	0.2500	233.88 per 100 units	235.88 per 100 units	2018/11/12	50,000,000	2017/11/28

Newly listed callable bull/bear contracts (continued)

Code	Issuer	Name of issue	Issue prices (HK\$)	Strike price (HKD)/Strike level per 10 units	Call price (HKD)/Call level per 10 units	Expiry date	No. of issue (units)	Listing date
63384	Hongkong and Shanghai Banking Corporation Ltd., The	HSI R Bull CBBC Jul 2018 I	0.2500	29,148 per 15,000 units	29,298 per 15,000 units	2018/07/30	100,000,000	2017/11/28
63387	Hongkong and Shanghai Banking Corporation Ltd., The	HSI R Bull CBBC Jul 2018 K	0.2500	29,448 per 15,000 units	29,598 per 15,000 units	2018/07/30	100,000,000	2017/11/28
63390	Hongkong and Shanghai Banking Corporation Ltd., The	HSI R Bear CBBC Oct 2018 H	0.2500	33,138 per 20,000 units	32,938 per 20,000 units	2018/10/30	150,000,000	2017/11/28
63374	Hongkong and Shanghai Banking Corporation Ltd., The	Ping An R Bull CBBC Oct 2018 B	0.2500	83.08 per 100 units	83.78 per 100 units	2018/10/29	80,000,000	2017/11/28
63552	Hongkong and Shanghai Banking Corporation Ltd., The	Ping An R Bull CBBC Nov 2018 A	0.2500	85.48 per 100 units	86.18 per 100 units	2018/11/12	80,000,000	2017/11/28
63559	Hongkong and Shanghai Banking Corporation Ltd., The	Ping An R Bear CBBC Oct 2018 E	0.2500	97.58 per 100 units	96.88 per 100 units	2018/10/29	40,000,000	2017/11/28
63365	Hongkong and Shanghai Banking Corporation Ltd., The	Tencent R Bull CBBC Jul 2018 N	0.2500	432.58 per 100 units	435.38 per 100 units	2018/07/23	60,000,000	2017/11/28
63359	Hongkong and Shanghai Banking Corporation Ltd., The	Tencent R Bull CBBC Aug 2018 X	0.2500	426.58 per 100 units	429.38 per 100 units	2018/08/06	60,000,000	2017/11/28
63558	Hongkong and Shanghai Banking Corporation Ltd., The	Tencent R Bull CBBC Aug 2018 Y	0.2500	420.28 per 100 units	423.08 per 100 units	2018/08/13	60,000,000	2017/11/28
63369	Hongkong and Shanghai Banking Corporation Ltd., The	Tencent R Bear CBBC Jul 2018 P	0.4500	473.68 per 100 units	470.88 per 100 units	2018/07/16	50,000,000	2017/11/28
63371	Hongkong and Shanghai Banking Corporation Ltd., The	Tencent R Bear CBBC Aug 2018 P	0.7500	503.68 per 100 units	500.88 per 100 units	2018/08/13	50,000,000	2017/11/28
63213	Haitong International Securities Co. Ltd.	Ping An R Bull CBBC Aug 2018 L	0.2500	77.20 per 100 units	77.80 per 100 units	2018/08/15	80,000,000	2017/11/28
63191	Haitong International Securities Co. Ltd.	Tencent R Bull CBBC Aug 2018 C	0.2500	415.80 per 100 units	418.80 per 100 units	2018/08/06	40,000,000	2017/11/28
63207	Haitong International Securities Co. Ltd.	Tencent R Bull CBBC Aug 2018 D	0.2500	405.80 per 100 units	408.80 per 100 units	2018/08/07	40,000,000	2017/11/28
63209	Haitong International Securities Co. Ltd.	Tencent R Bull CBBC Aug 2018 E	0.2700	395.80 per 100 units	398.80 per 100 units	2018/08/08	40,000,000	2017/11/28
63224	Haitong International Securities Co. Ltd.	Tencent R Bear CBBC Apr 2018 J	0.2500	426.80 per 100 units	423.80 per 100 units	2018/04/18	40,000,000	2017/11/28
63239	Haitong International Securities Co. Ltd.	Tencent R Bear CBBC Apr 2018 K	0.2500	436.80 per 100 units	433.80 per 100 units	2018/04/16	40,000,000	2017/11/28
63258	Haitong International Securities Co. Ltd.	Tencent R Bear CBBC Apr 2018 L	0.2860	446.80 per 100 units	443.80 per 100 units	2018/04/17	40,000,000	2017/11/28
64860	J.P. Morgan Structured Products B.V.	AIA R Bull CBBC Jul 2018 B	0.2500	64.28 per 100 units	64.88 per 100 units	2018/07/20	100,000,000	2017/11/28
64845	J.P. Morgan Structured Products B.V.	CC Bank R Bull CBBC Sep 2018 F	0.2500	6.6800	6.7800	2018/09/21	150,000,000	2017/11/28
64873	J.P. Morgan Structured Products B.V.	CM Bank R Bull CBBC Oct 2018 A	0.2500	31.48 per 100 units	31.88 per 100 units	2018/10/19	150,000,000	2017/11/28
64854	J.P. Morgan Structured Products B.V.	CPIC R Bull CBBC Oct 2018 A	0.2500	38.08 per 100 units	38.88 per 100 units	2018/10/19	100,000,000	2017/11/28
65056	J.P. Morgan Structured Products B.V.	Geely Auto R Bull CBBC Nov 2018 B	0.2500	27.28 per 100 units	27.88 per 100 units	2018/11/16	250,000,000	2017/11/28
64871	J.P. Morgan Structured Products B.V.	Greatwall Motor R Bull CBBC Jun 2018 A	0.2500	7.7800	8.0800	2018/06/15	50,000,000	2017/11/28
65193	J.P. Morgan Structured Products B.V.	Greatwall Motor R Bull CBBC Jun 2018 B	0.2500	8.1800	8.4800	2018/06/15	50,000,000	2017/11/28
65111	J.P. Morgan Structured Products B.V.	HKEX R Bull CBBC Mar 2018 D	0.2500	242.78 per 100 units	244.78 per 100 units	2018/03/16	40,000,000	2017/11/28
65115	J.P. Morgan Structured Products B.V.	HKEX R Bull CBBC Mar 2018 E	0.2500	236.88 per 100 units	238.88 per 100 units	2018/03/16	40,000,000	2017/11/28
65127	J.P. Morgan Structured Products B.V.	HKEX R Bull CBBC Mar 2018 F	0.2500	230.88 per 100 units	232.88 per 100 units	2018/03/16	40,000,000	2017/11/28
65175	J.P. Morgan Structured Products B.V.	HKEX R Bear CBBC Apr 2018 D	0.2500	262.88 per 100 units	260.08 per 100 units	2018/04/20	40,000,000	2017/11/28
65039	J.P. Morgan Structured Products B.V.	HSBC R Bull CBBC Jul 2018 E	0.2500	72.38 per 100 units	73.88 per 100 units	2018/07/20	150,000,000	2017/11/28
64880	J.P. Morgan Structured Products B.V.	HSCEI R Bull CBBC Sep 2019 C	0.2500	11,700 per 10,000 units	11,800 per 10,000 units	2019/09/27	100,000,000	2017/11/28
64881	J.P. Morgan Structured Products B.V.	HSCEI R Bear CBBC Apr 2018 G	0.2500	13,100 per 10,000 units	13,000 per 10,000 units	2018/04/27	100,000,000	2017/11/28
64893	J.P. Morgan Structured Products B.V.	HSI R Bull CBBC Dec 2018 I	0.2500	29,550 per 10,000 units	29,700 per 10,000 units	2018/12/28	200,000,000	2017/11/28
64933	J.P. Morgan Structured Products B.V.	HSI R Bull CBBC Dec 2018 J	0.2500	28,758 per 10,000 units	28,858 per 10,000 units	2018/12/28	200,000,000	2017/11/28
64883	J.P. Morgan Structured Products B.V.	HSI R Bull CBBC Sep 2019 O	0.2500	29,718 per 10,000 units	29,818 per 10,000 units	2019/09/27	200,000,000	2017/11/28
64923	J.P. Morgan Structured Products B.V.	HSI R Bull CBBC Sep 2019 P	0.2500	29,458 per 10,000 units	29,558 per 10,000 units	2019/09/27	200,000,000	2017/11/28
64928	J.P. Morgan Structured Products B.V.	HSI R Bull CBBC Sep 2019 Q	0.2500	29,250 per 10,000 units	29,400 per 10,000 units	2019/09/27	200,000,000	2017/11/28
63295	J.P. Morgan Structured Products B.V.	HSI R Bear CBBC Feb 2018 G	0.2500	29,361 per 10,000 units	29,261 per 10,000 units	2018/02/27	200,000,000	2017/11/28
63299	J.P. Morgan Structured Products B.V.	HSI R Bear CBBC Feb 2018 H	0.2500	29,550 per 10,000 units	29,400 per 10,000 units	2018/02/27	200,000,000	2017/11/28
63301	J.P. Morgan Structured Products B.V.	HSI R Bear CBBC Feb 2018 K	0.2500	29,750 per 10,000 units	29,600 per 10,000 units	2018/02/27	200,000,000	2017/11/28
64824	J.P. Morgan Structured Products B.V.	HSI R Bear CBBC Feb 2018 M	0.2500	29,950 per 10,000 units	29,800 per 10,000 units	2018/02/27	200,000,000	2017/11/28
64969	J.P. Morgan Structured Products B.V.	HSI R Bear CBBC Mar 2018 M	0.2500	30,748 per 10,000 units	30,648 per 10,000 units	2018/03/28	200,000,000	2017/11/28
64978	J.P. Morgan Structured Products B.V.	HSI R Bear CBBC Mar 2018 N	0.2500	30,948 per 10,000 units	30,848 per 10,000 units	2018/03/28	200,000,000	2017/11/28

Newly listed callable bull/bear contracts (continued)

Code	Issuer	Name of issue	Issue prices (HK\$)	Strike price (HKD)/Strike level per 10 units	Call price (HKD)/Call level per 10 units	Expiry date	No. of issue (units)	Listing date
64984	J.P. Morgan Structured Products B.V.	HSI R Bear CBBC Apr 2018 J	0.2500	31,250 per 10,000 units	31,100 per 10,000 units	2018/04/27	200,000,000	2017/11/28
64988	J.P. Morgan Structured Products B.V.	HSI R Bear CBBC Apr 2018 K	0.2500	31,550 per 10,000 units	31,400 per 10,000 units	2018/04/27	200,000,000	2017/11/28
65002	J.P. Morgan Structured Products B.V.	HSI R Bear CBBC Apr 2018 L	0.2500	31,750 per 10,000 units	31,600 per 10,000 units	2018/04/27	200,000,000	2017/11/28
65003	J.P. Morgan Structured Products B.V.	HSI R Bear CBBC Apr 2018 M	0.3000	32,650 per 10,000 units	32,500 per 10,000 units	2018/04/27	200,000,000	2017/11/28
65004	J.P. Morgan Structured Products B.V.	HSI R Bear CBBC Apr 2018 N	0.3500	33,150 per 10,000 units	33,000 per 10,000 units	2018/04/27	200,000,000	2017/11/28
64828	J.P. Morgan Structured Products B.V.	ICBC R Bull CBBC Sep 2018 E	0.2500	6.0800	6.1800	2018/09/21	150,000,000	2017/11/28
65061	J.P. Morgan Structured Products B.V.	Ping An R Bull CBBC Apr 2018 J	0.2500	85.28 per 100 units	85.88 per 100 units	2018/04/20	100,000,000	2017/11/28
65063	J.P. Morgan Structured Products B.V.	Ping An R Bull CBBC Apr 2018 K	0.2500	81.28 per 100 units	81.88 per 100 units	2018/04/20	100,000,000	2017/11/28
65109	J.P. Morgan Structured Products B.V.	Ping An R Bull CBBC May 2018 G	0.2500	79.28 per 100 units	79.88 per 100 units	2018/05/18	100,000,000	2017/11/28
63424	J.P. Morgan Structured Products B.V.	Tencent R Bull CBBC Mar 2018 T	0.2500	432.38 per 100 units	435.38 per 100 units	2018/03/16	60,000,000	2017/11/28
63434	J.P. Morgan Structured Products B.V.	Tencent R Bull CBBC Mar 2018 U	0.2500	426.88 per 100 units	429.88 per 100 units	2018/03/16	60,000,000	2017/11/28
65007	J.P. Morgan Structured Products B.V.	Tencent R Bull CBBC Apr 2018 F	0.2500	420.88 per 100 units	423.88 per 100 units	2018/04/20	60,000,000	2017/11/28
65022	J.P. Morgan Structured Products B.V.	Tencent R Bull CBBC Apr 2018 G	0.2500	412.88 per 100 units	415.88 per 100 units	2018/04/20	60,000,000	2017/11/28
65026	J.P. Morgan Structured Products B.V.	Tencent R Bear CBBC Mar 2018 Q	0.2500	436.88 per 100 units	434.08 per 100 units	2018/03/16	50,000,000	2017/11/28
65027	J.P. Morgan Structured Products B.V.	Tencent R Bear CBBC Mar 2018 R	0.2500	443.88 per 100 units	440.08 per 100 units	2018/03/16	50,000,000	2017/11/28
65033	J.P. Morgan Structured Products B.V.	Tencent R Bear CBBC Apr 2018 S	0.2700	455.88 per 100 units	452.08 per 100 units	2018/04/20	50,000,000	2017/11/28
65038	J.P. Morgan Structured Products B.V.	Tencent R Bear CBBC Apr 2018 T	0.6850	497.88 per 100 units	494.08 per 100 units	2018/04/20	50,000,000	2017/11/28
63614	Macquarie Bank Ltd.	HKEX R Bull CBBC Jul 2018 A	0.5440	230.50 per 100 units	232.50 per 100 units	2018/07/30	20,000,000	2017/11/28
63637	Macquarie Bank Ltd.	HKEX R Bull CBBC Jul 2018 B	0.5110	234.50 per 100 units	236.50 per 100 units	2018/07/30	20,000,000	2017/11/28
63653	Macquarie Bank Ltd.	HKEX R Bull CBBC Jul 2018 C	0.5100	238.50 per 100 units	240.50 per 100 units	2018/07/30	20,000,000	2017/11/28
63585	Macquarie Bank Ltd.	Tencent R Bull CBBC Jun 2018 H	1.0330	406.88 per 100 units	409.88 per 100 units	2018/06/29	10,000,000	2017/11/28
63610	Macquarie Bank Ltd.	Tencent R Bull CBBC Jun 2018 I	0.9480	416.88 per 100 units	419.88 per 100 units	2018/06/29	10,600,000	2017/11/28
63612	Macquarie Bank Ltd.	Tencent R Bull CBBC Jun 2018 J	0.8620	426.88 per 100 units	429.88 per 100 units	2018/06/29	11,700,000	2017/11/28
63571	Macquarie Bank Ltd.	Tencent R Bear CBBC Jun 2018 J	1.1140	462.88 per 100 units	460.08 per 100 units	2018/06/29	9,000,000	2017/11/28
63572	Macquarie Bank Ltd.	Tencent R Bear CBBC Jun 2018 K	1.2310	472.88 per 100 units	470.08 per 100 units	2018/06/29	9,000,000	2017/11/28
63574	Macquarie Bank Ltd.	Tencent R Bear CBBC Jun 2018 L	1.3490	482.88 per 100 units	480.08 per 100 units	2018/06/29	9,000,000	2017/11/28
63581	Macquarie Bank Ltd.	Tencent R Bear CBBC Jun 2018 M	1.4670	492.88 per 100 units	490.08 per 100 units	2018/06/29	9,000,000	2017/11/28
63613	Macquarie Bank Ltd.	Tencent R Bear CBBC Jun 2018 N	1.5850	502.88 per 100 units	500.08 per 100 units	2018/06/29	9,000,000	2017/11/28
63910	SGA Societe Generale Acceptance N.V./SG Issuer	BYD Company R Bull CBBC Aug 2018 B	0.2500	70.50 per 100 units	73 per 100 units	2018/08/30	50,000,000	2017/11/28
63913	SGA Societe Generale Acceptance N.V./SG Issuer	BYD Company R Bull CBBC Sep 2018 A	0.2500	68 per 100 units	70.50 per 100 units	2018/09/27	50,000,000	2017/11/28
63916	SGA Societe Generale Acceptance N.V./SG Issuer	BYD Company R Bull CBBC Oct 2018 A	0.2500	66 per 100 units	68.50 per 100 units	2018/10/30	50,000,000	2017/11/28
63919	SGA Societe Generale Acceptance N.V./SG Issuer	CC Bank R Bull CBBC Oct 2018 D	0.2500	6.7900	6.8900	2018/10/30	100,000,000	2017/11/28
63920	SGA Societe Generale Acceptance N.V./SG Issuer	China Life R Bull CBBC Jul 2018 E	0.2500	26.6000	27.0000	2018/07/06	40,000,000	2017/11/28
63443	SGA Societe Generale Acceptance N.V./SG Issuer	HKEX R Bull CBBC Apr 2018 H	0.2500	239.40 per 100 units	241.40 per 100 units	2018/04/13	50,000,000	2017/11/28
63444	SGA Societe Generale Acceptance N.V./SG Issuer	HKEX R Bull CBBC Jun 2018 M	0.2500	236.80 per 100 units	238.80 per 100 units	2018/06/21	50,000,000	2017/11/28
63939	SGA Societe Generale Acceptance N.V./SG Issuer	HKEX R Bull CBBC Jul 2018 K	0.2500	242.60 per 100 units	244.60 per 100 units	2018/07/12	50,000,000	2017/11/28
63938	SGA Societe Generale Acceptance N.V./SG Issuer	HKEX R Bear CBBC Jun 2018 G	0.2500	267 per 100 units	265 per 100 units	2018/06/28	50,000,000	2017/11/28
63940	SGA Societe Generale Acceptance N.V./SG Issuer	HKEX R Bear CBBC Dec 2018 A	0.3400	277 per 100 units	275 per 100 units	2018/12/21	50,000,000	2017/11/28
63950	SGA Societe Generale Acceptance N.V./SG Issuer	HSBC R Bull CBBC Sep 2018 N	0.2500	74.55 per 100 units	75.55 per 100 units	2018/09/27	100,000,000	2017/11/28
63876	SGA Societe Generale Acceptance N.V./SG Issuer	HSI R Bull CBBC Oct 2019 H	0.2500	29,658 per 12,000 units	29,758 per 12,000 units	2019/10/30	200,000,000	2017/11/28
63878	SGA Societe Generale Acceptance N.V./SG Issuer	HSI R Bull CBBC Nov 2019 J	0.2500	29,358 per 12,000 units	29,458 per 12,000 units	2019/11/28	200,000,000	2017/11/28
63880	SGA Societe Generale Acceptance N.V./SG Issuer	HSI R Bull CBBC Nov 2019 K	0.2500	29,708 per 10,000 units	29,808 per 10,000 units	2019/11/28	200,000,000	2017/11/28
63882	SGA Societe Generale Acceptance N.V./SG Issuer	HSI R Bull CBBC Dec 2019 B	0.2500	29,258 per 10,000 units	29,358 per 10,000 units	2019/12/30	200,000,000	2017/11/28

Newly listed callable bull/bear contracts (continued)

Code	Issuer	Name of issue	Issue prices (HK\$)	Strike price (HKD)/Strike level per 10 units	Call price (HKD)/Call level per 10 units	Expiry date	No. of issue (units)	Listing date
63901	SGA Societe Generale Acceptance N.V./SG Issuer	HSI R Bull CBBC Dec 2019 C	0.2500	29,508 per 10,000 units	29,608 per 10,000 units	2019/12/30	200,000,000	2017/11/28
63762	SGA Societe Generale Acceptance N.V./SG Issuer	HSI R Bear CBBC Mar 2018 P	0.2500	30,988 per 10,000 units	30,888 per 10,000 units	2018/03/28	200,000,000	2017/11/28
63776	SGA Societe Generale Acceptance N.V./SG Issuer	HSI R Bear CBBC Mar 2018 R	0.2500	31,088 per 10,000 units	30,988 per 10,000 units	2018/03/28	200,000,000	2017/11/28
63781	SGA Societe Generale Acceptance N.V./SG Issuer	HSI R Bear CBBC Mar 2018 S	0.2500	31,738 per 12,000 units	31,638 per 12,000 units	2018/03/28	200,000,000	2017/11/28
63788	SGA Societe Generale Acceptance N.V./SG Issuer	HSI R Bear CBBC Mar 2018 W	0.2500	31,838 per 12,000 units	31,738 per 12,000 units	2018/03/28	200,000,000	2017/11/28
63798	SGA Societe Generale Acceptance N.V./SG Issuer	HSI R Bear CBBC Mar 2018 X	0.2500	32,538 per 12,000 units	32,438 per 12,000 units	2018/03/28	200,000,000	2017/11/28
63799	SGA Societe Generale Acceptance N.V./SG Issuer	HSI R Bear CBBC Mar 2018 Y	0.2500	32,738 per 12,000 units	32,638 per 12,000 units	2018/03/28	200,000,000	2017/11/28
63816	SGA Societe Generale Acceptance N.V./SG Issuer	HSI R Bear CBBC Apr 2018 O	0.2500	29,938 per 10,000 units	29,838 per 10,000 units	2018/04/27	200,000,000	2017/11/28
63819	SGA Societe Generale Acceptance N.V./SG Issuer	HSI R Bear CBBC Apr 2018 P	0.2500	30,838 per 12,000 units	30,738 per 12,000 units	2018/04/27	200,000,000	2017/11/28
63831	SGA Societe Generale Acceptance N.V./SG Issuer	HSI R Bear CBBC Apr 2018 Q	0.2500	31,188 per 10,000 units	31,088 per 10,000 units	2018/04/27	200,000,000	2017/11/28
63835	SGA Societe Generale Acceptance N.V./SG Issuer	HSI R Bear CBBC Apr 2018 R	0.2500	32,238 per 12,000 units	32,138 per 12,000 units	2018/04/27	200,000,000	2017/11/28
63856	SGA Societe Generale Acceptance N.V./SG Issuer	HSI R Bear CBBC Jul 2018 E	0.2500	30,938 per 12,000 units	30,838 per 12,000 units	2018/07/30	200,000,000	2017/11/28
63859	SGA Societe Generale Acceptance N.V./SG Issuer	HSI R Bear CBBC Jul 2018 F	0.2500	32,138 per 12,000 units	32,038 per 12,000 units	2018/07/30	200,000,000	2017/11/28
63873	SGA Societe Generale Acceptance N.V./SG Issuer	HSI R Bear CBBC Aug 2018 B	0.3550	33,188 per 10,000 units	33,088 per 10,000 units	2018/08/30	200,000,000	2017/11/28
63951	SGA Societe Generale Acceptance N.V./SG Issuer	Ping An R Bull CBBC Jun 2018 D	0.2500	85.55 per 100 units	86.15 per 100 units	2018/06/06	100,000,000	2017/11/28
63972	SGA Societe Generale Acceptance N.V./SG Issuer	Ping An R Bull CBBC Aug 2018 E	0.2500	79.60 per 100 units	80.20 per 100 units	2018/08/30	100,000,000	2017/11/28
63987	SGA Societe Generale Acceptance N.V./SG Issuer	Ping An R Bull CBBC Nov 2018 A	0.2500	82.60 per 100 units	83.20 per 100 units	2018/11/29	100,000,000	2017/11/28
63981	SGA Societe Generale Acceptance N.V./SG Issuer	Ping An R Bear CBBC Sep 2018 A	0.2500	100.60 per 100 units	100 per 100 units	2018/09/27	100,000,000	2017/11/28
63989	SGA Societe Generale Acceptance N.V./SG Issuer	Ping An R Bear CBBC Dec 2018 E	0.2500	105.60 per 100 units	105 per 100 units	2018/12/21	100,000,000	2017/11/28
63445	SGA Societe Generale Acceptance N.V./SG Issuer	Tencent R Bull CBBC Apr 2018 A	0.2500	432.40 per 100 units	435.20 per 100 units	2018/04/12	80,000,000	2017/11/28
63447	SGA Societe Generale Acceptance N.V./SG Issuer	Tencent R Bull CBBC Jun 2018 Q	0.2500	426.80 per 100 units	429.60 per 100 units	2018/06/29	80,000,000	2017/11/28
63455	SGA Societe Generale Acceptance N.V./SG Issuer	Tencent R Bull CBBC Sep 2018 K	0.2500	421.80 per 100 units	424.60 per 100 units	2018/09/27	80,000,000	2017/11/28
64006	SGA Societe Generale Acceptance N.V./SG Issuer	Tencent R Bear CBBC Dec 2018 H	0.8100	507.80 per 100 units	505 per 100 units	2018/12/17	80,000,000	2017/11/28
64021	SGA Societe Generale Acceptance N.V./SG Issuer	Tencent R Bear CBBC Dec 2018 I	0.7100	497.80 per 100 units	495 per 100 units	2018/12/21	80,000,000	2017/11/28
64762	UBS AG	BOCL R Bull CBBC Aug 2018 C	0.2500	3.4200	3.5000	2018/08/20	60,000,000	2017/11/28
64768	UBS AG	CSOP A50 ETF R Bull CBBC Apr 2018 B	0.2500	15.2800	15.3800	2018/04/23	40,000,000	2017/11/28
64770	UBS AG	CSOP A50 ETF R Bull CBBC Sep 2018 A	0.2500	14.7800	14.8800	2018/09/10	40,000,000	2017/11/28
64733	UBS AG	HKEX R Bull CBBC Jun 2018 F	0.2500	226.88 per 100 units	228.88 per 100 units	2018/06/11	50,000,000	2017/11/28
64737	UBS AG	HKEX R Bull CBBC Sep 2018 E	0.2500	231.88 per 100 units	233.88 per 100 units	2018/09/10	50,000,000	2017/11/28
64806	UBS AG	HSI R Bull CBBC Nov 2018 V	0.2500	29,050 per 10,000 units	29,200 per 10,000 units	2018/11/29	250,000,000	2017/11/28
64792	UBS AG	HSI R Bull CBBC Dec 2018 L	0.2500	29,600 per 10,000 units	29,700 per 10,000 units	2018/12/28	200,000,000	2017/11/28
64797	UBS AG	HSI R Bull CBBC Dec 2018 M	0.2500	29,300 per 10,000 units	29,400 per 10,000 units	2018/12/28	200,000,000	2017/11/28
64796	UBS AG	HSI R Bull CBBC Mar 2019 A	0.2500	29,400 per 10,000 units	29,550 per 10,000 units	2019/03/28	250,000,000	2017/11/28
64776	UBS AG	HSI R Bull CBBC Apr 2019 U	0.2500	29,718 per 10,000 units	29,818 per 10,000 units	2019/04/29	200,000,000	2017/11/28
64629	UBS AG	HSI R Bear CBBC Feb 2018 J	0.2500	29,650 per 10,000 units	29,550 per 10,000 units	2018/02/27	200,000,000	2017/11/28
64610	UBS AG	HSI R Bear CBBC Feb 2018 L	0.2500	29,361 per 10,000 units	29,261 per 10,000 units	2018/02/27	200,000,000	2017/11/28
64651	UBS AG	HSI R Bear CBBC Feb 2018 Q	0.2500	30,668 per 10,000 units	30,518 per 10,000 units	2018/02/27	250,000,000	2017/11/28
64672	UBS AG	HSI R Bear CBBC Feb 2018 R	0.2500	30,800 per 10,000 units	30,650 per 10,000 units	2018/02/27	250,000,000	2017/11/28
64613	UBS AG	HSI R Bear CBBC Feb 2018 V	0.2500	29,550 per 10,000 units	29,400 per 10,000 units	2018/02/27	250,000,000	2017/11/28
64675	UBS AG	HSI R Bear CBBC Mar 2018 V	0.2500	30,968 per 10,000 units	30,818 per 10,000 units	2018/03/28	250,000,000	2017/11/28
64679	UBS AG	HSI R Bear CBBC Apr 2018 C	0.2500	31,200 per 10,000 units	31,100 per 10,000 units	2018/04/27	200,000,000	2017/11/28
64683	UBS AG	HSI R Bear CBBC Apr 2018 D	0.2500	31,700 per 10,000 units	31,600 per 10,000 units	2018/04/27	200,000,000	2017/11/28
64810	UBS AG	HSI R Bear CBBC Apr 2018 E	0.2500	31,950 per 10,000 units	31,800 per 10,000 units	2018/04/27	250,000,000	2017/11/28

Newly listed callable bull/bear contracts (continued)

Code	Issuer	Name of issue	Issue prices (HK\$)	Strike price (HKD)/Strike level per 10 units	Call price (HKD)/Call level per 10 units	Expiry date	No. of issue (units)	Listing date
64684	UBS AG	HSI R Bear CBBC May 2018 A	0.3050	32,650 per 10,000 units	32,500 per 10,000 units	2018/05/30	250,000,000	2017/11/28
64686	UBS AG	HSI R Bear CBBC May 2018 B	0.3050	29,800 per 10,000 units	29,700 per 10,000 units	2018/05/30	200,000,000	2017/11/28
64811	UBS AG	HSI R Bear CBBC May 2018 C	0.2550	32,350 per 10,000 units	32,200 per 10,000 units	2018/05/30	250,000,000	2017/11/28
64755	UBS AG	ICBC R Bull CBBC Aug 2018 C	0.2500	5.8800	5.9800	2018/08/27	60,000,000	2017/11/28
64715	UBS AG	Ping An R Bull CBBC Apr 2018 B	0.2500	78.28 per 100 units	78.88 per 100 units	2018/04/23	50,000,000	2017/11/28
64723	UBS AG	Ping An R Bull CBBC Apr 2018 C	0.2500	82.28 per 100 units	82.88 per 100 units	2018/04/09	50,000,000	2017/11/28
64694	UBS AG	Tencent R Bull CBBC Mar 2018 V	0.2500	422.88 per 100 units	425.88 per 100 units	2018/03/22	40,000,000	2017/11/28
64704	UBS AG	Tencent R Bull CBBC Mar 2018 W	0.2500	410.88 per 100 units	413.88 per 100 units	2018/03/05	40,000,000	2017/11/28
64690	UBS AG	Tencent R Bull CBBC Apr 2018 M	0.2500	432.38 per 100 units	435.38 per 100 units	2018/04/23	40,000,000	2017/11/28
64630	UBS AG	Tencent R Bear CBBC Apr 2018 H	0.2500	423.18 per 100 units	420.18 per 100 units	2018/04/18	40,000,000	2017/11/28
64634	UBS AG	Tencent R Bear CBBC Apr 2018 I	0.2500	433.18 per 100 units	430.18 per 100 units	2018/04/23	40,000,000	2017/11/28
64687	UBS AG	Tencent R Bear CBBC Apr 2018 J	0.4900	483.58 per 100 units	480.18 per 100 units	2018/04/20	40,000,000	2017/11/28
64688	UBS AG	Tencent R Bear CBBC Apr 2018 K	0.6900	503.98 per 100 units	500.18 per 100 units	2018/04/30	40,000,000	2017/11/28
64816	UBS AG	Tencent R Bear CBBC Apr 2018 L	0.2850	463.58 per 100 units	460.18 per 100 units	2018/04/09	40,000,000	2017/11/28
64035	Bank Vontobel	HSI R Bull CBBC Apr 2018 A	0.2510	28,410 per 10,000 units	28,610 per 10,000 units	2018/04/27	100,000,000	2017/11/28
64038	Bank Vontobel	HSI R Bull CBBC Apr 2018 B	0.2500	28,810 per 10,000 units	29,010 per 10,000 units	2018/04/27	100,000,000	2017/11/28
64071	Bank Vontobel	HSI R Bear CBBC Apr 2018 A	0.2510	30,888 per 10,000 units	30,688 per 10,000 units	2018/04/27	100,000,000	2017/11/28
64075	Bank Vontobel	HSI R Bear CBBC Apr 2018 B	0.2520	31,488 per 10,000 units	31,288 per 10,000 units	2018/04/27	100,000,000	2017/11/28
65760	BNP Paribas Issuance B.V.	HKEX R Bull CBBC Aug 2018 S	0.2500	238 per 100 units	240 per 100 units	2018/08/30	50,000,000	2017/11/29
65779	BNP Paribas Issuance B.V.	HKEX R Bear CBBC Mar 2018 C	0.2500	262 per 100 units	260 per 100 units	2018/03/28	50,000,000	2017/11/29
65789	BNP Paribas Issuance B.V.	HSCEI R Bull CBBC Aug 2018 D	0.2500	11,500 per 10,000 units	11,600 per 10,000 units	2018/08/30	100,000,000	2017/11/29
65793	BNP Paribas Issuance B.V.	HSCEI R Bull CBBC Aug 2018 E	0.2500	11,700 per 10,000 units	11,800 per 10,000 units	2018/08/30	100,000,000	2017/11/29
65796	BNP Paribas Issuance B.V.	HSCEI R Bear CBBC Mar 2018 F	0.2500	12,700 per 10,000 units	12,600 per 10,000 units	2018/03/28	100,000,000	2017/11/29
65799	BNP Paribas Issuance B.V.	HSCEI R Bear CBBC Mar 2018 G	0.2500	12,900 per 10,000 units	12,800 per 10,000 units	2018/03/28	100,000,000	2017/11/29
65624	BNP Paribas Issuance B.V.	HSI R Bull CBBC Nov 2018 B	0.2500	29,900 per 10,000 units	30,000 per 10,000 units	2018/11/29	250,000,000	2017/11/29
65650	BNP Paribas Issuance B.V.	HSI R Bull CBBC Nov 2018 C	0.2500	29,800 per 10,000 units	29,900 per 10,000 units	2018/11/29	250,000,000	2017/11/29
65194	BNP Paribas Issuance B.V.	HSI R Bear CBBC Apr 2018 O	0.2500	30,200 per 10,000 units	30,100 per 10,000 units	2018/04/27	250,000,000	2017/11/29
65196	BNP Paribas Issuance B.V.	HSI R Bear CBBC Apr 2018 P	0.2500	30,100 per 10,000 units	30,000 per 10,000 units	2018/04/27	250,000,000	2017/11/29
65204	BNP Paribas Issuance B.V.	HSI R Bear CBBC Apr 2018 Q	0.2500	30,000 per 10,000 units	29,900 per 10,000 units	2018/04/27	250,000,000	2017/11/29
66903	Credit Suisse AG	AIA R Bull CBBC Sep 2018 C	0.2500	65.98 per 100 units	66.58 per 100 units	2018/09/14	70,000,000	2017/11/29
67051	Credit Suisse AG	BOCL R Bull CBBC Sep 2018 I	0.2500	3.7900	3.8700	2018/09/21	70,000,000	2017/11/29
67254	Credit Suisse AG	CUni R Bull CBBC Jun 2018 B	0.2500	11.4800	11.6800	2018/06/29	50,000,000	2017/11/29
67035	Credit Suisse AG	CC Bank R Bull CBBC Sep 2018 T	0.2500	6.9300	7.0300	2018/09/19	70,000,000	2017/11/29
67026	Credit Suisse AG	CNOOC R Bull CBBC Oct 2018 I	0.2500	10.3500	10.5500	2018/10/24	50,000,000	2017/11/29
67244	Credit Suisse AG	HKEX R Bull CBBC Jun 2018 U	0.2500	245.98 per 100 units	247.98 per 100 units	2018/06/13	50,000,000	2017/11/29
67253	Credit Suisse AG	HKEX R Bull CBBC Jun 2018 V	0.2500	252.18 per 100 units	254.18 per 100 units	2018/06/28	50,000,000	2017/11/29
66999	Credit Suisse AG	HKEX R Bear CBBC Apr 2018 B	0.3900	290.38 per 100 units	288.38 per 100 units	2018/04/12	50,000,000	2017/11/29
67007	Credit Suisse AG	HKEX R Bear CBBC Apr 2018 C	0.5200	302.78 per 100 units	300.28 per 100 units	2018/04/13	50,000,000	2017/11/29
66883	Credit Suisse AG	HSBC R Bull CBBC Sep 2018 D	0.2500	74.58 per 100 units	75.58 per 100 units	2018/09/21	100,000,000	2017/11/29
66893	Credit Suisse AG	HSBC R Bull CBBC Sep 2018 E	0.2500	76.28 per 100 units	77.28 per 100 units	2018/09/14	100,000,000	2017/11/29
67192	Credit Suisse AG	HSCEI R Bull CBBC Sep 2018 D	0.2500	11,808 per 10,000 units	11,908 per 10,000 units	2018/09/27	100,000,000	2017/11/29
67202	Credit Suisse AG	HSCEI R Bear CBBC Apr 2018 C	0.2500	12,938 per 10,000 units	12,838 per 10,000 units	2018/04/27	100,000,000	2017/11/29
67225	Credit Suisse AG	HSCEI R Bear CBBC Apr 2018 D	0.2500	13,088 per 10,000 units	12,988 per 10,000 units	2018/04/27	100,000,000	2017/11/29

Newly listed callable bull/bear contracts (continued)

Code	Issuer	Name of issue	Issue prices (HK\$)	Strike price (HKD)/Strike level per 10 units	Call price (HKD)/Call level per 10 units	Expiry date	No. of issue (units)	Listing date
67232	Credit Suisse AG	HSCEI R Bear CBBC Apr 2018 E	0.2500	13,228 per 10,000 units	13,128 per 10,000 units	2018/04/27	100,000,000	2017/11/29
67054	Credit Suisse AG	HSI R Bull CBBC Nov 2018 L	0.2500	29,937 per 12,000 units	30,087 per 12,000 units	2018/11/29	200,000,000	2017/11/29
67080	Credit Suisse AG	HSI R Bull CBBC Nov 2018 M	0.2500	29,800 per 12,000 units	29,950 per 12,000 units	2018/11/29	200,000,000	2017/11/29
67081	Credit Suisse AG	HSI R Bull CBBC Nov 2018 N	0.2500	29,600 per 12,000 units	29,750 per 12,000 units	2018/11/29	200,000,000	2017/11/29
67090	Credit Suisse AG	HSI R Bull CBBC Nov 2018 O	0.2500	29,300 per 12,000 units	29,450 per 12,000 units	2018/11/29	200,000,000	2017/11/29
67088	Credit Suisse AG	HSI R Bull CBBC Apr 2019 F	0.2500	29,400 per 10,000 units	29,600 per 10,000 units	2019/04/29	200,000,000	2017/11/29
67107	Credit Suisse AG	HSI R Bull CBBC Apr 2019 G	0.2500	29,100 per 10,000 units	29,300 per 10,000 units	2019/04/29	200,000,000	2017/11/29
66799	Credit Suisse AG	HSI R Bear CBBC Mar 2018 G	0.2500	30,200 per 10,000 units	30,000 per 10,000 units	2018/03/28	200,000,000	2017/11/29
66797	Credit Suisse AG	HSI R Bear CBBC Apr 2018 A	0.2500	30,000 per 12,000 units	29,850 per 12,000 units	2018/04/27	200,000,000	2017/11/29
66803	Credit Suisse AG	HSI R Bear CBBC Apr 2018 B	0.2500	30,300 per 12,000 units	30,150 per 12,000 units	2018/04/27	200,000,000	2017/11/29
67108	Credit Suisse AG	HSI R Bear CBBC Apr 2018 C	0.2500	31,128 per 12,000 units	30,978 per 12,000 units	2018/04/27	200,000,000	2017/11/29
67115	Credit Suisse AG	HSI R Bear CBBC Apr 2018 D	0.2500	31,200 per 12,000 units	31,050 per 12,000 units	2018/04/27	200,000,000	2017/11/29
67117	Credit Suisse AG	HSI R Bear CBBC Apr 2018 F	0.2500	31,400 per 12,000 units	31,250 per 12,000 units	2018/04/27	200,000,000	2017/11/29
67120	Credit Suisse AG	HSI R Bear CBBC Apr 2018 G	0.2500	31,500 per 12,000 units	31,350 per 12,000 units	2018/04/27	200,000,000	2017/11/29
67138	Credit Suisse AG	HSI R Bear CBBC Apr 2018 H	0.2500	31,600 per 12,000 units	31,450 per 12,000 units	2018/04/27	200,000,000	2017/11/29
67189	Credit Suisse AG	HSI R Bear CBBC May 2018 A	0.3500	33,200 per 10,000 units	33,000 per 10,000 units	2018/05/30	200,000,000	2017/11/29
67145	Credit Suisse AG	HSI R Bear CBBC May 2018 W	0.2500	31,900 per 10,000 units	31,700 per 10,000 units	2018/05/30	200,000,000	2017/11/29
67154	Credit Suisse AG	HSI R Bear CBBC May 2018 X	0.2500	32,100 per 10,000 units	31,900 per 10,000 units	2018/05/30	200,000,000	2017/11/29
67181	Credit Suisse AG	HSI R Bear CBBC May 2018 Y	0.2700	32,400 per 10,000 units	32,200 per 10,000 units	2018/05/30	200,000,000	2017/11/29
67188	Credit Suisse AG	HSI R Bear CBBC May 2018 Z	0.3300	33,000 per 10,000 units	32,800 per 10,000 units	2018/05/30	200,000,000	2017/11/29
67036	Credit Suisse AG	ICBC R Bull CBBC Sep 2018 P	0.2500	6.2500	6.3500	2018/09/28	70,000,000	2017/11/29
66807	Credit Suisse AG	Ping An R Bull CBBC Aug 2018 Q	0.2500	84.48 per 100 units	85.08 per 100 units	2018/08/02	100,000,000	2017/11/29
66817	Credit Suisse AG	Ping An R Bull CBBC Oct 2018 R	0.2500	81.98 per 100 units	82.58 per 100 units	2018/10/05	100,000,000	2017/11/29
66846	Credit Suisse AG	Ping An R Bull CBBC Oct 2018 S	0.2500	79.48 per 100 units	80.08 per 100 units	2018/10/10	100,000,000	2017/11/29
66873	Credit Suisse AG	Ping An R Bear CBBC May 2018 F	0.2500	90.98 per 100 units	90.28 per 100 units	2018/05/10	50,000,000	2017/11/29
66905	Credit Suisse AG	Tencent R Bull CBBC Apr 2018 I	0.2800	404.58 per 100 units	407.58 per 100 units	2018/04/25	50,000,000	2017/11/29
66907	Credit Suisse AG	Tencent R Bull CBBC Apr 2018 J	0.2500	420.98 per 100 units	423.98 per 100 units	2018/04/19	50,000,000	2017/11/29
66924	Credit Suisse AG	Tencent R Bear CBBC Apr 2018 N	0.6100	487.08 per 100 units	483.58 per 100 units	2018/04/13	50,000,000	2017/11/29
66986	Credit Suisse AG	Tencent R Bear CBBC Apr 2018 O	0.7900	504.08 per 100 units	500.28 per 100 units	2018/04/27	50,000,000	2017/11/29
65920	The Bank of East Asia, Ltd.	BYD Company R Bull CBBC Sep 2018 A	0.2500	67.38 per 100 units	69.88 per 100 units	2018/09/26	40,000,000	2017/11/29
65955	The Bank of East Asia, Ltd.	China Mobile R Bull CBBC Aug 2018 D	0.2500	77.68 per 100 units	78.88 per 100 units	2018/08/02	60,000,000	2017/11/29
65935	The Bank of East Asia, Ltd.	CC Bank R Bull CBBC Sep 2018 C	0.2500	6.8800	6.9800	2018/09/26	60,000,000	2017/11/29
65932	The Bank of East Asia, Ltd.	Geely Auto R Bull CBBC Sep 2018 D	0.2500	28.6800	29.2800	2018/09/26	40,000,000	2017/11/29
65866	The Bank of East Asia, Ltd.	HKEX R Bull CBBC Sep 2018 G	0.2500	251.28 per 100 units	253.28 per 100 units	2018/09/26	40,000,000	2017/11/29
65910	The Bank of East Asia, Ltd.	HKEX R Bull CBBC Sep 2018 H	0.2500	245.28 per 100 units	247.28 per 100 units	2018/09/26	40,000,000	2017/11/29
66006	The Bank of East Asia, Ltd.	HSBC R Bull CBBC Jul 2018 A	0.2500	74.88 per 100 units	76.08 per 100 units	2018/07/31	60,000,000	2017/11/29
65830	The Bank of East Asia, Ltd.	Tencent R Bull CBBC Sep 2018 M	0.2500	426.48 per 100 units	429.28 per 100 units	2018/09/26	40,000,000	2017/11/29
67512	Goldman Sachs Structured Products (Asia) Ltd.	HKEX R Bull CBBC Oct 2018 E	0.2500	252.18 per 100 units	254.18 per 100 units	2018/10/15	80,000,000	2017/11/29
67523	Goldman Sachs Structured Products (Asia) Ltd.	HKEX R Bull CBBC Oct 2018 F	0.2500	250 per 100 units	252 per 100 units	2018/10/16	80,000,000	2017/11/29
67528	Goldman Sachs Structured Products (Asia) Ltd.	HKEX R Bull CBBC Oct 2018 G	0.2500	246 per 100 units	248 per 100 units	2018/10/18	80,000,000	2017/11/29
67535	Goldman Sachs Structured Products (Asia) Ltd.	HKEX R Bear CBBC Oct 2018 A	0.2750	280 per 100 units	278 per 100 units	2018/10/19	80,000,000	2017/11/29
67499	Goldman Sachs Structured Products (Asia) Ltd.	HSBC R Bull CBBC Sep 2018 J	0.2500	75.90 per 100 units	76.90 per 100 units	2018/09/17	80,000,000	2017/11/29
67503	Goldman Sachs Structured Products (Asia) Ltd.	HSBC R Bull CBBC Sep 2018 K	0.2500	74 per 100 units	75 per 100 units	2018/09/19	80,000,000	2017/11/29

Newly listed callable bull/bear contracts (continued)

Code	Issuer	Name of issue	Issue prices (HK\$)	Strike price (HKD)/Strike level per 10 units	Call price (HKD)/Call level per 10 units	Expiry date	No. of issue (units)	Listing date
65746	Goldman Sachs Structured Products (Asia) Ltd.	HSI R Bull CBBC Sep 2019 M	0.2500	29,987 per 10,000 units	30,087 per 10,000 units	2019/09/27	200,000,000	2017/11/29
65748	Goldman Sachs Structured Products (Asia) Ltd.	HSI R Bull CBBC Sep 2019 N	0.2500	29,800 per 10,000 units	29,900 per 10,000 units	2019/09/27	200,000,000	2017/11/29
65749	Goldman Sachs Structured Products (Asia) Ltd.	HSI R Bull CBBC Sep 2019 O	0.2500	29,550 per 12,000 units	29,700 per 12,000 units	2019/09/27	200,000,000	2017/11/29
65751	Goldman Sachs Structured Products (Asia) Ltd.	HSI R Bull CBBC Sep 2019 P	0.2500	29,500 per 10,000 units	29,600 per 10,000 units	2019/09/27	200,000,000	2017/11/29
65754	Goldman Sachs Structured Products (Asia) Ltd.	HSI R Bull CBBC Sep 2019 Q	0.2500	29,300 per 10,000 units	29,400 per 10,000 units	2019/09/27	200,000,000	2017/11/29
65303	Goldman Sachs Structured Products (Asia) Ltd.	HSI R Bear CBBC Apr 2018 I	0.2500	29,919 per 10,000 units	29,819 per 10,000 units	2018/04/27	200,000,000	2017/11/29
65307	Goldman Sachs Structured Products (Asia) Ltd.	HSI R Bear CBBC Apr 2018 J	0.2500	30,100 per 10,000 units	30,000 per 10,000 units	2018/04/27	200,000,000	2017/11/29
65322	Goldman Sachs Structured Products (Asia) Ltd.	HSI R Bear CBBC Apr 2018 K	0.2500	30,250 per 12,000 units	30,100 per 12,000 units	2018/04/27	200,000,000	2017/11/29
65325	Goldman Sachs Structured Products (Asia) Ltd.	HSI R Bear CBBC Apr 2018 L	0.2500	30,350 per 10,000 units	30,250 per 10,000 units	2018/04/27	200,000,000	2017/11/29
65326	Goldman Sachs Structured Products (Asia) Ltd.	HSI R Bear CBBC Apr 2018 M	0.2500	30,450 per 10,000 units	30,350 per 10,000 units	2018/04/27	200,000,000	2017/11/29
65333	Goldman Sachs Structured Products (Asia) Ltd.	HSI R Bear CBBC Apr 2018 N	0.2500	31,700 per 10,000 units	31,600 per 10,000 units	2018/04/27	200,000,000	2017/11/29
65339	Goldman Sachs Structured Products (Asia) Ltd.	HSI R Bear CBBC Apr 2018 O	0.2500	31,900 per 10,000 units	31,800 per 10,000 units	2018/04/27	200,000,000	2017/11/29
65346	Goldman Sachs Structured Products (Asia) Ltd.	HSI R Bear CBBC Apr 2018 P	0.2500	32,100 per 10,000 units	32,000 per 10,000 units	2018/04/27	200,000,000	2017/11/29
67264	Goldman Sachs Structured Products (Asia) Ltd.	HSI R Bear CBBC May 2018 A	0.2500	31,800 per 10,000 units	31,700 per 10,000 units	2018/05/30	200,000,000	2017/11/29
67275	Goldman Sachs Structured Products (Asia) Ltd.	HSI R Bear CBBC May 2018 B	0.2500	32,000 per 10,000 units	31,900 per 10,000 units	2018/05/30	200,000,000	2017/11/29
67278	Goldman Sachs Structured Products (Asia) Ltd.	HSI R Bear CBBC May 2018 C	0.2500	32,300 per 10,000 units	32,200 per 10,000 units	2018/05/30	200,000,000	2017/11/29
67288	Goldman Sachs Structured Products (Asia) Ltd.	HSI R Bear CBBC May 2018 D	0.2500	32,500 per 10,000 units	32,400 per 10,000 units	2018/05/30	200,000,000	2017/11/29
67295	Goldman Sachs Structured Products (Asia) Ltd.	HSI R Bear CBBC May 2018 E	0.2700	32,700 per 10,000 units	32,600 per 10,000 units	2018/05/30	200,000,000	2017/11/29
65829	Goldman Sachs Structured Products (Asia) Ltd.	Ping An R Bull CBBC Oct 2018 P	0.2530	84.48 per 100 units	85.08 per 100 units	2018/10/22	80,000,000	2017/11/29
67550	Goldman Sachs Structured Products (Asia) Ltd.	Ping An R Bull CBBC Oct 2018 Q	0.2500	82.40 per 100 units	83 per 100 units	2018/10/08	100,000,000	2017/11/29
67557	Goldman Sachs Structured Products (Asia) Ltd.	Ping An R Bull CBBC Oct 2018 R	0.2500	80.40 per 100 units	81 per 100 units	2018/10/08	100,000,000	2017/11/29
67471	Goldman Sachs Structured Products (Asia) Ltd.	Tencent R Bull CBBC Apr 2018 U	0.2500	424 per 100 units	426 per 100 units	2018/04/04	80,000,000	2017/11/29
67479	Goldman Sachs Structured Products (Asia) Ltd.	Tencent R Bull CBBC Apr 2018 V	0.2500	416 per 100 units	418 per 100 units	2018/04/04	80,000,000	2017/11/29
67483	Goldman Sachs Structured Products (Asia) Ltd.	Tencent R Bull CBBC Apr 2018 W	0.2500	410 per 100 units	412 per 100 units	2018/04/06	80,000,000	2017/11/29
67488	Goldman Sachs Structured Products (Asia) Ltd.	Tencent R Bear CBBC Apr 2018 X	0.2500	437 per 100 units	435 per 100 units	2018/04/06	80,000,000	2017/11/29
65618	Hongkong and Shanghai Banking Corporation Ltd., The	China Life R Bull CBBC Sep 2018 B	0.2500	26.3800	26.7800	2018/09/03	40,000,000	2017/11/29
65576	Hongkong and Shanghai Banking Corporation Ltd., The	CM Bank R Bull CBBC Sep 2018 A	0.2500	29.68 per 100 units	30.18 per 100 units	2018/09/10	100,000,000	2017/11/29
65522	Hongkong and Shanghai Banking Corporation Ltd., The	CSOP A50 ETF R Bull CBBC Oct 2018 B	0.2500	16.0400	16.1600	2018/10/08	50,000,000	2017/11/29
65523	Hongkong and Shanghai Banking Corporation Ltd., The	CSOP A50 ETF R Bear CBBC Jul 2018 B	0.3000	19.0000	18.8800	2018/07/23	40,000,000	2017/11/29
65587	Hongkong and Shanghai Banking Corporation Ltd., The	Geely Auto R Bull CBBC Aug 2018 K	0.2500	28.3800	28.9800	2018/08/20	40,000,000	2017/11/29
65578	Hongkong and Shanghai Banking Corporation Ltd., The	HKEX R Bull CBBC Jul 2018 Z	0.2500	251 per 100 units	253.38 per 100 units	2018/07/30	50,000,000	2017/11/29
65579	Hongkong and Shanghai Banking Corporation Ltd., The	HKEX R Bull CBBC Oct 2018 G	0.2500	245 per 100 units	247.38 per 100 units	2018/10/08	50,000,000	2017/11/29
65596	Hongkong and Shanghai Banking Corporation Ltd., The	HKEX R Bear CBBC Sep 2018 B	0.3000	277.26 per 100 units	274.88 per 100 units	2018/09/24	40,000,000	2017/11/29
65609	Hongkong and Shanghai Banking Corporation Ltd., The	HKEX R Bear CBBC Oct 2018 C	0.4000	287.26 per 100 units	284.88 per 100 units	2018/10/08	40,000,000	2017/11/29
65513	Hongkong and Shanghai Banking Corporation Ltd., The	HSCEI R Bull CBBC Jul 2018 E	0.2500	11,738 per 10,000 units	11,838 per 10,000 units	2018/07/30	60,000,000	2017/11/29
65246	Hongkong and Shanghai Banking Corporation Ltd., The	HSCEI R Bear CBBC Jul 2018 C	0.2500	13,288 per 10,000 units	13,188 per 10,000 units	2018/07/30	50,000,000	2017/11/29
65554	Hongkong and Shanghai Banking Corporation Ltd., The	HSI R Bull CBBC Jul 2018 G	0.2500	29,198 per 20,000 units	29,398 per 20,000 units	2018/07/30	150,000,000	2017/11/29
65539	Hongkong and Shanghai Banking Corporation Ltd., The	HSI R Bull CBBC Jul 2018 L	0.2500	29,798 per 20,000 units	29,998 per 20,000 units	2018/07/30	150,000,000	2017/11/29
65552	Hongkong and Shanghai Banking Corporation Ltd., The	HSI R Bull CBBC Jul 2018 Y	0.2500	29,648 per 15,000 units	29,798 per 15,000 units	2018/07/30	100,000,000	2017/11/29
66016	Hongkong and Shanghai Banking Corporation Ltd., The	HSI R Bear CBBC Apr 2018 M	0.2500	30,238 per 15,000 units	30,088 per 15,000 units	2018/04/27	100,000,000	2017/11/29
65210	Hongkong and Shanghai Banking Corporation Ltd., The	HSI R Bear CBBC Apr 2018 O	0.2500	31,438 per 15,000 units	31,288 per 15,000 units	2018/04/27	100,000,000	2017/11/29
65212	Hongkong and Shanghai Banking Corporation Ltd., The	HSI R Bear CBBC Apr 2018 Q	0.2500	31,638 per 15,000 units	31,488 per 15,000 units	2018/04/27	100,000,000	2017/11/29
65227	Hongkong and Shanghai Banking Corporation Ltd., The	HSI R Bear CBBC Jul 2018 V	0.2500	31,838 per 15,000 units	31,688 per 15,000 units	2018/07/30	100,000,000	2017/11/29

Newly listed callable bull/bear contracts (continued)

Code	Issuer	Name of issue	Issue prices (HK\$)	Strike price (HKD)/Strike level per 10 units	Call price (HKD)/Call level per 10 units	Expiry date	No. of issue (units)	Listing date
65241	Hongkong and Shanghai Banking Corporation Ltd., The	HSI R Bear CBBC Jul 2018 W	0.2500	32,038 per 15,000 units	31,888 per 15,000 units	2018/07/30	100,000,000	2017/11/29
65242	Hongkong and Shanghai Banking Corporation Ltd., The	HSI R Bear CBBC Jul 2018 X	0.2500	32,238 per 15,000 units	32,088 per 15,000 units	2018/07/30	100,000,000	2017/11/29
65244	Hongkong and Shanghai Banking Corporation Ltd., The	HSI R Bear CBBC Jul 2018 Y	0.2500	32,438 per 15,000 units	32,288 per 15,000 units	2018/07/30	100,000,000	2017/11/29
65512	Hongkong and Shanghai Banking Corporation Ltd., The	HSI R Bear CBBC Oct 2018 I	0.2500	33,938 per 20,000 units	33,738 per 20,000 units	2018/10/30	150,000,000	2017/11/29
65575	Hongkong and Shanghai Banking Corporation Ltd., The	HSI R Bear CBBC Oct 2018 J	0.2500	33,538 per 20,000 units	33,338 per 20,000 units	2018/10/30	150,000,000	2017/11/29
65623	Hongkong and Shanghai Banking Corporation Ltd., The	Ping An R Bull CBBC Jun 2018 C	0.2500	80.08 per 100 units	80.88 per 100 units	2018/06/11	80,000,000	2017/11/29
65612	Hongkong and Shanghai Banking Corporation Ltd., The	Tencent R Bull CBBC Aug 2018 Z	0.2500	423.48 per 100 units	426.28 per 100 units	2018/08/20	60,000,000	2017/11/29
65617	Hongkong and Shanghai Banking Corporation Ltd., The	Tencent R Bear CBBC Jul 2018 Q	0.7000	493.68 per 100 units	490.88 per 100 units	2018/07/30	50,000,000	2017/11/29
65422	Haitong International Securities Co. Ltd.	HKEX R Bull CBBC Jun 2018 I	0.2500	241 per 100 units	243.80 per 100 units	2018/06/11	40,000,000	2017/11/29
65486	Haitong International Securities Co. Ltd.	HKEX R Bull CBBC Jun 2018 J	0.2500	231 per 100 units	233.80 per 100 units	2018/06/12	40,000,000	2017/11/29
65509	Haitong International Securities Co. Ltd.	HKEX R Bull CBBC Jun 2018 K	0.2500	221 per 100 units	223.80 per 100 units	2018/06/13	40,000,000	2017/11/29
65400	Haitong International Securities Co. Ltd.	HKEX R Bear CBBC Apr 2018 A	0.2500	260 per 100 units	256.80 per 100 units	2018/04/03	40,000,000	2017/11/29
65369	Haitong International Securities Co. Ltd.	Ping An R Bull CBBC Aug 2018 M	0.2500	76.80 per 100 units	77.80 per 100 units	2018/08/06	80,000,000	2017/11/29
65386	Haitong International Securities Co. Ltd.	Ping An R Bull CBBC Aug 2018 N	0.2500	79.80 per 100 units	80.80 per 100 units	2018/08/07	80,000,000	2017/11/29
65399	Haitong International Securities Co. Ltd.	Ping An R Bull CBBC Aug 2018 O	0.2500	83.80 per 100 units	84.80 per 100 units	2018/08/08	80,000,000	2017/11/29
65421	Haitong International Securities Co. Ltd.	Ping An R Bear CBBC Jun 2018 C	0.2500	92 per 100 units	90.80 per 100 units	2018/06/01	80,000,000	2017/11/29
65510	Haitong International Securities Co. Ltd.	Tencent R Bull CBBC Jun 2018 L	0.2500	418.80 per 100 units	428.80 per 100 units	2018/06/14	40,000,000	2017/11/29
65361	Haitong International Securities Co. Ltd.	Tencent R Bear CBBC May 2018 E	0.4090	466.80 per 100 units	463.80 per 100 units	2018/05/02	40,000,000	2017/11/29
65363	Haitong International Securities Co. Ltd.	Tencent R Bear CBBC May 2018 F	0.3090	456.80 per 100 units	453.80 per 100 units	2018/05/03	40,000,000	2017/11/29
66728	J.P. Morgan Structured Products B.V.	BOCL R Bull CBBC Sep 2018 C	0.2500	3.7000	3.7800	2018/09/21	150,000,000	2017/11/29
67622	J.P. Morgan Structured Products B.V.	CSOP A50 ETF R Bull CBBC Jun 2018 A	0.2500	15.7800	15.8800	2018/06/15	80,000,000	2017/11/29
66729	J.P. Morgan Structured Products B.V.	HSBC R Bull CBBC Sep 2018 A	0.2500	74.38 per 100 units	75.88 per 100 units	2018/09/21	100,000,000	2017/11/29
66760	J.P. Morgan Structured Products B.V.	HSI R Bull CBBC Nov 2018 V	0.2500	29,658 per 10,000 units	29,758 per 10,000 units	2018/11/29	200,000,000	2017/11/29
66761	J.P. Morgan Structured Products B.V.	HSI R Bull CBBC Dec 2018 O	0.2500	29,450 per 10,000 units	29,600 per 10,000 units	2018/12/28	200,000,000	2017/11/29
66763	J.P. Morgan Structured Products B.V.	HSI R Bull CBBC Dec 2018 Q	0.2500	29,358 per 10,000 units	29,458 per 10,000 units	2018/12/28	200,000,000	2017/11/29
66793	J.P. Morgan Structured Products B.V.	HSI R Bull CBBC Dec 2018 R	0.2500	29,150 per 10,000 units	29,300 per 10,000 units	2018/12/28	200,000,000	2017/11/29
66748	J.P. Morgan Structured Products B.V.	HSI R Bull CBBC Sep 2019 R	0.2500	29,987 per 10,000 units	30,087 per 10,000 units	2019/09/27	200,000,000	2017/11/29
66759	J.P. Morgan Structured Products B.V.	HSI R Bull CBBC Sep 2019 S	0.2500	29,858 per 10,000 units	29,958 per 10,000 units	2019/09/27	200,000,000	2017/11/29
66726	J.P. Morgan Structured Products B.V.	HSI R Bear CBBC Mar 2018 O	0.2500	29,948 per 10,000 units	29,848 per 10,000 units	2018/03/28	200,000,000	2017/11/29
66727	J.P. Morgan Structured Products B.V.	HSI R Bear CBBC Mar 2018 P	0.2500	30,148 per 10,000 units	30,048 per 10,000 units	2018/03/28	200,000,000	2017/11/29
67628	J.P. Morgan Structured Products B.V.	HSI R Bear CBBC Mar 2018 Q	0.2500	31,050 per 10,000 units	30,900 per 10,000 units	2018/03/28	200,000,000	2017/11/29
67640	J.P. Morgan Structured Products B.V.	HSI R Bear CBBC Mar 2018 R	0.2500	31,148 per 10,000 units	31,048 per 10,000 units	2018/03/28	200,000,000	2017/11/29
67646	J.P. Morgan Structured Products B.V.	HSI R Bear CBBC Mar 2018 S	0.2500	31,350 per 10,000 units	31,200 per 10,000 units	2018/03/28	200,000,000	2017/11/29
67650	J.P. Morgan Structured Products B.V.	HSI R Bear CBBC Mar 2018 T	0.2500	31,448 per 10,000 units	31,348 per 10,000 units	2018/03/28	200,000,000	2017/11/29
67652	J.P. Morgan Structured Products B.V.	HSI R Bear CBBC Apr 2018 O	0.2500	31,648 per 10,000 units	31,548 per 10,000 units	2018/04/27	200,000,000	2017/11/29
67659	J.P. Morgan Structured Products B.V.	HSI R Bear CBBC Apr 2018 P	0.2500	31,850 per 10,000 units	31,700 per 10,000 units	2018/04/27	200,000,000	2017/11/29
67660	J.P. Morgan Structured Products B.V.	HSI R Bear CBBC Apr 2018 Q	0.2500	32,050 per 10,000 units	31,900 per 10,000 units	2018/04/27	200,000,000	2017/11/29
67661	J.P. Morgan Structured Products B.V.	HSI R Bear CBBC Apr 2018 R	0.2500	32,348 per 10,000 units	32,248 per 10,000 units	2018/04/27	200,000,000	2017/11/29
66746	J.P. Morgan Structured Products B.V.	Ping An R Bull CBBC Apr 2018 L	0.2500	83.28 per 100 units	83.88 per 100 units	2018/04/20	100,000,000	2017/11/29
67609	J.P. Morgan Structured Products B.V.	Tencent R Bull CBBC Mar 2018 V	0.2500	423.68 per 100 units	426.68 per 100 units	2018/03/16	50,000,000	2017/11/29
67601	J.P. Morgan Structured Products B.V.	Tencent R Bull CBBC Apr 2018 H	0.2500	406.88 per 100 units	409.88 per 100 units	2018/04/20	50,000,000	2017/11/29
67566	J.P. Morgan Structured Products B.V.	Tencent R Bear CBBC Mar 2018 S	0.2500	431.88 per 100 units	428.08 per 100 units	2018/03/16	50,000,000	2017/11/29
65823	Macquarie Bank Ltd.	CM Bank R Bull CBBC Aug 2018 A	0.9110	31.4800	31.9800	2018/08/31	11,000,000	2017/11/29

Newly listed callable bull/bear contracts (continued)

Code	Issuer	Name of issue	Issue prices (HK\$)	Strike price (HKD)/Strike level per 10 units	Call price (HKD)/Call level per 10 units	Expiry date	No. of issue (units)	Listing date
65825	Macquarie Bank Ltd.	HKEX R Bull CBBC Jul 2018 D	0.5300	242.50 per 100 units	244.50 per 100 units	2018/07/30	20,000,000	2017/11/29
65828	Macquarie Bank Ltd.	HKEX R Bull CBBC Jul 2018 E	0.5130	246.50 per 100 units	248.50 per 100 units	2018/07/30	20,000,000	2017/11/29
66027	Macquarie Bank Ltd.	HSI R Bear CBBC Jun 2018 O	0.2500	30,400 per 10,000 units	30,300 per 10,000 units	2018/06/28	40,000,000	2017/11/29
66034	Macquarie Bank Ltd.	HSI R Bear CBBC Jun 2018 P	0.2500	30,500 per 10,000 units	30,400 per 10,000 units	2018/06/28	40,000,000	2017/11/29
66050	Macquarie Bank Ltd.	HSI R Bear CBBC Jun 2018 Q	0.2500	30,600 per 10,000 units	30,500 per 10,000 units	2018/06/28	40,000,000	2017/11/29
65821	Macquarie Bank Ltd.	Tencent R Bear CBBC Jun 2018 O	0.8180	432.88 per 100 units	430.08 per 100 units	2018/06/29	12,300,000	2017/11/29
67305	SGA Societe Generale Acceptance N.V./SG Issuer	AIA R Bull CBBC Oct 2018 A	0.2500	64.40 per 100 units	65 per 100 units	2018/10/30	60,000,000	2017/11/29
67306	SGA Societe Generale Acceptance N.V./SG Issuer	AIA R Bear CBBC Dec 2018 A	0.2500	78.60 per 100 units	78 per 100 units	2018/12/20	60,000,000	2017/11/29
67364	SGA Societe Generale Acceptance N.V./SG Issuer	China Mobile R Bull CBBC Dec 2018 E	0.2500	76.65 per 100 units	77.85 per 100 units	2018/12/13	100,000,000	2017/11/29
67311	SGA Societe Generale Acceptance N.V./SG Issuer	CC Bank R Bull CBBC Aug 2018 L	0.2500	6.6800	6.7800	2018/08/30	100,000,000	2017/11/29
67332	SGA Societe Generale Acceptance N.V./SG Issuer	CM Bank R Bull CBBC Oct 2018 B	0.2500	31.10 per 100 units	31.50 per 100 units	2018/10/30	40,000,000	2017/11/29
67363	SGA Societe Generale Acceptance N.V./SG Issuer	CM Bank R Bull CBBC Dec 2018 B	0.2500	29.10 per 100 units	29.50 per 100 units	2018/12/28	40,000,000	2017/11/29
67402	SGA Societe Generale Acceptance N.V./SG Issuer	CSOP A50 ETF R Bull CBBC Aug 2018 D	0.2500	15.8800	15.9800	2018/08/30	40,000,000	2017/11/29
67411	SGA Societe Generale Acceptance N.V./SG Issuer	CSOP A50 ETF R Bull CBBC Sep 2018 C	0.2500	15.6800	15.7800	2018/09/27	40,000,000	2017/11/29
67414	SGA Societe Generale Acceptance N.V./SG Issuer	CSOP A50 ETF R Bear CBBC Oct 2018 A	0.2500	18.1000	18.0000	2018/10/26	40,000,000	2017/11/29
65658	SGA Societe Generale Acceptance N.V./SG Issuer	HKEX R Bull CBBC Jun 2018 N	0.2500	251.20 per 100 units	253.20 per 100 units	2018/06/05	50,000,000	2017/11/29
65698	SGA Societe Generale Acceptance N.V./SG Issuer	HKEX R Bull CBBC Jul 2018 L	0.2500	245.60 per 100 units	247.60 per 100 units	2018/07/26	50,000,000	2017/11/29
65706	SGA Societe Generale Acceptance N.V./SG Issuer	HKEX R Bull CBBC Sep 2018 C	0.2500	232.40 per 100 units	234.40 per 100 units	2018/09/24	50,000,000	2017/11/29
65249	SGA Societe Generale Acceptance N.V./SG Issuer	HKEX R Bear CBBC Jul 2018 B	0.4350	287 per 100 units	285 per 100 units	2018/07/30	50,000,000	2017/11/29
65274	SGA Societe Generale Acceptance N.V./SG Issuer	HKEX R Bear CBBC Jul 2018 C	0.5400	297 per 100 units	295 per 100 units	2018/07/30	50,000,000	2017/11/29
67367	SGA Societe Generale Acceptance N.V./SG Issuer	HSBC R Bull CBBC Jun 2018 J	0.2500	75.90 per 100 units	76.90 per 100 units	2018/06/25	100,000,000	2017/11/29
67383	SGA Societe Generale Acceptance N.V./SG Issuer	HSBC R Bull CBBC Dec 2018 A	0.2500	73.70 per 100 units	74.70 per 100 units	2018/12/28	100,000,000	2017/11/29
66620	SGA Societe Generale Acceptance N.V./SG Issuer	HSI R Bull CBBC Sep 2019 E	0.2500	29,608 per 10,000 units	29,708 per 10,000 units	2019/09/27	200,000,000	2017/11/29
65805	SGA Societe Generale Acceptance N.V./SG Issuer	HSI R Bull CBBC Oct 2019 I	0.2500	29,958 per 12,000 units	30,058 per 12,000 units	2019/10/30	200,000,000	2017/11/29
66622	SGA Societe Generale Acceptance N.V./SG Issuer	HSI R Bull CBBC Oct 2019 J	0.2500	29,308 per 10,000 units	29,408 per 10,000 units	2019/10/30	200,000,000	2017/11/29
66686	SGA Societe Generale Acceptance N.V./SG Issuer	HSI R Bull CBBC Oct 2019 K	0.2500	29,458 per 12,000 units	29,558 per 12,000 units	2019/10/30	200,000,000	2017/11/29
66692	SGA Societe Generale Acceptance N.V./SG Issuer	HSI R Bull CBBC Oct 2019 L	0.2500	29,858 per 12,000 units	29,958 per 12,000 units	2019/10/30	200,000,000	2017/11/29
66701	SGA Societe Generale Acceptance N.V./SG Issuer	HSI R Bull CBBC Nov 2019 L	0.2500	29,208 per 12,000 units	29,308 per 12,000 units	2019/11/28	200,000,000	2017/11/29
66719	SGA Societe Generale Acceptance N.V./SG Issuer	HSI R Bull CBBC Nov 2019 M	0.2500	29,808 per 10,000 units	29,908 per 10,000 units	2019/11/28	200,000,000	2017/11/29
66488	SGA Societe Generale Acceptance N.V./SG Issuer	HSI R Bear CBBC Mar 2018 A	0.2500	30,238 per 12,000 units	30,138 per 12,000 units	2018/03/28	200,000,000	2017/11/29
66529	SGA Societe Generale Acceptance N.V./SG Issuer	HSI R Bear CBBC Mar 2018 B	0.2500	31,388 per 10,000 units	31,288 per 10,000 units	2018/03/28	200,000,000	2017/11/29
65248	SGA Societe Generale Acceptance N.V./SG Issuer	HSI R Bear CBBC Mar 2018 Z	0.2500	30,088 per 12,000 units	29,988 per 12,000 units	2018/03/28	200,000,000	2017/11/29
66533	SGA Societe Generale Acceptance N.V./SG Issuer	HSI R Bear CBBC Apr 2018 S	0.2500	30,138 per 12,000 units	30,038 per 12,000 units	2018/04/27	200,000,000	2017/11/29
66537	SGA Societe Generale Acceptance N.V./SG Issuer	HSI R Bear CBBC Apr 2018 T	0.2500	31,638 per 12,000 units	31,538 per 12,000 units	2018/04/27	200,000,000	2017/11/29
66546	SGA Societe Generale Acceptance N.V./SG Issuer	HSI R Bear CBBC Apr 2018 U	0.2500	32,638 per 12,000 units	32,538 per 12,000 units	2018/04/27	200,000,000	2017/11/29
66567	SGA Societe Generale Acceptance N.V./SG Issuer	HSI R Bear CBBC Jul 2018 G	0.2500	31,288 per 10,000 units	31,188 per 10,000 units	2018/07/30	200,000,000	2017/11/29
66574	SGA Societe Generale Acceptance N.V./SG Issuer	HSI R Bear CBBC Jul 2018 H	0.2500	31,488 per 10,000 units	31,388 per 10,000 units	2018/07/30	200,000,000	2017/11/29
66587	SGA Societe Generale Acceptance N.V./SG Issuer	HSI R Bear CBBC Jul 2018 I	0.2500	31,588 per 12,000 units	31,488 per 12,000 units	2018/07/30	200,000,000	2017/11/29
66589	SGA Societe Generale Acceptance N.V./SG Issuer	HSI R Bear CBBC Jul 2018 J	0.2500	31,688 per 10,000 units	31,588 per 10,000 units	2018/07/30	200,000,000	2017/11/29
66605	SGA Societe Generale Acceptance N.V./SG Issuer	HSI R Bear CBBC Jul 2018 K	0.2550	32,938 per 12,000 units	32,838 per 12,000 units	2018/07/30	200,000,000	2017/11/29
67384	SGA Societe Generale Acceptance N.V./SG Issuer	ICBC R Bull CBBC Sep 2018 E	0.2500	6.1000	6.2000	2018/09/27	60,000,000	2017/11/29
65707	SGA Societe Generale Acceptance N.V./SG Issuer	Ping An R Bull CBBC Aug 2018 F	0.2500	84.45 per 100 units	85.05 per 100 units	2018/08/29	100,000,000	2017/11/29
65709	SGA Societe Generale Acceptance N.V./SG Issuer	Ping An R Bull CBBC Oct 2018 H	0.2500	80.60 per 100 units	81.20 per 100 units	2018/10/30	100,000,000	2017/11/29

Newly listed callable bull/bear contracts (continued)

Code	Issuer	Name of issue	Issue prices (HK\$)	Strike price (HKD)/Strike level per 10 units	Call price (HKD)/Call level per 10 units	Expiry date	No. of issue (units)	Listing date
67389	SGA Societe Generale Acceptance N.V./SG Issuer	Tencent R Bull CBBC Aug 2018 M	0.2500	412.20 per 100 units	415 per 100 units	2018/08/02	80,000,000	2017/11/29
65714	SGA Societe Generale Acceptance N.V./SG Issuer	Tencent R Bull CBBC Oct 2018 D	0.2500	424.30 per 100 units	427.10 per 100 units	2018/10/30	80,000,000	2017/11/29
67393	SGA Societe Generale Acceptance N.V./SG Issuer	Tencent R Bull CBBC Oct 2018 E	0.2500	406 per 100 units	408.80 per 100 units	2018/10/30	80,000,000	2017/11/29
65285	SGA Societe Generale Acceptance N.V./SG Issuer	Tencent R Bear CBBC Jun 2018 E	0.4450	472.80 per 100 units	470 per 100 units	2018/06/28	80,000,000	2017/11/29
65299	SGA Societe Generale Acceptance N.V./SG Issuer	Tencent R Bear CBBC Jul 2018 D	0.3450	462.80 per 100 units	460 per 100 units	2018/07/19	80,000,000	2017/11/29
66445	UBS AG	AIA R Bull CBBC Sep 2018 B	0.2500	64.78 per 100 units	65.38 per 100 units	2018/09/10	50,000,000	2017/11/29
66444	UBS AG	CC Bank R Bull CBBC Sep 2018 A	0.2500	6.8000	6.9000	2018/09/17	60,000,000	2017/11/29
67298	UBS AG	China Life R Bull CBBC Jul 2018 F	0.2500	26.4800	26.8800	2018/07/16	40,000,000	2017/11/29
67301	UBS AG	China Life R Bull CBBC Dec 2018 A	0.2500	24.98 per 100 units	25.38 per 100 units	2018/12/24	100,000,000	2017/11/29
66434	UBS AG	CSOP A50 ETF R Bull CBBC May 2018 A	0.2500	15.8800	15.9800	2018/05/07	40,000,000	2017/11/29
66390	UBS AG	Geely Auto R Bull CBBC Dec 2018 D	0.2500	26.78 per 100 units	27.38 per 100 units	2018/12/10	100,000,000	2017/11/29
66408	UBS AG	HKEX R Bull CBBC Jun 2018 G	0.2500	246.88 per 100 units	248.88 per 100 units	2018/06/04	50,000,000	2017/11/29
66431	UBS AG	HKEX R Bull CBBC Jun 2018 H	0.2500	241.88 per 100 units	243.88 per 100 units	2018/06/25	50,000,000	2017/11/29
66433	UBS AG	HKEX R Bear CBBC Apr 2018 A	0.2500	271.38 per 100 units	268.88 per 100 units	2018/04/09	50,000,000	2017/11/29
66485	UBS AG	HSBC R Bull CBBC Jul 2018 E	0.2500	74.38 per 100 units	75.38 per 100 units	2018/07/23	100,000,000	2017/11/29
66296	UBS AG	HSI R Bull CBBC Dec 2018 N	0.2500	29,800 per 10,000 units	29,900 per 10,000 units	2018/12/28	200,000,000	2017/11/29
66326	UBS AG	HSI R Bull CBBC Dec 2018 P	0.2500	29,500 per 10,000 units	29,600 per 10,000 units	2018/12/28	200,000,000	2017/11/29
66291	UBS AG	HSI R Bull CBBC Apr 2019 V	0.2500	29,987 per 10,000 units	30,087 per 10,000 units	2019/04/29	200,000,000	2017/11/29
66308	UBS AG	HSI R Bull CBBC Aug 2019 A	0.2500	29,600 per 10,000 units	29,750 per 10,000 units	2019/08/29	250,000,000	2017/11/29
66329	UBS AG	HSI R Bull CBBC Aug 2019 B	0.2500	29,200 per 10,000 units	29,300 per 10,000 units	2019/08/29	200,000,000	2017/11/29
66327	UBS AG	HSI R Bull CBBC Sep 2019 A	0.2500	29,300 per 10,000 units	29,450 per 10,000 units	2019/09/27	250,000,000	2017/11/29
66339	UBS AG	HSI R Bull CBBC Sep 2019 B	0.2500	29,000 per 10,000 units	29,150 per 10,000 units	2019/09/27	250,000,000	2017/11/29
66355	UBS AG	HSI R Bear CBBC Mar 2018 E	0.2500	31,850 per 10,000 units	31,700 per 10,000 units	2018/03/28	250,000,000	2017/11/29
66206	UBS AG	HSI R Bear CBBC Mar 2018 F	0.2500	31,400 per 10,000 units	31,250 per 10,000 units	2018/03/28	250,000,000	2017/11/29
66228	UBS AG	HSI R Bear CBBC Mar 2018 G	0.2500	31,500 per 10,000 units	31,400 per 10,000 units	2018/03/28	200,000,000	2017/11/29
66052	UBS AG	HSI R Bear CBBC Mar 2018 W	0.2500	29,969 per 10,000 units	29,819 per 10,000 units	2018/03/28	250,000,000	2017/11/29
66067	UBS AG	HSI R Bear CBBC Mar 2018 X	0.2500	30,100 per 10,000 units	30,000 per 10,000 units	2018/03/28	200,000,000	2017/11/29
66121	UBS AG	HSI R Bear CBBC Mar 2018 Y	0.2500	30,300 per 10,000 units	30,150 per 10,000 units	2018/03/28	250,000,000	2017/11/29
66168	UBS AG	HSI R Bear CBBC Mar 2018 Z	0.2500	30,900 per 10,000 units	30,750 per 10,000 units	2018/03/28	250,000,000	2017/11/29
66164	UBS AG	HSI R Bear CBBC Apr 2018 F	0.3100	33,150 per 10,000 units	33,000 per 10,000 units	2018/04/27	250,000,000	2017/11/29
66170	UBS AG	HSI R Bear CBBC Apr 2018 G	0.2500	31,050 per 10,000 units	30,950 per 10,000 units	2018/04/27	200,000,000	2017/11/29
66261	UBS AG	HSI R Bear CBBC Apr 2018 H	0.2500	32,250 per 10,000 units	32,100 per 10,000 units	2018/04/27	250,000,000	2017/11/29
66290	UBS AG	HSI R Bear CBBC Apr 2018 I	0.2900	32,950 per 10,000 units	32,800 per 10,000 units	2018/04/27	250,000,000	2017/11/29
66359	UBS AG	HSI R Bear CBBC Apr 2018 J	0.2500	32,000 per 10,000 units	31,900 per 10,000 units	2018/04/27	200,000,000	2017/11/29
66369	UBS AG	Tencent R Bull CBBC Apr 2018 N	0.2500	426.38 per 100 units	429.38 per 100 units	2018/04/16	40,000,000	2017/11/29
66388	UBS AG	Tencent R Bear CBBC Jun 2018 B	0.4450	473.58 per 100 units	470.18 per 100 units	2018/06/11	40,000,000	2017/11/29
67692	BNP Paribas Issuance B.V.	HSI R Bear CBBC Apr 2018 R	0.2500	31,700 per 10,000 units	31,600 per 10,000 units	2018/04/27	250,000,000	2017/11/30
67694	BNP Paribas Issuance B.V.	HSI R Bear CBBC Apr 2018 S	0.2500	31,800 per 10,000 units	31,700 per 10,000 units	2018/04/27	250,000,000	2017/11/30
67701	BNP Paribas Issuance B.V.	HSI R Bear CBBC Apr 2018 T	0.2500	31,900 per 10,000 units	31,800 per 10,000 units	2018/04/27	250,000,000	2017/11/30
67705	BNP Paribas Issuance B.V.	HSI R Bear CBBC Apr 2018 U	0.2500	32,000 per 10,000 units	31,900 per 10,000 units	2018/04/27	250,000,000	2017/11/30
67711	BNP Paribas Issuance B.V.	HSI R Bear CBBC Apr 2018 V	0.2500	32,100 per 10,000 units	32,000 per 10,000 units	2018/04/27	250,000,000	2017/11/30
68244	Credit Suisse AG	AIA R Bear CBBC Apr 2018 A	0.2500	76.28 per 100 units	75.68 per 100 units	2018/04/13	50,000,000	2017/11/30
68238	Credit Suisse AG	CC Bank R Bull CBBC Sep 2018 U	0.2500	6.8200	6.9200	2018/09/12	70,000,000	2017/11/30

Newly listed callable bull/bear contracts (continued)

Code	Issuer	Name of issue	Issue prices (HK\$)	Strike price (HKD)/Strike level per 10 units	Call price (HKD)/Call level per 10 units	Expiry date	No. of issue (units)	Listing date
68291	Credit Suisse AG	Greatwall Motor R Bull CBBC Jul 2018 C	0.2500	8.6800	9.0800	2018/07/12	40,000,000	2017/11/30
68192	Credit Suisse AG	HKEX R Bull CBBC Jun 2018 W	0.2500	238.68 per 100 units	240.68 per 100 units	2018/06/27	50,000,000	2017/11/30
68204	Credit Suisse AG	HKEX R Bull CBBC Jun 2018 X	0.2500	249.08 per 100 units	251.08 per 100 units	2018/06/14	50,000,000	2017/11/30
68229	Credit Suisse AG	HKEX R Bear CBBC Mar 2018 K	0.3100	281.98 per 100 units	279.98 per 100 units	2018/03/29	50,000,000	2017/11/30
68185	Credit Suisse AG	HSBC R Bull CBBC Jul 2018 J	0.2500	75.38 per 100 units	76.38 per 100 units	2018/07/13	50,000,000	2017/11/30
68165	Credit Suisse AG	HSI R Bull CBBC Nov 2018 P	0.2500	29,718 per 12,000 units	29,868 per 12,000 units	2018/11/29	200,000,000	2017/11/30
68171	Credit Suisse AG	HSI R Bull CBBC Nov 2018 Q	0.2500	29,400 per 12,000 units	29,550 per 12,000 units	2018/11/29	200,000,000	2017/11/30
68162	Credit Suisse AG	HSI R Bull CBBC Apr 2019 H	0.2500	29,800 per 10,000 units	30,000 per 10,000 units	2019/04/29	200,000,000	2017/11/30
68246	Credit Suisse AG	HSI R Bull CBBC Apr 2019 I	0.2500	29,200 per 10,000 units	29,400 per 10,000 units	2019/04/29	200,000,000	2017/11/30
68264	Credit Suisse AG	HSI R Bear CBBC Mar 2018 H	0.2500	29,908 per 10,000 units	29,708 per 10,000 units	2018/03/28	200,000,000	2017/11/30
68278	Credit Suisse AG	HSI R Bear CBBC Mar 2018 I	0.2500	30,100 per 10,000 units	29,900 per 10,000 units	2018/03/28	200,000,000	2017/11/30
68120	Credit Suisse AG	HSI R Bear CBBC Apr 2018 E	0.2500	30,200 per 12,000 units	30,050 per 12,000 units	2018/04/27	200,000,000	2017/11/30
68428	Goldman Sachs Structured Products (Asia) Ltd.	China Life R Bull CBBC Dec 2018 B	0.2500	26.2800	26.6800	2018/12/18	80,000,000	2017/11/30
67874	Goldman Sachs Structured Products (Asia) Ltd.	HKEX R Bull CBBC Jun 2018 T	0.2500	248 per 100 units	250 per 100 units	2018/06/25	80,000,000	2017/11/30
68384	Goldman Sachs Structured Products (Asia) Ltd.	HKEX R Bull CBBC Oct 2018 H	0.2500	238 per 100 units	240 per 100 units	2018/10/18	80,000,000	2017/11/30
68402	Goldman Sachs Structured Products (Asia) Ltd.	HKEX R Bull CBBC Oct 2018 I	0.2500	234 per 100 units	236 per 100 units	2018/10/19	80,000,000	2017/11/30
68406	Goldman Sachs Structured Products (Asia) Ltd.	HKEX R Bear CBBC Oct 2018 B	0.2500	270 per 100 units	268 per 100 units	2018/10/19	80,000,000	2017/11/30
67876	Goldman Sachs Structured Products (Asia) Ltd.	HSBC R Bull CBBC Sep 2018 L	0.2500	75 per 100 units	76 per 100 units	2018/09/18	80,000,000	2017/11/30
67680	Goldman Sachs Structured Products (Asia) Ltd.	HSCEI R Bull CBBC Sep 2019 D	0.2500	11,700 per 10,000 units	11,800 per 10,000 units	2019/09/27	100,000,000	2017/11/30
67678	Goldman Sachs Structured Products (Asia) Ltd.	HSCEI R Bear CBBC Mar 2018 G	0.2500	12,500 per 10,000 units	12,400 per 10,000 units	2018/03/28	100,000,000	2017/11/30
67915	Goldman Sachs Structured Products (Asia) Ltd.	HSI R Bull CBBC Aug 2019 T	0.2500	29,923 per 10,000 units	30,023 per 10,000 units	2019/08/29	200,000,000	2017/11/30
67916	Goldman Sachs Structured Products (Asia) Ltd.	HSI R Bull CBBC Aug 2019 U	0.2500	29,650 per 10,000 units	29,750 per 10,000 units	2019/08/29	200,000,000	2017/11/30
67690	Goldman Sachs Structured Products (Asia) Ltd.	HSI R Bear CBBC Mar 2018 P	0.2500	30,150 per 10,000 units	30,050 per 10,000 units	2018/03/28	200,000,000	2017/11/30
67691	Goldman Sachs Structured Products (Asia) Ltd.	HSI R Bear CBBC Mar 2018 R	0.2500	30,600 per 12,000 units	30,450 per 12,000 units	2018/03/28	200,000,000	2017/11/30
68353	Goldman Sachs Structured Products (Asia) Ltd.	HSI R Bear CBBC Apr 2018 Q	0.2500	29,900 per 12,000 units	29,750 per 12,000 units	2018/04/27	200,000,000	2017/11/30
68363	Goldman Sachs Structured Products (Asia) Ltd.	HSI R Bear CBBC Apr 2018 R	0.2500	30,000 per 10,000 units	29,900 per 10,000 units	2018/04/27	200,000,000	2017/11/30
68372	Goldman Sachs Structured Products (Asia) Ltd.	Tencent R Bull CBBC Apr 2018 X	0.2500	412 per 100 units	414 per 100 units	2018/04/16	80,000,000	2017/11/30
68377	Goldman Sachs Structured Products (Asia) Ltd.	Tencent R Bull CBBC Apr 2018 Y	0.2500	404 per 100 units	406 per 100 units	2018/04/17	80,000,000	2017/11/30
68378	Goldman Sachs Structured Products (Asia) Ltd.	Tencent R Bear CBBC Apr 2018 Y	0.2810	447 per 100 units	445 per 100 units	2018/04/18	80,000,000	2017/11/30
67810	Hongkong and Shanghai Banking Corporation Ltd., The	AIA R Bull CBBC Jul 2018 J	0.2500	66.58 per 100 units	67.28 per 100 units	2018/07/16	80,000,000	2017/11/30
67856	Hongkong and Shanghai Banking Corporation Ltd., The	COVS R Bull CBBC Aug 2018 D	0.2500	23.4800	24.0800	2018/08/13	40,000,000	2017/11/30
67851	Hongkong and Shanghai Banking Corporation Ltd., The	HKEX R Bull CBBC Nov 2018 B	0.2500	248 per 100 units	250.38 per 100 units	2018/11/05	50,000,000	2017/11/30
68042	Hongkong and Shanghai Banking Corporation Ltd., The	HKEX R Bear CBBC Jun 2018 C	0.2500	257.26 per 100 units	254.88 per 100 units	2018/06/25	40,000,000	2017/11/30
67718	Hongkong and Shanghai Banking Corporation Ltd., The	HSCEI R Bull CBBC Jul 2018 F	0.2500	11,538 per 10,000 units	11,638 per 10,000 units	2018/07/30	60,000,000	2017/11/30
67714	Hongkong and Shanghai Banking Corporation Ltd., The	HSCEI R Bear CBBC Sep 2018 C	0.2500	13,488 per 10,000 units	13,388 per 10,000 units	2018/09/27	50,000,000	2017/11/30
67857	Hongkong and Shanghai Banking Corporation Ltd., The	HSI R Bull CBBC Aug 2018 L	0.2500	29,748 per 15,000 units	29,898 per 15,000 units	2018/08/30	100,000,000	2017/11/30
67858	Hongkong and Shanghai Banking Corporation Ltd., The	HSI R Bull CBBC Aug 2018 M	0.2500	29,348 per 15,000 units	29,498 per 15,000 units	2018/08/30	100,000,000	2017/11/30
67754	Hongkong and Shanghai Banking Corporation Ltd., The	HSI R Bear CBBC Apr 2018 G	0.2500	31,138 per 15,000 units	30,988 per 15,000 units	2018/04/27	100,000,000	2017/11/30
67975	Hongkong and Shanghai Banking Corporation Ltd., The	HSI R Bear CBBC Apr 2018 H	0.2500	30,038 per 15,000 units	29,888 per 15,000 units	2018/04/27	100,000,000	2017/11/30
67719	Hongkong and Shanghai Banking Corporation Ltd., The	HSI R Bear CBBC Apr 2018 P	0.2500	31,038 per 15,000 units	30,888 per 15,000 units	2018/04/27	100,000,000	2017/11/30
67769	Hongkong and Shanghai Banking Corporation Ltd., The	HSI R Bear CBBC Jul 2018 A	0.2500	31,738 per 15,000 units	31,588 per 15,000 units	2018/07/30	100,000,000	2017/11/30
67767	Hongkong and Shanghai Banking Corporation Ltd., The	HSI R Bear CBBC Jul 2018 Z	0.2500	31,538 per 15,000 units	31,388 per 15,000 units	2018/07/30	100,000,000	2017/11/30
67778	Hongkong and Shanghai Banking Corporation Ltd., The	HSI R Bear CBBC Aug 2018 U	0.2500	31,938 per 15,000 units	31,788 per 15,000 units	2018/08/30	100,000,000	2017/11/30

Newly listed callable bull/bear contracts (continued)

Code	Issuer	Name of issue	Issue prices (HK\$)	Strike price (HKD)/Strike level per 10 units	Call price (HKD)/Call level per 10 units	Expiry date	No. of issue (units)	Listing date
67791	Hongkong and Shanghai Banking Corporation Ltd., The	HSI R Bear CBBC Aug 2018 V	0.2500	32,138 per 15,000 units	31,988 per 15,000 units	2018/08/30	100,000,000	2017/11/30
67808	Hongkong and Shanghai Banking Corporation Ltd., The	Ping An R Bear CBBC Nov 2018 F	0.2500	93.58 per 100 units	92.88 per 100 units	2018/11/05	40,000,000	2017/11/30
67800	Hongkong and Shanghai Banking Corporation Ltd., The	Tencent R Bull CBBC Oct 2018 G	0.2500	414.18 per 100 units	416.98 per 100 units	2018/10/22	60,000,000	2017/11/30
68012	Hongkong and Shanghai Banking Corporation Ltd., The	Tencent R Bear CBBC Aug 2018 Q	0.2500	433.68 per 100 units	430.88 per 100 units	2018/08/20	50,000,000	2017/11/30
68492	J.P. Morgan Structured Products B.V.	CC Bank R Bull CBBC Sep 2018 G	0.2500	6.5200	6.6200	2018/09/21	150,000,000	2017/11/30
68495	J.P. Morgan Structured Products B.V.	CNOOC R Bull CBBC Mar 2018 B	0.2500	10.3800	10.5800	2018/03/16	100,000,000	2017/11/30
68509	J.P. Morgan Structured Products B.V.	HKEX R Bull CBBC Mar 2018 G	0.2500	239.88 per 100 units	241.88 per 100 units	2018/03/16	40,000,000	2017/11/30
68511	J.P. Morgan Structured Products B.V.	HKEX R Bull CBBC Mar 2018 H	0.2500	245.88 per 100 units	247.88 per 100 units	2018/03/16	40,000,000	2017/11/30
68312	J.P. Morgan Structured Products B.V.	HSI R Bull CBBC Nov 2018 T	0.2500	29,258 per 10,000 units	29,358 per 10,000 units	2018/11/29	200,000,000	2017/11/30
68325	J.P. Morgan Structured Products B.V.	HSI R Bull CBBC Nov 2018 W	0.2500	29,350 per 10,000 units	29,500 per 10,000 units	2018/11/29	200,000,000	2017/11/30
68347	J.P. Morgan Structured Products B.V.	HSI R Bull CBBC Nov 2018 Y	0.2500	29,718 per 10,000 units	29,868 per 10,000 units	2018/11/29	200,000,000	2017/11/30
68333	J.P. Morgan Structured Products B.V.	HSI R Bull CBBC Sep 2019 T	0.2500	29,558 per 10,000 units	29,658 per 10,000 units	2019/09/27	200,000,000	2017/11/30
68301	J.P. Morgan Structured Products B.V.	HSI R Bull CBBC Dec 2019 A	0.2500	29,850 per 10,000 units	30,000 per 10,000 units	2019/12/30	200,000,000	2017/11/30
68292	J.P. Morgan Structured Products B.V.	HSI R Bear CBBC Mar 2018 U	0.2500	30,250 per 10,000 units	30,100 per 10,000 units	2018/03/28	200,000,000	2017/11/30
68484	J.P. Morgan Structured Products B.V.	HSI R Bear CBBC Mar 2018 V	0.2500	30,050 per 10,000 units	29,900 per 10,000 units	2018/03/28	200,000,000	2017/11/30
68487	J.P. Morgan Structured Products B.V.	HSI R Bear CBBC Mar 2018 W	0.2500	29,848 per 10,000 units	29,748 per 10,000 units	2018/03/28	200,000,000	2017/11/30
68461	J.P. Morgan Structured Products B.V.	HSI R Bear CBBC Apr 2018 S	0.2500	31,248 per 10,000 units	31,148 per 10,000 units	2018/04/27	200,000,000	2017/11/30
68470	J.P. Morgan Structured Products B.V.	HSI R Bear CBBC Apr 2018 T	0.2500	31,048 per 10,000 units	30,948 per 10,000 units	2018/04/27	200,000,000	2017/11/30
68506	J.P. Morgan Structured Products B.V.	Tencent R Bull CBBC Mar 2018 W	0.3150	389.08 per 100 units	391.88 per 100 units	2018/03/16	60,000,000	2017/11/30
68507	J.P. Morgan Structured Products B.V.	Tencent R Bull CBBC Mar 2018 X	0.2500	400.88 per 100 units	403.88 per 100 units	2018/03/16	60,000,000	2017/11/30
68508	J.P. Morgan Structured Products B.V.	Tencent R Bear CBBC Mar 2018 T	0.2500	425.88 per 100 units	422.08 per 100 units	2018/03/16	40,000,000	2017/11/30
68563	SGA Societe Generale Acceptance N.V./SG Issuer	HSI R Bull CBBC Oct 2019 M	0.2500	29,558 per 12,000 units	29,658 per 12,000 units	2019/10/30	200,000,000	2017/11/30
68566	SGA Societe Generale Acceptance N.V./SG Issuer	HSI R Bull CBBC Dec 2019 D	0.2500	29,408 per 10,000 units	29,508 per 10,000 units	2019/12/30	200,000,000	2017/11/30
68515	SGA Societe Generale Acceptance N.V./SG Issuer	HSI R Bear CBBC Mar 2018 D	0.2500	29,838 per 12,000 units	29,738 per 12,000 units	2018/03/28	200,000,000	2017/11/30
68521	SGA Societe Generale Acceptance N.V./SG Issuer	HSI R Bear CBBC Apr 2018 V	0.2500	30,288 per 10,000 units	30,188 per 10,000 units	2018/04/27	200,000,000	2017/11/30
68530	SGA Societe Generale Acceptance N.V./SG Issuer	HSI R Bear CBBC Jul 2018 L	0.2500	30,038 per 12,000 units	29,938 per 12,000 units	2018/07/30	200,000,000	2017/11/30
68552	SGA Societe Generale Acceptance N.V./SG Issuer	HSI R Bear CBBC Jul 2018 M	0.2500	30,188 per 10,000 units	30,088 per 10,000 units	2018/07/30	200,000,000	2017/11/30
68579	SGA Societe Generale Acceptance N.V./SG Issuer	PetroChina R Bull CBBC Oct 2018 C	0.2500	4.9500	5.1000	2018/10/19	40,000,000	2017/11/30
67919	SGA Societe Generale Acceptance N.V./SG Issuer	Ping An R Bull CBBC Dec 2018 C	0.2500	81.60 per 100 units	82.20 per 100 units	2018/12/21	100,000,000	2017/11/30
68590	SGA Societe Generale Acceptance N.V./SG Issuer	Ping An R Bear CBBC Oct 2018 B	0.2500	86.60 per 100 units	86 per 100 units	2018/10/12	100,000,000	2017/11/30
67921	SGA Societe Generale Acceptance N.V./SG Issuer	Tencent R Bull CBBC Aug 2018 N	0.2500	419.40 per 100 units	422.20 per 100 units	2018/08/30	80,000,000	2017/11/30
67974	SGA Societe Generale Acceptance N.V./SG Issuer	Tencent R Bull CBBC Sep 2018 L	0.3900	390.80 per 100 units	393.60 per 100 units	2018/09/27	80,000,000	2017/11/30
68599	SGA Societe Generale Acceptance N.V./SG Issuer	Tencent R Bear CBBC Jun 2018 F	0.2500	437.80 per 100 units	435 per 100 units	2018/06/22	80,000,000	2017/11/30
68605	SGA Societe Generale Acceptance N.V./SG Issuer	Tencent R Bear CBBC Jul 2018 E	0.2500	442.80 per 100 units	440 per 100 units	2018/07/30	80,000,000	2017/11/30
68636	UBS AG	AAC Tech R Bull CBBC May 2018 A	0.2500	159.38 per 100 units	163.38 per 100 units	2018/05/14	40,000,000	2017/11/30
68655	UBS AG	AAC Tech R Bull CBBC Jul 2018 A	0.2500	154.38 per 100 units	158.38 per 100 units	2018/07/16	40,000,000	2017/11/30
68100	UBS AG	HSI R Bull CBBC Nov 2018 J	0.2500	29,200 per 10,000 units	29,350 per 10,000 units	2018/11/29	250,000,000	2017/11/30
68095	UBS AG	HSI R Bull CBBC Apr 2019 W	0.2500	29,400 per 10,000 units	29,500 per 10,000 units	2019/04/29	200,000,000	2017/11/30
68081	UBS AG	HSI R Bull CBBC Aug 2019 C	0.2500	29,873 per 10,000 units	30,023 per 10,000 units	2019/08/29	250,000,000	2017/11/30
68087	UBS AG	HSI R Bull CBBC Aug 2019 D	0.2500	29,700 per 10,000 units	29,850 per 10,000 units	2019/08/29	250,000,000	2017/11/30
68094	UBS AG	HSI R Bull CBBC Aug 2019 E	0.2500	29,500 per 10,000 units	29,650 per 10,000 units	2019/08/29	250,000,000	2017/11/30
68116	UBS AG	HSI R Bull CBBC Aug 2019 F	0.2500	29,088 per 10,000 units	29,188 per 10,000 units	2019/08/29	200,000,000	2017/11/30
68054	UBS AG	HSI R Bear CBBC Mar 2018 H	0.2500	30,950 per 10,000 units	30,850 per 10,000 units	2018/03/28	200,000,000	2017/11/30

Newly listed callable bull/bear contracts (continued)

Code	Issuer	Name of issue	Issue prices (HK\$)	Strike price (HKD)/Strike level per 10 units	Call price (HKD)/Call level per 10 units	Expiry date	No. of issue (units)	Listing date
68055	UBS AG	HSI R Bear CBBC Mar 2018 I	0.2500	31,200 per 10,000 units	31,050 per 10,000 units	2018/03/28	250,000,000	2017/11/30
68053	UBS AG	HSI R Bear CBBC Apr 2018 K	0.2500	30,200 per 10,000 units	30,050 per 10,000 units	2018/04/27	250,000,000	2017/11/30
68064	UBS AG	HSI R Bear CBBC Apr 2018 L	0.2500	31,388 per 10,000 units	31,288 per 10,000 units	2018/04/27	200,000,000	2017/11/30
68065	UBS AG	HSI R Bear CBBC Apr 2018 M	0.2500	31,600 per 10,000 units	31,450 per 10,000 units	2018/04/27	250,000,000	2017/11/30
68609	UBS AG	HSI R Bear CBBC Apr 2018 N	0.2500	29,900 per 10,000 units	29,750 per 10,000 units	2018/04/27	250,000,000	2017/11/30
68632	UBS AG	HSI R Bear CBBC Apr 2018 O	0.2500	30,000 per 10,000 units	29,900 per 10,000 units	2018/04/27	200,000,000	2017/11/30
68066	UBS AG	HSI R Bear CBBC May 2018 D	0.2500	31,888 per 10,000 units	31,788 per 10,000 units	2018/05/30	200,000,000	2017/11/30
68074	UBS AG	HSI R Bear CBBC May 2018 E	0.3700	33,650 per 10,000 units	33,500 per 10,000 units	2018/05/30	250,000,000	2017/11/30
69003	Credit Suisse AG	HSI R Bull CBBC Apr 2019 J	0.2500	29,588 per 10,000 units	29,788 per 10,000 units	2019/04/29	200,000,000	2017/12/01
68961	Credit Suisse AG	HSI R Bear CBBC Apr 2018 I	0.2500	29,900 per 12,000 units	29,750 per 12,000 units	2018/04/27	200,000,000	2017/12/01
68969	Credit Suisse AG	Tencent R Bear CBBC Apr 2018 P	0.2500	433.18 per 100 units	429.98 per 100 units	2018/04/12	50,000,000	2017/12/01
68934	Goldman Sachs Structured Products (Asia) Ltd.	China Mobile R Bull CBBC Oct 2018A	0.2500	76.80 per 100 units	78 per 100 units	2018/10/02	80,000,000	2017/12/01
68951	Goldman Sachs Structured Products (Asia) Ltd.	China Mobile R Bull CBBC Oct 2018B	0.2500	74.80 per 100 units	76 per 100 units	2018/10/03	80,000,000	2017/12/01
68917	Goldman Sachs Structured Products (Asia) Ltd.	HKEX R Bull CBBC Oct 2018 J	0.2500	244 per 100 units	246 per 100 units	2018/10/18	80,000,000	2017/12/01
68930	Goldman Sachs Structured Products (Asia) Ltd.	HSBC R Bull CBBC Sep 2018 M	0.2500	72.50 per 100 units	73.50 per 100 units	2018/09/21	80,000,000	2017/12/01
68765	Goldman Sachs Structured Products (Asia) Ltd.	HSI R Bull CBBC Aug 2019 V	0.2500	29,550 per 10,000 units	29,650 per 10,000 units	2019/08/29	200,000,000	2017/12/01
68767	Goldman Sachs Structured Products (Asia) Ltd.	HSI R Bull CBBC Aug 2019 W	0.2500	29,350 per 10,000 units	29,450 per 10,000 units	2019/08/29	200,000,000	2017/12/01
68884	Goldman Sachs Structured Products (Asia) Ltd.	Tencent R Bull CBBC Apr 2018 B	0.2560	392 per 100 units	394 per 100 units	2018/04/19	80,000,000	2017/12/01
68878	Goldman Sachs Structured Products (Asia) Ltd.	Tencent R Bull CBBC Apr 2018 Z	0.2500	396 per 100 units	398 per 100 units	2018/04/18	80,000,000	2017/12/01
68703	Hongkong and Shanghai Banking Corporation Ltd., The	Galaxy Ent R Bear CBBC Oct 2018 A	0.2500	67.68 per 100 units	66.88 per 100 units	2018/10/22	40,000,000	2017/12/01
68751	Hongkong and Shanghai Banking Corporation Ltd., The	HKEX R Bull CBBC Oct 2018 H	0.2500	242.10 per 100 units	244.48 per 100 units	2018/10/22	50,000,000	2017/12/01
68711	Hongkong and Shanghai Banking Corporation Ltd., The	HKEX R Bear CBBC Jun 2018 D	0.3500	272.26 per 100 units	269.88 per 100 units	2018/06/19	40,000,000	2017/12/01
68692	Hongkong and Shanghai Banking Corporation Ltd., The	HSI R Bull CBBC Aug 2018 N	0.2500	29,048 per 15,000 units	29,198 per 15,000 units	2018/08/30	100,000,000	2017/12/01
68696	Hongkong and Shanghai Banking Corporation Ltd., The	HSI R Bull CBBC Aug 2018 O	0.2500	29,498 per 20,000 units	29,698 per 20,000 units	2018/08/30	150,000,000	2017/12/01
68686	Hongkong and Shanghai Banking Corporation Ltd., The	HSI R Bear CBBC Apr 2018 R	0.2500	30,188 per 20,000 units	29,988 per 20,000 units	2018/04/27	150,000,000	2017/12/01
68758	Hongkong and Shanghai Banking Corporation Ltd., The	Tencent R Bull CBBC Nov 2018 D	0.2500	408.18 per 100 units	410.98 per 100 units	2018/11/05	60,000,000	2017/12/01
68759	Hongkong and Shanghai Banking Corporation Ltd., The	Tencent R Bear CBBC Jul 2018 R	0.2500	423.68 per 100 units	420.88 per 100 units	2018/07/09	50,000,000	2017/12/01
68820	J.P. Morgan Structured Products B.V.	HSI R Bear CBBC Mar 2018 A	0.2500	31,548 per 10,000 units	31,448 per 10,000 units	2018/03/28	200,000,000	2017/12/01
68789	J.P. Morgan Structured Products B.V.	HSI R Bear CBBC Mar 2018 X	0.2500	30,048 per 10,000 units	29,948 per 10,000 units	2018/03/28	200,000,000	2017/12/01
68793	J.P. Morgan Structured Products B.V.	HSI R Bear CBBC Mar 2018 Y	0.2500	30,248 per 10,000 units	30,148 per 10,000 units	2018/03/28	200,000,000	2017/12/01
68810	J.P. Morgan Structured Products B.V.	HSI R Bear CBBC Mar 2018 Z	0.2500	31,450 per 10,000 units	31,300 per 10,000 units	2018/03/28	200,000,000	2017/12/01
68829	J.P. Morgan Structured Products B.V.	HSI R Bear CBBC Apr 2018 U	0.2500	31,950 per 10,000 units	31,800 per 10,000 units	2018/04/27	200,000,000	2017/12/01
68834	J.P. Morgan Structured Products B.V.	Tencent R Bull CBBC Apr 2018 I	0.2500	395.08 per 100 units	397.88 per 100 units	2018/04/20	60,000,000	2017/12/01
68836	J.P. Morgan Structured Products B.V.	Tencent R Bear CBBC Apr 2018 U	0.2500	419.88 per 100 units	416.08 per 100 units	2018/04/20	60,000,000	2017/12/01
68788	Macquarie Bank Ltd.	Tencent R Bear CBBC Jun 2018 P	0.8340	422.88 per 100 units	420.08 per 100 units	2018/06/29	12,000,000	2017/12/01
68672	SGA Societe Generale Acceptance N.V./SG Issuer	HKEX R Bull CBBC Dec 2018 A	0.2500	234.60 per 100 units	236.60 per 100 units	2018/12/12	50,000,000	2017/12/01
68875	SGA Societe Generale Acceptance N.V./SG Issuer	HSI R Bull CBBC Oct 2019 N	0.2500	29,758 per 12,000 units	29,858 per 12,000 units	2019/10/30	200,000,000	2017/12/01
68844	SGA Societe Generale Acceptance N.V./SG Issuer	HSI R Bear CBBC Mar 2018 G	0.2500	29,988 per 10,000 units	29,888 per 10,000 units	2018/03/28	200,000,000	2017/12/01
68853	SGA Societe Generale Acceptance N.V./SG Issuer	HSI R Bear CBBC Jul 2018 N	0.2500	32,700 per 20,000 units	32,600 per 20,000 units	2018/07/30	200,000,000	2017/12/01
68874	SGA Societe Generale Acceptance N.V./SG Issuer	HSI R Bear CBBC Sep 2018 A	0.2500	33,700 per 20,000 units	33,600 per 20,000 units	2018/09/27	200,000,000	2017/12/01
68682	SGA Societe Generale Acceptance N.V./SG Issuer	Tencent R Bull CBBC Sep 2018 M	0.2500	410.40 per 100 units	413.20 per 100 units	2018/09/19	80,000,000	2017/12/01
68785	UBS AG	HSI R Bull CBBC Aug 2019 G	0.2500	29,638 per 10,000 units	29,788 per 10,000 units	2019/08/29	250,000,000	2017/12/01
68776	UBS AG	HSI R Bear CBBC Mar 2018 J	0.2500	30,000 per 10,000 units	29,850 per 10,000 units	2018/03/28	250,000,000	2017/12/01

Newly listed callable bull/bear contracts (continued)

Code	Issuer	Name of issue	Issue prices (HK\$)	Strike price (HKD)/Strike level per 10 units	Call price (HKD)/Call level per 10 units	Expiry date	No. of issue (units)	Listing date
68784	UBS AG	HSI R Bear CBBC Mar 2018 K	0.2500	30,200 per 10,000 units	30,100 per 10,000 units	2018/03/28	200,000,000	2017/12/01
69123	BNP Paribas Issuance B.V.	HSI R Bear CBBC Apr 2018 W	0.2500	29,800 per 10,000 units	29,700 per 10,000 units	2018/04/27	250,000,000	2017/12/04
69093	BNP Paribas Issuance B.V.	Tencent R Bear CBBC Apr 2018 T	0.2500	422.50 per 100 units	420 per 100 units	2018/04/27	50,000,000	2017/12/04
69096	BNP Paribas Issuance B.V.	Tencent R Bear CBBC Apr 2018 U	0.2500	417.50 per 100 units	415 per 100 units	2018/04/27	50,000,000	2017/12/04
69127	Credit Suisse AG	HSI R Bull CBBC Apr 2019 K	0.2500	29,500 per 10,000 units	29,700 per 10,000 units	2019/04/29	200,000,000	2017/12/04
69143	Credit Suisse AG	HSI R Bear CBBC Apr 2018 J	0.2500	30,100 per 12,000 units	29,950 per 12,000 units	2018/04/27	200,000,000	2017/12/04
69130	Credit Suisse AG	Tencent R Bull CBBC Apr 2018 K	0.2500	408.78 per 100 units	411.78 per 100 units	2018/04/12	50,000,000	2017/12/04
69070	The Bank of East Asia, Ltd.	Tencent R Bull CBBC Sep 2018 N	0.2500	412.48 per 100 units	415.28 per 100 units	2018/09/28	40,000,000	2017/12/04
69071	The Bank of East Asia, Ltd.	Tencent R Bull CBBC Sep 2018 O	0.2500	408.28 per 100 units	411.08 per 100 units	2018/09/28	40,000,000	2017/12/04
69052	Goldman Sachs Structured Products (Asia) Ltd.	HSI R Bull CBBC Aug 2019 X	0.2500	29,450 per 10,000 units	29,550 per 10,000 units	2019/08/29	200,000,000	2017/12/04
69056	Goldman Sachs Structured Products (Asia) Ltd.	HSI R Bull CBBC Aug 2019 Y	0.2500	29,250 per 10,000 units	29,350 per 10,000 units	2019/08/29	200,000,000	2017/12/04
69443	Goldman Sachs Structured Products (Asia) Ltd.	HSI R Bear CBBC Mar 2018 C	0.2500	29,787 per 10,000 units	29,687 per 10,000 units	2018/03/28	200,000,000	2017/12/04
69485	Goldman Sachs Structured Products (Asia) Ltd.	Ping An R Bull CBBC Jul 2018 A	0.2500	77.68 per 100 units	78.28 per 100 units	2018/07/31	120,000,000	2017/12/04
69068	Goldman Sachs Structured Products (Asia) Ltd.	Tencent R Bull CBBC Sep 2018 A	0.2500	413.38 per 100 units	415.38 per 100 units	2018/09/27	120,000,000	2017/12/04
69478	Goldman Sachs Structured Products (Asia) Ltd.	Tencent R Bull CBBC Sep 2018 B	0.2500	388 per 100 units	390 per 100 units	2018/09/27	120,000,000	2017/12/04
69456	Goldman Sachs Structured Products (Asia) Ltd.	Tencent R Bear CBBC Apr 2018 Z	0.2640	418 per 100 units	416 per 100 units	2018/04/27	120,000,000	2017/12/04
69042	Hongkong and Shanghai Banking Corporation Ltd., The	Galaxy Ent R Bull CBBC Aug 2018 C	0.2500	56.58 per 100 units	57.38 per 100 units	2018/08/13	80,000,000	2017/12/04
69043	Hongkong and Shanghai Banking Corporation Ltd., The	Great Wall Motor R Bull CBBC Aug 2018 B	0.2500	7.8800	8.4800	2018/08/13	40,000,000	2017/12/04
69025	Hongkong and Shanghai Banking Corporation Ltd., The	HKEX R Bull CBBC Nov 2018 C	0.2500	236.30 per 100 units	238.68 per 100 units	2018/11/19	50,000,000	2017/12/04
69051	Hongkong and Shanghai Banking Corporation Ltd., The	HSCEI R Bear CBBC Apr 2018 E	0.2500	12,088 per 10,000 units	11,988 per 10,000 units	2018/04/27	50,000,000	2017/12/04
69048	Hongkong and Shanghai Banking Corporation Ltd., The	HSI R Bear CBBC Apr 2018 T	0.2500	30,338 per 15,000 units	30,188 per 15,000 units	2018/04/27	100,000,000	2017/12/04
69049	Hongkong and Shanghai Banking Corporation Ltd., The	HSI R Bear CBBC Apr 2018 U	0.2500	29,938 per 15,000 units	29,788 per 15,000 units	2018/04/27	100,000,000	2017/12/04
69010	Hongkong and Shanghai Banking Corporation Ltd., The	Ping An R Bear CBBC Aug 2018 C	0.2500	85.58 per 100 units	84.88 per 100 units	2018/08/06	40,000,000	2017/12/04
69024	Hongkong and Shanghai Banking Corporation Ltd., The	Tencent R Bull CBBC Nov 2018 E	0.2500	411.18 per 100 units	413.98 per 100 units	2018/11/19	60,000,000	2017/12/04
69237	J.P. Morgan Structured Products B.V.	HKEX R Bull CBBC Apr 2018 D	0.2500	233.88 per 100 units	235.88 per 100 units	2018/04/20	40,000,000	2017/12/04
69227	J.P. Morgan Structured Products B.V.	HSI R Bull CBBC Dec 2018 B	0.2500	29,650 per 10,000 units	29,800 per 10,000 units	2018/12/28	200,000,000	2017/12/04
69317	J.P. Morgan Structured Products B.V.	HSI R Bear CBBC Mar 2018 B	0.2500	30,150 per 10,000 units	30,000 per 10,000 units	2018/03/28	200,000,000	2017/12/04
69309	J.P. Morgan Structured Products B.V.	HSI R Bear CBBC Mar 2018 I	0.2500	29,850 per 10,000 units	29,700 per 10,000 units	2018/03/28	200,000,000	2017/12/04
69231	J.P. Morgan Structured Products B.V.	Tencent R Bull CBBC Mar 2018 Y	0.2500	409.88 per 100 units	412.88 per 100 units	2018/03/16	60,000,000	2017/12/04
69256	J.P. Morgan Structured Products B.V.	Tencent R Bear CBBC Apr 2018 V	0.2500	415.88 per 100 units	412.08 per 100 units	2018/04/20	50,000,000	2017/12/04
69075	SGA Societe Generale Acceptance N.V./SG Issuer	BYD Company R Bull CBBC Dec 2018 A	0.2500	60.50 per 100 units	63 per 100 units	2018/12/21	50,000,000	2017/12/04
69080	SGA Societe Generale Acceptance N.V./SG Issuer	HSBC R Bull CBBC Jul 2018 D	0.2500	75.30 per 100 units	76.30 per 100 units	2018/07/10	100,000,000	2017/12/04
69365	SGA Societe Generale Acceptance N.V./SG Issuer	HSI R Bull CBBC Nov 2019 N	0.2500	29,508 per 12,000 units	29,608 per 12,000 units	2019/11/28	200,000,000	2017/12/04
69378	SGA Societe Generale Acceptance N.V./SG Issuer	HSI R Bull CBBC Dec 2019 E	0.2500	29,300 per 20,000 units	29,400 per 20,000 units	2019/12/30	200,000,000	2017/12/04
69318	SGA Societe Generale Acceptance N.V./SG Issuer	HSI R Bear CBBC Apr 2018 W	0.2500	29,788 per 10,000 units	29,688 per 10,000 units	2018/04/27	200,000,000	2017/12/04
69328	SGA Societe Generale Acceptance N.V./SG Issuer	HSI R Bear CBBC Jul 2018 O	0.2500	30,100 per 20,000 units	30,000 per 20,000 units	2018/07/30	200,000,000	2017/12/04
69082	SGA Societe Generale Acceptance N.V./SG Issuer	Ping An R Bull CBBC Nov 2018 B	0.2500	78.90 per 100 units	79.50 per 100 units	2018/11/09	100,000,000	2017/12/04
69427	SGA Societe Generale Acceptance N.V./SG Issuer	Tencent R Bull CBBC Aug 2018 O	0.2500	408.40 per 100 units	411.20 per 100 units	2018/08/02	80,000,000	2017/12/04
69086	SGA Societe Generale Acceptance N.V./SG Issuer	Tencent R Bull CBBC Nov 2018 E	0.3050	387 per 100 units	389.80 per 100 units	2018/11/07	80,000,000	2017/12/04
69004	SGA Societe Generale Acceptance N.V./SG Issuer	Tencent R Bear CBBC May 2018 C	0.2500	432.80 per 100 units	430 per 100 units	2018/05/30	80,000,000	2017/12/04
69193	UBS AG	BYD Company R Bull CBBC Mar 2018 A	0.2500	67.38 per 100 units	69.88 per 100 units	2018/03/19	40,000,000	2017/12/04
69145	UBS AG	HSI R Bull CBBC Sep 2019 C	0.2500	29,716 per 10,000 units	29,866 per 10,000 units	2019/09/27	250,000,000	2017/12/04
69212	UBS AG	HSI R Bear CBBC Mar 2018 A	0.2500	30,100 per 10,000 units	29,950 per 10,000 units	2018/03/28	250,000,000	2017/12/04

Newly listed callable bull/bear contracts (continued)

Code	Issuer	Name of issue	Issue prices (HK\$)	Strike price (HKD)/Strike level per 10 units	Call price (HKD)/Call level per 10 units	Expiry date	No. of issue (units)	Listing date
69208	UBS AG	HSI R Bear CBBC Mar 2018 R	0.2500	29,837 per 10,000 units	29,687 per 10,000 units	2018/03/28	250,000,000	2017/12/04
69198	UBS AG	ICBC R Bull CBBC Nov 2018 A	0.2500	5.5600	5.6600	2018/11/12	100,000,000	2017/12/04
69181	UBS AG	Tencent R Bull CBBC Jun 2018 F	0.2500	393.88 per 100 units	396.88 per 100 units	2018/06/11	40,000,000	2017/12/04
69499	BNP Paribas Issuance B.V.	HSI R Bull CBBC Sep 2019 A	0.2500	29,500 per 10,000 units	29,600 per 10,000 units	2019/09/27	250,000,000	2017/12/05
69506	BNP Paribas Issuance B.V.	HSI R Bull CBBC Sep 2019 B	0.2500	29,400 per 10,000 units	29,500 per 10,000 units	2019/09/27	250,000,000	2017/12/05
69773	BNP Paribas Issuance B.V.	HSI R Bull CBBC Sep 2019 C	0.2500	29,300 per 10,000 units	29,400 per 10,000 units	2019/09/27	250,000,000	2017/12/05
69759	BNP Paribas Issuance B.V.	HSI R Bear CBBC Apr 2018 X	0.2500	29,600 per 10,000 units	29,500 per 10,000 units	2018/04/27	250,000,000	2017/12/05
69771	BNP Paribas Issuance B.V.	HSI R Bear CBBC Apr 2018 Y	0.2500	29,700 per 10,000 units	29,600 per 10,000 units	2018/04/27	250,000,000	2017/12/05
69649	BNP Paribas Issuance B.V.	Ping An R Bull CBBC Aug 2018 T	0.2500	79.40 per 100 units	80 per 100 units	2018/08/30	200,000,000	2017/12/05
69645	BNP Paribas Issuance B.V.	Tencent R Bull CBBC Sep 2018 V	0.2500	407.50 per 100 units	410 per 100 units	2018/09/27	50,000,000	2017/12/05
69898	BNP Paribas Issuance B.V.	Tencent R Bull CBBC Sep 2018 W	0.2500	402.50 per 100 units	405 per 100 units	2018/09/27	50,000,000	2017/12/05
69897	BNP Paribas Issuance B.V.	Tencent R Bear CBBC Apr 2018 C	0.2500	417.50 per 100 units	415 per 100 units	2018/04/27	50,000,000	2017/12/05
69886	BNP Paribas Issuance B.V.	Tencent R Bear CBBC Apr 2018 X	0.2500	422.50 per 100 units	420 per 100 units	2018/04/27	50,000,000	2017/12/05
69996	Credit Suisse AG	HSI R Bull CBBC Dec 2018 L	0.2500	29,500 per 12,000 units	29,650 per 12,000 units	2018/12/28	200,000,000	2017/12/05
60000	Credit Suisse AG	HSI R Bull CBBC Mar 2019 A	0.2500	29,300 per 10,000 units	29,500 per 10,000 units	2019/03/28	200,000,000	2017/12/05
60011	Credit Suisse AG	HSI R Bear CBBC Mar 2018 J	0.2500	30,300 per 10,000 units	30,100 per 10,000 units	2018/03/28	200,000,000	2017/12/05
60003	Credit Suisse AG	HSI R Bear CBBC Apr 2018 K	0.2500	29,571 per 12,000 units	29,421 per 12,000 units	2018/04/27	200,000,000	2017/12/05
60004	Credit Suisse AG	HSI R Bear CBBC Apr 2018 L	0.2500	29,728 per 12,000 units	29,578 per 12,000 units	2018/04/27	200,000,000	2017/12/05
60015	Credit Suisse AG	ICBC R Bull CBBC Sep 2018 Q	0.2500	5.9900	6.0900	2018/09/07	70,000,000	2017/12/05
60021	Credit Suisse AG	Ping An R Bull CBBC Oct 2018 T	0.2500	80.78 per 100 units	81.38 per 100 units	2018/10/24	100,000,000	2017/12/05
60013	Credit Suisse AG	Tencent R Bull CBBC Apr 2018 L	0.2500	400.78 per 100 units	403.78 per 100 units	2018/04/11	50,000,000	2017/12/05
60014	Credit Suisse AG	Tencent R Bull CBBC Apr 2018 M	0.2500	416.18 per 100 units	419.18 per 100 units	2018/04/18	50,000,000	2017/12/05
69967	The Bank of East Asia, Ltd.	HKEX R Bull CBBC Aug 2018 D	0.2500	232.58 per 100 units	234.58 per 100 units	2018/08/02	40,000,000	2017/12/05
69669	The Bank of East Asia, Ltd.	Ping An R Bull CBBC Aug 2018 M	0.6500	80.4800	81.2800	2018/08/02	16,000,000	2017/12/05
69952	The Bank of East Asia, Ltd.	Ping An R Bull CBBC Aug 2018 N	0.6500	78.4800	79.2800	2018/08/02	16,000,000	2017/12/05
69670	The Bank of East Asia, Ltd.	Tencent R Bull CBBC Aug 2018 N	0.2500	404.48 per 100 units	407.28 per 100 units	2018/08/02	40,000,000	2017/12/05
69955	The Bank of East Asia, Ltd.	Tencent R Bull CBBC Aug 2018 O	0.2500	401.28 per 100 units	404.08 per 100 units	2018/08/02	40,000,000	2017/12/05
60243	Goldman Sachs Structured Products (Asia) Ltd.	HKEX R Bull CBBC Oct 2018 K	0.2500	238.78 per 100 units	240.78 per 100 units	2018/10/15	120,000,000	2017/12/05
60256	Goldman Sachs Structured Products (Asia) Ltd.	HKEX R Bull CBBC Oct 2018 L	0.2500	236 per 100 units	238 per 100 units	2018/10/15	120,000,000	2017/12/05
60257	Goldman Sachs Structured Products (Asia) Ltd.	HSCEI R Bull CBBC Aug 2019 A	0.2500	11,500 per 10,000 units	11,600 per 10,000 units	2019/08/29	200,000,000	2017/12/05
69687	Goldman Sachs Structured Products (Asia) Ltd.	HSI R Bull CBBC Sep 2019 R	0.2500	29,400 per 10,000 units	29,500 per 10,000 units	2019/09/27	200,000,000	2017/12/05
69985	Goldman Sachs Structured Products (Asia) Ltd.	HSI R Bear CBBC Mar 2018 S	0.2510	29,521 per 10,000 units	29,421 per 10,000 units	2018/03/28	200,000,000	2017/12/05
69991	Goldman Sachs Structured Products (Asia) Ltd.	HSI R Bear CBBC Mar 2018 T	0.2510	29,700 per 10,000 units	29,600 per 10,000 units	2018/03/28	200,000,000	2017/12/05
69757	Goldman Sachs Structured Products (Asia) Ltd.	Ping An R Bull CBBC Oct 2018 S	0.2500	79.40 per 100 units	80 per 100 units	2018/10/22	120,000,000	2017/12/05
60235	Goldman Sachs Structured Products (Asia) Ltd.	Ping An R Bull CBBC Oct 2018 T	0.2510	80.90 per 100 units	81.50 per 100 units	2018/10/24	120,000,000	2017/12/05
60236	Goldman Sachs Structured Products (Asia) Ltd.	Ping An R Bull CBBC Oct 2018 U	0.2500	75.78 per 100 units	76.38 per 100 units	2018/10/24	120,000,000	2017/12/05
69756	Goldman Sachs Structured Products (Asia) Ltd.	Tencent R Bull CBBC Sep 2018 C	0.2500	408 per 100 units	410 per 100 units	2018/09/27	120,000,000	2017/12/05
60227	Goldman Sachs Structured Products (Asia) Ltd.	Tencent R Bull CBBC Sep 2018 D	0.2500	417.18 per 100 units	419.18 per 100 units	2018/09/27	120,000,000	2017/12/05
60232	Goldman Sachs Structured Products (Asia) Ltd.	Tencent R Bull CBBC Sep 2018 E	0.2500	402 per 100 units	404 per 100 units	2018/09/27	120,000,000	2017/12/05
69810	Hongkong and Shanghai Banking Corporation Ltd., The	BYD Company R Bull CBBC Sep 2018 A	0.2500	53.18 per 100 units	55.68 per 100 units	2018/09/03	50,000,000	2017/12/05
69817	Hongkong and Shanghai Banking Corporation Ltd., The	Country Garden R Bull CBBC Nov 2018 A	0.2500	10.6800	11.0800	2018/11/05	40,000,000	2017/12/05
69805	Hongkong and Shanghai Banking Corporation Ltd., The	CPIC R Bull CBBC Sep 2018 A	0.2500	34.48 per 100 units	35.28 per 100 units	2018/09/03	80,000,000	2017/12/05
69806	Hongkong and Shanghai Banking Corporation Ltd., The	CPIC R Bull CBBC Nov 2018 A	0.2500	30.48 per 100 units	31.28 per 100 units	2018/11/19	80,000,000	2017/12/05

Newly listed callable bull/bear contracts (continued)

Code	Issuer	Name of issue	Issue prices (HK\$)	Strike price (HKD)/Strike level per 10 units	Call price (HKD)/Call level per 10 units	Expiry date	No. of issue (units)	Listing date
69884	Hongkong and Shanghai Banking Corporation Ltd., The	HKEX R Bull CBBC Nov 2018 D	0.2500	230.30 per 100 units	232.68 per 100 units	2018/11/19	50,000,000	2017/12/05
60040	Hongkong and Shanghai Banking Corporation Ltd., The	HKEX R Bull CBBC Nov 2018 E	0.2500	233.30 per 100 units	235.68 per 100 units	2018/11/12	50,000,000	2017/12/05
69885	Hongkong and Shanghai Banking Corporation Ltd., The	HKEX R Bear CBBC Sep 2018 C	0.2500	247.26 per 100 units	244.88 per 100 units	2018/09/17	40,000,000	2017/12/05
69844	Hongkong and Shanghai Banking Corporation Ltd., The	HSCEI R Bear CBBC Apr 2018 F	0.2500	11,888 per 10,000 units	11,788 per 10,000 units	2018/04/27	50,000,000	2017/12/05
60039	Hongkong and Shanghai Banking Corporation Ltd., The	HSI R Bull CBBC Aug 2018 P	0.2500	29,448 per 15,000 units	29,598 per 15,000 units	2018/08/30	100,000,000	2017/12/05
69827	Hongkong and Shanghai Banking Corporation Ltd., The	HSI R Bear CBBC Apr 2018 V	0.2500	29,638 per 15,000 units	29,488 per 15,000 units	2018/04/27	100,000,000	2017/12/05
69828	Hongkong and Shanghai Banking Corporation Ltd., The	HSI R Bear CBBC Apr 2018 Y	0.2500	29,888 per 20,000 units	29,688 per 20,000 units	2018/04/27	150,000,000	2017/12/05
60034	Hongkong and Shanghai Banking Corporation Ltd., The	Tencent R Bull CBBC Aug 2018 A	0.2500	416.38 per 100 units	419.18 per 100 units	2018/08/13	60,000,000	2017/12/05
60042	Hongkong and Shanghai Banking Corporation Ltd., The	Tencent R Bull CBBC Oct 2018 H	0.2500	404.88 per 100 units	407.68 per 100 units	2018/10/29	60,000,000	2017/12/05
69866	Hongkong and Shanghai Banking Corporation Ltd., The	Tencent R Bull CBBC Nov 2018 F	0.2500	391.78 per 100 units	394.58 per 100 units	2018/11/19	60,000,000	2017/12/05
60219	J.P. Morgan Structured Products B.V.	CM Bank R Bull CBBC Oct 2018 B	0.2500	29.88 per 100 units	30.28 per 100 units	2018/10/19	150,000,000	2017/12/05
60141	J.P. Morgan Structured Products B.V.	HSI R Bull CBBC Sep 2019 B	0.2500	29,458 per 10,000 units	29,558 per 10,000 units	2019/09/27	200,000,000	2017/12/05
60148	J.P. Morgan Structured Products B.V.	HSI R Bear CBBC Mar 2018 D	0.2500	29,521 per 10,000 units	29,421 per 10,000 units	2018/03/28	200,000,000	2017/12/05
60172	J.P. Morgan Structured Products B.V.	HSI R Bear CBBC Mar 2018 F	0.2500	29,650 per 10,000 units	29,500 per 10,000 units	2018/03/28	200,000,000	2017/12/05
60174	J.P. Morgan Structured Products B.V.	HSI R Bear CBBC Mar 2018 J	0.2500	29,748 per 10,000 units	29,648 per 10,000 units	2018/03/28	200,000,000	2017/12/05
60215	J.P. Morgan Structured Products B.V.	Ping An R Bull CBBC May 2018 H	0.2500	79.28 per 100 units	79.88 per 100 units	2018/05/18	100,000,000	2017/12/05
60190	J.P. Morgan Structured Products B.V.	Tencent R Bull CBBC Mar 2018 F	0.2500	412.88 per 100 units	415.88 per 100 units	2018/03/16	60,000,000	2017/12/05
60192	J.P. Morgan Structured Products B.V.	Tencent R Bull CBBC Mar 2018 J	0.2500	415.88 per 100 units	418.88 per 100 units	2018/03/16	60,000,000	2017/12/05
60143	J.P. Morgan Structured Products B.V.	Tencent R Bull CBBC Mar 2018 Z	0.2500	403.88 per 100 units	406.88 per 100 units	2018/03/16	60,000,000	2017/12/05
60184	J.P. Morgan Structured Products B.V.	Tencent R Bull CBBC Apr 2018 J	0.2500	403.88 per 100 units	406.88 per 100 units	2018/04/20	60,000,000	2017/12/05
60194	J.P. Morgan Structured Products B.V.	Tencent R Bear CBBC Mar 2018 U	0.2500	428.88 per 100 units	425.08 per 100 units	2018/03/16	50,000,000	2017/12/05
60204	J.P. Morgan Structured Products B.V.	Tencent R Bear CBBC Mar 2018 V	0.2500	440.88 per 100 units	437.08 per 100 units	2018/03/16	50,000,000	2017/12/05
69517	SGA Societe Generale Acceptance N.V./SG Issuer	HKEX R Bull CBBC Nov 2018 C	0.2500	228.20 per 100 units	230.20 per 100 units	2018/11/29	50,000,000	2017/12/05
60116	SGA Societe Generale Acceptance N.V./SG Issuer	HSI R Bull CBBC Nov 2019 O	0.2500	29,258 per 12,000 units	29,358 per 12,000 units	2019/11/28	200,000,000	2017/12/05
60125	SGA Societe Generale Acceptance N.V./SG Issuer	HSI R Bull CBBC Nov 2019 P	0.2500	29,458 per 10,000 units	29,558 per 10,000 units	2019/11/28	200,000,000	2017/12/05
69566	SGA Societe Generale Acceptance N.V./SG Issuer	Ping An R Bull CBBC Jun 2018 E	0.2500	79.70 per 100 units	80.30 per 100 units	2018/06/14	100,000,000	2017/12/05
69938	SGA Societe Generale Acceptance N.V./SG Issuer	Ping An R Bull CBBC Aug 2018 G	0.2500	78.20 per 100 units	78.80 per 100 units	2018/08/30	100,000,000	2017/12/05
60130	SGA Societe Generale Acceptance N.V./SG Issuer	Tencent R Bull CBBC May 2018 C	0.2500	416.20 per 100 units	419 per 100 units	2018/05/08	80,000,000	2017/12/05
69951	SGA Societe Generale Acceptance N.V./SG Issuer	Tencent R Bull CBBC Jul 2018 Q	0.2500	400.40 per 100 units	403.20 per 100 units	2018/07/04	80,000,000	2017/12/05
69639	SGA Societe Generale Acceptance N.V./SG Issuer	Tencent R Bull CBBC Sep 2018 N	0.2500	403.20 per 100 units	406 per 100 units	2018/09/14	80,000,000	2017/12/05
60049	UBS AG	HSI R Bull CBBC Dec 2018 Q	0.2500	29,400 per 10,000 units	29,550 per 10,000 units	2018/12/28	250,000,000	2017/12/05
60068	UBS AG	HSI R Bull CBBC Dec 2018 R	0.2500	29,300 per 10,000 units	29,400 per 10,000 units	2018/12/28	200,000,000	2017/12/05
60044	UBS AG	HSI R Bull CBBC Sep 2019 D	0.2500	29,586 per 10,000 units	29,686 per 10,000 units	2019/09/27	200,000,000	2017/12/05
60051	UBS AG	HSI R Bear CBBC Mar 2018 B	0.2500	29,521 per 10,000 units	29,421 per 10,000 units	2018/03/28	200,000,000	2017/12/05
60061	UBS AG	HSI R Bear CBBC Mar 2018 L	0.2500	29,800 per 10,000 units	29,700 per 10,000 units	2018/03/28	200,000,000	2017/12/05
60054	UBS AG	HSI R Bear CBBC Apr 2018 Q	0.2500	29,650 per 10,000 units	29,550 per 10,000 units	2018/04/27	200,000,000	2017/12/05
60088	UBS AG	Ping An R Bull CBBC Apr 2018 D	0.2500	80.38 per 100 units	80.98 per 100 units	2018/04/09	50,000,000	2017/12/05
60105	UBS AG	Ping An R Bull CBBC Apr 2018 E	0.2500	77.28 per 100 units	77.88 per 100 units	2018/04/23	50,000,000	2017/12/05
60069	UBS AG	Tencent R Bull CBBC Mar 2018 X	0.2500	416.18 per 100 units	419.18 per 100 units	2018/03/22	40,000,000	2017/12/05
60080	UBS AG	Tencent R Bull CBBC Apr 2018 O	0.2500	405.88 per 100 units	408.88 per 100 units	2018/04/11	40,000,000	2017/12/05
60343	BNP Paribas Issuance B.V.	HSI R Bear CBBC Apr 2018 Z	0.2500	29,900 per 10,000 units	29,800 per 10,000 units	2018/04/27	250,000,000	2017/12/06
60515	Credit Suisse AG	HKEX R Bull CBBC Jun 2018 Y	0.2500	234.58 per 100 units	236.58 per 100 units	2018/06/13	50,000,000	2017/12/06
60519	Credit Suisse AG	HSBC R Bull CBBC Sep 2018 F	0.2500	76.78 per 100 units	77.78 per 100 units	2018/09/14	100,000,000	2017/12/06

Newly listed callable bull/bear contracts (continued)

Code	Issuer	Name of issue	Issue prices (HK\$)	Strike price (HKD)/Strike level per 10 units	Call price (HKD)/Call level per 10 units	Expiry date	No. of issue (units)	Listing date
60493	Credit Suisse AG	HSI R Bull CBBC Nov 2018 R	0.2500	29,200 per 12,000 units	29,350 per 12,000 units	2018/11/29	200,000,000	2017/12/06
60507	Credit Suisse AG	HSI R Bear CBBC Mar 2018 K	0.2500	29,808 per 10,000 units	29,608 per 10,000 units	2018/03/28	200,000,000	2017/12/06
60514	Credit Suisse AG	HSI R Bear CBBC Mar 2018 L	0.2500	30,000 per 10,000 units	29,800 per 10,000 units	2018/03/28	200,000,000	2017/12/06
60503	Credit Suisse AG	Tencent R Bull CBBC Apr 2018 N	0.2500	412.38 per 100 units	415.38 per 100 units	2018/04/19	50,000,000	2017/12/06
60433	The Bank of East Asia, Ltd.	HKEX R Bull CBBC Oct 2018 A	0.2500	236.08 per 100 units	238.08 per 100 units	2018/10/02	40,000,000	2017/12/06
60442	The Bank of East Asia, Ltd.	HKEX R Bull CBBC Oct 2018 B	0.2500	239.78 per 100 units	241.78 per 100 units	2018/10/02	40,000,000	2017/12/06
60430	The Bank of East Asia, Ltd.	Tencent R Bull CBBC Oct 2018 A	0.2500	416.39 per 100 units	419.19 per 100 units	2018/10/02	40,000,000	2017/12/06
60619	Goldman Sachs Structured Products (Asia) Ltd.	HSBC R Bull CBBC Sep 2018 N	0.2500	76.95 per 100 units	77.95 per 100 units	2018/09/14	120,000,000	2017/12/06
60374	Goldman Sachs Structured Products (Asia) Ltd.	HSI R Bull CBBC Aug 2019 Z	0.2500	29,500 per 10,000 units	29,600 per 10,000 units	2019/08/29	200,000,000	2017/12/06
60523	Goldman Sachs Structured Products (Asia) Ltd.	HSI R Bear CBBC Mar 2018 U	0.2500	29,900 per 10,000 units	29,800 per 10,000 units	2018/03/28	200,000,000	2017/12/06
60520	Goldman Sachs Structured Products (Asia) Ltd.	HSI R Bear CBBC Apr 2018 S	0.2500	29,800 per 10,000 units	29,700 per 10,000 units	2018/04/27	200,000,000	2017/12/06
60407	Goldman Sachs Structured Products (Asia) Ltd.	Ping An R Bull CBBC Oct 2018 V	0.2510	80.20 per 100 units	80.80 per 100 units	2018/10/24	120,000,000	2017/12/06
60395	Goldman Sachs Structured Products (Asia) Ltd.	Tencent R Bull CBBC Apr 2018 C	0.2500	416 per 100 units	418 per 100 units	2018/04/16	120,000,000	2017/12/06
60622	Goldman Sachs Structured Products (Asia) Ltd.	Tencent R Bull CBBC Sep 2018 F	0.2500	406 per 100 units	408 per 100 units	2018/09/18	120,000,000	2017/12/06
60420	Hongkong and Shanghai Banking Corporation Ltd., The	CPIC R Bull CBBC Sep 2018 B	0.2500	36.48 per 100 units	37.28 per 100 units	2018/09/10	80,000,000	2017/12/06
60415	Hongkong and Shanghai Banking Corporation Ltd., The	Geely Auto R Bull CBBC Sep 2018 I	0.2500	26.5800	27.1800	2018/09/03	40,000,000	2017/12/06
60409	Hongkong and Shanghai Banking Corporation Ltd., The	HKEX R Bull CBBC Oct 2018 I	0.2500	239.40 per 100 units	241.78 per 100 units	2018/10/08	50,000,000	2017/12/06
60423	Hongkong and Shanghai Banking Corporation Ltd., The	HSI R Bull CBBC Aug 2018 Q	0.2500	28,748 per 15,000 units	28,898 per 15,000 units	2018/08/30	100,000,000	2017/12/06
60424	Hongkong and Shanghai Banking Corporation Ltd., The	HSI R Bear CBBC Apr 2018 C	0.2500	29,738 per 15,000 units	29,588 per 15,000 units	2018/04/27	100,000,000	2017/12/06
60411	Hongkong and Shanghai Banking Corporation Ltd., The	Ping An R Bull CBBC Jun 2018 D	0.2500	79.18 per 100 units	79.88 per 100 units	2018/06/11	80,000,000	2017/12/06
60408	Hongkong and Shanghai Banking Corporation Ltd., The	Tencent R Bull CBBC Aug 2018 B	0.2500	401.18 per 100 units	403.98 per 100 units	2018/08/20	60,000,000	2017/12/06
60295	Haitong International Securities Co. Ltd.	COVS R Bull CBBC Aug 2018 A	0.2500	22.7800	23.3800	2018/08/06	40,000,000	2017/12/06
60311	Haitong International Securities Co. Ltd.	COVS R Bull CBBC Aug 2018 B	0.3070	21.7800	22.3800	2018/08/08	40,000,000	2017/12/06
60312	Haitong International Securities Co. Ltd.	CUmi R Bull CBBC Aug 2018 A	0.2500	10.6000	10.8000	2018/08/08	60,000,000	2017/12/06
60291	Haitong International Securities Co. Ltd.	Evergrande R Bull CBBC Aug 2018 F	0.2930	24.3800	25.3800	2018/08/03	35,000,000	2017/12/06
60331	Haitong International Securities Co. Ltd.	Geely Auto R Bull CBBC Aug 2018 A	0.3230	25.3000	25.8000	2018/08/10	40,000,000	2017/12/06
60315	Haitong International Securities Co. Ltd.	Great Wall Motor R Bull CBBC Aug 2018 A	0.2500	8.5800	8.8800	2018/08/09	60,000,000	2017/12/06
60325	Haitong International Securities Co. Ltd.	Great Wall Motor R Bull CBBC Aug 2018 B	0.2500	8.0000	8.2800	2018/08/10	60,000,000	2017/12/06
60283	Haitong International Securities Co. Ltd.	Tencent R Bull CBBC Aug 2018 F	0.2500	405 per 100 units	408 per 100 units	2018/08/03	40,000,000	2017/12/06
60341	Haitong International Securities Co. Ltd.	Tencent R Bull CBBC Aug 2018 G	0.2500	415 per 100 units	418 per 100 units	2018/08/03	40,000,000	2017/12/06
60609	J.P. Morgan Structured Products B.V.	HKEX R Bull CBBC Apr 2018 E	0.2500	236.88 per 100 units	238.88 per 100 units	2018/04/20	40,000,000	2017/12/06
60551	J.P. Morgan Structured Products B.V.	HSI R Bull CBBC Mar 2019 A	0.2500	29,450 per 10,000 units	29,600 per 10,000 units	2019/03/28	200,000,000	2017/12/06
60561	J.P. Morgan Structured Products B.V.	HSI R Bull CBBC Apr 2019 B	0.2500	29,250 per 10,000 units	29,400 per 10,000 units	2019/04/29	200,000,000	2017/12/06
60562	J.P. Morgan Structured Products B.V.	HSI R Bear CBBC Mar 2018 K	0.2500	29,750 per 10,000 units	29,600 per 10,000 units	2018/03/28	200,000,000	2017/12/06
60569	J.P. Morgan Structured Products B.V.	HSI R Bear CBBC Apr 2018 V	0.2500	29,950 per 10,000 units	29,800 per 10,000 units	2018/04/27	200,000,000	2017/12/06
60577	J.P. Morgan Structured Products B.V.	Tencent R Bear CBBC Apr 2018 W	0.2500	422.88 per 100 units	419.08 per 100 units	2018/04/20	50,000,000	2017/12/06
60588	J.P. Morgan Structured Products B.V.	Tencent R Bear CBBC Apr 2018 X	0.2500	434.88 per 100 units	431.08 per 100 units	2018/04/20	50,000,000	2017/12/06
60377	Macquarie Bank Ltd.	Tencent R Bull CBBC Jun 2018 K	0.7640	415.88 per 100 units	418.88 per 100 units	2018/06/29	13,100,000	2017/12/06
60385	Macquarie Bank Ltd.	Tencent R Bull CBBC Jun 2018 L	0.8420	406.88 per 100 units	409.88 per 100 units	2018/06/29	12,000,000	2017/12/06
60546	SGA Societe Generale Acceptance N.V./SG Issuer	HSI R Bull CBBC Nov 2019 Q	0.2500	29,408 per 12,000 units	29,508 per 12,000 units	2019/11/28	200,000,000	2017/12/06
60533	SGA Societe Generale Acceptance N.V./SG Issuer	HSI R Bear CBBC Mar 2018 T	0.2500	29,738 per 12,000 units	29,638 per 12,000 units	2018/03/28	200,000,000	2017/12/06
60356	SGA Societe Generale Acceptance N.V./SG Issuer	Ping An R Bull CBBC Oct 2018 I	0.2500	80.70 per 100 units	81.30 per 100 units	2018/10/30	100,000,000	2017/12/06
60359	SGA Societe Generale Acceptance N.V./SG Issuer	Tencent R Bull CBBC Aug 2018 P	0.2500	412.40 per 100 units	415.20 per 100 units	2018/08/06	80,000,000	2017/12/06

Newly listed callable bull/bear contracts (continued)

Code	Issuer	Name of issue	Issue prices (HK\$)	Strike price (HKD)/Strike level per 10 units	Call price (HKD)/Call level per 10 units	Expiry date	No. of issue (units)	Listing date
60445	UBS AG	HSI R Bull CBBC Dec 2018 U	0.2500	29,500 per 10,000 units	29,600 per 10,000 units	2018/12/28	200,000,000	2017/12/06
60485	UBS AG	HSI R Bear CBBC Mar 2018 N	0.2500	29,725 per 10,000 units	29,575 per 10,000 units	2018/03/28	250,000,000	2017/12/06
60473	UBS AG	HSI R Bear CBBC Apr 2018 R	0.2500	29,950 per 10,000 units	29,800 per 10,000 units	2018/04/27	250,000,000	2017/12/06
60448	UBS AG	Tencent R Bull CBBC Apr 2018 P	0.2500	410.88 per 100 units	413.88 per 100 units	2018/04/09	40,000,000	2017/12/06
60468	UBS AG	Tencent R Bull CBBC Apr 2018 Q	0.2500	400.98 per 100 units	403.98 per 100 units	2018/04/18	40,000,000	2017/12/06
60635	BNP Paribas Issuance B.V.	CSOP A50 ETF R Bull CBBC Jun 18H	0.2500	15.3000	15.5000	2018/06/28	60,000,000	2017/12/07
60629	BNP Paribas Issuance B.V.	HKEX R Bear CBBC Mar 2018 D	0.2500	252 per 100 units	250 per 100 units	2018/03/28	50,000,000	2017/12/07
60632	BNP Paribas Issuance B.V.	HSBC R Bull CBBC Aug 2018 J	0.2500	75 per 100 units	76 per 100 units	2018/08/30	150,000,000	2017/12/07
60625	BNP Paribas Issuance B.V.	HSCEI R Bull CBBC Aug 2018 H	0.2500	11,500 per 10,000 units	11,600 per 10,000 units	2018/08/30	100,000,000	2017/12/07
60626	BNP Paribas Issuance B.V.	HSCEI R Bear CBBC Mar 2018 H	0.2500	12,100 per 10,000 units	12,000 per 10,000 units	2018/03/28	100,000,000	2017/12/07
60627	BNP Paribas Issuance B.V.	HSCEI R Bear CBBC Mar 2018 I	0.2500	11,900 per 10,000 units	11,800 per 10,000 units	2018/03/28	100,000,000	2017/12/07
60672	BNP Paribas Issuance B.V.	HSI R Bull CBBC Sep 2019 D	0.2500	29,200 per 10,000 units	29,300 per 10,000 units	2019/09/27	250,000,000	2017/12/07
60681	BNP Paribas Issuance B.V.	HSI R Bull CBBC Sep 2019 E	0.2500	29,100 per 10,000 units	29,200 per 10,000 units	2019/09/27	250,000,000	2017/12/07
60764	BNP Paribas Issuance B.V.	HSI R Bear CBBC Apr 2018 A	0.2500	29,400 per 10,000 units	29,300 per 10,000 units	2018/04/27	250,000,000	2017/12/07
60765	BNP Paribas Issuance B.V.	HSI R Bear CBBC Apr 2018 C	0.2500	29,500 per 10,000 units	29,400 per 10,000 units	2018/04/27	250,000,000	2017/12/07
61208	BNP Paribas Issuance B.V.	HSI R Bear CBBC Apr 2018 D	0.2500	29,300 per 10,000 units	29,200 per 10,000 units	2018/04/27	250,000,000	2017/12/07
60630	BNP Paribas Issuance B.V.	Ping An R Bear CBBC Mar 2018 C	0.2500	83.10 per 100 units	82.50 per 100 units	2018/03/28	200,000,000	2017/12/07
60942	Credit Suisse AG	CPIC R Bull CBBC Sep 2018 A	0.2500	33.28 per 100 units	34.08 per 100 units	2018/09/21	50,000,000	2017/12/07
60919	Credit Suisse AG	HKEX R Bear CBBC Mar 2018 L	0.2500	250.68 per 100 units	248.68 per 100 units	2018/03/23	50,000,000	2017/12/07
60943	Credit Suisse AG	HSCEI R Bear CBBC Apr 2018 F	0.2500	11,938 per 10,000 units	11,838 per 10,000 units	2018/04/27	100,000,000	2017/12/07
60902	Credit Suisse AG	HSI R Bull CBBC Nov 2018 S	0.2500	29,300 per 12,000 units	29,450 per 12,000 units	2018/11/29	200,000,000	2017/12/07
60938	Credit Suisse AG	HSI R Bull CBBC Nov 2018 T	0.2500	29,000 per 12,000 units	29,150 per 12,000 units	2018/11/29	200,000,000	2017/12/07
60899	Credit Suisse AG	HSI R Bull CBBC Mar 2019 B	0.2500	29,400 per 10,000 units	29,600 per 10,000 units	2019/03/28	200,000,000	2017/12/07
60908	Credit Suisse AG	HSI R Bull CBBC Mar 2019 C	0.2500	29,100 per 10,000 units	29,300 per 10,000 units	2019/03/28	200,000,000	2017/12/07
60966	Credit Suisse AG	HSI R Bear CBBC Mar 2018 M	0.2500	29,700 per 10,000 units	29,500 per 10,000 units	2018/03/28	200,000,000	2017/12/07
60954	Credit Suisse AG	HSI R Bear CBBC Apr 2018 M	0.2500	29,328 per 12,000 units	29,178 per 12,000 units	2018/04/27	200,000,000	2017/12/07
60959	Credit Suisse AG	HSI R Bear CBBC Apr 2018 N	0.2500	29,500 per 12,000 units	29,350 per 12,000 units	2018/04/27	200,000,000	2017/12/07
60968	Credit Suisse AG	HSI R Bear CBBC Apr 2018 O	0.2500	29,800 per 12,000 units	29,650 per 12,000 units	2018/04/27	200,000,000	2017/12/07
60898	Credit Suisse AG	Ping An R Bull CBBC Jun 2018 D	0.2500	77.48 per 100 units	78.08 per 100 units	2018/06/08	100,000,000	2017/12/07
60944	Credit Suisse AG	Ping An R Bear CBBC May 2018 G	0.2500	82.68 per 100 units	82.08 per 100 units	2018/05/31	50,000,000	2017/12/07
60893	Credit Suisse AG	Tencent R Bull CBBC Apr 2018 O	0.2500	404.78 per 100 units	407.78 per 100 units	2018/04/25	50,000,000	2017/12/07
60953	Credit Suisse AG	Tencent R Bear CBBC Apr 2018 Q	0.2700	417.58 per 100 units	414.38 per 100 units	2018/04/26	50,000,000	2017/12/07
60703	Goldman Sachs Structured Products (Asia) Ltd.	China Life R Bull CBBC Aug 2018 A	0.2500	25.6000	26.0000	2018/08/08	120,000,000	2017/12/07
61251	Goldman Sachs Structured Products (Asia) Ltd.	HSCEI R Bear CBBC Oct 2019 A	0.2500	11,900 per 10,000 units	11,800 per 10,000 units	2019/10/30	120,000,000	2017/12/07
60705	Goldman Sachs Structured Products (Asia) Ltd.	HSI R Bull CBBC Aug 2019 A	0.2500	29,300 per 10,000 units	29,400 per 10,000 units	2019/08/29	200,000,000	2017/12/07
60710	Goldman Sachs Structured Products (Asia) Ltd.	HSI R Bull CBBC Aug 2019 B	0.2500	29,150 per 10,000 units	29,250 per 10,000 units	2019/08/29	200,000,000	2017/12/07
60712	Goldman Sachs Structured Products (Asia) Ltd.	HSI R Bull CBBC Aug 2019 C	0.2500	29,523 per 10,000 units	29,623 per 10,000 units	2019/08/29	200,000,000	2017/12/07
61223	Goldman Sachs Structured Products (Asia) Ltd.	HSI R Bear CBBC Mar 2018 B	0.2500	29,650 per 12,000 units	29,500 per 12,000 units	2018/03/28	200,000,000	2017/12/07
61213	Goldman Sachs Structured Products (Asia) Ltd.	HSI R Bear CBBC Mar 2018 V	0.2500	29,278 per 10,000 units	29,178 per 10,000 units	2018/03/28	200,000,000	2017/12/07
61221	Goldman Sachs Structured Products (Asia) Ltd.	HSI R Bear CBBC Mar 2018 X	0.2500	29,400 per 10,000 units	29,300 per 10,000 units	2018/03/28	200,000,000	2017/12/07
60701	Goldman Sachs Structured Products (Asia) Ltd.	Ping An R Bull CBBC Oct 2018 W	0.2510	78.40 per 100 units	79 per 100 units	2018/10/24	120,000,000	2017/12/07
61249	Goldman Sachs Structured Products (Asia) Ltd.	Ping An R Bear CBBC Oct 2018 B	0.2500	80.60 per 100 units	80 per 100 units	2018/10/25	120,000,000	2017/12/07
60682	Goldman Sachs Structured Products (Asia) Ltd.	Tencent R Bull CBBC Oct 2018 A	0.2500	404 per 100 units	406 per 100 units	2018/10/22	120,000,000	2017/12/07

Newly listed callable bull/bear contracts (continued)

Code	Issuer	Name of issue	Issue prices (HK\$)	Strike price (HKD)/Strike level per 10 units	Call price (HKD)/Call level per 10 units	Expiry date	No. of issue (units)	Listing date
60696	Goldman Sachs Structured Products (Asia) Ltd.	Tencent R Bull CBBC Oct 2018 B	0.2500	398 per 100 units	400 per 100 units	2018/10/22	120,000,000	2017/12/07
61235	Goldman Sachs Structured Products (Asia) Ltd.	Tencent R Bear CBBC Apr 2018 A	0.2500	402 per 100 units	400 per 100 units	2018/04/10	120,000,000	2017/12/07
61245	Goldman Sachs Structured Products (Asia) Ltd.	Tencent R Bear CBBC Apr 2018 E	0.2500	412 per 100 units	410 per 100 units	2018/04/10	120,000,000	2017/12/07
60719	Hongkong and Shanghai Banking Corporation Ltd., The	AIA R Bear CBBC Jun 2018 C	0.2500	67.58 per 100 units	66.88 per 100 units	2018/06/19	40,000,000	2017/12/07
60747	Hongkong and Shanghai Banking Corporation Ltd., The	HKEX R Bear CBBC Jun 2018 E	0.2500	252.26 per 100 units	249.88 per 100 units	2018/06/11	40,000,000	2017/12/07
60762	Hongkong and Shanghai Banking Corporation Ltd., The	HSI R Bear CBBC Apr 2018 Z	0.2500	29,438 per 15,000 units	29,288 per 15,000 units	2018/04/27	100,000,000	2017/12/07
60724	Hongkong and Shanghai Banking Corporation Ltd., The	Ping An R Bull CBBC Aug 2018 I	0.2500	76.98 per 100 units	77.68 per 100 units	2018/08/06	80,000,000	2017/12/07
60731	Hongkong and Shanghai Banking Corporation Ltd., The	Tencent R Bull CBBC Nov 2018 G	0.2500	398.08 per 100 units	400.88 per 100 units	2018/11/05	60,000,000	2017/12/07
60740	Hongkong and Shanghai Banking Corporation Ltd., The	Tencent R Bear CBBC Aug 2018 R	0.2500	413.68 per 100 units	410.88 per 100 units	2018/08/13	50,000,000	2017/12/07
61014	J.P. Morgan Structured Products B.V.	CM Bank R Bull CBBC Nov 2018 A	0.2500	26.88 per 100 units	27.28 per 100 units	2018/11/16	150,000,000	2017/12/07
61086	J.P. Morgan Structured Products B.V.	HSCEI R Bear CBBC Apr 2018 H	0.2500	12,100 per 10,000 units	12,000 per 10,000 units	2018/04/27	100,000,000	2017/12/07
60981	J.P. Morgan Structured Products B.V.	HSI R Bull CBBC Apr 2019 C	0.2500	29,350 per 10,000 units	29,500 per 10,000 units	2019/04/29	200,000,000	2017/12/07
60986	J.P. Morgan Structured Products B.V.	HSI R Bull CBBC Apr 2019 D	0.2500	29,050 per 10,000 units	29,200 per 10,000 units	2019/04/29	200,000,000	2017/12/07
60985	J.P. Morgan Structured Products B.V.	HSI R Bull CBBC Sep 2019 H	0.2500	29,258 per 10,000 units	29,358 per 10,000 units	2019/09/27	200,000,000	2017/12/07
61062	J.P. Morgan Structured Products B.V.	HSI R Bear CBBC Apr 2018 W	0.2500	29,278 per 10,000 units	29,178 per 10,000 units	2018/04/27	200,000,000	2017/12/07
61065	J.P. Morgan Structured Products B.V.	HSI R Bear CBBC Apr 2018 X	0.2500	29,450 per 10,000 units	29,300 per 10,000 units	2018/04/27	200,000,000	2017/12/07
61071	J.P. Morgan Structured Products B.V.	HSI R Bear CBBC Apr 2018 Y	0.2500	29,550 per 10,000 units	29,400 per 10,000 units	2018/04/27	200,000,000	2017/12/07
61081	J.P. Morgan Structured Products B.V.	HSI R Bear CBBC Apr 2018 Z	0.2500	29,648 per 10,000 units	29,548 per 10,000 units	2018/04/27	200,000,000	2017/12/07
60979	J.P. Morgan Structured Products B.V.	Ping An R Bull CBBC Apr 2018 M	0.2500	77.28 per 100 units	77.88 per 100 units	2018/04/20	100,000,000	2017/12/07
61001	J.P. Morgan Structured Products B.V.	Tencent R Bull CBBC Mar 2018 R	0.2500	397.88 per 100 units	400.88 per 100 units	2018/03/16	50,000,000	2017/12/07
60971	J.P. Morgan Structured Products B.V.	Tencent R Bull CBBC Apr 2018 K	0.2500	406.88 per 100 units	409.888 per 100 units	2018/04/20	50,000,000	2017/12/07
61008	J.P. Morgan Structured Products B.V.	Tencent R Bear CBBC Mar 2018 W	0.2500	409.88 per 100 units	406.08 per 100 units	2018/03/16	50,000,000	2017/12/07
61009	J.P. Morgan Structured Products B.V.	Tencent R Bear CBBC Mar 2018 X	0.2500	401.88 per 100 units	398.08 per 100 units	2018/03/16	50,000,000	2017/12/07
60778	Macquarie Bank Ltd.	HKEX R Bear CBBC Jul 2018 A	0.6310	259.50 per 100 units	257.50 per 100 units	2018/07/30	16,000,000	2017/12/07
60801	Macquarie Bank Ltd.	HKEX R Bear CBBC Jul 2018 B	0.6370	251.50 per 100 units	249.50 per 100 units	2018/07/30	16,000,000	2017/12/07
60775	Macquarie Bank Ltd.	Tencent R Bull CBBC Jun 2018 M	0.7450	396.88 per 100 units	399.88 per 100 units	2018/06/29	13,500,000	2017/12/07
60777	Macquarie Bank Ltd.	Tencent R Bear CBBC Jun 2018 Q	0.8300	412.88 per 100 units	410.08 per 100 units	2018/06/29	12,500,000	2017/12/07
60714	SGA Societe Generale Acceptance N.V./SG Issuer	HSI R Bull CBBC Oct 2019 O	0.2500	29,208 per 10,000 units	29,308 per 10,000 units	2019/10/30	200,000,000	2017/12/07
61174	SGA Societe Generale Acceptance N.V./SG Issuer	HSI R Bull CBBC Oct 2019 P	0.2500	28,100 per 20,000 units	28,200 per 20,000 units	2019/10/30	200,000,000	2017/12/07
61184	SGA Societe Generale Acceptance N.V./SG Issuer	HSI R Bull CBBC Oct 2019 Q	0.2500	29,058 per 12,000 units	29,158 per 12,000 units	2019/10/30	200,000,000	2017/12/07
61191	SGA Societe Generale Acceptance N.V./SG Issuer	HSI R Bull CBBC Nov 2019 R	0.2500	28,700 per 20,000 units	28,800 per 20,000 units	2019/11/28	200,000,000	2017/12/07
60774	SGA Societe Generale Acceptance N.V./SG Issuer	HSI R Bull CBBC Dec 2019 F	0.2500	29,108 per 10,000 units	29,208 per 10,000 units	2019/12/30	200,000,000	2017/12/07
61102	SGA Societe Generale Acceptance N.V./SG Issuer	HSI R Bear CBBC Mar 2018 H	0.2500	29,388 per 10,000 units	29,288 per 10,000 units	2018/03/28	200,000,000	2017/12/07
61103	SGA Societe Generale Acceptance N.V./SG Issuer	HSI R Bear CBBC Apr 2018 X	0.2500	29,288 per 12,000 units	29,188 per 12,000 units	2018/04/27	200,000,000	2017/12/07
61108	SGA Societe Generale Acceptance N.V./SG Issuer	HSI R Bear CBBC Apr 2018 Y	0.2500	29,688 per 10,000 units	29,588 per 10,000 units	2018/04/27	200,000,000	2017/12/07
61128	SGA Societe Generale Acceptance N.V./SG Issuer	HSI R Bear CBBC Jul 2018 P	0.2500	29,538 per 12,000 units	29,438 per 12,000 units	2018/07/30	200,000,000	2017/12/07
61133	SGA Societe Generale Acceptance N.V./SG Issuer	HSI R Bear CBBC Jul 2018 Q	0.2500	29,888 per 10,000 units	29,788 per 10,000 units	2018/07/30	200,000,000	2017/12/07
60646	SGA Societe Generale Acceptance N.V./SG Issuer	Ping An R Bull CBBC Aug 2018 H	0.2500	77.20 per 100 units	77.80 per 100 units	2018/08/08	100,000,000	2017/12/07
60660	SGA Societe Generale Acceptance N.V./SG Issuer	Tencent R Bull CBBC Oct 2018 F	0.2500	406 per 100 units	408.80 per 100 units	2018/10/25	80,000,000	2017/12/07
60665	SGA Societe Generale Acceptance N.V./SG Issuer	Tencent R Bull CBBC Dec 2018 A	0.2500	398.40 per 100 units	401.20 per 100 units	2018/12/14	80,000,000	2017/12/07
60652	SGA Societe Generale Acceptance N.V./SG Issuer	Tencent R Bear CBBC Oct 2018 D	0.2500	427.80 per 100 units	425 per 100 units	2018/10/19	80,000,000	2017/12/07
60844	UBS AG	AAC Tech R Bull CBBC Jul 2018 B	0.2500	144.88 per 100 units	148.88 per 100 units	2018/07/16	40,000,000	2017/12/07
60840	UBS AG	BYD Company R Bull CBBC Jul 2018 C	0.2500	61.38 per 100 units	63.88 per 100 units	2018/07/23	40,000,000	2017/12/07

Newly listed callable bull/bear contracts (continued)

Code	Issuer	Name of issue	Issue prices (HK\$)	Strike price (HKD)/Strike level per 10 units	Call price (HKD)/Call level per 10 units	Expiry date	No. of issue (units)	Listing date
60853	UBS AG	China Life R Bull CBBC May 2018 B	0.2500	23.9800	24.3800	2018/05/07	40,000,000	2017/12/07
60833	UBS AG	HSBC R Bull CBBC Aug 2018 D	0.2500	72.88 per 100 units	73.88 per 100 units	2018/08/20	100,000,000	2017/12/07
60804	UBS AG	HSI R Bull CBBC Nov 2018 X	0.2500	29,473 per 10,000 units	29,623 per 10,000 units	2018/11/29	250,000,000	2017/12/07
60820	UBS AG	HSI R Bull CBBC Dec 2018 B	0.2500	29,100 per 10,000 units	29,200 per 10,000 units	2018/12/28	200,000,000	2017/12/07
60815	UBS AG	HSI R Bull CBBC Apr 2019 X	0.2500	29,400 per 10,000 units	29,500 per 10,000 units	2019/04/29	200,000,000	2017/12/07
60816	UBS AG	HSI R Bull CBBC Aug 2019 H	0.2500	29,200 per 10,000 units	29,350 per 10,000 units	2019/08/29	250,000,000	2017/12/07
60864	UBS AG	HSI R Bear CBBC Mar 2018 S	0.2500	29,278 per 10,000 units	29,178 per 10,000 units	2018/03/28	200,000,000	2017/12/07
60880	UBS AG	HSI R Bear CBBC Mar 2018 U	0.2500	29,650 per 10,000 units	29,500 per 10,000 units	2018/03/28	250,000,000	2017/12/07
60872	UBS AG	HSI R Bear CBBC Apr 2018 S	0.2500	29,400 per 10,000 units	29,300 per 10,000 units	2018/04/27	200,000,000	2017/12/07
60881	UBS AG	HSI R Bear CBBC Apr 2018 T	0.2500	29,788 per 10,000 units	29,638 per 10,000 units	2018/04/27	250,000,000	2017/12/07
60832	UBS AG	Tencent R Bull CBBC Apr 2018 R	0.2500	390.98 per 100 units	393.98 per 100 units	2018/04/23	40,000,000	2017/12/07
60821	UBS AG	Tencent R Bull CBBC Jun 2018 G	0.2500	408.30 per 100 units	411.30 per 100 units	2018/06/04	40,000,000	2017/12/07
60824	UBS AG	Tencent R Bull CBBC Jun 2018 H	0.2500	396.98 per 100 units	399.98 per 100 units	2018/06/19	40,000,000	2017/12/07
61252	BNP Paribas Issuance B.V.	HSI R Bull CBBC Sep 2019 F	0.2500	29,000 per 10,000 units	29,100 per 10,000 units	2019/09/27	250,000,000	2017/12/08
61267	BNP Paribas Issuance B.V.	Tencent R Bull CBBC Sep 2018 X	0.2500	390.50 per 100 units	393 per 100 units	2018/09/27	50,000,000	2017/12/08
61527	Credit Suisse AG	BYD Company R Bull CBBC May 2018 D	0.2500	65.58 per 100 units	68.08 per 100 units	2018/05/18	50,000,000	2017/12/08
61526	Credit Suisse AG	Galaxy Ent R Bull CBBC Jun 2018 K	0.2500	54.88 per 100 units	55.68 per 100 units	2018/06/28	50,000,000	2017/12/08
61543	Credit Suisse AG	HSCEI R Bear CBBC Mar 2018 A	0.2500	12,088 per 10,000 units	11,988 per 10,000 units	2018/03/28	100,000,000	2017/12/08
61491	Credit Suisse AG	HSI R Bull CBBC Mar 2019 D	0.2500	28,900 per 10,000 units	29,100 per 10,000 units	2019/03/28	200,000,000	2017/12/08
61533	Credit Suisse AG	HSI R Bull CBBC Mar 2019 E	0.2500	28,400 per 10,000 units	28,600 per 10,000 units	2019/03/28	200,000,000	2017/12/08
61541	Credit Suisse AG	HSI R Bear CBBC Mar 2018 N	0.2500	29,600 per 10,000 units	29,400 per 10,000 units	2018/03/28	200,000,000	2017/12/08
61539	Credit Suisse AG	HSI R Bear CBBC Apr 2018 P	0.2500	29,225 per 12,000 units	29,075 per 12,000 units	2018/04/27	200,000,000	2017/12/08
61501	Credit Suisse AG	HSI R Bear CBBC Apr 2018 Q	0.2500	29,400 per 12,000 units	29,250 per 12,000 units	2018/04/27	200,000,000	2017/12/08
61542	Credit Suisse AG	HSI R Bear CBBC Apr 2018 S	0.2500	29,688 per 12,000 units	29,538 per 12,000 units	2018/04/27	200,000,000	2017/12/08
61530	Credit Suisse AG	Ping An R Bull CBBC Jun 2018 E	0.2500	75.28 per 100 units	75.88 per 100 units	2018/06/15	100,000,000	2017/12/08
61511	Credit Suisse AG	Tencent R Bull CBBC Jul 2018 Y	0.2500	385.88 per 100 units	388.88 per 100 units	2018/07/05	50,000,000	2017/12/08
61518	Credit Suisse AG	Tencent R Bull CBBC Jul 2018 Z	0.2500	394.98 per 100 units	397.98 per 100 units	2018/07/06	50,000,000	2017/12/08
61521	Credit Suisse AG	Tencent R Bear CBBC Apr 2018 R	0.2500	403.38 per 100 units	400.18 per 100 units	2018/04/25	50,000,000	2017/12/08
61452	The Bank of East Asia, Ltd.	Ping An R Bull CBBC Aug 2018 O	0.6500	75.4800	76.2800	2018/08/15	16,000,000	2017/12/08
61464	The Bank of East Asia, Ltd.	Sunny Optical R Bull CBBC Oct 2018 A	0.2500	124.88 per 100 units	128.88 per 100 units	2018/10/03	40,000,000	2017/12/08
61439	The Bank of East Asia, Ltd.	Tencent R Bull CBBC Oct 2018 B	0.2500	386.59 per 100 units	389.39 per 100 units	2018/10/03	40,000,000	2017/12/08
61450	The Bank of East Asia, Ltd.	Tencent R Bull CBBC Oct 2018 C	0.2500	383.28 per 100 units	386.08 per 100 units	2018/10/03	40,000,000	2017/12/08
61437	Goldman Sachs Structured Products (Asia) Ltd.	HKEX R Bull CBBC Jul 2018 D	0.2530	234 per 100 units	236 per 100 units	2018/07/30	120,000,000	2017/12/08
61737	Goldman Sachs Structured Products (Asia) Ltd.	HSCEI R Bear CBBC Jul 2018 A	0.2500	11,700 per 10,000 units	11,600 per 10,000 units	2018/07/30	120,000,000	2017/12/08
61705	Goldman Sachs Structured Products (Asia) Ltd.	HSI R Bull CBBC Aug 2019 I	0.2500	28,974 per 10,000 units	29,074 per 10,000 units	2019/08/29	200,000,000	2017/12/08
61740	Goldman Sachs Structured Products (Asia) Ltd.	HSI R Bull CBBC Aug 2019 K	0.2510	28,850 per 10,000 units	28,950 per 10,000 units	2019/08/29	200,000,000	2017/12/08
61720	Goldman Sachs Structured Products (Asia) Ltd.	HSI R Bear CBBC Apr 2018 T	0.2510	29,175 per 10,000 units	29,075 per 10,000 units	2018/04/27	200,000,000	2017/12/08
61724	Goldman Sachs Structured Products (Asia) Ltd.	HSI R Bear CBBC Apr 2018 U	0.2500	29,300 per 10,000 units	29,200 per 10,000 units	2018/04/27	200,000,000	2017/12/08
61725	Goldman Sachs Structured Products (Asia) Ltd.	HSI R Bear CBBC Apr 2018 V	0.2500	29,500 per 10,000 units	29,400 per 10,000 units	2018/04/27	200,000,000	2017/12/08
61407	Goldman Sachs Structured Products (Asia) Ltd.	Ping An R Bull CBBC Oct 2018 X	0.2530	76.48 per 100 units	77.08 per 100 units	2018/10/24	120,000,000	2017/12/08
61412	Goldman Sachs Structured Products (Asia) Ltd.	Ping An R Bull CBBC Oct 2018 Y	0.2500	75.20 per 100 units	75.80 per 100 units	2018/10/24	120,000,000	2017/12/08
61429	Goldman Sachs Structured Products (Asia) Ltd.	Tencent R Bull CBBC Sep 2018 G	0.2510	384 per 100 units	386 per 100 units	2018/09/18	120,000,000	2017/12/08
61298	Goldman Sachs Structured Products (Asia) Ltd.	Tencent R Bull CBBC Oct 2018 C	0.2520	395.98 per 100 units	397.98 per 100 units	2018/10/22	120,000,000	2017/12/08

Newly listed callable bull/bear contracts (continued)

Code	Issuer	Name of issue	Issue prices (HK\$)	Strike price (HKD)/Strike level per 10 units	Call price (HKD)/Call level per 10 units	Expiry date	No. of issue (units)	Listing date
61302	Goldman Sachs Structured Products (Asia) Ltd.	Tencent R Bull CBBC Oct 2018 D	0.2520	392 per 100 units	394 per 100 units	2018/10/22	120,000,000	2017/12/08
61307	Goldman Sachs Structured Products (Asia) Ltd.	Tencent R Bull CBBC Oct 2018 E	0.2530	388 per 100 units	390 per 100 units	2018/10/22	120,000,000	2017/12/08
61735	Goldman Sachs Structured Products (Asia) Ltd.	Tencent R Bear CBBC Apr 2018 B	0.2500	397 per 100 units	395 per 100 units	2018/04/12	120,000,000	2017/12/08
61736	Goldman Sachs Structured Products (Asia) Ltd.	Tencent R Bear CBBC Apr 2018 C	0.2530	387.20 per 100 units	385.20 per 100 units	2018/04/12	120,000,000	2017/12/08
61354	Hongkong and Shanghai Banking Corporation Ltd., The	China Life R Bear CBBC Sep 2018 A	0.2500	27.1800	26.7800	2018/09/03	40,000,000	2017/12/08
61367	Hongkong and Shanghai Banking Corporation Ltd., The	Galaxy Ent R Bull CBBC Aug 2018 D	0.2500	54.58 per 100 units	55.38 per 100 units	2018/08/06	80,000,000	2017/12/08
61329	Hongkong and Shanghai Banking Corporation Ltd., The	HSI R Bull CBBC Aug 2018 R	0.2500	28,948 per 15,000 units	29,098 per 15,000 units	2018/08/30	100,000,000	2017/12/08
61330	Hongkong and Shanghai Banking Corporation Ltd., The	HSI R Bear CBBC Apr 2018 D	0.2500	29,338 per 15,000 units	29,188 per 15,000 units	2018/04/27	100,000,000	2017/12/08
61379	Hongkong and Shanghai Banking Corporation Ltd., The	Ping An R Bear CBBC Oct 2018 F	0.2500	81.58 per 100 units	80.88 per 100 units	2018/10/08	40,000,000	2017/12/08
61373	Hongkong and Shanghai Banking Corporation Ltd., The	SUNAC R Bull CBBC Dec 2018 A	0.2500	24.88 per 100 units	26.68 per 100 units	2018/12/10	100,000,000	2017/12/08
61262	Hongkong and Shanghai Banking Corporation Ltd., The	Tencent R Bull CBBC Aug 2018 E	0.2500	388.58 per 100 units	391.38 per 100 units	2018/08/27	60,000,000	2017/12/08
61259	Hongkong and Shanghai Banking Corporation Ltd., The	Tencent R Bull CBBC Oct 2018 I	0.2500	395.18 per 100 units	397.98 per 100 units	2018/10/22	60,000,000	2017/12/08
61349	Hongkong and Shanghai Banking Corporation Ltd., The	Tencent R Bear CBBC Jul 2018 S	0.2500	403.68 per 100 units	400.88 per 100 units	2018/07/23	50,000,000	2017/12/08
61662	J.P. Morgan Structured Products B.V.	HSI R Bull CBBC Sep 2019 J	0.2500	29,058 per 10,000 units	29,158 per 10,000 units	2019/09/27	200,000,000	2017/12/08
61696	J.P. Morgan Structured Products B.V.	HSI R Bear CBBC Apr 2018 A	0.2500	29,350 per 10,000 units	29,200 per 10,000 units	2018/04/27	200,000,000	2017/12/08
61732	J.P. Morgan Structured Products B.V.	HSI R Bear CBBC May 2018 A	0.2500	29,175 per 10,000 units	29,075 per 10,000 units	2018/05/30	200,000,000	2017/12/08
61733	J.P. Morgan Structured Products B.V.	HSI R Bear CBBC May 2018 B	0.2500	29,448 per 10,000 units	29,348 per 10,000 units	2018/05/30	200,000,000	2017/12/08
61699	J.P. Morgan Structured Products B.V.	Ping An R Bull CBBC Apr 2018 N	0.2500	75.28 per 100 units	75.88 per 100 units	2018/04/20	150,000,000	2017/12/08
61653	J.P. Morgan Structured Products B.V.	Tencent R Bull CBBC Mar 2018 Q	0.2500	388.88 per 100 units	391.88 per 100 units	2018/03/16	50,000,000	2017/12/08
61652	J.P. Morgan Structured Products B.V.	Tencent R Bull CBBC Mar 2018 S	0.2500	394.88 per 100 units	397.88 per 100 units	2018/03/16	50,000,000	2017/12/08
61728	J.P. Morgan Structured Products B.V.	Tencent R Bear CBBC Mar 2018 Y	0.2500	388.88 per 100 units	385.08 per 100 units	2018/03/09	50,000,000	2017/12/08
61730	J.P. Morgan Structured Products B.V.	Tencent R Bear CBBC Mar 2018 Z	0.2500	405.88 per 100 units	402.08 per 100 units	2018/03/09	50,000,000	2017/12/08
61729	J.P. Morgan Structured Products B.V.	Tencent R Bear CBBC Apr 2018 Y	0.2500	394.88 per 100 units	391.08 per 100 units	2018/04/13	50,000,000	2017/12/08
61731	J.P. Morgan Structured Products B.V.	Tencent R Bear CBBC Apr 2018 Z	0.3000	412.88 per 100 units	409.08 per 100 units	2018/04/13	50,000,000	2017/12/08
61702	Macquarie Bank Ltd.	Tencent R Bear CBBC Jun 2018 R	0.8350	402.88 per 100 units	400.08 per 100 units	2018/06/29	12,000,000	2017/12/08
61381	SGA Societe Generale Acceptance N.V./SG Issuer	AIA R Bear CBBC Nov 2018 B	0.2500	68.60 per 100 units	68 per 100 units	2018/11/02	60,000,000	2017/12/08
61582	SGA Societe Generale Acceptance N.V./SG Issuer	HSI R Bull CBBC Nov 2019 S	0.2500	28,858 per 12,000 units	28,958 per 12,000 units	2019/11/28	200,000,000	2017/12/08
61651	SGA Societe Generale Acceptance N.V./SG Issuer	HSI R Bull CBBC Nov 2019 T	0.2500	28,958 per 12,000 units	29,058 per 12,000 units	2019/11/28	200,000,000	2017/12/08
61546	SGA Societe Generale Acceptance N.V./SG Issuer	HSI R Bear CBBC Mar 2018 J	0.2500	29,188 per 10,000 units	29,088 per 10,000 units	2018/03/28	200,000,000	2017/12/08
61550	SGA Societe Generale Acceptance N.V./SG Issuer	HSI R Bear CBBC Mar 2018 U	0.2500	29,638 per 12,000 units	29,538 per 12,000 units	2018/03/28	200,000,000	2017/12/08
61554	SGA Societe Generale Acceptance N.V./SG Issuer	HSI R Bear CBBC Apr 2018 Z	0.2500	29,488 per 10,000 units	29,388 per 10,000 units	2018/04/27	200,000,000	2017/12/08
61555	SGA Societe Generale Acceptance N.V./SG Issuer	HSI R Bear CBBC Jul 2018 R	0.2500	29,338 per 12,000 units	29,238 per 12,000 units	2018/07/30	200,000,000	2017/12/08
61382	SGA Societe Generale Acceptance N.V./SG Issuer	Ping An R Bull CBBC Aug 2018 I	0.2500	75.15 per 100 units	75.75 per 100 units	2018/08/08	100,000,000	2017/12/08
61270	SGA Societe Generale Acceptance N.V./SG Issuer	Ping An R Bull CBBC Oct 2018 J	0.2500	76.20 per 100 units	76.80 per 100 units	2018/10/11	100,000,000	2017/12/08
61388	SGA Societe Generale Acceptance N.V./SG Issuer	Ping An R Bear CBBC Oct 2018 C	0.2500	83.60 per 100 units	83 per 100 units	2018/10/23	100,000,000	2017/12/08
61544	SGA Societe Generale Acceptance N.V./SG Issuer	Tencent R Bull CBBC Jun 2018 R	0.2500	382 per 100 units	384.80 per 100 units	2018/06/27	80,000,000	2017/12/08
61283	SGA Societe Generale Acceptance N.V./SG Issuer	Tencent R Bull CBBC Aug 2018 Q	0.2500	394.20 per 100 units	397 per 100 units	2018/08/06	80,000,000	2017/12/08
61284	SGA Societe Generale Acceptance N.V./SG Issuer	Tencent R Bull CBBC Sep 2018 O	0.2500	389.20 per 100 units	392 per 100 units	2018/09/10	80,000,000	2017/12/08
61294	SGA Societe Generale Acceptance N.V./SG Issuer	Tencent R Bull CBBC Nov 2018 F	0.2500	385.20 per 100 units	388 per 100 units	2018/11/20	80,000,000	2017/12/08
61399	SGA Societe Generale Acceptance N.V./SG Issuer	Tencent R Bear CBBC Jun 2018 G	0.2500	407.80 per 100 units	405 per 100 units	2018/06/06	80,000,000	2017/12/08
61281	SGA Societe Generale Acceptance N.V./SG Issuer	Tencent R Bear CBBC Jul 2018 F	0.2500	417.80 per 100 units	415 per 100 units	2018/07/30	80,000,000	2017/12/08
61475	UBS AG	HSBC R Bull CBBC Jul 2018 F	0.2500	75.38 per 100 units	76.38 per 100 units	2018/07/03	100,000,000	2017/12/08
61466	UBS AG	HSI R Bull CBBC Sep 2019 E	0.2500	29,000 per 10,000 units	29,150 per 10,000 units	2019/09/27	250,000,000	2017/12/08

Newly listed callable bull/bear contracts (continued)

Code	Issuer	Name of issue	Issue prices (HK\$)	Strike price (HKD)/Strike level per 10 units	Call price (HKD)/Call level per 10 units	Expiry date	No. of issue (units)	Listing date
61468	UBS AG	HSI R Bear CBBC Mar 2018 W	0.2500	29,350 per 10,000 units	29,200 per 10,000 units	2018/03/28	250,000,000	2017/12/08
61490	UBS AG	HSI R Bear CBBC Apr 2018 U	0.2500	29,225 per 10,000 units	29,075 per 10,000 units	2018/04/27	250,000,000	2017/12/08
61469	UBS AG	Tencent R Bull CBBC Mar 2018 Y	0.2500	387.98 per 100 units	390.98 per 100 units	2018/03/26	40,000,000	2017/12/08
61472	UBS AG	Tencent R Bull CBBC Mar 2018 Z	0.2500	384.98 per 100 units	387.98 per 100 units	2018/03/19	40,000,000	2017/12/08
61487	UBS AG	Tencent R Bear CBBC Apr 2018 M	0.2500	403.18 per 100 units	400.18 per 100 units	2018/04/11	40,000,000	2017/12/08
61489	UBS AG	Tencent R Bear CBBC Apr 2018 N	0.2500	413.18 per 100 units	410.18 per 100 units	2018/04/25	40,000,000	2017/12/08
61309	Bank Vontobel	HSI R Bear CBBC May 2018 A	0.2520	30,190 per 10,000 units	29,990 per 10,000 units	2018/05/30	100,000,000	2017/12/08
61312	Bank Vontobel	HSI R Bear CBBC May 2018 B	0.2520	29,890 per 12,000 units	29,690 per 12,000 units	2018/05/30	100,000,000	2017/12/08
61326	Bank Vontobel	HSI R Bear CBBC May 2018 C	0.2520	31,190 per 12,000 units	30,990 per 12,000 units	2018/05/30	100,000,000	2017/12/08
61742	BNP Paribas Issuance B.V.	HSI R Bull CBBC Sep 2019 G	0.2500	28,800 per 10,000 units	28,900 per 10,000 units	2019/09/27	250,000,000	2017/12/11
61745	BNP Paribas Issuance B.V.	HSI R Bull CBBC Sep 2019 H	0.2500	28,900 per 10,000 units	29,000 per 10,000 units	2019/09/27	250,000,000	2017/12/11
61758	BNP Paribas Issuance B.V.	HSI R Bull CBBC Sep 2019 I	0.2500	29,100 per 10,000 units	29,200 per 10,000 units	2019/09/27	250,000,000	2017/12/11
61759	BNP Paribas Issuance B.V.	HSI R Bull CBBC Sep 2019 J	0.2500	29,000 per 10,000 units	29,100 per 10,000 units	2019/09/27	250,000,000	2017/12/11
61792	BNP Paribas Issuance B.V.	Tencent R Bear CBBC Apr 2018 H	0.2500	409.50 per 100 units	407 per 100 units	2018/04/27	50,000,000	2017/12/11
61761	BNP Paribas Issuance B.V.	Tencent R Bear CBBC Apr 2018 W	0.2500	401.50 per 100 units	399 per 100 units	2018/04/27	50,000,000	2017/12/11
61999	Credit Suisse AG	HSI R Bull CBBC Nov 2018 U	0.2500	29,100 per 12,000 units	29,250 per 12,000 units	2018/11/29	200,000,000	2017/12/11
62038	Credit Suisse AG	HSI R Bull CBBC Nov 2018 V	0.2500	28,900 per 12,000 units	29,050 per 12,000 units	2018/11/29	200,000,000	2017/12/11
62049	Credit Suisse AG	HSI R Bull CBBC Mar 2019 F	0.2500	28,700 per 10,000 units	28,900 per 10,000 units	2019/03/28	200,000,000	2017/12/11
61986	Credit Suisse AG	HSI R Bear CBBC Mar 2018 O	0.2500	29,300 per 10,000 units	29,100 per 10,000 units	2018/03/28	200,000,000	2017/12/11
61997	Credit Suisse AG	HSI R Bear CBBC Mar 2018 P	0.2500	29,500 per 10,000 units	29,300 per 10,000 units	2018/03/28	200,000,000	2017/12/11
62061	Credit Suisse AG	Ping An R Bull CBBC Jun 2018 F	0.2500	76.38 per 100 units	76.98 per 100 units	2018/06/22	100,000,000	2017/12/11
62050	Credit Suisse AG	Tencent R Bull CBBC Apr 2018 P	0.2500	381.88 per 100 units	384.88 per 100 units	2018/04/12	50,000,000	2017/12/11
62051	Credit Suisse AG	Tencent R Bull CBBC Jul 2018 A	0.2500	390.58 per 100 units	393.58 per 100 units	2018/07/11	50,000,000	2017/12/11
62054	Credit Suisse AG	Tencent R Bear CBBC Apr 2018 S	0.3300	425.38 per 100 units	422.18 per 100 units	2018/04/18	50,000,000	2017/12/11
62097	The Bank of East Asia, Ltd.	Galaxy Ent R Bull CBBC Oct 2018 A	0.6500	55.4800	56.2800	2018/10/05	16,000,000	2017/12/11
62086	The Bank of East Asia, Ltd.	Ping An R Bull CBBC Aug 2018 P	0.6500	77.2800	78.0800	2018/08/02	16,000,000	2017/12/11
62069	The Bank of East Asia, Ltd.	Tencent R Bull CBBC Oct 2018 D	0.2500	391.48 per 100 units	394.28 per 100 units	2018/10/05	40,000,000	2017/12/11
62081	The Bank of East Asia, Ltd.	Tencent R Bull CBBC Oct 2018 E	0.2500	378.48 per 100 units	381.28 per 100 units	2018/10/05	40,000,000	2017/12/11
62231	Goldman Sachs Structured Products (Asia) Ltd.	HSCEI R Bull CBBC Apr 2018 A	0.2500	11,300 per 10,000 units	11,400 per 10,000 units	2018/04/27	120,000,000	2017/12/11
61960	Goldman Sachs Structured Products (Asia) Ltd.	HSI R Bull CBBC Aug 2019 L	0.2510	28,900 per 10,000 units	29,000 per 10,000 units	2019/08/29	200,000,000	2017/12/11
61956	Goldman Sachs Structured Products (Asia) Ltd.	HSI R Bull CBBC Sep 2019 S	0.2500	28,181 per 10,000 units	29,281 per 10,000 units	2019/09/27	200,000,000	2017/12/11
61958	Goldman Sachs Structured Products (Asia) Ltd.	HSI R Bull CBBC Sep 2019 T	0.2500	29,050 per 12,000 units	29,150 per 12,000 units	2019/09/27	200,000,000	2017/12/11
62149	Goldman Sachs Structured Products (Asia) Ltd.	HSI R Bear CBBC Apr 2018 W	0.2500	29,300 per 12,000 units	29,150 per 12,000 units	2018/04/27	200,000,000	2017/12/11
62152	Goldman Sachs Structured Products (Asia) Ltd.	HSI R Bear CBBC Apr 2018 X	0.2500	29,450 per 10,000 units	29,350 per 10,000 units	2018/04/27	200,000,000	2017/12/11
62213	Goldman Sachs Structured Products (Asia) Ltd.	Ping An R Bull CBBC Jul 2018 B	0.2500	74.40 per 100 units	75 per 100 units	2018/07/31	120,000,000	2017/12/11
61936	Goldman Sachs Structured Products (Asia) Ltd.	Ping An R Bull CBBC Aug 2018 E	0.2500	77.40 per 100 units	78 per 100 units	2018/08/08	120,000,000	2017/12/11
62207	Goldman Sachs Structured Products (Asia) Ltd.	Tencent R Bull CBBC Apr 2018 J	0.2510	378 per 100 units	380 per 100 units	2018/04/10	120,000,000	2017/12/11
61924	Goldman Sachs Structured Products (Asia) Ltd.	Tencent R Bull CBBC Apr 2018 M	0.2500	390 per 100 units	392 per 100 units	2018/04/27	120,000,000	2017/12/11
61935	Goldman Sachs Structured Products (Asia) Ltd.	Tencent R Bull CBBC Apr 2018 N	0.2500	386 per 100 units	388 per 100 units	2018/04/27	120,000,000	2017/12/11
62202	Goldman Sachs Structured Products (Asia) Ltd.	Tencent R Bull CBBC Apr 2018 O	0.2500	382 per 100 units	384 per 100 units	2018/04/10	120,000,000	2017/12/11
62210	Goldman Sachs Structured Products (Asia) Ltd.	Tencent R Bull CBBC Apr 2018 P	0.2500	374 per 100 units	376 per 100 units	2018/04/10	120,000,000	2017/12/11
61840	Hongkong and Shanghai Banking Corporation Ltd., The	AAC Tech R Bull CBBC Sep 2018 B	0.2500	147.88 per 100 units	151.88 per 100 units	2018/09/28	40,000,000	2017/12/11
61846	Hongkong and Shanghai Banking Corporation Ltd., The	AIA R Bull CBBC Oct 2018 C	0.2500	62.58 per 100 units	63.28 per 100 units	2018/10/08	80,000,000	2017/12/11

Newly listed callable bull/bear contracts (continued)

Code	Issuer	Name of issue	Issue prices (HK\$)	Strike price (HKD)/Strike level per 10 units	Call price (HKD)/Call level per 10 units	Expiry date	No. of issue (units)	Listing date
61870	Hongkong and Shanghai Banking Corporation Ltd., The	Evergrande R Bull CBBC Dec 2018 B	0.2500	24.10 per 100 units	25.58 per 100 units	2018/12/17	100,000,000	2017/12/11
61838	Hongkong and Shanghai Banking Corporation Ltd., The	HSCEI R Bull CBBC Jul 2018 G	0.2500	11,338 per 10,000 units	11,438 per 10,000 units	2018/07/30	60,000,000	2017/12/11
61825	Hongkong and Shanghai Banking Corporation Ltd., The	HSCEI R Bull CBBC Oct 2018 A	0.2500	9,738 per 10,000 units	9,838 per 10,000 units	2018/10/30	60,000,000	2017/12/11
61793	Hongkong and Shanghai Banking Corporation Ltd., The	HSI R Bull CBBC Aug 2018 S	0.2500	29,048 per 15,000 units	29,198 per 15,000 units	2018/08/30	100,000,000	2017/12/11
61794	Hongkong and Shanghai Banking Corporation Ltd., The	HSI R Bear CBBC Apr 2018 E	0.2500	29,588 per 20,000 units	29,388 per 20,000 units	2018/04/27	150,000,000	2017/12/11
61869	Hongkong and Shanghai Banking Corporation Ltd., The	Ping An R Bull CBBC Oct 2018 C	0.2500	74.88 per 100 units	75.58 per 100 units	2018/10/22	80,000,000	2017/12/11
61868	Hongkong and Shanghai Banking Corporation Ltd., The	SUNAC R Bull CBBC Oct 2018 D	0.2500	30.88 per 100 units	32.68 per 100 units	2018/10/08	100,000,000	2017/12/11
61867	Hongkong and Shanghai Banking Corporation Ltd., The	Sunny Optical R Bull CBBC Oct 2018 A	0.2500	126.88 per 100 units	129.88 per 100 units	2018/10/08	40,000,000	2017/12/11
61853	Hongkong and Shanghai Banking Corporation Ltd., The	Tencent R Bull CBBC Oct 2018 J	0.2500	385.88 per 100 units	388.68 per 100 units	2018/10/08	60,000,000	2017/12/11
61872	Hongkong and Shanghai Banking Corporation Ltd., The	Tencent R Bull CBBC Nov 2018 H	0.2500	380.08 per 100 units	382.88 per 100 units	2018/11/19	60,000,000	2017/12/11
62159	J.P. Morgan Structured Products B.V.	HSI R Bull CBBC Dec 2018 I	0.2500	29,158 per 10,000 units	29,258 per 10,000 units	2018/12/28	200,000,000	2017/12/11
62161	J.P. Morgan Structured Products B.V.	HSI R Bull CBBC Dec 2018 O	0.2500	28,950 per 10,000 units	29,100 per 10,000 units	2018/12/28	200,000,000	2017/12/11
62162	J.P. Morgan Structured Products B.V.	HSI R Bull CBBC Apr 2019 E	0.2500	28,750 per 10,000 units	28,900 per 10,000 units	2019/04/29	200,000,000	2017/12/11
62153	J.P. Morgan Structured Products B.V.	HSI R Bear CBBC May 2018 C	0.2500	29,348 per 10,000 units	29,248 per 10,000 units	2018/05/30	200,000,000	2017/12/11
62154	J.P. Morgan Structured Products B.V.	HSI R Bear CBBC May 2018 D	0.2500	29,250 per 10,000 units	29,100 per 10,000 units	2018/05/30	200,000,000	2017/12/11
62176	J.P. Morgan Structured Products B.V.	HSI R Bear CBBC May 2018 E	0.2500	29,348 per 10,000 units	29,248 per 10,000 units	2018/05/30	200,000,000	2017/12/11
62164	J.P. Morgan Structured Products B.V.	Tencent R Bull CBBC Mar 2018 T	0.2500	391.88 per 100 units	394.88 per 100 units	2018/03/16	50,000,000	2017/12/11
62182	J.P. Morgan Structured Products B.V.	Tencent R Bull CBBC Apr 2018 L	0.2500	382.88 per 100 units	385.88 per 100 units	2018/04/13	50,000,000	2017/12/11
62185	J.P. Morgan Structured Products B.V.	Tencent R Bull CBBC Apr 2018 M	0.2500	376.88 per 100 units	379.88 per 100 units	2018/04/13	50,000,000	2017/12/11
62190	J.P. Morgan Structured Products B.V.	Tencent R Bear CBBC Apr 2018 C	0.2500	397.88 per 100 units	394.08 per 100 units	2018/04/13	50,000,000	2017/12/11
61883	Macquarie Bank Ltd.	Tencent R Bull CBBC Jun 2018 N	0.7480	386.88 per 100 units	389.88 per 100 units	2018/06/29	13,400,000	2017/12/11
61891	Macquarie Bank Ltd.	Tencent R Bull CBBC Jun 2018 O	0.8350	376.88 per 100 units	379.88 per 100 units	2018/06/29	12,000,000	2017/12/11
61892	Macquarie Bank Ltd.	Tencent R Bear CBBC Jun 2018 S	0.9380	417.88 per 100 units	415.08 per 100 units	2018/06/29	10,700,000	2017/12/11
61894	SGA Societe Generale Acceptance N.V./SG Issuer	HKEX R Bull CBBC Oct 2018 F	0.2500	236.60 per 100 units	238.60 per 100 units	2018/10/30	50,000,000	2017/12/11
61897	SGA Societe Generale Acceptance N.V./SG Issuer	HKEX R Bull CBBC Dec 2018 B	0.2500	232.60 per 100 units	234.60 per 100 units	2018/12/28	50,000,000	2017/12/11
61899	SGA Societe Generale Acceptance N.V./SG Issuer	HSBC R Bull CBBC Nov 2018 F	0.2500	76.80 per 100 units	77.80 per 100 units	2018/11/29	100,000,000	2017/12/11
61979	SGA Societe Generale Acceptance N.V./SG Issuer	HSI R Bull CBBC Oct 2019 R	0.2500	28,758 per 12,000 units	28,858 per 12,000 units	2019/10/30	200,000,000	2017/12/11
61981	SGA Societe Generale Acceptance N.V./SG Issuer	HSI R Bull CBBC Oct 2019 S	0.2500	28,908 per 10,000 units	29,008 per 10,000 units	2019/10/30	200,000,000	2017/12/11
61985	SGA Societe Generale Acceptance N.V./SG Issuer	HSI R Bull CBBC Dec 2019 G	0.2500	29,008 per 10,000 units	29,108 per 10,000 units	2019/12/30	200,000,000	2017/12/11
61966	SGA Societe Generale Acceptance N.V./SG Issuer	HSI R Bear CBBC Apr 2018 B	0.2500	29,588 per 10,000 units	29,488 per 10,000 units	2018/04/27	200,000,000	2017/12/11
61968	SGA Societe Generale Acceptance N.V./SG Issuer	HSI R Bear CBBC Jul 2018 S	0.2500	29,438 per 12,000 units	29,338 per 12,000 units	2018/07/30	200,000,000	2017/12/11
61900	SGA Societe Generale Acceptance N.V./SG Issuer	Ping An R Bull CBBC Nov 2018 C	0.2500	74.20 per 100 units	74.80 per 100 units	2018/11/29	100,000,000	2017/12/11
61906	SGA Societe Generale Acceptance N.V./SG Issuer	Tencent R Bull CBBC Sep 2018 P	0.2500	391.80 per 100 units	394.60 per 100 units	2018/09/27	80,000,000	2017/12/11
62120	UBS AG	HSI R Bull CBBC Aug 2018 E	0.2500	29,000 per 10,000 units	29,100 per 10,000 units	2018/08/30	200,000,000	2017/12/11
62112	UBS AG	HSI R Bull CBBC Sep 2018 M	0.2500	29,181 per 10,000 units	29,281 per 10,000 units	2018/09/27	200,000,000	2017/12/11
62125	UBS AG	HSI R Bull CBBC Nov 2018 A	0.2500	28,800 per 10,000 units	28,950 per 10,000 units	2018/11/29	250,000,000	2017/12/11
62098	UBS AG	HSI R Bear CBBC Apr 2018 V	0.2500	29,250 per 10,000 units	29,100 per 10,000 units	2018/04/27	250,000,000	2017/12/11
62108	UBS AG	HSI R Bear CBBC Apr 2018 W	0.2500	29,400 per 10,000 units	29,250 per 10,000 units	2018/04/27	250,000,000	2017/12/11
62126	UBS AG	Tencent R Bull CBBC Mar 2018 E	0.2500	381.88 per 100 units	384.88 per 100 units	2018/03/14	40,000,000	2017/12/11
62140	UBS AG	Tencent R Bull CBBC Mar 2018 F	0.2500	376.38 per 100 units	379.38 per 100 units	2018/03/29	40,000,000	2017/12/11
62134	UBS AG	Tencent R Bull CBBC Mar 2018 G	0.2500	379 per 100 units	382 per 100 units	2018/03/21	40,000,000	2017/12/11
62283	BNP Paribas Issuance B.V.	HSCEI R Bull CBBC Aug 2018 I	0.2500	11,300 per 10,000 units	11,400 per 10,000 units	2018/08/30	100,000,000	2017/12/12
62286	BNP Paribas Issuance B.V.	HSI R Bear CBBC Apr 2018 E	0.2500	29,200 per 10,000 units	29,100 per 10,000 units	2018/04/27	250,000,000	2017/12/12

Newly listed callable bull/bear contracts (continued)

Code	Issuer	Name of issue	Issue prices (HK\$)	Strike price (HKD)/Strike level per 10 units	Call price (HKD)/Call level per 10 units	Expiry date	No. of issue (units)	Listing date
62344	BNP Paribas Issuance B.V.	HSI R Bear CBBC Apr 2018 F	0.2500	29,100 per 10,000 units	29,000 per 10,000 units	2018/04/27	250,000,000	2017/12/12
62349	BNP Paribas Issuance B.V.	HSI R Bear CBBC Apr 2018 G	0.2500	29,000 per 10,000 units	28,900 per 10,000 units	2018/04/27	250,000,000	2017/12/12
62274	BNP Paribas Issuance B.V.	Tencent R Bear CBBC Apr 2018 I	0.2500	393.50 per 100 units	391 per 100 units	2018/04/27	50,000,000	2017/12/12
62355	BNP Paribas Issuance B.V.	Tencent R Bear CBBC Apr 2018 Q	0.2500	385.50 per 100 units	383 per 100 units	2018/04/27	50,000,000	2017/12/12
62411	Credit Suisse AG	CSOP A50 ETF R Bull CBBC Apr 2018 I	0.2500	15.1800	15.2800	2018/04/19	50,000,000	2017/12/12
62370	Credit Suisse AG	HSI R Bull CBBC Nov 2018 W	0.2500	28,988 per 12,000 units	29,138 per 12,000 units	2018/11/29	200,000,000	2017/12/12
62375	Credit Suisse AG	HSI R Bull CBBC Nov 2018 X	0.2500	28,700 per 12,000 units	28,850 per 12,000 units	2018/11/29	200,000,000	2017/12/12
62412	Credit Suisse AG	HSI R Bull CBBC Nov 2018 Y	0.2500	28,218 per 12,000 units	28,368 per 12,000 units	2018/11/29	200,000,000	2017/12/12
62374	Credit Suisse AG	HSI R Bull CBBC Mar 2019 G	0.2500	28,800 per 10,000 units	29,000 per 10,000 units	2019/03/28	200,000,000	2017/12/12
62396	Credit Suisse AG	HSI R Bear CBBC Mar 2018 Q	0.2500	29,200 per 10,000 units	29,000 per 10,000 units	2018/03/28	200,000,000	2017/12/12
62393	Credit Suisse AG	HSI R Bear CBBC Apr 2018 T	0.2500	28,993 per 12,000 units	28,843 per 12,000 units	2018/04/27	200,000,000	2017/12/12
62408	Credit Suisse AG	HSI R Bear CBBC Apr 2018 U	0.2500	29,288 per 12,000 units	29,138 per 12,000 units	2018/04/27	200,000,000	2017/12/12
62381	Credit Suisse AG	Ping An R Bull CBBC Jun 2018 G	0.2500	74.08 per 100 units	74.68 per 100 units	2018/06/21	100,000,000	2017/12/12
62389	Credit Suisse AG	Tencent R Bull CBBC Apr 2018 Q	0.2500	374.08 per 100 units	377.08 per 100 units	2018/04/11	50,000,000	2017/12/12
62376	Credit Suisse AG	Tencent R Bear CBBC Apr 2018 T	0.2500	397.08 per 100 units	393.88 per 100 units	2018/04/11	50,000,000	2017/12/12
62501	The Bank of East Asia, Ltd.	HKEX R Bull CBBC Sep 2018 I	0.2500	229.08 per 100 units	231.08 per 100 units	2018/09/28	40,000,000	2017/12/12
62508	The Bank of East Asia, Ltd.	Ping An R Bear CBBC Sep 2018 A	0.2500	81.08 per 100 units	80.28 per 100 units	2018/09/28	40,000,000	2017/12/12
62483	The Bank of East Asia, Ltd.	Tencent R Bull CBBC Sep 2018 P	0.2500	375.28 per 100 units	378.08 per 100 units	2018/09/28	40,000,000	2017/12/12
62515	The Bank of East Asia, Ltd.	Tencent R Bull CBBC Sep 2018 Q	0.2500	371.48 per 100 units	374.28 per 100 units	2018/09/28	40,000,000	2017/12/12
62484	The Bank of East Asia, Ltd.	Tencent R Bear CBBC Sep 2018 E	0.4100	422.88 per 100 units	420.08 per 100 units	2018/09/28	25,000,000	2017/12/12
62489	The Bank of East Asia, Ltd.	Tencent R Bear CBBC Sep 2018 F	0.3400	412.88 per 100 units	410.08 per 100 units	2018/09/28	30,000,000	2017/12/12
62670	Goldman Sachs Structured Products (Asia) Ltd.	China Mobile R Bull CBBC Oct 2018C	0.2500	75.80 per 100 units	77 per 100 units	2018/10/15	120,000,000	2017/12/12
62672	Goldman Sachs Structured Products (Asia) Ltd.	China Mobile R Bull CBBC Oct 2018D	0.2500	73.80 per 100 units	75 per 100 units	2018/10/15	120,000,000	2017/12/12
62589	Goldman Sachs Structured Products (Asia) Ltd.	CSOP A50 ETF R Bull CBBC Apr 2018C	0.2500	15.5400	15.6400	2018/04/23	120,000,000	2017/12/12
62338	Goldman Sachs Structured Products (Asia) Ltd.	HKEX R Bull CBBC Oct 2018 M	0.2510	231.58 per 100 units	233.58 per 100 units	2018/10/15	120,000,000	2017/12/12
62590	Goldman Sachs Structured Products (Asia) Ltd.	HKEX R Bear CBBC Oct 2018 C	0.2510	240 per 100 units	238 per 100 units	2018/10/22	120,000,000	2017/12/12
62599	Goldman Sachs Structured Products (Asia) Ltd.	HKEX R Bear CBBC Oct 2018 D	0.2500	250 per 100 units	248 per 100 units	2018/10/22	120,000,000	2017/12/12
62526	Goldman Sachs Structured Products (Asia) Ltd.	HSI R Bull CBBC Sep 2019 U	0.2500	28,742 per 10,000 units	28,842 per 10,000 units	2019/09/27	200,000,000	2017/12/12
62548	Goldman Sachs Structured Products (Asia) Ltd.	HSI R Bear CBBC Mar 2018 D	0.2500	28,943 per 12,000 units	28,843 per 12,000 units	2018/03/28	200,000,000	2017/12/12
62556	Goldman Sachs Structured Products (Asia) Ltd.	HSI R Bear CBBC Mar 2018 I	0.2500	29,100 per 10,000 units	29,000 per 10,000 units	2018/03/28	200,000,000	2017/12/12
62586	Goldman Sachs Structured Products (Asia) Ltd.	Ping An R Bull CBBC Oct 2018 Z	0.2500	75.58 per 100 units	76.18 per 100 units	2018/10/22	120,000,000	2017/12/12
62272	Goldman Sachs Structured Products (Asia) Ltd.	Tencent R Bull CBBC Apr 2018 Q	0.2500	380 per 100 units	382 per 100 units	2018/04/20	120,000,000	2017/12/12
62561	Goldman Sachs Structured Products (Asia) Ltd.	Tencent R Bear CBBC Apr 2018 G	0.2510	382 per 100 units	380 per 100 units	2018/04/18	120,000,000	2017/12/12
62557	Goldman Sachs Structured Products (Asia) Ltd.	Tencent R Bear CBBC Apr 2018 I	0.2500	392 per 100 units	390 per 100 units	2018/04/18	120,000,000	2017/12/12
62287	Hongkong and Shanghai Banking Corporation Ltd., The	BOC HK R Bull CBBC Nov 2018 A	0.2500	37.38 per 100 units	37.78 per 100 units	2018/11/05	80,000,000	2017/12/12
62312	Hongkong and Shanghai Banking Corporation Ltd., The	Country Garden R Bull CBBC Nov 2018 B	0.2500	12.3800	12.7800	2018/11/19	40,000,000	2017/12/12
62298	Hongkong and Shanghai Banking Corporation Ltd., The	CNOOC R Bull CBBC Nov 2018 A	0.2500	10.3800	10.5800	2018/11/05	50,000,000	2017/12/12
62300	Hongkong and Shanghai Banking Corporation Ltd., The	HSI R Bull CBBC Aug 2018 T	0.2500	28,798 per 20,000 units	28,998 per 20,000 units	2018/08/30	150,000,000	2017/12/12
62301	Hongkong and Shanghai Banking Corporation Ltd., The	HSI R Bear CBBC Apr 2018 F	0.2500	29,238 per 15,000 units	29,088 per 15,000 units	2018/04/27	100,000,000	2017/12/12
62309	Hongkong and Shanghai Banking Corporation Ltd., The	Tencent R Bull CBBC Nov 2018 I	0.2500	377.08 per 100 units	379.88 per 100 units	2018/11/19	60,000,000	2017/12/12
62640	J.P. Morgan Structured Products B.V.	HSI R Bull CBBC Dec 2018 D	0.2500	28,758 per 10,000 units	28,858 per 10,000 units	2018/12/28	200,000,000	2017/12/12
62603	J.P. Morgan Structured Products B.V.	HSI R Bull CBBC Sep 2019 N	0.2500	28,958 per 10,000 units	29,058 per 10,000 units	2019/09/27	200,000,000	2017/12/12
62660	J.P. Morgan Structured Products B.V.	HSI R Bear CBBC May 2018 F	0.2500	28,943 per 10,000 units	28,843 per 10,000 units	2018/05/30	200,000,000	2017/12/12

Newly listed callable bull/bear contracts (continued)

Code	Issuer	Name of issue	Issue prices (HK\$)	Strike price (HKD)/Strike level per 10 units	Call price (HKD)/Call level per 10 units	Expiry date	No. of issue (units)	Listing date
62665	J.P. Morgan Structured Products B.V.	HSI R Bear CBBC May 2018 G	0.2500	29,150 per 10,000 units	29,000 per 10,000 units	2018/05/30	200,000,000	2017/12/12
62638	J.P. Morgan Structured Products B.V.	Tencent R Bull CBBC Apr 2018 N	0.2500	379.88 per 100 units	382.88 per 100 units	2018/04/13	50,000,000	2017/12/12
62641	J.P. Morgan Structured Products B.V.	Tencent R Bull CBBC Apr 2018 O	0.2500	373.88 per 100 units	376.88 per 100 units	2018/04/13	50,000,000	2017/12/12
62658	J.P. Morgan Structured Products B.V.	Tencent R Bull CBBC May 2018 A	0.3000	359.38 per 100 units	362.38 per 100 units	2018/05/11	50,000,000	2017/12/12
62646	J.P. Morgan Structured Products B.V.	Tencent R Bear CBBC Apr 2018 A	0.2500	379.88 per 100 units	376.08 per 100 units	2018/04/13	50,000,000	2017/12/12
62647	J.P. Morgan Structured Products B.V.	Tencent R Bear CBBC Apr 2018 D	0.2500	385.88 per 100 units	382.08 per 100 units	2018/04/20	50,000,000	2017/12/12
62653	J.P. Morgan Structured Products B.V.	Tencent R Bear CBBC Jun 2018 I	0.2500	391.88 per 100 units	388.08 per 100 units	2018/06/08	50,000,000	2017/12/12
62415	Macquarie Bank Ltd.	Tencent R Bear CBBC Jun 2018 T	0.7720	392.88 per 100 units	390.08 per 100 units	2018/06/29	13,000,000	2017/12/12
62318	SGA Societe Generale Acceptance N.V./SG Issuer	CSOP A50 ETF R Bull CBBC Sep 2018 D	0.2500	15.2600	15.3600	2018/09/27	40,000,000	2017/12/12
62326	SGA Societe Generale Acceptance N.V./SG Issuer	Galaxy Ent R Bull CBBC Nov 2018 A	0.2500	55.55 per 100 units	56.35 per 100 units	2018/11/13	80,000,000	2017/12/12
62466	SGA Societe Generale Acceptance N.V./SG Issuer	HSI R Bull CBBC Oct 2019 T	0.2500	28,708 per 10,000 units	28,808 per 10,000 units	2019/10/30	200,000,000	2017/12/12
62481	SGA Societe Generale Acceptance N.V./SG Issuer	HSI R Bull CBBC Nov 2019 U	0.2500	28,608 per 12,000 units	28,708 per 12,000 units	2019/11/28	200,000,000	2017/12/12
62450	SGA Societe Generale Acceptance N.V./SG Issuer	HSI R Bear CBBC Apr 2018 C	0.2500	28,988 per 10,000 units	28,888 per 10,000 units	2018/04/27	200,000,000	2017/12/12
62451	SGA Societe Generale Acceptance N.V./SG Issuer	HSI R Bear CBBC Jul 2018 T	0.2500	29,088 per 12,000 units	28,988 per 12,000 units	2018/07/30	200,000,000	2017/12/12
62459	SGA Societe Generale Acceptance N.V./SG Issuer	HSI R Bear CBBC Jul 2018 U	0.2500	29,238 per 12,000 units	29,138 per 12,000 units	2018/07/30	200,000,000	2017/12/12
62314	SGA Societe Generale Acceptance N.V./SG Issuer	Ping An R Bull CBBC Dec 2018 D	0.2500	68.90 per 100 units	69.50 per 100 units	2018/12/19	100,000,000	2017/12/12
62253	SGA Societe Generale Acceptance N.V./SG Issuer	Tencent R Bull CBBC Sep 2018 Q	0.2500	379.40 per 100 units	382.20 per 100 units	2018/09/20	80,000,000	2017/12/12
62421	UBS AG	CSOP A50 ETF R Bull CBBC Apr 2018 C	0.2500	14.9800	15.0800	2018/04/09	40,000,000	2017/12/12
62425	UBS AG	CSOP A50 ETF R Bull CBBC Jun 2018 A	0.2500	14.4000	14.5000	2018/06/04	40,000,000	2017/12/12
62416	UBS AG	HSI R Bull CBBC Dec 2018 H	0.2500	28,900 per 10,000 units	29,050 per 10,000 units	2018/12/28	250,000,000	2017/12/12
62417	UBS AG	HSI R Bull CBBC Apr 2019 Y	0.2500	28,800 per 10,000 units	28,900 per 10,000 units	2019/04/29	200,000,000	2017/12/12
62435	UBS AG	HSI R Bear CBBC Apr 2018 X	0.2500	28,943 per 10,000 units	28,843 per 10,000 units	2018/04/27	200,000,000	2017/12/12
62437	UBS AG	HSI R Bear CBBC Apr 2018 Y	0.2500	29,100 per 10,000 units	29,000 per 10,000 units	2018/04/27	200,000,000	2017/12/12
62449	UBS AG	HSI R Bear CBBC May 2018 F	0.2500	29,500 per 10,000 units	29,350 per 10,000 units	2018/05/30	250,000,000	2017/12/12
62418	UBS AG	Ping An R Bull CBBC Apr 2018 F	0.2500	75.38 per 100 units	75.98 per 100 units	2018/04/30	50,000,000	2017/12/12
62419	UBS AG	Ping An R Bull CBBC Apr 2018 G	0.2500	73.38 per 100 units	73.98 per 100 units	2018/04/23	50,000,000	2017/12/12
62426	UBS AG	Tencent R Bull CBBC May 2018 E	0.2500	373.38 per 100 units	376.38 per 100 units	2018/05/10	40,000,000	2017/12/12
62432	UBS AG	Tencent R Bear CBBC Apr 2018 O	0.2500	383.18 per 100 units	380.18 per 100 units	2018/04/13	40,000,000	2017/12/12
62427	UBS AG	Tencent R Bear CBBC Jun 2018 C	0.2500	393.18 per 100 units	390.18 per 100 units	2018/06/25	40,000,000	2017/12/12
62674	BNP Paribas Issuance B.V.	HSI R Bull CBBC Sep 2019 K	0.2500	28,500 per 10,000 units	28,600 per 10,000 units	2019/09/27	250,000,000	2017/12/13
62683	BNP Paribas Issuance B.V.	HSI R Bull CBBC Sep 2019 L	0.2500	28,700 per 10,000 units	28,800 per 10,000 units	2019/09/27	250,000,000	2017/12/13
62700	BNP Paribas Issuance B.V.	HSI R Bull CBBC Sep 2019 M	0.2500	28,600 per 10,000 units	28,700 per 10,000 units	2019/09/27	250,000,000	2017/12/13
62716	BNP Paribas Issuance B.V.	HSI R Bull CBBC Sep 2019 N	0.2500	28,400 per 10,000 units	28,500 per 10,000 units	2019/09/27	250,000,000	2017/12/13
62722	BNP Paribas Issuance B.V.	HSI R Bull CBBC Sep 2019 O	0.2500	28,300 per 10,000 units	28,400 per 10,000 units	2019/09/27	250,000,000	2017/12/13
62952	BNP Paribas Issuance B.V.	HSI R Bull CBBC Sep 2019 P	0.2500	28,200 per 10,000 units	28,300 per 10,000 units	2019/09/27	250,000,000	2017/12/13
63068	BNP Paribas Issuance B.V.	HSI R Bear CBBC May 2018 A	0.2500	28,900 per 10,000 units	28,800 per 10,000 units	2018/05/30	250,000,000	2017/12/13
63076	BNP Paribas Issuance B.V.	HSI R Bear CBBC May 2018 B	0.2500	28,800 per 10,000 units	28,700 per 10,000 units	2018/05/30	250,000,000	2017/12/13
63078	BNP Paribas Issuance B.V.	HSI R Bear CBBC May 2018 C	0.2500	28,700 per 10,000 units	28,600 per 10,000 units	2018/05/30	250,000,000	2017/12/13
63080	BNP Paribas Issuance B.V.	HSI R Bear CBBC May 2018 D	0.2500	28,600 per 10,000 units	28,500 per 10,000 units	2018/05/30	250,000,000	2017/12/13
63081	BNP Paribas Issuance B.V.	HSI R Bear CBBC May 2018 E	0.2500	28,500 per 10,000 units	28,400 per 10,000 units	2018/05/30	250,000,000	2017/12/13
63083	BNP Paribas Issuance B.V.	HSI R Bear CBBC May 2018 F	0.2500	28,400 per 10,000 units	28,300 per 10,000 units	2018/05/30	250,000,000	2017/12/13
62818	BNP Paribas Issuance B.V.	Tencent R Bear CBBC Apr 2018 A	0.2500	377.50 per 100 units	375 per 100 units	2018/04/27	50,000,000	2017/12/13
63156	Credit Suisse AG	AIA R Bear CBBC Apr 2018 B	0.2500	67.18 per 100 units	66.58 per 100 units	2018/04/12	50,000,000	2017/12/13

Newly listed callable bull/bear contracts (continued)

Code	Issuer	Name of issue	Issue prices (HK\$)	Strike price (HKD)/Strike level per 10 units	Call price (HKD)/Call level per 10 units	Expiry date	No. of issue (units)	Listing date
63197	Credit Suisse AG	BYD Company R Bull CBBC May 2018 E	0.2500	59.78 per 100 units	62.28 per 100 units	2018/05/17	50,000,000	2017/12/13
63212	Credit Suisse AG	BYD Company R Bull CBBC May 2018 F	0.2500	57.38 per 100 units	59.88 per 100 units	2018/05/11	50,000,000	2017/12/13
63168	Credit Suisse AG	Geely Auto R Bear CBBC Nov 2018 B	0.2500	28.88 per 100 units	28.28 per 100 units	2018/11/09	100,000,000	2017/12/13
63155	Credit Suisse AG	HKEX R Bear CBBC Mar 2018 M	0.2500	237.28 per 100 units	235.28 per 100 units	2018/03/29	50,000,000	2017/12/13
63227	Credit Suisse AG	HSCEI R Bear CBBC Mar 2018 B	0.2500	11,788 per 10,000 units	11,688 per 10,000 units	2018/03/28	100,000,000	2017/12/13
63231	Credit Suisse AG	HSCEI R Bear CBBC Mar 2018 C	0.2500	11,478 per 10,000 units	11,378 per 10,000 units	2018/03/28	100,000,000	2017/12/13
63242	Credit Suisse AG	HSI R Bull CBBC Dec 2018 M	0.2500	28,500 per 12,000 units	28,650 per 12,000 units	2018/12/28	200,000,000	2017/12/13
63265	Credit Suisse AG	HSI R Bull CBBC Dec 2018 N	0.2500	28,000 per 12,000 units	28,150 per 12,000 units	2018/12/28	200,000,000	2017/12/13
63232	Credit Suisse AG	HSI R Bull CBBC Mar 2019 H	0.2500	28,600 per 10,000 units	28,800 per 10,000 units	2019/03/28	200,000,000	2017/12/13
63250	Credit Suisse AG	HSI R Bull CBBC Mar 2019 I	0.2500	28,300 per 10,000 units	28,500 per 10,000 units	2019/03/28	200,000,000	2017/12/13
63254	Credit Suisse AG	HSI R Bull CBBC Mar 2019 J	0.2500	28,100 per 10,000 units	28,300 per 10,000 units	2019/03/28	200,000,000	2017/12/13
63218	Credit Suisse AG	HSI R Bear CBBC Mar 2018 R	0.2500	28,700 per 10,000 units	28,500 per 10,000 units	2018/03/28	200,000,000	2017/12/13
63220	Credit Suisse AG	HSI R Bear CBBC Mar 2018 S	0.2500	29,000 per 10,000 units	28,800 per 10,000 units	2018/03/28	200,000,000	2017/12/13
63215	Credit Suisse AG	HSI R Bear CBBC May 2018 C	0.2500	28,375 per 12,000 units	28,225 per 12,000 units	2018/05/30	200,000,000	2017/12/13
63216	Credit Suisse AG	HSI R Bear CBBC May 2018 D	0.2500	28,500 per 12,000 units	28,350 per 12,000 units	2018/05/30	200,000,000	2017/12/13
63219	Credit Suisse AG	HSI R Bear CBBC May 2018 E	0.2500	28,800 per 12,000 units	28,650 per 12,000 units	2018/05/30	200,000,000	2017/12/13
63177	Credit Suisse AG	Ping An R Bull CBBC Jun 2018 H	0.2500	72.68 per 100 units	73.28 per 100 units	2018/06/14	100,000,000	2017/12/13
63185	Credit Suisse AG	Ping An R Bear CBBC May 2018 H	0.2500	78.78 per 100 units	78.08 per 100 units	2018/05/16	50,000,000	2017/12/13
63147	Credit Suisse AG	Tencent R Bull CBBC Apr 2018 R	0.2500	365.18 per 100 units	368.18 per 100 units	2018/04/18	50,000,000	2017/12/13
63251	Credit Suisse AG	Tencent R Bull CBBC Apr 2018 S	0.2500	370.98 per 100 units	373.98 per 100 units	2018/04/19	50,000,000	2017/12/13
63150	Credit Suisse AG	Tencent R Bull CBBC Jun 2018 A	0.2800	347.58 per 100 units	350.58 per 100 units	2018/06/13	50,000,000	2017/12/13
63152	Credit Suisse AG	Tencent R Bear CBBC Jun 2018 I	0.2500	382.98 per 100 units	379.78 per 100 units	2018/06/15	50,000,000	2017/12/13
62793	Goldman Sachs Structured Products (Asia) Ltd.	China Life R Bull CBBC May 2018 G	0.2540	24.8000	25.2000	2018/05/31	120,000,000	2017/12/13
62977	Goldman Sachs Structured Products (Asia) Ltd.	HKEX R Bull CBBC Sep 2018 A	0.2520	221 per 100 units	223 per 100 units	2018/09/17	120,000,000	2017/12/13
62792	Goldman Sachs Structured Products (Asia) Ltd.	HKEX R Bull CBBC Oct 2018 N	0.2530	226.78 per 100 units	228.78 per 100 units	2018/10/22	120,000,000	2017/12/13
62979	Goldman Sachs Structured Products (Asia) Ltd.	HKEX R Bull CBBC Oct 2018 O	0.2510	223 per 100 units	225 per 100 units	2018/10/22	120,000,000	2017/12/13
63302	Goldman Sachs Structured Products (Asia) Ltd.	HKEX R Bear CBBC Oct 2018 E	0.2530	230 per 100 units	228 per 100 units	2018/10/22	120,000,000	2017/12/13
62790	Goldman Sachs Structured Products (Asia) Ltd.	HSBC R Bull CBBC Sep 2018 O	0.2590	75.58 per 100 units	76.18 per 100 units	2018/09/17	120,000,000	2017/12/13
63300	Goldman Sachs Structured Products (Asia) Ltd.	HSBC R Bear CBBC Aug 2018 A	0.2550	77.50 per 100 units	77 per 100 units	2018/08/30	120,000,000	2017/12/13
62801	Goldman Sachs Structured Products (Asia) Ltd.	HSI R Bull CBBC Aug 2019 Q	0.2540	28,550 per 10,000 units	28,650 per 10,000 units	2019/08/29	200,000,000	2017/12/13
62989	Goldman Sachs Structured Products (Asia) Ltd.	HSI R Bull CBBC Aug 2019 R	0.2510	28,150 per 10,000 units	28,250 per 10,000 units	2019/08/29	200,000,000	2017/12/13
62799	Goldman Sachs Structured Products (Asia) Ltd.	HSI R Bull CBBC Sep 2019 V	0.2520	28,700 per 10,000 units	28,800 per 10,000 units	2019/09/27	200,000,000	2017/12/13
62805	Goldman Sachs Structured Products (Asia) Ltd.	HSI R Bull CBBC Sep 2019 W	0.2520	28,400 per 10,000 units	28,500 per 10,000 units	2019/09/27	200,000,000	2017/12/13
62980	Goldman Sachs Structured Products (Asia) Ltd.	HSI R Bull CBBC Sep 2019 X	0.2500	28,300 per 10,000 units	28,400 per 10,000 units	2019/09/27	200,000,000	2017/12/13
63008	Goldman Sachs Structured Products (Asia) Ltd.	HSI R Bear CBBC Mar 2018 E	0.2550	28,700 per 10,000 units	28,600 per 10,000 units	2018/03/28	200,000,000	2017/12/13
63010	Goldman Sachs Structured Products (Asia) Ltd.	HSI R Bear CBBC Mar 2018 H	0.2530	28,800 per 10,000 units	28,700 per 10,000 units	2018/03/28	200,000,000	2017/12/13
63014	Goldman Sachs Structured Products (Asia) Ltd.	HSI R Bear CBBC Mar 2018 K	0.2540	29,000 per 10,000 units	28,900 per 10,000 units	2018/03/28	200,000,000	2017/12/13
63002	Goldman Sachs Structured Products (Asia) Ltd.	HSI R Bear CBBC Mar 2018 W	0.2500	28,325 per 10,000 units	28,225 per 10,000 units	2018/03/28	200,000,000	2017/12/13
63004	Goldman Sachs Structured Products (Asia) Ltd.	HSI R Bear CBBC Mar 2018 Z	0.2520	28,500 per 10,000 units	28,400 per 10,000 units	2018/03/28	200,000,000	2017/12/13
62999	Goldman Sachs Structured Products (Asia) Ltd.	Ping An R Bull CBBC Oct 2018 K	0.2530	73 per 100 units	74 per 100 units	2018/10/18	120,000,000	2017/12/13
62777	Goldman Sachs Structured Products (Asia) Ltd.	Tencent R Bull CBBC Apr 2018 R	0.2500	372 per 100 units	374 per 100 units	2018/04/18	120,000,000	2017/12/13
62788	Goldman Sachs Structured Products (Asia) Ltd.	Tencent R Bull CBBC Apr 2018 S	0.2540	370 per 100 units	372 per 100 units	2018/04/18	120,000,000	2017/12/13
62962	Goldman Sachs Structured Products (Asia) Ltd.	Tencent R Bull CBBC Apr 2018 T	0.2520	369.88 per 100 units	371.88 per 100 units	2018/04/10	120,000,000	2017/12/13

Newly listed callable bull/bear contracts (continued)

Code	Issuer	Name of issue	Issue prices (HK\$)	Strike price (HKD)/Strike level per 10 units	Call price (HKD)/Call level per 10 units	Expiry date	No. of issue (units)	Listing date
62965	Goldman Sachs Structured Products (Asia) Ltd.	Tencent R Bull CBBC Apr 2018 U	0.2500	368 per 100 units	370 per 100 units	2018/04/10	120,000,000	2017/12/13
63298	Goldman Sachs Structured Products (Asia) Ltd.	Tencent R Bear CBBC Apr 2018 D	0.2510	377 per 100 units	375 per 100 units	2018/04/16	120,000,000	2017/12/13
63297	Goldman Sachs Structured Products (Asia) Ltd.	Tencent R Bear CBBC Apr 2018 K	0.2500	372 per 100 units	370 per 100 units	2018/04/16	120,000,000	2017/12/13
62875	Hongkong and Shanghai Banking Corporation Ltd., The	BYD Company R Bull CBBC Nov 2018 B	0.2500	49.18 per 100 units	51.68 per 100 units	2018/11/26	50,000,000	2017/12/13
62844	Hongkong and Shanghai Banking Corporation Ltd., The	Geely Auto R Bear CBBC Sep 2018 F	0.3500	28.4800	27.8800	2018/09/10	40,000,000	2017/12/13
62874	Hongkong and Shanghai Banking Corporation Ltd., The	HKEX R Bear CBBC Jul 2018 I	0.2500	237.26 per 100 units	234.88 per 100 units	2018/07/16	40,000,000	2017/12/13
62838	Hongkong and Shanghai Banking Corporation Ltd., The	HSCEI R Bull CBBC Nov 2018 A	0.2500	9,538 per 10,000 units	9,638 per 10,000 units	2018/11/29	60,000,000	2017/12/13
62831	Hongkong and Shanghai Banking Corporation Ltd., The	HSCEI R Bear CBBC Apr 2018 G	0.2500	11,688 per 10,000 units	11,588 per 10,000 units	2018/04/27	50,000,000	2017/12/13
62828	Hongkong and Shanghai Banking Corporation Ltd., The	HSI R Bull CBBC Aug 2018 U	0.2500	28,198 per 20,000 units	28,398 per 20,000 units	2018/08/30	150,000,000	2017/12/13
62995	Hongkong and Shanghai Banking Corporation Ltd., The	HSI R Bear CBBC Apr 2018 I	0.2500	28,888 per 20,000 units	28,688 per 20,000 units	2018/04/27	150,000,000	2017/12/13
62992	Hongkong and Shanghai Banking Corporation Ltd., The	HSI R Bear CBBC Apr 2018 X	0.2500	28,438 per 15,000 units	28,288 per 15,000 units	2018/04/27	100,000,000	2017/12/13
62872	Hongkong and Shanghai Banking Corporation Ltd., The	Tencent R Bull CBBC Sep 2018 L	0.2500	369.18 per 100 units	371.98 per 100 units	2018/09/03	60,000,000	2017/12/13
62849	Hongkong and Shanghai Banking Corporation Ltd., The	Tencent R Bear CBBC Sep 2018 H	0.3500	393.69 per 100 units	390.89 per 100 units	2018/09/03	50,000,000	2017/12/13
63337	J.P. Morgan Structured Products B.V.	BYD Company R Bull CBBC Apr 2018 D	0.2500	54.88 per 100 units	56.88 per 100 units	2018/04/13	80,000,000	2017/12/13
63109	J.P. Morgan Structured Products B.V.	China Life R Bull CBBC Dec 2018 E	0.2500	19.78 per 100 units	20.28 per 100 units	2018/12/14	300,000,000	2017/12/13
63311	J.P. Morgan Structured Products B.V.	Geely Auto R Bull CBBC Jan 2019 A	0.2500	18.08 per 100 units	18.68 per 100 units	2019/01/18	300,000,000	2017/12/13
63110	J.P. Morgan Structured Products B.V.	HKEX R Bull CBBC Mar 2018 I	0.2500	224.88 per 100 units	226.88 per 100 units	2018/03/16	40,000,000	2017/12/13
63142	J.P. Morgan Structured Products B.V.	HKEX R Bull CBBC Apr 2018 F	0.2500	218.88 per 100 units	220.88 per 100 units	2018/04/13	40,000,000	2017/12/13
63307	J.P. Morgan Structured Products B.V.	HKEX R Bear CBBC Mar 2018 C	0.2500	242.88 per 100 units	240.08 per 100 units	2018/03/16	40,000,000	2017/12/13
63266	J.P. Morgan Structured Products B.V.	HSCEI R Bear CBBC Apr 2018 I	0.2500	11,600 per 10,000 units	11,500 per 10,000 units	2018/04/27	100,000,000	2017/12/13
63122	J.P. Morgan Structured Products B.V.	HSI R Bull CBBC Dec 2018 Q	0.2500	28,558 per 10,000 units	28,658 per 10,000 units	2018/12/28	200,000,000	2017/12/13
63125	J.P. Morgan Structured Products B.V.	HSI R Bull CBBC Apr 2019 F	0.2500	28,350 per 10,000 units	28,500 per 10,000 units	2019/04/29	200,000,000	2017/12/13
63117	J.P. Morgan Structured Products B.V.	HSI R Bull CBBC Sep 2019 O	0.2500	28,650 per 10,000 units	28,800 per 10,000 units	2019/09/27	200,000,000	2017/12/13
63128	J.P. Morgan Structured Products B.V.	HSI R Bull CBBC Sep 2019 P	0.2500	28,258 per 10,000 units	28,358 per 10,000 units	2019/09/27	200,000,000	2017/12/13
63324	J.P. Morgan Structured Products B.V.	HSI R Bear CBBC May 2018 H	0.2500	28,325 per 10,000 units	28,225 per 10,000 units	2018/05/30	200,000,000	2017/12/13
63326	J.P. Morgan Structured Products B.V.	HSI R Bear CBBC May 2018 I	0.2500	28,448 per 10,000 units	28,348 per 10,000 units	2018/05/30	200,000,000	2017/12/13
63327	J.P. Morgan Structured Products B.V.	HSI R Bear CBBC May 2018 J	0.2500	28,650 per 10,000 units	28,500 per 10,000 units	2018/05/30	200,000,000	2017/12/13
63329	J.P. Morgan Structured Products B.V.	HSI R Bear CBBC May 2018 K	0.2500	28,748 per 10,000 units	28,648 per 10,000 units	2018/05/30	200,000,000	2017/12/13
63331	J.P. Morgan Structured Products B.V.	HSI R Bear CBBC May 2018 L	0.2500	28,950 per 10,000 units	28,800 per 10,000 units	2018/05/30	200,000,000	2017/12/13
63332	J.P. Morgan Structured Products B.V.	HSI R Bear CBBC May 2018 M	0.2500	29,048 per 10,000 units	28,948 per 10,000 units	2018/05/30	200,000,000	2017/12/13
63112	J.P. Morgan Structured Products B.V.	Tencent R Bull CBBC Apr 2018 P	0.2500	370.88 per 100 units	373.88 per 100 units	2018/04/13	50,000,000	2017/12/13
63138	J.P. Morgan Structured Products B.V.	Tencent R Bull CBBC Apr 2018 Q	0.2500	364.88 per 100 units	367.88 per 100 units	2018/04/13	50,000,000	2017/12/13
63304	J.P. Morgan Structured Products B.V.	Tencent R Bear CBBC Mar 2018 A	0.2500	369.88 per 100 units	366.08 per 100 units	2018/03/16	50,000,000	2017/12/13
63305	J.P. Morgan Structured Products B.V.	Tencent R Bear CBBC Apr 2018 B	0.2500	375.88 per 100 units	372.08 per 100 units	2018/04/13	50,000,000	2017/12/13
62957	Macquarie Bank Ltd.	HSI R Bear CBBC Jun 2018 R	0.2500	30,100 per 10,000 units	30,000 per 10,000 units	2018/06/28	40,000,000	2017/12/13
62960	Macquarie Bank Ltd.	HSI R Bear CBBC Jun 2018 S	0.2500	29,900 per 10,000 units	29,800 per 10,000 units	2018/06/28	40,000,000	2017/12/13
62961	Macquarie Bank Ltd.	HSI R Bear CBBC Jun 2018 T	0.2500	29,700 per 10,000 units	29,600 per 10,000 units	2018/06/28	40,000,000	2017/12/13
62934	Macquarie Bank Ltd.	Tencent R Bull CBBC Jul 2018 A	0.7730	366.88 per 100 units	369.88 per 100 units	2018/07/31	13,000,000	2017/12/13
62945	Macquarie Bank Ltd.	Tencent R Bear CBBC Jul 2018 A	0.8610	382.88 per 100 units	380.08 per 100 units	2018/07/31	12,000,000	2017/12/13
62951	Macquarie Bank Ltd.	Tencent R Bear CBBC Jul 2018 B	1.0390	397.88 per 100 units	395.08 per 100 units	2018/07/31	10,000,000	2017/12/13
62909	SGA Societe Generale Acceptance N.V./SG Issuer	CC Bank R Bull CBBC Aug 2018 M	0.2500	6.5200	6.6200	2018/08/13	100,000,000	2017/12/13
62922	SGA Societe Generale Acceptance N.V./SG Issuer	China Life R Bull CBBC Aug 2018 B	0.2500	23.9000	24.3000	2018/08/08	40,000,000	2017/12/13
62923	SGA Societe Generale Acceptance N.V./SG Issuer	China Life R Bear CBBC Nov 2018 A	0.2600	27.0500	26.6500	2018/11/30	40,000,000	2017/12/13

Newly listed callable bull/bear contracts (continued)

Code	Issuer	Name of issue	Issue prices (HK\$)	Strike price (HKD)/Strike level per 10 units	Call price (HKD)/Call level per 10 units	Expiry date	No. of issue (units)	Listing date
62725	SGA Societe Generale Acceptance N.V./SG Issuer	HSI R Bull CBBC Sep 2019 F	0.2500	28,508 per 10,000 units	28,608 per 10,000 units	2019/09/27	200,000,000	2017/12/13
62954	SGA Societe Generale Acceptance N.V./SG Issuer	HSI R Bull CBBC Sep 2019 G	0.2500	28,358 per 12,000 units	28,458 per 12,000 units	2019/09/27	200,000,000	2017/12/13
62727	SGA Societe Generale Acceptance N.V./SG Issuer	HSI R Bull CBBC Oct 2019 U	0.2500	28,658 per 12,000 units	28,758 per 12,000 units	2019/10/30	200,000,000	2017/12/13
63291	SGA Societe Generale Acceptance N.V./SG Issuer	HSI R Bull CBBC Oct 2019 V	0.2500	28,108 per 12,000 units	28,208 per 12,000 units	2019/10/30	200,000,000	2017/12/13
63294	SGA Societe Generale Acceptance N.V./SG Issuer	HSI R Bull CBBC Nov 2019 V	0.2500	27,900 per 20,000 units	28,000 per 20,000 units	2019/11/28	200,000,000	2017/12/13
63296	SGA Societe Generale Acceptance N.V./SG Issuer	HSI R Bull CBBC Nov 2019 W	0.2500	28,058 per 10,000 units	28,158 per 10,000 units	2019/11/28	200,000,000	2017/12/13
63269	SGA Societe Generale Acceptance N.V./SG Issuer	HSI R Bear CBBC Mar 2018 C	0.2500	28,338 per 12,000 units	28,238 per 12,000 units	2018/03/28	200,000,000	2017/12/13
63270	SGA Societe Generale Acceptance N.V./SG Issuer	HSI R Bear CBBC Mar 2018 K	0.2500	28,688 per 10,000 units	28,588 per 10,000 units	2018/03/28	200,000,000	2017/12/13
63272	SGA Societe Generale Acceptance N.V./SG Issuer	HSI R Bear CBBC Mar 2018 O	0.2500	28,888 per 12,000 units	28,788 per 12,000 units	2018/03/28	200,000,000	2017/12/13
63275	SGA Societe Generale Acceptance N.V./SG Issuer	HSI R Bear CBBC Mar 2018 Q	0.2500	29,038 per 10,000 units	28,938 per 10,000 units	2018/03/28	200,000,000	2017/12/13
63281	SGA Societe Generale Acceptance N.V./SG Issuer	HSI R Bear CBBC Apr 2018 D	0.2500	28,388 per 10,000 units	28,288 per 10,000 units	2018/04/27	200,000,000	2017/12/13
63282	SGA Societe Generale Acceptance N.V./SG Issuer	HSI R Bear CBBC Apr 2018 E	0.2500	28,788 per 10,000 units	28,688 per 10,000 units	2018/04/27	200,000,000	2017/12/13
63283	SGA Societe Generale Acceptance N.V./SG Issuer	HSI R Bear CBBC Apr 2018 F	0.2500	29,138 per 12,000 units	29,038 per 12,000 units	2018/04/27	200,000,000	2017/12/13
63285	SGA Societe Generale Acceptance N.V./SG Issuer	HSI R Bear CBBC Jul 2018 V	0.2500	28,538 per 12,000 units	28,438 per 12,000 units	2018/07/30	200,000,000	2017/12/13
62927	SGA Societe Generale Acceptance N.V./SG Issuer	Ping An R Bull CBBC Nov 2018 D	0.2500	72.05 per 100 units	72.65 per 100 units	2018/11/26	100,000,000	2017/12/13
62750	SGA Societe Generale Acceptance N.V./SG Issuer	Ping An R Bull CBBC Dec 2018 E	0.2500	73.55 per 100 units	74.15 per 100 units	2018/12/28	100,000,000	2017/12/13
62752	SGA Societe Generale Acceptance N.V./SG Issuer	Tencent R Bull CBBC Jun 2018 S	0.2500	373 per 100 units	375.80 per 100 units	2018/06/25	80,000,000	2017/12/13
62767	SGA Societe Generale Acceptance N.V./SG Issuer	Tencent R Bull CBBC Sep 2018 R	0.2500	369.20 per 100 units	372 per 100 units	2018/09/14	80,000,000	2017/12/13
62929	SGA Societe Generale Acceptance N.V./SG Issuer	Tencent R Bull CBBC Nov 2018 G	0.2500	365.20 per 100 units	368 per 100 units	2018/11/14	80,000,000	2017/12/13
62773	SGA Societe Generale Acceptance N.V./SG Issuer	Tencent R Bull CBBC Dec 2018 B	0.2900	349.20 per 100 units	352 per 100 units	2018/12/18	80,000,000	2017/12/13
62754	SGA Societe Generale Acceptance N.V./SG Issuer	Tencent R Bear CBBC Jun 2018 H	0.2500	397.80 per 100 units	395 per 100 units	2018/06/28	80,000,000	2017/12/13
63021	UBS AG	HSI R Bull CBBC Nov 2018 B	0.2500	28,600 per 10,000 units	28,700 per 10,000 units	2018/11/29	200,000,000	2017/12/13
63029	UBS AG	HSI R Bull CBBC Dec 2018 L	0.2500	28,400 per 10,000 units	28,550 per 10,000 units	2018/12/28	250,000,000	2017/12/13
63044	UBS AG	HSI R Bull CBBC Dec 2018 M	0.2500	28,100 per 10,000 units	28,250 per 10,000 units	2018/12/28	250,000,000	2017/12/13
63057	UBS AG	HSI R Bull CBBC Dec 2018 N	0.2500	26,750 per 10,000 units	26,900 per 10,000 units	2018/12/28	250,000,000	2017/12/13
63064	UBS AG	HSI R Bull CBBC Dec 2018 P	0.2500	26,050 per 10,000 units	26,200 per 10,000 units	2018/12/28	250,000,000	2017/12/13
63065	UBS AG	HSI R Bull CBBC Apr 2019 A	0.2600	25,900 per 10,000 units	26,000 per 10,000 units	2019/04/29	200,000,000	2017/12/13
63058	UBS AG	HSI R Bull CBBC Apr 2019 Z	0.2500	26,450 per 10,000 units	26,600 per 10,000 units	2019/04/29	250,000,000	2017/12/13
63018	UBS AG	HSI R Bull CBBC Aug 2019 I	0.2500	28,692 per 10,000 units	28,842 per 10,000 units	2019/08/29	250,000,000	2017/12/13
63035	UBS AG	HSI R Bull CBBC Aug 2019 J	0.2500	28,300 per 10,000 units	28,400 per 10,000 units	2019/08/29	200,000,000	2017/12/13
63049	UBS AG	HSI R Bull CBBC Aug 2019 K	0.2500	27,598 per 10,000 units	27,698 per 10,000 units	2019/08/29	200,000,000	2017/12/13
63045	UBS AG	HSI R Bull CBBC Sep 2019 F	0.2500	28,008 per 10,000 units	28,108 per 10,000 units	2019/09/27	200,000,000	2017/12/13
63055	UBS AG	HSI R Bull CBBC Sep 2019 G	0.2500	27,208 per 10,000 units	27,308 per 10,000 units	2019/09/27	200,000,000	2017/12/13
63091	UBS AG	HSI R Bear CBBC Apr 2018 P	0.2500	28,550 per 10,000 units	28,400 per 10,000 units	2018/04/27	250,000,000	2017/12/13
63090	UBS AG	HSI R Bear CBBC Apr 2018 Z	0.2500	28,325 per 10,000 units	28,225 per 10,000 units	2018/04/27	200,000,000	2017/12/13
63092	UBS AG	HSI R Bear CBBC May 2018 G	0.2500	28,650 per 10,000 units	28,550 per 10,000 units	2018/05/30	200,000,000	2017/12/13
63095	UBS AG	HSI R Bear CBBC May 2018 H	0.2500	28,800 per 10,000 units	28,700 per 10,000 units	2018/05/30	200,000,000	2017/12/13
63103	UBS AG	HSI R Bear CBBC May 2018 I	0.2500	29,050 per 10,000 units	28,900 per 10,000 units	2018/05/30	250,000,000	2017/12/13
63037	UBS AG	Tencent R Bull CBBC Mar 2018 I	0.2500	366.98 per 100 units	369.98 per 100 units	2018/03/22	40,000,000	2017/12/13
63043	UBS AG	Tencent R Bull CBBC Apr 2018 S	0.2500	363.98 per 100 units	366.98 per 100 units	2018/04/23	40,000,000	2017/12/13
63036	UBS AG	Tencent R Bull CBBC May 2018 F	0.2500	370.38 per 100 units	373.38 per 100 units	2018/05/24	40,000,000	2017/12/13
63089	UBS AG	Tencent R Bear CBBC Jun 2018 D	0.2500	373.18 per 100 units	370.18 per 100 units	2018/06/04	40,000,000	2017/12/13
62816	Bank Vontobel	HSI R Bull CBBC May 2018 A	0.2520	27,310 per 12,000 units	27,510 per 12,000 units	2018/05/30	100,000,000	2017/12/13

Newly listed callable bull/bear contracts (continued)

Code	Issuer	Name of issue	Issue prices (HK\$)	Strike price (HKD)/Strike level per 10 units	Call price (HKD)/Call level per 10 units	Expiry date	No. of issue (units)	Listing date
62806	Bank Vontobel	HSI R Bear CBBC Apr 2018 C	0.2520	29,590 per 10,000 units	29,390 per 10,000 units	2018/04/27	100,000,000	2017/12/13
62808	Bank Vontobel	HSI R Bear CBBC Apr 2018 D	0.2520	29,290 per 12,000 units	29,090 per 12,000 units	2018/04/27	100,000,000	2017/12/13
62809	Bank Vontobel	HSI R Bear CBBC Apr 2018 E	0.2500	28,990 per 10,000 units	28,790 per 10,000 units	2018/04/27	100,000,000	2017/12/13
63348	BNP Paribas Issuance B.V.	HSCEI R Bear CBBC Mar 2018 J	0.2500	11,700 per 10,000 units	11,600 per 10,000 units	2018/03/28	100,000,000	2017/12/14
63351	BNP Paribas Issuance B.V.	HSCEI R Bear CBBC Mar 2018 K	0.2500	11,500 per 10,000 units	11,400 per 10,000 units	2018/03/28	100,000,000	2017/12/14
63362	BNP Paribas Issuance B.V.	HSCEI R Bear CBBC Mar 2018 L	0.2500	11,300 per 10,000 units	11,200 per 10,000 units	2018/03/28	100,000,000	2017/12/14
63342	BNP Paribas Issuance B.V.	HSI R Bull CBBC Sep 2019 Q	0.2500	28,100 per 10,000 units	28,200 per 10,000 units	2019/09/27	250,000,000	2017/12/14
63341	BNP Paribas Issuance B.V.	Ping An R Bull CBBC Aug 2018 U	0.2500	71.90 per 100 units	72.50 per 100 units	2018/08/30	200,000,000	2017/12/14
63338	BNP Paribas Issuance B.V.	Tencent R Bear CBBC Apr 2018 F	0.2500	369.50 per 100 units	367 per 100 units	2018/04/27	50,000,000	2017/12/14
63553	Credit Suisse AG	HKEX R Bear CBBC Mar 2018 N	0.2500	241.88 per 100 units	239.88 per 100 units	2018/03/21	50,000,000	2017/12/14
63575	Credit Suisse AG	HSCEI R Bear CBBC Apr 2018 G	0.2500	11,638 per 10,000 units	11,538 per 10,000 units	2018/04/27	100,000,000	2017/12/14
63568	Credit Suisse AG	HSI R Bull CBBC Dec 2018 O	0.2500	28,100 per 12,000 units	28,250 per 12,000 units	2018/12/28	200,000,000	2017/12/14
63543	Credit Suisse AG	HSI R Bear CBBC Mar 2018 T	0.2500	28,600 per 10,000 units	28,400 per 10,000 units	2018/03/28	200,000,000	2017/12/14
63545	Credit Suisse AG	HSI R Bear CBBC Mar 2018 U	0.2500	28,900 per 10,000 units	28,700 per 10,000 units	2018/03/28	200,000,000	2017/12/14
63548	Credit Suisse AG	HSI R Bear CBBC Mar 2018 V	0.2500	29,100 per 10,000 units	28,900 per 10,000 units	2018/03/28	200,000,000	2017/12/14
63537	Credit Suisse AG	HSI R Bear CBBC Apr 2018 V	0.2500	28,418 per 12,000 units	28,268 per 12,000 units	2018/04/27	200,000,000	2017/12/14
63544	Credit Suisse AG	HSI R Bear CBBC May 2018 F	0.2500	28,700 per 12,000 units	28,550 per 12,000 units	2018/05/30	200,000,000	2017/12/14
63562	Credit Suisse AG	ICBC R Bull CBBC Sep 2018 R	0.2500	5.7300	5.8300	2018/09/28	70,000,000	2017/12/14
63561	Credit Suisse AG	Tencent R Bear CBBC Jun 2018 J	0.2500	389.88 per 100 units	386.68 per 100 units	2018/06/14	50,000,000	2017/12/14
63460	The Bank of East Asia, Ltd.	China Mobile R Bull CBBC Aug 2018 E	0.2500	75.88 per 100 units	77.08 per 100 units	2018/08/15	60,000,000	2017/12/14
63456	The Bank of East Asia, Ltd.	CC Bank R Bull CBBC Oct 2018 A	0.2500	6.5800	6.6800	2018/10/08	60,000,000	2017/12/14
63454	The Bank of East Asia, Ltd.	Geely Auto R Bull CBBC Oct 2018 A	0.2500	23.4800	24.0800	2018/10/08	40,000,000	2017/12/14
63459	The Bank of East Asia, Ltd.	Ping An R Bull CBBC Aug 2018 Q	0.6500	72.2800	73.0800	2018/08/15	16,000,000	2017/12/14
63446	The Bank of East Asia, Ltd.	Tencent R Bull CBBC Oct 2018 F	0.2500	368.28 per 100 units	371.08 per 100 units	2018/10/08	40,000,000	2017/12/14
63453	The Bank of East Asia, Ltd.	Tencent R Bull CBBC Oct 2018 G	0.2500	365.08 per 100 units	367.88 per 100 units	2018/10/08	40,000,000	2017/12/14
63744	Goldman Sachs Structured Products (Asia) Ltd.	China Life R Bull CBBC May 2018 H	0.2520	23.7800	24.1800	2018/05/31	120,000,000	2017/12/14
63741	Goldman Sachs Structured Products (Asia) Ltd.	HKEX R Bull CBBC Jun 2018 U	0.2500	219 per 100 units	221 per 100 units	2018/06/25	120,000,000	2017/12/14
63492	Goldman Sachs Structured Products (Asia) Ltd.	HSCEI R Bear CBBC May 2018 A	0.2510	11,500 per 10,000 units	11,400 per 10,000 units	2018/05/30	120,000,000	2017/12/14
63497	Goldman Sachs Structured Products (Asia) Ltd.	HSCEI R Bear CBBC Aug 2018 A	0.2510	11,300 per 10,000 units	11,200 per 10,000 units	2018/08/30	120,000,000	2017/12/14
63490	Goldman Sachs Structured Products (Asia) Ltd.	HSI R Bull CBBC Oct 2019 A	0.2510	28,203 per 10,000 units	28,303 per 10,000 units	2019/10/30	200,000,000	2017/12/14
63491	Goldman Sachs Structured Products (Asia) Ltd.	HSI R Bull CBBC Oct 2019 B	0.2510	28,050 per 10,000 units	28,150 per 10,000 units	2019/10/30	200,000,000	2017/12/14
63372	Goldman Sachs Structured Products (Asia) Ltd.	HSI R Bear CBBC Mar 2018 L	0.2500	28,400 per 10,000 units	28,300 per 10,000 units	2018/03/28	200,000,000	2017/12/14
63380	Goldman Sachs Structured Products (Asia) Ltd.	HSI R Bear CBBC Mar 2018 M	0.2500	28,600 per 10,000 units	28,500 per 10,000 units	2018/03/28	200,000,000	2017/12/14
63382	Goldman Sachs Structured Products (Asia) Ltd.	HSI R Bear CBBC Mar 2018 N	0.2500	28,750 per 10,000 units	28,650 per 10,000 units	2018/03/28	200,000,000	2017/12/14
63743	Goldman Sachs Structured Products (Asia) Ltd.	Ping An R Bull CBBC Oct 2018 L	0.2510	72.40 per 100 units	73 per 100 units	2018/10/18	120,000,000	2017/12/14
63729	Goldman Sachs Structured Products (Asia) Ltd.	Tencent R Bull CBBC Sep 2018 H	0.2500	375.78 per 100 units	377.78 per 100 units	2018/09/18	120,000,000	2017/12/14
63730	Goldman Sachs Structured Products (Asia) Ltd.	Tencent R Bull CBBC Sep 2018 I	0.2520	366 per 100 units	368 per 100 units	2018/09/18	120,000,000	2017/12/14
63739	Goldman Sachs Structured Products (Asia) Ltd.	Tencent R Bull CBBC Sep 2018 J	0.2520	364 per 100 units	366 per 100 units	2018/09/18	120,000,000	2017/12/14
63385	Hongkong and Shanghai Banking Corporation Ltd., The	AIA R Bear CBBC Sep 2018 A	0.2500	64.58 per 100 units	63.88 per 100 units	2018/09/17	40,000,000	2017/12/14
63386	Hongkong and Shanghai Banking Corporation Ltd., The	Country Garden R Bull CBBC Nov 2018 C	0.3500	8.9800	9.3800	2018/11/26	40,000,000	2017/12/14
63394	Hongkong and Shanghai Banking Corporation Ltd., The	Evergrande R Bull CBBC Jan 2019 A	0.2500	18.10 per 100 units	19.58 per 100 units	2019/01/28	100,000,000	2017/12/14
63395	Hongkong and Shanghai Banking Corporation Ltd., The	HKEX R Bull CBBC Oct 2018 J	0.2500	216.50 per 100 units	218.88 per 100 units	2018/10/15	50,000,000	2017/12/14
63403	Hongkong and Shanghai Banking Corporation Ltd., The	HKEX R Bear CBBC Jun 2018 F	0.2500	232.26 per 100 units	229.88 per 100 units	2018/06/19	40,000,000	2017/12/14

Newly listed callable bull/bear contracts (continued)

Code	Issuer	Name of issue	Issue prices (HK\$)	Strike price (HKD)/Strike level per 10 units	Call price (HKD)/Call level per 10 units	Expiry date	No. of issue (units)	Listing date
63370	Hongkong and Shanghai Banking Corporation Ltd., The	HSCEI R Bear CBBC Apr 2018 H	0.2500	11,488 per 10,000 units	11,388 per 10,000 units	2018/04/27	50,000,000	2017/12/14
63367	Hongkong and Shanghai Banking Corporation Ltd., The	HSI R Bull CBBC Jul 2018 Z	0.2500	28,048 per 15,000 units	28,198 per 15,000 units	2018/07/30	100,000,000	2017/12/14
63364	Hongkong and Shanghai Banking Corporation Ltd., The	HSI R Bear CBBC Apr 2018 B	0.2500	29,038 per 15,000 units	28,888 per 15,000 units	2018/04/27	100,000,000	2017/12/14
63363	Hongkong and Shanghai Banking Corporation Ltd., The	HSI R Bear CBBC Apr 2018 J	0.2500	28,638 per 15,000 units	28,488 per 15,000 units	2018/04/27	100,000,000	2017/12/14
63464	Hongkong and Shanghai Banking Corporation Ltd., The	Ping An R Bull CBBC Oct 2018 D	0.2500	72.88 per 100 units	73.58 per 100 units	2018/10/29	80,000,000	2017/12/14
63388	Hongkong and Shanghai Banking Corporation Ltd., The	SUNAC R Bull CBBC Dec 2018 B	0.2500	22.88 per 100 units	24.68 per 100 units	2018/12/17	100,000,000	2017/12/14
63399	Hongkong and Shanghai Banking Corporation Ltd., The	Tencent R Bull CBBC Sep 2018 M	0.2500	367.08 per 100 units	369.88 per 100 units	2018/09/24	60,000,000	2017/12/14
63401	Hongkong and Shanghai Banking Corporation Ltd., The	Tencent R Bear CBBC Jul 2018 T	0.2500	383.68 per 100 units	380.88 per 100 units	2018/07/30	50,000,000	2017/12/14
63666	J.P. Morgan Structured Products B.V.	China Mobile R Bull CBBC Apr 2018 A	0.2500	68.68 per 100 units	69.88 per 100 units	2018/04/13	100,000,000	2017/12/14
63674	J.P. Morgan Structured Products B.V.	Galaxy Ent R Bull CBBC May 2018 D	0.2500	50.08 per 100 units	50.88 per 100 units	2018/05/11	80,000,000	2017/12/14
63726	J.P. Morgan Structured Products B.V.	HSI R Bull CBBC Dec 2018 R	0.2500	28,058 per 10,000 units	28,158 per 10,000 units	2018/12/28	200,000,000	2017/12/14
63719	J.P. Morgan Structured Products B.V.	HSI R Bull CBBC Sep 2019 Q	0.2500	28,153 per 10,000 units	28,303 per 10,000 units	2019/09/27	200,000,000	2017/12/14
63650	J.P. Morgan Structured Products B.V.	HSI R Bear CBBC May 2018 N	0.2500	28,450 per 10,000 units	28,300 per 10,000 units	2018/05/30	200,000,000	2017/12/14
63675	J.P. Morgan Structured Products B.V.	HSI R Bear CBBC May 2018 O	0.2500	28,548 per 10,000 units	28,448 per 10,000 units	2018/05/30	200,000,000	2017/12/14
63679	J.P. Morgan Structured Products B.V.	HSI R Bear CBBC May 2018 P	0.2500	28,750 per 10,000 units	28,600 per 10,000 units	2018/05/30	200,000,000	2017/12/14
63701	J.P. Morgan Structured Products B.V.	HSI R Bear CBBC May 2018 Q	0.2500	28,948 per 10,000 units	28,848 per 10,000 units	2018/05/30	200,000,000	2017/12/14
63654	J.P. Morgan Structured Products B.V.	Sunny Optical R Bull CBBC Apr 2018 A	0.2500	100.88 per 100 units	104.88 per 100 units	2018/04/13	50,000,000	2017/12/14
63651	J.P. Morgan Structured Products B.V.	Tencent R Bull CBBC Apr 2018 R	0.2500	367.88 per 100 units	370.88 per 100 units	2018/04/13	50,000,000	2017/12/14
63589	Macquarie Bank Ltd.	HKEX R Bull CBBC Sep 2018 I	0.5220	216.50 per 100 units	218.50 per 100 units	2018/09/28	20,000,000	2017/12/14
63631	Macquarie Bank Ltd.	HKEX R Bull CBBC Sep 2018 J	0.5510	212.50 per 100 units	214.50 per 100 units	2018/09/27	20,000,000	2017/12/14
63586	Macquarie Bank Ltd.	Ping An R Bull CBBC Oct 2018 B	0.2730	66.40 per 100 units	66.88 per 100 units	2018/10/30	37,000,000	2017/12/14
63644	Macquarie Bank Ltd.	Ping An R Bear CBBC Oct 2018 C	0.3050	80.50 per 100 units	80 per 100 units	2018/10/30	33,000,000	2017/12/14
63643	Macquarie Bank Ltd.	Tencent R Bear CBBC Jul 2018 C	0.9220	387.88 per 100 units	385.08 per 100 units	2018/07/31	11,000,000	2017/12/14
63431	SGA Societe Generale Acceptance N.V./SG Issuer	BYD Company R Bull CBBC Nov 2018 A	0.2500	55.50 per 100 units	58 per 100 units	2018/11/27	50,000,000	2017/12/14
63432	SGA Societe Generale Acceptance N.V./SG Issuer	BYD Company R Bull CBBC Dec 2018 B	0.2500	51.50 per 100 units	54 per 100 units	2018/12/12	50,000,000	2017/12/14
63440	SGA Societe Generale Acceptance N.V./SG Issuer	China Mobile R Bull CBBC Dec 2018 F	0.2500	75.05 per 100 units	76.25 per 100 units	2018/12/11	100,000,000	2017/12/14
63436	SGA Societe Generale Acceptance N.V./SG Issuer	Evergrande R Bull CBBC Dec 2018 C	0.4850	19.0000	20.0000	2018/12/19	40,000,000	2017/12/14
63404	SGA Societe Generale Acceptance N.V./SG Issuer	Geely Auto R Bear CBBC Dec 2018 B	0.3700	28.6000	28.0000	2018/12/13	40,000,000	2017/12/14
63498	SGA Societe Generale Acceptance N.V./SG Issuer	HKEX R Bull CBBC Sep 2018 D	0.2500	221.20 per 100 units	223.20 per 100 units	2018/09/21	50,000,000	2017/12/14
63420	SGA Societe Generale Acceptance N.V./SG Issuer	HKEX R Bear CBBC Dec 2018 B	0.2500	242 per 100 units	240 per 100 units	2018/12/05	50,000,000	2017/12/14
63441	SGA Societe Generale Acceptance N.V./SG Issuer	HSBC R Bull CBBC Nov 2018 G	0.2500	72.30 per 100 units	73.30 per 100 units	2018/11/29	100,000,000	2017/12/14
63535	SGA Societe Generale Acceptance N.V./SG Issuer	HSI R Bull CBBC Nov 2019 X	0.2500	28,158 per 10,000 units	28,258 per 10,000 units	2019/11/28	200,000,000	2017/12/14
63518	SGA Societe Generale Acceptance N.V./SG Issuer	HSI R Bear CBBC Mar 2018 L	0.2500	28,488 per 10,000 units	28,388 per 10,000 units	2018/03/28	200,000,000	2017/12/14
63521	SGA Societe Generale Acceptance N.V./SG Issuer	HSI R Bear CBBC Apr 2018 K	0.2500	28,638 per 12,000 units	28,538 per 12,000 units	2018/04/27	200,000,000	2017/12/14
63524	SGA Societe Generale Acceptance N.V./SG Issuer	HSI R Bear CBBC Jul 2018 W	0.2500	28,438 per 12,000 units	28,338 per 12,000 units	2018/07/30	200,000,000	2017/12/14
63529	SGA Societe Generale Acceptance N.V./SG Issuer	HSI R Bear CBBC Jul 2018 X	0.2500	28,838 per 10,000 units	28,738 per 10,000 units	2018/07/30	200,000,000	2017/12/14
63530	SGA Societe Generale Acceptance N.V./SG Issuer	HSI R Bear CBBC Jul 2018 Y	0.2500	28,938 per 12,000 units	28,838 per 12,000 units	2018/07/30	200,000,000	2017/12/14
63422	SGA Societe Generale Acceptance N.V./SG Issuer	Ping An R Bear CBBC Nov 2018 A	0.2500	80.60 per 100 units	80 per 100 units	2018/11/08	100,000,000	2017/12/14
63500	SGA Societe Generale Acceptance N.V./SG Issuer	SUNAC R Bull CBBC Dec 2018 B	0.2500	25.70 per 100 units	27.50 per 100 units	2018/12/28	80,000,000	2017/12/14
63502	SGA Societe Generale Acceptance N.V./SG Issuer	Tencent R Bull CBBC Jul 2018 R	0.2500	375 per 100 units	377.80 per 100 units	2018/07/20	80,000,000	2017/12/14
63442	SGA Societe Generale Acceptance N.V./SG Issuer	Tencent R Bull CBBC Dec 2018 C	0.2500	363.20 per 100 units	366 per 100 units	2018/12/10	80,000,000	2017/12/14
63429	SGA Societe Generale Acceptance N.V./SG Issuer	Tencent R Bear CBBC Nov 2018 G	0.2900	392.80 per 100 units	390 per 100 units	2018/11/09	80,000,000	2017/12/14
63475	UBS AG	HSI R Bull CBBC Dec 2018 I	0.2500	27,488 per 10,000 units	27,638 per 10,000 units	2018/12/28	250,000,000	2017/12/14

Newly listed callable bull/bear contracts (continued)

Code	Issuer	Name of issue	Issue prices (HK\$)	Strike price (HKD)/Strike level per 10 units	Call price (HKD)/Call level per 10 units	Expiry date	No. of issue (units)	Listing date
63477	UBS AG	HSI R Bull CBBC Dec 2018 Q	0.2500	26,638 per 10,000 units	26,738 per 10,000 units	2018/12/28	200,000,000	2017/12/14
63476	UBS AG	HSI R Bull CBBC Dec 2018 Y	0.2500	26,938 per 10,000 units	27,088 per 10,000 units	2018/12/28	250,000,000	2017/12/14
63577	UBS AG	HSI R Bull CBBC Apr 2019 B	0.2500	28,203 per 10,000 units	28,303 per 10,000 units	2019/04/29	200,000,000	2017/12/14
63579	UBS AG	HSI R Bull CBBC Apr 2019 E	0.2500	28,000 per 10,000 units	28,150 per 10,000 units	2019/04/29	250,000,000	2017/12/14
63471	UBS AG	HSI R Bear CBBC May 2018 J	0.2500	28,400 per 10,000 units	28,250 per 10,000 units	2018/05/30	250,000,000	2017/12/14
63480	UBS AG	HSI R Bear CBBC May 2018 K	0.2500	28,600 per 10,000 units	28,450 per 10,000 units	2018/05/30	250,000,000	2017/12/14
63483	UBS AG	HSI R Bear CBBC May 2018 L	0.2500	28,750 per 10,000 units	28,600 per 10,000 units	2018/05/30	250,000,000	2017/12/14
63488	UBS AG	HSI R Bear CBBC May 2018 M	0.2500	29,100 per 10,000 units	28,950 per 10,000 units	2018/05/30	250,000,000	2017/12/14
63484	UBS AG	HSI R Bear CBBC Jun 2018 A	0.2500	28,900 per 10,000 units	28,750 per 10,000 units	2018/06/28	250,000,000	2017/12/14
64033	BNP Paribas Issuance B.V.	Tencent R Bull CBBC Sep 2018 I	0.2500	386.50 per 100 units	389 per 100 units	2018/09/27	50,000,000	2017/12/15
63753	BNP Paribas Issuance B.V.	Tencent R Bull CBBC Sep 2018 Y	0.2500	370.50 per 100 units	373 per 100 units	2018/09/27	50,000,000	2017/12/15
64032	BNP Paribas Issuance B.V.	Tencent R Bull CBBC Sep 2018 Z	0.2500	378.50 per 100 units	381 per 100 units	2018/09/27	50,000,000	2017/12/15
63977	Credit Suisse AG	China Mobile R Bull CBBC Jul 2018 A	0.2500	67.98 per 100 units	69.18 per 100 units	2018/07/27	50,000,000	2017/12/15
63968	Credit Suisse AG	Galaxy Ent R Bull CBBC Jun 2018 L	0.2500	53.38 per 100 units	54.18 per 100 units	2018/06/28	50,000,000	2017/12/15
63980	Credit Suisse AG	Greatwall Motor R Bull CBBC Jul 2018 D	0.2500	7.9800	8.3800	2018/07/06	40,000,000	2017/12/15
63975	Credit Suisse AG	HKEX R Bull CBBC Jun 2018 Z	0.2500	219.98 per 100 units	221.98 per 100 units	2018/06/28	50,000,000	2017/12/15
63986	Credit Suisse AG	HSI R Bull CBBC Dec 2018 P	0.2500	28,300 per 12,000 units	28,450 per 12,000 units	2018/12/28	200,000,000	2017/12/15
63985	Credit Suisse AG	HSI R Bull CBBC Mar 2019 K	0.2500	28,400 per 10,000 units	28,600 per 10,000 units	2019/03/28	200,000,000	2017/12/15
63991	Credit Suisse AG	HSI R Bull CBBC Mar 2019 L	0.2500	28,000 per 10,000 units	28,200 per 10,000 units	2019/03/28	200,000,000	2017/12/15
63952	Credit Suisse AG	HSI R Bear CBBC Mar 2018 A	0.2500	28,800 per 10,000 units	28,600 per 10,000 units	2018/03/28	200,000,000	2017/12/15
63929	Credit Suisse AG	HSI R Bear CBBC Mar 2018 W	0.2500	28,600 per 12,000 units	28,450 per 12,000 units	2018/03/28	200,000,000	2017/12/15
63936	Credit Suisse AG	HSI R Bear CBBC Mar 2018 Y	0.2500	29,100 per 12,000 units	28,950 per 12,000 units	2018/03/28	200,000,000	2017/12/15
63964	Credit Suisse AG	HSI R Bear CBBC May 2018 B	0.2500	28,900 per 12,000 units	28,750 per 12,000 units	2018/05/30	200,000,000	2017/12/15
63926	Credit Suisse AG	HSI R Bear CBBC May 2018 G	0.2500	28,404 per 10,000 units	28,304 per 10,000 units	2018/05/30	150,000,000	2017/12/15
63997	Credit Suisse AG	Ping An R Bull CBBC Jun 2018 I	0.2500	75.28 per 100 units	75.88 per 100 units	2018/06/08	100,000,000	2017/12/15
64002	Credit Suisse AG	Tencent R Bull CBBC Apr 2018 T	0.2500	377.98 per 100 units	380.98 per 100 units	2018/04/25	50,000,000	2017/12/15
64003	Credit Suisse AG	Tencent R Bull CBBC Jul 2018 E	0.2500	387.68 per 100 units	390.68 per 100 units	2018/07/06	50,000,000	2017/12/15
64005	Credit Suisse AG	Tencent R Bear CBBC Jun 2018 K	0.2500	410.48 per 100 units	407.28 per 100 units	2018/06/22	50,000,000	2017/12/15
63794	The Bank of East Asia, Ltd.	China Mobile R Bull CBBC Oct 2018 A	0.2500	74.08 per 100 units	75.28 per 100 units	2018/10/09	60,000,000	2017/12/15
63800	The Bank of East Asia, Ltd.	China Mobile R Bull CBBC Oct 2018 B	0.2500	72.08 per 100 units	73.28 per 100 units	2018/10/09	60,000,000	2017/12/15
63774	The Bank of East Asia, Ltd.	HKEX R Bull CBBC Oct 2018 C	0.2500	221.09 per 100 units	223.08 per 100 units	2018/10/09	40,000,000	2017/12/15
63787	The Bank of East Asia, Ltd.	Ping An R Bull CBBC Aug 2018 R	0.6500	76.0800	76.8800	2018/08/17	16,000,000	2017/12/15
63791	The Bank of East Asia, Ltd.	Ping An R Bull CBBC Aug 2018 S	0.6500	74.0800	74.8800	2018/08/17	16,000,000	2017/12/15
63801	The Bank of East Asia, Ltd.	Sunny Optical R Bull CBBC Oct 2018 B	0.2500	104.88 per 100 units	108.88 per 100 units	2018/10/09	40,000,000	2017/12/15
63782	The Bank of East Asia, Ltd.	Tencent R Bull CBBC Oct 2018 H	0.2500	381.48 per 100 units	384.28 per 100 units	2018/10/09	40,000,000	2017/12/15
63786	The Bank of East Asia, Ltd.	Tencent R Bull CBBC Oct 2018 I	0.2500	385.08 per 100 units	387.88 per 100 units	2018/10/09	40,000,000	2017/12/15
64013	Goldman Sachs Structured Products (Asia) Ltd.	HSCEI R Bull CBBC Oct 2019 A	0.2500	11,100 per 10,000 units	11,200 per 10,000 units	2019/10/30	200,000,000	2017/12/15
64007	Goldman Sachs Structured Products (Asia) Ltd.	HSI R Bull CBBC Oct 2019 C	0.2510	28,450 per 12,000 units	28,600 per 12,000 units	2019/10/30	200,000,000	2017/12/15
64008	Goldman Sachs Structured Products (Asia) Ltd.	HSI R Bull CBBC Oct 2019 D	0.2500	28,300 per 12,000 units	28,450 per 12,000 units	2019/10/30	200,000,000	2017/12/15
64010	Goldman Sachs Structured Products (Asia) Ltd.	HSI R Bull CBBC Oct 2019 E	0.2500	28,250 per 10,000 units	28,350 per 10,000 units	2019/10/30	200,000,000	2017/12/15
63750	Goldman Sachs Structured Products (Asia) Ltd.	HSI R Bear CBBC Mar 2018 O	0.2500	28,500 per 12,000 units	28,350 per 12,000 units	2018/03/28	200,000,000	2017/12/15
63805	Goldman Sachs Structured Products (Asia) Ltd.	HSI R Bear CBBC May 2018 F	0.2510	28,658 per 10,000 units	28,558 per 10,000 units	2018/05/30	200,000,000	2017/12/15
63807	Goldman Sachs Structured Products (Asia) Ltd.	HSI R Bear CBBC May 2018 G	0.2510	28,850 per 10,000 units	28,750 per 10,000 units	2018/05/30	200,000,000	2017/12/15

Newly listed callable bull/bear contracts (continued)

Code	Issuer	Name of issue	Issue prices (HK\$)	Strike price (HKD)/Strike level per 10 units	Call price (HKD)/Call level per 10 units	Expiry date	No. of issue (units)	Listing date
64024	Goldman Sachs Structured Products (Asia) Ltd.	Ping An R Bull CBBC Oct 2018 M	0.2500	76.40 per 100 units	77 per 100 units	2018/10/24	120,000,000	2017/12/15
64014	Goldman Sachs Structured Products (Asia) Ltd.	Tencent R Bull CBBC Sep 2018 K	0.2500	388 per 100 units	390 per 100 units	2018/09/18	120,000,000	2017/12/15
64022	Goldman Sachs Structured Products (Asia) Ltd.	Tencent R Bull CBBC Oct 2018 F	0.2500	384 per 100 units	386 per 100 units	2018/10/22	120,000,000	2017/12/15
63746	Goldman Sachs Structured Products (Asia) Ltd.	Tencent R Bear CBBC Apr 2018 L	0.2500	387 per 100 units	385 per 100 units	2018/04/12	120,000,000	2017/12/15
63760	Hongkong and Shanghai Banking Corporation Ltd., The	AAC Tech R Bull CBBC Oct 2018 B	0.2500	135.88 per 100 units	139.88 per 100 units	2018/10/22	40,000,000	2017/12/15
63772	Hongkong and Shanghai Banking Corporation Ltd., The	AIA R Bull CBBC Oct 2018 D	0.2500	60.58 per 100 units	61.28 per 100 units	2018/10/22	80,000,000	2017/12/15
63773	Hongkong and Shanghai Banking Corporation Ltd., The	Geely Auto R Bull CBBC Sep 2018 J	0.2500	23.1800	23.7800	2018/09/24	40,000,000	2017/12/15
63765	Hongkong and Shanghai Banking Corporation Ltd., The	HKEX R Bull CBBC Oct 2018 K	0.2500	223.40 per 100 units	225.78 per 100 units	2018/10/22	50,000,000	2017/12/15
63758	Hongkong and Shanghai Banking Corporation Ltd., The	HSI R Bull CBBC Aug 2018 V	0.2500	28,348 per 15,000 units	28,498 per 15,000 units	2018/08/30	100,000,000	2017/12/15
63763	Hongkong and Shanghai Banking Corporation Ltd., The	HSI R Bear CBBC Apr 2018 K	0.2500	29,188 per 20,000 units	28,988 per 20,000 units	2018/04/27	150,000,000	2017/12/15
63911	Hongkong and Shanghai Banking Corporation Ltd., The	Ping An R Bull CBBC Nov 2018 B	0.2500	76.88 per 100 units	77.58 per 100 units	2018/11/05	80,000,000	2017/12/15
63767	Hongkong and Shanghai Banking Corporation Ltd., The	SUNAC R Bull CBBC Oct 2018 E	0.2500	28.88 per 100 units	30.68 per 100 units	2018/10/22	100,000,000	2017/12/15
63755	Hongkong and Shanghai Banking Corporation Ltd., The	Sunny Optical R Bull CBBC Sep 2018 B	0.2500	107.88 per 100 units	110.88 per 100 units	2018/09/10	40,000,000	2017/12/15
63768	Hongkong and Shanghai Banking Corporation Ltd., The	Tencent R Bull CBBC Oct 2018 K	0.2500	382.98 per 100 units	385.78 per 100 units	2018/10/15	60,000,000	2017/12/15
63924	Hongkong and Shanghai Banking Corporation Ltd., The	Tencent R Bull CBBC Oct 2018 L	0.2500	391.18 per 100 units	393.98 per 100 units	2018/10/15	60,000,000	2017/12/15
64051	J.P. Morgan Structured Products B.V.	HSI R Bull CBBC Sep 2019 F	0.2500	28,050 per 10,000 units	28,200 per 10,000 units	2019/09/27	200,000,000	2017/12/15
64049	J.P. Morgan Structured Products B.V.	HSI R Bull CBBC Sep 2019 R	0.2500	28,450 per 10,000 units	28,600 per 10,000 units	2019/09/27	200,000,000	2017/12/15
64050	J.P. Morgan Structured Products B.V.	HSI R Bull CBBC Sep 2019 S	0.2500	28,250 per 10,000 units	28,400 per 10,000 units	2019/09/27	200,000,000	2017/12/15
64037	J.P. Morgan Structured Products B.V.	HSI R Bear CBBC May 2018 R	0.2500	28,550 per 10,000 units	28,400 per 10,000 units	2018/05/30	200,000,000	2017/12/15
64048	J.P. Morgan Structured Products B.V.	HSI R Bear CBBC Jun 2018 A	0.2500	29,050 per 10,000 units	28,900 per 10,000 units	2018/06/28	200,000,000	2017/12/15
64040	J.P. Morgan Structured Products B.V.	Ping An R Bull CBBC Apr 2018 O	0.2500	75.28 per 100 units	75.88 per 100 units	2018/04/20	120,000,000	2017/12/15
64046	J.P. Morgan Structured Products B.V.	Tencent R Bull CBBC Mar 2018 U	0.2500	388.88 per 100 units	391.88 per 100 units	2018/03/16	50,000,000	2017/12/15
64039	J.P. Morgan Structured Products B.V.	Tencent R Bear CBBC Mar 2018 B	0.2500	394.88 per 100 units	391.08 per 100 units	2018/03/16	50,000,000	2017/12/15
63754	Macquarie Bank Ltd.	HSI R Bear CBBC Jul 2018 J	0.2500	29,500 per 10,000 units	29,400 per 10,000 units	2018/07/30	40,000,000	2017/12/15
64053	SGA Societe Generale Acceptance N.V./SG Issuer	Geely Auto R Bull CBBC Dec 2018 C	0.2500	23.9000	24.5000	2018/12/13	40,000,000	2017/12/15
63822	SGA Societe Generale Acceptance N.V./SG Issuer	Galaxy Ent R Bull CBBC Aug 2018 D	0.2500	54.20 per 100 units	55 per 100 units	2018/08/08	80,000,000	2017/12/15
64054	SGA Societe Generale Acceptance N.V./SG Issuer	HKEX R Bull CBBC Jun 2018 O	0.2500	225.20 per 100 units	227.20 per 100 units	2018/06/22	50,000,000	2017/12/15
64058	SGA Societe Generale Acceptance N.V./SG Issuer	HKEX R Bull CBBC Dec 2018 C	0.2500	217 per 100 units	219 per 100 units	2018/12/21	50,000,000	2017/12/15
64059	SGA Societe Generale Acceptance N.V./SG Issuer	HSBC R Bull CBBC Sep 2018 O	0.2500	75.75 per 100 units	76.75 per 100 units	2018/09/27	100,000,000	2017/12/15
63896	SGA Societe Generale Acceptance N.V./SG Issuer	HSI R Bull CBBC Oct 2019 W	0.2500	28,458 per 12,000 units	28,558 per 12,000 units	2019/10/30	200,000,000	2017/12/15
63898	SGA Societe Generale Acceptance N.V./SG Issuer	HSI R Bull CBBC Nov 2019 Y	0.2500	28,308 per 10,000 units	28,408 per 10,000 units	2019/11/28	200,000,000	2017/12/15
63809	SGA Societe Generale Acceptance N.V./SG Issuer	HSI R Bear CBBC Jul 2018 Z	0.2500	28,738 per 12,000 units	28,638 per 12,000 units	2018/07/30	200,000,000	2017/12/15
63810	SGA Societe Generale Acceptance N.V./SG Issuer	HSI R Bear CBBC Aug 2018 C	0.2500	29,300 per 20,000 units	29,200 per 20,000 units	2018/08/30	200,000,000	2017/12/15
63811	SGA Societe Generale Acceptance N.V./SG Issuer	HSI R Bear CBBC Aug 2018 D	0.2500	29,700 per 20,000 units	29,600 per 20,000 units	2018/08/30	200,000,000	2017/12/15
64061	SGA Societe Generale Acceptance N.V./SG Issuer	Ping An R Bull CBBC Aug 2018 J	0.2500	77.75 per 100 units	78.35 per 100 units	2018/08/09	100,000,000	2017/12/15
64063	SGA Societe Generale Acceptance N.V./SG Issuer	Ping An R Bull CBBC Oct 2018 K	0.2500	74.90 per 100 units	75.50 per 100 units	2018/10/19	100,000,000	2017/12/15
63830	SGA Societe Generale Acceptance N.V./SG Issuer	Ping An R Bull CBBC Nov 2018 E	0.2500	72.80 per 100 units	73.40 per 100 units	2018/11/29	100,000,000	2017/12/15
64068	SGA Societe Generale Acceptance N.V./SG Issuer	Tencent R Bull CBBC Jul 2018 S	0.2500	391 per 100 units	393.80 per 100 units	2018/07/05	80,000,000	2017/12/15
63838	SGA Societe Generale Acceptance N.V./SG Issuer	Tencent R Bull CBBC Sep 2018 S	0.2500	381.40 per 100 units	384.20 per 100 units	2018/09/27	80,000,000	2017/12/15
64069	SGA Societe Generale Acceptance N.V./SG Issuer	Tencent R Bull CBBC Oct 2018 G	0.2500	385.20 per 100 units	388 per 100 units	2018/10/10	80,000,000	2017/12/15
63845	SGA Societe Generale Acceptance N.V./SG Issuer	Tencent R Bull CBBC Dec 2018 D	0.2500	371.20 per 100 units	374 per 100 units	2018/12/11	80,000,000	2017/12/15
63879	UBS AG	HSI R Bull CBBC Nov 2018 E	0.2500	28,400 per 10,000 units	28,500 per 10,000 units	2018/11/29	200,000,000	2017/12/15
63881	UBS AG	HSI R Bull CBBC Nov 2018 J	0.2500	28,200 per 10,000 units	28,350 per 10,000 units	2018/11/29	250,000,000	2017/12/15

Newly listed callable bull/bear contracts (continued)

Code	Issuer	Name of issue	Issue prices (HK\$)	Strike price (HKD)/Strike level per 10 units	Call price (HKD)/Call level per 10 units	Expiry date	No. of issue (units)	Listing date
63885	UBS AG	HSI R Bull CBBC Nov 2018 V	0.2500	28,100 per 10,000 units	28,200 per 10,000 units	2018/11/29	200,000,000	2017/12/15
63872	UBS AG	HSI R Bull CBBC Dec 2018 R	0.2500	28,489 per 10,000 units	28,639 per 10,000 units	2018/12/28	250,000,000	2017/12/15
63852	UBS AG	HSI R Bear CBBC May 2018 N	0.2500	28,454 per 10,000 units	28,304 per 10,000 units	2018/05/30	250,000,000	2017/12/15
63860	UBS AG	HSI R Bear CBBC May 2018 O	0.2500	28,800 per 10,000 units	28,650 per 10,000 units	2018/05/30	250,000,000	2017/12/15
63857	UBS AG	HSI R Bear CBBC Jun 2018 B	0.2500	28,650 per 10,000 units	28,500 per 10,000 units	2018/06/28	250,000,000	2017/12/15
63864	UBS AG	HSI R Bear CBBC Jun 2018 C	0.2500	28,950 per 10,000 units	28,800 per 10,000 units	2018/06/28	250,000,000	2017/12/15
63886	UBS AG	Tencent R Bull CBBC Apr 2018 T	0.2500	390.98 per 100 units	393.98 per 100 units	2018/04/27	40,000,000	2017/12/15
63888	UBS AG	Tencent R Bull CBBC Apr 2018 U	0.2500	384.98 per 100 units	387.98 per 100 units	2018/04/18	40,000,000	2017/12/15
64175	BNP Paribas Issuance B.V.	HSI R Bull CBBC Sep 2019 R	0.2500	28,800 per 10,000 units	28,900 per 10,000 units	2019/09/27	250,000,000	2017/12/18
64164	BNP Paribas Issuance B.V.	Tencent R Bull CBBC Sep 2018 H	0.2500	394.50 per 100 units	397 per 100 units	2018/09/27	50,000,000	2017/12/18
64171	BNP Paribas Issuance B.V.	Tencent R Bull CBBC Sep 2018 J	0.2500	402.50 per 100 units	405 per 100 units	2018/09/27	50,000,000	2017/12/18
64269	Credit Suisse AG	CM Bank R Bull CBBC Nov 2018 H	0.2500	29.58 per 100 units	29.98 per 100 units	2018/11/16	70,000,000	2017/12/18
64315	Credit Suisse AG	HKEX R Bull CBBC Jun 2018 A	0.2500	224.18 per 100 units	226.18 per 100 units	2018/06/14	50,000,000	2017/12/18
64263	Credit Suisse AG	HSBC R Bull CBBC Jun 2018 E	0.2500	77.38 per 100 units	78.38 per 100 units	2018/06/22	100,000,000	2017/12/18
64295	Credit Suisse AG	HSBC R Bull CBBC Jun 2018 F	0.2500	75.50 per 100 units	76.50 per 100 units	2018/06/15	100,000,000	2017/12/18
64293	Credit Suisse AG	HSI R Bull CBBC Nov 2018 A	0.2500	28,400 per 12,000 units	28,550 per 12,000 units	2018/11/29	200,000,000	2017/12/18
64281	Credit Suisse AG	HSI R Bull CBBC Nov 2018 Z	0.2500	28,815 per 12,000 units	28,965 per 12,000 units	2018/11/29	200,000,000	2017/12/18
64285	Credit Suisse AG	HSI R Bull CBBC Dec 2018 Q	0.2500	28,600 per 12,000 units	28,750 per 12,000 units	2018/12/28	200,000,000	2017/12/18
64275	Credit Suisse AG	HSI R Bear CBBC Mar 2018 Z	0.2500	29,400 per 10,000 units	29,200 per 10,000 units	2018/03/28	200,000,000	2017/12/18
64254	Credit Suisse AG	HSI R Bear CBBC May 2018 H	0.2500	28,768 per 10,000 units	28,668 per 10,000 units	2018/05/30	150,000,000	2017/12/18
64256	Credit Suisse AG	HSI R Bear CBBC May 2018 I	0.2500	29,018 per 12,000 units	28,868 per 12,000 units	2018/05/30	200,000,000	2017/12/18
64303	Credit Suisse AG	Ping An R Bull CBBC Jun 2018 J	0.2500	78.58 per 100 units	79.18 per 100 units	2018/06/13	100,000,000	2017/12/18
64306	Credit Suisse AG	Ping An R Bull CBBC Jun 2018 K	0.2500	80.72 per 100 units	81.32 per 100 units	2018/06/15	100,000,000	2017/12/18
64268	Credit Suisse AG	Sunny Optical R Bull CBBC Apr 2018 C	0.2500	107.98 per 100 units	111.98 per 100 units	2018/04/13	40,000,000	2017/12/18
64313	Credit Suisse AG	Tencent R Bull CBBC Jul 2018 C	0.2500	402.38 per 100 units	405.38 per 100 units	2018/07/11	50,000,000	2017/12/18
64311	Credit Suisse AG	Tencent R Bull CBBC Jul 2018 F	0.2500	394.98 per 100 units	397.98 per 100 units	2018/07/05	50,000,000	2017/12/18
64141	The Bank of East Asia, Ltd.	HKEX R Bull CBBC Oct 2018 D	0.2500	226.08 per 100 units	228.08 per 100 units	2018/10/10	40,000,000	2017/12/18
64154	The Bank of East Asia, Ltd.	Ping An R Bull CBBC Aug 2018 T	0.6500	78.0800	78.8800	2018/08/02	16,000,000	2017/12/18
64159	The Bank of East Asia, Ltd.	Ping An R Bull CBBC Aug 2018 U	0.6500	80.0800	80.8800	2018/08/02	16,000,000	2017/12/18
64140	The Bank of East Asia, Ltd.	Tencent R Bull CBBC Oct 2018 J	0.2500	389.48 per 100 units	392.28 per 100 units	2018/10/10	40,000,000	2017/12/18
64155	The Bank of East Asia, Ltd.	Tencent R Bull CBBC Oct 2018 K	0.2500	394.28 per 100 units	397.08 per 100 units	2018/10/10	40,000,000	2017/12/18
64156	The Bank of East Asia, Ltd.	Tencent R Bull CBBC Oct 2018 L	0.2500	402.48 per 100 units	405.28 per 100 units	2018/10/10	40,000,000	2017/12/18
66828	Goldman Sachs Structured Products (Asia) Ltd.	China Mobile R Bull CBBC Oct 2018E	0.2500	72.80 per 100 units	74 per 100 units	2018/10/29	120,000,000	2017/12/18
66884	Goldman Sachs Structured Products (Asia) Ltd.	China Mobile R Bull CBBC Oct 2018F	0.2500	70.80 per 100 units	72 per 100 units	2018/10/30	120,000,000	2017/12/18
66941	Goldman Sachs Structured Products (Asia) Ltd.	China Mobile R Bull CBBC Oct 2018G	0.2500	68.80 per 100 units	70 per 100 units	2018/10/31	120,000,000	2017/12/18
66655	Goldman Sachs Structured Products (Asia) Ltd.	HKEX R Bull CBBC Jun 2018 V	0.2500	229.38 per 100 units	231.38 per 100 units	2018/06/28	120,000,000	2017/12/18
66678	Goldman Sachs Structured Products (Asia) Ltd.	HKEX R Bull CBBC Jun 2018 W	0.2500	225 per 100 units	227 per 100 units	2018/06/28	120,000,000	2017/12/18
66374	Goldman Sachs Structured Products (Asia) Ltd.	HSBC R Bull CBBC Sep 2018 P	0.2500	77.28 per 100 units	78.28 per 100 units	2018/09/26	120,000,000	2017/12/18
66391	Goldman Sachs Structured Products (Asia) Ltd.	HSBC R Bull CBBC Sep 2018 Q	0.2500	76 per 100 units	77 per 100 units	2018/09/27	120,000,000	2017/12/18
66449	Goldman Sachs Structured Products (Asia) Ltd.	HSBC R Bull CBBC Sep 2018 R	0.2500	74.50 per 100 units	75.50 per 100 units	2018/09/28	120,000,000	2017/12/18
64318	Goldman Sachs Structured Products (Asia) Ltd.	HSI R Bull CBBC Oct 2019 F	0.2500	28,865 per 10,000 units	28,965 per 10,000 units	2019/10/30	200,000,000	2017/12/18
64319	Goldman Sachs Structured Products (Asia) Ltd.	HSI R Bull CBBC Oct 2019 G	0.2500	28,600 per 10,000 units	28,700 per 10,000 units	2019/10/30	200,000,000	2017/12/18
64070	Goldman Sachs Structured Products (Asia) Ltd.	HSI R Bear CBBC May 2018 H	0.2500	28,900 per 10,000 units	28,800 per 10,000 units	2018/05/30	200,000,000	2017/12/18

Newly listed callable bull/bear contracts (continued)

Code	Issuer	Name of issue	Issue prices (HK\$)	Strike price (HKD)/Strike level per 10 units	Call price (HKD)/Call level per 10 units	Expiry date	No. of issue (units)	Listing date
64078	Goldman Sachs Structured Products (Asia) Ltd.	HSI R Bear CBBC May 2018 I	0.2510	29,050 per 10,000 units	28,950 per 10,000 units	2018/05/30	200,000,000	2017/12/18
66575	Goldman Sachs Structured Products (Asia) Ltd.	Ping An R Bull CBBC Oct 2018 N	0.2500	80.70 per 100 units	81.30 per 100 units	2018/10/22	120,000,000	2017/12/18
66625	Goldman Sachs Structured Products (Asia) Ltd.	Ping An R Bull CBBC Oct 2018 O	0.2500	78.40 per 100 units	79 per 100 units	2018/10/22	120,000,000	2017/12/18
66055	Goldman Sachs Structured Products (Asia) Ltd.	Tencent R Bull CBBC Mar 2018 Q	0.2500	403.38 per 100 units	405.38 per 100 units	2018/03/29	120,000,000	2017/12/18
66116	Goldman Sachs Structured Products (Asia) Ltd.	Tencent R Bull CBBC Mar 2018 T	0.2500	400 per 100 units	402 per 100 units	2018/03/29	120,000,000	2017/12/18
66119	Goldman Sachs Structured Products (Asia) Ltd.	Tencent R Bull CBBC Mar 2018 V	0.2500	396 per 100 units	398 per 100 units	2018/03/28	120,000,000	2017/12/18
66231	Goldman Sachs Structured Products (Asia) Ltd.	Tencent R Bull CBBC Mar 2018 X	0.2500	392 per 100 units	394 per 100 units	2018/03/28	120,000,000	2017/12/18
66118	Goldman Sachs Structured Products (Asia) Ltd.	Tencent R Bear CBBC Mar 2018 G	0.2500	407.48 per 100 units	405.48 per 100 units	2018/03/27	80,000,000	2017/12/18
66239	Goldman Sachs Structured Products (Asia) Ltd.	Tencent R Bear CBBC Mar 2018 K	0.2500	422 per 100 units	420 per 100 units	2018/03/27	80,000,000	2017/12/18
64120	Hongkong and Shanghai Banking Corporation Ltd., The	AAC Tech R Bull CBBC Nov 2018 A	0.2500	142.88 per 100 units	146.88 per 100 units	2018/11/05	40,000,000	2017/12/18
64119	Hongkong and Shanghai Banking Corporation Ltd., The	CPIC R Bull CBBC Sep 2018 C	0.2500	36.48 per 100 units	37.28 per 100 units	2018/09/24	80,000,000	2017/12/18
64108	Hongkong and Shanghai Banking Corporation Ltd., The	Geely Auto R Bull CBBC Sep 2018 K	0.2500	23.9800	24.5800	2018/09/10	40,000,000	2017/12/18
64176	Hongkong and Shanghai Banking Corporation Ltd., The	Galaxy Ent R Bull CBBC Oct 2018 C	0.2500	56.58 per 100 units	57.38 per 100 units	2018/10/29	80,000,000	2017/12/18
64100	Hongkong and Shanghai Banking Corporation Ltd., The	HKEX R Bull CBBC Oct 2018 L	0.2500	226 per 100 units	228.38 per 100 units	2018/10/08	50,000,000	2017/12/18
64110	Hongkong and Shanghai Banking Corporation Ltd., The	HSI R Bull CBBC Aug 2018 W	0.2500	28,498 per 20,000 units	28,698 per 20,000 units	2018/08/30	150,000,000	2017/12/18
64109	Hongkong and Shanghai Banking Corporation Ltd., The	HSI R Bear CBBC Apr 2018 N	0.2500	28,938 per 15,000 units	28,788 per 15,000 units	2018/04/27	100,000,000	2017/12/18
64187	Hongkong and Shanghai Banking Corporation Ltd., The	Ping An R Bull CBBC Nov 2018 C	0.2500	78.88 per 100 units	79.58 per 100 units	2018/11/12	80,000,000	2017/12/18
64118	Hongkong and Shanghai Banking Corporation Ltd., The	Tencent R Bull CBBC Oct 2018 M	0.3000	371.78 per 100 units	374.58 per 100 units	2018/10/29	60,000,000	2017/12/18
64191	Hongkong and Shanghai Banking Corporation Ltd., The	Tencent R Bull CBBC Nov 2018 J	0.2500	402.58 per 100 units	405.38 per 100 units	2018/11/05	60,000,000	2017/12/18
64391	J.P. Morgan Structured Products B.V.	AIA R Bull CBBC Jun 2018 D	0.2500	60.28 per 100 units	60.88 per 100 units	2018/06/08	100,000,000	2017/12/18
64377	J.P. Morgan Structured Products B.V.	Geely Auto R Bull CBBC Apr 2018 C	0.2900	23.2800	23.8800	2018/04/13	40,000,000	2017/12/18
64399	J.P. Morgan Structured Products B.V.	Galaxy Ent R Bull CBBC May 2018 E	0.2500	54.08 per 100 units	54.88 per 100 units	2018/05/18	80,000,000	2017/12/18
64398	J.P. Morgan Structured Products B.V.	HKEX R Bull CBBC Apr 2018 G	0.2500	221.88 per 100 units	223.88 per 100 units	2018/04/13	50,000,000	2017/12/18
64378	J.P. Morgan Structured Products B.V.	HSBC R Bear CBBC Apr 2018 A	0.2500	87.28 per 100 units	86.08 per 100 units	2018/04/20	100,000,000	2017/12/18
64461	J.P. Morgan Structured Products B.V.	HSI R Bull CBBC Sep 2019 L	0.2500	28,858 per 10,000 units	28,958 per 10,000 units	2019/09/27	200,000,000	2017/12/18
64491	J.P. Morgan Structured Products B.V.	HSI R Bull CBBC Sep 2019 M	0.2500	28,158 per 10,000 units	28,258 per 10,000 units	2019/09/27	200,000,000	2017/12/18
64473	J.P. Morgan Structured Products B.V.	HSI R Bull CBBC Sep 2019 T	0.2500	28,658 per 10,000 units	28,758 per 10,000 units	2019/09/27	200,000,000	2017/12/18
64725	J.P. Morgan Structured Products B.V.	HSI R Bear CBBC Jun 2018 B	0.2500	28,850 per 10,000 units	28,700 per 10,000 units	2018/06/28	200,000,000	2017/12/18
64376	J.P. Morgan Structured Products B.V.	Ping An R Bull CBBC Apr 2018 P	0.2500	77.28 per 100 units	77.88 per 100 units	2018/04/13	120,000,000	2017/12/18
64453	J.P. Morgan Structured Products B.V.	Sunny Optical R Bull CBBC Apr 2018 B	0.2500	105.88 per 100 units	109.88 per 100 units	2018/04/13	50,000,000	2017/12/18
64354	J.P. Morgan Structured Products B.V.	Tencent R Bull CBBC Apr 2018 S	0.2500	402.58 per 100 units	405.38 per 100 units	2018/04/20	50,000,000	2017/12/18
64364	J.P. Morgan Structured Products B.V.	Tencent R Bull CBBC Apr 2018 T	0.2500	395.08 per 100 units	397.88 per 100 units	2018/04/13	50,000,000	2017/12/18
64366	J.P. Morgan Structured Products B.V.	Tencent R Bull CBBC Apr 2018 U	0.2500	386.08 per 100 units	388.88 per 100 units	2018/04/13	50,000,000	2017/12/18
64335	J.P. Morgan Structured Products B.V.	Tencent R Bear CBBC Apr 2018 E	0.2500	399.88 per 100 units	396.08 per 100 units	2018/04/13	50,000,000	2017/12/18
64351	J.P. Morgan Structured Products B.V.	Tencent R Bear CBBC Apr 2018 F	0.2500	405.88 per 100 units	402.08 per 100 units	2018/04/13	50,000,000	2017/12/18
64127	Macquarie Bank Ltd.	Ping An R Bull CBBC Nov 2018 A	0.3100	72.20 per 100 units	72.88 per 100 units	2018/11/29	33,000,000	2017/12/18
64133	Macquarie Bank Ltd.	Tencent R Bull CBBC Jul 2018 B	0.8380	386.88 per 100 units	389.88 per 100 units	2018/07/31	12,000,000	2017/12/18
64136	Macquarie Bank Ltd.	Tencent R Bull CBBC Jul 2018 C	0.7960	391.88 per 100 units	394.88 per 100 units	2018/07/31	13,000,000	2017/12/18
64139	Macquarie Bank Ltd.	Tencent R Bear CBBC Jul 2018 D	0.9070	407.88 per 100 units	405.08 per 100 units	2018/07/31	12,000,000	2017/12/18
64803	SGA Societe Generale Acceptance N.V./SG Issuer	HSBC R Bull CBBC Aug 2018 A	0.2500	77.25 per 100 units	78.25 per 100 units	2018/08/27	100,000,000	2017/12/18
64079	SGA Societe Generale Acceptance N.V./SG Issuer	HSBC R Bull CBBC Dec 2018 B	0.2500	75.15 per 100 units	76.15 per 100 units	2018/12/28	100,000,000	2017/12/18
65708	SGA Societe Generale Acceptance N.V./SG Issuer	HSI R Bull CBBC Nov 2019 J	0.2500	28,858 per 12,000 units	28,958 per 12,000 units	2019/11/28	200,000,000	2017/12/18
65626	SGA Societe Generale Acceptance N.V./SG Issuer	HSI R Bull CBBC Nov 2019 Z	0.2500	28,408 per 10,000 units	28,508 per 10,000 units	2019/11/28	200,000,000	2017/12/18

Newly listed callable bull/bear contracts (continued)

Code	Issuer	Name of issue	Issue prices (HK\$)	Strike price (HKD)/Strike level per 10 units	Call price (HKD)/Call level per 10 units	Expiry date	No. of issue (units)	Listing date
65770	SGA Societe Generale Acceptance N.V./SG Issuer	HSI R Bull CBBC Dec 2019 H	0.2500	28,258 per 12,000 units	28,358 per 12,000 units	2019/12/30	200,000,000	2017/12/18
65874	SGA Societe Generale Acceptance N.V./SG Issuer	HSI R Bull CBBC Dec 2019 I	0.2500	28,558 per 12,000 units	28,658 per 12,000 units	2019/12/30	200,000,000	2017/12/18
65887	SGA Societe Generale Acceptance N.V./SG Issuer	HSI R Bull CBBC Dec 2019 J	0.2500	28,808 per 10,000 units	28,908 per 10,000 units	2019/12/30	200,000,000	2017/12/18
65584	SGA Societe Generale Acceptance N.V./SG Issuer	HSI R Bear CBBC Apr 2018 L	0.2500	29,088 per 10,000 units	28,988 per 10,000 units	2018/04/27	200,000,000	2017/12/18
65591	SGA Societe Generale Acceptance N.V./SG Issuer	HSI R Bear CBBC Aug 2018 E	0.2500	29,188 per 12,000 units	29,088 per 12,000 units	2018/08/30	200,000,000	2017/12/18
64865	SGA Societe Generale Acceptance N.V./SG Issuer	Ping An R Bull CBBC Jun 2018 F	0.2500	80.70 per 100 units	81.30 per 100 units	2018/06/15	100,000,000	2017/12/18
64081	SGA Societe Generale Acceptance N.V./SG Issuer	Ping An R Bull CBBC Nov 2018 F	0.2500	76.30 per 100 units	76.90 per 100 units	2018/11/16	100,000,000	2017/12/18
64979	SGA Societe Generale Acceptance N.V./SG Issuer	Ping An R Bull CBBC Nov 2018 G	0.2500	78.50 per 100 units	79.10 per 100 units	2018/11/21	100,000,000	2017/12/18
64082	SGA Societe Generale Acceptance N.V./SG Issuer	Sunny Optical R Bull CBBC Dec 2018 D	0.2500	108 per 100 units	112 per 100 units	2018/12/14	40,000,000	2017/12/18
65401	SGA Societe Generale Acceptance N.V./SG Issuer	Tencent R Bull CBBC Jun 2018 T	0.2500	402.40 per 100 units	405.20 per 100 units	2018/06/25	80,000,000	2017/12/18
64084	SGA Societe Generale Acceptance N.V./SG Issuer	Tencent R Bull CBBC Aug 2018 R	0.2500	389.20 per 100 units	392 per 100 units	2018/08/03	80,000,000	2017/12/18
65431	SGA Societe Generale Acceptance N.V./SG Issuer	Tencent R Bull CBBC Aug 2018 S	0.2500	396.20 per 100 units	399 per 100 units	2018/08/07	80,000,000	2017/12/18
64085	SGA Societe Generale Acceptance N.V./SG Issuer	Tencent R Bull CBBC Dec 2018 E	0.2500	383.20 per 100 units	386 per 100 units	2018/12/11	80,000,000	2017/12/18
64087	SGA Societe Generale Acceptance N.V./SG Issuer	Tencent R Bear CBBC Dec 2018 J	0.2500	412.80 per 100 units	410 per 100 units	2018/12/13	80,000,000	2017/12/18
64194	UBS AG	Galaxy Ent R Bull CBBC Jun 2018 D	0.2500	53.58 per 100 units	54.38 per 100 units	2018/06/05	40,000,000	2017/12/18
64195	UBS AG	HKEX R Bull CBBC Jun 2018 I	0.2500	217.38 per 100 units	219.38 per 100 units	2018/06/25	50,000,000	2017/12/18
64192	UBS AG	HSBC R Bull CBBC Jul 2018 G	0.2500	75.38 per 100 units	76.38 per 100 units	2018/07/30	100,000,000	2017/12/18
64242	UBS AG	HSI R Bull CBBC Dec 2018 C	0.2500	28,700 per 10,000 units	28,800 per 10,000 units	2018/12/28	200,000,000	2017/12/18
64244	UBS AG	HSI R Bull CBBC Apr 2019 F	0.2500	28,500 per 10,000 units	28,600 per 10,000 units	2019/04/29	200,000,000	2017/12/18
64246	UBS AG	HSI R Bull CBBC Apr 2019 H	0.2500	28,300 per 10,000 units	28,450 per 10,000 units	2019/04/29	250,000,000	2017/12/18
64235	UBS AG	HSI R Bull CBBC Sep 2019 H	0.2500	28,815 per 10,000 units	28,965 per 10,000 units	2019/09/27	250,000,000	2017/12/18
64220	UBS AG	HSI R Bear CBBC Jun 2018 D	0.2500	28,935 per 10,000 units	28,785 per 10,000 units	2018/06/28	250,000,000	2017/12/18
64209	UBS AG	Ping An R Bull CBBC Jun 2018 B	0.2500	77.38 per 100 units	77.98 per 100 units	2018/06/11	50,000,000	2017/12/18
64248	UBS AG	Tencent R Bull CBBC Apr 2018 V	0.2500	402.38 per 100 units	405.38 per 100 units	2018/04/11	40,000,000	2017/12/18
64252	UBS AG	Tencent R Bull CBBC Apr 2018 W	0.2500	394.98 per 100 units	397.98 per 100 units	2018/04/09	40,000,000	2017/12/18
64249	UBS AG	Tencent R Bull CBBC May 2018 G	0.2500	398.98 per 100 units	401.98 per 100 units	2018/05/21	40,000,000	2017/12/18
64247	UBS AG	Tencent R Bear CBBC Apr 2018 P	0.2500	423.38 per 100 units	420.18 per 100 units	2018/04/13	40,000,000	2017/12/18
64210	UBS AG	Tencent R Bear CBBC Jun 2018 E	0.2500	403.18 per 100 units	400.18 per 100 units	2018/06/19	40,000,000	2017/12/18
67200	BNP Paribas Issuance B.V.	HSI R Bear CBBC May 2018 G	0.2500	29,100 per 10,000 units	29,000 per 10,000 units	2018/05/30	250,000,000	2017/12/19
67204	BNP Paribas Issuance B.V.	HSI R Bear CBBC May 2018 H	0.2500	29,000 per 10,000 units	28,900 per 10,000 units	2018/05/30	250,000,000	2017/12/19
67736	Credit Suisse AG	Geely Auto R Bull CBBC Apr 2018 J	0.2500	23.0800	23.6800	2018/04/18	40,000,000	2017/12/19
67670	Credit Suisse AG	HSBC R Bull CBBC Jun 2018 G	0.2500	76.38 per 100 units	77.38 per 100 units	2018/06/13	100,000,000	2017/12/19
67614	Credit Suisse AG	HSI R Bull CBBC Mar 2019 M	0.2500	28,700 per 10,000 units	28,900 per 10,000 units	2019/03/28	200,000,000	2017/12/19
67666	Credit Suisse AG	HSI R Bull CBBC Mar 2019 N	0.2500	28,500 per 10,000 units	28,700 per 10,000 units	2019/03/28	200,000,000	2017/12/19
67700	Credit Suisse AG	HSI R Bull CBBC Mar 2019 O	0.2500	28,200 per 10,000 units	28,400 per 10,000 units	2019/03/28	200,000,000	2017/12/19
67730	Credit Suisse AG	HSI R Bear CBBC Mar 2018 B	0.2500	29,200 per 10,000 units	29,000 per 10,000 units	2018/03/28	200,000,000	2017/12/19
67669	Credit Suisse AG	Ping An R Bull CBBC Jun 2018 L	0.2500	77.48 per 100 units	78.08 per 100 units	2018/06/28	100,000,000	2017/12/19
67681	Credit Suisse AG	Tencent R Bull CBBC Apr 2018 U	0.2500	384.78 per 100 units	387.78 per 100 units	2018/04/20	50,000,000	2017/12/19
67693	Credit Suisse AG	Tencent R Bull CBBC Apr 2018 V	0.2500	391.38 per 100 units	394.38 per 100 units	2018/04/26	50,000,000	2017/12/19
67988	Goldman Sachs Structured Products (Asia) Ltd.	China Mobile R Bull CBBC Jun 2018A	0.2500	71.80 per 100 units	73 per 100 units	2018/06/28	120,000,000	2017/12/19
68036	Goldman Sachs Structured Products (Asia) Ltd.	China Mobile R Bull CBBC Jun 2018B	0.2500	69.80 per 100 units	71 per 100 units	2018/06/28	120,000,000	2017/12/19
67987	Goldman Sachs Structured Products (Asia) Ltd.	China Life R Bull CBBC May 2018 I	0.2500	22.6000	23.0000	2018/05/28	80,000,000	2017/12/19
66947	Goldman Sachs Structured Products (Asia) Ltd.	HSI R Bull CBBC Sep 2019 Y	0.2500	28,800 per 10,000 units	28,900 per 10,000 units	2019/09/27	200,000,000	2017/12/19

Newly listed callable bull/bear contracts (continued)

Code	Issuer	Name of issue	Issue prices (HK\$)	Strike price (HKD)/Strike level per 10 units	Call price (HKD)/Call level per 10 units	Expiry date	No. of issue (units)	Listing date
67860	Goldman Sachs Structured Products (Asia) Ltd.	HSI R Bull CBBC Sep 2019 Z	0.2500	28,650 per 10,000 units	28,750 per 10,000 units	2019/09/27	200,000,000	2017/12/19
66943	Goldman Sachs Structured Products (Asia) Ltd.	HSI R Bear CBBC May 2018 J	0.2500	29,100 per 10,000 units	29,000 per 10,000 units	2018/05/30	200,000,000	2017/12/19
67863	Goldman Sachs Structured Products (Asia) Ltd.	HSI R Bear CBBC May 2018 K	0.2500	29,000 per 10,000 units	28,850 per 10,000 units	2018/05/30	200,000,000	2017/12/19
66970	Goldman Sachs Structured Products (Asia) Ltd.	Ping An R Bull CBBC Oct 2018 P	0.2500	79.40 per 100 units	80 per 100 units	2018/10/22	120,000,000	2017/12/19
67986	Goldman Sachs Structured Products (Asia) Ltd.	Ping An R Bull CBBC Oct 2018 Q	0.2500	77.40 per 100 units	78 per 100 units	2018/10/23	120,000,000	2017/12/19
66967	Goldman Sachs Structured Products (Asia) Ltd.	Tencent R Bull CBBC Mar 2018 S	0.2500	398 per 100 units	400 per 100 units	2018/03/29	120,000,000	2017/12/19
67973	Goldman Sachs Structured Products (Asia) Ltd.	Tencent R Bull CBBC Mar 2018 U	0.2500	390 per 100 units	392 per 100 units	2018/03/26	120,000,000	2017/12/19
67981	Goldman Sachs Structured Products (Asia) Ltd.	Tencent R Bear CBBC Mar 2018 D	0.2500	402 per 100 units	400 per 100 units	2018/03/27	80,000,000	2017/12/19
67985	Goldman Sachs Structured Products (Asia) Ltd.	Tencent R Bear CBBC Mar 2018 J	0.2500	412 per 100 units	410 per 100 units	2018/03/27	80,000,000	2017/12/19
67221	Hongkong and Shanghai Banking Corporation Ltd., The	China Mobile R Bull CBBC Oct 2018 C	0.2500	66.18 per 100 units	67.38 per 100 units	2018/10/22	50,000,000	2017/12/19
67219	Hongkong and Shanghai Banking Corporation Ltd., The	China Life R Bull CBBC Aug 2018 F	0.2500	23.7800	24.1800	2018/08/20	40,000,000	2017/12/19
67297	Hongkong and Shanghai Banking Corporation Ltd., The	HKEX R Bull CBBC Jul 2018 B	0.2500	220 per 100 units	222.38 per 100 units	2018/07/03	50,000,000	2017/12/19
67256	Hongkong and Shanghai Banking Corporation Ltd., The	HSCEI R Bull CBBC Aug 2018 C	0.2500	11,138 per 10,000 units	11,238 per 10,000 units	2018/08/30	60,000,000	2017/12/19
67222	Hongkong and Shanghai Banking Corporation Ltd., The	HSI R Bull CBBC Aug 2018 X	0.2500	28,648 per 15,000 units	28,798 per 15,000 units	2018/08/30	100,000,000	2017/12/19
67268	Hongkong and Shanghai Banking Corporation Ltd., The	Tencent R Bull CBBC Jul 2018 T	0.2500	396.38 per 100 units	399.18 per 100 units	2018/07/16	60,000,000	2017/12/19
68086	J.P. Morgan Structured Products B.V.	CC Bank R Bull CBBC Apr 2018 A	0.2500	5.6800	5.7800	2018/04/13	180,000,000	2017/12/19
68121	J.P. Morgan Structured Products B.V.	CC Bank R Bull CBBC Apr 2018 B	0.2500	5.3800	5.4800	2018/04/20	180,000,000	2017/12/19
68041	J.P. Morgan Structured Products B.V.	HSI R Bull CBBC Dec 2018 C	0.2500	28,458 per 10,000 units	28,558 per 10,000 units	2018/12/28	200,000,000	2017/12/19
68037	J.P. Morgan Structured Products B.V.	HSI R Bull CBBC Sep 2019 K	0.2500	28,750 per 10,000 units	28,900 per 10,000 units	2019/09/27	200,000,000	2017/12/19
68137	J.P. Morgan Structured Products B.V.	ICBC R Bull CBBC Jun 2018 A	0.2500	5.7800	5.8800	2018/06/08	180,000,000	2017/12/19
68125	J.P. Morgan Structured Products B.V.	Ping An R Bull CBBC Apr 2018 Q	0.2500	73.18 per 100 units	73.88 per 100 units	2018/04/13	120,000,000	2017/12/19
68077	J.P. Morgan Structured Products B.V.	Tencent R Bull CBBC Apr 2018 V	0.2500	398.78 per 100 units	401.58 per 100 units	2018/04/20	50,000,000	2017/12/19
68084	J.P. Morgan Structured Products B.V.	Tencent R Bull CBBC Apr 2018 W	0.2500	392.08 per 100 units	394.88 per 100 units	2018/04/13	50,000,000	2017/12/19
68134	J.P. Morgan Structured Products B.V.	Tencent R Bear CBBC Apr 2018 G	0.2500	402.58 per 100 units	399.08 per 100 units	2018/04/13	50,000,000	2017/12/19
68135	J.P. Morgan Structured Products B.V.	Tencent R Bear CBBC Apr 2018 I	0.2500	412.58 per 100 units	409.08 per 100 units	2018/04/13	50,000,000	2017/12/19
67756	Macquarie Bank Ltd.	HKEX R Bull CBBC Sep 2018 K	0.5080	218.50 per 100 units	220.50 per 100 units	2018/09/26	20,000,000	2017/12/19
67779	Macquarie Bank Ltd.	HKEX R Bull CBBC Sep 2018 L	0.5100	222.50 per 100 units	224.50 per 100 units	2018/09/26	20,000,000	2017/12/19
67742	Macquarie Bank Ltd.	Ping An R Bear CBBC Nov 2018 B	0.3350	91.88 per 100 units	91.18 per 100 units	2018/11/29	30,000,000	2017/12/19
67807	Macquarie Bank Ltd.	Tencent R Bear CBBC Jun 2018 U	0.8160	412.88 per 100 units	410.08 per 100 units	2018/06/29	12,300,000	2017/12/19
67018	SGA Societe Generale Acceptance N.V./SG Issuer	CC Bank R Bull CBBC Dec 2018 A	0.2500	6.4500	6.5500	2018/12/05	100,000,000	2017/12/19
67053	SGA Societe Generale Acceptance N.V./SG Issuer	HKEX R Bull CBBC Dec 2018 D	0.2500	223.20 per 100 units	225.20 per 100 units	2018/12/12	50,000,000	2017/12/19
67942	SGA Societe Generale Acceptance N.V./SG Issuer	HSI R Bull CBBC Nov 2019 K	0.2500	28,658 per 10,000 units	28,758 per 10,000 units	2019/11/28	200,000,000	2017/12/19
67955	SGA Societe Generale Acceptance N.V./SG Issuer	HSI R Bull CBBC Dec 2019 K	0.2500	28,608 per 10,000 units	28,708 per 10,000 units	2019/12/30	200,000,000	2017/12/19
67962	SGA Societe Generale Acceptance N.V./SG Issuer	HSI R Bull CBBC Jan 2020 A	0.2500	28,208 per 10,000 units	28,308 per 10,000 units	2020/01/30	200,000,000	2017/12/19
67869	SGA Societe Generale Acceptance N.V./SG Issuer	HSI R Bear CBBC Aug 2018 F	0.2500	28,988 per 10,000 units	28,888 per 10,000 units	2018/08/30	200,000,000	2017/12/19
67062	SGA Societe Generale Acceptance N.V./SG Issuer	ICBC R Bull CBBC Aug 2018 L	0.2500	5.3000	5.4000	2018/08/02	60,000,000	2017/12/19
67071	SGA Societe Generale Acceptance N.V./SG Issuer	Ping An R Bull CBBC Nov 2018 H	0.2500	80 per 100 units	80.60 per 100 units	2018/11/29	100,000,000	2017/12/19
67074	SGA Societe Generale Acceptance N.V./SG Issuer	Ping An R Bull CBBC Dec 2018 F	0.2500	77 per 100 units	77.60 per 100 units	2018/12/17	100,000,000	2017/12/19
67109	SGA Societe Generale Acceptance N.V./SG Issuer	Tencent R Bull CBBC Aug 2018 T	0.2500	400.20 per 100 units	403 per 100 units	2018/08/02	80,000,000	2017/12/19
67144	SGA Societe Generale Acceptance N.V./SG Issuer	Tencent R Bull CBBC Nov 2018 H	0.2500	393 per 100 units	395.80 per 100 units	2018/11/23	80,000,000	2017/12/19
67199	SGA Societe Generale Acceptance N.V./SG Issuer	Tencent R Bull CBBC Dec 2018 F	0.3050	377.20 per 100 units	380 per 100 units	2018/12/20	80,000,000	2017/12/19
67394	UBS AG	AIA R Bull CBBC Jul 2018 B	0.2500	58.38 per 100 units	58.98 per 100 units	2018/07/16	50,000,000	2017/12/19
67358	UBS AG	China Mobile R Bull CBBC Sep 2018 A	0.2500	68.78 per 100 units	69.98 per 100 units	2018/09/17	50,000,000	2017/12/19

Newly listed callable bull/bear contracts (continued)

Code	Issuer	Name of issue	Issue prices (HK\$)	Strike price (HKD)/Strike level per 10 units	Call price (HKD)/Call level per 10 units	Expiry date	No. of issue (units)	Listing date
67482	UBS AG	CC Bank R Bull CBBC Jul 2018 D	0.2500	6.1800	6.2800	2018/07/30	80,000,000	2017/12/19
67477	UBS AG	CC Bank R Bull CBBC Aug 2018 F	0.2500	6.3800	6.4800	2018/08/06	80,000,000	2017/12/19
67497	UBS AG	Geely Auto R Bull CBBC Aug 2018 A	0.2500	23.3800	23.8800	2018/08/13	40,000,000	2017/12/19
67516	UBS AG	HKEX R Bull CBBC May 2018 D	0.2500	221.88 per 100 units	223.88 per 100 units	2018/05/28	50,000,000	2017/12/19
67317	UBS AG	HSI R Bull CBBC Apr 2019 I	0.2500	28,800 per 10,000 units	28,900 per 10,000 units	2019/04/29	200,000,000	2017/12/19
67571	UBS AG	HSI R Bull CBBC Apr 2019 L	0.2500	28,600 per 10,000 units	28,750 per 10,000 units	2019/04/29	250,000,000	2017/12/19
67324	UBS AG	HSI R Bear CBBC Apr 2018 X	0.2500	29,100 per 10,000 units	29,000 per 10,000 units	2018/04/27	200,000,000	2017/12/19
67603	UBS AG	HSI R Bear CBBC Apr 2018 Y	0.2500	28,933 per 10,000 units	28,833 per 10,000 units	2018/04/27	200,000,000	2017/12/19
67461	UBS AG	ICBC R Bull CBBC Sep 2018 A	0.2500	5.3900	5.4900	2018/09/17	100,000,000	2017/12/19
67569	UBS AG	Petrochina R Bull CBBC Oct 2018 B	0.2500	4.8400	4.9900	2018/10/29	40,000,000	2017/12/19
67496	UBS AG	Tencent R Bear CBBC Apr 2018 Q	0.2500	413.38 per 100 units	410.18 per 100 units	2018/04/25	40,000,000	2017/12/19
68216	BNP Paribas Issuance B.V.	HSI R Bull CBBC Sep 2019 S	0.2500	28,700 per 10,000 units	28,800 per 10,000 units	2019/09/27	250,000,000	2017/12/20
68676	BNP Paribas Issuance B.V.	HSI R Bull CBBC Sep 2019 T	0.2500	29,100 per 10,000 units	29,200 per 10,000 units	2019/09/27	250,000,000	2017/12/20
68678	BNP Paribas Issuance B.V.	HSI R Bull CBBC Sep 2019 U	0.2500	29,000 per 10,000 units	29,100 per 10,000 units	2019/09/27	250,000,000	2017/12/20
68681	BNP Paribas Issuance B.V.	HSI R Bull CBBC Sep 2019 V	0.2500	28,900 per 10,000 units	29,000 per 10,000 units	2019/09/27	250,000,000	2017/12/20
68436	BNP Paribas Issuance B.V.	HSI R Bear CBBC May 2018 I	0.2500	29,200 per 10,000 units	29,100 per 10,000 units	2018/05/30	250,000,000	2017/12/20
68440	BNP Paribas Issuance B.V.	HSI R Bear CBBC May 2018 J	0.2500	29,300 per 10,000 units	29,200 per 10,000 units	2018/05/30	250,000,000	2017/12/20
68211	BNP Paribas Issuance B.V.	Tencent R Bear CBBC Apr 2018 K	0.2500	409.50 per 100 units	407 per 100 units	2018/04/27	50,000,000	2017/12/20
68215	BNP Paribas Issuance B.V.	Tencent R Bear CBBC Apr 2018 R	0.2500	401.50 per 100 units	399 per 100 units	2018/04/27	50,000,000	2017/12/20
68815	Credit Suisse AG	AIA R Bull CBBC Jul 2018 I	0.2500	61.58 per 100 units	62.18 per 100 units	2018/07/13	70,000,000	2017/12/20
68814	Credit Suisse AG	BOCL R Bull CBBC Sep 2018 J	0.2500	3.7300	3.8100	2018/09/21	70,000,000	2017/12/20
68790	Credit Suisse AG	CC Bank R Bull CBBC Sep 2018 V	0.2500	6.5700	6.6700	2018/09/14	70,000,000	2017/12/20
68796	Credit Suisse AG	CC Bank R Bull CBBC Sep 2018 W	0.2500	6.8200	6.9200	2018/09/20	70,000,000	2017/12/20
68824	Credit Suisse AG	CNOOC R Bull CBBC Nov 2018 B	0.2500	10.4200	10.6200	2018/11/01	50,000,000	2017/12/20
68781	Credit Suisse AG	Galaxy Ent R Bull CBBC Jun 2018 M	0.2500	56.78 per 100 units	57.58 per 100 units	2018/06/27	50,000,000	2017/12/20
68777	Credit Suisse AG	HSBC R Bull CBBC Jun 2018 H	0.2500	78.92 per 100 units	79.92 per 100 units	2018/06/21	100,000,000	2017/12/20
68773	Credit Suisse AG	HSCEI R Bull CBBC Nov 2018 A	0.2500	11,128 per 10,000 units	11,228 per 10,000 units	2018/11/29	100,000,000	2017/12/20
68766	Credit Suisse AG	HSI R Bull CBBC Nov 2018 C	0.2500	28,700 per 12,000 units	28,850 per 12,000 units	2018/11/29	200,000,000	2017/12/20
68763	Credit Suisse AG	HSI R Bull CBBC Dec 2018 R	0.2500	29,072 per 12,000 units	29,222 per 12,000 units	2018/12/28	200,000,000	2017/12/20
68764	Credit Suisse AG	HSI R Bull CBBC Dec 2018 S	0.2500	28,900 per 12,000 units	29,050 per 12,000 units	2018/12/28	200,000,000	2017/12/20
68688	Credit Suisse AG	HSI R Bear CBBC Mar 2018 C	0.2500	29,000 per 10,000 units	28,800 per 10,000 units	2018/03/28	200,000,000	2017/12/20
68740	Credit Suisse AG	HSI R Bear CBBC Mar 2018 D	0.2500	29,300 per 10,000 units	29,100 per 10,000 units	2018/03/28	200,000,000	2017/12/20
68752	Credit Suisse AG	HSI R Bear CBBC May 2018 J	0.2500	29,400 per 12,000 units	29,250 per 12,000 units	2018/05/30	200,000,000	2017/12/20
68697	Credit Suisse AG	HSI R Bear CBBC May 2018 O	0.2500	29,068 per 10,000 units	28,968 per 10,000 units	2018/05/30	150,000,000	2017/12/20
68803	Credit Suisse AG	ICBC R Bull CBBC Sep 2018 S	0.2500	5.8500	5.9500	2018/09/12	70,000,000	2017/12/20
68811	Credit Suisse AG	ICBC R Bull CBBC Sep 2018 T	0.2500	6.0900	6.1900	2018/09/07	70,000,000	2017/12/20
68818	Credit Suisse AG	PetCh R Bull CBBC Sep 2018 B	0.2500	4.9300	5.0800	2018/09/28	50,000,000	2017/12/20
69065	Goldman Sachs Structured Products (Asia) Ltd.	CSOP A50 ETF R Bull CBBC Jun 2018A	0.2500	15.4000	15.5000	2018/06/28	80,000,000	2017/12/20
69062	Goldman Sachs Structured Products (Asia) Ltd.	HKEX R Bull CBBC Jun 2018 X	0.2500	227.38 per 100 units	229.38 per 100 units	2018/06/29	120,000,000	2017/12/20
69032	Goldman Sachs Structured Products (Asia) Ltd.	HSBC R Bull CBBC Sep 2018 S	0.2500	78.90 per 100 units	79.90 per 100 units	2018/09/28	120,000,000	2017/12/20
69035	Goldman Sachs Structured Products (Asia) Ltd.	HSBC R Bull CBBC Sep 2018 T	0.2500	78 per 100 units	79 per 100 units	2018/09/28	120,000,000	2017/12/20
68835	Goldman Sachs Structured Products (Asia) Ltd.	HSCEI R Bull CBBC Oct 2019 B	0.2500	11,300 per 10,000 units	11,400 per 10,000 units	2019/10/30	120,000,000	2017/12/20
68838	Goldman Sachs Structured Products (Asia) Ltd.	HSCEI R Bear CBBC May 2018 B	0.2500	12,100 per 10,000 units	12,000 per 10,000 units	2018/05/30	120,000,000	2017/12/20

Newly listed callable bull/bear contracts (continued)

Code	Issuer	Name of issue	Issue prices (HK\$)	Strike price (HKD)/Strike level per 10 units	Call price (HKD)/Call level per 10 units	Expiry date	No. of issue (units)	Listing date
68826	Goldman Sachs Structured Products (Asia) Ltd.	HSI R Bull CBBC Oct 2019 H	0.2500	29,122 per 10,000 units	29,222 per 10,000 units	2019/10/30	200,000,000	2017/12/20
68831	Goldman Sachs Structured Products (Asia) Ltd.	HSI R Bull CBBC Oct 2019 I	0.2500	28,900 per 10,000 units	29,000 per 10,000 units	2019/10/30	200,000,000	2017/12/20
68832	Goldman Sachs Structured Products (Asia) Ltd.	HSI R Bull CBBC Oct 2019 J	0.2500	28,700 per 10,000 units	28,800 per 10,000 units	2019/10/30	200,000,000	2017/12/20
68383	Goldman Sachs Structured Products (Asia) Ltd.	HSI R Bear CBBC Apr 2018 Y	0.2500	29,100 per 10,000 units	29,000 per 10,000 units	2018/04/27	200,000,000	2017/12/20
68399	Goldman Sachs Structured Products (Asia) Ltd.	HSI R Bear CBBC May 2018 L	0.2510	29,250 per 10,000 units	29,150 per 10,000 units	2018/05/30	200,000,000	2017/12/20
68417	Goldman Sachs Structured Products (Asia) Ltd.	HSI R Bear CBBC May 2018 M	0.2500	29,400 per 12,000 units	29,250 per 12,000 units	2018/05/30	200,000,000	2017/12/20
68999	Goldman Sachs Structured Products (Asia) Ltd.	Tencent R Bull CBBC Mar 2018 L	0.2500	386 per 100 units	388 per 100 units	2018/03/23	120,000,000	2017/12/20
68998	Goldman Sachs Structured Products (Asia) Ltd.	Tencent R Bull CBBC Mar 2018 O	0.2500	393.58 per 100 units	395.58 per 100 units	2018/03/23	120,000,000	2017/12/20
69001	Goldman Sachs Structured Products (Asia) Ltd.	Tencent R Bear CBBC Mar 2018 I	0.2500	397.68 per 100 units	395.68 per 100 units	2018/03/23	80,000,000	2017/12/20
68611	Hongkong and Shanghai Banking Corporation Ltd., The	BOCL R Bull CBBC Sep 2018 B	0.2500	3.4800	3.5600	2018/09/17	80,000,000	2017/12/20
68603	Hongkong and Shanghai Banking Corporation Ltd., The	CC Bank R Bull CBBC Sep 2018 C	0.2500	6.7300	6.8300	2018/09/03	80,000,000	2017/12/20
68596	Hongkong and Shanghai Banking Corporation Ltd., The	CC Bank R Bull CBBC Oct 2018 A	0.2500	6.0000	6.1000	2018/10/08	80,000,000	2017/12/20
68641	Hongkong and Shanghai Banking Corporation Ltd., The	Galaxy Ent R Bull CBBC Jul 2018 I	0.2500	58.58 per 100 units	59.38 per 100 units	2018/07/23	80,000,000	2017/12/20
68628	Hongkong and Shanghai Banking Corporation Ltd., The	HSI R Bull CBBC Aug 2018 D	0.2500	29,098 per 15,000 units	29,198 per 15,000 units	2018/08/30	100,000,000	2017/12/20
68241	Hongkong and Shanghai Banking Corporation Ltd., The	HSI R Bull CBBC Aug 2018 Y	0.2500	28,498 per 15,000 units	28,598 per 15,000 units	2018/08/30	100,000,000	2017/12/20
68620	Hongkong and Shanghai Banking Corporation Ltd., The	HSI R Bull CBBC Aug 2018 Z	0.2500	28,798 per 15,000 units	28,898 per 15,000 units	2018/08/30	100,000,000	2017/12/20
68610	Hongkong and Shanghai Banking Corporation Ltd., The	ICBC R Bull CBBC Sep 2018 E	0.2500	6.0800	6.1800	2018/09/03	80,000,000	2017/12/20
68235	Hongkong and Shanghai Banking Corporation Ltd., The	Sunny Optical R Bull CBBC Jul 2018 G	0.2500	100.88 per 100 units	103.88 per 100 units	2018/07/03	40,000,000	2017/12/20
68221	Hongkong and Shanghai Banking Corporation Ltd., The	Tencent R Bull CBBC Jul 2018 U	0.2500	388.38 per 100 units	391.18 per 100 units	2018/07/23	60,000,000	2017/12/20
68219	Hongkong and Shanghai Banking Corporation Ltd., The	Tencent R Bear CBBC Oct 2018 D	0.2500	403.68 per 100 units	400.88 per 100 units	2018/10/08	50,000,000	2017/12/20
69098	J.P. Morgan Structured Products B.V.	HSBC R Bull CBBC Apr 2018 D	0.2500	77.08 per 100 units	78.08 per 100 units	2018/04/13	120,000,000	2017/12/20
69076	J.P. Morgan Structured Products B.V.	HSI R Bear CBBC May 2018 S	0.2500	29,048 per 10,000 units	28,948 per 10,000 units	2018/05/30	200,000,000	2017/12/20
69077	J.P. Morgan Structured Products B.V.	HSI R Bear CBBC May 2018 T	0.2500	29,248 per 10,000 units	29,148 per 10,000 units	2018/05/30	200,000,000	2017/12/20
69102	J.P. Morgan Structured Products B.V.	Tencent R Bear CBBC Apr 2018 H	0.2500	409.30 per 100 units	405.80 per 100 units	2018/04/13	50,000,000	2017/12/20
68643	Macquarie Bank Ltd.	HSI R Bull CBBC Nov 2018 K	0.2500	28,108 per 10,000 units	28,208 per 10,000 units	2018/11/29	40,000,000	2017/12/20
68665	Macquarie Bank Ltd.	HSI R Bull CBBC Nov 2018 L	0.2500	28,308 per 10,000 units	28,408 per 10,000 units	2018/11/29	40,000,000	2017/12/20
68250	Macquarie Bank Ltd.	Tencent R Bull CBBC Jul 2018 D	0.8290	381.88 per 100 units	384.88 per 100 units	2018/07/31	12,100,000	2017/12/20
68249	Macquarie Bank Ltd.	Tencent R Bear CBBC Jul 2018 E	0.8820	402.88 per 100 units	400.08 per 100 units	2018/07/31	11,400,000	2017/12/20
68894	SGA Societe Generale Acceptance N.V./SG Issuer	BOCL R Bull CBBC Dec 2018 A	0.2500	3.7000	3.7800	2018/12/21	40,000,000	2017/12/20
68320	SGA Societe Generale Acceptance N.V./SG Issuer	CUni R Bull CBBC Dec 2018 A	0.2500	10.3000	10.5000	2018/12/21	40,000,000	2017/12/20
68909	SGA Societe Generale Acceptance N.V./SG Issuer	CC Bank R Bull CBBC Oct 2018 E	0.2500	6.8200	6.9200	2018/10/30	100,000,000	2017/12/20
68916	SGA Societe Generale Acceptance N.V./SG Issuer	CC Bank R Bull CBBC Dec 2018 B	0.2500	6.6300	6.7300	2018/12/19	100,000,000	2017/12/20
68966	SGA Societe Generale Acceptance N.V./SG Issuer	China Life R Bull CBBC Aug 2018 C	0.2500	23.9000	24.3000	2018/08/08	40,000,000	2017/12/20
68302	SGA Societe Generale Acceptance N.V./SG Issuer	CM Bank R Bull CBBC Dec 2018 C	0.2500	29.10 per 100 units	29.50 per 100 units	2018/12/31	40,000,000	2017/12/20
68971	SGA Societe Generale Acceptance N.V./SG Issuer	Galaxy Ent R Bull CBBC Sep 2018 C	0.2500	60.15 per 100 units	60.95 per 100 units	2018/09/04	80,000,000	2017/12/20
68980	SGA Societe Generale Acceptance N.V./SG Issuer	Galaxy Ent R Bull CBBC Dec 2018 B	0.2500	57.20 per 100 units	58 per 100 units	2018/12/06	80,000,000	2017/12/20
68992	SGA Societe Generale Acceptance N.V./SG Issuer	HSBC R Bull CBBC Sep 2018 P	0.2500	78.90 per 100 units	79.90 per 100 units	2018/09/14	100,000,000	2017/12/20
68457	SGA Societe Generale Acceptance N.V./SG Issuer	HSCEI R Bull CBBC Nov 2018 M	0.2500	11,050 per 10,000 units	11,150 per 10,000 units	2018/11/29	100,000,000	2017/12/20
68854	SGA Societe Generale Acceptance N.V./SG Issuer	HSI R Bull CBBC Oct 2019 X	0.2500	28,758 per 12,000 units	28,858 per 12,000 units	2019/10/30	200,000,000	2017/12/20
68879	SGA Societe Generale Acceptance N.V./SG Issuer	HSI R Bull CBBC Nov 2019 M	0.2500	29,058 per 12,000 units	29,158 per 12,000 units	2019/11/28	200,000,000	2017/12/20
68885	SGA Societe Generale Acceptance N.V./SG Issuer	HSI R Bull CBBC Dec 2019 L	0.2500	28,908 per 10,000 units	29,008 per 10,000 units	2019/12/30	200,000,000	2017/12/20
68887	SGA Societe Generale Acceptance N.V./SG Issuer	HSI R Bull CBBC Dec 2019 M	0.2500	29,108 per 10,000 units	29,208 per 10,000 units	2019/12/30	200,000,000	2017/12/20
68839	SGA Societe Generale Acceptance N.V./SG Issuer	HSI R Bear CBBC Mar 2018 C	0.2500	29,338 per 12,000 units	29,238 per 12,000 units	2018/03/28	200,000,000	2017/12/20

Newly listed callable bull/bear contracts (continued)

Code	Issuer	Name of issue	Issue prices (HK\$)	Strike price (HKD)/Strike level per 10 units	Call price (HKD)/Call level per 10 units	Expiry date	No. of issue (units)	Listing date
68469	SGA Societe Generale Acceptance N.V./SG Issuer	HSI R Bear CBBC Apr 2018 M	0.2500	29,238 per 12,000 units	29,138 per 12,000 units	2018/04/27	200,000,000	2017/12/20
68995	SGA Societe Generale Acceptance N.V./SG Issuer	ICBC R Bull CBBC Sep 2018 F	0.2500	6.0900	6.1900	2018/09/27	60,000,000	2017/12/20
68337	SGA Societe Generale Acceptance N.V./SG Issuer	ICBC R Bull CBBC Dec 2018 B	0.2500	5.8200	5.9200	2018/12/17	60,000,000	2017/12/20
68140	SGA Societe Generale Acceptance N.V./SG Issuer	Ping An R Bull CBBC Dec 2018 G	0.2500	75.60 per 100 units	76.20 per 100 units	2018/12/06	100,000,000	2017/12/20
68191	SGA Societe Generale Acceptance N.V./SG Issuer	Tencent R Bull CBBC Sep 2018 T	0.2500	387.20 per 100 units	390 per 100 units	2018/09/21	80,000,000	2017/12/20
68146	SGA Societe Generale Acceptance N.V./SG Issuer	Tencent R Bear CBBC Sep 2018 C	0.2500	402.80 per 100 units	400 per 100 units	2018/09/20	80,000,000	2017/12/20
68542	UBS AG	HSBC R Bull CBBC Jun 2018 E	0.2500	74.88 per 100 units	75.88 per 100 units	2018/06/11	100,000,000	2017/12/20
68544	UBS AG	HSBC R Bull CBBC Jun 2018 F	0.2500	73.88 per 100 units	74.88 per 100 units	2018/06/25	100,000,000	2017/12/20
68540	UBS AG	HSBC R Bull CBBC Jul 2018 H	0.2500	78.38 per 100 units	79.38 per 100 units	2018/07/09	100,000,000	2017/12/20
68528	UBS AG	HSBC R Bull CBBC Sep 2018 A	0.2500	76.38 per 100 units	77.38 per 100 units	2018/09/03	100,000,000	2017/12/20
68532	UBS AG	HSBC R Bull CBBC Sep 2018 B	0.2500	77.38 per 100 units	78.38 per 100 units	2018/09/17	100,000,000	2017/12/20
68584	UBS AG	HSI R Bull CBBC Nov 2018 F	0.2500	28,700 per 10,000 units	28,850 per 10,000 units	2018/11/29	250,000,000	2017/12/20
68565	UBS AG	HSI R Bull CBBC Aug 2019 L	0.2500	29,122 per 10,000 units	29,222 per 10,000 units	2019/08/29	200,000,000	2017/12/20
68567	UBS AG	HSI R Bull CBBC Aug 2019 M	0.2500	29,000 per 10,000 units	29,100 per 10,000 units	2019/08/29	200,000,000	2017/12/20
68481	UBS AG	HSI R Bear CBBC Apr 2018 P	0.2500	29,050 per 10,000 units	28,900 per 10,000 units	2018/04/27	250,000,000	2017/12/20
68551	UBS AG	HSI R Bear CBBC Apr 2018 U	0.2500	29,200 per 10,000 units	29,050 per 10,000 units	2018/04/27	250,000,000	2017/12/20
68554	UBS AG	HSI R Bear CBBC Apr 2018 V	0.2500	29,300 per 10,000 units	29,200 per 10,000 units	2018/04/27	200,000,000	2017/12/20
68550	UBS AG	Sunny Optical R Bull CBBC Jul 2018 A	0.2500	92.98 per 100 units	96.98 per 100 units	2018/07/09	40,000,000	2017/12/20
68289	Bank Vontobel	HSI R Bull CBBC May 2018 B	0.2520	27,910 per 12,000 units	28,110 per 12,000 units	2018/05/30	100,000,000	2017/12/20
68296	Bank Vontobel	HSI R Bull CBBC May 2018 C	0.2500	28,510 per 12,000 units	28,710 per 12,000 units	2018/05/30	100,000,000	2017/12/20
68299	Bank Vontobel	HSI R Bull CBBC May 2018 D	0.2520	28,210 per 10,000 units	28,410 per 10,000 units	2018/05/30	100,000,000	2017/12/20
68479	Bank Vontobel	HSI R Bull CBBC May 2018 E	0.3010	28,810 per 10,000 units	29,010 per 10,000 units	2018/05/30	100,000,000	2017/12/20
69131	BNP Paribas Issuance B.V.	HSCEI R Bull CBBC Aug 2018 J	0.2500	11,300 per 10,000 units	11,400 per 10,000 units	2018/08/30	100,000,000	2017/12/21
69162	BNP Paribas Issuance B.V.	HSCEI R Bull CBBC Aug 2018 K	0.2500	11,100 per 10,000 units	11,200 per 10,000 units	2018/08/30	100,000,000	2017/12/21
69106	BNP Paribas Issuance B.V.	HSI R Bear CBBC May 2018 K	0.2500	29,400 per 10,000 units	29,300 per 10,000 units	2018/05/30	250,000,000	2017/12/21
69562	Credit Suisse AG	CC Bank R Bull CBBC Sep 2018 X	0.2500	6.7000	6.8000	2018/09/13	70,000,000	2017/12/21
69549	Credit Suisse AG	Galaxy Ent R Bull CBBC Jun 2018 N	0.2500	55.08 per 100 units	55.88 per 100 units	2018/06/13	50,000,000	2017/12/21
69546	Credit Suisse AG	HSBC R Bull CBBC Jun 2018 I	0.2500	78.18 per 100 units	79.18 per 100 units	2018/06/14	70,000,000	2017/12/21
69609	Credit Suisse AG	HSCEI R Bull CBBC Nov 2018 B	0.2500	10,978 per 10,000 units	11,078 per 10,000 units	2018/11/29	100,000,000	2017/12/21
69538	Credit Suisse AG	HSI R Bull CBBC Nov 2018 D	0.2500	29,028 per 12,000 units	29,178 per 12,000 units	2018/11/29	200,000,000	2017/12/21
69582	Credit Suisse AG	HSI R Bull CBBC Mar 2019 P	0.2500	28,850 per 10,000 units	29,000 per 10,000 units	2019/03/28	200,000,000	2017/12/21
69583	Credit Suisse AG	HSI R Bull CBBC Mar 2019 Q	0.2500	28,650 per 10,000 units	28,800 per 10,000 units	2019/03/28	200,000,000	2017/12/21
69607	Credit Suisse AG	HSI R Bear CBBC Mar 2018 X	0.2500	29,500 per 10,000 units	29,300 per 10,000 units	2018/03/28	200,000,000	2017/12/21
69584	Credit Suisse AG	HSI R Bear CBBC May 2018 K	0.2500	29,317 per 12,000 units	29,167 per 12,000 units	2018/05/30	200,000,000	2017/12/21
69573	Credit Suisse AG	ICBC R Bull CBBC Sep 2018 U	0.2500	5.9700	6.0700	2018/09/19	70,000,000	2017/12/21
69292	The Bank of East Asia, Ltd.	AIA R Bull CBBC Dec 2018 A	1.0000	60.2800	60.8800	2018/12/06	10,000,000	2017/12/21
69259	The Bank of East Asia, Ltd.	CSOP A50 ETF R Bull CBBC Dec 2018 A	0.2500	14.9000	15.0200	2018/12/06	40,000,000	2017/12/21
69282	The Bank of East Asia, Ltd.	HSBC R Bull CBBC Jun 2018 A	0.2500	76.58 per 100 units	77.58 per 100 units	2018/06/28	60,000,000	2017/12/21
69252	The Bank of East Asia, Ltd.	Ping An R Bear CBBC Dec 2018 A	0.2500	82.88 per 100 units	82.08 per 100 units	2018/12/06	40,000,000	2017/12/21
69272	The Bank of East Asia, Ltd.	Sunny Optical R Bull CBBC Dec 2018 A	0.2500	100.28 per 100 units	104.28 per 100 units	2018/12/06	40,000,000	2017/12/21
69618	Goldman Sachs Structured Products (Asia) Ltd.	HSBC R Bear CBBC Apr 2018 B	0.2500	88.30 per 100 units	86.80 per 100 units	2018/04/23	80,000,000	2017/12/21
69484	Goldman Sachs Structured Products (Asia) Ltd.	HSI R Bull CBBC Oct 2019 K	0.2500	28,950 per 12,000 units	29,100 per 12,000 units	2019/10/30	200,000,000	2017/12/21
69489	Goldman Sachs Structured Products (Asia) Ltd.	HSI R Bull CBBC Oct 2019 L	0.2500	28,700 per 12,000 units	28,850 per 12,000 units	2019/10/30	200,000,000	2017/12/21

Newly listed callable bull/bear contracts (continued)

Code	Issuer	Name of issue	Issue prices (HK\$)	Strike price (HKD)/Strike level per 10 units	Call price (HKD)/Call level per 10 units	Expiry date	No. of issue (units)	Listing date
69490	Goldman Sachs Structured Products (Asia) Ltd.	HSI R Bull CBBC Oct 2019 M	0.2500	28,400 per 12,000 units	28,550 per 12,000 units	2019/10/30	200,000,000	2017/12/21
69501	Goldman Sachs Structured Products (Asia) Ltd.	HSI R Bear CBBC May 2018 N	0.2500	29,267 per 10,000 units	29,167 per 10,000 units	2018/05/30	200,000,000	2017/12/21
69505	Goldman Sachs Structured Products (Asia) Ltd.	HSI R Bear CBBC May 2018 O	0.2500	29,400 per 10,000 units	29,300 per 10,000 units	2018/05/30	200,000,000	2017/12/21
69525	Goldman Sachs Structured Products (Asia) Ltd.	HSI R Bear CBBC May 2018 P	0.2510	29,650 per 10,000 units	29,550 per 10,000 units	2018/05/30	200,000,000	2017/12/21
69611	J.P. Morgan Structured Products B.V.	HSI R Bull CBBC Sep 2019 B	0.2500	29,050 per 10,000 units	29,200 per 10,000 units	2019/09/27	200,000,000	2017/12/21
69613	J.P. Morgan Structured Products B.V.	HSI R Bull CBBC Sep 2019 U	0.2500	28,850 per 10,000 units	29,000 per 10,000 units	2019/09/27	200,000,000	2017/12/21
69614	J.P. Morgan Structured Products B.V.	HSI R Bull CBBC Sep 2019 V	0.2500	28,550 per 10,000 units	28,700 per 10,000 units	2019/09/27	200,000,000	2017/12/21
69637	J.P. Morgan Structured Products B.V.	HSI R Bear CBBC May 2018 U	0.2500	29,348 per 10,000 units	29,248 per 10,000 units	2018/05/30	200,000,000	2017/12/21
69321	Macquarie Bank Ltd.	HSI R Bear CBBC Jul 2018 K	0.2500	30,700 per 10,000 units	30,600 per 10,000 units	2018/07/30	40,000,000	2017/12/21
69310	Macquarie Bank Ltd.	Tencent R Bull CBBC Jul 2018 E	0.9760	371.88 per 100 units	374.88 per 100 units	2018/07/31	10,300,000	2017/12/21
69195	SGA Societe Generale Acceptance N.V./SG Issuer	CSOP A50 ETF R Bull CBBC Oct 2018 A	0.2500	15.2600	15.3600	2018/10/30	40,000,000	2017/12/21
69164	SGA Societe Generale Acceptance N.V./SG Issuer	HSBC R Bull CBBC Dec 2018 C	0.2500	76.50 per 100 units	77.50 per 100 units	2018/12/11	100,000,000	2017/12/21
69625	SGA Societe Generale Acceptance N.V./SG Issuer	HSI R Bull CBBC Dec 2019 N	0.2500	28,708 per 10,000 units	28,808 per 10,000 units	2019/12/30	200,000,000	2017/12/21
69636	SGA Societe Generale Acceptance N.V./SG Issuer	HSI R Bull CBBC Jan 2020 B	0.2500	29,008 per 10,000 units	29,108 per 10,000 units	2020/01/30	200,000,000	2017/12/21
69622	SGA Societe Generale Acceptance N.V./SG Issuer	HSI R Bear CBBC Apr 2018 N	0.2500	29,438 per 12,000 units	29,338 per 12,000 units	2018/04/27	200,000,000	2017/12/21
69623	SGA Societe Generale Acceptance N.V./SG Issuer	HSI R Bear CBBC Jul 2018 T	0.2500	29,288 per 10,000 units	29,188 per 10,000 units	2018/07/30	200,000,000	2017/12/21
69238	SGA Societe Generale Acceptance N.V./SG Issuer	Tencent R Bull CBBC Jul 2018 T	0.2500	394.60 per 100 units	397.40 per 100 units	2018/07/12	80,000,000	2017/12/21
69395	UBS AG	BOCL R Bull CBBC Sep 2018 B	0.2500	3.4700	3.5500	2018/09/10	80,000,000	2017/12/21
69388	UBS AG	CC Bank R Bull CBBC Jul 2018 E	0.2500	6.6800	6.7800	2018/07/09	80,000,000	2017/12/21
69417	UBS AG	HSCEI R Bull CBBC Dec 2018 A	0.2500	11,188 per 10,000 units	11,288 per 10,000 units	2018/12/28	100,000,000	2017/12/21
69453	UBS AG	HSCEI R Bear CBBC Apr 2018 A	0.2500	12,288 per 10,000 units	12,188 per 10,000 units	2018/04/27	100,000,000	2017/12/21
69362	UBS AG	HSI R Bull CBBC Apr 2019 Q	0.2500	29,050 per 10,000 units	29,200 per 10,000 units	2019/04/29	250,000,000	2017/12/21
69364	UBS AG	HSI R Bull CBBC Apr 2019 R	0.2500	28,900 per 10,000 units	29,050 per 10,000 units	2019/04/29	250,000,000	2017/12/21
69462	UBS AG	HSI R Bear CBBC May 2018 P	0.2500	29,317 per 10,000 units	29,167 per 10,000 units	2018/05/30	250,000,000	2017/12/21
69479	UBS AG	HSI R Bear CBBC May 2018 Q	0.2500	29,400 per 10,000 units	29,300 per 10,000 units	2018/05/30	200,000,000	2017/12/21
60340	Credit Suisse AG	Galaxy Ent R Bull CBBC Jun 2018 O	0.2500	59.08 per 100 units	59.88 per 100 units	2018/06/26	50,000,000	2017/12/22
60339	Credit Suisse AG	Galaxy Ent R Bear CBBC Aug 2018 A	0.2500	67.68 per 100 units	66.88 per 100 units	2018/08/09	50,000,000	2017/12/22
60201	Credit Suisse AG	HSI R Bull CBBC Nov 2018 E	0.2500	28,788 per 12,000 units	28,938 per 12,000 units	2018/11/29	200,000,000	2017/12/22
60187	Credit Suisse AG	HSI R Bull CBBC Mar 2019 R	0.2500	28,950 per 10,000 units	29,100 per 10,000 units	2019/03/28	200,000,000	2017/12/22
60338	Credit Suisse AG	HSI R Bear CBBC Apr 2018 W	0.2500	28,988 per 12,000 units	28,838 per 12,000 units	2018/04/27	200,000,000	2017/12/22
60214	Credit Suisse AG	HSI R Bear CBBC May 2018 L	0.2500	29,200 per 12,000 units	29,050 per 12,000 units	2018/05/30	200,000,000	2017/12/22
60721	Goldman Sachs Structured Products (Asia) Ltd.	CC Bank R Bull CBBC Aug 2018 A	0.2500	6.6500	6.7500	2018/08/27	120,000,000	2017/12/22
69681	Goldman Sachs Structured Products (Asia) Ltd.	China Life R Bull CBBC May 2018 J	0.2500	23.9800	24.3800	2018/05/31	80,000,000	2017/12/22
60699	Goldman Sachs Structured Products (Asia) Ltd.	HKEX R Bull CBBC Oct 2018 P	0.2500	223 per 100 units	225 per 100 units	2018/10/23	120,000,000	2017/12/22
69676	Goldman Sachs Structured Products (Asia) Ltd.	HSI R Bull CBBC Sep 2019 A	0.2500	29,066 per 10,000 units	29,166 per 10,000 units	2019/09/27	200,000,000	2017/12/22
69679	Goldman Sachs Structured Products (Asia) Ltd.	HSI R Bull CBBC Sep 2019 B	0.2500	28,950 per 10,000 units	29,050 per 10,000 units	2019/09/27	200,000,000	2017/12/22
69750	Goldman Sachs Structured Products (Asia) Ltd.	HSI R Bear CBBC May 2018 Q	0.2500	28,984 per 12,000 units	28,834 per 12,000 units	2018/05/30	200,000,000	2017/12/22
69751	Goldman Sachs Structured Products (Asia) Ltd.	HSI R Bear CBBC May 2018 R	0.2500	29,300 per 10,000 units	29,200 per 10,000 units	2018/05/30	200,000,000	2017/12/22
60700	Goldman Sachs Structured Products (Asia) Ltd.	Ping An R Bull CBBC Oct 2018 R	0.2500	76.40 per 100 units	77 per 100 units	2018/10/23	120,000,000	2017/12/22
60708	Goldman Sachs Structured Products (Asia) Ltd.	Ping An R Bear CBBC Oct 2018 C	0.2500	83.40 per 100 units	82.80 per 100 units	2018/10/23	80,000,000	2017/12/22
69699	Hongkong and Shanghai Banking Corporation Ltd., The	China Life R Bull CBBC Sep 2018 C	0.4500	20.0800	20.4800	2018/09/17	40,000,000	2017/12/22
69731	Hongkong and Shanghai Banking Corporation Ltd., The	China Life R Bull CBBC Oct 2018 A	0.5500	19.1800	19.5800	2018/10/02	40,000,000	2017/12/22
69698	Hongkong and Shanghai Banking Corporation Ltd., The	HKEX R Bull CBBC Jul 2018 F	0.2500	223 per 100 units	225.38 per 100 units	2018/07/03	50,000,000	2017/12/22

Newly listed callable bull/bear contracts (continued)

Code	Issuer	Name of issue	Issue prices (HK\$)	Strike price (HKD)/Strike level per 10 units	Call price (HKD)/Call level per 10 units	Expiry date	No. of issue (units)	Listing date
69683	Hongkong and Shanghai Banking Corporation Ltd., The	HSCEI R Bear CBBC Apr 2018 I	0.2500	11,688 per 10,000 units	11,588 per 10,000 units	2018/04/27	50,000,000	2017/12/22
69740	Hongkong and Shanghai Banking Corporation Ltd., The	HSI R Bull CBBC Aug 2018 H	0.2500	28,198 per 15,000 units	28,298 per 15,000 units	2018/08/30	100,000,000	2017/12/22
69745	Hongkong and Shanghai Banking Corporation Ltd., The	HSI R Bear CBBC Apr 2018 L	0.2500	28,988 per 15,000 units	28,888 per 15,000 units	2018/04/27	100,000,000	2017/12/22
69736	Hongkong and Shanghai Banking Corporation Ltd., The	PetCh R Bull CBBC Oct 2018 C	0.2500	4.9300	5.0800	2018/10/15	80,000,000	2017/12/22
69697	Hongkong and Shanghai Banking Corporation Ltd., The	Tencent R Bull CBBC Jul 2018 P	0.3000	364.08 per 100 units	366.88 per 100 units	2018/07/23	60,000,000	2017/12/22
69968	Haitong International Securities Co. Ltd.	HKEX R Bull CBBC Jun 2018 L	0.2500	220.80 per 100 units	222.80 per 100 units	2018/06/22	50,000,000	2017/12/22
69950	Haitong International Securities Co. Ltd.	HKEX R Bull CBBC Sep 2018 A	0.2510	216.80 per 100 units	218.80 per 100 units	2018/09/21	50,000,000	2017/12/22
69939	Haitong International Securities Co. Ltd.	HKEX R Bull CBBC Dec 2018 A	0.2510	214.80 per 100 units	216.80 per 100 units	2018/12/21	50,000,000	2017/12/22
69966	Haitong International Securities Co. Ltd.	HKEX R Bull CBBC Dec 2018 B	0.2500	218.80 per 100 units	220.80 per 100 units	2018/12/12	50,000,000	2017/12/22
69894	Haitong International Securities Co. Ltd.	HSBC R Bull CBBC Sep 2018 A	0.2500	71.88 per 100 units	72.88 per 100 units	2018/09/27	100,000,000	2017/12/22
69899	Haitong International Securities Co. Ltd.	HSBC R Bull CBBC Sep 2018 B	0.2500	72.88 per 100 units	73.88 per 100 units	2018/09/26	100,000,000	2017/12/22
69902	Haitong International Securities Co. Ltd.	HSBC R Bull CBBC Sep 2018 C	0.2500	73.88 per 100 units	74.88 per 100 units	2018/09/28	100,000,000	2017/12/22
69914	Haitong International Securities Co. Ltd.	HSBC R Bull CBBC Sep 2018 D	0.2500	75.88 per 100 units	76.88 per 100 units	2018/09/28	100,000,000	2017/12/22
60140	Haitong International Securities Co. Ltd.	Ping An R Bull CBBC Oct 2018 A	0.2510	72 per 100 units	73 per 100 units	2018/10/18	100,000,000	2017/12/22
60144	Haitong International Securities Co. Ltd.	Ping An R Bull CBBC Oct 2018 B	0.2500	74 per 100 units	75 per 100 units	2018/10/23	100,000,000	2017/12/22
60147	Haitong International Securities Co. Ltd.	Ping An R Bull CBBC Oct 2018 C	0.2500	75 per 100 units	76 per 100 units	2018/10/24	100,000,000	2017/12/22
60185	Haitong International Securities Co. Ltd.	Ping An R Bull CBBC Oct 2018 D	0.2510	75.80 per 100 units	76.80 per 100 units	2018/10/23	100,000,000	2017/12/22
60082	Haitong International Securities Co. Ltd.	SUNAC R Bull CBBC Oct 2018 A	0.2500	29.28 per 100 units	30.88 per 100 units	2018/10/22	100,000,000	2017/12/22
60131	Haitong International Securities Co. Ltd.	SUNAC R Bull CBBC Oct 2018 B	0.2500	27.28 per 100 units	28.88 per 100 units	2018/10/22	100,000,000	2017/12/22
69975	Haitong International Securities Co. Ltd.	Tencent R Bull CBBC Apr 2018 E	0.2500	380 per 100 units	382.80 per 100 units	2018/04/13	50,000,000	2017/12/22
69976	Haitong International Securities Co. Ltd.	Tencent R Bull CBBC Apr 2018 F	0.2510	365 per 100 units	368 per 100 units	2018/04/16	50,000,000	2017/12/22
69998	Haitong International Securities Co. Ltd.	Tencent R Bull CBBC Apr 2018 G	0.2500	376 per 100 units	378.80 per 100 units	2018/04/16	50,000,000	2017/12/22
60010	Haitong International Securities Co. Ltd.	Tencent R Bull CBBC Sep 2018 A	0.2500	377.20 per 100 units	380 per 100 units	2018/09/27	50,000,000	2017/12/22
60020	Haitong International Securities Co. Ltd.	Tencent R Bull CBBC Sep 2018 B	0.2500	371.88 per 100 units	374.88 per 100 units	2018/09/27	50,000,000	2017/12/22
60074	Haitong International Securities Co. Ltd.	Tencent R Bull CBBC Sep 2018 C	0.2500	370.50 per 100 units	373 per 100 units	2018/09/27	50,000,000	2017/12/22
60453	J.P. Morgan Structured Products B.V.	CC Bank R Bull CBBC May 2018 A	0.2500	6.5200	6.6200	2018/05/11	120,000,000	2017/12/22
60615	J.P. Morgan Structured Products B.V.	HSI R Bull CBBC Dec 2018 B	0.2500	28,358 per 10,000 units	28,458 per 10,000 units	2018/12/28	200,000,000	2017/12/22
60347	J.P. Morgan Structured Products B.V.	HSI R Bull CBBC Apr 2019 G	0.2500	29,058 per 10,000 units	29,158 per 10,000 units	2019/04/29	200,000,000	2017/12/22
60380	J.P. Morgan Structured Products B.V.	HSI R Bull CBBC Apr 2019 H	0.2500	28,758 per 10,000 units	28,858 per 10,000 units	2019/04/29	200,000,000	2017/12/22
60452	J.P. Morgan Structured Products B.V.	HSI R Bear CBBC Apr 2018 A	0.2500	28,948 per 10,000 units	28,848 per 10,000 units	2018/04/27	200,000,000	2017/12/22
60454	J.P. Morgan Structured Products B.V.	HSI R Bear CBBC Apr 2018 W	0.2500	29,148 per 10,000 units	29,048 per 10,000 units	2018/04/27	200,000,000	2017/12/22
60524	J.P. Morgan Structured Products B.V.	HSI R Bear CBBC Apr 2018 X	0.2500	29,350 per 10,000 units	29,200 per 10,000 units	2018/04/27	200,000,000	2017/12/22
60446	J.P. Morgan Structured Products B.V.	Tencent R Bull CBBC Apr 2018 X	0.2500	389.40 per 100 units	392.20 per 100 units	2018/04/13	50,000,000	2017/12/22
69785	Macquarie Bank Ltd.	Tencent R Bear CBBC Jul 2018 F	0.8220	397.88 per 100 units	395.08 per 100 units	2018/07/31	12,200,000	2017/12/22
69642	SGA Societe Generale Acceptance N.V./SG Issuer	CC Bank R Bull CBBC Sep 2018 D	0.2500	6.7200	6.8200	2018/09/27	40,000,000	2017/12/22
69672	SGA Societe Generale Acceptance N.V./SG Issuer	CSOP A50 ETF R Bull CBBC Nov 2018 A	0.2500	14.9600	15.0600	2018/11/29	40,000,000	2017/12/22
69648	SGA Societe Generale Acceptance N.V./SG Issuer	HKEX R Bull CBBC Jun 2018 P	0.2500	225.20 per 100 units	227.20 per 100 units	2018/06/25	50,000,000	2017/12/22
69650	SGA Societe Generale Acceptance N.V./SG Issuer	HKEX R Bull CBBC Aug 2018 B	0.2500	219.20 per 100 units	221.20 per 100 units	2018/08/22	50,000,000	2017/12/22
69652	SGA Societe Generale Acceptance N.V./SG Issuer	HSBC R Bull CBBC Sep 2018 Q	0.2500	78 per 100 units	79 per 100 units	2018/09/27	100,000,000	2017/12/22
60737	SGA Societe Generale Acceptance N.V./SG Issuer	HSI R Bear CBBC Mar 2018 J	0.2500	29,088 per 12,000 units	28,988 per 12,000 units	2018/03/28	200,000,000	2017/12/22
60763	SGA Societe Generale Acceptance N.V./SG Issuer	HSI R Bear CBBC Jul 2018 R	0.2500	29,388 per 10,000 units	29,288 per 10,000 units	2018/07/30	200,000,000	2017/12/22
69662	SGA Societe Generale Acceptance N.V./SG Issuer	Ping An R Bull CBBC Jun 2018 G	0.2500	77.80 per 100 units	78.40 per 100 units	2018/06/25	100,000,000	2017/12/22
69766	SGA Societe Generale Acceptance N.V./SG Issuer	Ping An R Bear CBBC Jul 2018 A	0.2500	80.60 per 100 units	80 per 100 units	2018/07/30	100,000,000	2017/12/22

Newly listed callable bull/bear contracts (continued)

Code	Issuer	Name of issue	Issue prices (HK\$)	Strike price (HKD)/Strike level per 10 units	Call price (HKD)/Call level per 10 units	Expiry date	No. of issue (units)	Listing date
69667	SGA Societe Generale Acceptance N.V./SG Issuer	Tencent R Bull CBBC Jun 2018 U	0.2500	391.20 per 100 units	394 per 100 units	2018/06/25	80,000,000	2017/12/22
69784	SGA Societe Generale Acceptance N.V./SG Issuer	Tencent R Bear CBBC Aug 2018 D	0.2500	397.80 per 100 units	395 per 100 units	2018/08/30	80,000,000	2017/12/22
69832	UBS AG	HSI R Bull CBBC Aug 2019 N	0.2500	28,900 per 10,000 units	29,000 per 10,000 units	2019/08/29	200,000,000	2017/12/22
69814	UBS AG	HSI R Bull CBBC Sep 2019 I	0.2500	29,016 per 10,000 units	29,166 per 10,000 units	2019/09/27	250,000,000	2017/12/22
69887	UBS AG	HSI R Bear CBBC Apr 2018 W	0.2500	29,000 per 10,000 units	28,850 per 10,000 units	2018/04/27	250,000,000	2017/12/22
69888	UBS AG	HSI R Bear CBBC May 2018 R	0.2500	29,250 per 10,000 units	29,100 per 10,000 units	2018/05/30	250,000,000	2017/12/22
69890	UBS AG	HSI R Bear CBBC May 2018 S	0.2500	29,400 per 10,000 units	29,250 per 10,000 units	2018/05/30	250,000,000	2017/12/22
69892	UBS AG	HSI R Bear CBBC Jun 2018 E	0.2500	29,550 per 10,000 units	29,400 per 10,000 units	2018/06/28	250,000,000	2017/12/22
69836	UBS AG	Tencent R Bull CBBC Apr 2018 X	0.2500	390.98 per 100 units	393.98 per 100 units	2018/04/27	40,000,000	2017/12/22
60768	BNP Paribas Issuance B.V.	Tencent R Bear CBBC Apr 2018 Y	0.2500	393.50 per 100 units	391 per 100 units	2018/04/27	50,000,000	2017/12/27
63162	Credit Suisse AG	HKEX R Bull CBBC Jun 2018 B	0.2500	228.38 per 100 units	230.68 per 100 units	2018/06/27	50,000,000	2017/12/27
63154	Credit Suisse AG	HSI R Bull CBBC Dec 2018 T	0.2500	28,818 per 12,000 units	28,968 per 12,000 units	2018/12/28	200,000,000	2017/12/27
63137	Credit Suisse AG	HSI R Bear CBBC Apr 2018 T	0.2500	29,168 per 12,000 units	29,018 per 12,000 units	2018/04/27	200,000,000	2017/12/27
63145	Credit Suisse AG	HSI R Bear CBBC May 2018 P	0.2500	29,500 per 12,000 units	29,350 per 12,000 units	2018/05/30	200,000,000	2017/12/27
63178	Credit Suisse AG	Ping An R Bull CBBC Jun 2018 M	0.2500	76.38 per 100 units	76.98 per 100 units	2018/06/13	100,000,000	2017/12/27
62439	The Bank of East Asia, Ltd.	Galaxy Ent R Bull CBBC Oct 2018 B	0.6500	57.4800	58.2800	2018/10/16	16,000,000	2017/12/27
62378	The Bank of East Asia, Ltd.	HKEX R Bull CBBC Oct 2018 E	0.2500	226.08 per 100 units	228.08 per 100 units	2018/10/16	40,000,000	2017/12/27
62398	The Bank of East Asia, Ltd.	HKEX R Bull CBBC Oct 2018 F	0.2500	232.08 per 100 units	234.08 per 100 units	2018/10/16	40,000,000	2017/12/27
62280	The Bank of East Asia, Ltd.	ICBC R Bull CBBC Oct 2018 A	0.2500	5.9800	6.0800	2018/10/16	60,000,000	2017/12/27
62221	The Bank of East Asia, Ltd.	Ping An R Bull CBBC Oct 2018 A	0.6500	76.0800	76.8800	2018/10/16	16,000,000	2017/12/27
62356	The Bank of East Asia, Ltd.	Tencent R Bull CBBC Oct 2018 M	0.2500	389.28 per 100 units	392.08 per 100 units	2018/10/16	40,000,000	2017/12/27
63790	Goldman Sachs Structured Products (Asia) Ltd.	CC Bank R Bull CBBC Aug 2018 B	0.2500	6.4000	6.5000	2018/08/28	120,000,000	2017/12/27
63946	Goldman Sachs Structured Products (Asia) Ltd.	CC Bank R Bull CBBC Aug 2018 C	0.2500	6.1500	6.2500	2018/08/29	120,000,000	2017/12/27
63789	Goldman Sachs Structured Products (Asia) Ltd.	HKEX R Bull CBBC Oct 2018 Q	0.2500	230 per 100 units	232 per 100 units	2018/10/23	120,000,000	2017/12/27
63931	Goldman Sachs Structured Products (Asia) Ltd.	HKEX R Bull CBBC Oct 2018 R	0.2500	233.98 per 100 units	235.98 per 100 units	2018/10/23	120,000,000	2017/12/27
63690	Goldman Sachs Structured Products (Asia) Ltd.	HSI R Bull CBBC Oct 2019 N	0.2500	28,850 per 10,000 units	28,950 per 10,000 units	2019/10/30	200,000,000	2017/12/27
62502	Goldman Sachs Structured Products (Asia) Ltd.	HSI R Bear CBBC Apr 2018 A	0.2500	29,250 per 12,000 units	29,100 per 12,000 units	2018/04/27	200,000,000	2017/12/27
62517	Goldman Sachs Structured Products (Asia) Ltd.	HSI R Bear CBBC Apr 2018 B	0.2500	29,450 per 10,000 units	29,350 per 10,000 units	2018/04/27	200,000,000	2017/12/27
60940	Goldman Sachs Structured Products (Asia) Ltd.	HSI R Bear CBBC Apr 2018 Z	0.2500	29,000 per 10,000 units	28,900 per 10,000 units	2018/04/27	200,000,000	2017/12/27
63797	Goldman Sachs Structured Products (Asia) Ltd.	Tencent R Bull CBBC Mar 2018 N	0.2500	392 per 100 units	394 per 100 units	2018/03/29	120,000,000	2017/12/27
63813	Goldman Sachs Structured Products (Asia) Ltd.	Tencent R Bull CBBC Mar 2018 P	0.2500	388 per 100 units	390 per 100 units	2018/03/28	120,000,000	2017/12/27
62188	Hongkong and Shanghai Banking Corporation Ltd., The	BOCL R Bull CBBC Sep 2018 C	0.2500	3.2000	3.2800	2018/09/03	80,000,000	2017/12/27
62179	Hongkong and Shanghai Banking Corporation Ltd., The	BOCL R Bull CBBC Oct 2018 A	0.2500	3.0500	3.1300	2018/10/08	80,000,000	2017/12/27
62058	Hongkong and Shanghai Banking Corporation Ltd., The	China Mobile R Bear CBBC Jul 2018 A	0.2500	81.58 per 100 units	80.38 per 100 units	2018/07/03	40,000,000	2017/12/27
62151	Hongkong and Shanghai Banking Corporation Ltd., The	COVS R Bull CBBC Nov 2018 A	0.5500	19.2800	19.8800	2018/11/12	40,000,000	2017/12/27
62006	Hongkong and Shanghai Banking Corporation Ltd., The	CUni R Bull CBBC Sep 2018 A	0.2500	8.6800	8.8800	2018/09/10	40,000,000	2017/12/27
61946	Hongkong and Shanghai Banking Corporation Ltd., The	CC Bank R Bull CBBC Sep 2018 D	0.2500	6.5300	6.6300	2018/09/24	80,000,000	2017/12/27
62039	Hongkong and Shanghai Banking Corporation Ltd., The	HKEX R Bull CBBC Jun 2018 N	0.2500	232.60 per 100 units	234.98 per 100 units	2018/06/11	50,000,000	2017/12/27
61470	Hongkong and Shanghai Banking Corporation Ltd., The	HSI R Bull CBBC Jul 2018 K	0.2500	28,848 per 20,000 units	28,998 per 20,000 units	2018/07/30	150,000,000	2017/12/27
61305	Hongkong and Shanghai Banking Corporation Ltd., The	HSI R Bull CBBC Sep 2018 C	0.2500	26,368 per 15,000 units	26,468 per 15,000 units	2018/09/27	100,000,000	2017/12/27
61495	Hongkong and Shanghai Banking Corporation Ltd., The	HSI R Bear CBBC Apr 2018 A	0.2500	29,188 per 15,000 units	29,088 per 15,000 units	2018/04/27	100,000,000	2017/12/27
61947	Hongkong and Shanghai Banking Corporation Ltd., The	ICBC R Bull CBBC Sep 2018 F	0.2500	5.8800	5.9800	2018/09/24	80,000,000	2017/12/27
61551	Hongkong and Shanghai Banking Corporation Ltd., The	PetCh R Bull CBBC Oct 2018 D	0.2500	4.6300	4.7800	2018/10/29	80,000,000	2017/12/27

Newly listed callable bull/bear contracts (continued)

Code	Issuer	Name of issue	Issue prices (HK\$)	Strike price (HKD)/Strike level per 10 units	Call price (HKD)/Call level per 10 units	Expiry date	No. of issue (units)	Listing date
61657	Hongkong and Shanghai Banking Corporation Ltd., The	PetCh R Bear CBBC Jul 2018 B	0.2500	5.8300	5.6800	2018/07/16	40,000,000	2017/12/27
61679	Hongkong and Shanghai Banking Corporation Ltd., The	PetCh R Bear CBBC Aug 2018 A	0.2500	6.1300	5.9800	2018/08/06	40,000,000	2017/12/27
61961	Hongkong and Shanghai Banking Corporation Ltd., The	Sunny Optical R Bull CBBC Jul 2018 H	0.2500	92.88 per 100 units	95.88 per 100 units	2018/07/23	40,000,000	2017/12/27
62205	Hongkong and Shanghai Banking Corporation Ltd., The	Sunny Optical R Bull CBBC Aug 2018 E	0.2500	82.38 per 100 units	85.38 per 100 units	2018/08/27	40,000,000	2017/12/27
61948	Hongkong and Shanghai Banking Corporation Ltd., The	Sunny Optical R Bull CBBC Sep 2018 C	0.3000	72.88 per 100 units	75.88 per 100 units	2018/09/10	40,000,000	2017/12/27
61978	Hongkong and Shanghai Banking Corporation Ltd., The	Tencent R Bull CBBC Jul 2018 Q	0.2500	391.08 per 100 units	393.88 per 100 units	2018/07/03	60,000,000	2017/12/27
61023	Haitong International Securities Co. Ltd.	China Life R Bull CBBC Aug 2018 C	0.2500	22.4000	22.8000	2018/08/08	40,000,000	2017/12/27
61039	Haitong International Securities Co. Ltd.	China Life R Bull CBBC Aug 2018 D	0.2500	22.9800	23.3800	2018/08/08	40,000,000	2017/12/27
61053	Haitong International Securities Co. Ltd.	Geely Auto R Bull CBBC Aug 2018 B	0.2500	23.0000	23.5000	2018/08/08	40,000,000	2017/12/27
61137	Haitong International Securities Co. Ltd.	Geely Auto R Bull CBBC Aug 2018 C	0.2500	24.0000	24.5000	2018/08/08	40,000,000	2017/12/27
61240	Haitong International Securities Co. Ltd.	Geely Auto R Bull CBBC Aug 2018 D	0.3370	22.0000	22.5000	2018/08/08	40,000,000	2017/12/27
61254	Haitong International Securities Co. Ltd.	Geely Auto R Bear CBBC May 2018 A	0.3760	28.3800	27.8000	2018/05/08	30,000,000	2017/12/27
61010	Haitong International Securities Co. Ltd.	Sunny Optical R Bull CBBC Apr 2018 D	0.2500	92.80 per 100 units	96.80 per 100 units	2018/04/13	40,000,000	2017/12/27
61020	Haitong International Securities Co. Ltd.	Sunny Optical R Bull CBBC Apr 2018 E	0.2500	82.80 per 100 units	86.80 per 100 units	2018/04/13	40,000,000	2017/12/27
63402	J.P. Morgan Structured Products B.V.	CC Bank R Bull CBBC Jun 2018 A	0.2500	6.6800	6.7800	2018/06/15	150,000,000	2017/12/27
63316	J.P. Morgan Structured Products B.V.	CNOOC R Bull CBBC Nov 2018 B	0.2500	10.3800	10.5800	2018/11/16	60,000,000	2017/12/27
63366	J.P. Morgan Structured Products B.V.	HKEX R Bull CBBC Apr 2018 H	0.2500	233.20 per 100 units	235.20 per 100 units	2018/04/20	40,000,000	2017/12/27
63393	J.P. Morgan Structured Products B.V.	HKEX R Bull CBBC Apr 2018 I	0.2500	227.20 per 100 units	229.20 per 100 units	2018/04/20	40,000,000	2017/12/27
63398	J.P. Morgan Structured Products B.V.	HKEX R Bear CBBC Apr 2018 E	0.2500	252.80 per 100 units	249.80 per 100 units	2018/04/20	40,000,000	2017/12/27
63005	J.P. Morgan Structured Products B.V.	HSI R Bull CBBC Oct 2019 B	0.2500	28,650 per 10,000 units	28,800 per 10,000 units	2019/10/30	200,000,000	2017/12/27
63511	J.P. Morgan Structured Products B.V.	HSI R Bull CBBC Oct 2019 C	0.2500	28,950 per 10,000 units	29,050 per 10,000 units	2019/10/30	200,000,000	2017/12/27
63482	J.P. Morgan Structured Products B.V.	HSI R Bear CBBC Mar 2018 A	0.2500	29,250 per 10,000 units	29,100 per 10,000 units	2018/03/28	200,000,000	2017/12/27
63504	J.P. Morgan Structured Products B.V.	HSI R Bear CBBC Mar 2018 N	0.2500	29,450 per 10,000 units	29,300 per 10,000 units	2018/03/28	200,000,000	2017/12/27
62994	J.P. Morgan Structured Products B.V.	HSI R Bear CBBC May 2018 V	0.2500	29,050 per 10,000 units	28,900 per 10,000 units	2018/05/30	200,000,000	2017/12/27
63355	J.P. Morgan Structured Products B.V.	PetCh R Bull CBBC Aug 2018 B	0.2500	4.9300	5.0800	2018/08/17	100,000,000	2017/12/27
62916	Macquarie Bank Ltd.	HKEX R Bull CBBC Sep 2018 M	0.5170	226.50 per 100 units	228.50 per 100 units	2018/09/27	20,000,000	2017/12/27
62932	Macquarie Bank Ltd.	HKEX R Bull CBBC Sep 2018 N	0.5200	230.50 per 100 units	232.50 per 100 units	2018/09/27	20,000,000	2017/12/27
62768	Macquarie Bank Ltd.	Tencent R Bull CBBC Jul 2018 F	0.8040	386.88 per 100 units	389.88 per 100 units	2018/07/31	12,500,000	2017/12/27
62782	Macquarie Bank Ltd.	Tencent R Bull CBBC Jul 2018 G	0.7630	391.68 per 100 units	394.68 per 100 units	2018/07/31	13,200,000	2017/12/27
60896	SGA Societe Generale Acceptance N.V./SG Issuer	Geely Auto R Bull CBBC Dec 2018 D	0.2500	23.9000	24.5000	2018/12/13	40,000,000	2017/12/27
62569	SGA Societe Generale Acceptance N.V./SG Issuer	HKEX R Bull CBBC Nov 2018 D	0.2500	227.20 per 100 units	229.20 per 100 units	2018/11/29	50,000,000	2017/12/27
62623	SGA Societe Generale Acceptance N.V./SG Issuer	HKEX R Bull CBBC Dec 2018 E	0.2500	231.20 per 100 units	233.20 per 100 units	2018/12/28	50,000,000	2017/12/27
63717	SGA Societe Generale Acceptance N.V./SG Issuer	HSI R Bull CBBC Jan 2020 C	0.2500	28,858 per 12,000 units	28,958 per 12,000 units	2020/01/30	200,000,000	2017/12/27
63694	SGA Societe Generale Acceptance N.V./SG Issuer	HSI R Bear CBBC Mar 2018 K	0.2500	29,188 per 10,000 units	29,088 per 10,000 units	2018/03/28	200,000,000	2017/12/27
60906	SGA Societe Generale Acceptance N.V./SG Issuer	Ping An R Bull CBBC Nov 2018 I	0.2500	76.20 per 100 units	76.80 per 100 units	2018/11/16	100,000,000	2017/12/27
62732	SGA Societe Generale Acceptance N.V./SG Issuer	Sunny Optical R Bull CBBC Oct 2018 A	0.2500	92.80 per 100 units	96.80 per 100 units	2018/10/30	40,000,000	2017/12/27
62756	SGA Societe Generale Acceptance N.V./SG Issuer	Tencent R Bull CBBC Oct 2018 H	0.2500	389.20 per 100 units	392 per 100 units	2018/10/30	80,000,000	2017/12/27
63130	UBS AG	HSI R Bull CBBC Sep 2019 J	0.2500	28,800 per 10,000 units	28,950 per 10,000 units	2019/09/27	250,000,000	2017/12/27
63069	UBS AG	HSI R Bear CBBC Mar 2018 S	0.2500	29,100 per 10,000 units	28,950 per 10,000 units	2018/03/28	250,000,000	2017/12/27
63126	UBS AG	HSI R Bear CBBC Mar 2018 W	0.2500	29,500 per 10,000 units	29,350 per 10,000 units	2018/03/28	250,000,000	2017/12/27
63960	BNP Paribas Issuance B.V.	Ping An R Bull CBBC Aug 2018 V	0.2500	74.40 per 100 units	75 per 100 units	2018/08/30	200,000,000	2017/12/28
63979	BNP Paribas Issuance B.V.	Ping An R Bull CBBC Aug 2018 W	0.2500	76.90 per 100 units	77.50 per 100 units	2018/08/30	200,000,000	2017/12/28
63993	BNP Paribas Issuance B.V.	Tencent R Bull CBBC Sep 2018 P	0.2500	385.50 per 100 units	388 per 100 units	2018/09/27	50,000,000	2017/12/28

Newly listed callable bull/bear contracts (continued)

Code	Issuer	Name of issue	Issue prices (HK\$)	Strike price (HKD)/Strike level per 10 units	Call price (HKD)/Call level per 10 units	Expiry date	No. of issue (units)	Listing date
64001	BNP Paribas Issuance B.V.	Tencent R Bull CBBC Sep 2018 Q	0.2500	393.50 per 100 units	396 per 100 units	2018/09/27	50,000,000	2017/12/28
64497	Credit Suisse AG	HSI R Bull CBBC Nov 2018 K	0.2500	29,141 per 12,000 units	29,291 per 12,000 units	2018/11/29	200,000,000	2017/12/28
64499	Credit Suisse AG	HSI R Bull CBBC Feb 2019 A	0.2500	28,938 per 10,000 units	29,138 per 10,000 units	2019/02/27	200,000,000	2017/12/28
64486	Credit Suisse AG	HSI R Bear CBBC Mar 2018 E	0.2500	29,400 per 10,000 units	29,200 per 10,000 units	2018/03/28	200,000,000	2017/12/28
64500	Credit Suisse AG	Ping An R Bull CBBC Jun 2018 N	0.2500	78.58 per 100 units	79.18 per 100 units	2018/06/28	100,000,000	2017/12/28
64504	Credit Suisse AG	Tencent R Bull CBBC Apr 2018 W	0.2500	395.28 per 100 units	398.28 per 100 units	2018/04/24	50,000,000	2017/12/28
64031	The Bank of East Asia, Ltd.	Galaxy Ent R Bull CBBC Oct 2018 C	0.6500	59.4800	60.2800	2018/10/18	16,000,000	2017/12/28
64009	The Bank of East Asia, Ltd.	Ping An R Bull CBBC Oct 2018 B	0.6500	78.0800	78.8800	2018/10/18	16,000,000	2017/12/28
64029	The Bank of East Asia, Ltd.	Sunny Optical R Bull CBBC Oct 2018 C	0.2500	90.28 per 100 units	94.28 per 100 units	2018/10/18	40,000,000	2017/12/28
64018	The Bank of East Asia, Ltd.	Tencent R Bull CBBC Oct 2018 N	0.2500	399.59 per 100 units	402.39 per 100 units	2018/10/18	40,000,000	2017/12/28
64019	The Bank of East Asia, Ltd.	Tencent R Bull CBBC Oct 2018 O	0.2500	393.48 per 100 units	396.28 per 100 units	2018/10/18	40,000,000	2017/12/28
64387	Goldman Sachs Structured Products (Asia) Ltd.	HSI R Bull CBBC Sep 2019 F	0.2500	29,153 per 10,000 units	29,253 per 10,000 units	2019/09/27	200,000,000	2017/12/28
64353	Goldman Sachs Structured Products (Asia) Ltd.	Ping An R Bull CBBC Oct 2018 F	0.2500	77.40 per 100 units	78 per 100 units	2018/10/24	120,000,000	2017/12/28
64339	Goldman Sachs Structured Products (Asia) Ltd.	Ping An R Bull CBBC Oct 2018 I	0.2500	79.68 per 100 units	80.28 per 100 units	2018/10/23	120,000,000	2017/12/28
64317	Goldman Sachs Structured Products (Asia) Ltd.	Tencent R Bull CBBC Apr 2018 V	0.2500	400.38 per 100 units	402.38 per 100 units	2018/04/27	120,000,000	2017/12/28
64330	Goldman Sachs Structured Products (Asia) Ltd.	Tencent R Bull CBBC Apr 2018 W	0.2500	396 per 100 units	398 per 100 units	2018/04/27	120,000,000	2017/12/28
64161	Hongkong and Shanghai Banking Corporation Ltd., The	AAC Tech R Bull CBBC Jul 2018 F	0.2500	129.88 per 100 units	133.88 per 100 units	2018/07/23	40,000,000	2017/12/28
64103	Hongkong and Shanghai Banking Corporation Ltd., The	AIA R Bull CBBC Sep 2018 B	0.2500	55.58 per 100 units	56.28 per 100 units	2018/09/24	80,000,000	2017/12/28
64088	Hongkong and Shanghai Banking Corporation Ltd., The	AIA R Bull CBBC Oct 2018 E	0.2500	53.58 per 100 units	54.28 per 100 units	2018/10/08	80,000,000	2017/12/28
64080	Hongkong and Shanghai Banking Corporation Ltd., The	China Life R Bear CBBC Oct 2018 A	0.5500	29.8800	29.3800	2018/10/15	40,000,000	2017/12/28
64044	Hongkong and Shanghai Banking Corporation Ltd., The	CSOP A50 ETF R Bull CBBC Oct 2018 C	0.2500	13.3500	13.4800	2018/10/08	50,000,000	2017/12/28
64056	Hongkong and Shanghai Banking Corporation Ltd., The	CSOP A50 ETF R Bull CBBC Oct 2018 D	0.2500	13.0500	13.1800	2018/10/29	50,000,000	2017/12/28
64043	Hongkong and Shanghai Banking Corporation Ltd., The	CSOP A50 ETF R Bear CBBC Aug 2018 A	0.2500	16.0100	15.8800	2018/08/27	40,000,000	2017/12/28
64190	Hongkong and Shanghai Banking Corporation Ltd., The	Great Wall Motor R Bull CBBC Aug 2018 C	0.2500	7.7800	8.3800	2018/08/06	40,000,000	2017/12/28
64057	Hongkong and Shanghai Banking Corporation Ltd., The	HKEX R Bull CBBC Oct 2018 M	0.2500	226 per 100 units	228.38 per 100 units	2018/10/22	50,000,000	2017/12/28
64034	Hongkong and Shanghai Banking Corporation Ltd., The	HS H-SH ETF R Bull CBBC Jul 2018 A	0.2500	108.88 per 100 units	109.88 per 100 units	2018/07/23	50,000,000	2017/12/28
64041	Hongkong and Shanghai Banking Corporation Ltd., The	HS H-SH ETF R Bull CBBC Dec 2018 A	0.2500	99.88 per 100 units	100.88 per 100 units	2018/12/24	50,000,000	2017/12/28
64196	Hongkong and Shanghai Banking Corporation Ltd., The	HSI R Bull CBBC Jul 2018 L	0.2500	28,998 per 15,000 units	29,098 per 15,000 units	2018/07/30	100,000,000	2017/12/28
64197	Hongkong and Shanghai Banking Corporation Ltd., The	HSI R Bull CBBC Sep 2018 D	0.2500	26,218 per 20,000 units	26,368 per 20,000 units	2018/09/27	150,000,000	2017/12/28
64203	Hongkong and Shanghai Banking Corporation Ltd., The	HSI R Bull CBBC Sep 2018 E	0.2500	26,518 per 20,000 units	26,668 per 20,000 units	2018/09/27	150,000,000	2017/12/28
64060	Hongkong and Shanghai Banking Corporation Ltd., The	Meitu R Bull CBBC Sep 2018 A	0.2500	7.8800	8.2800	2018/09/17	40,000,000	2017/12/28
64162	Hongkong and Shanghai Banking Corporation Ltd., The	PetCh R Bull CBBC Aug 2018 E	0.2500	5.1300	5.2800	2018/08/06	80,000,000	2017/12/28
64086	Hongkong and Shanghai Banking Corporation Ltd., The	Ping An R Bull CBBC Oct 2018 E	0.2500	79.18 per 100 units	79.88 per 100 units	2018/10/15	80,000,000	2017/12/28
64147	Hongkong and Shanghai Banking Corporation Ltd., The	Tencent R Bull CBBC Jul 2018 N	0.2500	399.58 per 100 units	402.38 per 100 units	2018/07/23	60,000,000	2017/12/28
64459	J.P. Morgan Structured Products B.V.	HKEX R Bull CBBC May 2018 B	0.2500	230.20 per 100 units	232.20 per 100 units	2018/05/18	40,000,000	2017/12/28
64463	J.P. Morgan Structured Products B.V.	HKEX R Bull CBBC May 2018 C	0.2500	224.20 per 100 units	226.20 per 100 units	2018/05/18	40,000,000	2017/12/28
64458	J.P. Morgan Structured Products B.V.	HSI R Bull CBBC Apr 2019 I	0.2500	29,191 per 10,000 units	29,291 per 10,000 units	2019/04/29	200,000,000	2017/12/28
64482	J.P. Morgan Structured Products B.V.	HSI R Bull CBBC Sep 2019 W	0.2500	28,858 per 10,000 units	28,958 per 10,000 units	2019/09/27	200,000,000	2017/12/28
64456	J.P. Morgan Structured Products B.V.	HSI R Bear CBBC Mar 2018 R	0.2500	29,448 per 10,000 units	29,348 per 10,000 units	2018/03/28	200,000,000	2017/12/28
64471	J.P. Morgan Structured Products B.V.	Ping An R Bull CBBC Jun 2018 D	0.2500	79.18 per 100 units	79.88 per 100 units	2018/06/15	120,000,000	2017/12/28
64457	J.P. Morgan Structured Products B.V.	Tencent R Bull CBBC Apr 2018 Y	0.2500	399.40 per 100 units	402.20 per 100 units	2018/04/13	50,000,000	2017/12/28
64478	J.P. Morgan Structured Products B.V.	Tencent R Bear CBBC Apr 2018 K	0.2500	406.30 per 100 units	402.80 per 100 units	2018/04/20	50,000,000	2017/12/28
64485	Macquarie Bank Ltd.	HSI R Bull CBBC Dec 2018 E	0.2500	28,508 per 10,000 units	28,608 per 10,000 units	2018/12/28	40,000,000	2017/12/28

Newly listed callable bull/bear contracts (continued)

Code	Issuer	Name of issue	Issue prices (HK\$)	Strike price (HKD)/Strike level per 10 units	Call price (HKD)/Call level per 10 units	Expiry date	No. of issue (units)	Listing date
64484	Macquarie Bank Ltd.	Tencent R Bull CBBC Jul 2018 H	0.7950	396.88 per 100 units	399.88 per 100 units	2018/07/31	12,600,000	2017/12/28
64206	SGA Societe Generale Acceptance N.V./SG Issuer	BOC HK R Bull CBBC Oct 2018 D	0.2500	37.50 per 100 units	38 per 100 units	2018/10/30	80,000,000	2017/12/28
64217	SGA Societe Generale Acceptance N.V./SG Issuer	CUni R Bull CBBC Oct 2018 D	0.2500	8.6800	8.8800	2018/10/30	40,000,000	2017/12/28
64241	SGA Societe Generale Acceptance N.V./SG Issuer	CUni R Bull CBBC Nov 2018 A	0.2500	10.0800	10.2800	2018/11/29	40,000,000	2017/12/28
64215	SGA Societe Generale Acceptance N.V./SG Issuer	China Life R Bull CBBC Nov 2018 D	0.2500	24.2000	24.6000	2018/11/29	40,000,000	2017/12/28
64259	SGA Societe Generale Acceptance N.V./SG Issuer	HKEX R Bull CBBC Oct 2018 G	0.2500	233.20 per 100 units	235.20 per 100 units	2018/10/30	50,000,000	2017/12/28
64261	SGA Societe Generale Acceptance N.V./SG Issuer	HKEX R Bull CBBC Dec 2018 F	0.2500	229.20 per 100 units	231.20 per 100 units	2018/12/28	50,000,000	2017/12/28
64394	SGA Societe Generale Acceptance N.V./SG Issuer	HSI R Bull CBBC Nov 2019 F	0.2500	28,808 per 10,000 units	28,908 per 10,000 units	2019/11/28	200,000,000	2017/12/28
64400	SGA Societe Generale Acceptance N.V./SG Issuer	HSI R Bull CBBC Nov 2019 H	0.2500	29,108 per 12,000 units	29,208 per 12,000 units	2019/11/28	200,000,000	2017/12/28
64455	SGA Societe Generale Acceptance N.V./SG Issuer	HSI R Bull CBBC Dec 2019 O	0.2500	29,058 per 10,000 units	29,158 per 10,000 units	2019/12/30	200,000,000	2017/12/28
64282	SGA Societe Generale Acceptance N.V./SG Issuer	Ping An R Bull CBBC Nov 2018 J	0.2500	79.40 per 100 units	80 per 100 units	2018/11/29	100,000,000	2017/12/28
63957	SGA Societe Generale Acceptance N.V./SG Issuer	SUNAC R Bull CBBC Dec 2018 C	0.2500	23.70 per 100 units	25.50 per 100 units	2018/12/14	80,000,000	2017/12/28
63958	SGA Societe Generale Acceptance N.V./SG Issuer	SUNAC R Bull CBBC Jan 2019 A	0.2500	21.70 per 100 units	23.50 per 100 units	2019/01/30	80,000,000	2017/12/28
63959	SGA Societe Generale Acceptance N.V./SG Issuer	SUNAC R Bull CBBC Feb 2019 A	0.2500	27.70 per 100 units	29.50 per 100 units	2019/02/27	80,000,000	2017/12/28
64283	SGA Societe Generale Acceptance N.V./SG Issuer	Tencent R Bull CBBC Nov 2018 I	0.2500	397.20 per 100 units	400 per 100 units	2018/11/29	80,000,000	2017/12/28
64386	UBS AG	CSOP A50 ETF R Bull CBBC Apr 2018 D	0.2500	15.0800	15.1800	2018/04/30	40,000,000	2017/12/28
64374	UBS AG	Galaxy Ent R Bull CBBC Jul 2018 B	0.2500	58.08 per 100 units	58.88 per 100 units	2018/07/30	40,000,000	2017/12/28
64368	UBS AG	HSI R Bull CBBC Sep 2019 K	0.2500	29,141 per 10,000 units	29,291 per 10,000 units	2019/09/27	250,000,000	2017/12/28
64367	UBS AG	HSI R Bear CBBC Apr 2018 Z	0.2500	29,151 per 10,000 units	29,051 per 10,000 units	2018/04/27	200,000,000	2017/12/28
64373	UBS AG	Ping An R Bull CBBC Jun 2018 C	0.2500	78.28 per 100 units	78.88 per 100 units	2018/06/11	50,000,000	2017/12/28
64369	UBS AG	Tencent R Bull CBBC May 2018 H	0.2500	387.98 per 100 units	390.98 per 100 units	2018/05/30	40,000,000	2017/12/28
64370	UBS AG	Tencent R Bull CBBC May 2018 I	0.2500	396.98 per 100 units	399.98 per 100 units	2018/05/28	40,000,000	2017/12/28
64508	BNP Paribas Issuance B.V.	HSI R Bull CBBC Sep 2019 W	0.2500	29,100 per 10,000 units	29,200 per 10,000 units	2019/09/27	250,000,000	2017/12/29
64551	Credit Suisse AG	Galaxy Ent R Bear CBBC Jul 2018 C	0.2500	69.68 per 100 units	68.88 per 100 units	2018/07/20	50,000,000	2017/12/29
64595	Credit Suisse AG	HSI R Bull CBBC Dec 2018 U	0.2500	29,100 per 12,000 units	29,250 per 12,000 units	2018/12/28	200,000,000	2017/12/29
64601	Credit Suisse AG	HSI R Bear CBBC May 2018 Q	0.2500	29,400 per 12,000 units	29,250 per 12,000 units	2018/05/30	200,000,000	2017/12/29
64549	Credit Suisse AG	Ping An R Bull CBBC Jun 2018 O	0.2500	77.48 per 100 units	78.08 per 100 units	2018/06/15	100,000,000	2017/12/29
64550	Credit Suisse AG	Ping An R Bull CBBC Jun 2018 P	0.2500	79.78 per 100 units	80.38 per 100 units	2018/06/22	100,000,000	2017/12/29
64668	Goldman Sachs Structured Products (Asia) Ltd.	HKEX R Bear CBBC Oct 2018 F	0.2500	240 per 100 units	238 per 100 units	2018/10/23	80,000,000	2017/12/29
64523	Goldman Sachs Structured Products (Asia) Ltd.	HSBC R Bull CBBC Sep 2018 U	0.2500	78.08 per 100 units	79.08 per 100 units	2018/09/28	120,000,000	2017/12/29
64627	Goldman Sachs Structured Products (Asia) Ltd.	HSI R Bull CBBC Sep 2019 G	0.2500	29,100 per 10,000 units	29,200 per 10,000 units	2019/09/27	200,000,000	2017/12/29
64633	Goldman Sachs Structured Products (Asia) Ltd.	HSI R Bear CBBC Apr 2018 C	0.2500	29,400 per 12,000 units	29,250 per 12,000 units	2018/04/27	200,000,000	2017/12/29
64640	Goldman Sachs Structured Products (Asia) Ltd.	Ping An R Bull CBBC Oct 2018 J	0.2500	78.40 per 100 units	79 per 100 units	2018/10/23	120,000,000	2017/12/29
64517	Goldman Sachs Structured Products (Asia) Ltd.	Tencent R Bull CBBC Apr 2018 K	0.2500	398 per 100 units	400 per 100 units	2018/04/10	120,000,000	2017/12/29
64639	Goldman Sachs Structured Products (Asia) Ltd.	Tencent R Bear CBBC Mar 2018 L	0.2500	402 per 100 units	400 per 100 units	2018/03/29	80,000,000	2017/12/29
64531	Hongkong and Shanghai Banking Corporation Ltd., The	BOC HK R Bull CBBC Nov 2018 B	0.2500	30.88 per 100 units	31.28 per 100 units	2018/11/19	80,000,000	2017/12/29
64577	Hongkong and Shanghai Banking Corporation Ltd., The	China Mobile R Bear CBBC Jul 2018 B	0.2500	87.88 per 100 units	86.68 per 100 units	2018/07/09	40,000,000	2017/12/29
64578	Hongkong and Shanghai Banking Corporation Ltd., The	China Mobile R Bear CBBC Jul 2018 C	0.2500	90.88 per 100 units	89.68 per 100 units	2018/07/16	40,000,000	2017/12/29
64579	Hongkong and Shanghai Banking Corporation Ltd., The	China Mobile R Bear CBBC Oct 2018 A	0.2500	93.88 per 100 units	92.68 per 100 units	2018/10/15	40,000,000	2017/12/29
64575	Hongkong and Shanghai Banking Corporation Ltd., The	CUni R Bull CBBC Nov 2018 A	0.3000	7.9800	8.1800	2018/11/19	40,000,000	2017/12/29
64582	Hongkong and Shanghai Banking Corporation Ltd., The	CC Bank R Bear CBBC Sep 2018 B	0.2500	7.9800	7.8800	2018/09/03	40,000,000	2017/12/29
64583	Hongkong and Shanghai Banking Corporation Ltd., The	CC Bank R Bear CBBC Oct 2018 A	0.2500	8.2800	8.1800	2018/10/08	40,000,000	2017/12/29
64529	Hongkong and Shanghai Banking Corporation Ltd., The	Galaxy Ent R Bull CBBC Jul 2018 J	0.2500	60.58 per 100 units	61.38 per 100 units	2018/07/03	80,000,000	2017/12/29

Newly listed callable bull/bear contracts (continued)

Code	Issuer	Name of issue	Issue prices (HK\$)	Strike price (HKD)/Strike level per 10 units	Call price (HKD)/Call level per 10 units	Expiry date	No. of issue (units)	Listing date
64533	Hongkong and Shanghai Banking Corporation Ltd., The	HKEX R Bull CBBC Jun 2018 O	0.2500	229.20 per 100 units	231.58 per 100 units	2018/06/25	50,000,000	2017/12/29
64547	Hongkong and Shanghai Banking Corporation Ltd., The	HSI R Bull CBBC Jul 2018 Y	0.2500	29,098 per 15,000 units	29,198 per 15,000 units	2018/07/30	100,000,000	2017/12/29
64541	Hongkong and Shanghai Banking Corporation Ltd., The	HSI R Bull CBBC Sep 2018 F	0.2500	25,818 per 20,000 units	25,968 per 20,000 units	2018/09/27	150,000,000	2017/12/29
64548	Hongkong and Shanghai Banking Corporation Ltd., The	HSI R Bear CBBC Apr 2018 W	0.2500	29,388 per 15,000 units	29,288 per 15,000 units	2018/04/27	100,000,000	2017/12/29
64586	Hongkong and Shanghai Banking Corporation Ltd., The	ICBC R Bull CBBC Oct 2018 B	0.2500	4.7300	4.8300	2018/10/22	80,000,000	2017/12/29
64587	Hongkong and Shanghai Banking Corporation Ltd., The	ICBC R Bear CBBC Sep 2018 B	0.2500	6.9800	6.8800	2018/09/03	40,000,000	2017/12/29
64588	Hongkong and Shanghai Banking Corporation Ltd., The	Ping An R Bull CBBC Nov 2018 D	0.2500	76.98 per 100 units	77.68 per 100 units	2018/11/05	80,000,000	2017/12/29
64532	Hongkong and Shanghai Banking Corporation Ltd., The	Tencent R Bull CBBC Jun 2018 M	0.2500	394.08 per 100 units	396.88 per 100 units	2018/06/25	60,000,000	2017/12/29
64612	J.P. Morgan Structured Products B.V.	AAC Tech R Bull CBBC Apr 2018 A	0.2500	131.20 per 100 units	135.20 per 100 units	2018/04/20	40,000,000	2017/12/29
64615	J.P. Morgan Structured Products B.V.	AAC Tech R Bull CBBC Apr 2018 B	0.2500	125.20 per 100 units	129.20 per 100 units	2018/04/20	40,000,000	2017/12/29
64619	J.P. Morgan Structured Products B.V.	AAC Tech R Bear CBBC Apr 2018 A	0.2700	165.88 per 100 units	160.88 per 100 units	2018/04/20	40,000,000	2017/12/29
64620	J.P. Morgan Structured Products B.V.	Galaxy Ent R Bull CBBC May 2018 F	0.2500	58.08 per 100 units	58.88 per 100 units	2018/05/18	100,000,000	2017/12/29
64621	J.P. Morgan Structured Products B.V.	HSI R Bull CBBC Apr 2019 J	0.2500	28,950 per 10,000 units	29,100 per 10,000 units	2019/04/29	200,000,000	2017/12/29
64624	J.P. Morgan Structured Products B.V.	HSI R Bear CBBC Mar 2018 T	0.2500	29,348 per 10,000 units	29,248 per 10,000 units	2018/03/28	200,000,000	2017/12/29
64603	J.P. Morgan Structured Products B.V.	Ping An R Bull CBBC May 2018 I	0.2500	77.18 per 100 units	77.88 per 100 units	2018/05/18	100,000,000	2017/12/29
64604	J.P. Morgan Structured Products B.V.	Sunny Optical R Bull CBBC Jul 2018 A	0.2500	90.88 per 100 units	94.88 per 100 units	2018/07/20	70,000,000	2017/12/29
64607	J.P. Morgan Structured Products B.V.	Sunny Optical R Bear CBBC Apr 2018 A	0.2600	125.88 per 100 units	120.88 per 100 units	2018/04/20	40,000,000	2017/12/29
64608	J.P. Morgan Structured Products B.V.	Sunny Optical R Bear CBBC Apr 2018 B	0.2500	115.88 per 100 units	110.88 per 100 units	2018/04/20	40,000,000	2017/12/29
64602	J.P. Morgan Structured Products B.V.	Tencent R Bull CBBC Apr 2018 Z	0.2500	395.40 per 100 units	398.20 per 100 units	2018/04/13	50,000,000	2017/12/29
64590	Macquarie Bank Ltd.	Tencent R Bear CBBC Jul 2018 G	0.7880	402.88 per 100 units	400.08 per 100 units	2018/07/31	12,700,000	2017/12/29
64509	SGA Societe Generale Acceptance N.V./SG Issuer	BOCL R Bull CBBC Dec 2018 B	0.2500	3.7000	3.7800	2018/12/21	40,000,000	2017/12/29
64552	SGA Societe Generale Acceptance N.V./SG Issuer	BYD Company R Bull CBBC Sep 2018 B	0.2500	60 per 100 units	62.50 per 100 units	2018/09/14	50,000,000	2017/12/29
64556	SGA Societe Generale Acceptance N.V./SG Issuer	China Mobile R Bull CBBC Oct 2018 F	0.2500	76.20 per 100 units	77.40 per 100 units	2018/10/30	100,000,000	2017/12/29
64554	SGA Societe Generale Acceptance N.V./SG Issuer	China Life R Bull CBBC Aug 2018 D	0.2500	23.9000	24.3000	2018/08/24	40,000,000	2017/12/29
64560	SGA Societe Generale Acceptance N.V./SG Issuer	Galaxy Ent R Bull CBBC Oct 2018 C	0.2500	61.55 per 100 units	62.35 per 100 units	2018/10/12	80,000,000	2017/12/29
64511	SGA Societe Generale Acceptance N.V./SG Issuer	Galaxy R Bear CBBC Jul 2018 B	0.2500	64.80 per 100 units	64 per 100 units	2018/07/20	80,000,000	2017/12/29
64513	SGA Societe Generale Acceptance N.V./SG Issuer	Galaxy R Bear CBBC Sep 2018 B	0.2500	70.80 per 100 units	70 per 100 units	2018/09/21	80,000,000	2017/12/29
64594	SGA Societe Generale Acceptance N.V./SG Issuer	HSI R Bull CBBC Nov 2019 L	0.2500	29,008 per 12,000 units	29,108 per 12,000 units	2019/11/28	200,000,000	2017/12/29
64593	SGA Societe Generale Acceptance N.V./SG Issuer	HSI R Bear CBBC Apr 2018 C	0.2500	29,338 per 10,000 units	29,238 per 10,000 units	2018/04/27	200,000,000	2017/12/29
64561	SGA Societe Generale Acceptance N.V./SG Issuer	ICBC R Bull CBBC Aug 2018 M	0.2500	5.9600	6.0600	2018/08/31	60,000,000	2017/12/29
64562	SGA Societe Generale Acceptance N.V./SG Issuer	Ping An R Bull CBBC Sep 2018 B	0.2500	80.10 per 100 units	80.70 per 100 units	2018/09/21	100,000,000	2017/12/29
64571	SGA Societe Generale Acceptance N.V./SG Issuer	Tencent R Bull CBBC Nov 2018 J	0.2500	395.80 per 100 units	398.60 per 100 units	2018/11/22	80,000,000	2017/12/29
64514	SGA Societe Generale Acceptance N.V./SG Issuer	Tencent R Bear CBBC Aug 2018 E	0.2500	407.80 per 100 units	405 per 100 units	2018/08/30	80,000,000	2017/12/29
64591	UBS AG	HSI R Bull CBBC Aug 2019 O	0.2500	29,142 per 10,000 units	29,242 per 10,000 units	2019/08/29	200,000,000	2017/12/29

Further issue

List of expired CBBC, 2017

Code	CBBC	Last trading date	Delisted date
61315	BNP Paribas Arbit Issu B.V. – A50 Ch R Bull CBBC Dec 2016 B	2016/12/29	2017/01/03
61958	HK Bank – China Life R Bull CBBC Dec 2016 C	2016/12/29	2017/01/03
60000	HK Bank – ABC R Bull CBBC Dec 2016 C	2016/12/29	2017/01/03
68379	HK Bank – CM Bank R Bull CBBC Dec 2016 D	2016/12/29	2017/01/03
68251	BNP Paribas Arbit Issu B.V. – Tencent R Bull CBBC Dec 2016 C	2016/12/29	2017/01/03
69994	HK Bank – BOCL R Bull CBBC Dec 2016 F	2016/12/29	2017/01/03
66416	HK Bank – Tencent R Bull CBBC Dec 2016 L	2016/12/29	2017/01/03
61253	HK Bank – HKEX R Bull CBBC Dec 2016 E	2016/12/29	2017/01/03
61313	BNP Paribas Arbit Issu B.V. – A50 Ch R Bull CBBC Dec 2016 A	2016/12/29	2017/01/03
66801	BNP Paribas Arbit Issu B.V. – Ch Mob R Bull CBBC Dec 2016 D	2016/12/29	2017/01/03
61318	BNP Paribas Arbit Issu B.V. – CSOP A50 ETF R Bull CBBC Dec16A	2016/12/29	2017/01/03
64008	BNP Paribas Arbit Issu B.V. – A50 Ch R Bull CBBC Dec 2016 E	2016/12/29	2017/01/03
63425	BNP Paribas Arbit Issu B.V. – TCH R Bull CBBC Dec 2016 A	2016/12/29	2017/01/03
63832	BNP Paribas Arbit Issu B.V. – Ch Mob R Bull CBBC Dec 2016 C	2016/12/29	2017/01/03
62185	Credit Suisse AG – AIA R Bull CBBC Dec 2016 A	2016/12/29	2017/01/03
62182	Credit Suisse AG – TCH R Bull CBBC Dec 2016 A	2016/12/29	2017/01/03
61735	BNP Paribas Arbit Issu B.V. – A50 Ch R Bull CBBC Dec 2016 C	2016/12/29	2017/01/03
61733	BNP Paribas Arbit Issu B.V. – CSOP A50 ETF R Bull CBBC Dec16C	2016/12/29	2017/01/03
64357	BNP Paribas Arbit Issu B.V. – TCH R Bull CBBC Dec 2016 B	2016/12/29	2017/01/03
63065	BNP Paribas Arbit Issu B.V. – Ping An R Bull CBBC Dec 2016 G	2016/12/29	2017/01/03
61729	BNP Paribas Arbit Issu B.V. – CSOP A50 ETF R Bull CBBC Dec16B	2016/12/29	2017/01/03
61651	HK Bank – CUni R Bull CBBC Dec 2016 A	2016/12/29	2017/01/03
62186	Credit Suisse AG – HSBC R Bull CBBC Dec 2016 A	2016/12/29	2017/01/03
68919	Bank of East Asia – CAM CSI300 R Bull CBBC Dec 2016 A	2016/12/29	2017/01/03
62434	BNP Paribas Arbit Issu B.V. – A50 Ch R Bull CBBC Dec 2016 D	2016/12/29	2017/01/03
62435	BNP Paribas Arbit Issu B.V. – Ping An R Bull CBBC Dec 2016 F	2016/12/29	2017/01/03
63064	BNP Paribas Arbit Issu B.V. – CSOP A50 ETF R Bull CBBC Dec16D	2016/12/29	2017/01/03
60573	HK Bank – AIA R Bear CBBC Dec 2016 A	2016/12/29	2017/01/03
61010	HK Bank – A50 R Bull CBBC Dec 2016 A	2016/12/29	2017/01/03
66896	SG Issuer – HSI R Bear CBBC Apr 2017 M	2016/12/30	2017/01/03
66588	Credit Suisse AG – HSI R Bear CBBC Apr 2017 H	2016/12/30	2017/01/03
66710	J P Morgan SP BV – HSI R Bear CBBC Mar 2017 P	2016/12/30	2017/01/03
66859	SG Issuer – HSI R Bear CBBC Apr 2017 L	2016/12/30	2017/01/03
66720	J P Morgan SP BV – HSI R Bear CBBC Mar 2017 Q	2016/12/30	2017/01/03
66695	SG Issuer – Tencent R Bear CBBC Aug 2017 D	2016/12/30	2017/01/03
66636	UBS AG – HSI R Bear CBBC Apr 2017 Z	2016/12/30	2017/01/03
66632	UBS AG – HSI R Bear CBBC Apr 2017 Y	2016/12/30	2017/01/03
66600	BNP Paribas Arbit Issu B.V. – HSI R Bear CBBC Apr 2017 L	2016/12/30	2017/01/03
66545	Credit Suisse AG – HSI R Bear CBBC Apr 2017 G	2016/12/30	2017/01/03
67061	Credit Suisse AG – HSI R Bear CBBC Apr 2017 L	2016/12/30	2017/01/03
66606	BNP Paribas Arbit Issu B.V. – HSI R Bear CBBC Mar 2017 Q	2016/12/30	2017/01/03
66555	Credit Suisse AG – HKEX R Bear CBBC Jul 2017 A	2016/12/30	2017/01/03
67205	J P Morgan SP BV – HSI R Bear CBBC Mar 2017 U	2016/12/30	2017/01/03
67235	SG Issuer – HSI R Bear CBBC Apr 2017 Q	2016/12/30	2017/01/03
67365	Goldman Sachs SP (Asia) – HSI R Bear CBBC Apr 2017 X	2016/12/30	2017/01/03
67376	Goldman Sachs SP (Asia) – HSI R Bull CBBC Dec 2017 O	2016/12/30	2017/01/03
67415	Credit Suisse AG – HSI R Bear CBBC Apr 2017 P	2016/12/30	2017/01/03
67419	Credit Suisse AG – HSI R Bear CBBC May 2017 B	2016/12/30	2017/01/03
67511	Credit Suisse AG – HSI R Bull CBBC Dec 2017 V	2016/12/30	2017/01/03
67517	UBS AG – HSI R Bear CBBC Apr 2017 M	2016/12/30	2017/01/03
66542	Goldman Sachs SP (Asia) – HSI R Bear CBBC Apr 2017 V	2016/12/30	2017/01/03
67522	UBS AG – HSI R Bull CBBC Oct 2017 N	2016/12/30	2017/01/03
67132	UBS AG – HSI R Bear CBBC Apr 2017 H	2016/12/30	2017/01/03
67538	SG Issuer – HSI R Bear CBBC Apr 2017 S	2016/12/30	2017/01/03
67521	UBS AG – HSI R Bear CBBC Apr 2017 L	2016/12/30	2017/01/03
66096	Credit Suisse AG – HSI R Bear CBBC Apr 2017 S	2016/12/30	2017/01/03
61695	J P Morgan SP BV – CC Bank R Bear CBBC May 2017 A	2016/12/30	2017/01/03
66187	Goldman Sachs SP (Asia) – HSI R Bear CBBC Apr 2017 S	2016/12/30	2017/01/03
66145	UBS AG – HSI R Bear CBBC Apr 2017 V	2016/12/30	2017/01/03
66419	SG Issuer – HSI R Bear CBBC Apr 2017 I	2016/12/30	2017/01/03
65496	J P Morgan SP BV – Tencent R Bear CBBC Nov 2017 H	2016/12/30	2017/01/03
66403	UBS AG – HSI R Bear CBBC Apr 2017 W	2016/12/30	2017/01/03
66490	HK Bank – HSI R Bear CBBC May 2017 H	2016/12/30	2017/01/03
66169	J P Morgan SP BV – HSI R Bear CBBC Mar 2017 O	2016/12/30	2017/01/03
66332	Credit Suisse AG – HSI R Bear CBBC Apr 2017 M	2016/12/30	2017/01/03
67667	BNP Paribas Arbit Issu B.V. – HSI R Bear CBBC Apr 2017 R	2017/01/03	2017/01/04
67633	HK Bank – Tencent R Bear CBBC Sep 2017 B	2017/01/03	2017/01/04
67597	HK Bank – HSI R Bear CBBC Jun 2017 A	2017/01/03	2017/01/04
67589	HK Bank – HSI R Bear CBBC May 2017 I	2017/01/03	2017/01/04
67679	BNP Paribas Arbit Issu B.V. – HSI R Bear CBBC Apr 2017 S	2017/01/03	2017/01/04
67549	J P Morgan SP BV – HSI R Bear CBBC Mar 2017 S	2017/01/03	2017/01/04
67559	HK Bank – HSCEI R Bear CBBC May 2017 H	2017/01/03	2017/01/04
67697	Goldman Sachs SP (Asia) – HSI R Bear CBBC Apr 2017 Y	2017/01/03	2017/01/04
67707	UBS AG – HSI R Bear CBBC Apr 2017 N	2017/01/03	2017/01/04
67155	UBS AG – HSI R Bear CBBC Apr 2017 I	2017/01/03	2017/01/04
67727	UBS AG – HSI R Bear CBBC May 2017 E	2017/01/03	2017/01/04
67768	J P Morgan SP BV – HSI R Bear CBBC Apr 2017 L	2017/01/03	2017/01/04
67788	J P Morgan SP BV – HSI R Bear CBBC Apr 2017 M	2017/01/03	2017/01/04
67819	SG Issuer – HSI R Bear CBBC Apr 2017 T	2017/01/03	2017/01/04
67820	SG Issuer – HSI R Bear CBBC Apr 2017 U	2017/01/03	2017/01/04
66028	HK Bank – HSI R Bear CBBC May 2017 G	2017/01/03	2017/01/04
68920	Bank of East Asia – China Mobile R Bull CBBC Jan 2017 A	2017/01/03	2017/01/05
65282	HK Bank – Tencent R Bear CBBC Oct 2017 B	2017/01/03	2017/01/04
67745	Credit Suisse AG – HSI R Bear CBBC May 2017 C	2017/01/03	2017/01/04
66340	J P Morgan SP BV – HSI R Bear CBBC Apr 2017 I	2017/01/03	2017/01/04
66361	Goldman Sachs SP (Asia) – HSI R Bear CBBC Apr 2017 U	2017/01/03	2017/01/04
67044	Credit Suisse AG – HSI R Bear CBBC Apr 2017 I	2017/01/03	2017/01/04

List of expired CBBC, 2017 (continued)

Code	CBBC	Last trading date	Delisted date
66212	SG Issuer – HSI R Bear CBBC Mar 2017 M	2017/01/03	2017/01/04
67753	Credit Suisse AG – HSI R Bear CBBC May 2017 D	2017/01/03	2017/01/04
66214	SG Issuer – HSI R Bear CBBC Mar 2017 T	2017/01/03	2017/01/04
67236	SG Issuer – HSI R Bear CBBC Apr 2017 R	2017/01/03	2017/01/04
66302	BNP Paribas Arbit Issu B.V. – HSI R Bear CBBC Mar 2017 X	2017/01/03	2017/01/04
66633	UBS AG – HSI R Bear CBBC May 2017 C	2017/01/03	2017/01/04
66316	Credit Suisse AG – HSI R Bear CBBC Mar 2017 U	2017/01/03	2017/01/04
67960	Credit Suisse AG – Tencent R Bear CBBC Jul 2017 D	2017/01/04	2017/01/05
67878	HK Bank – HSI R Bear CBBC Jul 2017 B	2017/01/04	2017/01/05
67911	HK Bank – HSCEI R Bear CBBC May 2017 I	2017/01/04	2017/01/05
67920	Goldman Sachs SP (Asia) – HSI R Bear CBBC Apr 2017 Z	2017/01/04	2017/01/05
67931	J P Morgan SP BV – HSI R Bear CBBC Apr 2017 N	2017/01/04	2017/01/05
67961	Credit Suisse AG – HSI R Bear CBBC May 2017 E	2017/01/04	2017/01/05
68008	UBS AG – HSI R Bear CBBC Apr 2017 J	2017/01/04	2017/01/05
68011	UBS AG – HSI R Bear CBBC May 2017 F	2017/01/04	2017/01/05
68033	SG Issuer – HSI R Bear CBBC Apr 2017 V	2017/01/04	2017/01/05
67928	J P Morgan SP BV – HSI R Bear CBBC May 2017 A	2017/01/04	2017/01/05
66094	Credit Suisse AG – HSI R Bear CBBC Mar 2017 Z	2017/01/04	2017/01/05
67963	Credit Suisse AG – HSI R Bear CBBC May 2017 F	2017/01/04	2017/01/05
66282	BNP Paribas Arbit Issu B.V. – HSI R Bear CBBC Apr 2017 J	2017/01/04	2017/01/05
67211	J P Morgan SP BV – HSI R Bear CBBC Apr 2017 K	2017/01/04	2017/01/05
66137	UBS AG – HSI R Bear CBBC Mar 2017 I	2017/01/04	2017/01/05
68184	SG Issuer – HSI R Bear CBBC Apr 2017 X	2017/01/05	2017/01/06
65939	Credit Suisse AG – HSI R Bear CBBC Apr 2017 X	2017/01/05	2017/01/06
65696	UBS AG – HSI R Bear CBBC Mar 2017 T	2017/01/05	2017/01/06
65684	J P Morgan SP BV – HSI R Bear CBBC Mar 2017 M	2017/01/05	2017/01/06
65657	Credit Suisse AG – HSI R Bear CBBC Apr 2017 W	2017/01/05	2017/01/06
65632	Goldman Sachs SP (Asia) – HSI R Bear CBBC Apr 2017 Q	2017/01/05	2017/01/06
65504	J P Morgan SP BV – HSI R Bear CBBC Mar 2017 E	2017/01/05	2017/01/06
66411	UBS AG – HSI R Bear CBBC Apr 2017 X	2017/01/05	2017/01/06
66023	HK Bank – HSI R Bear CBBC May 2017 F	2017/01/05	2017/01/06
65447	SG Issuer – HSI R Bear CBBC Mar 2017 K	2017/01/05	2017/01/06
68126	Goldman Sachs SP (Asia) – HSI R Bear CBBC Apr 2017 C	2017/01/05	2017/01/06
66421	SG Issuer – HSI R Bear CBBC Apr 2017 J	2017/01/05	2017/01/06
65413	Credit Suisse AG – HSI R Bear CBBC Mar 2017 V	2017/01/05	2017/01/06
65412	UBS AG – HSI R Bear CBBC Mar 2017 U	2017/01/05	2017/01/06
66554	Credit Suisse AG – HSI R Bear CBBC Apr 2017 F	2017/01/05	2017/01/06
66429	SG Issuer – HSI R Bear CBBC Apr 2017 K	2017/01/05	2017/01/06
65218	Credit Suisse AG – Tencent R Bear CBBC Jul 2017 A	2017/01/05	2017/01/06
64577	J P Morgan SP BV – Tencent R Bear CBBC Oct 2017 C	2017/01/05	2017/01/06
64954	SG Issuer – Tencent R Bear CBBC Aug 2017 C	2017/01/05	2017/01/06
65477	Goldman Sachs SP (Asia) – HSI R Bear CBBC Apr 2017 P	2017/01/05	2017/01/06
66085	Credit Suisse AG – HSI R Bear CBBC Apr 2017 Y	2017/01/05	2017/01/06
66345	J P Morgan SP BV – HSI R Bear CBBC Apr 2017 J	2017/01/05	2017/01/06
66899	SG Issuer – HSI R Bear CBBC Apr 2017 N	2017/01/05	2017/01/06
66634	UBS AG – HSI R Bear CBBC May 2017 D	2017/01/05	2017/01/06
66298	BNP Paribas Arbit Issu B.V. – HSI R Bear CBBC Apr 2017 K	2017/01/05	2017/01/06
66297	BNP Paribas Arbit Issu B.V. – HSI R Bear CBBC Mar 2017 K	2017/01/05	2017/01/06
67598	HK Bank – HSI R Bear CBBC Jul 2017 A	2017/01/05	2017/01/06
67940	J P Morgan SP BV – HSI R Bear CBBC Apr 2017 O	2017/01/05	2017/01/06
68151	J P Morgan SP BV – HSI R Bear CBBC Apr 2017 P	2017/01/05	2017/01/06
66150	J P Morgan SP BV – HSI R Bear CBBC Mar 2017 N	2017/01/05	2017/01/06
68180	SG Issuer – HSI R Bear CBBC Apr 2017 W	2017/01/05	2017/01/06
66144	UBS AG – HSI R Bear CBBC Mar 2017 V	2017/01/05	2017/01/06
66198	Goldman Sachs SP (Asia) – HSI R Bear CBBC Apr 2017 T	2017/01/05	2017/01/06
68035	Credit Suisse AG – HSI R Bear CBBC May 2017 G	2017/01/05	2017/01/06
68051	Credit Suisse AG – HSI R Bear CBBC May 2017 H	2017/01/05	2017/01/06
68091	HK Bank – HKEX R Bear CBBC Jul 2017 F	2017/01/05	2017/01/06
68108	UBS AG – HSI R Bear CBBC Apr 2017 O	2017/01/05	2017/01/06
66314	Credit Suisse AG – HSI R Bear CBBC Apr 2017 Z	2017/01/05	2017/01/06
68145	Goldman Sachs SP (Asia) – HSI R Bear CBBC Apr 2017 D	2017/01/05	2017/01/06
66219	SG Issuer – HSI R Bear CBBC Apr 2017 G	2017/01/05	2017/01/06
68305	SG Issuer – HSI R Bear CBBC Apr 2017 Y	2017/01/06	2017/01/09
65298	BNP Paribas Arbit Issu B.V. – HSI R Bear CBBC Apr 2017 H	2017/01/06	2017/01/09
63337	UBS AG – CSOP A50 ETF R Bull CBBC Jan 2017 A	2017/01/06	2017/01/10
65656	Credit Suisse AG – HSI R Bear CBBC Apr 2017 V	2017/01/06	2017/01/09
65986	J P Morgan SP BV – HSI R Bear CBBC Mar 2017 I	2017/01/06	2017/01/09
65323	Credit Suisse AG – HSI R Bear CBBC Apr 2017 K	2017/01/06	2017/01/09
65958	UBS AG – HSI R Bear CBBC Mar 2017 E	2017/01/06	2017/01/09
65694	J P Morgan SP BV – HSI R Bear CBBC Mar 2017 F	2017/01/06	2017/01/09
65397	UBS AG – HSI R Bear CBBC Mar 2017 S	2017/01/06	2017/01/09
64894	HK Bank – CC Bank R Bull CBBC Jan 2017 A	2017/01/06	2017/01/10
64608	HK Bank – Tencent R Bear CBBC Mar 2017 F	2017/01/06	2017/01/09
65551	HK Bank – HSI R Bear CBBC Apr 2017 V	2017/01/06	2017/01/09
65723	UBS AG – HSI R Bear CBBC Mar 2017 W	2017/01/06	2017/01/09
65725	Goldman Sachs SP (Asia) – HSI R Bear CBBC Apr 2017 R	2017/01/06	2017/01/09
65660	SG Issuer – HSI R Bear CBBC Mar 2017 D	2017/01/06	2017/01/09
68202	SG Issuer – HKEX R Bear CBBC Sep 2017 B	2017/01/06	2017/01/09
65476	Goldman Sachs SP (Asia) – HSI R Bear CBBC Apr 2017 O	2017/01/06	2017/01/09
65452	SG Issuer – HSI R Bear CBBC Mar 2017 N	2017/01/06	2017/01/09
67551	J P Morgan SP BV – HSI R Bear CBBC Mar 2017 T	2017/01/06	2017/01/09
66558	Credit Suisse AG – China Life R Bear CBBC Sep 2017 A	2017/01/06	2017/01/09
67855	HK Bank – HSI R Bear CBBC Oct 2017 F	2017/01/06	2017/01/09
65942	Credit Suisse AG – HSI R Bear CBBC Mar 2017 W	2017/01/06	2017/01/09
68175	J P Morgan SP BV – HKEX R Bear CBBC Jul 2017 F	2017/01/06	2017/01/09
68316	J P Morgan SP BV – HSI R Bear CBBC Apr 2017 Q	2017/01/06	2017/01/09
68265	Credit Suisse AG – HSCEI R Bear CBBC Jun 2017 A	2017/01/06	2017/01/09

List of expired CBBC, 2017 (continued)

Code	CBBC	Last trading date	Delisted date
68274	Credit Suisse AG – HSI R Bear CBBC May 2017 I	2017/01/06	2017/01/09
68277	Goldman Sachs SP (Asia) – HSI R Bear CBBC Apr 2017 E	2017/01/06	2017/01/09
65448	SG Issuer – HSI R Bear CBBC Mar 2017 L	2017/01/06	2017/01/09
68286	UBS AG – HSI R Bear CBBC Apr 2017 P	2017/01/06	2017/01/09
65373	BNP Paribas Arbit Issu B.V. – HSI R Bear CBBC Mar 2017 H	2017/01/06	2017/01/09
68421	Credit Suisse AG – HSI R Bear CBBC Apr 2017 G	2017/01/09	2017/01/10
68583	J P Morgan SP BV – HSI R Bear CBBC Apr 2017 X	2017/01/09	2017/01/10
68522	J P Morgan SP BV – HSI R Bear CBBC Apr 2017 T	2017/01/09	2017/01/10
68468	UBS AG – HSI R Bear CBBC Apr 2017 R	2017/01/09	2017/01/10
68467	UBS AG – HSI R Bear CBBC Apr 2017 Q	2017/01/09	2017/01/10
68463	SG Issuer – HSI R Bear CBBC Apr 2017 Z	2017/01/09	2017/01/10
68360	BNP Paribas Arbit Issu B.V. – HSI R Bear CBBC Apr 2017 U	2017/01/09	2017/01/10
68415	Credit Suisse AG – HSI R Bear CBBC Apr 2017 O	2017/01/09	2017/01/10
68395	Goldman Sachs SP (Asia) – HSI R Bear CBBC Apr 2017 G	2017/01/09	2017/01/10
68342	BNP Paribas Arbit Issu B.V. – HSI R Bear CBBC Apr 2017 T	2017/01/09	2017/01/10
60948	Bank of East Asia – HKEX R Bull CBBC Jan 2017 B	2017/01/09	2017/01/11
68464	SG Issuer – HSI R Bear CBBC Apr 2017 A	2017/01/09	2017/01/10
68340	Goldman Sachs SP (Asia) – HSI R Bear CBBC Apr 2017 A	2017/01/09	2017/01/10
64867	SG Issuer – HSI R Bear CBBC Mar 2017 U	2017/01/10	2017/01/11
68804	UBS AG – HSI R Bear CBBC Apr 2017 S	2017/01/10	2017/01/11
68780	SG Issuer – HSI R Bear CBBC Apr 2017 C	2017/01/10	2017/01/11
65310	Macquarie Bank Ltd. – Tencent R Bear CBBC Sep 2017 A	2017/01/10	2017/01/11
68779	SG Issuer – HSI R Bear CBBC Apr 2017 B	2017/01/10	2017/01/11
68745	J P Morgan SP BV – HSI R Bear CBBC Apr 2017 Y	2017/01/10	2017/01/11
68727	Credit Suisse AG – HSI R Bear CBBC Apr 2017 L	2017/01/10	2017/01/11
68723	Credit Suisse AG – HSI R Bear CBBC Apr 2017 H	2017/01/10	2017/01/11
65308	BNP Paribas Arbit Issu B.V. – HSI R Bear CBBC Mar 2017 B	2017/01/10	2017/01/11
67338	HK Bank – Sands China R Bear CBBC Jan 2018 A	2017/01/10	2017/01/11
64788	Credit Suisse AG – HSI R Bear CBBC Apr 2017 J	2017/01/10	2017/01/11
65998	SG Issuer – HSI R Bear CBBC Mar 2017 X	2017/01/10	2017/01/11
68805	UBS AG – HSI R Bear CBBC Apr 2017 K	2017/01/10	2017/01/11
60002	HK Bank – CNOOC R Bull CBBC Jan 2017 B	2017/01/10	2017/01/12
68627	Goldman Sachs SP (Asia) – HSI R Bear CBBC Apr 2017 F	2017/01/10	2017/01/11
60003	HK Bank – Sinopec Corp R Bull CBBC Jan 2017 B	2017/01/10	2017/01/12
66036	HK Bank – AIA R Bear CBBC Jun 2017 C	2017/01/10	2017/01/11
67634	HK Bank – Tencent R Bear CBBC Nov 2017 C	2017/01/10	2017/01/11
68328	J P Morgan SP BV – HSI R Bear CBBC Apr 2017 R	2017/01/10	2017/01/11
67866	HK Bank – HSI R Bear CBBC Nov 2017 F	2017/01/10	2017/01/11
65521	J P Morgan SP BV – HSI R Bear CBBC Mar 2017 G	2017/01/10	2017/01/11
64886	Goldman Sachs SP (Asia) – HSI R Bear CBBC Mar 2017 H	2017/01/10	2017/01/11
66226	SG Issuer – HSI R Bear CBBC Apr 2017 H	2017/01/10	2017/01/11
64161	SG Issuer – Tencent R Bear CBBC Aug 2018 A	2017/01/10	2017/01/11
60943	Bank of East Asia – Ping An R Bull CBBC Jan 2017 B	2017/01/10	2017/01/12
67485	Credit Suisse AG – AIA R Bear CBBC Jul 2017 A	2017/01/10	2017/01/11
66918	HK Bank – Galaxy Ent R Bear CBBC Jan 2018 A	2017/01/10	2017/01/11
65404	UBS AG – HSI R Bear CBBC Apr 2017 T	2017/01/10	2017/01/11
65959	UBS AG – HSI R Bear CBBC Mar 2017 X	2017/01/10	2017/01/11
65220	Credit Suisse AG – HSI R Bear CBBC Mar 2017 N	2017/01/11	2017/01/12
65152	UBS AG – HSI R Bear CBBC Mar 2017 L	2017/01/11	2017/01/12
63126	HK Bank – Tencent R Bear CBBC Mar 2017 E	2017/01/11	2017/01/12
65131	Credit Suisse AG – HSI R Bear CBBC Apr 2017 Q	2017/01/11	2017/01/12
66931	HK Bank – HKEX R Bear CBBC Jul 2017 E	2017/01/11	2017/01/12
68523	J P Morgan SP BV – HSI R Bear CBBC Apr 2017 U	2017/01/11	2017/01/12
65128	J P Morgan SP BV – HSI R Bear CBBC Mar 2017 J	2017/01/11	2017/01/12
67495	Credit Suisse AG – Ping An R Bear CBBC Oct 2017 A	2017/01/11	2017/01/12
65272	SG Issuer – HSI R Bear CBBC Mar 2017 C	2017/01/11	2017/01/12
65184	SG Issuer – HSI R Bear CBBC Mar 2017 I	2017/01/11	2017/01/12
65070	UBS AG – HSI R Bear CBBC Mar 2017 Y	2017/01/11	2017/01/12
64837	UBS AG – HSI R Bear CBBC Mar 2017 Z	2017/01/11	2017/01/12
65209	Goldman Sachs SP (Asia) – HSI R Bear CBBC Mar 2017 T	2017/01/11	2017/01/12
66497	HK Bank – HSCEI R Bear CBBC May 2017 G	2017/01/11	2017/01/12
65035	J P Morgan SP BV – HSI R Bear CBBC Mar 2017 H	2017/01/11	2017/01/12
63300	J P Morgan SP BV – Tencent R Bear CBBC Nov 2017 G	2017/01/11	2017/01/12
65545	HK Bank – HSI R Bear CBBC Apr 2017 U	2017/01/11	2017/01/12
65229	UBS AG – HSI R Bear CBBC Mar 2017 M	2017/01/11	2017/01/12
65089	SG Issuer – HSI R Bear CBBC Mar 2017 G	2017/01/11	2017/01/12
65247	J P Morgan SP BV – HSI R Bear CBBC Mar 2017 K	2017/01/11	2017/01/12
65341	Credit Suisse AG – HSI R Bear CBBC Apr 2017 T	2017/01/11	2017/01/12
67002	HK Bank – China Mobile R Bear CBBC Jul 2017 A	2017/01/11	2017/01/12
65104	Goldman Sachs SP (Asia) – HSI R Bear CBBC Mar 2017 F	2017/01/11	2017/01/12
68912	UBS AG – HSI R Bear CBBC Apr 2017 H	2017/01/11	2017/01/12
68907	J P Morgan SP BV – HSI R Bear CBBC Apr 2017 Z	2017/01/11	2017/01/12
68867	Goldman Sachs SP (Asia) – HSI R Bear CBBC Apr 2017 H	2017/01/11	2017/01/12
68864	Credit Suisse AG – HSI R Bear CBBC Apr 2017 M	2017/01/11	2017/01/12
68819	BNP Paribas Arbit Issu B.V. – HSI R Bear CBBC Apr 2017 V	2017/01/11	2017/01/12
60942	Bank of East Asia – ICBC R Bull CBBC Jan 2017 A	2017/01/11	2017/01/13
65101	BNP Paribas Arbit Issu B.V. – HSI R Bear CBBC Mar 2017 L	2017/01/11	2017/01/12
65221	Credit Suisse AG – HSI R Bear CBBC Aug 2017 A	2017/01/11	2017/01/12
65309	BNP Paribas Arbit Issu B.V. – HSI R Bear CBBC Apr 2017 I	2017/01/11	2017/01/12
64960	Credit Suisse AG – HSI R Bear CBBC Apr 2017 N	2017/01/11	2017/01/12
63178	J P Morgan SP BV – Tencent R Bear CBBC Nov 2017 F	2017/01/11	2017/01/12
63218	SG Issuer – Tencent R Bear CBBC Jun 2017 B	2017/01/11	2017/01/12
65228	UBS AG – HSI R Bear CBBC Mar 2017 D	2017/01/11	2017/01/12
65092	SG Issuer – HSI R Bear CBBC Apr 2017 F	2017/01/11	2017/01/12
67079	Credit Suisse AG – China Mobile R Bear CBBC Aug 2017 A	2017/01/11	2017/01/12
65409	UBS AG – HSI R Bear CBBC Apr 2017 U	2017/01/12	2017/01/13
69149	SG Issuer – Tencent R Bear CBBC Aug 2017 E	2017/01/12	2017/01/13

List of expired CBBC, 2017 (continued)

Code	CBBC	Last trading date	Delisted date
68078	HK Bank – Lenovo R Bear CBBC Dec 2017 A	2017/01/12	2017/01/13
68330	J P Morgan SP BV – HSI R Bear CBBC Apr 2017 S	2017/01/12	2017/01/13
66935	HK Bank – SHK Ppt R Bear CBBC Jul 2017 A	2017/01/12	2017/01/13
60936	Bank of East Asia – ABC R Bull CBBC Jan 2017 A	2017/01/12	2017/01/16
68957	Credit Suisse AG – HSI R Bear CBBC Apr 2017 I	2017/01/12	2017/01/13
69074	UBS AG – HSI R Bear CBBC Apr 2017 L	2017/01/12	2017/01/13
69105	J P Morgan SP BV – HSI R Bear CBBC Apr 2017 G	2017/01/12	2017/01/13
69018	Goldman Sachs SP (Asia) – HSI R Bear CBBC May 2017 B	2017/01/12	2017/01/13
68960	Credit Suisse AG – HSI R Bear CBBC Apr 2017 F	2017/01/12	2017/01/13
69081	UBS AG – HSI R Bear CBBC Apr 2017 M	2017/01/12	2017/01/13
69059	SG Issuer – HSI R Bear CBBC Apr 2017 D	2017/01/12	2017/01/13
68922	BNP Paribas Arbit Issu B.V. – HSI R Bear CBBC Apr 2017 X	2017/01/12	2017/01/13
68956	Credit Suisse AG – HSI R Bear CBBC Apr 2017 S	2017/01/12	2017/01/13
68955	Credit Suisse AG – HSI R Bear CBBC Apr 2017 P	2017/01/12	2017/01/13
69084	UBS AG – HSI R Bear CBBC Apr 2017 V	2017/01/12	2017/01/13
69109	J P Morgan SP BV – HSI R Bear CBBC Apr 2017 H	2017/01/12	2017/01/13
68918	Goldman Sachs SP (Asia) – HSI R Bear CBBC May 2017 A	2017/01/12	2017/01/13
68921	BNP Paribas Arbit Issu B.V. – HSI R Bear CBBC Apr 2017 W	2017/01/12	2017/01/13
65133	Credit Suisse AG – HSI R Bear CBBC Mar 2017 L	2017/01/12	2017/01/13
67372	HK Bank – Haitong Sec R Bull CBBC Jan 2017 A	2017/01/13	2017/01/17
66657	HK Bank – China Life R Bull CBBC Jan 2017 C	2017/01/13	2017/01/17
65625	UBS AG – China Mobile R Bear CBBC Jan 2017 A	2017/01/13	2017/01/17
68778	HK Bank – Ping An R Bull CBBC Jan 2017 A	2017/01/13	2017/01/17
62213	SG Issuer – CP&CC R Bear CBBC Sep 2017 A	2017/01/13	2017/01/16
68374	HK Bank – SHK Ppt R Bull CBBC Jan 2017 B	2017/01/13	2017/01/17
67157	UBS AG – HSCEI R Bear CBBC Mar 2017 B	2017/01/13	2017/01/16
61935	UBS AG – Ping An R Bull CBBC Jan 2017 A	2017/01/13	2017/01/17
69768	HK Bank – ABC R Bull CBBC Jan 2017 A	2017/01/13	2017/01/17
60411	HK Bank – CM Bank R Bull CBBC Jan 2017 A	2017/01/13	2017/01/17
69246	Credit Suisse AG – HSI R Bear CBBC Apr 2017 X	2017/01/13	2017/01/16
65778	HK Bank – TCH R Bull CBBC Jan 2017 A	2017/01/13	2017/01/17
65742	HK Bank – CNOOC R Bull CBBC Jan 2017 A	2017/01/13	2017/01/17
61271	HK Bank – A50 R Bull CBBC Jan 2017 B	2017/01/13	2017/01/17
66951	HK Bank – COVS R Bear CBBC Jul 2017 A	2017/01/13	2017/01/16
67366	HK Bank – Sands China R Bull CBBC Jan 2017 A	2017/01/13	2017/01/17
61653	HK Bank – PICC P&C R Bull CBBC Jan 2017 A	2017/01/13	2017/01/17
69402	J P Morgan SP BV – HSI R Bear CBBC Apr 2017 D	2017/01/13	2017/01/16
64615	HK Bank – A50 R Bear CBBC Jan 2017 A	2017/01/13	2017/01/17
69322	UBS AG – HSI R Bear CBBC Apr 2017 Y	2017/01/13	2017/01/16
65589	HK Bank – PetCh R Bull CBBC Jan 2017 A	2017/01/13	2017/01/17
64889	HK Bank – AIA R Bull CBBC Jan 2017 A	2017/01/13	2017/01/17
63269	HK Bank – CSOP A50 ETF R Bull CBBC Jan 2017 C	2017/01/13	2017/01/17
64263	HK Bank – HKEX R Bear CBBC Jan 2017 B	2017/01/13	2017/01/17
69239	Credit Suisse AG – HSI R Bear CBBC Apr 2017 W	2017/01/13	2017/01/16
61493	HK Bank – PetCh R Bear CBBC Dec 2017 A	2017/01/13	2017/01/16
62670	HK Bank – Great Wall Motor R Bull CBBC Jan 2017 A	2017/01/13	2017/01/17
60389	HK Bank – Sinopec Corp R Bear CBBC May 2017 A	2017/01/13	2017/01/16
69188	HK Bank – CUni R Bull CBBC Feb 2018 A	2017/01/13	2017/01/16
69171	Goldman Sachs SP (Asia) – HSI R Bear CBBC May 2017 D	2017/01/13	2017/01/16
65878	SG Issuer – Lenovo R Bear CBBC Dec 2017 A	2017/01/13	2017/01/16
69170	Goldman Sachs SP (Asia) – HSI R Bear CBBC May 2017 C	2017/01/13	2017/01/16
69151	BNP Paribas Arbit Issu B.V. – HSI R Bear CBBC Apr 2017 Z	2017/01/13	2017/01/16
65731	SG Issuer – AAC Tech R Bear CBBC Sep 2017 A	2017/01/13	2017/01/16
62398	HK Bank – A50 R Bull CBBC Jan 2017 C	2017/01/13	2017/01/17
69315	UBS AG – HSI R Bear CBBC Apr 2017 W	2017/01/13	2017/01/16
66277	HK Bank – CC Bank R Bull CBBC Jan 2017 B	2017/01/13	2017/01/17
69428	SG Issuer – HSI R Bear CBBC Apr 2017 O	2017/01/13	2017/01/16
67361	HK Bank – CKP R Bull CBBC Jan 2017 A	2017/01/13	2017/01/17
69150	BNP Paribas Arbit Issu B.V. – HSI R Bear CBBC Apr 2017 Y	2017/01/13	2017/01/16
61258	HK Bank – BOCL R Bull CBBC Jan 2017 A	2017/01/13	2017/01/17
63358	HK Bank – Sinopec Corp R Bull CBBC Jan 2017 A	2017/01/13	2017/01/17
63854	J P Morgan SP BV – BOCL R Bull CBBC Jan 2017 A	2017/01/16	2017/01/17
69593	J P Morgan SP BV – HKEX R Bull CBBC Nov 2017 I	2017/01/16	2017/01/17
69434	J P Morgan SP BV – A50 China R Bull CBBC Jan 2017 B	2017/01/16	2017/01/17
69507	HK Bank – HSI R Bear CBBC May 2017 J	2017/01/16	2017/01/17
69533	Credit Suisse AG – HSI R Bear CBBC Apr 2017 Y	2017/01/16	2017/01/17
69526	Goldman Sachs SP (Asia) – HSI R Bear CBBC May 2017 E	2017/01/16	2017/01/17
69111	J P Morgan SP BV – China Life R Bull CBBC Oct 2017 B	2017/01/16	2017/01/17
69565	UBS AG – HSI R Bear CBBC Apr 2017 I	2017/01/16	2017/01/17
64207	SG Issuer – CUni R Bull CBBC Oct 2018 B	2017/01/16	2017/01/17
67224	J P Morgan SP BV – HSI R Bear CBBC Jan 2017 R	2017/01/16	2017/01/17
69591	J P Morgan SP BV – HSI R Bear CBBC Apr 2017 E	2017/01/16	2017/01/17
69604	SG Issuer – HSI R Bear CBBC Apr 2017 P	2017/01/16	2017/01/17
69732	J P Morgan SP BV – HSI R Bull CBBC Nov 2017 L	2017/01/17	2017/01/18
69707	J P Morgan SP BV – HSI R Bear CBBC Apr 2017 I	2017/01/17	2017/01/18
69700	Credit Suisse AG – HSI R Bull CBBC Nov 2017 E	2017/01/17	2017/01/18
69693	Credit Suisse AG – HSI R Bear CBBC Jun 2017 B	2017/01/17	2017/01/18
69647	Goldman Sachs SP (Asia) – HSI R Bear CBBC May 2017 F	2017/01/17	2017/01/18
66417	HK Bank – Tencent R Bull CBBC Jan 2017 C	2017/01/17	2017/01/19
69881	Goldman Sachs SP (Asia) – HSI R Bull CBBC Dec 2017 W	2017/01/17	2017/01/18
69755	UBS AG – HSI R Bear CBBC Apr 2017 J	2017/01/17	2017/01/18
69658	Credit Suisse AG – HSI R Bear CBBC Apr 2017 Z	2017/01/17	2017/01/18
69749	UBS AG – HSI R Bear CBBC Apr 2017 N	2017/01/17	2017/01/18
69859	SG Issuer – HSI R Bear CBBC Apr 2017 L	2017/01/17	2017/01/18
69606	BNP Paribas Arbit Issu B.V. – HSI R Bear CBBC Apr 2017 A	2017/01/17	2017/01/18
69686	Credit Suisse AG – Sands China R Bull CBBC Dec 2017 A	2017/01/17	2017/01/18
69864	SG Issuer – HSI R Bear CBBC Apr 2017 M	2017/01/17	2017/01/18

List of expired CBBC, 2017 (continued)

Code	CBBC	Last trading date	Delisted date
69787	UBS AG – HSI R Bull CBBC Nov 2017 R	2017/01/17	2017/01/18
69910	BNP Paribas Arbit Issu B.V. – HSI R Bear CBBC Apr 2017 B	2017/01/18	2017/01/19
60194	SG Issuer – HSI R Bear CBBC Apr 2017 S	2017/01/18	2017/01/19
63152	Macquarie Bank Ltd. – HSI R Bear CBBC Dec 2017 A	2017/01/18	2017/01/19
65219	Credit Suisse AG – HSI R Bear CBBC Apr 2017 R	2017/01/18	2017/01/19
65532	J P Morgan SP BV – HSI R Bear CBBC Mar 2017 L	2017/01/18	2017/01/19
60182	SG Issuer – HSI R Bear CBBC Apr 2017 Q	2017/01/18	2017/01/19
65105	Goldman Sachs SP (Asia) – HSI R Bear CBBC Mar 2017 S	2017/01/18	2017/01/19
66923	HK Bank – Geely Auto R Bear CBBC Jan 2018 A	2017/01/18	2017/01/19
65342	Credit Suisse AG – HSI R Bear CBBC Apr 2017 U	2017/01/18	2017/01/19
62154	SG Issuer – HSI R Bear CBBC Mar 2017 Q	2017/01/18	2017/01/19
66515	HK Bank – HSI R Bear CBBC Nov 2017 E	2017/01/18	2017/01/19
62108	BNP Paribas Arbit Issu B.V. – HSI R Bear CBBC Mar 2017 J	2017/01/18	2017/01/19
62377	UBS AG – HSI R Bear CBBC Feb 2017 B	2017/01/18	2017/01/19
62427	Credit Suisse AG – HSI R Bear CBBC Feb 2017 Q	2017/01/18	2017/01/19
69920	Goldman Sachs SP (Asia) – HSI R Bear CBBC May 2017 H	2017/01/18	2017/01/19
62459	J P Morgan SP BV – HSI R Bear CBBC Feb 2017 I	2017/01/18	2017/01/19
69918	Goldman Sachs SP (Asia) – HSI R Bear CBBC May 2017 G	2017/01/18	2017/01/19
62561	J P Morgan SP BV – HSI R Bear CBBC Mar 2017 C	2017/01/18	2017/01/19
65188	SG Issuer – HSI R Bear CBBC Mar 2017 J	2017/01/18	2017/01/19
62282	Credit Suisse AG – HSI R Bear CBBC Feb 2017 P	2017/01/18	2017/01/19
69913	J P Morgan SP BV – HSI R Bear CBBC Apr 2017 M	2017/01/18	2017/01/19
66806	SG Issuer – CMob R Bear CBBC Sep 2017 A	2017/01/18	2017/01/19
62355	Credit Suisse AG – HSI R Bear CBBC Feb 2017 N	2017/01/18	2017/01/19
62393	SG Issuer – HSI R Bear CBBC Mar 2017 Y	2017/01/18	2017/01/19
69990	SG Issuer – Tencent R Bull CBBC Mar 2018 B	2017/01/18	2017/01/19
65277	SG Issuer – HSI R Bear CBBC Mar 2017 H	2017/01/18	2017/01/19
62739	Goldman Sachs SP (Asia) – HSI R Bear CBBC Apr 2017 B	2017/01/18	2017/01/19
69912	BNP Paribas Arbit Issu B.V. – HSI R Bear CBBC Apr 2017 C	2017/01/18	2017/01/19
62300	UBS AG – HSI R Bear CBBC Feb 2017 Q	2017/01/18	2017/01/19
67684	J P Morgan SP BV – Tencent R Bull CBBC Jan 2017 A	2017/01/18	2017/01/19
62293	Goldman Sachs SP (Asia) – HSI R Bear CBBC Mar 2017 G	2017/01/18	2017/01/19
65230	UBS AG – HSI R Bear CBBC Mar 2017 P	2017/01/18	2017/01/19
69287	Credit Suisse AG – Galaxy Ent R Bear CBBC Dec 2017 A	2017/01/18	2017/01/19
65162	UBS AG – HSI R Bear CBBC Mar 2017 K	2017/01/18	2017/01/19
64571	J P Morgan SP BV – HSI R Bear CBBC Mar 2017 X	2017/01/18	2017/01/19
60083	Credit Suisse AG – HSI R Bear CBBC Apr 2017 K	2017/01/18	2017/01/19
65103	BNP Paribas Arbit Issu B.V. – HSI R Bear CBBC Apr 2017 G	2017/01/18	2017/01/19
60058	UBS AG – HSI R Bear CBBC Apr 2017 P	2017/01/18	2017/01/19
60136	Credit Suisse AG – HSI R Bull CBBC Nov 2017 B	2017/01/18	2017/01/19
60055	UBS AG – HSI R Bear CBBC Apr 2017 X	2017/01/18	2017/01/19
63750	SG Issuer – AAC Tech R Bear CBBC Jul 2017 A	2017/01/18	2017/01/19
60141	Goldman Sachs SP (Asia) – HSI R Bull CBBC Dec 2017 U	2017/01/18	2017/01/19
60089	Credit Suisse AG – HSI R Bear CBBC Apr 2017 V	2017/01/18	2017/01/19
60172	J P Morgan SP BV – Tencent R Bull CBBC Oct 2017 J	2017/01/18	2017/01/19
64504	HK Bank – HSI R Bear CBBC Apr 2017 T	2017/01/18	2017/01/19
64957	J P Morgan SP BV – CNOOC R Bull CBBC Jan 2017 A	2017/01/18	2017/01/19
60019	HK Bank – HKEX R Bull CBBC Dec 2017 F	2017/01/18	2017/01/19
60155	J P Morgan SP BV – HSI R Bull CBBC Nov 2017 H	2017/01/18	2017/01/19
60016	HK Bank – Tencent R Bull CBBC Dec 2017 C	2017/01/18	2017/01/19
60151	BNP Paribas Arbit Issu B.V. – HSI R Bull CBBC Nov 2017 A	2017/01/18	2017/01/19
60181	SG Issuer – HSI R Bull CBBC Apr 2018 F	2017/01/18	2017/01/19
60080	UBS AG – HSI R Bull CBBC Dec 2017 P	2017/01/18	2017/01/19
69451	J P Morgan SP BV – Ping An R Bull CBBC Jan 2017 A	2017/01/19	2017/01/23
60215	Goldman Sachs SP (Asia) – HSI R Bear CBBC Apr 2017 J	2017/01/19	2017/01/20
60295	Credit Suisse AG – HSI R Bear CBBC Apr 2017 G	2017/01/19	2017/01/20
60343	UBS AG – HSI R Bear CBBC Apr 2017 K	2017/01/19	2017/01/20
63767	SG Issuer – Geely Auto R Bear CBBC Aug 2017 A	2017/01/19	2017/01/20
67686	J P Morgan SP BV – China Mobile R Bull CBBC Jan 2017 A	2017/01/19	2017/01/23
64130	J P Morgan SP BV – A50 China R Bull CBBC Jan 2017 E	2017/01/19	2017/01/23
63555	J P Morgan SP BV – A50 China R Bull CBBC Jan 2017 D	2017/01/19	2017/01/23
60353	SG Issuer – HSI R Bear CBBC Apr 2017 R	2017/01/19	2017/01/20
62803	J P Morgan SP BV – AIA R Bull CBBC Jan 2017 C	2017/01/19	2017/01/23
60296	Credit Suisse AG – HSI R Bear CBBC Apr 2017 O	2017/01/19	2017/01/20
60377	J P Morgan SP BV – HSI R Bear CBBC May 2017 C	2017/01/19	2017/01/20
62640	J P Morgan SP BV – HKEX R Bull CBBC Jan 2017 D	2017/01/19	2017/01/23
65337	J P Morgan SP BV – CAM CSI300 R Bull CBBC Jan 2017 B	2017/01/19	2017/01/23
62238	J P Morgan SP BV – COVS R Bull CBBC Jan 2017 B	2017/01/19	2017/01/23
67507	Bank of East Asia – TCH R Bull CBBC Jan 2017 A	2017/01/20	2017/01/24
60354	J P Morgan SP BV – HSI R Bull CBBC Dec 2017 Z	2017/01/20	2017/01/23
60306	UBS AG – HSI R Bull CBBC Nov 2017 Y	2017/01/20	2017/01/23
62767	HK Bank – SHK Ppt R Bull CBBC Jan 2017 C	2017/01/20	2017/01/24
60219	SG Issuer – HKEX R Bull CBBC Oct 2017 F	2017/01/20	2017/01/23
65108	HK Bank – Geely Auto R Bear CBBC Nov 2017 A	2017/01/20	2017/01/23
60409	Credit Suisse AG – Geely Auto R Bear CBBC Aug 2017 A	2017/01/20	2017/01/23
67040	HK Bank – Tencent R Bull CBBC Jan 2017 D	2017/01/20	2017/01/24
64774	HK Bank – Ping An R Bear CBBC Jan 2017 A	2017/01/20	2017/01/24
60291	Credit Suisse AG – HSI R Bull CBBC Nov 2017 S	2017/01/20	2017/01/23
69825	HK Bank – Tencent R Bull CBBC Jan 2017 G	2017/01/20	2017/01/24
60433	J P Morgan SP BV – HSI R Bear CBBC Apr 2017 N	2017/01/20	2017/01/23
60408	Credit Suisse AG – Geely Auto R Bear CBBC Oct 2017 A	2017/01/20	2017/01/23
60407	Credit Suisse AG – HSI R Bear CBBC Aug 2017 B	2017/01/20	2017/01/23
60415	UBS AG – HSI R Bear CBBC Apr 2017 S	2017/01/20	2017/01/23
60212	Goldman Sachs SP (Asia) – HSI R Bull CBBC Nov 2017 Q	2017/01/20	2017/01/23
60125	Credit Suisse AG – HKEX R Bull CBBC Oct 2017 C	2017/01/20	2017/01/23
60520	HK Bank – HSI R Bear CBBC Apr 2017 W	2017/01/23	2017/01/24
60561	UBS AG – HSI R Bull CBBC Oct 2017 J	2017/01/23	2017/01/24

List of expired CBBC, 2017 (continued)

Code	CBBC	Last trading date	Delisted date
62415	Bank of East Asia – HSBC Holdings R Bull CBBC Jan 2017 B	2017/01/23	2017/01/25
60430	SG Issuer – HSI R Bear CBBC Apr 2017 T	2017/01/23	2017/01/24
60552	Credit Suisse AG – HSI R Bear CBBC Apr 2017 H	2017/01/23	2017/01/24
60609	SG Issuer – HSI R Bear CBBC Apr 2017 U	2017/01/23	2017/01/24
60551	Credit Suisse AG – Lenovo R Bull CBBC Nov 2017 A	2017/01/23	2017/01/24
60523	Goldman Sachs SP (Asia) – HSI R Bear CBBC Apr 2017 I	2017/01/23	2017/01/24
69708	J P Morgan SP BV – Tencent R Bull CBBC Nov 2017 K	2017/01/23	2017/01/24
69189	HK Bank – CNOOC R Bull CBBC Feb 2018 A	2017/01/23	2017/01/24
60519	HK Bank – HSI R Bear CBBC Jun 2017 B	2017/01/23	2017/01/24
60553	Credit Suisse AG – HSI R Bear CBBC Apr 2017 J	2017/01/23	2017/01/24
69633	HK Bank – Tencent R Bull CBBC Jan 2018 B	2017/01/23	2017/01/24
60612	J P Morgan SP BV – HSI R Bear CBBC Apr 2017 J	2017/01/23	2017/01/24
60564	UBS AG – HSI R Bear CBBC Apr 2017 M	2017/01/23	2017/01/24
60546	Credit Suisse AG – HSI R Bull CBBC Aug 2017 L	2017/01/23	2017/01/24
60562	UBS AG – HSI R Bear CBBC Apr 2017 L	2017/01/23	2017/01/24
69445	SG Issuer – HSI R Bear CBBC Jan 2017 V	2017/01/24	2017/01/25
65921	SG Issuer – HKEX R Bear CBBC Feb 2017 A	2017/01/24	2017/01/25
60696	UBS AG – HSI R Bear CBBC Apr 2017 U	2017/01/24	2017/01/25
68668	SG Issuer – HSI R Bear CBBC Jan 2017 F	2017/01/24	2017/01/25
68667	SG Issuer – HSI R Bear CBBC Jan 2017 E	2017/01/24	2017/01/25
69454	SG Issuer – HSI R Bear CBBC Jan 2017 W	2017/01/24	2017/01/25
60670	SG Issuer – Lenovo R Bull CBBC Dec 2017 D	2017/01/24	2017/01/25
69293	SG Issuer – HSI R Bear CBBC Jan 2017 N	2017/01/24	2017/01/25
69297	SG Issuer – HSI R Bear CBBC Jan 2017 O	2017/01/24	2017/01/25
69298	SG Issuer – HSI R Bear CBBC Jan 2017 P	2017/01/24	2017/01/25
60710	Credit Suisse AG – HSI R Bear CBBC Aug 2017 C	2017/01/24	2017/01/25
69303	SG Issuer – HSI R Bear CBBC Jan 2017 S	2017/01/24	2017/01/25
60745	SG Issuer – HSI R Bear CBBC Apr 2017 V	2017/01/24	2017/01/25
60724	J P Morgan SP BV – HSI R Bear CBBC Apr 2017 O	2017/01/24	2017/01/25
68900	SG Issuer – HSI R Bear CBBC Jan 2017 I	2017/01/24	2017/01/25
69444	SG Issuer – HSI R Bear CBBC Jan 2017 U	2017/01/24	2017/01/25
60042	SG Issuer – HSI R Bear CBBC Jan 2017 J	2017/01/24	2017/01/25
60039	SG Issuer – HSI R Bear CBBC Jan 2017 D	2017/01/24	2017/01/25
60038	SG Issuer – HSI R Bear CBBC Jan 2017 C	2017/01/24	2017/01/25
68517	SG Issuer – CMob R Bear CBBC Jan 2017 B	2017/01/24	2017/01/25
69046	SG Issuer – HSI R Bear CBBC Jan 2017 L	2017/01/24	2017/01/25
69306	SG Issuer – HSI R Bear CBBC Jan 2017 T	2017/01/24	2017/01/25
69644	SG Issuer – HSI R Bear CBBC Jan 2017 Y	2017/01/24	2017/01/25
60116	Credit Suisse AG – HSI R Bear CBBC Jan 2017 G	2017/01/25	2017/01/27
69302	SG Issuer – HSI R Bear CBBC Jan 2017 R	2017/01/25	2017/01/27
69300	SG Issuer – HSI R Bear CBBC Jan 2017 Q	2017/01/25	2017/01/27
62330	UBS AG – HSI R Bull CBBC Jan 2017 D	2017/01/25	2017/01/27
60804	BNP Paribas Arbit Issu B.V. – HSI R Bull CBBC Nov 2017 E	2017/01/25	2017/01/26
60806	UBS AG – HSI R Bear CBBC Apr 2017 W	2017/01/25	2017/01/26
60938	SG Issuer – HSI R Bull CBBC Apr 2018 K	2017/01/25	2017/01/26
60037	SG Issuer – HSI R Bear CBBC Jan 2017 H	2017/01/25	2017/01/27
69702	Haitong Int'l Sec – HSI R Bear CBBC Jan 2017 R	2017/01/25	2017/01/27
69703	Haitong Int'l Sec – HSI R Bear CBBC Jan 2017 S	2017/01/25	2017/01/27
69705	Haitong Int'l Sec – HSI R Bear CBBC Jan 2017 T	2017/01/25	2017/01/27
69721	Haitong Int'l Sec – HSI R Bear CBBC Jan 2017 U	2017/01/25	2017/01/27
69722	Haitong Int'l Sec – HSI R Bear CBBC Jan 2017 V	2017/01/25	2017/01/27
61687	UBS AG – HSI R Bear CBBC Jan 2017 G	2017/01/25	2017/01/27
60004	UBS AG – HSI R Bear CBBC Jan 2017 P	2017/01/25	2017/01/27
69928	Credit Suisse AG – HSI R Bear CBBC Jan 2017 Z	2017/01/25	2017/01/27
69696	Credit Suisse AG – HSI R Bear CBBC Jan 2017 X	2017/01/25	2017/01/27
63058	Credit Suisse AG – HSI R Bull CBBC Jan 2017 G	2017/01/25	2017/01/27
61543	UBS AG – HSI R Bear CBBC Jan 2017 R	2017/01/25	2017/01/27
63052	Credit Suisse AG – HSI R Bull CBBC Jan 2017 F	2017/01/25	2017/01/27
69909	Credit Suisse AG – HSI R Bear CBBC Jan 2017 Y	2017/01/25	2017/01/27
62816	J P Morgan SP BV – HSI R Bull CBBC Jan 2017 R	2017/01/25	2017/01/27
60902	J P Morgan SP BV – HSI R Bull CBBC Oct 2017 P	2017/01/25	2017/01/26
60816	UBS AG – HSI R Bull CBBC Dec 2017 D	2017/01/25	2017/01/26
60805	UBS AG – HSI R Bear CBBC May 2017 J	2017/01/25	2017/01/26
60817	Goldman Sachs SP (Asia) – HSI R Bull CBBC Dec 2017 S	2017/01/25	2017/01/26
61899	UBS AG – HSI R Bear CBBC Jan 2017 H	2017/01/25	2017/01/27
60941	SG Issuer – HSI R Bull CBBC Apr 2018 L	2017/01/25	2017/01/26
69464	J P Morgan SP BV – HSI R Bear CBBC Jan 2017 F	2017/01/25	2017/01/27
69465	J P Morgan SP BV – HSI R Bear CBBC Jan 2017 K	2017/01/25	2017/01/27
67353	Bank of East Asia – CSOP A50 ETF R Bull CBBC Jan 2017 A	2017/01/25	2017/01/27
69492	Haitong Int'l Sec – HSI R Bear CBBC Jan 2017 O	2017/01/25	2017/01/27
69497	Haitong Int'l Sec – HSI R Bear CBBC Jan 2017 P	2017/01/25	2017/01/27
69498	Haitong Int'l Sec – HSI R Bear CBBC Jan 2017 Q	2017/01/25	2017/01/27
66948	Credit Suisse AG – HSI R Bull CBBC Jan 2017 C	2017/01/25	2017/01/27
60036	SG Issuer – HSI R Bear CBBC Jan 2017 G	2017/01/25	2017/01/27
61900	UBS AG – HSI R Bear CBBC Jan 2017 T	2017/01/25	2017/01/27
69404	UBS AG – HSI R Bear CBBC Jan 2017 F	2017/01/25	2017/01/27
61897	UBS AG – HSI R Bear CBBC Jan 2017 X	2017/01/25	2017/01/27
69574	Credit Suisse AG – HSI R Bear CBBC Jan 2017 V	2017/01/25	2017/01/27
61894	J P Morgan SP BV – HSI R Bear CBBC Jan 2017 T	2017/01/25	2017/01/27
68388	HK Bank – HKEX R Bull CBBC Dec 2017 E	2017/01/25	2017/01/26
61838	J P Morgan SP BV – HSI R Bear CBBC Jan 2017 I	2017/01/25	2017/01/27
61825	UBS AG – HSI R Bear CBBC Jan 2017 N	2017/01/25	2017/01/27
69691	Credit Suisse AG – HSI R Bear CBBC Jan 2017 W	2017/01/25	2017/01/27
60853	Credit Suisse AG – HSI R Bull CBBC Nov 2017 C	2017/01/25	2017/01/26
69520	UBS AG – HSCEI R Bear CBBC Jan 2017 B	2017/01/25	2017/01/27
67926	Haitong Int'l Sec – HSCEI R Bear CBBC Jan 2017 B	2017/01/25	2017/01/27
69349	UBS AG – HSCEI R Bull CBBC Jan 2017 A	2017/01/25	2017/01/27

List of expired CBBC, 2017 (continued)

Code	CBBC	Last trading date	Delisted date
67830	Credit Suisse AG – HSCEI R Bear CBBC Jan 2017 A	2017/01/25	2017/01/27
67838	Credit Suisse AG – HSI R Bear CBBC Jan 2017 I	2017/01/25	2017/01/27
67845	Credit Suisse AG – HSI R Bear CBBC Jan 2017 J	2017/01/25	2017/01/27
67849	Credit Suisse AG – HSI R Bear CBBC Jan 2017 K	2017/01/25	2017/01/27
67870	J P Morgan SP BV – HSI R Bear CBBC Jan 2017 X	2017/01/25	2017/01/27
68314	UBS AG – HSI R Bear CBBC Jan 2017 I	2017/01/25	2017/01/27
67924	Haitong Int'l Sec – HSCEI R Bear CBBC Jan 2017 A	2017/01/25	2017/01/27
61312	J P Morgan SP BV – HSI R Bear CBBC Jan 2017 M	2017/01/25	2017/01/27
61483	J P Morgan SP BV – HSI R Bear CBBC Jan 2017 H	2017/01/25	2017/01/27
60821	Credit Suisse AG – HSI R Bear CBBC Apr 2017 M	2017/01/25	2017/01/26
68225	UBS AG – HSI R Bull CBBC Jan 2017 C	2017/01/25	2017/01/27
60035	Credit Suisse AG – HSI R Bull CBBC Jan 2017 E	2017/01/25	2017/01/27
68101	J P Morgan SP BV – HSI R Bear CBBC Jan 2017 B	2017/01/25	2017/01/27
69206	UBS AG – HSI R Bull CBBC Jan 2017 J	2017/01/25	2017/01/27
60959	J P Morgan SP BV – HKEX R Bull CBBC Dec 2017 I	2017/01/25	2017/01/26
67873	J P Morgan SP BV – HSI R Bear CBBC Jan 2017 Y	2017/01/25	2017/01/27
67370	J P Morgan SP BV – HSI R Bear CBBC Jan 2017 S	2017/01/25	2017/01/27
61380	UBS AG – HSI R Bear CBBC Jan 2017 Z	2017/01/25	2017/01/27
69715	UBS AG – HSI R Bull CBBC Jan 2017 N	2017/01/25	2017/01/27
69717	UBS AG – HSI R Bull CBBC Jan 2017 O	2017/01/25	2017/01/27
60777	HK Bank – HSI R Bull CBBC Nov 2017 K	2017/01/25	2017/01/26
65811	SG Issuer – HSI R Bear CBBC Jan 2017 A	2017/01/25	2017/01/27
65817	SG Issuer – HSI R Bear CBBC Jan 2017 B	2017/01/25	2017/01/27
61397	J P Morgan SP BV – HSI R Bear CBBC Jan 2017 O	2017/01/25	2017/01/27
60872	Credit Suisse AG – HSI R Bull CBBC Dec 2017 Z	2017/01/25	2017/01/26
62102	UBS AG – HSI R Bull CBBC Jan 2017 Z	2017/01/25	2017/01/27
69361	UBS AG – HSI R Bull CBBC Jan 2017 M	2017/01/25	2017/01/27
61331	SG Issuer – HSI R Bear CBBC Jan 2017 X	2017/01/25	2017/01/27
67616	UBS AG – HSI R Bear CBBC Jan 2017 C	2017/01/25	2017/01/27
67631	UBS AG – HSI R Bear CBBC Jan 2017 D	2017/01/25	2017/01/27
61412	J P Morgan SP BV – HSI R Bear CBBC Jan 2017 N	2017/01/25	2017/01/27
67674	J P Morgan SP BV – HSI R Bear CBBC Jan 2017 W	2017/01/25	2017/01/27
60801	BNP Paribas Arbit Issu B.V. – HSI R Bull CBBC Dec 2017 V	2017/01/25	2017/01/26
60031	Credit Suisse AG – HSI R Bull CBBC Jan 2017 D	2017/01/25	2017/01/27
60774	Goldman Sachs SP (Asia) – HSI R Bear CBBC Apr 2017 K	2017/01/25	2017/01/26
69192	J P Morgan SP BV – HSI R Bear CBBC Jan 2017 J	2017/01/25	2017/01/27
60832	UBS AG – HSI R Bear CBBC Jan 2017 U	2017/01/25	2017/01/27
60312	UBS AG – HSI R Bear CBBC Jan 2017 Q	2017/01/25	2017/01/27
61008	UBS AG – HSI R Bear CBBC Jan 2017 M	2017/01/25	2017/01/27
61009	UBS AG – HSI R Bear CBBC Jan 2017 V	2017/01/25	2017/01/27
60953	J P Morgan SP BV – Lenovo R Bull CBBC Jan 2018 A	2017/01/25	2017/01/26
68456	UBS AG – HSI R Bear CBBC Jan 2017 K	2017/01/25	2017/01/27
60899	J P Morgan SP BV – HSI R Bear CBBC Apr 2017 P	2017/01/25	2017/01/26
60762	BNP Paribas Arbit Issu B.V. – HSI R Bear CBBC Apr 2017 L	2017/01/25	2017/01/26
60764	BNP Paribas Arbit Issu B.V. – HSI R Bear CBBC Apr 2017 R	2017/01/25	2017/01/26
60163	J P Morgan SP BV – HSI R Bear CBBC Jan 2017 C	2017/01/25	2017/01/27
60820	Credit Suisse AG – HSI R Bear CBBC Apr 2017 L	2017/01/25	2017/01/26
69200	Credit Suisse AG – HSI R Bear CBBC Jan 2017 T	2017/01/25	2017/01/27
69045	SG Issuer – HSI R Bear CBBC Jan 2017 K	2017/01/25	2017/01/27
61468	UBS AG – HSI R Bear CBBC Jan 2017 O	2017/01/25	2017/01/27
69026	Credit Suisse AG – HSI R Bear CBBC Jan 2017 S	2017/01/25	2017/01/27
60813	UBS AG – HSI R Bear CBBC Apr 2017 I	2017/01/26	2017/01/27
60765	BNP Paribas Arbit Issu B.V. – HSI R Bear CBBC Apr 2017 S	2017/01/26	2017/01/27
68524	J P Morgan SP BV – HSI R Bear CBBC Apr 2017 V	2017/01/26	2017/01/27
60808	UBS AG – HSI R Bear CBBC Apr 2017 Y	2017/01/26	2017/01/27
67494	Credit Suisse AG – AIA R Bear CBBC Jul 2017 B	2017/01/26	2017/01/27
62124	Credit Suisse AG – HSI R Bear CBBC Mar 2017 Q	2017/01/26	2017/01/27
67426	Credit Suisse AG – HSBC R Bear CBBC Sep 2017 A	2017/01/26	2017/01/27
61065	Credit Suisse AG – HSI R Bear CBBC Apr 2017 F	2017/01/26	2017/01/27
60775	Goldman Sachs SP (Asia) – HSI R Bear CBBC May 2017 I	2017/01/26	2017/01/27
63471	Credit Suisse AG – Tencent R Bear CBBC Apr 2017 D	2017/01/26	2017/01/27
60993	SG Issuer – HSI R Bear CBBC Apr 2017 J	2017/01/26	2017/01/27
69628	HK Bank – HSI R Bear CBBC May 2017 K	2017/01/26	2017/01/27
65849	SG Issuer – Galaxy R Bear CBBC Sep 2018 A	2017/01/26	2017/01/27
60995	SG Issuer – HSI R Bear CBBC Apr 2017 K	2017/01/26	2017/01/27
61000	J P Morgan SP BV – HSI R Bear CBBC Apr 2017 X	2017/01/26	2017/01/27
62175	J P Morgan SP BV – HSI R Bear CBBC Feb 2017 K	2017/01/26	2017/01/27
62125	Credit Suisse AG – HSI R Bear CBBC Mar 2017 K	2017/01/26	2017/01/27
63055	J P Morgan SP BV – China Mobile R Bear CBBC Aug 2017 A	2017/01/26	2017/01/27
67265	BNP Paribas Arbit Issu B.V. – HSI R Bear CBBC Apr 2017 M	2017/01/26	2017/01/27
60944	SG Issuer – HSI R Bear CBBC Apr 2017 G	2017/01/26	2017/01/27
62157	SG Issuer – HSI R Bear CBBC Mar 2017 R	2017/01/26	2017/01/27
62159	SG Issuer – HSI R Bear CBBC Mar 2017 S	2017/01/26	2017/01/27
62098	UBS AG – HSI R Bear CBBC Feb 2017 R	2017/01/26	2017/01/27
63153	Macquarie Bank Ltd. – HSI R Bear CBBC Dec 2017 B	2017/01/26	2017/01/27
62126	Goldman Sachs SP (Asia) – HSI R Bear CBBC Feb 2017 X	2017/01/26	2017/01/27
62049	UBS AG – HSI R Bear CBBC Feb 2017 P	2017/01/26	2017/01/27
67636	HK Bank – Tencent R Bear CBBC Nov 2017 D	2017/01/26	2017/01/27
62379	UBS AG – HSI R Bear CBBC Feb 2017 E	2017/01/26	2017/01/27
60699	UBS AG – HSI R Bear CBBC Apr 2017 V	2017/01/26	2017/01/27
62325	J P Morgan SP BV – HSI R Bear CBBC Feb 2017 H	2017/01/26	2017/01/27
60966	HK Bank – HSI R Bear CBBC Jul 2017 F	2017/01/26	2017/01/27
62394	SG Issuer – HSI R Bear CBBC Mar 2017 Z	2017/01/26	2017/01/27
61133	Credit Suisse AG – HSI R Bear CBBC Apr 2017 K	2017/01/26	2017/01/27
61934	UBS AG – HSI R Bear CBBC Feb 2017 D	2017/01/26	2017/01/27
62408	J P Morgan SP BV – HSI R Bear CBBC Feb 2017 D	2017/01/26	2017/01/27
62045	Credit Suisse AG – HSI R Bear CBBC Mar 2017 M	2017/01/26	2017/01/27

List of expired CBBC, 2017 (continued)

Code	CBBC	Last trading date	Delisted date
62103	BNP Paribas Arbit Issu B.V. – HSI R Bear CBBC Mar 2017 U	2017/01/26	2017/01/27
60374	J P Morgan SP BV – Tencent R Bear CBBC Sep 2017 B	2017/01/26	2017/01/27
62105	BNP Paribas Arbit Issu B.V. – HSI R Bear CBBC Feb 2017 V	2017/01/26	2017/01/27
62505	HK Bank – HSI R Bear CBBC Apr 2017 P	2017/01/26	2017/01/27
62418	Bank of East Asia – A50 China R Bull CBBC Jan 2017 B	2017/01/26	2017/02/01
62483	Goldman Sachs SP (Asia) – HSI R Bear CBBC Feb 2017 T	2017/01/26	2017/01/27
66673	SG Issuer – HSBC R Bear CBBC Aug 2017 C	2017/01/26	2017/01/27
62625	Haitong Int'l Sec – HSI R Bear CBBC Mar 2017 D	2017/01/26	2017/01/27
60979	Goldman Sachs SP (Asia) – HSI R Bear CBBC Apr 2017 L	2017/01/26	2017/01/27
62426	Credit Suisse AG – HSI R Bear CBBC Mar 2017 Y	2017/01/26	2017/01/27
60985	UBS AG – HSI R Bear CBBC Apr 2017 J	2017/01/26	2017/01/27
68164	J P Morgan SP BV – HSBC R Bear CBBC Jul 2017 B	2017/01/26	2017/01/27
62054	Goldman Sachs SP (Asia) – HSI R Bear CBBC Mar 2017 R	2017/01/26	2017/01/27
62283	Credit Suisse AG – HSI R Bear CBBC Mar 2017 X	2017/01/26	2017/01/27
62051	J P Morgan SP BV – HSI R Bear CBBC Feb 2017 J	2017/01/26	2017/01/27
62312	SG Issuer – HSI R Bear CBBC Mar 2017 V	2017/01/26	2017/01/27
65744	SG Issuer – BOC HK R Bear CBBC Sep 2018 A	2017/01/26	2017/01/27
61367	SG Issuer – HSI R Bear CBBC Apr 2017 N	2017/01/27	2017/02/01
61332	J P Morgan SP BV – HSI R Bear CBBC Apr 2017 G	2017/01/27	2017/02/01
61280	UBS AG – HSI R Bear CBBC Apr 2017 S	2017/01/27	2017/02/01
61262	UBS AG – HSI R Bear CBBC Apr 2017 N	2017/01/27	2017/02/01
61191	HK Bank – HSI R Bear CBBC Jul 2017 G	2017/01/27	2017/02/01
61330	J P Morgan SP BV – HSI R Bear CBBC Apr 2017 Z	2017/01/27	2017/02/01
62399	SG Issuer – HSI R Bear CBBC Mar 2017 B	2017/01/27	2017/02/01
61329	J P Morgan SP BV – HSI R Bear CBBC Apr 2017 U	2017/01/27	2017/02/01
61259	Goldman Sachs SP (Asia) – HSI R Bear CBBC Apr 2017 M	2017/01/27	2017/02/01
61298	Credit Suisse AG – HSI R Bear CBBC Apr 2017 R	2017/01/27	2017/02/01
62086	HK Bank – HSI R Bear CBBC Mar 2017 R	2017/01/27	2017/02/01
61324	Credit Suisse AG – HSI R Bear CBBC May 2017 L	2017/01/27	2017/02/01
61429	SG Issuer – HSI R Bear CBBC Jul 2017 C	2017/02/01	2017/02/02
60827	Credit Suisse AG – Ping An R Bull CBBC Oct 2017 D	2017/02/01	2017/02/02
61444	Goldman Sachs SP (Asia) – HSI R Bear CBBC May 2017 J	2017/02/01	2017/02/02
60954	J P Morgan SP BV – Ping An R Bull CBBC Nov 2017 E	2017/02/01	2017/02/02
69973	SG Issuer – A50 R Bear CBBC Sep 2017 A	2017/02/01	2017/02/02
61186	SG Issuer – Sands R Bull CBBC Feb 2018 A	2017/02/01	2017/02/02
61439	J P Morgan SP BV – HSI R Bear CBBC May 2017 H	2017/02/01	2017/02/02
61427	SG Issuer – HSI R Bear CBBC Jul 2017 B	2017/02/01	2017/02/02
61423	Credit Suisse AG – Sands China R Bull CBBC Dec 2017 B	2017/02/01	2017/02/02
61418	Credit Suisse AG – HSI R Bear CBBC May 2017 M	2017/02/01	2017/02/02
63049	J P Morgan SP BV – Tencent R Bear CBBC Dec 2017 B	2017/02/01	2017/02/02
63125	HK Bank – Tencent R Bear CBBC Mar 2017 D	2017/02/01	2017/02/02
61407	UBS AG – HSI R Bear CBBC May 2017 M	2017/02/01	2017/02/02
63219	SG Issuer – Tencent R Bear CBBC Aug 2017 B	2017/02/01	2017/02/02
61185	SG Issuer – Geely Auto R Bull CBBC Nov 2017 B	2017/02/01	2017/02/02
65861	SG Issuer – SHK Ppt P R Bear CBBC Dec 2017 A	2017/02/01	2017/02/02
67272	BNP Paribas Arbit Issu B.V. – HSI R Bear CBBC Apr 2017 N	2017/02/02	2017/02/03
60011	Bank of East Asia – CNOOC R Bull CBBC Feb 2017 A	2017/02/02	2017/02/06
62627	Haitong Int'l Sec – HSI R Bear CBBC Mar 2017 E	2017/02/02	2017/02/03
61081	Credit Suisse AG – HSI R Bear CBBC Apr 2017 I	2017/02/02	2017/02/03
69347	UBS AG – HSI R Bear CBBC Apr 2017 Z	2017/02/02	2017/02/03
69638	HK Bank – Sands China R Bull CBBC Jan 2018 A	2017/02/02	2017/02/03
62314	SG Issuer – HSI R Bear CBBC Mar 2017 W	2017/02/02	2017/02/03
64947	Bank of East Asia – China Mobile R Bear CBBC Feb 2017 A	2017/02/02	2017/02/06
61914	Credit Suisse AG – HSI R Bear CBBC Feb 2017 V	2017/02/02	2017/02/03
67637	HK Bank – Tencent R Bear CBBC Nov 2017 E	2017/02/02	2017/02/03
61943	J P Morgan SP BV – HSI R Bear CBBC Feb 2017 E	2017/02/02	2017/02/03
61583	J P Morgan SP BV – HSI R Bear CBBC May 2017 I	2017/02/02	2017/02/03
61582	SG Issuer – HSI R Bear CBBC Jul 2017 D	2017/02/02	2017/02/03
61526	UBS AG – HSI R Bear CBBC May 2017 N	2017/02/02	2017/02/03
63305	Haitong Int'l Sec – Tencent R Bear CBBC Sep 2017 B	2017/02/02	2017/02/03
61530	Credit Suisse AG – HSI R Bear CBBC Aug 2017 D	2017/02/02	2017/02/03
62069	BNP Paribas Arbit Issu B.V. – HSI R Bear CBBC Feb 2017 K	2017/02/02	2017/02/03
61869	Goldman Sachs SP (Asia) – HSI R Bear CBBC Mar 2017 I	2017/02/02	2017/02/03
67356	Bank of East Asia – China Mobile R Bull CBBC Feb 2017 A	2017/02/02	2017/02/06
69598	J P Morgan SP BV – Galaxy Ent R Bull CBBC Dec 2017 E	2017/02/03	2017/02/06
60997	J P Morgan SP BV – HSI R Bull CBBC Nov 2017 R	2017/02/03	2017/02/06
61062	Credit Suisse AG – HSI R Bull CBBC Nov 2017 Y	2017/02/03	2017/02/06
61737	SG Issuer – HSI R Bear CBBC Jul 2017 E	2017/02/03	2017/02/06
60981	UBS AG – HSI R Bull CBBC Oct 2017 N	2017/02/03	2017/02/06
61736	SG Issuer – HSI R Bull CBBC Apr 2018 S	2017/02/03	2017/02/06
61033	J P Morgan SP BV – PetCh R Bull CBBC Nov 2017 A	2017/02/03	2017/02/06
61697	J P Morgan SP BV – HSI R Bear CBBC May 2017 J	2017/02/03	2017/02/06
60384	HK Bank – HSCEI R Bull CBBC Nov 2017 B	2017/02/03	2017/02/06
61281	Credit Suisse AG – HSI R Bull CBBC Nov 2017 I	2017/02/03	2017/02/06
61539	Credit Suisse AG – Geely Auto R Bear CBBC Dec 2017 A	2017/02/03	2017/02/06
61260	UBS AG – HSI R Bull CBBC Nov 2017 P	2017/02/03	2017/02/06
61730	BNP Paribas Arbit Issu B.V. – HSI R Bull CBBC Dec 2017 W	2017/02/03	2017/02/06
61245	HK Bank – Geely Auto R Bear CBBC Jan 2018 C	2017/02/03	2017/02/06
61618	Goldman Sachs SP (Asia) – HSI R Bear CBBC May 2017 K	2017/02/03	2017/02/06
61652	Credit Suisse AG – HSI R Bear CBBC May 2017 N	2017/02/03	2017/02/06
61326	J P Morgan SP BV – HSI R Bull CBBC Dec 2017 G	2017/02/03	2017/02/06
61742	SG Issuer – HSI R Bear CBBC Jul 2017 F	2017/02/03	2017/02/06
69688	Credit Suisse AG – Galaxy Ent R Bull CBBC Dec 2017 A	2017/02/03	2017/02/06
60978	Goldman Sachs SP (Asia) – HSI R Bull CBBC Dec 2017 W	2017/02/03	2017/02/06
60017	HK Bank – Galaxy Ent R Bull CBBC Dec 2017 A	2017/02/03	2017/02/06
60129	Bank of East Asia – CITIC R Bull CBBC Feb 2017 A	2017/02/03	2017/02/07
61672	UBS AG – HSI R Bear CBBC May 2017 O	2017/02/03	2017/02/06

List of expired CBBC, 2017 (continued)

Code	CBBC	Last trading date	Delisted date
61676	UBS AG – HSI R Bull CBBC Sep 2017 Z	2017/02/03	2017/02/06
61640	BNP Paribas Arbit Issu B.V. – HSI R Bear CBBC May 2017 A	2017/02/03	2017/02/06
62517	SG Issuer – HSI R Bull CBBC Apr 2018 V	2017/02/06	2017/02/07
61807	HK Bank – AIA R Bull CBBC Jan 2018 C	2017/02/06	2017/02/07
62191	Credit Suisse AG – HSI R Bull CBBC Dec 2017 E	2017/02/06	2017/02/07
60880	Credit Suisse AG – Geely Auto R Bear CBBC Aug 2017 B	2017/02/06	2017/02/07
61973	Credit Suisse AG – HSBC R Bull CBBC Dec 2017 E	2017/02/06	2017/02/07
62164	UBS AG – HSI R Bull CBBC Oct 2017 J	2017/02/06	2017/02/07
62039	UBS AG – HSI R Bear CBBC May 2017 Q	2017/02/06	2017/02/07
61776	BNP Paribas Arbit Issu B.V. – HSI R Bear CBBC May 2017 C	2017/02/06	2017/02/07
61770	Goldman Sachs SP (Asia) – HSI R Bear CBBC May 2017 M	2017/02/06	2017/02/07
62233	J P Morgan SP BV – HSI R Bear CBBC May 2017 O	2017/02/06	2017/02/07
62501	SG Issuer – HSI R Bull CBBC Apr 2018 T	2017/02/06	2017/02/07
61853	HK Bank – HSI R Bull CBBC Nov 2017 M	2017/02/06	2017/02/07
61939	BNP Paribas Arbit Issu B.V. – HSCEI R Bull CBBC Dec 2017 D	2017/02/06	2017/02/07
61945	Goldman Sachs SP (Asia) – HSI R Bull CBBC Nov 2017 D	2017/02/06	2017/02/07
61948	Credit Suisse AG – HSI R Bear CBBC May 2017 O	2017/02/06	2017/02/07
61965	Credit Suisse AG – HSI R Bear CBBC May 2017 P	2017/02/06	2017/02/07
62228	J P Morgan SP BV – HSI R Bear CBBC May 2017 N	2017/02/06	2017/02/07
62216	Credit Suisse AG – HSI R Bull CBBC Dec 2017 R	2017/02/06	2017/02/07
61789	BNP Paribas Arbit Issu B.V. – HSI R Bear CBBC May 2017 D	2017/02/06	2017/02/07
62027	UBS AG – HSI R Bear CBBC May 2017 P	2017/02/06	2017/02/07
62502	SG Issuer – HSI R Bull CBBC Apr 2018 U	2017/02/06	2017/02/07
69294	Credit Suisse AG – Sands China R Bull CBBC Nov 2017 A	2017/02/06	2017/02/07
62385	SG Issuer – Galaxy R Bull CBBC Aug 2018 B	2017/02/06	2017/02/07
62349	J P Morgan SP BV – HSI R Bull CBBC Oct 2017 O	2017/02/06	2017/02/07
68561	J P Morgan SP BV – Sands China R Bull CBBC Oct 2017 C	2017/02/06	2017/02/07
62274	J P Morgan SP BV – HSI R Bull CBBC Nov 2017 I	2017/02/06	2017/02/07
62564	BNP Paribas Arbit Issu B.V. – HSI R Bull CBBC Nov 2017 G	2017/02/06	2017/02/07
61774	BNP Paribas Arbit Issu B.V. – HSI R Bear CBBC May 2017 B	2017/02/06	2017/02/07
62140	UBS AG – HSI R Bull CBBC Dec 2017 E	2017/02/06	2017/02/07
67500	Credit Suisse AG – China Life R Bear CBBC Jul 2017 A	2017/02/06	2017/02/07
65800	SG Issuer – China Life R Bear CBBC Dec 2017 B	2017/02/06	2017/02/07
62344	J P Morgan SP BV – Tencent R Bull CBBC Nov 2017 L	2017/02/06	2017/02/07
67033	HK Bank – China Life R Bear CBBC Jul 2017 A	2017/02/06	2017/02/07
60784	HK Bank – Geely Auto R Bear CBBC Jan 2018 B	2017/02/06	2017/02/07
61769	Goldman Sachs SP (Asia) – HSI R Bear CBBC May 2017 L	2017/02/06	2017/02/07
62338	J P Morgan SP BV – Lenovo R Bull CBBC Jan 2018 B	2017/02/06	2017/02/07
62557	BNP Paribas Arbit Issu B.V. – HSI R Bull CBBC Dec 2017 X	2017/02/06	2017/02/07
62849	Credit Suisse AG – HSI R Bull CBBC Nov 2017 S	2017/02/07	2017/02/08
62055	UBS AG – HSI R Bear CBBC May 2017 R	2017/02/07	2017/02/08
69571	Credit Suisse AG – China Life R Bear CBBC Mar 2017 A	2017/02/07	2017/02/08
62824	Credit Suisse AG – Lenovo R Bull CBBC Dec 2017 B	2017/02/07	2017/02/08
62768	J P Morgan SP BV – HSI R Bull CBBC Oct 2017 Y	2017/02/07	2017/02/08
62749	UBS AG – HSI R Bull CBBC Nov 2017 L	2017/02/07	2017/02/08
62708	SG Issuer – HSI R Bull CBBC Apr 2018 X	2017/02/07	2017/02/08
62672	J P Morgan SP BV – AIA R Bull CBBC Dec 2017 A	2017/02/07	2017/02/08
62532	SG Issuer – HSI R Bear CBBC Jul 2017 G	2017/02/07	2017/02/08
62777	J P Morgan SP BV – HSI R Bear CBBC May 2017 W	2017/02/07	2017/02/08
61758	Bank of East Asia – PetCh R Bull CBBC Feb 2017 A	2017/02/07	2017/02/09
64741	HK Bank – China Life R Bear CBBC Apr 2017 C	2017/02/07	2017/02/08
66029	HK Bank – HSCEI R Bear CBBC May 2017 F	2017/02/07	2017/02/08
67348	HK Bank – Ping An R Bear CBBC Dec 2017 B	2017/02/07	2017/02/08
61966	Credit Suisse AG – HSI R Bear CBBC May 2017 Q	2017/02/07	2017/02/08
60007	Bank of East Asia – COVS R Bull CBBC Feb 2017 A	2017/02/07	2017/02/09
60040	Bank of East Asia – Galaxy Ent R Bull CBBC Jan 2018 B	2017/02/08	2017/02/09
62466	J P Morgan SP BV – HSI R Bear CBBC Feb 2017 P	2017/02/08	2017/02/09
66671	SG Issuer – HKEX R Bear CBBC Aug 2017 C	2017/02/08	2017/02/09
61086	Credit Suisse AG – HSI R Bear CBBC Apr 2017 P	2017/02/08	2017/02/09
62268	Macquarie Bank Ltd. – HSI R Bear CBBC Jan 2018 A	2017/02/08	2017/02/09
62638	J P Morgan SP BV – Tencent R Bull CBBC Jan 2018 B	2017/02/08	2017/02/09
63081	UBS AG – Petrochina R Bull CBBC Oct 2017 B	2017/02/08	2017/02/09
68266	Credit Suisse AG – HSCEI R Bear CBBC May 2017 A	2017/02/08	2017/02/09
62548	SG Issuer – HSI R Bear CBBC Jul 2017 H	2017/02/08	2017/02/09
69128	J P Morgan SP BV – HSI R Bear CBBC Apr 2017 A	2017/02/08	2017/02/09
69631	HK Bank – HSI R Bear CBBC Jul 2017 C	2017/02/08	2017/02/09
60130	Bank of East Asia – HKEX R Bull CBBC Feb 2017 A	2017/02/08	2017/02/10
62956	J P Morgan SP BV – HSI R Bull CBBC Oct 2017 A	2017/02/08	2017/02/09
62909	Credit Suisse AG – HSI R Bull CBBC Oct 2017 N	2017/02/08	2017/02/09
62902	Credit Suisse AG – HSI R Bull CBBC Nov 2017 C	2017/02/08	2017/02/09
65499	J P Morgan SP BV – HKEX R Bear CBBC Nov 2017 A	2017/02/08	2017/02/09
62859	HK Bank – HSI R Bear CBBC Jul 2017 H	2017/02/08	2017/02/09
62929	SG Issuer – HSI R Bull CBBC Apr 2018 Y	2017/02/08	2017/02/09
62750	UBS AG – HSI R Bull CBBC Sep 2017 A	2017/02/08	2017/02/09
62921	Credit Suisse AG – China Mobile R Bull CBBC Dec 2017 A	2017/02/08	2017/02/09
69963	SG Issuer – Galaxy R Bull CBBC Jun 2018 A	2017/02/08	2017/02/09
62957	J P Morgan SP BV – HSI R Bear CBBC May 2017 X	2017/02/08	2017/02/09
62961	J P Morgan SP BV – HSI R Bear CBBC May 2017 Y	2017/02/08	2017/02/09
62981	UBS AG – HSI R Bull CBBC Dec 2017 S	2017/02/08	2017/02/09
61268	UBS AG – HSI R Bear CBBC Apr 2017 P	2017/02/08	2017/02/09
63035	UBS AG – HSI R Bear CBBC May 2017 S	2017/02/08	2017/02/09
62920	Credit Suisse AG – HSI R Bear CBBC May 2017 T	2017/02/08	2017/02/09
62858	Goldman Sachs SP (Asia) – HSI R Bull CBBC Oct 2017 I	2017/02/08	2017/02/09
62050	UBS AG – HSI R Bear CBBC Mar 2017 R	2017/02/08	2017/02/09
61936	UBS AG – HSI R Bear CBBC Feb 2017 H	2017/02/08	2017/02/09
61301	Credit Suisse AG – HSI R Bear CBBC Apr 2017 U	2017/02/08	2017/02/09
61986	Credit Suisse AG – Tencent R Bull CBBC Nov 2017 A	2017/02/08	2017/02/09

List of expired CBBC, 2017 (continued)

Code	CBBC	Last trading date	Delisted date
61794	HK Bank – Tencent R Bull CBBC Dec 2017 D	2017/02/08	2017/02/09
61907	Goldman Sachs SP (Asia) – HSI R Bear CBBC Mar 2017 J	2017/02/08	2017/02/09
61906	SG Issuer – HSI R Bear CBBC Mar 2017 O	2017/02/08	2017/02/09
65352	Credit Suisse AG – HKEX R Bear CBBC Jun 2017 B	2017/02/08	2017/02/09
62044	Credit Suisse AG – HSI R Bear CBBC Feb 2017 W	2017/02/08	2017/02/09
62954	SG Issuer – HSI R Bear CBBC Jul 2017 J	2017/02/08	2017/02/09
61872	BNP Paribas Arbit Issu B.V. – HSI R Bear CBBC Mar 2017 E	2017/02/08	2017/02/09
65801	SG Issuer – COVS R Bear CBBC Sep 2017 B	2017/02/08	2017/02/09
61968	Credit Suisse AG – AIA R Bull CBBC Nov 2017 B	2017/02/08	2017/02/09
61108	HK Bank – Sands China R Bull CBBC Jul 2017 E	2017/02/08	2017/02/09
66158	J P Morgan SP BV – HKEX R Bear CBBC Nov 2017 B	2017/02/08	2017/02/09
66031	HK Bank – HKEX R Bear CBBC Jun 2017 E	2017/02/08	2017/02/09
61358	SG Issuer – Sands R Bull CBBC Oct 2017 A	2017/02/08	2017/02/09
61891	Credit Suisse AG – HSI R Bear CBBC Feb 2017 R	2017/02/08	2017/02/09
69840	SG Issuer – China Life R Bear CBBC Jun 2017 A	2017/02/09	2017/02/10
63156	SG Issuer – Tencent R Bear CBBC Nov 2017 A	2017/02/09	2017/02/10
63185	Credit Suisse AG – HSI R Bear CBBC May 2017 U	2017/02/09	2017/02/10
63128	HK Bank – HSI R Bear CBBC Jul 2017 I	2017/02/09	2017/02/10
62326	J P Morgan SP BV – HSI R Bear CBBC Mar 2017 B	2017/02/09	2017/02/10
63091	BNP Paribas Arbit Issu B.V. – HSI R Bear CBBC May 2017 E	2017/02/09	2017/02/10
61550	SG Issuer – HSI R Bear CBBC Feb 2017 F	2017/02/09	2017/02/10
63080	UBS AG – HSI R Bear CBBC May 2017 T	2017/02/09	2017/02/10
63142	Goldman Sachs SP (Asia) – HSI R Bear CBBC Jul 2017 E	2017/02/09	2017/02/10
63188	UBS AG – Sands China R Bull CBBC Nov 2017 A	2017/02/09	2017/02/10
63197	UBS AG – HSI R Bear CBBC May 2017 U	2017/02/09	2017/02/10
63202	J P Morgan SP BV – HSI R Bear CBBC May 2017 Z	2017/02/09	2017/02/10
63204	SG Issuer – HSI R Bear CBBC Jul 2017 K	2017/02/09	2017/02/10
63210	SG Issuer – HSI R Bear CBBC Jul 2017 L	2017/02/09	2017/02/10
62683	BNP Paribas Arbit Issu B.V. – HSCEI R Bear CBBC Mar 2017 K	2017/02/09	2017/02/10
63227	HK Bank – BOCL R Bear CBBC Aug 2017 A	2017/02/09	2017/02/10
65120	HK Bank – HKEX R Bear CBBC Jul 2017 D	2017/02/09	2017/02/10
63362	SG Issuer – HSCEI R Bear CBBC Jun 2017 B	2017/02/09	2017/02/10
61702	J P Morgan SP BV – HSI R Bear CBBC May 2017 K	2017/02/09	2017/02/10
67287	BNP Paribas Arbit Issu B.V. – HSI R Bear CBBC Apr 2017 O	2017/02/09	2017/02/10
60968	HK Bank – HSCEI R Bear CBBC Apr 2017 D	2017/02/09	2017/02/10
62416	Bank of East Asia – China Life R Bull CBBC Feb 2017 B	2017/02/09	2017/02/13
63198	UBS AG – HSI R Bear CBBC May 2017 V	2017/02/09	2017/02/10
62080	HK Bank – HSI R Bear CBBC Apr 2017 O	2017/02/09	2017/02/10
61956	Haitong Int'l Sec – HSI R Bear CBBC Feb 2017 K	2017/02/09	2017/02/10
61918	Credit Suisse AG – HSI R Bear CBBC Mar 2017 P	2017/02/09	2017/02/10
61982	Credit Suisse AG – HSI R Bear CBBC Mar 2017 O	2017/02/09	2017/02/10
61978	BNP Paribas Arbit Issu B.V. – HSI R Bear CBBC Feb 2017 H	2017/02/09	2017/02/10
61998	UBS AG – HSI R Bear CBBC Feb 2017 N	2017/02/09	2017/02/10
61985	J P Morgan SP BV – HSI R Bear CBBC Feb 2017 G	2017/02/09	2017/02/10
62061	BNP Paribas Arbit Issu B.V. – HSI R Bear CBBC Feb 2017 P	2017/02/09	2017/02/10
61235	HK Bank – Geely Auto R Bear CBBC Feb 2018 A	2017/02/09	2017/02/10
62015	Goldman Sachs SP (Asia) – HSI R Bear CBBC Mar 2017 P	2017/02/09	2017/02/10
61294	Credit Suisse AG – Geely Auto R Bear CBBC Sep 2017 A	2017/02/09	2017/02/10
62006	SG Issuer – HSI R Bear CBBC Feb 2017 O	2017/02/09	2017/02/10
66241	SG Issuer – HKEX R Bear CBBC Sep 2017 A	2017/02/09	2017/02/10
65263	J P Morgan SP BV – HKEX R Bear CBBC Jul 2017 E	2017/02/09	2017/02/10
63177	Credit Suisse AG – HSI R Bear CBBC Sep 2017 A	2017/02/09	2017/02/10
61699	J P Morgan SP BV – HSCEI R Bear CBBC May 2017 A	2017/02/09	2017/02/10
62057	SG Issuer – HSI R Bear CBBC Mar 2017 P	2017/02/09	2017/02/10
62101	UBS AG – HSI R Bear CBBC Feb 2017 W	2017/02/09	2017/02/10
63403	SG Issuer – HSI R Bear CBBC Jul 2017 N	2017/02/10	2017/02/13
63367	UBS AG – HSI R Bear CBBC May 2017 W	2017/02/10	2017/02/13
63372	UBS AG – HSI R Bear CBBC May 2017 X	2017/02/10	2017/02/13
63388	UBS AG – HSI R Bear CBBC May 2017 Y	2017/02/10	2017/02/13
63401	SG Issuer – HSI R Bear CBBC Jul 2017 M	2017/02/10	2017/02/13
63955	J P Morgan SP BV – CNOOC R Bull CBBC Feb 2017 B	2017/02/10	2017/02/13
63441	J P Morgan SP BV – HSI R Bear CBBC May 2017 A	2017/02/10	2017/02/13
63442	J P Morgan SP BV – HSI R Bear CBBC May 2017 C	2017/02/10	2017/02/13
61345	J P Morgan SP BV – A50 China R Bull CBBC Feb 2017 C	2017/02/10	2017/02/13
64376	J P Morgan SP BV – ABC R Bull CBBC Feb 2017 A	2017/02/10	2017/02/13
60622	J P Morgan SP BV – Sinopec Corp R Bull CBBC Feb 2017 A	2017/02/10	2017/02/13
60033	HK Bank – HSI R Bear CBBC Jul 2017 D	2017/02/10	2017/02/13
63817	UBS AG – HSI R Bear CBBC Mar 2017 Q	2017/02/10	2017/02/13
63329	Credit Suisse AG – HSI R Bear CBBC May 2017 V	2017/02/10	2017/02/13
66100	J P Morgan SP BV – HKEX R Bear CBBC Feb 2017 B	2017/02/10	2017/02/13
61814	J P Morgan SP BV – HSI R Bear CBBC Feb 2017 Z	2017/02/10	2017/02/13
61613	SG Issuer – HSI R Bear CBBC Mar 2017 E	2017/02/10	2017/02/13
62269	Macquarie Bank Ltd. – HSI R Bear CBBC Jan 2018 B	2017/02/10	2017/02/13
63150	SG Issuer – Tencent R Bull CBBC Jan 2018 C	2017/02/10	2017/02/13
62209	UBS AG – CSOP A50 ETF R Bull CBBC Feb 2017 A	2017/02/10	2017/02/14
69083	J P Morgan SP BV – PetCh R Bull CBBC Feb 2017 A	2017/02/10	2017/02/13
69357	UBS AG – HSI R Bear CBBC May 2017 G	2017/02/10	2017/02/13
61317	UBS AG – HSI R Bear CBBC Mar 2017 N	2017/02/10	2017/02/13
61795	Credit Suisse AG – HSI R Bear CBBC Mar 2017 A	2017/02/10	2017/02/13
63331	Credit Suisse AG – HSI R Bear CBBC May 2017 W	2017/02/10	2017/02/13
61517	Credit Suisse AG – HSI R Bear CBBC Feb 2017 G	2017/02/10	2017/02/13
61273	Goldman Sachs SP (Asia) – HSI R Bear CBBC Mar 2017 X	2017/02/10	2017/02/13
61511	BNP Paribas Arbit Issu B.V. – HSI R Bear CBBC Mar 2017 F	2017/02/10	2017/02/13
63249	HK Bank – HSI R Bear CBBC Jul 2017 J	2017/02/10	2017/02/13
62417	Bank of East Asia – CC Bank R Bull CBBC Feb 2017 A	2017/02/10	2017/02/14
60434	J P Morgan SP BV – HSI R Bear CBBC May 2017 D	2017/02/10	2017/02/13
61094	Credit Suisse AG – HSI R Bear CBBC Apr 2017 S	2017/02/10	2017/02/13

List of expired CBBC, 2017 (continued)

Code	CBBC	Last trading date	Delisted date
63212	BNP Paribas Arbit Issu B.V. – HSI R Bear CBBC May 2017 F	2017/02/10	2017/02/13
62248	J P Morgan SP BV – HSI R Bear CBBC May 2017 P	2017/02/10	2017/02/13
61261	UBS AG – HSI R Bear CBBC Feb 2017 S	2017/02/13	2017/02/14
60732	J P Morgan SP BV – HSI R Bear CBBC May 2017 E	2017/02/13	2017/02/14
61304	Credit Suisse AG – HSI R Bear CBBC Mar 2017 R	2017/02/13	2017/02/14
61278	SG Issuer – HSI R Bear CBBC Feb 2017 Y	2017/02/13	2017/02/14
60262	BNP Paribas Arbit Issu B.V. – HSCEI R Bear CBBC Feb 2017 I	2017/02/13	2017/02/14
63753	SG Issuer – AAC Tech R Bear CBBC Oct 2017 A	2017/02/13	2017/02/14
64252	J P Morgan SP BV – China Life R Bear CBBC Nov 2017 A	2017/02/13	2017/02/14
60140	Bank of East Asia – BOCL R Bull CBBC Feb 2017 A	2017/02/13	2017/02/15
63510	Credit Suisse AG – HSI R Bear CBBC May 2017 X	2017/02/13	2017/02/14
61546	Goldman Sachs SP (Asia) – HSI R Bear CBBC Feb 2017 H	2017/02/13	2017/02/14
62230	SG Issuer – BOCL R Bear CBBC Jun 2017 A	2017/02/13	2017/02/14
65981	UBS AG – HSCEI R Bear CBBC Apr 2017 A	2017/02/13	2017/02/14
60325	UBS AG – HSI R Bear CBBC May 2017 I	2017/02/13	2017/02/14
63453	Goldman Sachs SP (Asia) – HSI R Bear CBBC May 2017 N	2017/02/13	2017/02/14
63454	Goldman Sachs SP (Asia) – HSI R Bear CBBC May 2017 O	2017/02/13	2017/02/14
63459	BNP Paribas Arbit Issu B.V. – HSI R Bear CBBC May 2017 G	2017/02/13	2017/02/14
63611	SG Issuer – HSI R Bear CBBC Aug 2017 B	2017/02/13	2017/02/14
63497	UBS AG – HSI R Bear CBBC May 2017 Z	2017/02/13	2017/02/14
63511	Credit Suisse AG – HSI R Bear CBBC May 2017 Y	2017/02/13	2017/02/14
63548	J P Morgan SP BV – HSI R Bear CBBC May 2017 H	2017/02/13	2017/02/14
63563	J P Morgan SP BV – Tencent R Bull CBBC Nov 2017 M	2017/02/13	2017/02/14
63606	SG Issuer – HSI R Bear CBBC Aug 2017 A	2017/02/13	2017/02/14
63711	J P Morgan SP BV – HSI R Bear CBBC May 2017 I	2017/02/14	2017/02/15
63296	Credit Suisse AG – Geely Auto R Bear CBBC Dec 2017 B	2017/02/14	2017/02/15
63701	SG Issuer – HSI R Bear CBBC Aug 2017 C	2017/02/14	2017/02/15
65207	HK Bank – Galaxy Ent R Bear CBBC Jul 2017 D	2017/02/14	2017/02/15
69288	Credit Suisse AG – Galaxy Ent R Bear CBBC Dec 2017 B	2017/02/14	2017/02/15
63686	Credit Suisse AG – HSI R Bear CBBC Jul 2017 A	2017/02/14	2017/02/15
63242	HK Bank – Geely Auto R Bear CBBC Feb 2018 B	2017/02/14	2017/02/15
63616	HK Bank – Tencent R Bull CBBC Nov 2017 E	2017/02/14	2017/02/15
63695	UBS AG – HSI R Bear CBBC May 2017 B	2017/02/14	2017/02/15
63724	Goldman Sachs SP (Asia) – HSI R Bear CBBC May 2017 P	2017/02/14	2017/02/15
67847	HK Bank – ICBC R Bear CBBC Nov 2017 A	2017/02/14	2017/02/15
63620	UBS AG – Tencent R Bull CBBC Nov 2017 E	2017/02/14	2017/02/15
61333	Goldman Sachs SP (Asia) – HSI R Bear CBBC Mar 2017 A	2017/02/15	2017/02/16
66578	Credit Suisse AG – Ping An R Bear CBBC Jun 2017 A	2017/02/15	2017/02/16
69411	J P Morgan SP BV – HSI R Bear CBBC May 2017 B	2017/02/15	2017/02/16
60418	UBS AG – HSI R Bear CBBC Apr 2017 T	2017/02/15	2017/02/16
67237	HK Bank – HS H-SH ETF R Bear CBBC Jul 2017 A	2017/02/15	2017/02/16
69504	HK Bank – BOCL R Bear CBBC Dec 2017 A	2017/02/15	2017/02/16
65170	J P Morgan SP BV – HKEX R Bear CBBC Jul 2017 D	2017/02/15	2017/02/16
60380	J P Morgan SP BV – HSI R Bear CBBC Apr 2017 K	2017/02/15	2017/02/16
60423	UBS AG – HSI R Bear CBBC Apr 2017 H	2017/02/15	2017/02/16
65028	Credit Suisse AG – HKEX R Bear CBBC Jun 2017 A	2017/02/15	2017/02/16
67291	BNP Paribas Arbit Issu B.V. – HSI R Bear CBBC Apr 2017 P	2017/02/15	2017/02/16
67293	BNP Paribas Arbit Issu B.V. – HSI R Bear CBBC Apr 2017 Q	2017/02/15	2017/02/16
69748	J P Morgan SP BV – HSI R Bear CBBC Apr 2017 L	2017/02/15	2017/02/16
69783	UBS AG – HSI R Bear CBBC Apr 2017 O	2017/02/15	2017/02/16
60311	UBS AG – HSI R Bear CBBC Apr 2017 Q	2017/02/15	2017/02/16
60063	UBS AG – HSI R Bear CBBC May 2017 H	2017/02/15	2017/02/16
67611	HK Bank – HSCEI R Bear CBBC Oct 2017 B	2017/02/15	2017/02/16
60778	HK Bank – HSI R Bear CBBC Jul 2017 E	2017/02/15	2017/02/16
61554	SG Issuer – HSI R Bear CBBC Feb 2017 I	2017/02/15	2017/02/16
61466	Credit Suisse AG – HSI R Bear CBBC Feb 2017 A	2017/02/15	2017/02/16
61472	UBS AG – HSI R Bear CBBC Feb 2017 C	2017/02/15	2017/02/16
61487	Goldman Sachs SP (Asia) – HSI R Bear CBBC Mar 2017 B	2017/02/15	2017/02/16
61489	SG Issuer – HSI R Bear CBBC Feb 2017 E	2017/02/15	2017/02/16
61490	HK Bank – HSI R Bear CBBC Apr 2017 L	2017/02/15	2017/02/16
61491	HK Bank – HSI R Bear CBBC Apr 2017 M	2017/02/15	2017/02/16
61518	Credit Suisse AG – HSI R Bear CBBC Feb 2017 M	2017/02/15	2017/02/16
61720	Macquarie Bank Ltd. – HSI R Bear CBBC Nov 2017 B	2017/02/15	2017/02/16
61553	SG Issuer – HSI R Bear CBBC Feb 2017 J	2017/02/15	2017/02/16
61373	SG Issuer – HSI R Bear CBBC Apr 2017 W	2017/02/15	2017/02/16
61555	SG Issuer – HSI R Bear CBBC Feb 2017 P	2017/02/15	2017/02/16
61562	J P Morgan SP BV – HSI R Bear CBBC Feb 2017 S	2017/02/15	2017/02/16
64342	HK Bank – HSCEI R Bear CBBC Apr 2017 A	2017/02/15	2017/02/16
61616	J P Morgan SP BV – HSI R Bear CBBC Feb 2017 U	2017/02/15	2017/02/16
61705	J P Morgan SP BV – HSI R Bear CBBC Feb 2017 W	2017/02/15	2017/02/16
61309	Credit Suisse AG – HSI R Bear CBBC Apr 2017 G	2017/02/15	2017/02/16
61302	Credit Suisse AG – HSI R Bear CBBC Apr 2017 V	2017/02/15	2017/02/16
61542	UBS AG – HSI R Bear CBBC Mar 2017 O	2017/02/15	2017/02/16
62439	SG Issuer – A50 R Bear CBBC Oct 2017 A	2017/02/15	2017/02/16
61722	J P Morgan SP BV – HSI R Bear CBBC May 2017 L	2017/02/15	2017/02/16
61724	J P Morgan SP BV – HSI R Bear CBBC May 2017 M	2017/02/15	2017/02/16
69841	SG Issuer – China Life R Bear CBBC Sep 2017 A	2017/02/15	2017/02/16
61335	BNP Paribas Arbit Issu B.V. – HSI R Bear CBBC Mar 2017 Y	2017/02/15	2017/02/16
62134	UBS AG – HKEX R Bear CBBC Jul 2017 A	2017/02/15	2017/02/16
60881	Credit Suisse AG – HSCEI R Bear CBBC Jun 2017 B	2017/02/15	2017/02/16
62250	J P Morgan SP BV – HSI R Bear CBBC May 2017 Q	2017/02/15	2017/02/16
61464	Credit Suisse AG – HSI R Bear CBBC Mar 2017 T	2017/02/15	2017/02/16
62437	SG Issuer – HSBC R Bear CBBC Nov 2017 A	2017/02/15	2017/02/16
61436	SG Issuer – BOCL R Bear CBBC May 2017 A	2017/02/15	2017/02/16
61276	Goldman Sachs SP (Asia) – HSI R Bear CBBC Mar 2017 Y	2017/02/15	2017/02/16
68104	SG Issuer – HSCEI R Bear CBBC Feb 2017 D	2017/02/15	2017/02/16
61334	BNP Paribas Arbit Issu B.V. – HSI R Bear CBBC Feb 2017 S	2017/02/15	2017/02/16

List of expired CBBC, 2017 (continued)

Code	CBBC	Last trading date	Delisted date
61377	BNP Paribas Arbit Issu B.V. – HSI R Bear CBBC Feb 2017 E	2017/02/15	2017/02/16
61379	UBS AG – HSI R Bear CBBC Feb 2017 M	2017/02/15	2017/02/16
61381	Credit Suisse AG – HSI R Bear CBBC Feb 2017 Z	2017/02/15	2017/02/16
61382	Credit Suisse AG – HSI R Bear CBBC Mar 2017 S	2017/02/15	2017/02/16
61657	Macquarie Bank Ltd. – HSI R Bear CBBC Oct 2017 B	2017/02/15	2017/02/16
60747	UBS AG – HSCEI R Bear CBBC Feb 2017 B	2017/02/15	2017/02/16
64135	HK Bank – ABC R Bear CBBC Nov 2017 A	2017/02/15	2017/02/16
63801	Goldman Sachs SP (Asia) – HSI R Bear CBBC May 2017 Q	2017/02/15	2017/02/16
61740	Credit Suisse AG – HSI R Bear CBBC Mar 2017 B	2017/02/15	2017/02/16
63777	UBS AG – HSI R Bear CBBC May 2017 E	2017/02/15	2017/02/16
61614	SG Issuer – HSI R Bear CBBC Mar 2017 F	2017/02/15	2017/02/16
63743	SG Issuer – HSCEI R Bear CBBC Jul 2017 C	2017/02/15	2017/02/16
63744	SG Issuer – HSCEI R Bear CBBC Jun 2017 C	2017/02/15	2017/02/16
63808	SG Issuer – HSI R Bear CBBC Jul 2017 O	2017/02/15	2017/02/16
63768	Credit Suisse AG – SMIC R Bull CBBC Dec 2017 A	2017/02/15	2017/02/16
63778	UBS AG – HSI R Bear CBBC May 2017 F	2017/02/15	2017/02/16
63765	Credit Suisse AG – HSI R Bear CBBC May 2017 B	2017/02/15	2017/02/16
63760	Credit Suisse AG – HSI R Bear CBBC May 2017 Z	2017/02/15	2017/02/16
63758	BNP Paribas Arbit Issu B.V. – HSI R Bear CBBC May 2017 H	2017/02/15	2017/02/16
63751	HK Bank – Sands China R Bear CBBC Jan 2018 B	2017/02/15	2017/02/16
63747	HK Bank – Galaxy Ent R Bear CBBC Jan 2018 C	2017/02/15	2017/02/16
64624	BNP Paribas Arbit Issu B.V. – HSCEI R Bear CBBC Mar 2017 E	2017/02/15	2017/02/16
67696	HK Bank – CC Bank R Bear CBBC Apr 2017 C	2017/02/15	2017/02/16
63957	Credit Suisse AG – China Life R Bear CBBC Aug 2017 A	2017/02/15	2017/02/16
61102	Credit Suisse AG – HSI R Bear CBBC Apr 2017 W	2017/02/15	2017/02/16
63809	SG Issuer – HSI R Bear CBBC Jul 2017 P	2017/02/15	2017/02/16
63707	SG Issuer – ICBC R Bear CBBC Aug 2017 A	2017/02/15	2017/02/16
62701	HK Bank – HSI R Bear CBBC Sep 2017 E	2017/02/15	2017/02/16
62198	SG Issuer – ABC R Bear CBBC Jul 2017 A	2017/02/15	2017/02/16
61865	Goldman Sachs SP (Asia) – HSI R Bear CBBC Feb 2017 Z	2017/02/15	2017/02/16
63827	J P Morgan SP BV – HSI R Bear CBBC May 2017 J	2017/02/15	2017/02/16
63855	J P Morgan SP BV – SMIC R Bull CBBC Dec 2017 A	2017/02/15	2017/02/16
62244	SG Issuer – HS H-SH ETF R Bear CBBC May 2017 A	2017/02/15	2017/02/16
62231	SG Issuer – CCB R Bear CBBC Jun 2017 B	2017/02/15	2017/02/16
61961	Haitong Int'l Sec – HSI R Bear CBBC Feb 2017 M	2017/02/15	2017/02/16
61960	Haitong Int'l Sec – HSI R Bear CBBC Feb 2017 L	2017/02/15	2017/02/16
62421	Bank of East Asia – Galaxy Ent R Bull CBBC Feb 2017 B	2017/02/16	2017/02/20
69734	Goldman Sachs SP (Asia) – HSI R Bear CBBC Feb 2017 J	2017/02/16	2017/02/17
69735	BNP Paribas Arbit Issu B.V. – HSI R Bear CBBC Mar 2017 D	2017/02/16	2017/02/17
66682	SG Issuer – Ping An R Bear CBBC Nov 2017 A	2017/02/16	2017/02/17
68194	HK Bank – Tencent R Bear CBBC Dec 2017 B	2017/02/16	2017/02/17
64870	J P Morgan SP BV – Sands China R Bull CBBC Feb 2017 A	2017/02/16	2017/02/20
63498	UBS AG – HSI R Bear CBBC May 2017 A	2017/02/16	2017/02/17
67463	J P Morgan SP BV – CKH R Bull CBBC Feb 2017 A	2017/02/16	2017/02/20
62489	SG Issuer – Tencent R Bear CBBC Jul 2017 B	2017/02/16	2017/02/17
68486	SG Issuer – CCB R Bear CBBC Jun 2017 A	2017/02/16	2017/02/17
62790	Credit Suisse AG – Lenovo R Bull CBBC Dec 2017 A	2017/02/16	2017/02/17
63908	Goldman Sachs SP (Asia) – HSI R Bear CBBC May 2017 R	2017/02/16	2017/02/17
69005	J P Morgan SP BV – CC Bank R Bull CBBC Feb 2017 B	2017/02/16	2017/02/20
63907	J P Morgan SP BV – HSI R Bear CBBC May 2017 W	2017/02/16	2017/02/17
63934	Credit Suisse AG – HSI R Bear CBBC May 2017 C	2017/02/16	2017/02/17
63857	BNP Paribas Arbit Issu B.V. – HSI R Bear CBBC May 2017 I	2017/02/16	2017/02/17
62722	UBS AG – Lenovo R Bull CBBC Dec 2017 A	2017/02/16	2017/02/17
63780	UBS AG – HSI R Bear CBBC May 2017 D	2017/02/16	2017/02/17
63926	UBS AG – HSCEI R Bear CBBC May 2017 A	2017/02/16	2017/02/17
63917	UBS AG – HSI R Bear CBBC May 2017 M	2017/02/16	2017/02/17
69970	J P Morgan SP BV – Ping An R Bull CBBC Feb 2017 A	2017/02/16	2017/02/20
63251	UBS AG – Tencent R Bear CBBC Apr 2017 E	2017/02/16	2017/02/17
62526	J P Morgan SP BV – Ping An R Bull CBBC Feb 2017 C	2017/02/16	2017/02/20
69232	J P Morgan SP BV – China Mobile R Bull CBBC Feb 2017 A	2017/02/16	2017/02/20
69480	J P Morgan SP BV – CAM CSI300 R Bull CBBC Feb 2017 A	2017/02/16	2017/02/20
62647	J P Morgan SP BV – Tencent R Bear CBBC Oct 2017 B	2017/02/16	2017/02/17
61249	J P Morgan SP BV – COVS R Bull CBBC Feb 2017 B	2017/02/16	2017/02/20
62493	HK Bank – Tencent R Bear CBBC Apr 2017 I	2017/02/16	2017/02/17
69063	J P Morgan SP BV – COVS R Bull CBBC Feb 2017 A	2017/02/16	2017/02/20
61213	HK Bank – HSCEI R Bear CBBC Dec 2017 A	2017/02/16	2017/02/17
61344	J P Morgan SP BV – HSI R Bear CBBC Apr 2017 H	2017/02/16	2017/02/17
69974	J P Morgan SP BV – HKEX R Bull CBBC Feb 2017 A	2017/02/16	2017/02/20
61311	Goldman Sachs SP (Asia) – HSI R Bear CBBC Mar 2017 Z	2017/02/16	2017/02/17
61384	SG Issuer – HSI R Bear CBBC Apr 2017 X	2017/02/16	2017/02/17
60142	SG Issuer – HSI R Bear CBBC Feb 2017 G	2017/02/16	2017/02/17
62590	Bank of East Asia – Tencent R Bear CBBC Nov 2017 A	2017/02/16	2017/02/17
60908	J P Morgan SP BV – HSI R Bear CBBC Apr 2017 Q	2017/02/16	2017/02/17
64879	SG Issuer – HKEX R Bear CBBC Jun 2017 B	2017/02/16	2017/02/17
68546	J P Morgan SP BV – HSCEI R Bear CBBC May 2017 B	2017/02/16	2017/02/17
61620	HK Bank – ABC R Bear CBBC Apr 2018 A	2017/02/16	2017/02/17
60356	J P Morgan SP BV – Lenovo R Bull CBBC Dec 2017 D	2017/02/16	2017/02/17
63220	SG Issuer – Tencent R Bear CBBC Jun 2017 C	2017/02/16	2017/02/17
64736	HK Bank – HKEX R Bear CBBC Mar 2017 E	2017/02/16	2017/02/17
68276	J P Morgan SP BV – ICBC R Bull CBBC Feb 2017 A	2017/02/16	2017/02/20
60844	Credit Suisse AG – HSI R Bear CBBC Apr 2017 Q	2017/02/16	2017/02/17
60840	Credit Suisse AG – HSI R Bear CBBC Apr 2017 N	2017/02/16	2017/02/17
68273	J P Morgan SP BV – BOCL R Bull CBBC Feb 2017 A	2017/02/16	2017/02/20
63475	Credit Suisse AG – Tencent R Bear CBBC Apr 2017 E	2017/02/16	2017/02/17
64482	SG Issuer – CNOOC R Bull CBBC Oct 2018 A	2017/02/17	2017/02/20
64625	HK Bank – CSOP A50 ETF R Bear CBBC Feb 2017 B	2017/02/17	2017/02/21
64578	HK Bank – HS H-SH ETF R Bear CBBC Feb 2017 A	2017/02/17	2017/02/21

List of expired CBBC, 2017 (continued)

Code	CBBC	Last trading date	Delisted date
64749	HK Bank – AIA R Bear CBBC Jun 2017 B	2017/02/17	2017/02/20
63969	Goldman Sachs SP (Asia) – HSI R Bear CBBC May 2017 S	2017/02/17	2017/02/20
63958	J P Morgan SP BV – COVS R Bull CBBC Dec 2017 A	2017/02/17	2017/02/20
62302	J P Morgan SP BV – Tencent R Bear CBBC Nov 2017 E	2017/02/17	2017/02/20
60665	SG Issuer – Lenovo R Bull CBBC Feb 2018 A	2017/02/17	2017/02/20
62120	UBS AG – Tencent R Bear CBBC Oct 2017 A	2017/02/17	2017/02/20
62646	J P Morgan SP BV – China Mobile R Bull CBBC Dec 2017 C	2017/02/17	2017/02/20
69012	Credit Suisse AG – Lenovo R Bull CBBC Sep 2017 A	2017/02/17	2017/02/20
61917	Bank of East Asia – Lenovo R Bull CBBC Jan 2018 A	2017/02/17	2017/02/20
68939	HK Bank – Lenovo R Bull CBBC Jan 2018 A	2017/02/17	2017/02/20
63257	Haitong Int'l Sec – Tencent R Bear CBBC Oct 2017 A	2017/02/17	2017/02/20
64019	BNP Paribas Arbit Issu B.V. – HSI R Bear CBBC May 2017 J	2017/02/17	2017/02/20
64068	SG Issuer – HSI R Bear CBBC Jul 2017 Q	2017/02/17	2017/02/20
64074	J P Morgan SP BV – HSI R Bear CBBC May 2017 X	2017/02/17	2017/02/20
62210	UBS AG – A50 China R Bull CBBC Feb 2017 A	2017/02/17	2017/02/21
68577	J P Morgan SP BV – Lenovo R Bull CBBC Dec 2017 C	2017/02/17	2017/02/20
64056	UBS AG – HSI R Bear CBBC May 2017 O	2017/02/17	2017/02/20
64054	UBS AG – HSI R Bear CBBC May 2017 N	2017/02/17	2017/02/20
65737	SG Issuer – AIA R Bear CBBC Mar 2018 A	2017/02/17	2017/02/20
64039	Credit Suisse AG – HSI R Bear CBBC May 2017 D	2017/02/17	2017/02/20
64069	SG Issuer – HSI R Bear CBBC Jul 2017 R	2017/02/17	2017/02/20
68625	J P Morgan SP BV – A50 China R Bear CBBC Oct 2017 A	2017/02/20	2017/02/21
64230	SG Issuer – HSI R Bear CBBC Jun 2017 A	2017/02/20	2017/02/21
64256	J P Morgan SP BV – HSI R Bear CBBC May 2017 Y	2017/02/20	2017/02/21
60758	BNP Paribas Arbit Issu B.V. – HSI R Bear CBBC Apr 2017 D	2017/02/20	2017/02/21
64231	SG Issuer – HSI R Bear CBBC Jun 2017 B	2017/02/20	2017/02/21
64225	Goldman Sachs SP (Asia) – HSI R Bear CBBC Aug 2017 A	2017/02/20	2017/02/21
64196	UBS AG – HSI R Bear CBBC May 2017 T	2017/02/20	2017/02/21
64186	UBS AG – HSI R Bear CBBC May 2017 R	2017/02/20	2017/02/21
64138	Credit Suisse AG – HSI R Bear CBBC May 2017 E	2017/02/20	2017/02/21
64187	UBS AG – HSI R Bear CBBC May 2017 S	2017/02/20	2017/02/21
61762	Bank of East Asia – Ping An R Bull CBBC Feb 2017 A	2017/02/20	2017/02/22
68526	J P Morgan SP BV – HSI R Bear CBBC Apr 2017 W	2017/02/20	2017/02/21
69064	SG Issuer – HSI R Bear CBBC Apr 2017 E	2017/02/20	2017/02/21
69786	BNP Paribas Arbit Issu B.V. – HSI R Bear CBBC Feb 2017 B	2017/02/20	2017/02/21
69140	BNP Paribas Arbit Issu B.V. – HSI R Bear CBBC Feb 2017 F	2017/02/20	2017/02/21
69142	BNP Paribas Arbit Issu B.V. – HSI R Bear CBBC Feb 2017 M	2017/02/20	2017/02/21
69331	BNP Paribas Arbit Issu B.V. – HSI R Bear CBBC Feb 2017 G	2017/02/20	2017/02/21
60068	Goldman Sachs SP (Asia) – HSI R Bear CBBC Feb 2017 P	2017/02/20	2017/02/21
69629	BNP Paribas Arbit Issu B.V. – HSI R Bear CBBC Feb 2017 X	2017/02/20	2017/02/21
60088	HK Bank – HSI R Bear CBBC Sep 2017 B	2017/02/20	2017/02/21
60105	Macquarie Bank Ltd. – HSI R Bear CBBC Apr 2017 A	2017/02/20	2017/02/21
61059	UBS AG – HSI R Bear CBBC Feb 2017 K	2017/02/20	2017/02/21
67792	BNP Paribas Arbit Issu B.V. – HSCEI R Bear CBBC Feb 2017 H	2017/02/20	2017/02/21
64987	Credit Suisse AG – HSBC R Bear CBBC Jun 2017 A	2017/02/20	2017/02/21
60864	Credit Suisse AG – HSI R Bear CBBC Apr 2017 T	2017/02/20	2017/02/21
60986	UBS AG – HSI R Bear CBBC May 2017 K	2017/02/20	2017/02/21
63302	J P Morgan SP BV – HSBC R Bear CBBC Jul 2017 A	2017/02/20	2017/02/21
64370	SG Issuer – HSI R Bear CBBC Jun 2017 E	2017/02/21	2017/02/22
64366	Credit Suisse AG – HSI R Bear CBBC May 2017 I	2017/02/21	2017/02/22
64363	Credit Suisse AG – Galaxy Ent R Bull CBBC Dec 2017 C	2017/02/21	2017/02/22
64353	Goldman Sachs SP (Asia) – HSI R Bear CBBC May 2017 T	2017/02/21	2017/02/22
64349	J P Morgan SP BV – HSI R Bear CBBC May 2017 K	2017/02/21	2017/02/22
64331	J P Morgan SP BV – Sands China R Bull CBBC Dec 2017 B	2017/02/21	2017/02/22
64050	Credit Suisse AG – HSBC R Bull CBBC Dec 2017 F	2017/02/21	2017/02/22
64320	UBS AG – HSI R Bear CBBC May 2017 V	2017/02/21	2017/02/22
64313	SG Issuer – HKEX R Bull CBBC Dec 2017 D	2017/02/21	2017/02/22
63755	HK Bank – SMIC R Bull CBBC Feb 2018 B	2017/02/21	2017/02/22
64053	SG Issuer – SHK Ppt P R Bear CBBC Jun 2017 B	2017/02/21	2017/02/22
67387	HK Bank – CSOP A50 ETF R Bull CBBC Feb 2017 C	2017/02/21	2017/02/23
67418	HK Bank – A50 R Bull CBBC Feb 2017 D	2017/02/21	2017/02/23
67425	HK Bank – HS H-SH ETF R Bull CBBC Feb 2017 C	2017/02/21	2017/02/23
61761	Bank of East Asia – PICC P&C R Bull CBBC Feb 2017 A	2017/02/21	2017/02/23
64086	J P Morgan SP BV – HSBC R Bull CBBC Nov 2017 I	2017/02/21	2017/02/22
64326	J P Morgan SP BV – Galaxy Ent R Bull CBBC Nov 2017 E	2017/02/21	2017/02/22
64386	Goldman Sachs SP (Asia) – HSI R Bear CBBC May 2017 V	2017/02/22	2017/02/23
64522	UBS AG – HSI R Bull CBBC Dec 2017 P	2017/02/22	2017/02/23
64374	BNP Paribas Arbit Issu B.V. – HSI R Bear CBBC May 2017 N	2017/02/22	2017/02/23
64378	BNP Paribas Arbit Issu B.V. – HSI R Bear CBBC May 2017 O	2017/02/22	2017/02/23
62311	J P Morgan SP BV – HSBC R Bull CBBC Dec 2017 E	2017/02/22	2017/02/23
64385	Goldman Sachs SP (Asia) – HSI R Bear CBBC May 2017 U	2017/02/22	2017/02/23
64533	SG Issuer – HSI R Bear CBBC Jun 2017 G	2017/02/22	2017/02/23
62700	HK Bank – SHK Ppt R Bear CBBC Sep 2017 B	2017/02/22	2017/02/23
61759	Bank of East Asia – Great Wall Motor R Bull CBBC Feb 2017 A	2017/02/22	2017/02/24
64639	Credit Suisse AG – HSI R Bull CBBC Jan 2018 M	2017/02/22	2017/02/23
64636	Credit Suisse AG – China Mobile R Bull CBBC Dec 2017 C	2017/02/22	2017/02/23
64628	Credit Suisse AG – HKEX R Bull CBBC Nov 2017 E	2017/02/22	2017/02/23
64603	Credit Suisse AG – HSI R Bear CBBC May 2017 M	2017/02/22	2017/02/23
64601	Credit Suisse AG – HSI R Bear CBBC May 2017 L	2017/02/22	2017/02/23
64582	J P Morgan SP BV – China Shenhua R Bull CBBC Dec 2017 A	2017/02/22	2017/02/23
64514	UBS AG – HSI R Bear CBBC May 2017 X	2017/02/22	2017/02/23
64552	J P Morgan SP BV – HSI R Bear CBBC May 2017 Z	2017/02/22	2017/02/23
64454	HK Bank – HKEX R Bull CBBC Nov 2017 G	2017/02/22	2017/02/23
64531	SG Issuer – HSI R Bear CBBC Jun 2017 F	2017/02/22	2017/02/23
64555	J P Morgan SP BV – HSI R Bull CBBC Jan 2018 L	2017/02/22	2017/02/23
64515	UBS AG – HSI R Bear CBBC May 2017 Y	2017/02/22	2017/02/23
62432	SG Issuer – HSBC R Bull CBBC Sep 2018 G	2017/02/22	2017/02/23

List of expired CBBC, 2017 (continued)

Code	CBBC	Last trading date	Delisted date
64513	UBS AG – HSI R Bear CBBC Jun 2017 C	2017/02/22	2017/02/23
64511	SG Issuer – Sands R Bull CBBC Jan 2018 C	2017/02/22	2017/02/23
64500	SG Issuer – Galaxy R Bull CBBC Jan 2018 B	2017/02/22	2017/02/23
64477	Goldman Sachs SP (Asia) – HSI R Bull CBBC Jan 2018 Z	2017/02/22	2017/02/23
64471	HK Bank – Galaxy Ent R Bull CBBC Nov 2017 F	2017/02/22	2017/02/23
64554	J P Morgan SP BV – HSI R Bear CBBC May 2017 A	2017/02/22	2017/02/23
63192	UBS AG – HSBC R Bull CBBC Nov 2017 F	2017/02/22	2017/02/23
64692	Haitong Int'l Sec – HSI R Bear CBBC May 2017 A	2017/02/23	2017/02/24
62260	HK Bank – Tencent R Bear CBBC Mar 2017 B	2017/02/23	2017/02/24
64844	J P Morgan SP BV – HSI R Bull CBBC Feb 2018 O	2017/02/23	2017/02/24
68576	J P Morgan SP BV – CNOOC R Bull CBBC Nov 2017 A	2017/02/23	2017/02/24
63014	SG Issuer – Tencent R Bear CBBC May 2018 A	2017/02/23	2017/02/24
64666	BNP Paribas Arbit Issu B.V. – HSI R Bear CBBC May 2017 P	2017/02/23	2017/02/24
64745	Goldman Sachs SP (Asia) – HSI R Bear CBBC May 2017 W	2017/02/23	2017/02/24
64758	UBS AG – HSI R Bear CBBC May 2017 B	2017/02/23	2017/02/24
64765	UBS AG – HSI R Bull CBBC Jan 2018 H	2017/02/23	2017/02/24
64772	Credit Suisse AG – HSI R Bear CBBC May 2017 Q	2017/02/23	2017/02/24
64773	Credit Suisse AG – HSI R Bear CBBC May 2017 T	2017/02/23	2017/02/24
64855	BNP Paribas Arbit Issu B.V. – HSI R Bull CBBC Nov 2017 N	2017/02/23	2017/02/24
64835	J P Morgan SP BV – HKEX R Bull CBBC Oct 2017 K	2017/02/23	2017/02/24
64822	J P Morgan SP BV – HSI R Bear CBBC May 2017 H	2017/02/23	2017/02/24
64821	SG Issuer – HSI R Bull CBBC Apr 2018 X	2017/02/23	2017/02/24
64836	J P Morgan SP BV – BOCL R Bull CBBC Feb 2018 A	2017/02/23	2017/02/24
64804	Credit Suisse AG – HSI R Bull CBBC Jan 2018 R	2017/02/23	2017/02/24
64841	Goldman Sachs SP (Asia) – HSI R Bull CBBC Jan 2018 B	2017/02/23	2017/02/24
64583	J P Morgan SP BV – HKEX R Bull CBBC Dec 2017 K	2017/02/24	2017/02/27
68113	SG Issuer – HSI R Bear CBBC Feb 2017 D	2017/02/24	2017/02/28
63270	HK Bank – A50 R Bull CBBC Feb 2017 F	2017/02/24	2017/02/28
68112	SG Issuer – HSI R Bear CBBC Feb 2017 C	2017/02/24	2017/02/28
60243	UBS AG – HSI R Bull CBBC Feb 2017 R	2017/02/24	2017/02/28
63097	HK Bank – HSI R Bull CBBC Feb 2017 D	2017/02/24	2017/02/28
68107	SG Issuer – HSI R Bear CBBC Feb 2017 B	2017/02/24	2017/02/28
60245	UBS AG – HSI R Bull CBBC Feb 2017 S	2017/02/24	2017/02/28
68188	SG Issuer – HSI R Bear CBBC Feb 2017 K	2017/02/24	2017/02/28
67782	BNP Paribas Arbit Issu B.V. – HSI R Bear CBBC Feb 2017 I	2017/02/24	2017/02/28
60227	UBS AG – HSCEI R Bull CBBC Feb 2017 B	2017/02/24	2017/02/28
60257	Credit Suisse AG – HSI R Bull CBBC Feb 2017 B	2017/02/24	2017/02/28
69993	Goldman Sachs SP (Asia) – HSI R Bear CBBC Feb 2017 O	2017/02/24	2017/02/28
68102	SG Issuer – HSI R Bear CBBC Feb 2017 A	2017/02/24	2017/02/28
68199	SG Issuer – HSI R Bear CBBC Feb 2017 M	2017/02/24	2017/02/28
69980	Goldman Sachs SP (Asia) – HSI R Bear CBBC Feb 2017 N	2017/02/24	2017/02/28
60012	Bank of East Asia – Galaxy Ent R Bull CBBC Feb 2017 A	2017/02/24	2017/02/28
61388	Goldman Sachs SP (Asia) – HSI R Bear CBBC Feb 2017 Q	2017/02/24	2017/02/28
63393	HK Bank – HSI R Bull CBBC Feb 2017 E	2017/02/24	2017/02/28
63482	HK Bank – CSOP A50 ETF R Bull CBBC Feb 2017 E	2017/02/24	2017/02/28
63483	HK Bank – A50 R Bull CBBC Feb 2017 G	2017/02/24	2017/02/28
68197	SG Issuer – HSI R Bear CBBC Feb 2017 L	2017/02/24	2017/02/28
60513	Credit Suisse AG – HSI R Bull CBBC Feb 2017 D	2017/02/24	2017/02/28
64859	UBS AG – HSBC R Bull CBBC Dec 2017 C	2017/02/24	2017/02/27
64885	UBS AG – HSI R Bear CBBC May 2017 D	2017/02/24	2017/02/27
60620	HK Bank – CUni R Bear CBBC Jan 2018 A	2017/02/24	2017/02/27
61024	J P Morgan SP BV – HSI R Bear CBBC Feb 2017 O	2017/02/24	2017/02/27
64779	Credit Suisse AG – China Shenhua R Bull CBBC Nov 2017 A	2017/02/24	2017/02/27
64890	Credit Suisse AG – HSI R Bull CBBC Jan 2018 S	2017/02/24	2017/02/27
65290	Goldman Sachs SP (Asia) – HSI R Bear CBBC Feb 2017 A	2017/02/24	2017/02/28
64856	UBS AG – HSI R Bull CBBC Jan 2018 I	2017/02/24	2017/02/27
64819	SG Issuer – HSI R Bull CBBC Apr 2018 V	2017/02/24	2017/02/27
64896	Credit Suisse AG – HSI R Bear CBBC May 2017 U	2017/02/24	2017/02/27
63043	UBS AG – HSI R Bull CBBC Feb 2017 B	2017/02/24	2017/02/28
62930	SGA Societe Generale Acceptance N.V. – CSA50 R Bull CBBC Feb17C	2017/02/24	2017/02/28
64919	J P Morgan SP BV – HSI R Bull CBBC Nov 2017 I	2017/02/24	2017/02/27
67943	BNP Paribas Arbit Issu B.V. – HSI R Bear CBBC Feb 2017 Z	2017/02/24	2017/02/28
60514	Credit Suisse AG – HSI R Bear CBBC Feb 2017 O	2017/02/24	2017/02/28
64925	J P Morgan SP BV – HSI R Bear CBBC May 2017 M	2017/02/24	2017/02/27
60143	SG Issuer – HSI R Bear CBBC Feb 2017 H	2017/02/24	2017/02/28
64707	BNP Paribas Arbit Issu B.V. – HSI R Bull CBBC Dec 2017 I	2017/02/24	2017/02/27
69931	Credit Suisse AG – HSI R Bear CBBC Feb 2017 L	2017/02/24	2017/02/28
67816	UBS AG – HSI R Bear CBBC Feb 2017 Z	2017/02/24	2017/02/28
63665	J P Morgan SP BV – HSI R Bull CBBC Feb 2017 X	2017/02/24	2017/02/28
64620	BNP Paribas Arbit Issu B.V. – HSI R Bear CBBC Feb 2017 R	2017/02/24	2017/02/28
60259	Credit Suisse AG – HSI R Bull CBBC Feb 2017 C	2017/02/24	2017/02/28
65291	Goldman Sachs SP (Asia) – HSI R Bear CBBC Feb 2017 B	2017/02/24	2017/02/28
62916	J P Morgan SP BV – HSI R Bull CBBC Feb 2017 S	2017/02/24	2017/02/28
64906	SG Issuer – HSI R Bear CBBC Jun 2017 U	2017/02/24	2017/02/27
69304	SG Issuer – HSI R Bear CBBC Feb 2017 Z	2017/02/24	2017/02/28
69223	Credit Suisse AG – HSI R Bear CBBC Feb 2017 D	2017/02/24	2017/02/28
67400	UBS AG – HSI R Bear CBBC Feb 2017 Y	2017/02/24	2017/02/28
67399	UBS AG – HSI R Bear CBBC Feb 2017 X	2017/02/24	2017/02/28
67277	BNP Paribas Arbit Issu B.V. – HSI R Bear CBBC Feb 2017 N	2017/02/24	2017/02/28
66937	Macquarie Bank Ltd. – HSI R Bull CBBC Feb 2017 B	2017/02/24	2017/02/28
67140	UBS AG – HSI R Bear CBBC Feb 2017 V	2017/02/24	2017/02/28
69858	Goldman Sachs SP (Asia) – HSI R Bear CBBC Feb 2017 M	2017/02/24	2017/02/28
69305	SG Issuer – HSI R Bear CBBC Feb 2017 R	2017/02/24	2017/02/28
69854	Goldman Sachs SP (Asia) – HSI R Bear CBBC Feb 2017 L	2017/02/24	2017/02/28
66669	SG Issuer – CSA50 R Bull CBBC Feb 2017 D	2017/02/24	2017/02/28
69324	SG Issuer – HSI R Bull CBBC Feb 2017 C	2017/02/24	2017/02/28
66224	SG Issuer – A50 R Bull CBBC Feb 2017 C	2017/02/24	2017/02/28

List of expired CBBC, 2017 (continued)

Code	CBBC	Last trading date	Delisted date
66223	SG Issuer – A50 R Bull CBBC Feb 2017 B	2017/02/24	2017/02/28
64001	Haitong Int'l Sec – HSBC R Bull CBBC Dec 2017 A	2017/02/24	2017/02/27
69343	SG Issuer – HSI R Bull CBBC Feb 2017 D	2017/02/24	2017/02/28
68200	SG Issuer – HSI R Bear CBBC Feb 2017 N	2017/02/24	2017/02/28
66917	UBS AG – HSI R Bear CBBC Feb 2017 U	2017/02/24	2017/02/28
69342	Credit Suisse AG – HSI R Bear CBBC Feb 2017 E	2017/02/24	2017/02/28
63099	SGA Societe Generale Acceptance N.V. – HSI R Bull CBBC Feb 2017 A	2017/02/24	2017/02/28
69407	UBS AG – HSI R Bear CBBC Feb 2017 F	2017/02/24	2017/02/28
69353	Credit Suisse AG – HSI R Bear CBBC Feb 2017 F	2017/02/24	2017/02/28
67533	Macquarie Bank Ltd. – HSI R Bull CBBC Feb 2017 E	2017/02/24	2017/02/28
63101	SGA Societe Generale Acceptance N.V. – HSI R Bull CBBC Feb 2017 B	2017/02/24	2017/02/28
69457	SG Issuer – HSI R Bear CBBC Feb 2017 S	2017/02/24	2017/02/28
67098	Macquarie Bank Ltd. – HSI R Bull CBBC Feb 2017 C	2017/02/24	2017/02/28
64619	HK Bank – CSOP A50 ETF R Bear CBBC Feb 2017 A	2017/02/24	2017/02/28
66190	HK Bank – CNOOC R Bear CBBC Feb 2017 A	2017/02/24	2017/02/28
67547	BNP Paribas Arbit Issu B.V. – HSCEI R Bear CBBC Feb 2017 G	2017/02/24	2017/02/28
69521	UBS AG – HSI R Bear CBBC Feb 2017 G	2017/02/24	2017/02/28
69627	BNP Paribas Arbit Issu B.V. – HSI R Bear CBBC Feb 2017 Q	2017/02/24	2017/02/28
69340	Credit Suisse AG – HSCEI R Bear CBBC Feb 2017 A	2017/02/24	2017/02/28
60044	SG Issuer – HSI R Bear CBBC Feb 2017 W	2017/02/24	2017/02/28
68105	SG Issuer – HSCEI R Bear CBBC Feb 2017 E	2017/02/24	2017/02/28
69848	Goldman Sachs SP (Asia) – HSI R Bear CBBC Feb 2017 K	2017/02/24	2017/02/28
67784	BNP Paribas Arbit Issu B.V. – HSI R Bear CBBC Feb 2017 C	2017/02/24	2017/02/28
69927	Credit Suisse AG – HSI R Bear CBBC Feb 2017 K	2017/02/24	2017/02/28
65100	HK Bank – Sinopec Corp R Bull CBBC Feb 2017 A	2017/02/24	2017/02/28
65099	HK Bank – CNOOC R Bull CBBC Feb 2017 A	2017/02/24	2017/02/28
69367	UBS AG – HSI R Bull CBBC Feb 2017 P	2017/02/24	2017/02/28
66749	J P Morgan SP BV – HSI R Bear CBBC Feb 2017 N	2017/02/24	2017/02/28
68586	SG Issuer – HSI R Bear CBBC Feb 2017 X	2017/02/24	2017/02/28
69906	Credit Suisse AG – HSI R Bear CBBC Feb 2017 J	2017/02/24	2017/02/28
64400	HK Bank – HSI R Bull CBBC Oct 2017 O	2017/02/24	2017/02/27
68541	SG Issuer – HSI R Bear CBBC Feb 2017 V	2017/02/24	2017/02/28
69904	Credit Suisse AG – HSI R Bear CBBC Feb 2017 H	2017/02/24	2017/02/28
69556	HK Bank – HSI R Bull CBBC Feb 2017 B	2017/02/24	2017/02/28
68529	SG Issuer – HSI R Bear CBBC Feb 2017 U	2017/02/24	2017/02/28
68527	SG Issuer – HSI R Bear CBBC Feb 2017 T	2017/02/24	2017/02/28
69564	HK Bank – HSI R Bull CBBC Feb 2017 C	2017/02/24	2017/02/28
64159	HK Bank – CSOP A50 ETF R Bull CBBC Feb 2017 F	2017/02/24	2017/02/28
64088	HK Bank – TCH R Bull CBBC Feb 2017 A	2017/02/24	2017/02/28
68418	SG Issuer – HSI R Bear CBBC Feb 2017 Q	2017/02/24	2017/02/28
64486	SG Issuer – China Life R Bull CBBC Nov 2017 B	2017/02/24	2017/02/27
65659	J P Morgan SP BV – HSI R Bear CBBC Feb 2017 B	2017/02/24	2017/02/28
69905	Credit Suisse AG – HSI R Bear CBBC Feb 2017 I	2017/02/24	2017/02/28
66914	UBS AG – HSI R Bear CBBC Feb 2017 T	2017/02/24	2017/02/28
68562	UBS AG – HSI R Bull CBBC Feb 2017 M	2017/02/24	2017/02/28
65489	J P Morgan SP BV – HSI R Bear CBBC Feb 2017 A	2017/02/24	2017/02/28
69211	Credit Suisse AG – HSI R Bear CBBC Feb 2017 C	2017/02/24	2017/02/28
69055	Goldman Sachs SP (Asia) – HSI R Bear CBBC Feb 2017 E	2017/02/24	2017/02/28
69207	Credit Suisse AG – HSI R Bear CBBC Feb 2017 B	2017/02/24	2017/02/28
69054	Goldman Sachs SP (Asia) – HSI R Bear CBBC Feb 2017 D	2017/02/24	2017/02/28
63324	HK Bank – CNOOC R Bull CBBC Oct 2017 E	2017/02/27	2017/02/28
64941	Credit Suisse AG – HSI R Bull CBBC Jan 2018 U	2017/02/27	2017/02/28
64731	HK Bank – Tencent R Bull CBBC Jan 2018 G	2017/02/27	2017/02/28
64963	SG Issuer – HSI R Bull CBBC May 2018 L	2017/02/27	2017/02/28
64943	UBS AG – HSI R Bear CBBC Jun 2017 H	2017/02/27	2017/02/28
60224	SG Issuer – HSBC R Bull CBBC Mar 2018 E	2017/02/27	2017/02/28
64945	UBS AG – HSI R Bull CBBC Dec 2017 D	2017/02/27	2017/02/28
64981	J P Morgan SP BV – AIA R Bull CBBC Oct 2017 C	2017/02/27	2017/02/28
64857	UBS AG – HSI R Bull CBBC Sep 2017 Z	2017/02/27	2017/02/28
60176	J P Morgan SP BV – HSBC R Bull CBBC Jan 2018 C	2017/02/27	2017/02/28
64979	J P Morgan SP BV – Tencent R Bull CBBC Dec 2017 N	2017/02/27	2017/02/28
64965	J P Morgan SP BV – HSI R Bull CBBC Oct 2017 B	2017/02/27	2017/02/28
64891	Credit Suisse AG – HSI R Bull CBBC Jan 2018 T	2017/02/27	2017/02/28
64942	Credit Suisse AG – HSBC R Bull CBBC Mar 2018 A	2017/02/27	2017/02/28
64951	Goldman Sachs SP (Asia) – HSI R Bull CBBC Jan 2018 D	2017/02/27	2017/02/28
64966	J P Morgan SP BV – HSI R Bull CBBC Oct 2017 E	2017/02/27	2017/02/28
64977	J P Morgan SP BV – HSBC R Bull CBBC Jan 2018 D	2017/02/27	2017/02/28
64898	Goldman Sachs SP (Asia) – HSI R Bull CBBC Jan 2018 C	2017/02/27	2017/02/28
64930	HK Bank – Tencent R Bull CBBC Oct 2017 G	2017/02/27	2017/02/28
63638	UBS AG – HSBC R Bull CBBC Dec 2017 B	2017/02/27	2017/02/28
64162	HK Bank – CSOP A50 ETF R Bull CBBC Feb 2017 G	2017/02/27	2017/03/01
64722	HK Bank – BOCL R Bull CBBC Jan 2018 A	2017/02/27	2017/02/28
64847	J P Morgan SP BV – HSI R Bull CBBC Jan 2018 M	2017/02/27	2017/02/28
64668	BNP Paribas Arbit Issu B.V. – HSI R Bull CBBC Nov 2017 L	2017/02/27	2017/02/28
63890	HK Bank – HKEX R Bull CBBC Nov 2017 F	2017/02/27	2017/02/28
64729	HK Bank – HKEX R Bull CBBC Jan 2018 E	2017/02/27	2017/02/28
64640	Credit Suisse AG – HSI R Bull CBBC Jan 2018 N	2017/02/27	2017/02/28
64394	HK Bank – HSI R Bull CBBC Nov 2017 Q	2017/02/27	2017/02/28
64550	SG Issuer – HSI R Bull CBBC Apr 2018 T	2017/02/27	2017/02/28
64548	SG Issuer – HSI R Bull CBBC Apr 2018 S	2017/02/27	2017/02/28
64529	UBS AG – HKEX R Bull CBBC Oct 2017 C	2017/02/27	2017/02/28
69954	Credit Suisse AG – HKEX R Bear CBBC Feb 2017 A	2017/02/27	2017/03/01
64528	UBS AG – HKEX R Bull CBBC Nov 2017 A	2017/02/27	2017/02/28
64523	UBS AG – HSI R Bull CBBC Jan 2018 E	2017/02/27	2017/02/28
68963	Credit Suisse AG – HSBC R Bull CBBC Dec 2017 D	2017/02/27	2017/02/28
64825	J P Morgan SP BV – Tencent R Bull CBBC Nov 2017 N	2017/02/27	2017/02/28
64817	SG Issuer – HSI R Bull CBBC Apr 2018 U	2017/02/27	2017/02/28

List of expired CBBC, 2017 (continued)

Code	CBBC	Last trading date	Delisted date
64735	Bank of East Asia – HKEX R Bull CBBC Feb 2018 B	2017/02/27	2017/02/28
64785	Credit Suisse AG – Tencent R Bull CBBC Dec 2017 C	2017/02/27	2017/02/28
64267	J P Morgan SP BV – Ping An R Bull CBBC Nov 2017 F	2017/02/27	2017/02/28
64318	SG Issuer – HKEX R Bull CBBC May 2018 A	2017/02/27	2017/02/28
64265	J P Morgan SP BV – China Life R Bull CBBC Nov 2017 E	2017/02/27	2017/02/28
64777	Credit Suisse AG – HSI R Bull CBBC Jan 2018 Q	2017/02/27	2017/02/28
63946	J P Morgan SP BV – HKEX R Bull CBBC Nov 2017 K	2017/02/27	2017/02/28
64757	UBS AG – HSI R Bull CBBC Sep 2017 O	2017/02/27	2017/02/28
64049	Credit Suisse AG – HKEX R Bull CBBC Dec 2017 D	2017/02/27	2017/02/28
64118	HK Bank – Ping An R Bull CBBC Nov 2017 E	2017/02/28	2017/03/01
64475	HK Bank – HSI R Bull CBBC Dec 2017 J	2017/02/28	2017/03/01
64095	J P Morgan SP BV – PetCh R Bull CBBC Nov 2017 B	2017/02/28	2017/03/01
64087	J P Morgan SP BV – HKEX R Bull CBBC Oct 2017 J	2017/02/28	2017/03/01
64995	Credit Suisse AG – Geely Auto R Bull CBBC Dec 2017 D	2017/02/28	2017/03/01
63845	J P Morgan SP BV – HKEX R Bull CBBC Dec 2017 J	2017/02/28	2017/03/01
64175	Credit Suisse AG – China Life R Bull CBBC Dec 2017 A	2017/02/28	2017/03/01
64996	Credit Suisse AG – HSI R Bear CBBC May 2017 W	2017/02/28	2017/03/01
65001	Goldman Sachs SP (Asia) – HSI R Bull CBBC Jan 2018 E	2017/02/28	2017/03/01
65005	BNP Paribas Arbit Issu B.V. – HSI R Bear CBBC May 2017 R	2017/02/28	2017/03/01
65031	UBS AG – HSI R Bull CBBC Jan 2018 K	2017/02/28	2017/03/01
65018	J P Morgan SP BV – HSI R Bull CBBC Oct 2017 R	2017/02/28	2017/03/01
65019	J P Morgan SP BV – HSI R Bull CBBC Jan 2018 N	2017/02/28	2017/03/01
65064	SG Issuer – HSI R Bull CBBC Aug 2018 A	2017/02/28	2017/03/01
65043	UBS AG – HSI R Bear CBBC May 2017 N	2017/02/28	2017/03/01
65048	SG Issuer – HSI R Bear CBBC Jul 2017 T	2017/02/28	2017/03/01
65062	SG Issuer – HSI R Bull CBBC Jul 2018 A	2017/02/28	2017/03/01
63885	HK Bank – HKEX R Bull CBBC Jan 2018 D	2017/02/28	2017/03/01
64727	HK Bank – Tencent R Bull CBBC Mar 2018 B	2017/02/28	2017/03/01
64872	UBS AG – Tencent R Bull CBBC Sep 2017 D	2017/02/28	2017/03/01
64782	Credit Suisse AG – Tencent R Bull CBBC Dec 2017 B	2017/02/28	2017/03/01
64858	UBS AG – HSI R Bull CBBC Jan 2018 J	2017/02/28	2017/03/01
64994	Credit Suisse AG – HSI R Bull CBBC Jan 2018 V	2017/02/28	2017/03/01
61221	Haitong Int'l Sec – CNOOC R Bull CBBC Oct 2017 A	2017/02/28	2017/03/01
64992	SG Issuer – Tencent R Bull CBBC Dec 2017 B	2017/02/28	2017/03/01
64775	Credit Suisse AG – HSI R Bull CBBC Jan 2018 P	2017/02/28	2017/03/01
64764	UBS AG – HSI R Bull CBBC Sep 2017 R	2017/02/28	2017/03/01
64908	SG Issuer – HSI R Bull CBBC Apr 2018 Y	2017/02/28	2017/03/01
64920	J P Morgan SP BV – Tencent R Bull CBBC Oct 2017 K	2017/02/28	2017/03/01
64926	J P Morgan SP BV – HSI R Bull CBBC Oct 2017 Q	2017/02/28	2017/03/01
64586	J P Morgan SP BV – HSI R Bull CBBC Oct 2017 Z	2017/02/28	2017/03/01
64991	SG Issuer – Tencent R Bull CBBC Nov 2017 G	2017/02/28	2017/03/01
64547	SG Issuer – HSI R Bull CBBC Apr 2018 L	2017/02/28	2017/03/01
63172	Credit Suisse AG – SMIC R Bull CBBC Nov 2017 B	2017/02/28	2017/03/01
64067	UBS AG – Petrochina R Bull CBBC Oct 2017 C	2017/02/28	2017/03/01
64199	UBS AG – HKEX R Bull CBBC Sep 2017 F	2017/02/28	2017/03/01
64673	BNP Paribas Arbit Issu B.V. – HSI R Bull CBBC Dec 2017 F	2017/02/28	2017/03/01
64838	Goldman Sachs SP (Asia) – HSI R Bull CBBC Jan 2018 A	2017/02/28	2017/03/01
65119	Credit Suisse AG – HSI R Bull CBBC Jan 2018 X	2017/03/01	2017/03/02
65135	UBS AG – HSI R Bull CBBC Dec 2017 E	2017/03/01	2017/03/02
62430	SG Issuer – Galaxy R Bear CBBC Oct 2018 A	2017/03/01	2017/03/02
65112	J P Morgan SP BV – COVS R Bull CBBC Dec 2017 B	2017/03/01	2017/03/02
65125	Credit Suisse AG – HSI R Bull CBBC Jan 2018 Y	2017/03/01	2017/03/02
64827	J P Morgan SP BV – Tencent R Bull CBBC Dec 2017 M	2017/03/01	2017/03/02
64802	Credit Suisse AG – CCB R Bull CBBC Jan 2018 A	2017/03/01	2017/03/02
63960	J P Morgan SP BV – CNOOC R Bull CBBC Dec 2017 A	2017/03/01	2017/03/02
65113	J P Morgan SP BV – Tencent R Bull CBBC Oct 2017 L	2017/03/01	2017/03/02
65137	UBS AG – HSI R Bull CBBC Nov 2017 L	2017/03/01	2017/03/02
65136	UBS AG – HSBC R Bull CBBC Dec 2017 D	2017/03/01	2017/03/02
65097	SG Issuer – HSI R Bull CBBC Aug 2018 B	2017/03/01	2017/03/02
64306	SG Issuer – CP&CC R Bull CBBC Feb 2018 A	2017/03/01	2017/03/02
65102	J P Morgan SP BV – HSI R Bull CBBC Feb 2018 P	2017/03/01	2017/03/02
64339	J P Morgan SP BV – Geely Auto R Bull CBBC Dec 2017 E	2017/03/01	2017/03/02
65093	SG Issuer – HSI R Bull CBBC Jul 2018 B	2017/03/01	2017/03/02
65077	Goldman Sachs SP (Asia) – HSI R Bull CBBC Jan 2018 G	2017/03/01	2017/03/02
65075	SG Issuer – A50 R Bull CBBC Nov 2017 B	2017/03/01	2017/03/02
64648	Credit Suisse AG – HSI R Bull CBBC Jan 2018 O	2017/03/01	2017/03/02
64461	HK Bank – Tencent R Bull CBBC Nov 2017 F	2017/03/01	2017/03/02
63690	Credit Suisse AG – Sands China R Bear CBBC Dec 2017 C	2017/03/01	2017/03/02
64626	Credit Suisse AG – Tencent R Bull CBBC Dec 2017 A	2017/03/01	2017/03/02
64612	Credit Suisse AG – BOCL R Bull CBBC Dec 2017 A	2017/03/01	2017/03/02
64744	Bank of East Asia – CNOOC R Bull CBBC Feb 2018 A	2017/03/01	2017/03/02
65084	Goldman Sachs SP (Asia) – HSI R Bull CBBC Jan 2018 H	2017/03/01	2017/03/02
60092	Credit Suisse AG – Galaxy Ent R Bear CBBC Aug 2017 A	2017/03/01	2017/03/02
68690	SG Issuer – CNOOC R Bull CBBC Aug 2017 A	2017/03/01	2017/03/02
69429	HK Bank – PetCh R Bull CBBC Jan 2018 A	2017/03/01	2017/03/02
69174	HK Bank – Galaxy Ent R Bear CBBC Jan 2018 B	2017/03/01	2017/03/02
67801	HK Bank – Tencent R Bull CBBC Mar 2017 A	2017/03/01	2017/03/03
64451	HK Bank – HSCEI R Bull CBBC Oct 2017 F	2017/03/02	2017/03/03
65171	J P Morgan SP BV – HSI R Bull CBBC Feb 2018 Q	2017/03/02	2017/03/03
65071	HK Bank – Sands China R Bear CBBC Dec 2017 C	2017/03/02	2017/03/03
64292	HK Bank – HSI R Bull CBBC Dec 2017 I	2017/03/02	2017/03/03
65057	SG Issuer – HSI R Bear CBBC Aug 2017 D	2017/03/02	2017/03/03
64769	UBS AG – HKEX R Bull CBBC Nov 2017 B	2017/03/02	2017/03/03
65161	Goldman Sachs SP (Asia) – HSI R Bull CBBC Jan 2018 I	2017/03/02	2017/03/03
65138	BNP Paribas Arbit Issu B.V. – HSI R Bull CBBC Nov 2017 O	2017/03/02	2017/03/03
65141	BNP Paribas Arbit Issu B.V. – HSI R Bull CBBC Dec 2017 E	2017/03/02	2017/03/03
64217	UBS AG – HSI R Bull CBBC Dec 2017 W	2017/03/02	2017/03/03

List of expired CBBC, 2017 (continued)

Code	CBBC	Last trading date	Delisted date
65165	Credit Suisse AG – HSI R Bull CBBC Jan 2018 Z	2017/03/02	2017/03/03
65163	UBS AG – HSI R Bull CBBC Jan 2018 L	2017/03/02	2017/03/03
63109	HK Bank – China Mobile R Bull CBBC Nov 2017 B	2017/03/02	2017/03/03
65180	SG Issuer – HSI R Bull CBBC Jul 2018 C	2017/03/02	2017/03/03
65176	J P Morgan SP BV – China Mobile R Bull CBBC Jan 2018 A	2017/03/02	2017/03/03
64917	SG Issuer – Sands R Bear CBBC Feb 2018 C	2017/03/02	2017/03/03
64176	Credit Suisse AG – HSI R Bull CBBC Jan 2018 K	2017/03/02	2017/03/03
64875	UBS AG – HSCEI R Bull CBBC Nov 2017 E	2017/03/02	2017/03/03
64221	Goldman Sachs SP (Asia) – HSI R Bull CBBC Oct 2017 L	2017/03/02	2017/03/03
64238	SG Issuer – HSI R Bull CBBC May 2018 K	2017/03/02	2017/03/03
63399	HK Bank – Galaxy Ent R Bear CBBC Jul 2017 C	2017/03/02	2017/03/03
64241	BNP Paribas Arbit Issu B.V. – HSI R Bull CBBC Nov 2017 M	2017/03/02	2017/03/03
64712	HK Bank – CC Bank R Bull CBBC Jan 2018 A	2017/03/02	2017/03/03
63993	J P Morgan SP BV – Galaxy Ent R Bear CBBC Aug 2017 A	2017/03/02	2017/03/03
65126	UBS AG – HSI R Bear CBBC Jun 2017 I	2017/03/02	2017/03/03
63822	SG Issuer – HKEK R Bull CBBC Feb 2018 B	2017/03/02	2017/03/03
63021	Bank of East Asia – Great Wall Motor R Bull CBBC Mar 2017 A	2017/03/02	2017/03/06
64621	Credit Suisse AG – ICBC R Bull CBBC Dec 2017 A	2017/03/02	2017/03/03
64119	HK Bank – CSOP A50 ETF R Bull CBBC Nov 2017 A	2017/03/02	2017/03/03
64120	HK Bank – A50 R Bull CBBC Nov 2017 A	2017/03/02	2017/03/03
64268	J P Morgan SP BV – HSI R Bull CBBC Oct 2017 F	2017/03/02	2017/03/03
63254	Haitong Int'l Sec – SMIC R Bull CBBC Oct 2017 A	2017/03/02	2017/03/03
65098	J P Morgan SP BV – HSI R Bear CBBC Jul 2017 H	2017/03/02	2017/03/03
64042	Credit Suisse AG – HSI R Bull CBBC Dec 2017 E	2017/03/03	2017/03/06
64345	J P Morgan SP BV – HSI R Bull CBBC Jan 2018 T	2017/03/03	2017/03/06
64985	SG Issuer – Ping An R Bull CBBC Nov 2017 E	2017/03/03	2017/03/06
69548	HK Bank – A50 R Bull CBBC Mar 2017 E	2017/03/03	2017/03/07
67380	HK Bank – CSOP A50 ETF R Bull CBBC Mar 2017 F	2017/03/03	2017/03/07
64080	J P Morgan SP BV – HSI R Bull CBBC Dec 2017 G	2017/03/03	2017/03/06
64371	SG Issuer – HSI R Bull CBBC Apr 2018 K	2017/03/03	2017/03/06
65086	SG Issuer – CSA50 R Bull CBBC Nov 2017 A	2017/03/03	2017/03/06
64070	SG Issuer – HSI R Bull CBBC May 2018 I	2017/03/03	2017/03/06
64057	UBS AG – HSI R Bull CBBC Dec 2017 R	2017/03/03	2017/03/06
64354	Credit Suisse AG – HSI R Bull CBBC Jan 2018 L	2017/03/03	2017/03/06
66191	HK Bank – CNOOC R Bear CBBC Mar 2017 A	2017/03/03	2017/03/07
64030	Goldman Sachs SP (Asia) – HSI R Bull CBBC Nov 2017 R	2017/03/03	2017/03/06
68369	HK Bank – CRRC R Bull CBBC Mar 2017 A	2017/03/03	2017/03/07
64350	Goldman Sachs SP (Asia) – HSI R Bull CBBC Jan 2018 Y	2017/03/03	2017/03/06
63912	Goldman Sachs SP (Asia) – HSI R Bull CBBC Nov 2017 I	2017/03/03	2017/03/06
63795	Credit Suisse AG – HKEK R Bull CBBC Dec 2017 C	2017/03/03	2017/03/06
63790	UBS AG – HKEK R Bull CBBC Sep 2017 E	2017/03/03	2017/03/06
64556	J P Morgan SP BV – HS H-SH ETF R Bull CBBC Jan 2018 A	2017/03/03	2017/03/06
64559	J P Morgan SP BV – A50 China R Bull CBBC Jan 2018 B	2017/03/03	2017/03/06
64560	J P Morgan SP BV – ICBC R Bull CBBC Jan 2018 A	2017/03/03	2017/03/06
64561	J P Morgan SP BV – BOCL R Bull CBBC Jan 2018 A	2017/03/03	2017/03/06
64562	J P Morgan SP BV – CC Bank R Bull CBBC Jan 2018 A	2017/03/03	2017/03/06
64584	J P Morgan SP BV – Tencent R Bull CBBC Aug 2017 F	2017/03/03	2017/03/06
64587	J P Morgan SP BV – HSI R Bull CBBC Nov 2017 R	2017/03/03	2017/03/06
63830	J P Morgan SP BV – China Life R Bull CBBC Dec 2017 D	2017/03/03	2017/03/06
64524	UBS AG – HSI R Bull CBBC Jan 2018 F	2017/03/03	2017/03/06
62770	HK Bank – HS H-SH ETF R Bull CBBC Mar 2017 A	2017/03/03	2017/03/07
64869	UBS AG – Tencent R Bull CBBC Oct 2017 C	2017/03/03	2017/03/06
64738	Bank of East Asia – Tencent R Bull CBBC Feb 2018 B	2017/03/03	2017/03/06
65675	Bank of East Asia – COVS R Bear CBBC Mar 2017 A	2017/03/03	2017/03/07
63927	UBS AG – HSI R Bull CBBC Sep 2017 M	2017/03/03	2017/03/06
62788	Credit Suisse AG – PICC P&C R Bull CBBC Dec 2017 D	2017/03/03	2017/03/06
63944	Credit Suisse AG – HSI R Bull CBBC Jan 2018 G	2017/03/03	2017/03/06
62658	J P Morgan SP BV – PICC P&C R Bull CBBC Jan 2018 B	2017/03/03	2017/03/06
64457	HK Bank – Tencent R Bull CBBC Jan 2018 F	2017/03/03	2017/03/06
64842	J P Morgan SP BV – HSCEI R Bull CBBC Apr 2018 A	2017/03/03	2017/03/06
63962	J P Morgan SP BV – HKEK R Bull CBBC Oct 2017 I	2017/03/03	2017/03/06
64096	J P Morgan SP BV – CSOP A50 ETF R Bull CBBC Mar 2018 A	2017/03/03	2017/03/06
64897	Credit Suisse AG – HSCEI R Bull CBBC Dec 2017 D	2017/03/03	2017/03/06
63975	HK Bank – HSI R Bull CBBC Nov 2017 P	2017/03/03	2017/03/06
64018	BNP Paribas Arbit Issu B.V. – HSI R Bull CBBC Dec 2017 B	2017/03/03	2017/03/06
64387	BNP Paribas Arbit Issu B.V. – HSCEI R Bull CBBC Dec 2017 F	2017/03/03	2017/03/06
64680	Haitong Int'l Sec – HSI R Bull CBBC Jan 2018 B	2017/03/03	2017/03/06
64235	SG Issuer – HSI R Bull CBBC May 2018 J	2017/03/03	2017/03/06
64319	UBS AG – HSI R Bull CBBC Nov 2017 P	2017/03/03	2017/03/06
65181	BNP Paribas Arbit Issu B.V. – HSI R Bull CBBC May 2018 A	2017/03/03	2017/03/06
65226	UBS AG – HSI R Bull CBBC Jan 2018 M	2017/03/03	2017/03/06
64293	HK Bank – China Shenhua R Bull CBBC Nov 2017 A	2017/03/03	2017/03/06
65200	Credit Suisse AG – HSI R Bull CBBC Jan 2018 I	2017/03/03	2017/03/06
65211	J P Morgan SP BV – HSI R Bull CBBC Feb 2018 R	2017/03/03	2017/03/06
64151	Credit Suisse AG – HSI R Bull CBBC Jan 2018 J	2017/03/03	2017/03/06
65233	SG Issuer – HSI R Bull CBBC Apr 2018 X	2017/03/03	2017/03/06
60824	Credit Suisse AG – China Mobile R Bull CBBC Nov 2017 C	2017/03/03	2017/03/06
65222	J P Morgan SP BV – CUni R Bull CBBC Nov 2017 B	2017/03/03	2017/03/06
65294	J P Morgan SP BV – HSI R Bull CBBC Jan 2018 O	2017/03/06	2017/03/07
65312	UBS AG – HSI R Bull CBBC Jan 2018 N	2017/03/06	2017/03/07
65259	Goldman Sachs SP (Asia) – HSI R Bull CBBC Feb 2018 C	2017/03/06	2017/03/07
65292	Credit Suisse AG – HSI R Bull CBBC Jan 2018 M	2017/03/06	2017/03/07
65073	Bank of East Asia – China Mobile R Bull CBBC Dec 2017 D	2017/03/06	2017/03/07
65301	UBS AG – HSI R Bull CBBC Oct 2017 J	2017/03/06	2017/03/07
65320	SG Issuer – HSI R Bull CBBC Jul 2018 G	2017/03/06	2017/03/07
65283	SG Issuer – HSI R Bull CBBC Jul 2018 F	2017/03/06	2017/03/07
65319	SG Issuer – HSI R Bull CBBC Apr 2018 V	2017/03/06	2017/03/07

List of expired CBBC, 2017 (continued)

Code	CBBC	Last trading date	Delisted date
65234	BNP Paribas Arbit Issu B.V. – HSI R Bull CBBC May 2018 B	2017/03/06	2017/03/07
65343	Goldman Sachs SP (Asia) – HSI R Bull CBBC Feb 2018 D	2017/03/07	2017/03/08
65334	BNP Paribas Arbit Issu B.V. – HSI R Bull CBBC May 2018 C	2017/03/07	2017/03/08
65344	Credit Suisse AG – HSI R Bull CBBC Jan 2018 R	2017/03/07	2017/03/08
65382	UBS AG – HSI R Bull CBBC Dec 2017 P	2017/03/07	2017/03/08
60013	Bank of East Asia – Sinopec Corp R Bull CBBC Mar 2017 A	2017/03/07	2017/03/09
65376	J P Morgan SP BV – Tencent R Bear CBBC Dec 2017 C	2017/03/07	2017/03/08
65350	Credit Suisse AG – HSI R Bull CBBC Jan 2018 S	2017/03/07	2017/03/08
65383	UBS AG – HSI R Bull CBBC Jan 2018 O	2017/03/07	2017/03/08
65365	J P Morgan SP BV – HSI R Bull CBBC Nov 2017 I	2017/03/07	2017/03/08
65402	SG Issuer – HSI R Bull CBBC Jul 2018 H	2017/03/07	2017/03/08
61169	SG Issuer – CMob R Bull CBBC Dec 2017 C	2017/03/07	2017/03/08
65577	HK Bank – A50 R Bull CBBC Mar 2017 D	2017/03/07	2017/03/09
65573	HK Bank – CSOP A50 ETF R Bull CBBC Mar 2017 E	2017/03/07	2017/03/09
65398	SG Issuer – HSI R Bull CBBC Apr 2018 S	2017/03/07	2017/03/08
65420	Credit Suisse AG – HSI R Bull CBBC Jan 2018 N	2017/03/08	2017/03/09
65435	J P Morgan SP BV – HSI R Bull CBBC Apr 2018 C	2017/03/08	2017/03/09
65434	J P Morgan SP BV – HSI R Bear CBBC Jul 2017 R	2017/03/08	2017/03/09
65433	SG Issuer – HSI R Bull CBBC Aug 2018 C	2017/03/08	2017/03/09
65428	UBS AG – HSI R Bull CBBC Jan 2018 P	2017/03/08	2017/03/09
65377	J P Morgan SP BV – HSI R Bear CBBC Jul 2017 P	2017/03/08	2017/03/09
65403	BNP Paribas Arbit Issu B.V. – HSI R Bear CBBC Feb 2018 K	2017/03/08	2017/03/09
65425	Goldman Sachs SP (Asia) – HSI R Bull CBBC Feb 2018 E	2017/03/08	2017/03/09
65385	UBS AG – HSI R Bear CBBC Jun 2017 Q	2017/03/08	2017/03/09
65390	Goldman Sachs SP (Asia) – HSI R Bear CBBC Jun 2017 G	2017/03/08	2017/03/09
65391	SG Issuer – HSI R Bear CBBC Jul 2017 E	2017/03/08	2017/03/09
65414	HK Bank – Tencent R Bear CBBC Mar 2018 B	2017/03/08	2017/03/09
65427	UBS AG – HSI R Bear CBBC Jun 2017 S	2017/03/08	2017/03/09
65364	Credit Suisse AG – HSI R Bear CBBC Jun 2017 K	2017/03/08	2017/03/09
64573	J P Morgan SP BV – Geely Auto R Bear CBBC Aug 2018 A	2017/03/08	2017/03/09
65332	HK Bank – Geely Auto R Bear CBBC Mar 2018 C	2017/03/08	2017/03/09
65466	Credit Suisse AG – HSI R Bull CBBC Jan 2018 Q	2017/03/09	2017/03/10
65503	SG Issuer – HSI R Bull CBBC May 2018 M	2017/03/09	2017/03/10
65471	Goldman Sachs SP (Asia) – HSI R Bull CBBC Jan 2018 J	2017/03/09	2017/03/10
60232	SG Issuer – PetroChina R Bull CBBC Oct 2017 C	2017/03/09	2017/03/10
63797	Goldman Sachs SP (Asia) – HSI R Bull CBBC Nov 2017 W	2017/03/09	2017/03/10
65198	Goldman Sachs SP (Asia) – HSI R Bull CBBC Jan 2018 F	2017/03/09	2017/03/10
63805	SG Issuer – HSI R Bull CBBC May 2018 F	2017/03/09	2017/03/10
60448	J P Morgan SP BV – Sinopec Corp R Bull CBBC Nov 2017 A	2017/03/09	2017/03/10
69769	UBS AG – Petrochina R Bull CBBC Oct 2017 A	2017/03/09	2017/03/10
65473	BNP Paribas Arbit Issu B.V. – HSI R Bull CBBC May 2018 D	2017/03/09	2017/03/10
65459	HK Bank – Galaxy Ent R Bull CBBC Mar 2018 A	2017/03/09	2017/03/10
65457	HK Bank – HKEX R Bull CBBC Mar 2018 B	2017/03/09	2017/03/10
65450	HK Bank – HSI R Bull CBBC Oct 2017 P	2017/03/09	2017/03/10
64607	Credit Suisse AG – CCB R Bull CBBC Dec 2017 A	2017/03/09	2017/03/10
63786	UBS AG – HSI R Bull CBBC Nov 2017 Y	2017/03/09	2017/03/10
63772	Credit Suisse AG – HSI R Bull CBBC Jan 2018 E	2017/03/09	2017/03/10
63896	BNP Paribas Arbit Issu B.V. – HSI R Bull CBBC Nov 2017 I	2017/03/09	2017/03/10
67252	HK Bank – CNOOC R Bull CBBC Oct 2017 A	2017/03/09	2017/03/10
63891	HK Bank – HKEX R Bull CBBC Feb 2018 B	2017/03/09	2017/03/10
64043	Credit Suisse AG – HSI R Bull CBBC Jan 2018 H	2017/03/09	2017/03/10
64678	Haitong Int'l Sec – HSI R Bull CBBC Jan 2018 A	2017/03/09	2017/03/10
64254	UBS AG – HSCEI R Bull CBBC Sep 2017 G	2017/03/09	2017/03/10
65495	UBS AG – HSI R Bull CBBC Sep 2017 A	2017/03/09	2017/03/10
64060	UBS AG – HSI R Bull CBBC Sep 2017 Y	2017/03/09	2017/03/10
64271	J P Morgan SP BV – HSI R Bull CBBC Nov 2017 H	2017/03/09	2017/03/10
63966	SG Issuer – HSI R Bull CBBC May 2018 H	2017/03/09	2017/03/10
65491	J P Morgan SP BV – HSBC R Bull CBBC Dec 2017 F	2017/03/09	2017/03/10
65483	J P Morgan SP BV – HSI R Bull CBBC Feb 2018 S	2017/03/09	2017/03/10
63867	HK Bank – HSI R Bull CBBC Oct 2017 N	2017/03/09	2017/03/10
64478	SG Issuer – CCB R Bull CBBC Nov 2017 A	2017/03/09	2017/03/10
65467	Credit Suisse AG – HSI R Bull CBBC Jan 2018 T	2017/03/09	2017/03/10
64081	J P Morgan SP BV – HSI R Bull CBBC Nov 2017 L	2017/03/09	2017/03/10
60503	HK Bank – Sinopec Corp R Bull CBBC Dec 2017 B	2017/03/10	2017/03/13
65562	SG Issuer – HSI R Bear CBBC Jul 2017 G	2017/03/10	2017/03/13
65564	SG Issuer – HSI R Bull CBBC Jul 2018 I	2017/03/10	2017/03/13
65558	J P Morgan SP BV – HSI R Bear CBBC Jul 2017 T	2017/03/10	2017/03/13
65550	J P Morgan SP BV – HSI R Bull CBBC Feb 2018 T	2017/03/10	2017/03/13
64912	SG Issuer – Geely Auto R Bear CBBC Aug 2017 B	2017/03/10	2017/03/13
65547	Credit Suisse AG – HSI R Bear CBBC Jun 2017 O	2017/03/10	2017/03/13
61868	J P Morgan SP BV – AIA R Bull CBBC Mar 2017 B	2017/03/10	2017/03/13
63936	Credit Suisse AG – HSI R Bull CBBC Jan 2018 F	2017/03/10	2017/03/13
65535	Credit Suisse AG – HSI R Bull CBBC Jan 2018 U	2017/03/10	2017/03/13
65530	BNP Paribas Arbit Issu B.V. – HSI R Bear CBBC Feb 2018 N	2017/03/10	2017/03/13
64103	J P Morgan SP BV – China Shenhua R Bull CBBC Jan 2018 A	2017/03/10	2017/03/13
65505	BNP Paribas Arbit Issu B.V. – HSI R Bull CBBC May 2018 E	2017/03/10	2017/03/13
65508	BNP Paribas Arbit Issu B.V. – HSCEI R Bull CBBC Dec 2017 G	2017/03/10	2017/03/13
65549	Goldman Sachs SP (Asia) – HSI R Bear CBBC Jun 2017 K	2017/03/10	2017/03/13
69412	J P Morgan SP BV – PetCh R Bull CBBC Oct 2017 A	2017/03/10	2017/03/13
63480	HK Bank – Geely Auto R Bear CBBC Feb 2018 C	2017/03/10	2017/03/13
61504	Bank of East Asia – PetCh R Bull CBBC Jan 2018 A	2017/03/10	2017/03/13
63513	Credit Suisse AG – Geely Auto R Bear CBBC Nov 2017 A	2017/03/10	2017/03/13
68732	J P Morgan SP BV – CC Bank R Bull CBBC Mar 2017 A	2017/03/10	2017/03/13
65569	UBS AG – HSI R Bull CBBC Sep 2017 O	2017/03/10	2017/03/13
65566	SG Issuer – HSI R Bull CBBC Aug 2018 E	2017/03/10	2017/03/13
64307	SG Issuer – CShen R Bull CBBC Dec 2017 A	2017/03/10	2017/03/13
67209	J P Morgan SP BV – CNOOC R Bull CBBC Sep 2017 A	2017/03/10	2017/03/13

List of expired CBBC, 2017 (continued)

Code	CBBC	Last trading date	Delisted date
68725	J P Morgan SP BV – CSOP A50 ETF R Bull CBBC Mar 2017 A	2017/03/10	2017/03/13
65518	Goldman Sachs SP (Asia) – HSI R Bull CBBC Jan 2018 K	2017/03/10	2017/03/13
68659	Haitong Int'l Sec – CNOOC R Bull CBBC Oct 2017 C	2017/03/10	2017/03/13
63928	UBS AG – HSI R Bull CBBC Sep 2017 X	2017/03/10	2017/03/13
64574	J P Morgan SP BV – Geely Auto R Bear CBBC Sep 2017 A	2017/03/10	2017/03/13
65574	UBS AG – HSI R Bull CBBC Jan 2018 Q	2017/03/10	2017/03/13
64298	Bank of East Asia – China Shenhua R Bull CBBC Feb 2018 A	2017/03/10	2017/03/13
63977	HK Bank – HSCEI R Bull CBBC Nov 2017 D	2017/03/10	2017/03/13
63327	Credit Suisse AG – China Shenhua R Bull CBBC Oct 2017 A	2017/03/10	2017/03/13
65582	UBS AG – HSI R Bear CBBC Jun 2017 X	2017/03/10	2017/03/13
63811	SG Issuer – HKEX R Bull CBBC Mar 2018 A	2017/03/10	2017/03/13
66101	J P Morgan SP BV – HKEX R Bear CBBC Mar 2017 B	2017/03/10	2017/03/13
63881	HK Bank – Geely Auto R Bear CBBC Mar 2018 A	2017/03/13	2017/03/14
65631	J P Morgan SP BV – HSI R Bull CBBC Jan 2018 P	2017/03/13	2017/03/14
65636	J P Morgan SP BV – Geely Auto R Bear CBBC Dec 2017 A	2017/03/13	2017/03/14
65529	BNP Paribas Arbit Issu B.V. – HSI R Bear CBBC Feb 2018 M	2017/03/13	2017/03/14
65619	SG Issuer – HSI R Bear CBBC Aug 2017 O	2017/03/13	2017/03/14
65524	HK Bank – HSI R Bear CBBC Sep 2017 F	2017/03/13	2017/03/14
65526	HK Bank – HSCEI R Bear CBBC Sep 2017 B	2017/03/13	2017/03/14
65627	J P Morgan SP BV – HSI R Bear CBBC Jul 2017 W	2017/03/13	2017/03/14
65610	UBS AG – HSI R Bull CBBC Oct 2017 J	2017/03/13	2017/03/14
65606	UBS AG – HSI R Bear CBBC Jul 2017 C	2017/03/13	2017/03/14
65548	Goldman Sachs SP (Asia) – HSI R Bear CBBC Jun 2017 J	2017/03/13	2017/03/14
63518	Credit Suisse AG – Geely Auto R Bear CBBC Nov 2017 B	2017/03/13	2017/03/14
65603	Credit Suisse AG – HSI R Bear CBBC Jun 2017 Q	2017/03/13	2017/03/14
65602	Credit Suisse AG – HSI R Bear CBBC Jun 2017 P	2017/03/13	2017/03/14
65598	Goldman Sachs SP (Asia) – HSI R Bear CBBC Jul 2017 I	2017/03/13	2017/03/14
65595	Goldman Sachs SP (Asia) – HSI R Bull CBBC Jan 2018 L	2017/03/13	2017/03/14
65593	HK Bank – HSI R Bull CBBC Oct 2017 Q	2017/03/13	2017/03/14
65583	UBS AG – HSI R Bear CBBC Jun 2017 Y	2017/03/13	2017/03/14
65559	J P Morgan SP BV – HSI R Bear CBBC Jul 2017 U	2017/03/13	2017/03/14
65563	SG Issuer – HSI R Bear CBBC Aug 2017 N	2017/03/13	2017/03/14
65604	Credit Suisse AG – Geely Auto R Bear CBBC Nov 2017 C	2017/03/13	2017/03/14
65347	Credit Suisse AG – Tencent R Bear CBBC Nov 2017 C	2017/03/13	2017/03/14
65468	Credit Suisse AG – HSI R Bear CBBC Jun 2017 M	2017/03/13	2017/03/14
65472	Goldman Sachs SP (Asia) – HSI R Bear CBBC Jun 2017 I	2017/03/13	2017/03/14
65481	J P Morgan SP BV – HSI R Bear CBBC Jul 2017 S	2017/03/13	2017/03/14
65492	UBS AG – HSI R Bear CBBC Jun 2017 U	2017/03/13	2017/03/14
65025	J P Morgan SP BV – Tencent R Bear CBBC Nov 2017 K	2017/03/13	2017/03/14
65498	UBS AG – HSI R Bear CBBC Jun 2017 W	2017/03/13	2017/03/14
65519	HK Bank – HSI R Bear CBBC Oct 2017 J	2017/03/13	2017/03/14
65426	Goldman Sachs SP (Asia) – HSI R Bear CBBC Jun 2017 H	2017/03/13	2017/03/14
64913	SG Issuer – Geely Auto R Bear CBBC Sep 2017 A	2017/03/13	2017/03/14
65537	Credit Suisse AG – HSI R Bear CBBC Jun 2017 N	2017/03/13	2017/03/14
65500	SG Issuer – HSI R Bear CBBC Jul 2017 F	2017/03/13	2017/03/14
65419	Credit Suisse AG – HSI R Bear CBBC Jun 2017 L	2017/03/13	2017/03/14
65392	SG Issuer – HSI R Bear CBBC Aug 2017 K	2017/03/13	2017/03/14
65629	J P Morgan SP BV – HSI R Bear CBBC Jul 2017 X	2017/03/14	2017/03/15
65388	UBS AG – HSI R Bear CBBC Jun 2017 R	2017/03/14	2017/03/15
65405	BNP Paribas Arbit Issu B.V. – HSI R Bear CBBC Feb 2018 L	2017/03/14	2017/03/15
65407	HK Bank – HSI R Bear CBBC Oct 2017 I	2017/03/14	2017/03/15
65432	SG Issuer – HSI R Bear CBBC Aug 2017 L	2017/03/14	2017/03/15
65034	Bank of East Asia – TCH R Bull CBBC Mar 2017 B	2017/03/14	2017/03/16
65665	SG Issuer – HSI R Bear CBBC Jul 2017 H	2017/03/14	2017/03/15
65671	UBS AG – HSI R Bear CBBC Jun 2017 Z	2017/03/14	2017/03/15
65183	HK Bank – Tencent R Bear CBBC Oct 2017 C	2017/03/14	2017/03/15
65641	SG Issuer – Tencent R Bear CBBC Oct 2017 A	2017/03/14	2017/03/15
65470	Credit Suisse AG – HSI R Bear CBBC Aug 2017 E	2017/03/14	2017/03/15
65646	Credit Suisse AG – HSI R Bear CBBC Jul 2017 H	2017/03/14	2017/03/15
65715	UBS AG – HSI R Bull CBBC Jan 2018 R	2017/03/15	2017/03/16
65666	SG Issuer – HSI R Bull CBBC Jul 2018 J	2017/03/15	2017/03/16
65713	UBS AG – HSI R Bear CBBC Jun 2017 H	2017/03/15	2017/03/16
65672	UBS AG – HSI R Bull CBBC Nov 2017 L	2017/03/15	2017/03/16
65701	Credit Suisse AG – HSI R Bull CBBC Jan 2018 O	2017/03/15	2017/03/16
65700	Credit Suisse AG – HSI R Bear CBBC Jun 2017 R	2017/03/15	2017/03/16
65667	J P Morgan SP BV – HSI R Bull CBBC Mar 2018 A	2017/03/15	2017/03/16
65686	Haitong Int'l Sec – China Shenhua R Bull CBBC Mar 2018 A	2017/03/15	2017/03/16
65680	BNP Paribas Arbit Issu B.V. – HSI R Bear CBBC Feb 2018 O	2017/03/15	2017/03/16
65717	Goldman Sachs SP (Asia) – HSI R Bull CBBC Jan 2018 M	2017/03/15	2017/03/16
65712	UBS AG – HSI R Bear CBBC Jun 2017 C	2017/03/15	2017/03/16
65738	SG Issuer – HSI R Bull CBBC Aug 2018 G	2017/03/15	2017/03/16
64563	Bank of East Asia – HKEX R Bull CBBC Mar 2017 A	2017/03/15	2017/03/17
67459	J P Morgan SP BV – HKEX R Bull CBBC Mar 2017 A	2017/03/15	2017/03/16
65037	Bank of East Asia – CC Bank R Bull CBBC Mar 2017 A	2017/03/15	2017/03/17
65553	J P Morgan SP BV – HKEX R Bear CBBC Jan 2018 A	2017/03/15	2017/03/16
65336	J P Morgan SP BV – CNOOC R Bear CBBC Mar 2017 A	2017/03/15	2017/03/16
65730	SG Issuer – HSI R Bear CBBC Jul 2017 J	2017/03/15	2017/03/16
65722	J P Morgan SP BV – HSI R Bear CBBC Jun 2017 B	2017/03/15	2017/03/16
65728	J P Morgan SP BV – HSI R Bull CBBC Feb 2018 U	2017/03/15	2017/03/16
65735	SG Issuer – HSI R Bull CBBC Jul 2018 K	2017/03/15	2017/03/16
65840	SG Issuer – HSI R Bear CBBC Aug 2017 P	2017/03/16	2017/03/17
65329	HK Bank – HSCEI R Bear CBBC Dec 2017 E	2017/03/16	2017/03/17
65847	UBS AG – HSI R Bear CBBC Jun 2017 I	2017/03/16	2017/03/17
65854	J P Morgan SP BV – HSI R Bear CBBC Jun 2017 C	2017/03/16	2017/03/17
64064	UBS AG – HSI R Bear CBBC May 2017 P	2017/03/16	2017/03/17
65838	SG Issuer – HSI R Bear CBBC Jul 2017 K	2017/03/16	2017/03/17
65765	HK Bank – HSI R Bear CBBC Oct 2017 K	2017/03/16	2017/03/17

List of expired CBBC, 2017 (continued)

Code	CBBC	Last trading date	Delisted date
65855	J P Morgan SP BV – HSI R Bear CBBC Jun 2017 D	2017/03/16	2017/03/17
65117	Credit Suisse AG – HSI R Bear CBBC Jun 2017 D	2017/03/16	2017/03/17
63405	HK Bank – COVS R Bear CBBC Apr 2017 A	2017/03/16	2017/03/17
65780	Macquarie Bank Ltd. – Tencent R Bear CBBC Oct 2017 A	2017/03/16	2017/03/17
65318	SG Issuer – HSI R Bear CBBC Aug 2017 J	2017/03/16	2017/03/17
65143	BNP Paribas Arbit Issu B.V. – HSI R Bear CBBC Feb 2018 A	2017/03/16	2017/03/17
65835	Goldman Sachs SP (Asia) – HSI R Bear CBBC Jun 2017 M	2017/03/16	2017/03/17
65087	SG Issuer – HSI R Bear CBBC Jul 2017 Y	2017/03/16	2017/03/17
65047	UBS AG – HSI R Bear CBBC May 2017 O	2017/03/16	2017/03/17
65231	UBS AG – HSI R Bear CBBC Jun 2017 M	2017/03/16	2017/03/17
65324	Goldman Sachs SP (Asia) – HSI R Bear CBBC Jun 2017 F	2017/03/16	2017/03/17
61112	Credit Suisse AG – HSI R Bear CBBC Apr 2017 X	2017/03/16	2017/03/17
60965	HK Bank – HSI R Bear CBBC Dec 2017 C	2017/03/16	2017/03/17
65328	HK Bank – HSI R Bear CBBC Dec 2017 F	2017/03/16	2017/03/17
67439	J P Morgan SP BV – CAM CSI300 R Bull CBBC Mar 2017 A	2017/03/16	2017/03/20
65232	SG Issuer – HSI R Bear CBBC Jul 2017 C	2017/03/16	2017/03/17
65254	HK Bank – HSI R Bear CBBC Nov 2017 H	2017/03/16	2017/03/17
65321	Goldman Sachs SP (Asia) – HSI R Bear CBBC Jun 2017 E	2017/03/16	2017/03/17
65836	Goldman Sachs SP (Asia) – HSI R Bear CBBC Jun 2017 N	2017/03/16	2017/03/17
65327	BNP Paribas Arbit Issu B.V. – HSI R Bear CBBC Feb 2018 J	2017/03/16	2017/03/17
65827	Credit Suisse AG – HSI R Bear CBBC Jun 2017 S	2017/03/16	2017/03/17
65317	SG Issuer – HSI R Bear CBBC Jul 2017 D	2017/03/16	2017/03/17
60913	J P Morgan SP BV – HSI R Bear CBBC May 2017 F	2017/03/16	2017/03/17
65315	UBS AG – HSI R Bear CBBC Jun 2017 P	2017/03/16	2017/03/17
67267	J P Morgan SP BV – Tencent R Bull CBBC Mar 2017 A	2017/03/16	2017/03/20
63892	Bank of East Asia – TCH R Bull CBBC Mar 2017 A	2017/03/16	2017/03/20
64953	SG Issuer – HSI R Bear CBBC Jun 2017 V	2017/03/16	2017/03/17
65167	Credit Suisse AG – HSI R Bear CBBC Jun 2017 F	2017/03/16	2017/03/17
65217	J P Morgan SP BV – HSI R Bear CBBC Jul 2017 N	2017/03/16	2017/03/17
64226	Goldman Sachs SP (Asia) – HSI R Bear CBBC Aug 2017 B	2017/03/16	2017/03/17
65006	J P Morgan SP BV – HSI R Bear CBBC May 2017 K	2017/03/16	2017/03/17
65202	Credit Suisse AG – HSI R Bear CBBC Jun 2017 G	2017/03/16	2017/03/17
65262	SG Issuer – HSI R Bear CBBC Sep 2017 A	2017/03/16	2017/03/17
65286	Credit Suisse AG – HSI R Bear CBBC Jun 2017 H	2017/03/16	2017/03/17
64786	Credit Suisse AG – Tencent R Bear CBBC Nov 2017 A	2017/03/16	2017/03/17
65345	J P Morgan SP BV – HKEX R Bear CBBC Mar 2017 A	2017/03/16	2017/03/20
65164	UBS AG – HSI R Bear CBBC Jun 2017 L	2017/03/16	2017/03/17
64929	BNP Paribas Arbit Issu B.V. – HSI R Bear CBBC May 2017 Q	2017/03/16	2017/03/17
64927	Goldman Sachs SP (Asia) – HSI R Bear CBBC May 2017 C	2017/03/16	2017/03/17
65160	Goldman Sachs SP (Asia) – HSI R Bear CBBC Jun 2017 A	2017/03/16	2017/03/17
65813	SG Issuer – CUni R Bear CBBC Sep 2017 A	2017/03/16	2017/03/17
65429	UBS AG – HSI R Bear CBBC Jun 2017 T	2017/03/16	2017/03/17
65560	J P Morgan SP BV – HSI R Bear CBBC Jul 2017 V	2017/03/16	2017/03/17
64940	Credit Suisse AG – HSI R Bear CBBC May 2017 V	2017/03/16	2017/03/17
64998	Credit Suisse AG – HSI R Bear CBBC Jul 2017 G	2017/03/16	2017/03/17
65040	Bank of East Asia – BOCL R Bull CBBC Mar 2017 A	2017/03/16	2017/03/20
61773	J P Morgan SP BV – Tencent R Bear CBBC Dec 2017 A	2017/03/16	2017/03/17
61715	Bank of East Asia – Tencent R Bear CBBC Apr 2017 E	2017/03/16	2017/03/17
65351	Credit Suisse AG – HSI R Bear CBBC Jun 2017 J	2017/03/16	2017/03/17
65189	HK Bank – HSI R Bear CBBC Oct 2017 H	2017/03/16	2017/03/17
65214	J P Morgan SP BV – HSI R Bear CBBC Jul 2017 M	2017/03/16	2017/03/17
65502	SG Issuer – HSI R Bear CBBC Aug 2017 M	2017/03/16	2017/03/17
64956	SG Issuer – HSI R Bear CBBC Jun 2017 W	2017/03/16	2017/03/17
65300	J P Morgan SP BV – HSI R Bear CBBC Jul 2017 O	2017/03/16	2017/03/17
64964	J P Morgan SP BV – HSI R Bear CBBC May 2017 Q	2017/03/16	2017/03/17
65380	J P Morgan SP BV – HSI R Bear CBBC Jul 2017 Q	2017/03/16	2017/03/17
64693	Haitong Int'l Sec – HSI R Bear CBBC May 2017 B	2017/03/16	2017/03/17
64805	SG Issuer – HSI R Bear CBBC Jun 2017 Q	2017/03/16	2017/03/17
65205	Goldman Sachs SP (Asia) – HSI R Bear CBBC Jun 2017 D	2017/03/16	2017/03/17
65293	Credit Suisse AG – HSI R Bear CBBC Jun 2017 I	2017/03/16	2017/03/17
65178	SG Issuer – HSI R Bear CBBC Jul 2017 B	2017/03/16	2017/03/17
65493	UBS AG – HSI R Bear CBBC Jun 2017 V	2017/03/16	2017/03/17
64944	UBS AG – HSI R Bear CBBC May 2017 M	2017/03/16	2017/03/17
61387	SG Issuer – HSI R Bear CBBC Apr 2017 Y	2017/03/16	2017/03/17
65041	Bank of East Asia – ABC R Bull CBBC Mar 2017 A	2017/03/17	2017/03/21
65898	SG Issuer – HSI R Bear CBBC Jul 2017 L	2017/03/17	2017/03/20
65897	Goldman Sachs SP (Asia) – HSI R Bear CBBC Jul 2017 J	2017/03/17	2017/03/20
65873	Credit Suisse AG – Geely Auto R Bull CBBC Jan 2018 A	2017/03/17	2017/03/20
68694	HK Bank – Tencent R Bear CBBC Sep 2017 A	2017/03/17	2017/03/20
64321	UBS AG – HSI R Bear CBBC May 2017 G	2017/03/17	2017/03/20
65869	Credit Suisse AG – HSI R Bear CBBC Jun 2017 T	2017/03/17	2017/03/20
65899	SG Issuer – HSI R Bear CBBC Sep 2017 C	2017/03/17	2017/03/20
65909	J P Morgan SP BV – HSI R Bear CBBC Jun 2017 E	2017/03/17	2017/03/20
65912	J P Morgan SP BV – Geely Auto R Bull CBBC Feb 2018 B	2017/03/17	2017/03/20
65858	BNP Paribas Arbit Issu B.V. – HSI R Bear CBBC Feb 2018 Q	2017/03/17	2017/03/20
65857	BNP Paribas Arbit Issu B.V. – HSI R Bear CBBC Feb 2018 P	2017/03/17	2017/03/20
65890	UBS AG – HSI R Bear CBBC Jun 2017 Q	2017/03/17	2017/03/20
66270	HK Bank – Ping An R Bear CBBC Dec 2017 A	2017/03/17	2017/03/20
68267	SG Issuer – Tencent R Bear CBBC May 2017 B	2017/03/17	2017/03/20
64301	HK Bank – CUni R Bear CBBC Mar 2017 A	2017/03/17	2017/03/20
61319	Credit Suisse AG – HSI R Bear CBBC Apr 2017 O	2017/03/17	2017/03/20
65144	BNP Paribas Arbit Issu B.V. – HSI R Bear CBBC Feb 2018 B	2017/03/17	2017/03/20
65090	SG Issuer – HSI R Bear CBBC Aug 2017 H	2017/03/17	2017/03/20
65527	HK Bank – Galaxy Ent R Bear CBBC Jan 2018 D	2017/03/17	2017/03/20
62753	J P Morgan SP BV – HSI R Bear CBBC May 2017 T	2017/03/17	2017/03/20
65408	HK Bank – HKEX R Bear CBBC Mar 2018 C	2017/03/17	2017/03/20
68331	J P Morgan SP BV – Tencent R Bear CBBC Jul 2017 A	2017/03/17	2017/03/20

List of expired CBBC, 2017 (continued)

Code	CBBC	Last trading date	Delisted date
65664	Goldman Sachs SP (Asia) – HSI R Bear CBBC Jun 2017 L	2017/03/17	2017/03/20
69800	BNP Paribas Arbit Issu B.V. – HSI R Bear CBBC Mar 2017 M	2017/03/17	2017/03/20
63541	Goldman Sachs SP (Asia) – HSI R Bear CBBC Jul 2017 F	2017/03/17	2017/03/20
64937	HK Bank – CUni R Bear CBBC Mar 2018 A	2017/03/17	2017/03/20
61460	HK Bank – China Life R Bear CBBC Oct 2017 A	2017/03/17	2017/03/20
61357	J P Morgan SP BV – HSI R Bear CBBC Apr 2017 S	2017/03/17	2017/03/20
69605	SG Issuer – HSI R Bear CBBC Apr 2017 I	2017/03/17	2017/03/20
60314	UBS AG – HSI R Bear CBBC Apr 2017 R	2017/03/17	2017/03/20
65375	J P Morgan SP BV – HKEX R Bear CBBC Dec 2017 B	2017/03/17	2017/03/20
60240	Goldman Sachs SP (Asia) – HSI R Bear CBBC Mar 2017 Q	2017/03/17	2017/03/20
60491	UBS AG – Tencent R Bear CBBC Apr 2017 D	2017/03/17	2017/03/20
60841	Credit Suisse AG – HSI R Bear CBBC May 2017 J	2017/03/17	2017/03/20
65951	HK Bank – Geely Auto R Bull CBBC Dec 2017 D	2017/03/20	2017/03/21
61114	Credit Suisse AG – HSI R Bear CBBC Apr 2017 Y	2017/03/20	2017/03/21
62243	SG Issuer – CUni R Bear CBBC Jul 2017 A	2017/03/20	2017/03/21
61277	UBS AG – HSI R Bear CBBC Apr 2017 X	2017/03/20	2017/03/21
65944	HK Bank – Geely Auto R Bull CBBC Dec 2017 C	2017/03/20	2017/03/21
65930	Goldman Sachs SP (Asia) – HSI R Bear CBBC Jul 2017 K	2017/03/20	2017/03/21
63124	HK Bank – China Mobile R Bear CBBC Apr 2017 E	2017/03/20	2017/03/21
65726	J P Morgan SP BV – Geely Auto R Bull CBBC Jan 2018 B	2017/03/20	2017/03/21
65118	Credit Suisse AG – HSI R Bear CBBC Jun 2017 E	2017/03/20	2017/03/21
65929	BNP Paribas Arbit Issu B.V. – HSI R Bear CBBC Feb 2018 R	2017/03/20	2017/03/21
65348	Credit Suisse AG – HKEX R Bear CBBC Dec 2017 A	2017/03/20	2017/03/21
65995	UBS AG – HSI R Bear CBBC Jun 2017 X	2017/03/20	2017/03/21
60383	HK Bank – Sands China R Bear CBBC Dec 2017 B	2017/03/20	2017/03/21
64277	HK Bank – China Shenhua R Bear CBBC Mar 2018 A	2017/03/20	2017/03/21
60318	UBS AG – HSI R Bear CBBC Jun 2017 A	2017/03/20	2017/03/21
69299	Credit Suisse AG – Sands China R Bear CBBC Dec 2017 A	2017/03/20	2017/03/21
66014	Goldman Sachs SP (Asia) – HSI R Bear CBBC Jul 2017 L	2017/03/20	2017/03/21
65276	SG Issuer – HSI R Bear CBBC Oct 2017 A	2017/03/20	2017/03/21
60760	BNP Paribas Arbit Issu B.V. – HSI R Bear CBBC Apr 2017 E	2017/03/20	2017/03/21
60842	Credit Suisse AG – HSI R Bear CBBC May 2017 K	2017/03/20	2017/03/21
65977	J P Morgan SP BV – HSI R Bear CBBC Jun 2017 F	2017/03/20	2017/03/21
65148	BNP Paribas Arbit Issu B.V. – HSI R Bear CBBC Feb 2018 C	2017/03/20	2017/03/21
63196	SG Issuer – CMob R Bear CBBC Jul 2017 A	2017/03/20	2017/03/21
65994	UBS AG – HSI R Bear CBBC Jul 2017 D	2017/03/20	2017/03/21
65992	UBS AG – HSI R Bear CBBC Jun 2017 S	2017/03/20	2017/03/21
65988	SG Issuer – HSI R Bear CBBC Jul 2017 M	2017/03/20	2017/03/21
60914	J P Morgan SP BV – HSI R Bear CBBC Apr 2017 T	2017/03/20	2017/03/21
65978	J P Morgan SP BV – HSI R Bear CBBC Jun 2017 G	2017/03/20	2017/03/21
61378	Macquarie Bank Ltd. – HSI R Bear CBBC Oct 2017 A	2017/03/20	2017/03/21
65965	Credit Suisse AG – HSI R Bear CBBC Jun 2017 V	2017/03/20	2017/03/21
65963	Credit Suisse AG – HSI R Bear CBBC Jun 2017 U	2017/03/20	2017/03/21
65015	Credit Suisse AG – China Mobile R Bear CBBC Jul 2017 A	2017/03/20	2017/03/21
62677	Goldman Sachs SP (Asia) – HSI R Bear CBBC Jul 2017 A	2017/03/20	2017/03/21
64516	UBS AG – HSI R Bear CBBC May 2017 I	2017/03/20	2017/03/21
68122	HK Bank – Tencent R Bear CBBC Aug 2017 B	2017/03/20	2017/03/21
61782	Haitong Int'l Sec – Tencent R Bear CBBC Sep 2017 A	2017/03/20	2017/03/21
65000	Goldman Sachs SP (Asia) – HSI R Bear CBBC May 2017 E	2017/03/20	2017/03/21
68465	J P Morgan SP BV – Tencent R Bear CBBC Aug 2017 A	2017/03/20	2017/03/21
64746	Goldman Sachs SP (Asia) – HSI R Bear CBBC May 2017 X	2017/03/20	2017/03/21
64747	SG Issuer – HSI R Bear CBBC Jun 2017 L	2017/03/20	2017/03/21
64748	SG Issuer – HSI R Bear CBBC Jun 2017 M	2017/03/20	2017/03/21
63580	J P Morgan SP BV – HSI R Bear CBBC Jul 2017 A	2017/03/20	2017/03/21
65639	SG Issuer – HKEX R Bear CBBC Sep 2017 C	2017/03/20	2017/03/21
64616	BNP Paribas Arbit Issu B.V. – HSI R Bear CBBC Mar 2017 A	2017/03/20	2017/03/21
69177	SG Issuer – Tencent R Bear CBBC Jun 2017 A	2017/03/20	2017/03/21
65693	HK Bank – Geely Auto R Bull CBBC Jan 2018 C	2017/03/20	2017/03/21
64381	Macquarie Bank Ltd. – HSI R Bear CBBC Mar 2017 F	2017/03/20	2017/03/21
61991	Credit Suisse AG – Galaxy Ent R Bear CBBC Dec 2017 C	2017/03/20	2017/03/21
60237	Bank of East Asia – Tencent R Bear CBBC Apr 2017 D	2017/03/20	2017/03/21
62259	J P Morgan SP BV – HSI R Bear CBBC May 2017 R	2017/03/20	2017/03/21
60071	HK Bank – HSI R Bear CBBC Nov 2017 C	2017/03/20	2017/03/21
65042	Bank of East Asia – CM Bank R Bull CBBC Mar 2017 A	2017/03/20	2017/03/22
64959	SG Issuer – HSI R Bear CBBC Jun 2017 X	2017/03/20	2017/03/21
65702	Credit Suisse AG – Geely Auto R Bull CBBC Dec 2017 E	2017/03/20	2017/03/21
63698	UBS AG – HSI R Bear CBBC May 2017 C	2017/03/20	2017/03/21
61866	HK Bank – HSI R Bear CBBC Oct 2017 G	2017/03/20	2017/03/21
65497	UBS AG – HSCEI R Bear CBBC Jun 2017 C	2017/03/20	2017/03/21
64652	Credit Suisse AG – HSI R Bear CBBC May 2017 N	2017/03/21	2017/03/22
65663	Credit Suisse AG – Tencent R Bear CBBC Nov 2017 D	2017/03/21	2017/03/22
65469	HK Bank – HSI R Bear CBBC Nov 2017 A	2017/03/21	2017/03/22
60761	BNP Paribas Arbit Issu B.V. – HSI R Bear CBBC Apr 2017 F	2017/03/21	2017/03/22
63582	J P Morgan SP BV – HSI R Bear CBBC Jul 2017 B	2017/03/21	2017/03/22
66044	Credit Suisse AG – HSI R Bear CBBC Jul 2017 I	2017/03/21	2017/03/22
63542	Goldman Sachs SP (Asia) – HSI R Bear CBBC Jul 2017 G	2017/03/21	2017/03/22
63551	J P Morgan SP BV – Ping An R Bear CBBC Jan 2018 A	2017/03/21	2017/03/22
66015	BNP Paribas Arbit Issu B.V. – HSI R Bear CBBC Feb 2018 S	2017/03/21	2017/03/22
66072	J P Morgan SP BV – HSI R Bear CBBC Jun 2017 H	2017/03/21	2017/03/22
66063	UBS AG – HSI R Bear CBBC Jun 2017 U	2017/03/21	2017/03/22
65305	UBS AG – HSI R Bear CBBC Jun 2017 N	2017/03/21	2017/03/22
66068	UBS AG – Tencent R Bear CBBC Jun 2017 A	2017/03/21	2017/03/22
66043	Bank of East Asia – Geely Auto R Bull CBBC Mar 2018 A	2017/03/21	2017/03/22
64750	SG Issuer – HSI R Bear CBBC Jun 2017 N	2017/03/21	2017/03/22
62978	SG Issuer – AIA R Bear CBBC Jul 2017 B	2017/03/21	2017/03/22
62678	Goldman Sachs SP (Asia) – HSI R Bear CBBC Jul 2017 B	2017/03/21	2017/03/22
60987	UBS AG – HSI R Bear CBBC May 2017 L	2017/03/21	2017/03/22

List of expired CBBC, 2017 (continued)

Code	CBBC	Last trading date	Delisted date
63745	SG Issuer – HSCEI R Bear CBBC Jul 2017 D	2017/03/21	2017/03/22
60883	Credit Suisse AG – HSCEI R Bear CBBC Jun 2017 C	2017/03/21	2017/03/22
61131	Credit Suisse AG – HSI R Bear CBBC Apr 2017 Z	2017/03/21	2017/03/22
68013	HK Bank – HSCEI R Bear CBBC May 2017 A	2017/03/21	2017/03/22
69243	Credit Suisse AG – Tencent R Bear CBBC Mar 2017 C	2017/03/21	2017/03/22
62008	Credit Suisse AG – HSI R Bear CBBC May 2017 R	2017/03/21	2017/03/22
64106	BNP Paribas Arbit Issu B.V. – HSCEI R Bear CBBC May 2017 A	2017/03/21	2017/03/22
60929	J P Morgan SP BV – HSI R Bear CBBC May 2017 G	2017/03/21	2017/03/22
65049	SG Issuer – HSI R Bear CBBC Jul 2017 U	2017/03/21	2017/03/22
62755	J P Morgan SP BV – HSI R Bear CBBC May 2017 U	2017/03/21	2017/03/22
65418	HK Bank – AIA R Bear CBBC Mar 2018 B	2017/03/21	2017/03/22
64322	UBS AG – HSI R Bear CBBC May 2017 W	2017/03/21	2017/03/22
68123	HK Bank – CC Bank R Bear CBBC May 2017 A	2017/03/21	2017/03/22
68080	UBS AG – HSI R Bear CBBC Mar 2017 B	2017/03/21	2017/03/22
64948	Goldman Sachs SP (Asia) – HSI R Bear CBBC May 2017 D	2017/03/21	2017/03/22
64753	SG Issuer – HSI R Bear CBBC Jun 2017 O	2017/03/21	2017/03/22
66078	HK Bank – Tencent R Bear CBBC Jan 2018 A	2017/03/22	2017/03/23
66080	HK Bank – HSI R Bear CBBC Sep 2017 G	2017/03/22	2017/03/23
66087	Credit Suisse AG – HSI R Bear CBBC Aug 2017 F	2017/03/22	2017/03/23
66104	BNP Paribas Arbit Issu B.V. – HSI R Bear CBBC Feb 2018 T	2017/03/22	2017/03/23
66115	UBS AG – HSI R Bear CBBC Jun 2017 W	2017/03/22	2017/03/23
65661	Credit Suisse AG – SMIC R Bull CBBC Jan 2018 A	2017/03/22	2017/03/23
66229	J P Morgan SP BV – HKEX R Bull CBBC Nov 2017 L	2017/03/23	2017/03/24
66147	Haitong Int'l Sec – HSI R Bear CBBC Jun 2017 A	2017/03/23	2017/03/24
66249	Credit Suisse AG – HSI R Bear CBBC Jun 2017 X	2017/03/23	2017/03/24
66209	UBS AG – HSI R Bull CBBC Dec 2017 R	2017/03/23	2017/03/24
66251	Credit Suisse AG – CNOOC R Bull CBBC Dec 2017 A	2017/03/23	2017/03/24
66201	Goldman Sachs SP (Asia) – HSI R Bull CBBC Jan 2018 S	2017/03/23	2017/03/24
66221	J P Morgan SP BV – HSI R Bear CBBC Jun 2017 J	2017/03/23	2017/03/24
66258	Credit Suisse AG – HSI R Bear CBBC Jun 2017 Y	2017/03/23	2017/03/24
66248	Credit Suisse AG – HSI R Bear CBBC Jun 2017 W	2017/03/23	2017/03/24
66225	J P Morgan SP BV – HSI R Bear CBBC Jun 2017 K	2017/03/23	2017/03/24
66157	UBS AG – HSI R Bear CBBC Jun 2017 R	2017/03/23	2017/03/24
66220	J P Morgan SP BV – HSI R Bear CBBC Jun 2017 I	2017/03/23	2017/03/24
66155	BNP Paribas Arbit Issu B.V. – HSI R Bear CBBC Feb 2018 W	2017/03/23	2017/03/24
66162	UBS AG – HSI R Bear CBBC Jun 2017 Z	2017/03/23	2017/03/24
66267	Credit Suisse AG – HSI R Bull CBBC Feb 2018 B	2017/03/23	2017/03/24
66280	SG Issuer – HSI R Bear CBBC Jul 2017 N	2017/03/23	2017/03/24
66283	SG Issuer – HSI R Bear CBBC Aug 2017 Q	2017/03/23	2017/03/24
66125	Goldman Sachs SP (Asia) – HSI R Bear CBBC Jul 2017 M	2017/03/23	2017/03/24
66123	Goldman Sachs SP (Asia) – HSI R Bear CBBC Jun 2017 O	2017/03/23	2017/03/24
66243	J P Morgan SP BV – HSI R Bull CBBC Feb 2018 V	2017/03/23	2017/03/24
66122	BNP Paribas Arbit Issu B.V. – HSI R Bear CBBC Feb 2018 V	2017/03/23	2017/03/24
66117	BNP Paribas Arbit Issu B.V. – HSI R Bear CBBC Feb 2018 U	2017/03/23	2017/03/24
63421	SG Issuer – Galaxy R Bear CBBC Jan 2018 A	2017/03/23	2017/03/24
63884	Credit Suisse AG – Ping An R Bear CBBC Aug 2017 A	2017/03/23	2017/03/24
66156	UBS AG – HSI R Bear CBBC Jun 2017 Y	2017/03/23	2017/03/24
66428	Credit Suisse AG – HSI R Bear CBBC Jun 2017 A	2017/03/24	2017/03/27
66432	J P Morgan SP BV – HSI R Bear CBBC Jun 2017 L	2017/03/24	2017/03/27
66311	HK Bank – HSCEI R Bull CBBC Oct 2017 I	2017/03/24	2017/03/27
66438	J P Morgan SP BV – HSI R Bull CBBC Jan 2018 Q	2017/03/24	2017/03/27
66409	Credit Suisse AG – HSI R Bull CBBC Feb 2018 F	2017/03/24	2017/03/27
66240	J P Morgan SP BV – China Life R Bull CBBC Nov 2017 F	2017/03/24	2017/03/27
66300	Goldman Sachs SP (Asia) – HSI R Bear CBBC Jun 2017 P	2017/03/24	2017/03/27
66299	BNP Paribas Arbit Issu B.V. – HSI R Bear CBBC Feb 2018 M	2017/03/24	2017/03/27
64167	HK Bank – CSOP A50 ETF R Bull CBBC Mar 2017 I	2017/03/24	2017/03/28
66012	SG Issuer – CMob R Bear CBBC Mar 2017 A	2017/03/24	2017/03/27
66356	SG Issuer – HSI R Bull CBBC Aug 2018 L	2017/03/24	2017/03/27
69891	SG Issuer – SHK Ppt P R Bear CBBC Mar 2017 A	2017/03/24	2017/03/27
66399	UBS AG – HSI R Bull CBBC Nov 2017 L	2017/03/24	2017/03/27
66423	Credit Suisse AG – China Life R Bull CBBC Nov 2017 D	2017/03/24	2017/03/27
69550	HK Bank – A50 R Bull CBBC Mar 2017 F	2017/03/24	2017/03/28
66313	HK Bank – HSI R Bull CBBC Oct 2017 T	2017/03/24	2017/03/27
69552	HK Bank – CSOP A50 ETF R Bull CBBC Mar 2017 G	2017/03/24	2017/03/28
69878	SG Issuer – HKEX R Bear CBBC Mar 2017 C	2017/03/24	2017/03/27
66383	UBS AG – HSI R Bear CBBC Jun 2017 C	2017/03/24	2017/03/27
66353	SG Issuer – HSI R Bear CBBC Jul 2017 P	2017/03/24	2017/03/27
66335	Goldman Sachs SP (Asia) – HSI R Bull CBBC Jan 2018 T	2017/03/24	2017/03/27
66334	HK Bank – Geely Auto R Bear CBBC Mar 2018 E	2017/03/24	2017/03/27
66424	Credit Suisse AG – CUni R Bull CBBC Jan 2018 A	2017/03/24	2017/03/27
66624	Credit Suisse AG – HSI R Bull CBBC Feb 2018 K	2017/03/27	2017/03/28
66607	J P Morgan SP BV – China Mobile R Bull CBBC Feb 2018 A	2017/03/27	2017/03/28
66439	J P Morgan SP BV – HSI R Bull CBBC Aug 2018 C	2017/03/27	2017/03/28
66410	Credit Suisse AG – HSI R Bull CBBC Feb 2018 G	2017/03/27	2017/03/28
66638	Credit Suisse AG – China Shenhua R Bull CBBC Dec 2017 D	2017/03/27	2017/03/28
66631	Credit Suisse AG – HKEX R Bull CBBC Dec 2017 E	2017/03/27	2017/03/28
66627	Credit Suisse AG – Galaxy Ent R Bull CBBC Jan 2018 A	2017/03/27	2017/03/28
66629	Credit Suisse AG – Tencent R Bull CBBC Jan 2018 F	2017/03/27	2017/03/28
66603	J P Morgan SP BV – HKEX R Bull CBBC Feb 2018 B	2017/03/27	2017/03/28
66635	Credit Suisse AG – China Mobile R Bull CBBC Dec 2017 D	2017/03/27	2017/03/28
66521	HK Bank – HKEX R Bull CBBC Dec 2017 H	2017/03/27	2017/03/28
66525	HK Bank – China Mobile R Bull CBBC Dec 2017 C	2017/03/27	2017/03/28
66538	UBS AG – HSCEI R Bull CBBC Sep 2017 H	2017/03/27	2017/03/28
66543	UBS AG – Tencent R Bull CBBC Sep 2017 E	2017/03/27	2017/03/28
66548	UBS AG – HSI R Bull CBBC Sep 2017 O	2017/03/27	2017/03/28
66550	UBS AG – HSI R Bull CBBC Sep 2017 X	2017/03/27	2017/03/28
66524	HK Bank – HSI R Bull CBBC Dec 2017 L	2017/03/27	2017/03/28

List of expired CBBC, 2017 (continued)

Code	CBBC	Last trading date	Delisted date
66570	SG Issuer – HSI R Bull CBBC Aug 2018 M	2017/03/27	2017/03/28
66572	SG Issuer – HSI R Bull CBBC Sep 2018 I	2017/03/27	2017/03/28
66523	HK Bank – HKE X R Bull CBBC Dec 2017 I	2017/03/27	2017/03/28
66579	Goldman Sachs SP (Asia) – HSI R Bull CBBC Jan 2018 W	2017/03/27	2017/03/28
66510	BNP Paribas Arbit Issu B.V. – HSI R Bull CBBC Aug 2018 J	2017/03/27	2017/03/28
66581	J P Morgan SP BV – HSI R Bear CBBC Jun 2017 M	2017/03/27	2017/03/28
66462	Goldman Sachs SP (Asia) – HSI R Bear CBBC Jun 2017 S	2017/03/27	2017/03/28
66582	J P Morgan SP BV – HSI R Bull CBBC Mar 2018 D	2017/03/27	2017/03/28
66519	HK Bank – Tencent R Bull CBBC Dec 2017 G	2017/03/27	2017/03/28
66592	J P Morgan SP BV – HSI R Bull CBBC Feb 2018 X	2017/03/27	2017/03/28
66595	J P Morgan SP BV – Tencent R Bull CBBC Feb 2018 A	2017/03/27	2017/03/28
66512	BNP Paribas Arbit Issu B.V. – HSI R Bull CBBC Aug 2018 K	2017/03/27	2017/03/28
66509	BNP Paribas Arbit Issu B.V. – HSI R Bull CBBC Aug 2018 I	2017/03/27	2017/03/28
66491	SG Issuer – HKE X R Bull CBBC Dec 2017 E	2017/03/27	2017/03/28
66601	J P Morgan SP BV – HKE X R Bull CBBC Mar 2018 A	2017/03/27	2017/03/28
66476	Haitong Int'l Sec – SMIC R Bull CBBC Feb 2018 A	2017/03/27	2017/03/28
66466	BNP Paribas Arbit Issu B.V. – HSI R Bear CBBC Feb 2018 L	2017/03/27	2017/03/28
65669	J P Morgan SP BV – COVS R Bull CBBC Jan 2018 A	2017/03/27	2017/03/28
66580	Goldman Sachs SP (Asia) – HSI R Bull CBBC Jan 2018 X	2017/03/27	2017/03/28
64489	SG Issuer – COVS R Bull CBBC Nov 2017 A	2017/03/27	2017/03/28
65074	Bank of East Asia – COVS R Bull CBBC Dec 2017 C	2017/03/27	2017/03/28
66171	UBS AG – Tencent R Bear CBBC Jun 2017 B	2017/03/27	2017/03/28
66183	BNP Paribas Arbit Issu B.V. – HSI R Bull CBBC Aug 2018 H	2017/03/27	2017/03/28
66235	J P Morgan SP BV – HSBC R Bull CBBC Jan 2018 E	2017/03/27	2017/03/28
66236	J P Morgan SP BV – BOCL R Bull CBBC Jan 2018 B	2017/03/27	2017/03/28
66266	Credit Suisse AG – HSI R Bull CBBC Feb 2018 A	2017/03/27	2017/03/28
66640	Credit Suisse AG – HSI R Bull CBBC Feb 2018 L	2017/03/27	2017/03/28
63904	HK Bank – COVS R Bull CBBC Nov 2017 C	2017/03/27	2017/03/28
65872	Credit Suisse AG – AIA R Bull CBBC Dec 2017 A	2017/03/27	2017/03/28
66287	SG Issuer – HSI R Bull CBBC Aug 2018 K	2017/03/27	2017/03/28
66293	SG Issuer – HSI R Bull CBBC Sep 2018 E	2017/03/27	2017/03/28
63756	SG Issuer – COVS R Bull CBBC Dec 2017 C	2017/03/27	2017/03/28
66312	HK Bank – HSI R Bull CBBC Nov 2017 V	2017/03/27	2017/03/28
66400	UBS AG – HSI R Bull CBBC Sep 2017 A	2017/03/27	2017/03/28
66642	Credit Suisse AG – Geely Auto R Bear CBBC Dec 2017 D	2017/03/27	2017/03/28
66641	Credit Suisse AG – HSI R Bear CBBC Jul 2017 Q	2017/03/27	2017/03/28
66530	UBS AG – HSI R Bear CBBC Jun 2017 P	2017/03/27	2017/03/28
66377	SG Issuer – HSI R Bull CBBC Sep 2018 G	2017/03/27	2017/03/28
66653	SG Issuer – AIA R Bull CBBC Jan 2018 B	2017/03/28	2017/03/29
66766	Credit Suisse AG – Tencent R Bull CBBC Jan 2018 G	2017/03/28	2017/03/29
66767	Credit Suisse AG – Ping An R Bull CBBC Dec 2017 B	2017/03/28	2017/03/29
66768	Credit Suisse AG – BOCL R Bull CBBC Jan 2018 A	2017/03/28	2017/03/29
69809	BNP Paribas Arbit Issu B.V. – HSCEI R Bear CBBC Mar 2017 I	2017/03/28	2017/03/29
66773	UBS AG – HSI R Bull CBBC Feb 2018 A	2017/03/28	2017/03/29
66756	J P Morgan SP BV – Tencent R Bull CBBC Apr 2018 A	2017/03/28	2017/03/29
66792	SG Issuer – HSI R Bull CBBC Sep 2018 J	2017/03/28	2017/03/29
66794	SG Issuer – HSI R Bull CBBC Sep 2018 K	2017/03/28	2017/03/29
66795	SG Issuer – HSI R Bull CBBC Oct 2018 H	2017/03/28	2017/03/29
66772	Credit Suisse AG – China Mobile R Bull CBBC Dec 2017 E	2017/03/28	2017/03/29
66661	SG Issuer – CMob R Bull CBBC Dec 2017 D	2017/03/28	2017/03/29
66696	HK Bank – HSI R Bull CBBC Oct 2017 U	2017/03/28	2017/03/29
69155	BNP Paribas Arbit Issu B.V. – HSCEI R Bear CBBC Mar 2017 H	2017/03/28	2017/03/29
66717	UBS AG – HSI R Bull CBBC Jan 2018 Z	2017/03/28	2017/03/29
66687	SG Issuer – Tencent R Bull CBBC Jan 2018 G	2017/03/28	2017/03/29
66733	Credit Suisse AG – HSI R Bull CBBC Aug 2018 A	2017/03/28	2017/03/29
69804	BNP Paribas Arbit Issu B.V. – HSI R Bear CBBC Mar 2017 S	2017/03/28	2017/03/29
66734	Credit Suisse AG – HSI R Bull CBBC Feb 2018 M	2017/03/28	2017/03/29
66736	Goldman Sachs SP (Asia) – HSI R Bull CBBC Jan 2018 Z	2017/03/28	2017/03/29
66656	SG Issuer – China Life R Bull CBBC Jan 2018 B	2017/03/28	2017/03/29
66693	HK Bank – Geely Auto R Bear CBBC Dec 2017 A	2017/03/28	2017/03/29
66739	Credit Suisse AG – HSCEI R Bull CBBC Feb 2018 A	2017/03/28	2017/03/29
66741	J P Morgan SP BV – HSI R Bull CBBC Aug 2018 F	2017/03/28	2017/03/29
66750	J P Morgan SP BV – Geely Auto R Bear CBBC Mar 2018 A	2017/03/28	2017/03/29
66757	J P Morgan SP BV – HSI R Bull CBBC Jan 2018 A	2017/03/28	2017/03/29
66672	SG Issuer – HKE X R Bull CBBC Jan 2018 E	2017/03/28	2017/03/29
67312	Bank of East Asia – A50 China R Bull CBBC Mar 2017 A	2017/03/28	2017/03/30
66527	HK Bank – China Shenhua R Bull CBBC Dec 2017 B	2017/03/28	2017/03/29
69659	UBS AG – HSI R Bear CBBC Mar 2017 H	2017/03/29	2017/03/31
69777	Goldman Sachs SP (Asia) – HSI R Bear CBBC Mar 2017 K	2017/03/29	2017/03/31
66861	UBS AG – HSI R Bull CBBC Feb 2018 B	2017/03/29	2017/03/30
69720	UBS AG – HSI R Bull CBBC Mar 2017 D	2017/03/29	2017/03/31
69847	Macquarie Bank Ltd. – HSI R Bull CBBC Mar 2017 C	2017/03/29	2017/03/31
66862	UBS AG – HSI R Bull CBBC Jan 2018 A	2017/03/29	2017/03/30
69940	SG Issuer – HSI R Bull CBBC Mar 2017 D	2017/03/29	2017/03/31
60246	Macquarie Bank Ltd. – HSI R Bull CBBC Mar 2017 E	2017/03/29	2017/03/31
69694	Credit Suisse AG – HSI R Bear CBBC Mar 2017 H	2017/03/29	2017/03/31
69689	Credit Suisse AG – HSI R Bear CBBC Mar 2017 G	2017/03/29	2017/03/31
60317	UBS AG – HSI R Bear CBBC Mar 2017 J	2017/03/29	2017/03/31
64338	HK Bank – HSI R Bear CBBC Mar 2017 D	2017/03/29	2017/03/31
69779	Goldman Sachs SP (Asia) – HSI R Bear CBBC Mar 2017 L	2017/03/29	2017/03/31
69656	UBS AG – HSI R Bear CBBC Mar 2017 G	2017/03/29	2017/03/31
66886	UBS AG – HSI R Bear CBBC Jul 2017 G	2017/03/29	2017/03/30
66909	J P Morgan SP BV – HSI R Bull CBBC Aug 2018 G	2017/03/29	2017/03/30
69524	UBS AG – HSI R Bear CBBC Mar 2017 F	2017/03/29	2017/03/31
60640	Macquarie Bank Ltd. – HSI R Bull CBBC Mar 2017 F	2017/03/29	2017/03/31
66912	J P Morgan SP BV – HSI R Bear CBBC Jun 2017 Q	2017/03/29	2017/03/30
66916	SG Issuer – HSI R Bear CBBC Aug 2017 Z	2017/03/29	2017/03/30

List of expired CBBC, 2017 (continued)

Code	CBBC	Last trading date	Delisted date
63706	J P Morgan SP BV – HSI R Bull CBBC Mar 2017 Y	2017/03/29	2017/03/31
69917	Credit Suisse AG – HSI R Bear CBBC Mar 2017 I	2017/03/29	2017/03/31
60921	Macquarie Bank Ltd. – HSI R Bull CBBC Mar 2017 H	2017/03/29	2017/03/31
66876	UBS AG – HSI R Bear CBBC Jun 2017 U	2017/03/29	2017/03/30
69818	Macquarie Bank Ltd. – HSI R Bear CBBC Mar 2017 O	2017/03/29	2017/03/31
66829	Goldman Sachs SP (Asia) – HSI R Bear CBBC Jun 2017 Y	2017/03/29	2017/03/30
60258	Credit Suisse AG – HSI R Bull CBBC Mar 2017 A	2017/03/29	2017/03/31
66815	HK Bank – HSI R Bear CBBC Sep 2017 H	2017/03/29	2017/03/30
66831	Credit Suisse AG – HSI R Bull CBBC Feb 2018 N	2017/03/29	2017/03/30
60260	Credit Suisse AG – HSI R Bull CBBC Mar 2017 B	2017/03/29	2017/03/31
69933	Credit Suisse AG – HSI R Bear CBBC Mar 2017 J	2017/03/29	2017/03/31
69391	Goldman Sachs SP (Asia) – HSI R Bear CBBC Mar 2017 C	2017/03/29	2017/03/31
60449	SG Issuer – HSI R Bear CBBC Mar 2017 A	2017/03/29	2017/03/31
69846	Goldman Sachs SP (Asia) – HSI R Bear CBBC Mar 2017 O	2017/03/29	2017/03/31
60248	UBS AG – HSI R Bull CBBC Mar 2017 F	2017/03/29	2017/03/31
60548	UBS AG – HSI R Bull CBBC Mar 2017 I	2017/03/29	2017/03/31
66848	Credit Suisse AG – HSI R Bear CBBC Jul 2017 V	2017/03/29	2017/03/30
60541	UBS AG – HSI R Bull CBBC Mar 2017 H	2017/03/29	2017/03/31
69816	Macquarie Bank Ltd. – HSI R Bear CBBC Mar 2017 N	2017/03/29	2017/03/31
69807	BNP Paribas Arbit Issu B.V. – HSI R Bear CBBC Mar 2017 V	2017/03/29	2017/03/31
69333	SG Issuer – HSI R Bull CBBC Mar 2017 C	2017/03/29	2017/03/31
69724	UBS AG – HSI R Bull CBBC Mar 2017 E	2017/03/29	2017/03/31
60428	HK Bank – HSI R Bull CBBC Mar 2017 A	2017/03/29	2017/03/31
60538	UBS AG – HSI R Bull CBBC Mar 2017 G	2017/03/29	2017/03/31
69802	BNP Paribas Arbit Issu B.V. – HSI R Bear CBBC Mar 2017 N	2017/03/29	2017/03/31
69782	Goldman Sachs SP (Asia) – HSI R Bear CBBC Mar 2017 N	2017/03/29	2017/03/31
69780	Goldman Sachs SP (Asia) – HSI R Bear CBBC Mar 2017 M	2017/03/29	2017/03/31
60924	Macquarie Bank Ltd. – HSI R Bull CBBC Mar 2017 I	2017/03/29	2017/03/31
66847	Credit Suisse AG – HSI R Bear CBBC Jul 2017 U	2017/03/29	2017/03/30
67743	SG Issuer – A50 R Bear CBBC Mar 2017 A	2017/03/29	2017/03/31
69138	BNP Paribas Arbit Issu B.V. – HSI R Bear CBBC Mar 2017 G	2017/03/29	2017/03/31
60799	Macquarie Bank Ltd. – HSI R Bull CBBC Mar 2017 G	2017/03/29	2017/03/31
63100	SGA Societe Generale Acceptance N.V. – HSI R Bull CBBC Mar 2017 B	2017/03/29	2017/03/31
63098	SGA Societe Generale Acceptance N.V. – HSI R Bull CBBC Mar 2017 A	2017/03/29	2017/03/31
69097	HK Bank – HSI R Bear CBBC Mar 2017 N	2017/03/29	2017/03/31
63071	J P Morgan SP BV – HSI R Bull CBBC Mar 2017 B	2017/03/29	2017/03/31
67518	Macquarie Bank Ltd. – HSI R Bear CBBC Mar 2017 I	2017/03/29	2017/03/31
69027	Credit Suisse AG – HSI R Bear CBBC Mar 2017 D	2017/03/29	2017/03/31
69006	BNP Paribas Arbit Issu B.V. – HSI R Bear CBBC Mar 2017 R	2017/03/29	2017/03/31
62577	HK Bank – HKEX R Bear CBBC Mar 2017 D	2017/03/29	2017/03/31
67728	SG Issuer – CSA50 R Bear CBBC Mar 2017 A	2017/03/29	2017/03/31
69139	BNP Paribas Arbit Issu B.V. – HSI R Bear CBBC Mar 2017 O	2017/03/29	2017/03/31
66577	UBS AG – China Mobile R Bull CBBC Sep 2017 A	2017/03/29	2017/03/30
62955	J P Morgan SP BV – HSI R Bull CBBC Mar 2017 A	2017/03/29	2017/03/31
67787	BNP Paribas Arbit Issu B.V. – HSCEI R Bear CBBC Mar 2017 F	2017/03/29	2017/03/31
67795	BNP Paribas Arbit Issu B.V. – HSCEI R Bear CBBC Mar 2017 G	2017/03/29	2017/03/31
67927	Haitong Int'l Sec – HSCEI R Bear CBBC Mar 2017 A	2017/03/29	2017/03/31
67953	BNP Paribas Arbit Issu B.V. – HSI R Bear CBBC Mar 2017 W	2017/03/29	2017/03/31
68082	UBS AG – HSI R Bear CBBC Mar 2017 C	2017/03/29	2017/03/31
62518	UBS AG – HSI R Bull CBBC Mar 2017 L	2017/03/29	2017/03/31
68405	Credit Suisse AG – HSI R Bear CBBC Mar 2017 C	2017/03/29	2017/03/31
66531	UBS AG – HSI R Bear CBBC Jun 2017 T	2017/03/29	2017/03/30
67635	UBS AG – HSI R Bear CBBC Mar 2017 A	2017/03/29	2017/03/31
63973	Macquarie Bank Ltd. – HSI R Bull CBBC Mar 2017 M	2017/03/29	2017/03/31
69355	Credit Suisse AG – HSI R Bear CBBC Mar 2017 F	2017/03/29	2017/03/31
62372	Macquarie Bank Ltd. – HSI R Bull CBBC Mar 2017 J	2017/03/29	2017/03/31
69133	BNP Paribas Arbit Issu B.V. – HSI R Bear CBBC Mar 2017 P	2017/03/29	2017/03/31
69158	Macquarie Bank Ltd. – HSI R Bear CBBC Mar 2017 M	2017/03/29	2017/03/31
63093	Macquarie Bank Ltd. – HSI R Bull CBBC Mar 2017 L	2017/03/29	2017/03/31
69307	J P Morgan SP BV – Tencent R Bear CBBC Sep 2017 A	2017/03/29	2017/03/30
63086	Macquarie Bank Ltd. – HSI R Bull CBBC Mar 2017 K	2017/03/29	2017/03/31
69399	Goldman Sachs SP (Asia) – HSI R Bear CBBC Mar 2017 D	2017/03/29	2017/03/31
64383	Macquarie Bank Ltd. – HSI R Bear CBBC Mar 2017 G	2017/03/29	2017/03/31
69230	Credit Suisse AG – HSI R Bear CBBC Mar 2017 E	2017/03/29	2017/03/31
68573	UBS AG – HSI R Bull CBBC Mar 2017 A	2017/03/29	2017/03/31
62028	J P Morgan SP BV – HSI R Bull CBBC Mar 2017 P	2017/03/29	2017/03/31
69400	Goldman Sachs SP (Asia) – HSI R Bear CBBC Mar 2017 E	2017/03/29	2017/03/31
69205	UBS AG – HSI R Bull CBBC Mar 2017 C	2017/03/29	2017/03/31
66956	UBS AG – HSI R Bear CBBC Jun 2017 R	2017/03/30	2017/03/31
66955	UBS AG – HSI R Bull CBBC Aug 2017 W	2017/03/30	2017/03/31
66921	SG Issuer – HSI R Bull CBBC Sep 2018 L	2017/03/30	2017/03/31
69962	Credit Suisse AG – HKEX R Bear CBBC Mar 2017 A	2017/03/30	2017/04/03
66942	Credit Suisse AG – HSI R Bear CBBC Sep 2017 B	2017/03/30	2017/03/31
66910	J P Morgan SP BV – HSI R Bull CBBC Mar 2018 F	2017/03/30	2017/03/31
66981	J P Morgan SP BV – HSI R Bull CBBC Feb 2018 Y	2017/03/30	2017/03/31
66857	Goldman Sachs SP (Asia) – HSI R Bull CBBC Jan 2018 C	2017/03/30	2017/03/31
65187	HK Bank – SMIC R Bull CBBC Mar 2018 A	2017/03/30	2017/03/31
66993	SG Issuer – HSI R Bull CBBC Sep 2018 M	2017/03/30	2017/03/31
63458	HK Bank – Galaxy Ent R Bear CBBC Nov 2017 C	2017/03/30	2017/03/31
62574	HK Bank – AIA R Bear CBBC Mar 2017 D	2017/03/30	2017/04/03
66930	SG Issuer – Tencent R Bear CBBC Sep 2017 B	2017/03/30	2017/03/31
67180	HK Bank – Lenovo R Bull CBBC Mar 2017 B	2017/03/30	2017/04/03
66979	J P Morgan SP BV – HSI R Bear CBBC Jun 2017 S	2017/03/30	2017/03/31
69821	HK Bank – A50 R Bull CBBC Mar 2017 I	2017/03/30	2017/04/03
65008	HK Bank – China Mobile R Bear CBBC Mar 2017 A	2017/03/30	2017/04/03
66858	HK Bank – Lenovo R Bear CBBC Mar 2017 A	2017/03/30	2017/04/03
69561	Credit Suisse AG – Ping An R Bear CBBC Mar 2017 B	2017/03/30	2017/04/03

List of expired CBBC, 2017 (continued)

Code	CBBC	Last trading date	Delisted date
67029	J P Morgan SP BV – HSI R Bull CBBC Feb 2018 Z	2017/03/31	2017/04/03
66596	J P Morgan SP BV – Tencent R Bull CBBC Feb 2018 B	2017/03/31	2017/04/03
61498	Bank of East Asia – CKH R Bull CBBC Apr 2017 A	2017/03/31	2017/04/05
66483	Bank of East Asia – China Mobile R Bull CBBC Mar 2018 A	2017/03/31	2017/04/03
66731	Credit Suisse AG – HSI R Bull CBBC Sep 2017 H	2017/03/31	2017/04/03
66989	Goldman Sachs SP (Asia) – HSI R Bull CBBC Feb 2018 H	2017/03/31	2017/04/03
66864	UBS AG – HSI R Bull CBBC Jan 2018 B	2017/03/31	2017/04/03
66994	SG Issuer – HSI R Bull CBBC Oct 2018 I	2017/03/31	2017/04/03
67004	Credit Suisse AG – HSI R Bear CBBC Jul 2017 Y	2017/03/31	2017/04/03
66845	Credit Suisse AG – HSI R Bull CBBC Feb 2018 P	2017/03/31	2017/04/03
67011	Credit Suisse AG – HSI R Bull CBBC Feb 2018 Q	2017/03/31	2017/04/03
66573	SG Issuer – HSI R Bull CBBC Oct 2018 G	2017/03/31	2017/04/03
67012	UBS AG – HSI R Bull CBBC Dec 2017 R	2017/03/31	2017/04/03
67013	UBS AG – HSI R Bear CBBC Jul 2017 I	2017/03/31	2017/04/03
65918	J P Morgan SP BV – AIA R Bull CBBC Oct 2017 D	2017/03/31	2017/04/03
66330	HK Bank – China Mobile R Bull CBBC Mar 2018 A	2017/03/31	2017/04/03
67001	Goldman Sachs SP (Asia) – HSI R Bull CBBC Jan 2018 D	2017/03/31	2017/04/03
67019	Bank of East Asia – Tencent R Bull CBBC Dec 2017 H	2017/03/31	2017/04/03
66517	HK Bank – Tencent R Bull CBBC Dec 2017 F	2017/03/31	2017/04/03
67045	BNP Paribas Arbit Issu B.V. – HSI R Bull CBBC Aug 2018 L	2017/04/03	2017/04/05
67065	Credit Suisse AG – HSI R Bear CBBC Jul 2017 A	2017/04/03	2017/04/05
67060	Credit Suisse AG – HSI R Bull CBBC Aug 2018 C	2017/04/03	2017/04/05
67056	Goldman Sachs SP (Asia) – HSI R Bull CBBC Feb 2018 I	2017/04/03	2017/04/05
67068	BNP Paribas Arbit Issu B.V. – HSI R Bear CBBC Feb 2018 C	2017/04/03	2017/04/05
67050	HK Bank – Tencent R Bull CBBC Feb 2018 A	2017/04/03	2017/04/05
67084	UBS AG – HSI R Bear CBBC Jul 2017 L	2017/04/03	2017/04/05
67085	J P Morgan SP BV – HSI R Bull CBBC Mar 2018 G	2017/04/03	2017/04/05
67089	SG Issuer – HSI R Bear CBBC Jul 2017 F	2017/04/03	2017/04/05
67099	J P Morgan SP BV – HSI R Bear CBBC Jul 2017 T	2017/04/03	2017/04/05
67069	UBS AG – HSI R Bull CBBC Jan 2018 G	2017/04/03	2017/04/05
67083	UBS AG – HSI R Bull CBBC Sep 2017 A	2017/04/03	2017/04/05
67104	Goldman Sachs SP (Asia) – HSI R Bear CBBC Jul 2017 T	2017/04/05	2017/04/06
67038	BNP Paribas Arbit Issu B.V. – HSI R Bear CBBC Feb 2018 P	2017/04/05	2017/04/06
67163	SG Issuer – HSI R Bull CBBC Oct 2018 K	2017/04/05	2017/04/06
67147	J P Morgan SP BV – HSI R Bear CBBC Jul 2017 M	2017/04/05	2017/04/06
67139	Credit Suisse AG – HSI R Bull CBBC Feb 2018 R	2017/04/05	2017/04/06
67136	Credit Suisse AG – HSI R Bear CBBC Aug 2017 N	2017/04/05	2017/04/06
67049	BNP Paribas Arbit Issu B.V. – HSI R Bear CBBC Feb 2018 Q	2017/04/05	2017/04/06
67130	UBS AG – HSI R Bear CBBC Jul 2017 M	2017/04/05	2017/04/06
66074	J P Morgan SP BV – SHK Ppt R Bear CBBC Oct 2017 A	2017/04/05	2017/04/06
67123	Haitong Int'l Sec – HSI R Bear CBBC Jul 2017 B	2017/04/05	2017/04/06
67111	BNP Paribas Arbit Issu B.V. – HSCEI R Bull CBBC Aug 2018 A	2017/04/05	2017/04/06
67100	J P Morgan SP BV – HSI R Bear CBBC Jul 2017 S	2017/04/05	2017/04/06
67093	SG Issuer – HSI R Bear CBBC Aug 2017 B	2017/04/05	2017/04/06
67086	J P Morgan SP BV – Tencent R Bear CBBC Feb 2018 A	2017/04/05	2017/04/06
67048	Goldman Sachs SP (Asia) – HSI R Bear CBBC Jul 2017 S	2017/04/05	2017/04/06
67067	Credit Suisse AG – HSI R Bear CBBC Aug 2017 M	2017/04/05	2017/04/06
66691	SG Issuer – Sands R Bear CBBC Feb 2018 B	2017/04/05	2017/04/06
67022	SG Issuer – HSI R Bear CBBC Jul 2017 G	2017/04/05	2017/04/06
64359	Credit Suisse AG – Galaxy Ent R Bear CBBC Sep 2017 A	2017/04/05	2017/04/06
66751	J P Morgan SP BV – Ping An R Bull CBBC Feb 2018 B	2017/04/05	2017/04/06
67171	HK Bank – Tencent R Bull CBBC Apr 2018 A	2017/04/06	2017/04/07
62651	SG Issuer – SHK Ppt P R Bear CBBC Sep 2017 A	2017/04/06	2017/04/07
65206	HK Bank – Sands China R Bear CBBC Dec 2017 A	2017/04/06	2017/04/07
61454	SG Issuer – CP&CC R Bear CBBC May 2017 A	2017/04/06	2017/04/07
67166	HK Bank – HSI R Bull CBBC Oct 2017 V	2017/04/06	2017/04/07
67172	Goldman Sachs SP (Asia) – HSI R Bull CBBC Feb 2018 J	2017/04/06	2017/04/07
67175	Credit Suisse AG – HSI R Bull CBBC Aug 2018 E	2017/04/06	2017/04/07
64214	SG Issuer – CUni R Bear CBBC Oct 2018 A	2017/04/06	2017/04/07
67191	SG Issuer – HSI R Bull CBBC Oct 2018 L	2017/04/06	2017/04/07
62595	HK Bank – CUni R Bear CBBC Dec 2017 A	2017/04/06	2017/04/07
67206	UBS AG – HSI R Bull CBBC Sep 2017 O	2017/04/06	2017/04/07
67052	HK Bank – Geely Auto R Bull CBBC Feb 2018 A	2017/04/06	2017/04/07
67190	SG Issuer – HSI R Bull CBBC Sep 2018 O	2017/04/06	2017/04/07
67148	J P Morgan SP BV – Geely Auto R Bull CBBC Mar 2018 A	2017/04/07	2017/04/10
66237	J P Morgan SP BV – CC Bank R Bull CBBC Jan 2018 B	2017/04/07	2017/04/10
67150	J P Morgan SP BV – Tencent R Bull CBBC Apr 2018 B	2017/04/07	2017/04/10
65252	Haitong Int'l Sec – BOCL R Bull CBBC Feb 2018 A	2017/04/07	2017/04/10
66130	HK Bank – HSCEI R Bull CBBC Oct 2017 H	2017/04/07	2017/04/10
67134	UBS AG – HSI R Bull CBBC Aug 2017 X	2017/04/07	2017/04/10
67261	SG Issuer – HSI R Bull CBBC Sep 2018 P	2017/04/07	2017/04/10
67228	Credit Suisse AG – HSI R Bull CBBC Mar 2018 A	2017/04/07	2017/04/10
66215	UBS AG – HSI R Bull CBBC Jan 2018 T	2017/04/07	2017/04/10
66208	Goldman Sachs SP (Asia) – HSI R Bull CBBC Jan 2018 Q	2017/04/07	2017/04/10
67165	HK Bank – HSI R Bull CBBC Nov 2017 W	2017/04/07	2017/04/10
67226	SG Issuer – Tencent R Bull CBBC Jan 2018 H	2017/04/07	2017/04/10
67152	J P Morgan SP BV – HSI R Bull CBBC Feb 2018 C	2017/04/07	2017/04/10
66178	BNP Paribas Arbit Issu B.V. – HSI R Bull CBBC Aug 2018 F	2017/04/07	2017/04/10
67118	Haitong Int'l Sec – HSI R Bull CBBC Feb 2018 B	2017/04/07	2017/04/10
67207	Goldman Sachs SP (Asia) – HSI R Bull CBBC Aug 2018 A	2017/04/07	2017/04/10
67177	Credit Suisse AG – China Life R Bull CBBC Dec 2017 B	2017/04/07	2017/04/10
66182	BNP Paribas Arbit Issu B.V. – HSI R Bull CBBC Aug 2018 G	2017/04/07	2017/04/10
66380	SG Issuer – HSI R Bull CBBC Oct 2018 F	2017/04/07	2017/04/10
66450	J P Morgan SP BV – China Mobile R Bull CBBC Jan 2018 B	2017/04/07	2017/04/10
66612	J P Morgan SP BV – HSCEI R Bull CBBC Jul 2018 A	2017/04/07	2017/04/10
67017	Bank of East Asia – Ping An R Bull CBBC Dec 2017 F	2017/04/07	2017/04/10
66841	Credit Suisse AG – HSI R Bull CBBC Feb 2018 O	2017/04/07	2017/04/10

List of expired CBBC, 2017 (continued)

Code	CBBC	Last trading date	Delisted date
66623	Credit Suisse AG – HSI R Bull CBBC Feb 2018 J	2017/04/07	2017/04/10
66440	J P Morgan SP BV – HSI R Bull CBBC Feb 2018 W	2017/04/07	2017/04/10
66422	Credit Suisse AG – HSCEI R Bull CBBC Dec 2017 E	2017/04/07	2017/04/10
66401	UBS AG – HSI R Bull CBBC Sep 2017 Y	2017/04/07	2017/04/10
67063	Credit Suisse AG – HSI R Bull CBBC Aug 2018 D	2017/04/07	2017/04/10
66060	Credit Suisse AG – ICBC R Bull CBBC Feb 2018 A	2017/04/07	2017/04/10
66394	UBS AG – HKEX R Bull CBBC Sep 2017 H	2017/04/07	2017/04/10
66128	HK Bank – HSI R Bull CBBC Oct 2017 S	2017/04/07	2017/04/10
66513	HK Bank – Geely Auto R Bull CBBC Dec 2017 E	2017/04/07	2017/04/10
67112	BNP Paribas Arbit Issu B.V. – HSCEI R Bull CBBC Aug 2018 B	2017/04/07	2017/04/10
66336	Goldman Sachs SP (Asia) – HSI R Bull CBBC Jan 2018 U	2017/04/07	2017/04/10
66704	UBS AG – CC Bank R Bull CBBC Jan 2018 A	2017/04/07	2017/04/10
66706	UBS AG – HSI R Bull CBBC Jan 2018 X	2017/04/07	2017/04/10
66286	SG Issuer – HSI R Bull CBBC Aug 2018 J	2017/04/07	2017/04/10
66273	Credit Suisse AG – HSI R Bull CBBC Feb 2018 D	2017/04/07	2017/04/10
66742	J P Morgan SP BV – HSI R Bull CBBC Mar 2018 E	2017/04/07	2017/04/10
67094	SG Issuer – HSI R Bull CBBC Sep 2018 N	2017/04/07	2017/04/10
67097	SG Issuer – HSI R Bull CBBC Oct 2018 J	2017/04/07	2017/04/10
66127	HK Bank – HSI R Bull CBBC Nov 2017 U	2017/04/07	2017/04/10
66453	J P Morgan SP BV – ICBC R Bull CBBC Jan 2018 B	2017/04/07	2017/04/10
66244	J P Morgan SP BV – HSI R Bull CBBC Aug 2018 A	2017/04/07	2017/04/10
66954	Credit Suisse AG – Geely Auto R Bull CBBC Jan 2018 B	2017/04/07	2017/04/10
69301	Credit Suisse AG – Sands China R Bear CBBC Dec 2017 B	2017/04/07	2017/04/10
64721	HK Bank – BOCL R Bull CBBC Mar 2018 A	2017/04/07	2017/04/10
62257	HK Bank – China Mobile R Bear CBBC Apr 2017 D	2017/04/07	2017/04/11
67276	Credit Suisse AG – HSI R Bear CBBC Aug 2017 Q	2017/04/10	2017/04/11
67246	Credit Suisse AG – HSI R Bear CBBC Aug 2017 P	2017/04/10	2017/04/11
67262	HK Bank – HSI R Bear CBBC Oct 2017 O	2017/04/10	2017/04/11
67273	Goldman Sachs SP (Asia) – HSI R Bull CBBC Aug 2018 B	2017/04/10	2017/04/11
66446	J P Morgan SP BV – Geely Auto R Bull CBBC Dec 2017 F	2017/04/10	2017/04/11
67281	Credit Suisse AG – HSI R Bear CBBC Aug 2017 R	2017/04/10	2017/04/11
67289	UBS AG – HSI R Bull CBBC Aug 2018 A	2017/04/10	2017/04/11
67292	UBS AG – HSI R Bear CBBC Jul 2017 P	2017/04/10	2017/04/11
67294	UBS AG – HSI R Bear CBBC Jul 2017 Q	2017/04/10	2017/04/11
66928	SG Issuer – Geely Auto R Bull CBBC Dec 2017 B	2017/04/10	2017/04/11
66764	Credit Suisse AG – Geely Auto R Bull CBBC Dec 2017 F	2017/04/10	2017/04/11
67299	SG Issuer – HSI R Bear CBBC Jul 2017 C	2017/04/10	2017/04/11
67296	Goldman Sachs SP (Asia) – HSI R Bear CBBC Jul 2017 W	2017/04/10	2017/04/11
67300	SG Issuer – HSI R Bear CBBC Aug 2017 K	2017/04/10	2017/04/11
64915	SG Issuer – Geely Auto R Bull CBBC Dec 2017 A	2017/04/11	2017/04/12
66674	SG Issuer – Ping An R Bull CBBC Jan 2018 B	2017/04/11	2017/04/12
67362	Credit Suisse AG – HSI R Bull CBBC Feb 2018 S	2017/04/11	2017/04/12
67360	Credit Suisse AG – HSI R Bear CBBC Aug 2017 S	2017/04/11	2017/04/12
67359	SG Issuer – HSI R Bull CBBC Oct 2018 N	2017/04/11	2017/04/12
67321	HK Bank – HSI R Bear CBBC Nov 2017 J	2017/04/11	2017/04/12
67355	SG Issuer – HSI R Bear CBBC Aug 2017 N	2017/04/11	2017/04/12
67266	HK Bank – SMIC R Bull CBBC Mar 2018 B	2017/04/11	2017/04/12
67347	Goldman Sachs SP (Asia) – HSI R Bear CBBC Jul 2017 X	2017/04/11	2017/04/12
67345	Goldman Sachs SP (Asia) – HSI R Bull CBBC Aug 2018 C	2017/04/11	2017/04/12
67343	UBS AG – HSI R Bull CBBC Dec 2017 R	2017/04/11	2017/04/12
64204	UBS AG – Geely Auto R Bull CBBC Aug 2017 A	2017/04/11	2017/04/12
67326	HK Bank – HKEX R Bull CBBC Mar 2018 C	2017/04/11	2017/04/12
67357	SG Issuer – HSI R Bull CBBC Sep 2018 R	2017/04/11	2017/04/12
67375	HK Bank – China Life R Bull CBBC Feb 2018 A	2017/04/11	2017/04/12
64300	Bank of East Asia – China Life R Bull CBBC Feb 2018 B	2017/04/11	2017/04/12
67314	BNP Paribas Arbit Issu B.V. – HSI R Bear CBBC Feb 2018 R	2017/04/11	2017/04/12
64114	HK Bank – Geely Auto R Bull CBBC Nov 2017 D	2017/04/11	2017/04/12
67274	Credit Suisse AG – HSI R Bull CBBC Aug 2018 F	2017/04/11	2017/04/12
67336	UBS AG – HSI R Bear CBBC Jul 2017 R	2017/04/11	2017/04/12
67369	Credit Suisse AG – CUni R Bull CBBC Nov 2017 C	2017/04/11	2017/04/12
65786	Bank of East Asia – Geely Auto R Bull CBBC Dec 2017 B	2017/04/11	2017/04/12
63658	SG Issuer – China Life R Bull CBBC Feb 2018 B	2017/04/11	2017/04/12
66427	Credit Suisse AG – Ping An R Bull CBBC Jan 2018 A	2017/04/11	2017/04/12
67308	SG Issuer – HSI R Bull CBBC Oct 2018 M	2017/04/11	2017/04/12
63725	J P Morgan SP BV – China Life R Bull CBBC Oct 2017 C	2017/04/11	2017/04/12
67302	SG Issuer – HSI R Bull CBBC Sep 2018 Q	2017/04/11	2017/04/12
64257	J P Morgan SP BV – Geely Auto R Bull CBBC Oct 2017 D	2017/04/11	2017/04/12
67421	UBS AG – HSI R Bull CBBC Aug 2018 B	2017/04/12	2017/04/13
67433	J P Morgan SP BV – HSI R Bull CBBC Apr 2018 D	2017/04/12	2017/04/13
67432	J P Morgan SP BV – HSI R Bull CBBC Mar 2018 H	2017/04/12	2017/04/13
67431	SG Issuer – HSI R Bull CBBC Oct 2018 O	2017/04/12	2017/04/13
67430	SG Issuer – HSI R Bull CBBC Sep 2018 S	2017/04/12	2017/04/13
67429	Goldman Sachs SP (Asia) – HSI R Bull CBBC Aug 2018 D	2017/04/12	2017/04/13
67424	BNP Paribas Arbit Issu B.V. – HSI R Bull CBBC Aug 2018 O	2017/04/12	2017/04/13
67371	BNP Paribas Arbit Issu B.V. – HSI R Bear CBBC Feb 2018 S	2017/04/12	2017/04/13
67422	BNP Paribas Arbit Issu B.V. – HSI R Bull CBBC Aug 2018 M	2017/04/12	2017/04/13
68220	HK Bank – Tencent R Bear CBBC Apr 2017 D	2017/04/12	2017/04/13
67420	UBS AG – HSI R Bear CBBC Jul 2017 S	2017/04/12	2017/04/13
67409	UBS AG – HSI R Bull CBBC Sep 2017 X	2017/04/12	2017/04/13
66452	J P Morgan SP BV – Ping An R Bull CBBC Feb 2018 A	2017/04/12	2017/04/13
67391	Credit Suisse AG – HSI R Bull CBBC Aug 2018 G	2017/04/12	2017/04/13
67382	Bank of East Asia – HKEX R Bull CBBC Dec 2017 E	2017/04/12	2017/04/13
67381	Bank of East Asia – Tencent R Bull CBBC Dec 2017 K	2017/04/12	2017/04/13
67377	J P Morgan SP BV – HSI R Bear CBBC Jul 2017 O	2017/04/12	2017/04/13
67423	BNP Paribas Arbit Issu B.V. – HSI R Bull CBBC Aug 2018 N	2017/04/12	2017/04/13
69459	SG Issuer – Tencent R Bear CBBC May 2017 C	2017/04/12	2017/04/13
65331	HK Bank – Tencent R Bear CBBC Mar 2018 A	2017/04/12	2017/04/13

List of expired CBBC, 2017 (continued)

Code	CBBC	Last trading date	Delisted date
67434	J P Morgan SP BV – Tencent R Bear CBBC Dec 2017 D	2017/04/12	2017/04/13
62343	HK Bank – AIA R Bear CBBC Apr 2017 B	2017/04/12	2017/04/18
67455	Goldman Sachs SP (Asia) – HSI R Bear CBBC Jul 2017 Y	2017/04/13	2017/04/18
67446	Credit Suisse AG – HSI R Bull CBBC Mar 2018 B	2017/04/13	2017/04/18
67454	J P Morgan SP BV – HSI R Bear CBBC Jul 2017 Q	2017/04/13	2017/04/18
67453	J P Morgan SP BV – HSI R Bull CBBC Feb 2018 F	2017/04/13	2017/04/18
67388	Credit Suisse AG – HSI R Bear CBBC Aug 2017 T	2017/04/13	2017/04/18
67451	UBS AG – HSI R Bear CBBC Jul 2017 T	2017/04/13	2017/04/18
67462	SG Issuer – HSI R Bull CBBC Oct 2018 P	2017/04/13	2017/04/18
67450	UBS AG – HSI R Bull CBBC Sep 2017 A	2017/04/13	2017/04/18
67255	Goldman Sachs SP (Asia) – HSI R Bear CBBC Jul 2017 V	2017/04/13	2017/04/18
67444	Credit Suisse AG – HSI R Bull CBBC Aug 2018 H	2017/04/13	2017/04/18
67449	Credit Suisse AG – HSI R Bear CBBC Aug 2017 U	2017/04/13	2017/04/18
67435	BNP Paribas Arbit Issu B.V. – HSI R Bear CBBC Feb 2018 V	2017/04/13	2017/04/18
67258	SG Issuer – HSI R Bear CBBC Jul 2017 B	2017/04/13	2017/04/18
67251	UBS AG – HSI R Bear CBBC Jul 2017 O	2017/04/13	2017/04/18
67493	Goldman Sachs SP (Asia) – HSI R Bear CBBC Jul 2017 Z	2017/04/18	2017/04/19
67542	SG Issuer – HSI R Bull CBBC Sep 2018 T	2017/04/18	2017/04/19
63211	J P Morgan SP BV – Tencent R Bull CBBC Apr 2017 B	2017/04/18	2017/04/19
67397	HK Bank – CSOP A50 ETF R Bull CBBC Mar 2018 A	2017/04/18	2017/04/19
67408	HK Bank – A50 R Bull CBBC Mar 2018 A	2017/04/18	2017/04/19
66177	BNP Paribas Arbit Issu B.V. – HSI R Bull CBBC Aug 2018 E	2017/04/18	2017/04/19
67119	Haitong Int'l Sec – HSI R Bull CBBC Mar 2018 A	2017/04/18	2017/04/19
66337	Goldman Sachs SP (Asia) – HSI R Bull CBBC Jan 2018 V	2017/04/18	2017/04/19
67530	UBS AG – HSI R Bear CBBC Jul 2017 U	2017/04/18	2017/04/19
66245	J P Morgan SP BV – HSI R Bull CBBC Mar 2018 C	2017/04/18	2017/04/19
66292	SG Issuer – HSI R Bull CBBC Sep 2018 D	2017/04/18	2017/04/19
62802	J P Morgan SP BV – Tencent R Bull CBBC Apr 2017 A	2017/04/18	2017/04/19
66855	Goldman Sachs SP (Asia) – HSI R Bull CBBC Jan 2018 B	2017/04/18	2017/04/19
67534	J P Morgan SP BV – HSI R Bear CBBC Jul 2017 V	2017/04/18	2017/04/19
66253	Credit Suisse AG – China Mobile R Bull CBBC Jan 2018 A	2017/04/18	2017/04/19
66413	Credit Suisse AG – HSI R Bull CBBC Feb 2018 H	2017/04/18	2017/04/19
67536	J P Morgan SP BV – HSI R Bull CBBC Mar 2018 I	2017/04/18	2017/04/19
66890	UBS AG – HKEX R Bull CBBC Oct 2017 E	2017/04/18	2017/04/19
62354	J P Morgan SP BV – Ping An R Bull CBBC Apr 2017 B	2017/04/18	2017/04/19
66662	SG Issuer – CMob R Bull CBBC Jan 2018 A	2017/04/18	2017/04/19
66559	UBS AG – HSI R Bull CBBC Jan 2018 V	2017/04/18	2017/04/19
66584	J P Morgan SP BV – HSI R Bull CBBC Aug 2018 E	2017/04/18	2017/04/19
67490	UBS AG – HSI R Bull CBBC Aug 2018 C	2017/04/18	2017/04/19
66083	HK Bank – HKEX R Bull CBBC Jan 2018 G	2017/04/18	2017/04/19
67489	UBS AG – HSI R Bull CBBC Jan 2018 H	2017/04/18	2017/04/19
66952	Credit Suisse AG – HSI R Bull CBBC Aug 2018 B	2017/04/18	2017/04/19
66540	UBS AG – HSCEI R Bull CBBC Sep 2017 I	2017/04/18	2017/04/19
67501	Credit Suisse AG – HSI R Bull CBBC Aug 2018 I	2017/04/18	2017/04/19
63170	Credit Suisse AG – SMIC R Bull CBBC Nov 2017 A	2017/04/18	2017/04/19
66571	SG Issuer – HSI R Bull CBBC Sep 2018 H	2017/04/18	2017/04/19
67213	HK Bank – CUni R Bull CBBC Mar 2018 C	2017/04/18	2017/04/19
66088	Credit Suisse AG – HKEX R Bull CBBC Nov 2017 F	2017/04/18	2017/04/19
62084	J P Morgan SP BV – AIA R Bull CBBC Apr 2017 A	2017/04/18	2017/04/19
66019	HK Bank – HSCEI R Bull CBBC Oct 2017 G	2017/04/18	2017/04/19
67509	Credit Suisse AG – HSI R Bear CBBC Aug 2017 V	2017/04/18	2017/04/19
67506	Credit Suisse AG – HSI R Bull CBBC Aug 2018 J	2017/04/18	2017/04/19
66109	J P Morgan SP BV – HKEX R Bull CBBC Dec 2017 L	2017/04/18	2017/04/19
66493	SG Issuer – HKEX R Bull CBBC Jan 2018 D	2017/04/18	2017/04/19
67474	Goldman Sachs SP (Asia) – HSI R Bull CBBC Aug 2018 E	2017/04/18	2017/04/19
66480	Bank of East Asia – HKEX R Bull CBBC Mar 2018 A	2017/04/18	2017/04/19
67472	Goldman Sachs SP (Asia) – HSI R Bull CBBC Jan 2018 A	2017/04/18	2017/04/19
67470	BNP Paribas Arbit Issu B.V. – HSCEI R Bull CBBC Aug 2018 C	2017/04/18	2017/04/19
62029	J P Morgan SP BV – HSI R Bull CBBC Apr 2017 M	2017/04/18	2017/04/19
67468	BNP Paribas Arbit Issu B.V. – HSI R Bull CBBC Aug 2018 Q	2017/04/18	2017/04/19
67466	BNP Paribas Arbit Issu B.V. – HSI R Bull CBBC Aug 2018 P	2017/04/18	2017/04/19
66217	UBS AG – HSI R Bull CBBC Dec 2017 P	2017/04/18	2017/04/19
66126	HK Bank – HSI R Bull CBBC Dec 2017 K	2017/04/18	2017/04/19
66271	Credit Suisse AG – HSI R Bull CBBC Feb 2018 C	2017/04/19	2017/04/20
65704	Credit Suisse AG – HSBC R Bull CBBC Jan 2018 A	2017/04/19	2017/04/20
66142	Haitong Int'l Sec – HSI R Bull CBBC Dec 2017 P	2017/04/19	2017/04/20
66084	Goldman Sachs SP (Asia) – HSI R Bull CBBC Jan 2018 P	2017/04/19	2017/04/20
66071	J P Morgan SP BV – HSI R Bull CBBC Jan 2018 Z	2017/04/19	2017/04/20
66061	UBS AG – HSI R Bull CBBC Sep 2017 M	2017/04/19	2017/04/20
66058	Credit Suisse AG – HSI R Bull CBBC Jan 2018 I	2017/04/19	2017/04/20
66051	Credit Suisse AG – CCB R Bull CBBC Jan 2018 B	2017/04/19	2017/04/20
66018	HK Bank – HSI R Bull CBBC Nov 2017 S	2017/04/19	2017/04/20
65999	UBS AG – HSI R Bull CBBC Nov 2017 Y	2017/04/19	2017/04/20
65989	SG Issuer – HSI R Bull CBBC Aug 2018 I	2017/04/19	2017/04/20
66110	J P Morgan SP BV – HSI R Bull CBBC Nov 2017 I	2017/04/19	2017/04/20
65984	Goldman Sachs SP (Asia) – HSI R Bull CBBC Jan 2018 O	2017/04/19	2017/04/20
65982	J P Morgan SP BV – HSI R Bull CBBC Dec 2017 G	2017/04/19	2017/04/20
65844	UBS AG – HSI R Bull CBBC Sep 2017 Z	2017/04/19	2017/04/20
65975	Credit Suisse AG – HSI R Bull CBBC Jan 2018 G	2017/04/19	2017/04/20
67543	HK Bank – HSI R Bull CBBC Jan 2018 A	2017/04/19	2017/04/20
65934	HK Bank – HKEX R Bull CBBC Jan 2018 F	2017/04/19	2017/04/20
66174	BNP Paribas Arbit Issu B.V. – HSI R Bull CBBC Aug 2018 D	2017/04/19	2017/04/20
64105	BNP Paribas Arbit Issu B.V. – HSCEI R Bull CBBC Nov 2017 E	2017/04/19	2017/04/20
67575	SG Issuer – HSI R Bull CBBC Oct 2018 Q	2017/04/19	2017/04/20
67570	SG Issuer – HSI R Bull CBBC Sep 2018 U	2017/04/19	2017/04/20
67563	J P Morgan SP BV – HSI R Bull CBBC Feb 2018 G	2017/04/19	2017/04/20
67560	Credit Suisse AG – HSI R Bull CBBC Mar 2018 C	2017/04/19	2017/04/20

List of expired CBBC, 2017 (continued)

Code	CBBC	Last trading date	Delisted date
67556	UBS AG – HSI R Bull CBBC Aug 2018 D	2017/04/19	2017/04/20
67548	Goldman Sachs SP (Asia) – HSI R Bull CBBC Aug 2018 F	2017/04/19	2017/04/20
67545	HK Bank – HSI R Bull CBBC Dec 2017 M	2017/04/19	2017/04/20
67009	Credit Suisse AG – CNOOC R Bull CBBC Dec 2017 B	2017/04/19	2017/04/20
67544	HK Bank – HSI R Bull CBBC Jan 2018 B	2017/04/19	2017/04/20
66112	UBS AG – HSI R Bull CBBC Dec 2017 W	2017/04/19	2017/04/20
67023	SG Issuer – HSI R Bull CBBC Aug 2018 N	2017/04/19	2017/04/20
67396	HK Bank – Galaxy Ent R Bull CBBC Mar 2018 C	2017/04/19	2017/04/20
66755	J P Morgan SP BV – HKEX R Bull CBBC Apr 2018 A	2017/04/19	2017/04/20
61927	BNP Paribas Arbit Issu B.V. – Ch Mob R Bull CBBC Dec 2017 B	2017/04/19	2017/04/20
66474	Haitong Int'l Sec – HKEX R Bull CBBC Feb 2018 A	2017/04/19	2017/04/20
65879	HK Bank – PetCh R Bull CBBC Nov 2017 B	2017/04/19	2017/04/20
67025	J P Morgan SP BV – CUni R Bull CBBC Jan 2018 B	2017/04/19	2017/04/20
61525	Bank of East Asia – HSBC Holdings R Bull CBBC Jan 2018 C	2017/04/19	2017/04/20
66688	SG Issuer – CSA50 R Bull CBBC Jan 2018 A	2017/04/19	2017/04/20
65685	Haitong Int'l Sec – PetCh R Bull CBBC Mar 2018 A	2017/04/19	2017/04/20
67024	J P Morgan SP BV – CNOOC R Bull CBBC Feb 2018 B	2017/04/19	2017/04/20
67121	Haitong Int'l Sec – HSI R Bull CBBC Jan 2018 D	2017/04/19	2017/04/20
66867	UBS AG – HSI R Bull CBBC Feb 2018 C	2017/04/19	2017/04/20
67327	HK Bank – BOC HK R Bull CBBC Mar 2018 A	2017/04/19	2017/04/20
67443	HK Bank – Sands China R Bull CBBC Apr 2018 A	2017/04/19	2017/04/20
64618	Credit Suisse AG – BOCL R Bull CBBC Nov 2017 A	2017/04/19	2017/04/20
66294	SG Issuer – HSI R Bull CBBC Oct 2018 D	2017/04/19	2017/04/20
66892	UBS AG – HKEX R Bull CBBC Nov 2017 C	2017/04/19	2017/04/20
66360	SG Issuer – HSI R Bull CBBC Sep 2018 F	2017/04/19	2017/04/20
64724	HK Bank – ICBC R Bull CBBC Jan 2018 B	2017/04/19	2017/04/20
66395	UBS AG – HKEX R Bull CBBC Sep 2017 I	2017/04/19	2017/04/20
66086	Credit Suisse AG – HSI R Bull CBBC Jan 2018 J	2017/04/19	2017/04/20
67010	Credit Suisse AG – CUni R Bull CBBC Jan 2018 B	2017/04/19	2017/04/20
67619	UBS AG – HSI R Bull CBBC Sep 2017 O	2017/04/20	2017/04/21
65865	J P Morgan SP BV – China Mobile R Bear CBBC Apr 2017 B	2017/04/20	2017/04/24
67618	UBS AG – HSI R Bull CBBC Dec 2017 R	2017/04/20	2017/04/21
67624	SG Issuer – HSI R Bull CBBC Sep 2018 V	2017/04/20	2017/04/21
60669	J P Morgan SP BV – Ping An R Bull CBBC Apr 2017 D	2017/04/20	2017/04/24
67620	UBS AG – HSI R Bear CBBC Jul 2017 W	2017/04/20	2017/04/21
66180	J P Morgan SP BV – HKEX R Bear CBBC Apr 2017 A	2017/04/20	2017/04/24
69110	HK Bank – Tencent R Bear CBBC Aug 2017 C	2017/04/20	2017/04/21
67625	SG Issuer – HSI R Bull CBBC Oct 2018 R	2017/04/20	2017/04/21
61230	J P Morgan SP BV – China Life R Bull CBBC Apr 2017 A	2017/04/20	2017/04/24
69460	SG Issuer – Tencent R Bear CBBC Jul 2017 A	2017/04/20	2017/04/21
66478	Haitong Int'l Sec – HSBC R Bull CBBC Feb 2018 A	2017/04/20	2017/04/21
61779	HK Bank – Sands China R Bear CBBC Apr 2017 F	2017/04/20	2017/04/24
61248	J P Morgan SP BV – Ping An R Bull CBBC Apr 2017 A	2017/04/20	2017/04/24
69986	J P Morgan SP BV – CC Bank R Bull CBBC Apr 2017 A	2017/04/20	2017/04/24
67210	HK Bank – CNOOC R Bull CBBC Mar 2018 B	2017/04/20	2017/04/21
69432	J P Morgan SP BV – CSOP A50 ETF R Bull CBBC Apr 2017 A	2017/04/20	2017/04/24
69483	J P Morgan SP BV – Tencent R Bear CBBC Oct 2017 A	2017/04/20	2017/04/21
67586	Goldman Sachs SP (Asia) – HSI R Bull CBBC Jan 2018 E	2017/04/20	2017/04/21
67561	Credit Suisse AG – Geely Auto R Bear CBBC Dec 2017 F	2017/04/20	2017/04/21
62405	J P Morgan SP BV – AIA R Bear CBBC Apr 2017 A	2017/04/20	2017/04/24
63208	J P Morgan SP BV – HKEX R Bull CBBC Apr 2017 A	2017/04/20	2017/04/24
67590	HK Bank – Geely Auto R Bear CBBC Mar 2018 H	2017/04/20	2017/04/21
62359	J P Morgan SP BV – CSOP A50 ETF R Bull CBBC Apr 2017 D	2017/04/20	2017/04/24
66680	SG Issuer – PetroChina R Bull CBBC Aug 2018 A	2017/04/20	2017/04/21
67613	J P Morgan SP BV – HSI R Bear CBBC Jul 2017 T	2017/04/20	2017/04/21
67576	Haitong Int'l Sec – HSI R Bull CBBC Dec 2017 Q	2017/04/20	2017/04/21
67546	HK Bank – Geely Auto R Bear CBBC Mar 2018 G	2017/04/20	2017/04/21
67602	Credit Suisse AG – HSI R Bull CBBC Feb 2018 T	2017/04/20	2017/04/21
67604	Credit Suisse AG – HSI R Bear CBBC Aug 2017 W	2017/04/20	2017/04/21
61011	J P Morgan SP BV – Tencent R Bull CBBC Apr 2017 C	2017/04/20	2017/04/24
61694	J P Morgan SP BV – HKEX R Bear CBBC Apr 2017 C	2017/04/20	2017/04/24
67612	J P Morgan SP BV – HSI R Bull CBBC Jan 2018 C	2017/04/20	2017/04/21
67657	J P Morgan SP BV – HSI R Bull CBBC Apr 2018 E	2017/04/21	2017/04/24
67658	J P Morgan SP BV – HSI R Bull CBBC Mar 2018 J	2017/04/21	2017/04/24
67656	J P Morgan SP BV – HSI R Bear CBBC Jul 2017 M	2017/04/21	2017/04/24
66544	UBS AG – Tencent R Bear CBBC Jul 2017 A	2017/04/21	2017/04/24
67710	SG Issuer – HSI R Bull CBBC Sep 2018 W	2017/04/21	2017/04/24
67651	UBS AG – HSI R Bull CBBC Aug 2018 E	2017/04/21	2017/04/24
61052	HK Bank – A50 R Bull CBBC Apr 2017 A	2017/04/21	2017/04/25
67647	Credit Suisse AG – HSI R Bull CBBC Aug 2018 L	2017/04/21	2017/04/24
67645	Credit Suisse AG – HSI R Bull CBBC Feb 2018 U	2017/04/21	2017/04/24
61051	HK Bank – CSOP A50 ETF R Bull CBBC Apr 2017 A	2017/04/21	2017/04/25
67654	UBS AG – HSI R Bear CBBC Jul 2017 X	2017/04/21	2017/04/24
66479	Macquarie Bank Ltd. – Tencent R Bear CBBC Oct 2017 B	2017/04/21	2017/04/24
67595	HK Bank – HSI R Bear CBBC Jan 2018 C	2017/04/21	2017/04/24
67621	SG Issuer – HSI R Bear CBBC Jul 2017 Y	2017/04/21	2017/04/24
64834	J P Morgan SP BV – Tencent R Bear CBBC Nov 2017 J	2017/04/21	2017/04/24
67594	HK Bank – HSI R Bear CBBC Jan 2018 B	2017/04/21	2017/04/24
69372	Credit Suisse AG – Tencent R Bear CBBC Apr 2017 C	2017/04/21	2017/04/24
67588	BNP Paribas Arbit Issu B.V. – HSI R Bear CBBC Feb 2018 L	2017/04/21	2017/04/24
67706	Goldman Sachs SP (Asia) – HSI R Bull CBBC Aug 2018 H	2017/04/21	2017/04/24
67713	SG Issuer – HSI R Bull CBBC Oct 2018 S	2017/04/21	2017/04/24
66946	Credit Suisse AG – Tencent R Bear CBBC Dec 2017 A	2017/04/21	2017/04/24
61282	HK Bank – AIA R Bear CBBC Apr 2017 A	2017/04/21	2017/04/25
67709	Goldman Sachs SP (Asia) – HSI R Bull CBBC Aug 2018 I	2017/04/21	2017/04/24
67615	Goldman Sachs SP (Asia) – HSI R Bear CBBC Jul 2017 E	2017/04/21	2017/04/24
67641	SG Issuer – Sands R Bull CBBC Mar 2018 B	2017/04/21	2017/04/24

List of expired CBBC, 2017 (continued)

Code	CBBC	Last trading date	Delisted date
60725	J P Morgan SP BV – China Mobile R Bull CBBC Dec 2017 B	2017/04/24	2017/04/25
69632	HK Bank – China Mobile R Bull CBBC Jan 2018 A	2017/04/24	2017/04/25
67143	Credit Suisse AG – Galaxy Ent R Bull CBBC Jan 2018 B	2017/04/24	2017/04/25
67587	BNP Paribas Arbit Issu B.V. – HSI R Bear CBBC Feb 2018 M	2017/04/24	2017/04/25
67731	J P Morgan SP BV – HSI R Bull CBBC Feb 2018 H	2017/04/24	2017/04/25
67746	UBS AG – HSI R Bull CBBC Aug 2018 F	2017/04/24	2017/04/25
67649	Credit Suisse AG – HSI R Bear CBBC Aug 2017 X	2017/04/24	2017/04/25
67715	BNP Paribas Arbit Issu B.V. – HSI R Bull CBBC Aug 2018 R	2017/04/24	2017/04/25
67716	BNP Paribas Arbit Issu B.V. – HSI R Bull CBBC Aug 2018 S	2017/04/24	2017/04/25
67740	SG Issuer – HSI R Bull CBBC Sep 2018 X	2017/04/24	2017/04/25
67725	Credit Suisse AG – HSI R Bull CBBC Jan 2018 L	2017/04/24	2017/04/25
65251	Haitong Int'l Sec – China Mobile R Bull CBBC Feb 2018 A	2017/04/24	2017/04/25
67747	UBS AG – HSI R Bull CBBC Feb 2018 E	2017/04/24	2017/04/25
69829	SG Issuer – CKP R Bear CBBC May 2017 A	2017/04/25	2017/04/26
67850	J P Morgan SP BV – HSI R Bear CBBC Jul 2017 V	2017/04/25	2017/04/26
67848	J P Morgan SP BV – HSI R Bear CBBC Jul 2017 Q	2017/04/25	2017/04/26
67552	UBS AG – HSI R Bear CBBC Jul 2017 V	2017/04/25	2017/04/26
67558	Credit Suisse AG – HSI R Bear CBBC Aug 2018 A	2017/04/25	2017/04/26
66233	J P Morgan SP BV – Tencent R Bear CBBC Mar 2018 A	2017/04/25	2017/04/26
67835	SG Issuer – HSI R Bear CBBC Aug 2017 J	2017/04/25	2017/04/26
67832	SG Issuer – HSI R Bear CBBC Jul 2017 M	2017/04/25	2017/04/26
67567	SG Issuer – HSI R Bear CBBC Jul 2017 K	2017/04/25	2017/04/26
67829	Goldman Sachs SP (Asia) – HSI R Bear CBBC Jul 2017 A	2017/04/25	2017/04/26
67826	Goldman Sachs SP (Asia) – HSI R Bear CBBC Jul 2017 J	2017/04/25	2017/04/26
67825	Goldman Sachs SP (Asia) – HSI R Bear CBBC Jul 2017 F	2017/04/25	2017/04/26
67824	UBS AG – HSI R Bear CBBC Jul 2017 G	2017/04/25	2017/04/26
67562	J P Morgan SP BV – HSI R Bear CBBC Jul 2017 B	2017/04/25	2017/04/26
67032	J P Morgan SP BV – HSI R Bear CBBC Jul 2017 R	2017/04/25	2017/04/26
67437	BNP Paribas Arbit Issu B.V. – HSI R Bear CBBC Feb 2018 W	2017/04/25	2017/04/26
67214	HK Bank – HSI R Bear CBBC Oct 2017 N	2017/04/25	2017/04/26
67186	SG Issuer – HSI R Bear CBBC Aug 2017 C	2017/04/25	2017/04/26
67174	Credit Suisse AG – HSI R Bear CBBC Aug 2017 O	2017/04/25	2017/04/26
67456	Goldman Sachs SP (Asia) – HSI R Bear CBBC Aug 2017 C	2017/04/25	2017/04/26
67541	SG Issuer – HSI R Bear CBBC Aug 2017 O	2017/04/25	2017/04/26
67460	SG Issuer – HSI R Bear CBBC Jul 2017 D	2017/04/25	2017/04/26
66938	Credit Suisse AG – HSI R Bear CBBC Jul 2017 X	2017/04/25	2017/04/26
69544	SG Issuer – HKEK R Bear CBBC Apr 2017 C	2017/04/25	2017/04/26
67195	UBS AG – HSI R Bear CBBC Jul 2017 N	2017/04/25	2017/04/26
68709	SG Issuer – Sands R Bull CBBC May 2017 A	2017/04/25	2017/04/26
67836	SG Issuer – HSI R Bear CBBC Aug 2017 M	2017/04/25	2017/04/26
67537	J P Morgan SP BV – HSI R Bear CBBC Jul 2017 A	2017/04/25	2017/04/26
67583	Haitong Int'l Sec – HSI R Bear CBBC Jul 2017 D	2017/04/25	2017/04/26
67259	SG Issuer – HSI R Bear CBBC Aug 2017 D	2017/04/25	2017/04/26
66222	SG Issuer – A50 R Bull CBBC Apr 2017 C	2017/04/25	2017/04/26
66684	SG Issuer – Tencent R Bear CBBC Sep 2017 A	2017/04/25	2017/04/26
67623	SG Issuer – HSI R Bear CBBC Aug 2017 L	2017/04/25	2017/04/26
67755	UBS AG – HSI R Bear CBBC Jul 2017 Z	2017/04/25	2017/04/26
67729	Credit Suisse AG – HSI R Bear CBBC Aug 2017 Y	2017/04/25	2017/04/26
67194	Goldman Sachs SP (Asia) – HSI R Bear CBBC Jul 2017 U	2017/04/25	2017/04/26
67744	Goldman Sachs SP (Asia) – HSI R Bear CBBC Jul 2017 I	2017/04/25	2017/04/26
66871	Bank of East Asia – HSBC Holdings R Bull CBBC Apr 2017 B	2017/04/25	2017/04/27
67762	BNP Paribas Arbit Issu B.V. – HSCEI R Bull CBBC Aug 2018 D	2017/04/25	2017/04/26
67846	J P Morgan SP BV – Tencent R Bear CBBC Apr 2018 C	2017/04/25	2017/04/26
62222	SG Issuer – CKH R Bear CBBC May 2017 A	2017/04/25	2017/04/26
66992	SG Issuer – HSI R Bear CBBC Jul 2017 E	2017/04/25	2017/04/26
67737	SG Issuer – HSI R Bear CBBC Jul 2017 L	2017/04/25	2017/04/26
67732	J P Morgan SP BV – HSI R Bear CBBC Aug 2017 B	2017/04/25	2017/04/26
67796	Credit Suisse AG – HSI R Bear CBBC Aug 2017 Z	2017/04/25	2017/04/26
68354	HK Bank – Tencent R Bear CBBC Oct 2017 A	2017/04/25	2017/04/26
67798	Credit Suisse AG – HSI R Bear CBBC Aug 2017 A	2017/04/25	2017/04/26
61303	Bank of East Asia – Tencent R Bear CBBC Dec 2017 A	2017/04/25	2017/04/26
67592	HK Bank – HSI R Bear CBBC Jan 2018 A	2017/04/25	2017/04/26
67822	UBS AG – HSI R Bear CBBC Jul 2017 C	2017/04/25	2017/04/26
69883	SG Issuer – HKEK R Bear CBBC May 2017 B	2017/04/25	2017/04/26
67823	UBS AG – HSI R Bear CBBC Jul 2017 D	2017/04/25	2017/04/26
67161	SG Issuer – HSI R Bear CBBC Jul 2017 H	2017/04/26	2017/04/27
69911	Credit Suisse AG – HSI R Bear CBBC Apr 2017 D	2017/04/26	2017/04/28
69031	Credit Suisse AG – HSI R Bear CBBC Apr 2017 B	2017/04/26	2017/04/28
69099	HK Bank – HSI R Bear CBBC Apr 2017 H	2017/04/26	2017/04/28
69660	UBS AG – HSI R Bear CBBC Apr 2017 D	2017/04/26	2017/04/28
60249	UBS AG – HSI R Bull CBBC Apr 2017 B	2017/04/26	2017/04/28
69523	UBS AG – HSI R Bear CBBC Apr 2017 C	2017/04/26	2017/04/28
60723	Credit Suisse AG – HSI R Bull CBBC Apr 2017 V	2017/04/26	2017/04/28
69661	UBS AG – HSI R Bear CBBC Apr 2017 E	2017/04/26	2017/04/28
66819	BNP Paribas Arbit Issu B.V. – HSI R Bear CBBC Feb 2018 B	2017/04/26	2017/04/27
69723	UBS AG – HSI R Bull CBBC Apr 2017 A	2017/04/26	2017/04/28
68085	UBS AG – HSI R Bear CBBC Apr 2017 A	2017/04/26	2017/04/28
66703	UBS AG – HSI R Bear CBBC Jun 2017 A	2017/04/26	2017/04/27
60135	Credit Suisse AG – AIA R Bear CBBC Nov 2017 A	2017/04/26	2017/04/27
66816	HK Bank – HSI R Bear CBBC Oct 2017 M	2017/04/26	2017/04/27
67179	SG Issuer – HSI R Bear CBBC Jul 2017 J	2017/04/26	2017/04/27
62331	UBS AG – HSI R Bull CBBC Apr 2017 G	2017/04/26	2017/04/28
66915	SG Issuer – HSI R Bear CBBC Jul 2017 T	2017/04/26	2017/04/27
61410	J P Morgan SP BV – HSI R Bear CBBC Apr 2017 F	2017/04/26	2017/04/28
67073	UBS AG – HSI R Bear CBBC Jul 2017 K	2017/04/26	2017/04/27
66887	UBS AG – HSI R Bear CBBC Jun 2017 W	2017/04/26	2017/04/27
67898	Goldman Sachs SP (Asia) – HSI R Bear CBBC Jul 2017 L	2017/04/26	2017/04/27

List of expired CBBC, 2017 (continued)

Code	CBBC	Last trading date	Delisted date
61003	J P Morgan SP BV – HSI R Bear CBBC Apr 2017 R	2017/04/26	2017/04/28
69476	J P Morgan SP BV – HSCEI R Bear CBBC Apr 2017 A	2017/04/26	2017/04/28
67101	J P Morgan SP BV – HSI R Bear CBBC Jul 2017 U	2017/04/26	2017/04/27
66850	Credit Suisse AG – HSI R Bear CBBC Aug 2017 L	2017/04/26	2017/04/27
61359	J P Morgan SP BV – HSI R Bear CBBC Apr 2017 D	2017/04/26	2017/04/28
60053	J P Morgan SP BV – HSI R Bear CBBC Apr 2017 C	2017/04/26	2017/04/28
66913	J P Morgan SP BV – HSI R Bear CBBC Jun 2017 R	2017/04/26	2017/04/27
60005	UBS AG – HSI R Bear CBBC Apr 2017 F	2017/04/26	2017/04/28
61030	J P Morgan SP BV – HSI R Bear CBBC Apr 2017 Y	2017/04/26	2017/04/28
62064	Credit Suisse AG – HSI R Bull CBBC Apr 2017 A	2017/04/26	2017/04/28
69923	Credit Suisse AG – HSI R Bear CBBC Apr 2017 E	2017/04/26	2017/04/28
62065	Credit Suisse AG – HSI R Bull CBBC Apr 2017 B	2017/04/26	2017/04/28
62066	Credit Suisse AG – HSI R Bull CBBC Apr 2017 C	2017/04/26	2017/04/28
66563	SG Issuer – HSI R Bear CBBC Aug 2017 T	2017/04/26	2017/04/27
65395	Credit Suisse AG – HSI R Bear CBBC Apr 2017 A	2017/04/26	2017/04/28
60018	UBS AG – HSI R Bear CBBC Apr 2017 G	2017/04/26	2017/04/28
62197	UBS AG – HSI R Bull CBBC Apr 2017 F	2017/04/26	2017/04/28
66740	J P Morgan SP BV – HSI R Bear CBBC Jun 2017 O	2017/04/26	2017/04/27
64507	SGA Societe Generale Acceptance N.V. – CSA50 R Bull CBBC Apr17A	2017/04/26	2017/04/28
63244	UBS AG – HSCEI R Bull CBBC Apr 2017 A	2017/04/26	2017/04/28
66639	Credit Suisse AG – HSI R Bear CBBC Jul 2017 P	2017/04/26	2017/04/27
67881	HK Bank – Tencent R Bear CBBC Apr 2018 A	2017/04/26	2017/04/27
62935	SGA Societe Generale Acceptance N.V. – A50 R Bull CBBC Apr17 B	2017/04/26	2017/04/28
67877	HK Bank – HSI R Bear CBBC Jan 2018 D	2017/04/26	2017/04/27
67875	HK Bank – HSI R Bear CBBC Feb 2018 B	2017/04/26	2017/04/27
67871	HK Bank – HSI R Bear CBBC Feb 2018 A	2017/04/26	2017/04/27
67868	HK Bank – HSCEI R Bear CBBC Jan 2018 B	2017/04/26	2017/04/27
69356	Credit Suisse AG – HSI R Bear CBBC Apr 2017 C	2017/04/26	2017/04/28
63199	J P Morgan SP BV – HSI R Bull CBBC Apr 2017 Q	2017/04/26	2017/04/28
67865	BNP Paribas Arbit Issu B.V. – HSCEI R Bear CBBC Feb 2018 F	2017/04/26	2017/04/27
67003	Goldman Sachs SP (Asia) – HSI R Bear CBBC Jul 2017 R	2017/04/26	2017/04/27
67886	BNP Paribas Arbit Issu B.V. – HSI R Bear CBBC Feb 2018 R	2017/04/26	2017/04/27
67861	BNP Paribas Arbit Issu B.V. – HSI R Bear CBBC Feb 2018 C	2017/04/26	2017/04/27
67885	BNP Paribas Arbit Issu B.V. – HSI R Bear CBBC Feb 2018 Q	2017/04/26	2017/04/27
66643	BNP Paribas Arbit Issu B.V. – HSI R Bear CBBC Feb 2018 J	2017/04/26	2017/04/27
69410	UBS AG – HSI R Bear CBBC Apr 2017 B	2017/04/26	2017/04/28
66996	HK Bank – HSI R Bear CBBC Nov 2017 I	2017/04/26	2017/04/27
69463	J P Morgan SP BV – HSI R Bear CBBC Apr 2017 B	2017/04/26	2017/04/28
67606	Credit Suisse AG – HSCEI R Bear CBBC Oct 2017 A	2017/04/26	2017/04/27
66966	UBS AG – HSI R Bear CBBC Jun 2017 Y	2017/04/26	2017/04/27
66151	Haitong Int'l Sec – HSI R Bear CBBC Nov 2017 A	2017/04/26	2017/04/27
66666	SG Issuer – CSA50 R Bull CBBC Apr 2017 B	2017/04/26	2017/04/28
67629	HK Bank – Ping An R Bear CBBC Apr 2018 A	2017/04/26	2017/04/27
67227	Credit Suisse AG – HSI R Bull CBBC Apr 2017 T	2017/04/26	2017/04/28
66991	Goldman Sachs SP (Asia) – HSI R Bear CBBC Jul 2017 Q	2017/04/26	2017/04/27
61279	UBS AG – HSI R Bear CBBC Apr 2017 K	2017/04/26	2017/04/28
67862	BNP Paribas Arbit Issu B.V. – HSI R Bear CBBC Feb 2018 P	2017/04/26	2017/04/27
67918	Credit Suisse AG – HSI R Bear CBBC Sep 2017 D	2017/04/26	2017/04/27
67945	J P Morgan SP BV – HSI R Bear CBBC Aug 2017 D	2017/04/26	2017/04/27
67944	J P Morgan SP BV – HSI R Bear CBBC Aug 2017 C	2017/04/26	2017/04/27
67938	UBS AG – HSCEI R Bear CBBC Jul 2017 B	2017/04/26	2017/04/27
67947	SG Issuer – HSI R Bear CBBC Jul 2017 U	2017/04/26	2017/04/27
67937	UBS AG – HSI R Bear CBBC Jul 2017 M	2017/04/26	2017/04/27
62819	UBS AG – HSI R Bull CBBC Apr 2017 K	2017/04/26	2017/04/28
62976	UBS AG – HSI R Bull CBBC Apr 2017 M	2017/04/26	2017/04/28
67949	SG Issuer – HSI R Bear CBBC Jul 2017 N	2017/04/26	2017/04/27
67950	SG Issuer – HSI R Bear CBBC Aug 2017 P	2017/04/26	2017/04/27
67936	UBS AG – HSI R Bear CBBC Jul 2017 L	2017/04/26	2017/04/27
67946	J P Morgan SP BV – HSI R Bear CBBC Aug 2017 E	2017/04/26	2017/04/27
67923	Credit Suisse AG – HSI R Bear CBBC Aug 2017 C	2017/04/26	2017/04/27
66922	SG Issuer – AIA R Bear CBBC Oct 2017 A	2017/04/26	2017/04/27
67914	Credit Suisse AG – HSI R Bear CBBC Aug 2017 B	2017/04/26	2017/04/27
66920	SG Issuer – HSI R Bear CBBC Aug 2017 A	2017/04/26	2017/04/27
67005	Credit Suisse AG – HSI R Bear CBBC Jul 2017 Z	2017/04/26	2017/04/27
62332	UBS AG – HSI R Bull CBBC Apr 2017 H	2017/04/26	2017/04/28
67897	Goldman Sachs SP (Asia) – HSI R Bear CBBC Jul 2017 K	2017/04/26	2017/04/27
66690	Goldman Sachs SP (Asia) – HSI R Bear CBBC Jun 2017 W	2017/04/26	2017/04/27
62975	UBS AG – HSI R Bull CBBC Apr 2017 L	2017/04/26	2017/04/28
67893	Haitong Int'l Sec – HSI R Bear CBBC Jul 2017 G	2017/04/26	2017/04/27
67892	Haitong Int'l Sec – HSI R Bear CBBC Jul 2017 F	2017/04/26	2017/04/27
67935	UBS AG – HSI R Bear CBBC Jul 2017 I	2017/04/26	2017/04/27
68473	HK Bank – ICBC R Bear CBBC Apr 2017 B	2017/04/27	2017/05/02
68755	HK Bank – PetCh R Bull CBBC Apr 2017 A	2017/04/27	2017/05/02
66709	UBS AG – HSI R Bear CBBC Jun 2017 S	2017/04/27	2017/04/28
62022	Credit Suisse AG – AIA R Bear CBBC Nov 2017 B	2017/04/27	2017/04/28
64961	SG Issuer – HSI R Bear CBBC Jun 2017 Y	2017/04/27	2017/04/28
67330	HK Bank – AIA R Bear CBBC Jul 2017 A	2017/04/27	2017/04/28
66564	SG Issuer – HSI R Bear CBBC Aug 2017 U	2017/04/27	2017/04/28
66689	Goldman Sachs SP (Asia) – HSI R Bear CBBC Jun 2017 V	2017/04/27	2017/04/28
67969	UBS AG – HSI R Bear CBBC Jul 2017 Q	2017/04/27	2017/04/28
68029	SG Issuer – HSI R Bear CBBC Aug 2017 H	2017/04/27	2017/04/28
68018	J P Morgan SP BV – Geely Auto R Bull CBBC Feb 2018 C	2017/04/27	2017/04/28
68005	J P Morgan SP BV – HSI R Bear CBBC Jul 2017 T	2017/04/27	2017/04/28
67994	J P Morgan SP BV – HSI R Bear CBBC Aug 2017 F	2017/04/27	2017/04/28
67989	Goldman Sachs SP (Asia) – HSI R Bear CBBC Jul 2017 B	2017/04/27	2017/04/28
67976	Credit Suisse AG – HSI R Bear CBBC Aug 2017 E	2017/04/27	2017/04/28
64791	Credit Suisse AG – Tencent R Bear CBBC Nov 2017 B	2017/04/27	2017/04/28

List of expired CBBC, 2017 (continued)

Code	CBBC	Last trading date	Delisted date
61578	HK Bank – China Mobile R Bear CBBC Apr 2017 C	2017/04/27	2017/05/02
68027	SG Issuer – HSI R Bear CBBC Jul 2017 P	2017/04/27	2017/04/28
67971	Credit Suisse AG – HSI R Bear CBBC Aug 2017 D	2017/04/27	2017/04/28
67968	UBS AG – HSI R Bear CBBC Jul 2017 P	2017/04/27	2017/04/28
66263	Credit Suisse AG – HSI R Bear CBBC Jun 2017 Z	2017/04/27	2017/04/28
67151	J P Morgan SP BV – HSI R Bear CBBC Jul 2017 N	2017/04/27	2017/04/28
64278	HK Bank – China Mobile R Bear CBBC Apr 2017 A	2017/04/27	2017/05/02
67585	Haitong Int'l Sec – HSI R Bear CBBC Jul 2017 E	2017/04/27	2017/04/28
64347	HK Bank – Sands China R Bear CBBC Apr 2017 A	2017/04/27	2017/05/02
65733	HK Bank – Lenovo R Bear CBBC Apr 2017 A	2017/04/27	2017/05/02
65190	HK Bank – HSI R Bear CBBC Nov 2017 G	2017/04/27	2017/04/28
65151	BNP Paribas Arbit Issu B.V. – HSI R Bear CBBC Feb 2018 D	2017/04/27	2017/04/28
66854	Credit Suisse AG – HSI R Bear CBBC Jul 2017 W	2017/04/27	2017/04/28
66152	Haitong Int'l Sec – HSI R Bear CBBC Jul 2017 A	2017/04/27	2017/04/28
66983	J P Morgan SP BV – HSI R Bear CBBC Jun 2017 T	2017/04/27	2017/04/28
61290	Macquarie Bank Ltd. – HSI R Bear CBBC Sep 2017 A	2017/04/27	2017/04/28
67014	UBS AG – HSI R Bear CBBC Jul 2017 J	2017/04/27	2017/04/28
68142	Credit Suisse AG – HSI R Bear CBBC Aug 2017 M	2017/04/28	2017/05/02
68061	BNP Paribas Arbit Issu B.V. – HSI R Bear CBBC Feb 2018 S	2017/04/28	2017/05/02
68076	Bank of East Asia – Geely Auto R Bull CBBC Mar 2018 B	2017/04/28	2017/05/02
68079	UBS AG – HSI R Bear CBBC Jul 2017 R	2017/04/28	2017/05/02
62319	Bank of East Asia – China Mobile R Bear CBBC May 2017 A	2017/04/28	2017/05/04
68141	Credit Suisse AG – Geely Auto R Bull CBBC Dec 2017 G	2017/04/28	2017/05/02
68143	Goldman Sachs SP (Asia) – HSI R Bear CBBC Jul 2017 G	2017/04/28	2017/05/02
68144	J P Morgan SP BV – HSI R Bear CBBC Jul 2017 M	2017/04/28	2017/05/02
67492	UBS AG – Sands China R Bull CBBC Feb 2018 A	2017/04/28	2017/05/02
68138	Credit Suisse AG – HSI R Bear CBBC Aug 2017 F	2017/04/28	2017/05/02
69319	HK Bank – Tencent R Bear CBBC Nov 2017 A	2017/05/02	2017/05/04
66685	SG Issuer – Tencent R Bear CBBC Oct 2017 B	2017/05/02	2017/05/04
66597	J P Morgan SP BV – Tencent R Bear CBBC Mar 2018 B	2017/05/02	2017/05/04
68154	HK Bank – HSI R Bear CBBC Feb 2018 C	2017/05/02	2017/05/04
66782	SG Issuer – HSI R Bear CBBC Aug 2017 X	2017/05/02	2017/05/04
68240	SG Issuer – HSI R Bear CBBC Sep 2017 E	2017/05/02	2017/05/04
68239	SG Issuer – HSI R Bear CBBC Sep 2017 D	2017/05/02	2017/05/04
68205	J P Morgan SP BV – HSI R Bear CBBC Aug 2017 G	2017/05/02	2017/05/04
69820	SG Issuer – AIA R Bear CBBC May 2017 A	2017/05/02	2017/05/04
68103	UBS AG – HSI R Bear CBBC Jul 2017 U	2017/05/02	2017/05/04
68170	Credit Suisse AG – HSI R Bear CBBC Aug 2017 N	2017/05/02	2017/05/04
63712	J P Morgan SP BV – HSI R Bear CBBC Jul 2017 D	2017/05/02	2017/05/04
62020	Credit Suisse AG – HSI R Bear CBBC May 2017 S	2017/05/02	2017/05/04
63546	Goldman Sachs SP (Asia) – HSI R Bear CBBC Jul 2017 H	2017/05/02	2017/05/04
68153	HK Bank – HSI R Bear CBBC Jan 2018 E	2017/05/02	2017/05/04
68152	BNP Paribas Arbit Issu B.V. – HSI R Bear CBBC Feb 2018 V	2017/05/02	2017/05/04
64962	SG Issuer – HSI R Bear CBBC Jul 2017 S	2017/05/02	2017/05/04
64759	UBS AG – HSI R Bear CBBC May 2017 E	2017/05/02	2017/05/04
68182	UBS AG – HSI R Bear CBBC Aug 2017 B	2017/05/02	2017/05/04
60498	J P Morgan SP BV – COVS R Bull CBBC Nov 2017 B	2017/05/04	2017/05/05
61034	J P Morgan SP BV – PetCh R Bull CBBC Dec 2017 A	2017/05/04	2017/05/05
65122	Credit Suisse AG – HSBC R Bear CBBC Sep 2017 B	2017/05/04	2017/05/05
68658	Haitong Int'l Sec – PetCh R Bull CBBC Oct 2017 A	2017/05/04	2017/05/05
68306	SG Issuer – Geely Auto R Bull CBBC Jan 2018 B	2017/05/04	2017/05/05
68466	SG Issuer – HSI R Bear CBBC Sep 2017 F	2017/05/04	2017/05/05
68389	J P Morgan SP BV – HSI R Bear CBBC Aug 2017 H	2017/05/04	2017/05/05
68392	J P Morgan SP BV – Tencent R Bear CBBC Jul 2018 A	2017/05/04	2017/05/05
68361	UBS AG – HSI R Bear CBBC Aug 2017 E	2017/05/04	2017/05/05
68356	UBS AG – HSI R Bear CBBC Aug 2017 D	2017/05/04	2017/05/05
68355	UBS AG – HSI R Bear CBBC Aug 2017 C	2017/05/04	2017/05/05
68471	SG Issuer – HSI R Bear CBBC Sep 2017 G	2017/05/04	2017/05/05
68341	Credit Suisse AG – HSI R Bear CBBC Aug 2017 P	2017/05/04	2017/05/05
68391	J P Morgan SP BV – HSI R Bear CBBC Aug 2017 I	2017/05/04	2017/05/05
68272	BNP Paribas Arbit Issu B.V. – HSI R Bear CBBC Feb 2018 L	2017/05/04	2017/05/05
68263	Goldman Sachs SP (Asia) – HSI R Bear CBBC Aug 2017 F	2017/05/04	2017/05/05
68260	Goldman Sachs SP (Asia) – HSI R Bear CBBC Aug 2017 E	2017/05/04	2017/05/05
65886	UBS AG – Petrochina R Bull CBBC Dec 2017 A	2017/05/04	2017/05/05
67638	HK Bank – PetCh R Bull CBBC Mar 2018 A	2017/05/04	2017/05/05
67699	J P Morgan SP BV – Geely Auto R Bull CBBC Mar 2018 B	2017/05/04	2017/05/05
68343	Credit Suisse AG – HSI R Bear CBBC Aug 2017 Q	2017/05/04	2017/05/05
65020	J P Morgan SP BV – HSBC R Bear CBBC Sep 2017 C	2017/05/04	2017/05/05
68629	Credit Suisse AG – HSI R Bear CBBC Aug 2017 R	2017/05/05	2017/05/08
68649	Credit Suisse AG – HSI R Bull CBBC Aug 2018 T	2017/05/05	2017/05/08
66487	SG Issuer – Galaxy R Bull CBBC Jan 2018 C	2017/05/05	2017/05/08
68303	SG Issuer – CMob R Bear CBBC Nov 2017 A	2017/05/05	2017/05/08
66492	SG Issuer – HKEX R Bull CBBC Jan 2018 C	2017/05/05	2017/05/08
68367	UBS AG – HSI R Bull CBBC Jul 2018 B	2017/05/05	2017/05/08
68638	Credit Suisse AG – HSI R Bear CBBC Aug 2017 S	2017/05/05	2017/05/08
67964	HK Bank – HKEX R Bull CBBC Mar 2018 D	2017/05/05	2017/05/08
68349	Credit Suisse AG – HSI R Bull CBBC Feb 2018 F	2017/05/05	2017/05/08
68400	J P Morgan SP BV – Tencent R Bull CBBC Jun 2018 A	2017/05/05	2017/05/08
68699	J P Morgan SP BV – HSI R Bull CBBC Apr 2018 J	2017/05/05	2017/05/08
68569	UBS AG – HSI R Bear CBBC Aug 2017 G	2017/05/05	2017/05/08
68622	UBS AG – HSI R Bull CBBC Aug 2018 L	2017/05/05	2017/05/08
68366	UBS AG – HSCEI R Bull CBBC Aug 2018 A	2017/05/05	2017/05/08
68695	J P Morgan SP BV – HSI R Bear CBBC Aug 2017 J	2017/05/05	2017/05/08
67867	BNP Paribas Arbit Issu B.V. – HSCEI R Bull CBBC Aug 2018 E	2017/05/05	2017/05/08
68675	SG Issuer – HSI R Bear CBBC Aug 2017 Q	2017/05/05	2017/05/08
66030	Bank of East Asia – PetCh R Bull CBBC Mar 2018 A	2017/05/05	2017/05/08
68657	Credit Suisse AG – Galaxy Ent R Bull CBBC Dec 2017 F	2017/05/05	2017/05/08

List of expired CBBC, 2017 (continued)

Code	CBBC	Last trading date	Delisted date
64132	SG Issuer – HS H-SH ETF R Bull CBBC Feb 2018 B	2017/05/05	2017/05/08
67773	Bank of East Asia – Galaxy Ent R Bull CBBC Apr 2018 A	2017/05/05	2017/05/08
68693	SG Issuer – HSI R Bull CBBC Oct 2018 Y	2017/05/05	2017/05/08
68651	Credit Suisse AG – HSI R Bull CBBC Feb 2018 G	2017/05/05	2017/05/08
63945	Credit Suisse AG – HSCEI R Bull CBBC Dec 2017 C	2017/05/05	2017/05/08
67417	UBS AG – Petrochina R Bull CBBC Oct 2017 D	2017/05/05	2017/05/08
66934	HK Bank – Sands China R Bull CBBC Mar 2018 E	2017/05/05	2017/05/08
66932	HK Bank – Galaxy Ent R Bull CBBC Jan 2018 D	2017/05/05	2017/05/08
63914	Bank of East Asia – HKEX R Bull CBBC Feb 2018 A	2017/05/05	2017/05/08
67486	Bank of East Asia – Sinopec Corp R Bull CBBC Apr 2018 A	2017/05/05	2017/05/08
63837	J P Morgan SP BV – HKEX R Bull CBBC Jan 2018 A	2017/05/05	2017/05/08
68623	Goldman Sachs SP (Asia) – HSI R Bear CBBC Aug 2017 I	2017/05/05	2017/05/08
66234	J P Morgan SP BV – CNOOC R Bull CBBC Dec 2017 B	2017/05/05	2017/05/08
68534	HK Bank – Sands China R Bull CBBC Apr 2018 B	2017/05/05	2017/05/08
68612	UBS AG – HSI R Bull CBBC Feb 2018 H	2017/05/05	2017/05/08
68518	HK Bank – HKEX R Bull CBBC Apr 2018 A	2017/05/05	2017/05/08
61971	Credit Suisse AG – CSOP A50 ETF R Bull CBBC Nov 2017 A	2017/05/05	2017/05/08
68531	HK Bank – HSI R Bull CBBC Mar 2018 B	2017/05/05	2017/05/08
68533	HK Bank – Galaxy Ent R Bull CBBC Apr 2018 A	2017/05/05	2017/05/08
68716	J P Morgan SP BV – HKEX R Bull CBBC May 2018 A	2017/05/05	2017/05/08
68485	BNP Paribas Arbit Issu B.V. – HSI R Bear CBBC Feb 2018 W	2017/05/05	2017/05/08
69000	HK Bank – CC Bank R Bear CBBC May 2017 B	2017/05/05	2017/05/09
68500	HK Bank – Tencent R Bull CBBC Apr 2018 H	2017/05/05	2017/05/08
68556	Goldman Sachs SP (Asia) – HSI R Bull CBBC Aug 2018 R	2017/05/05	2017/05/08
69002	HK Bank – ABC R Bear CBBC May 2017 A	2017/05/05	2017/05/09
68558	Bank of East Asia – HKEX R Bull CBBC Apr 2018 B	2017/05/05	2017/05/08
68559	Bank of East Asia – Tencent R Bull CBBC Apr 2018 D	2017/05/05	2017/05/08
68706	J P Morgan SP BV – China Life R Bull CBBC Jul 2018 A	2017/05/05	2017/05/08
68568	UBS AG – HSI R Bear CBBC Aug 2017 F	2017/05/05	2017/05/08
68983	HK Bank – BOCL R Bear CBBC May 2017 A	2017/05/05	2017/05/09
68689	SG Issuer – HSI R Bull CBBC Sep 2018 L	2017/05/05	2017/05/08
63554	HK Bank – Sands China R Bear CBBC May 2017 B	2017/05/05	2017/05/09
68480	BNP Paribas Arbit Issu B.V. – HSI R Bear CBBC Feb 2018 M	2017/05/05	2017/05/08
68460	BNP Paribas Arbit Issu B.V. – HSI R Bull CBBC Aug 2018 Z	2017/05/05	2017/05/08
68445	Goldman Sachs SP (Asia) – HSI R Bull CBBC Aug 2018 P	2017/05/05	2017/05/08
68519	HK Bank – HSI R Bull CBBC Feb 2018 C	2017/05/05	2017/05/08
68430	J P Morgan SP BV – HSI R Bull CBBC Feb 2018 I	2017/05/05	2017/05/08
67269	HK Bank – Sinopec Corp R Bull CBBC Mar 2018 A	2017/05/05	2017/05/08
68705	J P Morgan SP BV – Ping An R Bull CBBC May 2018 A	2017/05/05	2017/05/08
68474	SG Issuer – HSI R Bull CBBC Sep 2018 J	2017/05/05	2017/05/08
68602	UBS AG – A50 China R Bull CBBC Feb 2018 A	2017/05/05	2017/05/08
68823	Credit Suisse AG – HSI R Bear CBBC Aug 2017 T	2017/05/08	2017/05/09
68908	UBS AG – HSI R Bull CBBC Feb 2018 I	2017/05/08	2017/05/09
68808	Credit Suisse AG – HKEX R Bull CBBC Dec 2017 F	2017/05/08	2017/05/09
68841	Credit Suisse AG – Tencent R Bull CBBC Mar 2018 A	2017/05/08	2017/05/09
68795	Credit Suisse AG – HSI R Bull CBBC Feb 2018 K	2017/05/08	2017/05/09
68905	UBS AG – HSI R Bull CBBC Aug 2018 N	2017/05/08	2017/05/09
68730	HK Bank – HSI R Bear CBBC Nov 2017 K	2017/05/08	2017/05/09
68893	SG Issuer – HSI R Bull CBBC Oct 2018 H	2017/05/08	2017/05/09
68882	SG Issuer – HSI R Bull CBBC Sep 2018 O	2017/05/08	2017/05/09
68845	J P Morgan SP BV – HSI R Bull CBBC Mar 2018 Q	2017/05/08	2017/05/09
68866	J P Morgan SP BV – HSI R Bull CBBC Jul 2018 A	2017/05/08	2017/05/09
68739	BNP Paribas Arbit Issu B.V. – HSI R Bull CBBC Aug 2018 H	2017/05/08	2017/05/09
68782	Goldman Sachs SP (Asia) – HSI R Bull CBBC Aug 2018 T	2017/05/08	2017/05/09
68837	Credit Suisse AG – HSI R Bull CBBC Aug 2018 U	2017/05/08	2017/05/09
68855	J P Morgan SP BV – Tencent R Bull CBBC Jul 2018 B	2017/05/08	2017/05/09
68787	HK Bank – Tencent R Bull CBBC Apr 2018 K	2017/05/08	2017/05/09
68863	J P Morgan SP BV – HKEX R Bull CBBC Jun 2018 A	2017/05/08	2017/05/09
68858	J P Morgan SP BV – Ping An R Bull CBBC Jun 2018 B	2017/05/08	2017/05/09
68843	J P Morgan SP BV – HSI R Bear CBBC Aug 2017 K	2017/05/08	2017/05/09
66929	SG Issuer – HSBC R Bear CBBC Nov 2017 B	2017/05/08	2017/05/09
66098	Macquarie Bank Ltd. – HSBC R Bear CBBC Mar 2018 A	2017/05/08	2017/05/09
69036	UBS AG – HSI R Bear CBBC Aug 2017 J	2017/05/09	2017/05/10
69023	UBS AG – HSI R Bull CBBC Jul 2018 D	2017/05/09	2017/05/10
66715	UBS AG – HSI R Bear CBBC Jun 2017 X	2017/05/09	2017/05/10
69022	Credit Suisse AG – SMIC R Bull CBBC Dec 2017 D	2017/05/09	2017/05/10
69020	Credit Suisse AG – SMIC R Bull CBBC Dec 2017 C	2017/05/09	2017/05/10
68996	Credit Suisse AG – HSI R Bear CBBC Aug 2017 V	2017/05/09	2017/05/10
68993	Credit Suisse AG – HSI R Bull CBBC Feb 2018 M	2017/05/09	2017/05/10
66683	SG Issuer – Sands R Bull CBBC Jan 2018 D	2017/05/09	2017/05/10
68985	HK Bank – HSI R Bear CBBC Jan 2018 F	2017/05/09	2017/05/10
69047	J P Morgan SP BV – HSI R Bull CBBC Mar 2018 R	2017/05/09	2017/05/10
68978	HK Bank – SMIC R Bull CBBC Aug 2018 A	2017/05/09	2017/05/10
68976	HK Bank – HSCEI R Bull CBBC Jan 2018 A	2017/05/09	2017/05/10
68949	HK Bank – A50 R Bull CBBC Aug 2018 B	2017/05/09	2017/05/10
68927	SG Issuer – A50 R Bull CBBC Feb 2018 B	2017/05/09	2017/05/10
68872	SG Issuer – HSI R Bear CBBC Sep 2017 I	2017/05/09	2017/05/10
68869	SG Issuer – HSI R Bear CBBC Aug 2017 Z	2017/05/09	2017/05/10
67102	J P Morgan SP BV – HSI R Bear CBBC Jul 2017 W	2017/05/09	2017/05/10
68868	J P Morgan SP BV – HSI R Bear CBBC Aug 2017 L	2017/05/09	2017/05/10
65265	SG Issuer – HSI R Bear CBBC Sep 2017 B	2017/05/09	2017/05/10
68990	Bank of East Asia – SMIC R Bull CBBC Dec 2018 B	2017/05/09	2017/05/10
66129	HK Bank – HSI R Bear CBBC Oct 2017 L	2017/05/09	2017/05/10
67515	Credit Suisse AG – HSI R Bear CBBC Sep 2017 C	2017/05/09	2017/05/10
66272	Credit Suisse AG – HSI R Bear CBBC Aug 2017 G	2017/05/09	2017/05/10
64020	BNP Paribas Arbit Issu B.V. – HSI R Bear CBBC May 2017 K	2017/05/09	2017/05/10
66426	Credit Suisse AG – Sands China R Bull CBBC Dec 2018 A	2017/05/09	2017/05/10

List of expired CBBC, 2017 (continued)

Code	CBBC	Last trading date	Delisted date
66455	J P Morgan SP BV – Tencent R Bear CBBC Apr 2018 A	2017/05/09	2017/05/10
64065	UBS AG – HSI R Bear CBBC May 2017 Q	2017/05/09	2017/05/10
66184	BNP Paribas Arbit Issu B.V. – HSI R Bear CBBC Feb 2018 X	2017/05/09	2017/05/10
66154	Haitong Int'l Sec – HSI R Bear CBBC Aug 2017 A	2017/05/09	2017/05/10
69037	UBS AG – HSI R Bear CBBC Aug 2017 K	2017/05/09	2017/05/10
67320	Macquarie Bank Ltd. – HSI R Bear CBBC Apr 2018 A	2017/05/09	2017/05/10
68825	Credit Suisse AG – HSI R Bear CBBC Aug 2017 U	2017/05/09	2017/05/10
62924	Goldman Sachs SP (Asia) – HSI R Bear CBBC Jul 2017 C	2017/05/09	2017/05/10
64232	SG Issuer – HSI R Bear CBBC Jun 2017 C	2017/05/09	2017/05/10
67655	UBS AG – HSI R Bear CBBC Jul 2017 Y	2017/05/09	2017/05/10
67676	J P Morgan SP BV – HSI R Bear CBBC Jul 2017 S	2017/05/09	2017/05/10
64290	HK Bank – HSI R Bear CBBC Dec 2017 E	2017/05/09	2017/05/10
69069	SG Issuer – HSI R Bear CBBC Sep 2017 K	2017/05/09	2017/05/10
69060	J P Morgan SP BV – HSI R Bear CBBC Aug 2017 M	2017/05/09	2017/05/10
69038	Goldman Sachs SP (Asia) – HSI R Bear CBBC Aug 2017 K	2017/05/09	2017/05/10
66547	UBS AG – Tencent R Bear CBBC Aug 2017 A	2017/05/09	2017/05/10
68904	UBS AG – HSI R Bear CBBC Aug 2017 I	2017/05/09	2017/05/10
68063	Macquarie Bank Ltd. – Tencent R Bear CBBC Nov 2017 A	2017/05/09	2017/05/10
68684	SG Issuer – HSI R Bear CBBC Sep 2017 H	2017/05/09	2017/05/10
68045	SG Issuer – Tencent R Bear CBBC Nov 2017 B	2017/05/09	2017/05/10
65058	SG Issuer – HSI R Bear CBBC Aug 2017 E	2017/05/09	2017/05/10
64754	SG Issuer – HSI R Bear CBBC Jun 2017 P	2017/05/09	2017/05/10
68075	Bank of East Asia – Tencent R Bear CBBC Mar 2018 A	2017/05/09	2017/05/10
64877	UBS AG – HSI R Bear CBBC May 2017 H	2017/05/09	2017/05/10
64899	Goldman Sachs SP (Asia) – HSI R Bear CBBC May 2017 Y	2017/05/09	2017/05/10
64934	HK Bank – AIA R Bear CBBC Mar 2018 A	2017/05/09	2017/05/10
68772	Goldman Sachs SP (Asia) – HSI R Bear CBBC Aug 2017 J	2017/05/09	2017/05/10
68743	BNP Paribas Arbit Issu B.V. – HSI R Bear CBBC Feb 2018 C	2017/05/09	2017/05/10
66843	J P Morgan SP BV – Galaxy Ent R Bull CBBC May 2017 B	2017/05/10	2017/05/11
68111	UBS AG – HSI R Bear CBBC Jul 2017 W	2017/05/10	2017/05/11
69146	Goldman Sachs SP (Asia) – HSI R Bear CBBC Aug 2017 L	2017/05/10	2017/05/11
64169	Credit Suisse AG – HSI R Bear CBBC Jul 2017 B	2017/05/10	2017/05/11
69147	J P Morgan SP BV – HSI R Bear CBBC Aug 2017 N	2017/05/10	2017/05/11
65507	HK Bank – HSI R Bear CBBC Dec 2017 A	2017/05/10	2017/05/11
66185	BNP Paribas Arbit Issu B.V. – HSI R Bear CBBC Feb 2018 Y	2017/05/10	2017/05/11
64153	Credit Suisse AG – HSI R Bear CBBC May 2017 G	2017/05/10	2017/05/11
64076	J P Morgan SP BV – HSI R Bear CBBC Jul 2017 F	2017/05/10	2017/05/11
66301	Goldman Sachs SP (Asia) – HSI R Bear CBBC Jun 2017 Q	2017/05/10	2017/05/11
68110	UBS AG – Tencent R Bear CBBC Dec 2017 A	2017/05/10	2017/05/11
68257	Goldman Sachs SP (Asia) – HSI R Bear CBBC Aug 2017 D	2017/05/10	2017/05/11
69326	HK Bank – Tencent R Bear CBBC Nov 2017 B	2017/05/10	2017/05/11
64158	Credit Suisse AG – HSI R Bear CBBC May 2017 H	2017/05/10	2017/05/11
62759	J P Morgan SP BV – HSI R Bear CBBC May 2017 V	2017/05/10	2017/05/11
62926	Goldman Sachs SP (Asia) – HSI R Bear CBBC Jul 2017 D	2017/05/10	2017/05/11
61534	Macquarie Bank Ltd. – HSI R Bear CBBC Nov 2017 A	2017/05/10	2017/05/11
64198	UBS AG – HSI R Bear CBBC May 2017 U	2017/05/10	2017/05/11
64152	Credit Suisse AG – HSI R Bear CBBC May 2017 F	2017/05/10	2017/05/11
65306	UBS AG – HSI R Bear CBBC Jun 2017 O	2017/05/10	2017/05/11
69154	UBS AG – HSI R Bear CBBC Aug 2017 L	2017/05/10	2017/05/11
64233	SG Issuer – HSI R Bear CBBC Jun 2017 D	2017/05/10	2017/05/11
69184	Credit Suisse AG – HSI R Bear CBBC Aug 2017 W	2017/05/10	2017/05/11
69241	SG Issuer – HSI R Bear CBBC Aug 2017 K	2017/05/10	2017/05/11
62237	J P Morgan SP BV – Galaxy Ent R Bull CBBC May 2017 A	2017/05/10	2017/05/11
69190	Credit Suisse AG – HSI R Bear CBBC Nov 2017 A	2017/05/10	2017/05/11
63587	J P Morgan SP BV – HSI R Bear CBBC Jul 2017 C	2017/05/10	2017/05/11
62239	J P Morgan SP BV – Ping An R Bull CBBC May 2017 A	2017/05/10	2017/05/11
69163	UBS AG – HSI R Bear CBBC Aug 2017 M	2017/05/10	2017/05/11
61234	J P Morgan SP BV – CC Bank R Bull CBBC May 2017 A	2017/05/10	2017/05/11
64592	J P Morgan SP BV – HSI R Bear CBBC May 2017 C	2017/05/10	2017/05/11
68499	SG Issuer – Ping An R Bear CBBC Sep 2017 A	2017/05/10	2017/05/11
64536	SG Issuer – HSI R Bear CBBC Jun 2017 H	2017/05/10	2017/05/11
68070	HK Bank – CC Bank R Bear CBBC Apr 2018 A	2017/05/10	2017/05/11
67527	Macquarie Bank Ltd. – HSI R Bear CBBC May 2018 B	2017/05/10	2017/05/11
67520	Macquarie Bank Ltd. – Ping An R Bear CBBC Apr 2018 A	2017/05/10	2017/05/11
65191	Goldman Sachs SP (Asia) – HSI R Bear CBBC Jun 2017 B	2017/05/10	2017/05/11
66414	Credit Suisse AG – HSI R Bear CBBC Jul 2017 L	2017/05/10	2017/05/11
67966	HK Bank – HSI R Bear CBBC Mar 2018 A	2017/05/10	2017/05/11
67129	Haitong Int'l Sec – HSI R Bear CBBC Jul 2017 C	2017/05/10	2017/05/11
65834	SG Issuer – CKH R Bear CBBC Sep 2017 A	2017/05/10	2017/05/11
63784	UBS AG – HSI R Bear CBBC May 2017 J	2017/05/10	2017/05/11
63850	J P Morgan SP BV – HSI R Bear CBBC Jul 2017 E	2017/05/10	2017/05/11
65157	BNP Paribas Arbit Issu B.V. – HSI R Bear CBBC Feb 2018 F	2017/05/10	2017/05/11
65156	BNP Paribas Arbit Issu B.V. – HSI R Bear CBBC Feb 2018 E	2017/05/10	2017/05/11
65132	UBS AG – HSI R Bear CBBC Jun 2017 J	2017/05/10	2017/05/11
66278	Credit Suisse AG – HSI R Bear CBBC Aug 2017 H	2017/05/10	2017/05/11
67786	Credit Suisse AG – China Life R Bear CBBC Dec 2017 B	2017/05/10	2017/05/11
65054	SG Issuer – HSI R Bear CBBC Jul 2017 V	2017/05/10	2017/05/11
64807	SG Issuer – HSI R Bear CBBC Jun 2017 R	2017/05/10	2017/05/11
62263	J P Morgan SP BV – HSI R Bear CBBC May 2017 S	2017/05/10	2017/05/11
66108	J P Morgan SP BV – China Mobile R Bear CBBC May 2017 A	2017/05/10	2017/05/11
67764	HK Bank – HKEX R Bear CBBC Mar 2018 D	2017/05/10	2017/05/11
64878	UBS AG – HSI R Bear CBBC May 2017 A	2017/05/10	2017/05/11
67783	Credit Suisse AG – HKEX R Bear CBBC Dec 2017 B	2017/05/10	2017/05/11
68661	J P Morgan SP BV – HSI R Bull CBBC May 2017 B	2017/05/10	2017/05/11
65060	SG Issuer – HSI R Bear CBBC Aug 2017 F	2017/05/10	2017/05/11
64518	UBS AG – HSI R Bear CBBC May 2017 Z	2017/05/10	2017/05/11
63844	HK Bank – Ping An R Bear CBBC Jun 2017 A	2017/05/10	2017/05/11

List of expired CBBC, 2017 (continued)

Code	CBBC	Last trading date	Delisted date
64025	BNP Paribas Arbit Issu B.V. – HSI R Bear CBBC May 2017 L	2017/05/10	2017/05/11
68984	HK Bank – Ping An R Bear CBBC May 2018 A	2017/05/10	2017/05/11
68010	J P Morgan SP BV – Tencent R Bear CBBC Apr 2018 D	2017/05/10	2017/05/11
69323	J P Morgan SP BV – Tencent R Bear CBBC Jul 2018 C	2017/05/11	2017/05/12
69334	SG Issuer – Geely Auto R Bear CBBC Nov 2017 B	2017/05/11	2017/05/12
66384	UBS AG – HSI R Bear CBBC Jun 2017 H	2017/05/11	2017/05/12
64028	BNP Paribas Arbit Issu B.V. – HSI R Bear CBBC May 2017 M	2017/05/11	2017/05/12
69277	Credit Suisse AG – HSI R Bear CBBC Aug 2017 X	2017/05/11	2017/05/12
66195	BNP Paribas Arbit Issu B.V. – HSI R Bear CBBC Feb 2018 Z	2017/05/11	2017/05/12
67331	HK Bank – China Life R Bear CBBC Mar 2018 B	2017/05/11	2017/05/12
65436	SG Issuer – HSI R Bear CBBC Oct 2017 B	2017/05/11	2017/05/12
69313	UBS AG – HSI R Bear CBBC Aug 2017 N	2017/05/11	2017/05/12
66906	HK Bank – CKH R Bear CBBC Jul 2017 A	2017/05/11	2017/05/12
65199	Goldman Sachs SP (Asia) – HSI R Bear CBBC Jun 2017 C	2017/05/11	2017/05/12
64172	Credit Suisse AG – HSI R Bear CBBC Jun 2017 C	2017/05/11	2017/05/12
64537	SG Issuer – HSI R Bear CBBC Jun 2017 I	2017/05/11	2017/05/12
69273	HK Bank – Geely Auto R Bear CBBC Apr 2018 D	2017/05/11	2017/05/12
68728	HK Bank – HSI R Bear CBBC Feb 2018 D	2017/05/11	2017/05/12
69270	HK Bank – Tencent R Bear CBBC Apr 2018 B	2017/05/11	2017/05/12
64598	J P Morgan SP BV – HSI R Bear CBBC May 2017 D	2017/05/11	2017/05/12
69314	HK Bank – HSI R Bear CBBC May 2017 C	2017/05/11	2017/05/12
68580	UBS AG – SMIC R Bull CBBC Dec 2017 A	2017/05/12	2017/05/15
69392	Credit Suisse AG – HSI R Bear CBBC Aug 2017 O	2017/05/12	2017/05/15
69393	Credit Suisse AG – Geely Auto R Bear CBBC Dec 2017 G	2017/05/12	2017/05/15
62900	HK Bank – SMIC R Bull CBBC Feb 2018 A	2017/05/12	2017/05/15
69394	Goldman Sachs SP (Asia) – HSI R Bear CBBC Aug 2017 M	2017/05/12	2017/05/15
69390	Credit Suisse AG – HSI R Bear CBBC Aug 2017 A	2017/05/12	2017/05/15
69398	J P Morgan SP BV – HSI R Bear CBBC Aug 2017 P	2017/05/12	2017/05/15
69376	BNP Paribas Arbit Issu B.V. – HSI R Bear CBBC Feb 2018 Q	2017/05/12	2017/05/15
69406	SG Issuer – HSI R Bear CBBC Aug 2017 N	2017/05/12	2017/05/15
69415	SG Issuer – HSI R Bear CBBC Sep 2017 L	2017/05/12	2017/05/15
69396	Goldman Sachs SP (Asia) – HSI R Bear CBBC Aug 2017 N	2017/05/12	2017/05/15
67230	Credit Suisse AG – SMIC R Bull CBBC Dec 2017 B	2017/05/12	2017/05/15
66798	HK Bank – Tencent R Bear CBBC Jan 2018 B	2017/05/12	2017/05/15
67484	Bank of East Asia – SMIC R Bull CBBC Apr 2018 A	2017/05/12	2017/05/15
69375	BNP Paribas Arbit Issu B.V. – HSI R Bear CBBC Feb 2018 P	2017/05/12	2017/05/15
69373	BNP Paribas Arbit Issu B.V. – HSI R Bear CBBC Feb 2018 J	2017/05/12	2017/05/15
69363	HK Bank – HSCEI R Bear CBBC Feb 2018 A	2017/05/12	2017/05/15
65968	Credit Suisse AG – Tencent R Bear CBBC Nov 2017 E	2017/05/12	2017/05/15
69245	Credit Suisse AG – Ping An R Bear CBBC May 2017 A	2017/05/12	2017/05/15
68311	SG Issuer – Tencent R Bear CBBC Oct 2017 C	2017/05/12	2017/05/15
69379	UBS AG – HSI R Bear CBBC Aug 2017 O	2017/05/12	2017/05/15
66598	J P Morgan SP BV – Tencent R Bear CBBC Apr 2018 B	2017/05/12	2017/05/15
69351	HK Bank – HSI R Bear CBBC Feb 2018 F	2017/05/12	2017/05/15
69346	HK Bank – Tencent R Bear CBBC Jul 2018 C	2017/05/12	2017/05/15
67478	HK Bank – HSCEI R Bear CBBC Jan 2018 A	2017/05/15	2017/05/16
68729	HK Bank – HSI R Bear CBBC Mar 2018 C	2017/05/15	2017/05/16
69543	SG Issuer – HSI R Bear CBBC Sep 2017 M	2017/05/15	2017/05/16
69500	Credit Suisse AG – HSI R Bear CBBC Aug 2017 Y	2017/05/15	2017/05/16
69509	UBS AG – HSI R Bear CBBC Aug 2017 P	2017/05/15	2017/05/16
69529	J P Morgan SP BV – HSI R Bear CBBC Aug 2017 R	2017/05/15	2017/05/16
68897	UBS AG – HSBC R Bear CBBC Nov 2017 A	2017/05/15	2017/05/16
65158	BNP Paribas Arbit Issu B.V. – HSI R Bear CBBC Feb 2018 G	2017/05/15	2017/05/16
67526	Macquarie Bank Ltd. – HSI R Bear CBBC May 2018 A	2017/05/15	2017/05/16
64539	SG Issuer – HSI R Bear CBBC Jun 2017 J	2017/05/15	2017/05/16
69446	Goldman Sachs SP (Asia) – HSI R Bear CBBC Aug 2017 O	2017/05/15	2017/05/16
66262	Credit Suisse AG – HSI R Bear CBBC Jul 2017 K	2017/05/15	2017/05/16
65088	SG Issuer – HSI R Bear CBBC Jul 2017 Z	2017/05/15	2017/05/16
64967	J P Morgan SP BV – HSI R Bear CBBC May 2017 W	2017/05/15	2017/05/16
68545	BNP Paribas Arbit Issu B.V. – Tencent R Bear CBBC Apr 2018 A	2017/05/15	2017/05/16
69541	SG Issuer – HSI R Bear CBBC Aug 2017 C	2017/05/15	2017/05/16
68459	Macquarie Bank Ltd. – Tencent R Bear CBBC Dec 2017 A	2017/05/15	2017/05/16
67677	J P Morgan SP BV – HSI R Bear CBBC Jul 2017 O	2017/05/15	2017/05/16
68564	Bank of East Asia – Tencent R Bear CBBC Apr 2018 A	2017/05/15	2017/05/16
64174	Credit Suisse AG – HSI R Bear CBBC Jul 2017 C	2017/05/15	2017/05/16
64808	SG Issuer – HSI R Bear CBBC Jun 2017 S	2017/05/15	2017/05/16
64760	UBS AG – HSI R Bear CBBC May 2017 F	2017/05/15	2017/05/16
69527	UBS AG – HSI R Bear CBBC Aug 2017 Q	2017/05/15	2017/05/16
61236	HK Bank – HSI R Bear CBBC Sep 2017 D	2017/05/15	2017/05/16
66716	UBS AG – HSI R Bear CBBC Jun 2017 N	2017/05/15	2017/05/16
66303	Goldman Sachs SP (Asia) – HSI R Bear CBBC Jun 2017 R	2017/05/15	2017/05/16
67208	BNP Paribas Arbit Issu B.V. – HSCEI R Bear CBBC Feb 2018 E	2017/05/15	2017/05/16
67103	J P Morgan SP BV – HSI R Bear CBBC Jul 2017 X	2017/05/15	2017/05/16
66532	UBS AG – HSI R Bear CBBC Jun 2017 V	2017/05/15	2017/05/16
67218	SG Issuer – China Life R Bear CBBC Sep 2017 D	2017/05/15	2017/05/16
66418	Credit Suisse AG – HSI R Bear CBBC Aug 2017 I	2017/05/15	2017/05/16
66196	BNP Paribas Arbit Issu B.V. – HSI R Bear CBBC Feb 2018 K	2017/05/16	2017/05/17
69791	SG Issuer – HSI R Bear CBBC Sep 2017 N	2017/05/16	2017/05/17
64655	Credit Suisse AG – HSI R Bear CBBC May 2017 O	2017/05/16	2017/05/17
62629	HK Bank – China Vanke R Bull CBBC Jan 2018 B	2017/05/16	2017/05/17
69788	SG Issuer – HSI R Bear CBBC Aug 2017 D	2017/05/16	2017/05/17
65091	SG Issuer – HSI R Bear CBBC Aug 2017 I	2017/05/16	2017/05/17
69775	UBS AG – HSI R Bear CBBC Aug 2017 U	2017/05/16	2017/05/17
68652	Credit Suisse AG – HSI R Bear CBBC Sep 2017 F	2017/05/16	2017/05/17
65021	J P Morgan SP BV – HSBC R Bear CBBC Oct 2017 B	2017/05/16	2017/05/17
69510	HK Bank – Tencent R Bear CBBC Dec 2017 A	2017/05/16	2017/05/17
66463	Goldman Sachs SP (Asia) – HSI R Bear CBBC Jun 2017 T	2017/05/16	2017/05/17

List of expired CBBC, 2017 (continued)

Code	CBBC	Last trading date	Delisted date
68083	UBS AG – HSI R Bear CBBC Jul 2017 S	2017/05/16	2017/05/17
68746	SG Issuer – Tencent R Bear CBBC Nov 2017 C	2017/05/16	2017/05/17
64849	J P Morgan SP BV – HSI R Bear CBBC May 2017 I	2017/05/16	2017/05/17
69568	BNP Paribas Arbit Issu B.V. – HSI R Bear CBBC Feb 2018 D	2017/05/16	2017/05/17
64852	J P Morgan SP BV – HSI R Bear CBBC May 2017 J	2017/05/16	2017/05/17
69570	Goldman Sachs SP (Asia) – HSI R Bear CBBC Aug 2017 P	2017/05/16	2017/05/17
69555	BNP Paribas Arbit Issu B.V. – HSI R Bear CBBC Feb 2018 R	2017/05/16	2017/05/17
69600	Macquarie Bank Ltd. – HSI R Bear CBBC May 2018 D	2017/05/16	2017/05/17
69620	J P Morgan SP BV – HSI R Bear CBBC Aug 2017 T	2017/05/16	2017/05/17
69621	J P Morgan SP BV – HSI R Bear CBBC Aug 2017 U	2017/05/16	2017/05/17
69657	J P Morgan SP BV – HSI R Bear CBBC Aug 2017 V	2017/05/16	2017/05/17
65238	BNP Paribas Arbit Issu B.V. – HSI R Bear CBBC Feb 2018 I	2017/05/16	2017/05/17
69664	Credit Suisse AG – HSI R Bear CBBC Sep 2017 J	2017/05/16	2017/05/17
69666	Credit Suisse AG – HSI R Bear CBBC May 2018 A	2017/05/16	2017/05/17
69761	UBS AG – HSI R Bear CBBC Aug 2017 R	2017/05/16	2017/05/17
69767	UBS AG – HSI R Bear CBBC Aug 2017 S	2017/05/16	2017/05/17
69079	HK Bank – HSI R Bear CBBC Feb 2018 E	2017/05/16	2017/05/17
69547	BNP Paribas Arbit Issu B.V. – HSCEI R Bear CBBC Feb 2018 G	2017/05/16	2017/05/17
69949	Credit Suisse AG – HSI R Bear CBBC Sep 2017 O	2017/05/17	2017/05/18
67087	J P Morgan SP BV – HKEX R Bear CBBC Jan 2018 B	2017/05/17	2017/05/18
69981	J P Morgan SP BV – HSI R Bear CBBC Aug 2017 Y	2017/05/17	2017/05/18
69948	Credit Suisse AG – HSI R Bear CBBC Sep 2017 N	2017/05/17	2017/05/18
69947	Credit Suisse AG – HSI R Bear CBBC Sep 2017 M	2017/05/17	2017/05/18
69937	SG Issuer – HSI R Bear CBBC Aug 2017 L	2017/05/17	2017/05/18
69830	Goldman Sachs SP (Asia) – HSI R Bear CBBC Aug 2017 Q	2017/05/17	2017/05/18
69924	J P Morgan SP BV – HSI R Bear CBBC Aug 2017 W	2017/05/17	2017/05/18
69801	BNP Paribas Arbit Issu B.V. – HSI R Bear CBBC Feb 2018 S	2017/05/17	2017/05/18
66459	J P Morgan SP BV – Sands China R Bull CBBC Jan 2018 A	2017/05/17	2017/05/18
60023	UBS AG – HSI R Bear CBBC Aug 2017 X	2017/05/17	2017/05/18
69842	BNP Paribas Arbit Issu B.V. – HSI R Bear CBBC Feb 2018 E	2017/05/17	2017/05/18
69838	Goldman Sachs SP (Asia) – HSI R Bear CBBC Aug 2017 R	2017/05/17	2017/05/18
60001	UBS AG – HSI R Bear CBBC Aug 2017 V	2017/05/17	2017/05/18
60022	UBS AG – HSI R Bear CBBC Aug 2017 W	2017/05/17	2017/05/18
69803	BNP Paribas Arbit Issu B.V. – HSI R Bear CBBC Feb 2018 V	2017/05/17	2017/05/18
68812	Credit Suisse AG – Tencent R Bear CBBC Dec 2017 B	2017/05/18	2017/05/19
60045	UBS AG – HSI R Bull CBBC Jul 2018 H	2017/05/18	2017/05/19
68744	SG Issuer – Tencent R Bear CBBC Oct 2017 D	2017/05/18	2017/05/19
60226	Goldman Sachs SP (Asia) – HSI R Bull CBBC Mar 2018 A	2017/05/18	2017/05/19
60221	SG Issuer – HSI R Bull CBBC Sep 2018 D	2017/05/18	2017/05/19
60207	SG Issuer – HSI R Bear CBBC Aug 2017 M	2017/05/18	2017/05/19
60223	SG Issuer – HSI R Bull CBBC Oct 2018 J	2017/05/18	2017/05/19
66844	J P Morgan SP BV – HKEX R Bull CBBC May 2017 B	2017/05/18	2017/05/22
60169	J P Morgan SP BV – HSI R Bull CBBC Aug 2018 M	2017/05/18	2017/05/19
62649	J P Morgan SP BV – China Mobile R Bear CBBC May 2017 C	2017/05/18	2017/05/22
68019	J P Morgan SP BV – Tencent R Bear CBBC Apr 2018 E	2017/05/18	2017/05/19
66269	Credit Suisse AG – Tencent R Bear CBBC Nov 2017 F	2017/05/18	2017/05/19
68547	BNP Paribas Arbit Issu B.V. – Tencent R Bear CBBC Apr 2018 B	2017/05/18	2017/05/19
68226	J P Morgan SP BV – Tencent R Bear CBBC Apr 2018 F	2017/05/18	2017/05/19
68910	UBS AG – Tencent R Bear CBBC Dec 2017 B	2017/05/18	2017/05/19
62165	J P Morgan SP BV – China Mobile R Bear CBBC May 2017 B	2017/05/18	2017/05/22
68413	J P Morgan SP BV – Tencent R Bear CBBC Jun 2018 A	2017/05/18	2017/05/19
67720	HK Bank – Tencent R Bear CBBC Jul 2018 A	2017/05/18	2017/05/19
60101	Credit Suisse AG – HSI R Bear CBBC Sep 2017 S	2017/05/18	2017/05/19
69901	Goldman Sachs SP (Asia) – HSI R Bull CBBC Jan 2018 G	2017/05/18	2017/05/19
68109	UBS AG – Tencent R Bear CBBC Nov 2017 A	2017/05/18	2017/05/19
69278	Credit Suisse AG – AIA R Bull CBBC Dec 2017 C	2017/05/18	2017/05/19
60048	Goldman Sachs SP (Asia) – HSI R Bear CBBC Aug 2017 S	2017/05/18	2017/05/19
60056	Goldman Sachs SP (Asia) – HSI R Bear CBBC Aug 2017 T	2017/05/18	2017/05/19
60057	BNP Paribas Arbit Issu B.V. – HSI R Bear CBBC Feb 2018 F	2017/05/18	2017/05/19
60062	HK Bank – HKEX R Bull CBBC Jul 2018 B	2017/05/18	2017/05/19
60166	J P Morgan SP BV – HSI R Bear CBBC Aug 2017 A	2017/05/18	2017/05/19
60087	HK Bank – HSI R Bear CBBC Apr 2018 D	2017/05/18	2017/05/19
69958	Credit Suisse AG – HSI R Bull CBBC Aug 2018 X	2017/05/18	2017/05/19
60103	Credit Suisse AG – HSI R Bear CBBC Sep 2017 T	2017/05/18	2017/05/19
60111	Credit Suisse AG – HSI R Bull CBBC Feb 2018 O	2017/05/18	2017/05/19
69271	HK Bank – Great Wall Motor R Bull CBBC Apr 2018 A	2017/05/18	2017/05/19
60112	Macquarie Bank Ltd. – Tencent R Bear CBBC Dec 2017 B	2017/05/18	2017/05/19
60114	UBS AG – HSI R Bear CBBC Aug 2017 C	2017/05/18	2017/05/19
60115	UBS AG – HSI R Bear CBBC Aug 2017 D	2017/05/18	2017/05/19
68069	HK Bank – Tencent R Bear CBBC Jun 2018 A	2017/05/18	2017/05/19
69248	SG Issuer – Tencent R Bear CBBC Oct 2017 E	2017/05/18	2017/05/19
69929	J P Morgan SP BV – HSI R Bull CBBC Mar 2018 V	2017/05/18	2017/05/19
60134	UBS AG – HSI R Bull CBBC Sep 2018 D	2017/05/18	2017/05/19
60076	HK Bank – HSI R Bear CBBC Apr 2018 C	2017/05/18	2017/05/19
61168	SG Issuer – BOC HK R Bear CBBC Jul 2018 A	2017/05/19	2017/05/22
60362	UBS AG – HSI R Bull CBBC Aug 2018 T	2017/05/19	2017/05/22
60335	UBS AG – HSI R Bear CBBC Aug 2017 F	2017/05/19	2017/05/22
60334	Credit Suisse AG – HSI R Bull CBBC Feb 2018 H	2017/05/19	2017/05/22
60333	Credit Suisse AG – HSI R Bear CBBC Sep 2017 V	2017/05/19	2017/05/22
60328	J P Morgan SP BV – HSI R Bull CBBC Aug 2018 O	2017/05/19	2017/05/22
60292	Goldman Sachs SP (Asia) – HSI R Bear CBBC Aug 2017 V	2017/05/19	2017/05/22
60302	J P Morgan SP BV – HSI R Bear CBBC Aug 2017 C	2017/05/19	2017/05/22
60297	SG Issuer – HSI R Bear CBBC Aug 2017 P	2017/05/19	2017/05/22
64974	J P Morgan SP BV – HSI R Bear CBBC May 2017 Y	2017/05/22	2017/05/23
60535	SG Issuer – HSI R Bull CBBC Oct 2018 N	2017/05/22	2017/05/23
60536	SG Issuer – HSI R Bull CBBC Nov 2018 E	2017/05/22	2017/05/23
60537	Goldman Sachs SP (Asia) – HSI R Bull CBBC Mar 2018 D	2017/05/22	2017/05/23

List of expired CBBC, 2017 (continued)

Code	CBBC	Last trading date	Delisted date
60542	J P Morgan SP BV – HSI R Bear CBBC Aug 2017 E	2017/05/22	2017/05/23
66385	UBS AG – HSI R Bear CBBC Jun 2017 I	2017/05/22	2017/05/23
69855	SG Issuer – HSI R Bear CBBC Oct 2017 E	2017/05/22	2017/05/23
68857	J P Morgan SP BV – Tencent R Bear CBBC Jun 2018 B	2017/05/22	2017/05/23
60528	SG Issuer – HSI R Bear CBBC Aug 2017 T	2017/05/22	2017/05/23
60567	J P Morgan SP BV – HSI R Bull CBBC Aug 2018 P	2017/05/22	2017/05/23
68813	Credit Suisse AG – Tencent R Bear CBBC Dec 2017 C	2017/05/22	2017/05/23
69107	HK Bank – Geely Auto R Bear CBBC Apr 2018 C	2017/05/22	2017/05/23
64658	Credit Suisse AG – HSI R Bear CBBC May 2017 P	2017/05/22	2017/05/23
63841	HK Bank – Ping An R Bear CBBC Aug 2017 A	2017/05/22	2017/05/23
60379	BNP Paribas Arbit Issu B.V. – HSCEI R Bear CBBC Feb 2018 H	2017/05/22	2017/05/23
69916	SG Issuer – Tencent R Bear CBBC Nov 2017 D	2017/05/22	2017/05/23
60494	Credit Suisse AG – HSI R Bear CBBC Sep 2017 W	2017/05/22	2017/05/23
60396	BNP Paribas Arbit Issu B.V. – HSI R Bear CBBC Feb 2018 Y	2017/05/22	2017/05/23
60397	Goldman Sachs SP (Asia) – HSI R Bear CBBC Aug 2017 X	2017/05/22	2017/05/23
60414	HK Bank – HSI R Bull CBBC Aug 2018 D	2017/05/22	2017/05/23
60531	SG Issuer – HSI R Bear CBBC Sep 2017 U	2017/05/22	2017/05/23
60351	UBS AG – Tencent R Bear CBBC Nov 2017 B	2017/05/22	2017/05/23
60518	UBS AG – Tencent R Bear CBBC Oct 2017 B	2017/05/22	2017/05/23
60391	BNP Paribas Arbit Issu B.V. – Tencent R Bear CBBC Apr 2018 D	2017/05/22	2017/05/23
60477	BNP Paribas Arbit Issu B.V. – HSI R Bull CBBC Aug 2018 E	2017/05/22	2017/05/23
68513	HK Bank – Tencent R Bear CBBC Jul 2018 B	2017/05/22	2017/05/23
66735	Goldman Sachs SP (Asia) – HSI R Bear CBBC Jun 2017 X	2017/05/22	2017/05/23
61406	SG Issuer – HSI R Bear CBBC Jul 2017 A	2017/05/22	2017/05/23
60499	Credit Suisse AG – HSBC R Bull CBBC Jan 2018 D	2017/05/22	2017/05/23
60508	UBS AG – HSI R Bear CBBC Aug 2017 G	2017/05/22	2017/05/23
60509	UBS AG – HSI R Bear CBBC Aug 2017 I	2017/05/22	2017/05/23
60300	SG Issuer – HSI R Bear CBBC Sep 2017 T	2017/05/22	2017/05/23
60510	UBS AG – HSI R Bull CBBC Mar 2018 A	2017/05/22	2017/05/23
60469	Bank of East Asia – Tencent R Bear CBBC Apr 2018 B	2017/05/22	2017/05/23
60647	SG Issuer – HSI R Bear CBBC Aug 2017 U	2017/05/23	2017/05/24
68718	J P Morgan SP BV – Geely Auto R Bear CBBC Feb 2018 A	2017/05/23	2017/05/24
60651	UBS AG – HSI R Bull CBBC Jul 2018 K	2017/05/23	2017/05/24
60678	UBS AG – HSI R Bear CBBC Aug 2017 L	2017/05/23	2017/05/24
69255	J P Morgan SP BV – Tencent R Bear CBBC Jul 2018 B	2017/05/23	2017/05/24
69495	HK Bank – Galaxy Ent R Bear CBBC Jul 2018 A	2017/05/23	2017/05/24
68555	BNP Paribas Arbit Issu B.V. – Tencent R Bear CBBC Apr 2018 C	2017/05/23	2017/05/24
60621	J P Morgan SP BV – HSI R Bear CBBC Aug 2017 F	2017/05/23	2017/05/24
69995	UBS AG – Tencent R Bear CBBC Dec 2017 C	2017/05/23	2017/05/24
69240	Credit Suisse AG – Tencent R Bear CBBC Jan 2018 A	2017/05/23	2017/05/24
60582	BNP Paribas Arbit Issu B.V. – HSCEI R Bull CBBC Aug 2018 H	2017/05/23	2017/05/24
60589	Goldman Sachs SP (Asia) – HSI R Bear CBBC Aug 2017 Y	2017/05/23	2017/05/24
60581	BNP Paribas Arbit Issu B.V. – HSI R Bear CBBC Feb 2018 D	2017/05/23	2017/05/24
60591	Credit Suisse AG – HSI R Bull CBBC Mar 2018 H	2017/05/23	2017/05/24
68490	J P Morgan SP BV – CSOP A50 ETF R Bear CBBC Oct 2017 A	2017/05/23	2017/05/24
69167	SG Issuer – Ping An R Bear CBBC Jul 2017 A	2017/05/23	2017/05/24
60436	Macquarie Bank Ltd. – Tencent R Bear CBBC Dec 2017 C	2017/05/23	2017/05/24
60600	Credit Suisse AG – HSI R Bear CBBC Sep 2017 Y	2017/05/23	2017/05/24
60451	HK Bank – CC Bank R Bull CBBC Aug 2018 A	2017/05/24	2017/05/25
60754	Credit Suisse AG – HSI R Bear CBBC Sep 2017 B	2017/05/24	2017/05/25
60614	J P Morgan SP BV – HSI R Bull CBBC Apr 2018 K	2017/05/24	2017/05/25
60558	J P Morgan SP BV – HKEX R Bull CBBC Jun 2018 B	2017/05/24	2017/05/25
60773	UBS AG – HSI R Bull CBBC Feb 2018 J	2017/05/24	2017/05/25
67476	HK Bank – CUni R Bear CBBC Mar 2018 B	2017/05/24	2017/05/25
60776	UBS AG – HSI R Bear CBBC Aug 2017 M	2017/05/24	2017/05/25
60782	J P Morgan SP BV – HSI R Bear CBBC Aug 2017 G	2017/05/24	2017/05/25
60692	SG Issuer – HKEX R Bull CBBC Feb 2018 D	2017/05/24	2017/05/25
60749	Credit Suisse AG – HSI R Bull CBBC Feb 2018 U	2017/05/24	2017/05/25
60741	HK Bank – HSI R Bear CBBC Apr 2018 F	2017/05/24	2017/05/25
60592	Credit Suisse AG – HSI R Bull CBBC Apr 2018 A	2017/05/24	2017/05/25
60650	Goldman Sachs SP (Asia) – HSI R Bull CBBC Aug 2018 B	2017/05/24	2017/05/25
60739	HK Bank – HSI R Bear CBBC Apr 2018 E	2017/05/24	2017/05/25
60736	HK Bank – Tencent R Bear CBBC Mar 2018 C	2017/05/24	2017/05/25
60718	Haitong Int'l Sec – Tencent R Bear CBBC Dec 2017 A	2017/05/24	2017/05/25
60752	Credit Suisse AG – HSI R Bear CBBC Aug 2017 Z	2017/05/24	2017/05/25
60855	SG Issuer – HSI R Bear CBBC Sep 2017 W	2017/05/25	2017/05/26
69651	J P Morgan SP BV – HSCEI R Bear CBBC Apr 2018 B	2017/05/25	2017/05/26
60863	Goldman Sachs SP (Asia) – HSI R Bear CBBC Aug 2017 Z	2017/05/25	2017/05/26
60870	Credit Suisse AG – HSI R Bear CBBC Aug 2017 C	2017/05/25	2017/05/26
68352	Credit Suisse AG – HSI R Bear CBBC Sep 2017 E	2017/05/25	2017/05/26
60869	Credit Suisse AG – HSI R Bear CBBC Aug 2017 B	2017/05/25	2017/05/26
60875	UBS AG – Tencent R Bear CBBC Dec 2017 E	2017/05/25	2017/05/26
68437	Goldman Sachs SP (Asia) – HSI R Bear CBBC Aug 2017 G	2017/05/25	2017/05/26
69597	Macquarie Bank Ltd. – HSI R Bear CBBC May 2018 C	2017/05/25	2017/05/26
65443	SG Issuer – HSI R Bear CBBC Nov 2017 A	2017/05/25	2017/05/26
60854	SG Issuer – HSI R Bear CBBC Aug 2017 X	2017/05/25	2017/05/26
60884	UBS AG – HSI R Bear CBBC Aug 2017 N	2017/05/25	2017/05/26
64902	Goldman Sachs SP (Asia) – HSI R Bear CBBC May 2017 Z	2017/05/25	2017/05/26
60850	J P Morgan SP BV – HSI R Bear CBBC Aug 2017 I	2017/05/25	2017/05/26
60849	J P Morgan SP BV – HSI R Bear CBBC Aug 2017 H	2017/05/25	2017/05/26
60839	J P Morgan SP BV – Tencent R Bear CBBC Apr 2018 G	2017/05/25	2017/05/26
60794	HK Bank – Tencent R Bear CBBC Jul 2018 D	2017/05/25	2017/05/26
69668	Credit Suisse AG – HSI R Bear CBBC Sep 2017 K	2017/05/25	2017/05/26
68911	SG Issuer – A50 R Bear CBBC Oct 2017 B	2017/05/25	2017/05/26
69424	J P Morgan SP BV – HSI R Bear CBBC Aug 2017 Q	2017/05/25	2017/05/26
65159	BNP Paribas Arbit Issu B.V. – HSI R Bear CBBC Feb 2018 H	2017/05/25	2017/05/26
60294	Goldman Sachs SP (Asia) – HSI R Bear CBBC Aug 2017 W	2017/05/25	2017/05/26

List of expired CBBC, 2017 (continued)

Code	CBBC	Last trading date	Delisted date
69354	HK Bank – HSI R Bear CBBC Mar 2018 E	2017/05/25	2017/05/26
69982	J P Morgan SP BV – HSI R Bear CBBC Aug 2017 Z	2017/05/25	2017/05/26
60117	UBS AG – HSI R Bear CBBC Aug 2017 E	2017/05/25	2017/05/26
60277	SG Issuer – HSCEI R Bear CBBC Oct 2018 A	2017/05/25	2017/05/26
65173	J P Morgan SP BV – HSI R Bear CBBC Jul 2017 K	2017/05/25	2017/05/26
66260	Credit Suisse AG – HSI R Bear CBBC Jul 2017 J	2017/05/25	2017/05/26
66467	BNP Paribas Arbit Issu B.V. – HSI R Bear CBBC Feb 2018 O	2017/05/25	2017/05/26
66465	Goldman Sachs SP (Asia) – HSI R Bear CBBC Jun 2017 U	2017/05/25	2017/05/26
60072	HK Bank – HSI R Bear CBBC Oct 2017 E	2017/05/25	2017/05/26
66305	Goldman Sachs SP (Asia) – HSI R Bear CBBC Jul 2017 N	2017/05/25	2017/05/26
64809	SG Issuer – HSI R Bear CBBC Jun 2017 T	2017/05/25	2017/05/26
63853	J P Morgan SP BV – HSI R Bear CBBC May 2017 O	2017/05/25	2017/05/26
67831	Credit Suisse AG – HSI R Bear CBBC May 2017 A	2017/05/25	2017/05/26
66281	SG Issuer – HSI R Bear CBBC Jul 2017 O	2017/05/25	2017/05/26
68096	UBS AG – HSI R Bear CBBC Jul 2017 T	2017/05/25	2017/05/26
63992	HK Bank – Ping An R Bear CBBC Mar 2018 A	2017/05/25	2017/05/26
68089	UBS AG – HSI R Bear CBBC Jul 2017 O	2017/05/25	2017/05/26
67934	Bank of East Asia – CAM CSI300 R Bull CBBC May 2017 A	2017/05/25	2017/05/29
67164	HK Bank – HSCEI R Bear CBBC Oct 2017 C	2017/05/25	2017/05/26
64323	UBS AG – HSI R Bear CBBC Jun 2017 B	2017/05/25	2017/05/26
65973	Credit Suisse AG – Ping An R Bear CBBC Dec 2017 A	2017/05/25	2017/05/26
64659	Credit Suisse AG – HSI R Bear CBBC Jul 2017 D	2017/05/25	2017/05/26
66972	UBS AG – HSI R Bear CBBC Jun 2017 Z	2017/05/25	2017/05/26
66586	J P Morgan SP BV – HSI R Bear CBBC Jun 2017 N	2017/05/25	2017/05/26
69953	SG Issuer – CSA50 R Bear CBBC Aug 2017 B	2017/05/25	2017/05/26
66561	SG Issuer – HSI R Bear CBBC Jul 2017 Q	2017/05/25	2017/05/26
67639	HK Bank – CSOP A50 ETF R Bear CBBC Aug 2017 B	2017/05/25	2017/05/26
67662	HK Bank – A50 R Bear CBBC Aug 2017 B	2017/05/25	2017/05/26
66676	SG Issuer – A50 R Bear CBBC Aug 2017 B	2017/05/25	2017/05/26
62550	SG Issuer – HSI R Bear CBBC Jul 2017 I	2017/05/25	2017/05/26
69320	HK Bank – HSI R Bear CBBC May 2017 D	2017/05/25	2017/05/26
66721	Credit Suisse AG – HSI R Bear CBBC Jul 2017 R	2017/05/25	2017/05/26
64851	J P Morgan SP BV – HSI R Bear CBBC May 2017 B	2017/05/25	2017/05/26
64761	UBS AG – HSI R Bear CBBC Jun 2017 F	2017/05/26	2017/05/29
60918	Credit Suisse AG – HSI R Bear CBBC Aug 2017 D	2017/05/26	2017/05/29
67930	Bank of East Asia – Tencent R Bull CBBC May 2017 A	2017/05/26	2017/05/31
60926	Goldman Sachs SP (Asia) – HSI R Bear CBBC Aug 2017 A	2017/05/26	2017/05/29
64599	J P Morgan SP BV – HSI R Bear CBBC May 2017 P	2017/05/26	2017/05/31
60931	SG Issuer – HSI R Bear CBBC Sep 2017 X	2017/05/26	2017/05/29
62998	Goldman Sachs SP (Asia) – HSI R Bull CBBC May 2017 B	2017/05/26	2017/05/31
64972	J P Morgan SP BV – HSI R Bear CBBC May 2017 X	2017/05/26	2017/05/29
66646	BNP Paribas Arbit Issu B.V. – HSCEI R Bear CBBC Feb 2018 D	2017/05/26	2017/05/29
64112	BNP Paribas Arbit Issu B.V. – HSCEI R Bear CBBC May 2017 C	2017/05/26	2017/05/31
63368	Goldman Sachs SP (Asia) – HSI R Bull CBBC May 2017 H	2017/05/26	2017/05/31
62941	Goldman Sachs SP (Asia) – HSI R Bull CBBC May 2017 A	2017/05/26	2017/05/31
63025	UBS AG – HSI R Bull CBBC May 2017 B	2017/05/26	2017/05/31
63102	Goldman Sachs SP (Asia) – HSI R Bull CBBC May 2017 C	2017/05/26	2017/05/31
62904	UBS AG – HSI R Bull CBBC May 2017 A	2017/05/26	2017/05/31
60930	SG Issuer – HSI R Bear CBBC Aug 2017 Q	2017/05/26	2017/05/29
64365	Credit Suisse AG – HSCEI R Bear CBBC May 2017 B	2017/05/26	2017/05/31
64664	Credit Suisse AG – HSI R Bear CBBC Jul 2017 E	2017/05/26	2017/05/29
63528	Goldman Sachs SP (Asia) – HSI R Bull CBBC May 2017 J	2017/05/26	2017/05/31
63106	Goldman Sachs SP (Asia) – HSI R Bull CBBC May 2017 D	2017/05/26	2017/05/31
60947	J P Morgan SP BV – Tencent R Bear CBBC Mar 2018 D	2017/05/26	2017/05/29
69104	HK Bank – HSCEI R Bear CBBC May 2017 C	2017/05/26	2017/05/31
64843	J P Morgan SP BV – HSCEI R Bear CBBC May 2017 C	2017/05/26	2017/05/31
66565	SG Issuer – HSI R Bear CBBC Aug 2017 V	2017/05/26	2017/05/29
69880	SG Issuer – HKEK R Bear CBBC May 2017 A	2017/05/26	2017/05/31
62167	SGA Societe Generale Acceptance N.V. – CMob R Bull CBBC May17A	2017/05/26	2017/05/31
64903	Goldman Sachs SP (Asia) – HSI R Bear CBBC May 2017 A	2017/05/26	2017/05/31
64904	Goldman Sachs SP (Asia) – HSI R Bear CBBC May 2017 B	2017/05/26	2017/05/31
67427	BNP Paribas Arbit Issu B.V. – HSI R Bear CBBC Feb 2018 T	2017/05/26	2017/05/29
63793	UBS AG – HKEK R Bear CBBC May 2017 A	2017/05/26	2017/05/31
61037	HK Bank – Ping An R Bull CBBC May 2017 A	2017/05/26	2017/05/31
66309	Goldman Sachs SP (Asia) – HSI R Bear CBBC Jul 2017 O	2017/05/26	2017/05/29
64107	BNP Paribas Arbit Issu B.V. – HSCEI R Bear CBBC May 2017 B	2017/05/26	2017/05/31
63851	J P Morgan SP BV – HSI R Bear CBBC May 2017 N	2017/05/26	2017/05/31
60917	Credit Suisse AG – HSI R Bear CBBC Aug 2017 L	2017/05/26	2017/05/29
69534	J P Morgan SP BV – HSI R Bear CBBC Aug 2017 S	2017/05/26	2017/05/29
64853	J P Morgan SP BV – HSI R Bear CBBC May 2017 L	2017/05/26	2017/05/31
60915	Macquarie Bank Ltd. – Ping An R Bear CBBC Jul 2018 B	2017/05/26	2017/05/29
64600	J P Morgan SP BV – HSI R Bear CBBC May 2017 E	2017/05/26	2017/05/31
64876	UBS AG – HSCEI R Bear CBBC May 2017 C	2017/05/26	2017/05/31
64255	UBS AG – HSCEI R Bear CBBC May 2017 B	2017/05/26	2017/05/31
63974	HK Bank – HSI R Bear CBBC Dec 2017 D	2017/05/26	2017/05/29
67491	UBS AG – HSCEI R Bear CBBC Jul 2017 A	2017/05/26	2017/05/29
60895	UBS AG – HSI R Bear CBBC Aug 2017 O	2017/05/26	2017/05/29
60704	SG Issuer – Lenovo R Bull CBBC Feb 2018 B	2017/05/29	2017/05/31
61049	J P Morgan SP BV – HSI R Bear CBBC Aug 2017 K	2017/05/29	2017/05/31
61048	J P Morgan SP BV – HSI R Bear CBBC Aug 2017 J	2017/05/29	2017/05/31
66613	Credit Suisse AG – HSI R Bear CBBC Jul 2017 M	2017/05/29	2017/05/31
61043	SG Issuer – HSI R Bear CBBC Sep 2017 Y	2017/05/29	2017/05/31
61026	UBS AG – HSI R Bear CBBC Aug 2017 P	2017/05/29	2017/05/31
60949	Goldman Sachs SP (Asia) – HSI R Bear CBBC Aug 2017 B	2017/05/29	2017/05/31
69268	HK Bank – Lenovo R Bull CBBC Apr 2018 A	2017/05/29	2017/05/31
61041	SG Issuer – HSI R Bear CBBC Aug 2017 E	2017/05/29	2017/05/31
61036	UBS AG – Tencent R Bear CBBC Nov 2017 C	2017/05/29	2017/05/31

List of expired CBBC, 2017 (continued)

Code	CBBC	Last trading date	Delisted date
61028	UBS AG – Tencent R Bull CBBC Dec 2017 H	2017/05/29	2017/05/31
66284	SG Issuer – HSI R Bear CBBC Aug 2017 R	2017/05/29	2017/05/31
61027	UBS AG – HSI R Bear CBBC Aug 2017 Q	2017/05/29	2017/05/31
60952	Goldman Sachs SP (Asia) – HSI R Bear CBBC Aug 2017 C	2017/05/29	2017/05/31
60967	HK Bank – Tencent R Bull CBBC Jul 2018 J	2017/05/29	2017/05/31
61018	Credit Suisse AG – Tencent R Bull CBBC Mar 2018 D	2017/05/29	2017/05/31
61015	Credit Suisse AG – HSI R Bear CBBC Aug 2017 F	2017/05/29	2017/05/31
61013	Credit Suisse AG – HSI R Bear CBBC Aug 2017 E	2017/05/29	2017/05/31
69254	J P Morgan SP BV – Lenovo R Bull CBBC Sep 2018 A	2017/05/29	2017/05/31
60792	HK Bank – Sands China R Bear CBBC Mar 2018 A	2017/05/29	2017/05/31
60960	HK Bank – Tencent R Bull CBBC Aug 2018 A	2017/05/31	2017/06/01
64289	HK Bank – Geely Auto R Bear CBBC Mar 2018 B	2017/05/31	2017/06/01
69936	Macquarie Bank Ltd. – HSI R Bear CBBC Jun 2018 B	2017/05/31	2017/06/01
64982	SG Issuer – Geely Auto R Bear CBBC Aug 2017 C	2017/05/31	2017/06/01
60636	J P Morgan SP BV – Galaxy Ent R Bear CBBC Jan 2018 A	2017/05/31	2017/06/01
60923	Credit Suisse AG – Tencent R Bull CBBC Feb 2018 H	2017/05/31	2017/06/01
66197	BNP Paribas Issuance B.V. – HSI R Bear CBBC Feb 2018 N	2017/05/31	2017/06/01
64493	SG Issuer – PetroChina R Bull CBBC Oct 2018 A	2017/05/31	2017/06/01
60945	J P Morgan SP BV – Tencent R Bull CBBC Oct 2017 P	2017/05/31	2017/06/01
60882	UBS AG – Tencent R Bull CBBC Dec 2017 G	2017/05/31	2017/06/01
60963	HK Bank – Tencent R Bull CBBC Jul 2018 I	2017/05/31	2017/06/01
60320	J P Morgan SP BV – HSI R Bear CBBC Aug 2017 D	2017/05/31	2017/06/01
60998	SG Issuer – Tencent R Bull CBBC Feb 2018 I	2017/05/31	2017/06/01
65279	HK Bank – PetCh R Bull CBBC Dec 2017 A	2017/05/31	2017/06/01
61002	BNP Paribas Issuance B.V. – Tencent R Bull CBBC Aug 2018 G	2017/05/31	2017/06/01
61017	Credit Suisse AG – Tencent R Bull CBBC Mar 2018 C	2017/05/31	2017/06/01
65110	J P Morgan SP BV – HSI R Bear CBBC Jul 2017 J	2017/05/31	2017/06/01
60901	Bank of East Asia – Tencent R Bull CBBC May 2018 C	2017/05/31	2017/06/01
60843	J P Morgan SP BV – Tencent R Bull CBBC Sep 2017 K	2017/05/31	2017/06/01
60767	Macquarie Bank Ltd. – HSI R Bear CBBC Jun 2018 C	2017/05/31	2017/06/01
61178	HK Bank – HSI R Bear CBBC Sep 2017 C	2017/05/31	2017/06/01
68176	Credit Suisse AG – Galaxy Ent R Bear CBBC Dec 2017 E	2017/05/31	2017/06/01
60802	HK Bank – Tencent R Bull CBBC Mar 2018 N	2017/05/31	2017/06/01
69852	SG Issuer – HSI R Bear CBBC Sep 2017 P	2017/05/31	2017/06/01
67438	HK Bank – Geely Auto R Bear CBBC Mar 2018 F	2017/05/31	2017/06/01
68438	Goldman Sachs SP (Asia) – HSI R Bear CBBC Aug 2017 H	2017/05/31	2017/06/01
67448	Credit Suisse AG – Geely Auto R Bear CBBC Dec 2017 E	2017/05/31	2017/06/01
66787	SG Issuer – HSI R Bear CBBC Aug 2017 Y	2017/05/31	2017/06/01
68304	SG Issuer – Geely Auto R Bear CBBC Nov 2017 A	2017/05/31	2017/06/01
60999	SG Issuer – Tencent R Bull CBBC Mar 2018 I	2017/05/31	2017/06/01
62200	SG Issuer – ABC R Bear CBBC Sep 2017 A	2017/05/31	2017/06/01
67282	Credit Suisse AG – HSCEI R Bear CBBC Sep 2017 B	2017/05/31	2017/06/01
63539	Credit Suisse AG – China Life R Bear CBBC Oct 2017 A	2017/05/31	2017/06/01
60106	Credit Suisse AG – HSI R Bear CBBC Sep 2017 U	2017/05/31	2017/06/01
60265	SG Issuer – HSCEI R Bear CBBC Sep 2018 A	2017/05/31	2017/06/01
66386	UBS AG – HSI R Bear CBBC Jun 2017 L	2017/05/31	2017/06/01
61070	Goldman Sachs SP (Asia) – HSI R Bear CBBC Sep 2017 I	2017/05/31	2017/06/01
61122	Credit Suisse AG – HSI R Bear CBBC Dec 2017 C	2017/05/31	2017/06/01
61130	J P Morgan SP BV – Tencent R Bull CBBC Oct 2017 Q	2017/05/31	2017/06/01
64495	SG Issuer – Galaxy R Bear CBBC Sep 2017 C	2017/05/31	2017/06/01
61104	UBS AG – Tencent R Bull CBBC Nov 2018 A	2017/05/31	2017/06/01
61092	UBS AG – HSI R Bear CBBC Aug 2017 R	2017/05/31	2017/06/01
61060	J P Morgan SP BV – Tencent R Bull CBBC Sep 2017 L	2017/05/31	2017/06/01
61064	BNP Paribas Issuance B.V. – HSI R Bear CBBC Feb 2018 I	2017/05/31	2017/06/01
64519	UBS AG – HSI R Bear CBBC Jun 2017 D	2017/05/31	2017/06/01
61068	BNP Paribas Issuance B.V. – Tencent R Bull CBBC Aug 2018 H	2017/05/31	2017/06/01
61077	HK Bank – Tencent R Bull CBBC Jul 2018 K	2017/05/31	2017/06/01
64581	J P Morgan SP BV – Geely Auto R Bear CBBC Nov 2017 A	2017/05/31	2017/06/01
61135	SG Issuer – HSI R Bear CBBC Aug 2017 F	2017/05/31	2017/06/01
61084	HK Bank – Tencent R Bear CBBC Jul 2018 E	2017/05/31	2017/06/01
61066	BNP Paribas Issuance B.V. – HSCEI R Bear CBBC Feb 2018 I	2017/05/31	2017/06/01
60807	HK Bank – Tencent R Bull CBBC Jul 2018 H	2017/06/01	2017/06/02
60608	Credit Suisse AG – Galaxy Ent R Bear CBBC Jan 2018 A	2017/06/01	2017/06/02
63547	HK Bank – Galaxy Ent R Bear CBBC Dec 2017 A	2017/06/01	2017/06/02
60890	BNP Paribas Issuance B.V. – Tencent R Bull CBBC Aug 2018 F	2017/06/01	2017/06/02
61505	Bank of East Asia – CITIC Sec R Bull CBBC Jun 2017 A	2017/06/01	2017/06/05
60829	SG Issuer – Tencent R Bull CBBC Feb 2018 H	2017/06/01	2017/06/02
60809	HK Bank – Tencent R Bull CBBC Apr 2018 N	2017/06/01	2017/06/02
60867	Credit Suisse AG – Tencent R Bull CBBC Jan 2018 O	2017/06/01	2017/06/02
60810	HK Bank – Tencent R Bull CBBC Apr 2018 O	2017/06/01	2017/06/02
65067	J P Morgan SP BV – CSOP A50 ETF R Bear CBBC Nov 2017 A	2017/06/01	2017/06/02
60845	J P Morgan SP BV – Tencent R Bull CBBC Oct 2017 O	2017/06/01	2017/06/02
60836	SG Issuer – Tencent R Bull CBBC Mar 2018 H	2017/06/01	2017/06/02
60879	UBS AG – Tencent R Bull CBBC Nov 2017 J	2017/06/01	2017/06/02
61155	UBS AG – HSI R Bear CBBC Sep 2017 J	2017/06/01	2017/06/02
60922	Credit Suisse AG – Tencent R Bull CBBC Feb 2018 G	2017/06/01	2017/06/02
61132	J P Morgan SP BV – Tencent R Bull CBBC Nov 2017 T	2017/06/01	2017/06/02
61158	J P Morgan SP BV – Tencent R Bull CBBC Sep 2017 M	2017/06/01	2017/06/02
61031	UBS AG – Tencent R Bull CBBC Dec 2017 I	2017/06/01	2017/06/02
64358	Credit Suisse AG – Geely Auto R Bear CBBC Dec 2017 C	2017/06/01	2017/06/02
61140	HK Bank – Tencent R Bull CBBC Aug 2018 B	2017/06/01	2017/06/02
61146	Credit Suisse AG – HSI R Bear CBBC Sep 2017 J	2017/06/01	2017/06/02
66745	J P Morgan SP BV – HSI R Bear CBBC Jun 2017 P	2017/06/02	2017/06/05
61162	J P Morgan SP BV – Tencent R Bear CBBC Sep 2017 C	2017/06/02	2017/06/05
60497	Credit Suisse AG – HSI R Bear CBBC Sep 2017 X	2017/06/02	2017/06/05
65258	HK Bank – HKEX R Bear CBBC Mar 2018 B	2017/06/02	2017/06/05
64545	SG Issuer – HSI R Bear CBBC Jun 2017 K	2017/06/02	2017/06/05

List of expired CBBC, 2017 (continued)

Code	CBBC	Last trading date	Delisted date
69619	J P Morgan SP BV – HSI R Bear CBBC Jan 2018 C	2017/06/02	2017/06/05
61093	UBS AG – HSI R Bear CBBC Aug 2017 S	2017/06/02	2017/06/05
61165	BNP Paribas Issuance B.V. – HSI R Bear CBBC Feb 2018 R	2017/06/02	2017/06/05
61179	HK Bank – Tencent R Bull CBBC Jul 2018 M	2017/06/02	2017/06/05
61164	BNP Paribas Issuance B.V. – HSI R Bear CBBC Feb 2018 K	2017/06/02	2017/06/05
65945	HK Bank – Geely Auto R Bear CBBC Apr 2018 A	2017/06/02	2017/06/05
65297	J P Morgan SP BV – HKE X R Bear CBBC Dec 2017 A	2017/06/02	2017/06/05
69183	J P Morgan SP BV – HSI R Bear CBBC Aug 2017 O	2017/06/02	2017/06/05
61440	SG Issuer – ICBC R Bear CBBC Jun 2017 A	2017/06/02	2017/06/05
66870	UBS AG – HSI R Bear CBBC Jul 2017 E	2017/06/02	2017/06/05
68870	SG Issuer – HSI R Bear CBBC Aug 2017 B	2017/06/02	2017/06/05
60024	UBS AG – HSI R Bear CBBC Aug 2017 Y	2017/06/02	2017/06/05
67428	BNP Paribas Issuance B.V. – HSI R Bear CBBC Feb 2018 U	2017/06/02	2017/06/05
67271	HK Bank – SMIC R Bull CBBC Apr 2018 A	2017/06/02	2017/06/05
65066	J P Morgan SP BV – A50 China R Bear CBBC Nov 2017 A	2017/06/02	2017/06/05
68308	SG Issuer – HKE X R Bear CBBC Oct 2017 A	2017/06/02	2017/06/05
61293	SG Issuer – HSI R Bear CBBC Sep 2017 C	2017/06/02	2017/06/05
61297	SG Issuer – HSI R Bear CBBC Oct 2017 H	2017/06/02	2017/06/05
65875	Credit Suisse AG – Geely Auto R Bear CBBC Nov 2017 D	2017/06/02	2017/06/05
61289	UBS AG – HSI R Bear CBBC Sep 2017 L	2017/06/02	2017/06/05
66310	Goldman Sachs SP (Asia) – HSI R Bear CBBC Jul 2017 P	2017/06/02	2017/06/05
64882	UBS AG – HSI R Bear CBBC Jun 2017 G	2017/06/02	2017/06/05
66700	HK Bank – HSI R Bear CBBC Dec 2017 G	2017/06/02	2017/06/05
66562	SG Issuer – HSI R Bear CBBC Jul 2017 R	2017/06/02	2017/06/05
61243	J P Morgan SP BV – HSI R Bear CBBC Sep 2017 A	2017/06/02	2017/06/05
62887	HK Bank – ICBC R Bear CBBC Jan 2018 A	2017/06/02	2017/06/05
61147	Credit Suisse AG – Tencent R Bear CBBC Dec 2017 I	2017/06/02	2017/06/05
65699	HK Bank – Geely Auto R Bear CBBC Mar 2018 D	2017/06/02	2017/06/05
61266	UBS AG – HSI R Bear CBBC Sep 2017 K	2017/06/02	2017/06/05
61214	Credit Suisse AG – HSI R Bear CBBC Sep 2017 N	2017/06/02	2017/06/05
61212	Credit Suisse AG – HSI R Bear CBBC Sep 2017 M	2017/06/02	2017/06/05
68290	HK Bank – A50 R Bear CBBC Feb 2018 A	2017/06/02	2017/06/05
60234	Goldman Sachs SP (Asia) – HSI R Bear CBBC Aug 2017 U	2017/06/02	2017/06/05
61211	Goldman Sachs SP (Asia) – HSI R Bear CBBC Sep 2017 J	2017/06/02	2017/06/05
65917	J P Morgan SP BV – Geely Auto R Bear CBBC Sep 2017 B	2017/06/02	2017/06/05
66615	Credit Suisse AG – HSI R Bear CBBC Jul 2017 N	2017/06/02	2017/06/05
64665	Credit Suisse AG – HSI R Bear CBBC Jul 2017 F	2017/06/02	2017/06/05
66925	SG Issuer – Geely Auto R Bear CBBC Oct 2017 A	2017/06/02	2017/06/05
66614	Credit Suisse AG – HSI R Bear CBBC Jun 2017 B	2017/06/02	2017/06/05
65464	SG Issuer – HKE X R Bear CBBC Aug 2017 D	2017/06/02	2017/06/05
64884	SG Issuer – HKE X R Bear CBBC Aug 2017 B	2017/06/05	2017/06/06
69895	HK Bank – HSI R Bear CBBC Apr 2018 A	2017/06/05	2017/06/06
64717	J P Morgan SP BV – HKE X R Bear CBBC Jul 2017 C	2017/06/05	2017/06/06
61394	Credit Suisse AG – HSI R Bear CBBC Sep 2017 O	2017/06/05	2017/06/06
68903	UBS AG – HKE X R Bear CBBC Sep 2017 A	2017/06/05	2017/06/06
69176	HK Bank – HKE X R Bear CBBC Oct 2017 A	2017/06/05	2017/06/06
68988	Bank of East Asia – SMIC R Bull CBBC Dec 2018 A	2017/06/05	2017/06/06
65952	HK Bank – Geely Auto R Bear CBBC Apr 2018 B	2017/06/05	2017/06/06
60394	HK Bank – CC Bank R Bear CBBC Jan 2018 A	2017/06/05	2017/06/06
68068	HK Bank – BOCL R Bear CBBC Apr 2018 A	2017/06/05	2017/06/06
61321	BNP Paribas Issuance B.V. – HSI R Bear CBBC Feb 2018 F	2017/06/05	2017/06/06
61322	BNP Paribas Issuance B.V. – HSCEI R Bear CBBC Feb 2018 J	2017/06/05	2017/06/06
61353	UBS AG – HSI R Bear CBBC Sep 2017 M	2017/06/05	2017/06/06
61342	HK Bank – Tencent R Bull CBBC Jul 2018 N	2017/06/05	2017/06/06
60770	Macquarie Bank Ltd. – HSI R Bear CBBC Jun 2018 D	2017/06/05	2017/06/06
61416	J P Morgan SP BV – Tencent R Bull CBBC Oct 2017 R	2017/06/05	2017/06/06
61421	J P Morgan SP BV – HSI R Bear CBBC Sep 2017 B	2017/06/05	2017/06/06
61426	Goldman Sachs SP (Asia) – HSI R Bear CBBC Sep 2017 K	2017/06/05	2017/06/06
61456	SG Issuer – HSI R Bear CBBC Sep 2017 F	2017/06/05	2017/06/06
61457	SG Issuer – HSI R Bear CBBC Oct 2017 J	2017/06/05	2017/06/06
67441	Credit Suisse AG – HKE X R Bear CBBC Jul 2017 B	2017/06/05	2017/06/06
69789	SG Issuer – HSI R Bear CBBC Aug 2017 J	2017/06/05	2017/06/06
65438	SG Issuer – HSI R Bear CBBC Oct 2017 C	2017/06/06	2017/06/07
66619	Credit Suisse AG – HSI R Bear CBBC Jun 2017 K	2017/06/06	2017/06/07
69984	J P Morgan SP BV – HSI R Bear CBBC Oct 2017 A	2017/06/06	2017/06/07
65068	HK Bank – SHK Ppt R Bear CBBC Jan 2018 A	2017/06/06	2017/06/07
61558	Credit Suisse AG – HSI R Bear CBBC Sep 2017 T	2017/06/06	2017/06/07
61506	J P Morgan SP BV – HSI R Bear CBBC Sep 2017 C	2017/06/06	2017/06/07
61496	Goldman Sachs SP (Asia) – HSI R Bear CBBC Sep 2017 L	2017/06/06	2017/06/07
62201	SG Issuer – CKP R Bear CBBC Aug 2017 A	2017/06/06	2017/06/07
61473	HK Bank – Sands China R Bull CBBC Aug 2018 A	2017/06/06	2017/06/07
60590	Goldman Sachs SP (Asia) – HSI R Bear CBBC Sep 2017 F	2017/06/06	2017/06/07
62208	SG Issuer – SHK Ppt P R Bear CBBC Jun 2017 A	2017/06/06	2017/06/07
61515	SG Issuer – HSI R Bear CBBC Sep 2017 G	2017/06/06	2017/06/07
66468	BNP Paribas Issuance B.V. – HSI R Bear CBBC Feb 2018 A	2017/06/06	2017/06/07
69930	Macquarie Bank Ltd. – HSI R Bear CBBC Jun 2018 A	2017/06/06	2017/06/07
60624	J P Morgan SP BV – China Mobile R Bull CBBC May 2018 A	2017/06/06	2017/06/07
65134	UBS AG – HSI R Bear CBBC Jun 2017 K	2017/06/06	2017/06/07
61095	UBS AG – HSI R Bear CBBC Aug 2017 U	2017/06/06	2017/06/07
61089	Macquarie Bank Ltd. – HSBC R Bear CBBC May 2018 A	2017/06/06	2017/06/07
61628	J P Morgan SP BV – HSI R Bear CBBC Sep 2017 D	2017/06/07	2017/06/08
66978	UBS AG – HSI R Bear CBBC Jul 2017 H	2017/06/07	2017/06/08
66723	Credit Suisse AG – HSI R Bear CBBC Jul 2017 S	2017/06/07	2017/06/08
60170	J P Morgan SP BV – HSI R Bear CBBC Aug 2017 B	2017/06/07	2017/06/08
65055	SG Issuer – HSI R Bear CBBC Jul 2017 W	2017/06/07	2017/06/08
61603	Credit Suisse AG – HSI R Bear CBBC Sep 2017 V	2017/06/07	2017/06/08
61569	HK Bank – Tencent R Bear CBBC Jul 2018 F	2017/06/07	2017/06/08

List of expired CBBC, 2017 (continued)

Code	CBBC	Last trading date	Delisted date
67077	UBS AG – Petrochina R Bull CBBC Dec 2017 B	2017/06/07	2017/06/08
61573	HK Bank – HSI R Bear CBBC Apr 2018 I	2017/06/07	2017/06/08
61574	HK Bank – HSI R Bear CBBC Apr 2018 J	2017/06/07	2017/06/08
60599	Credit Suisse AG – HSI R Bear CBBC Nov 2017 D	2017/06/07	2017/06/08
61615	Goldman Sachs SP (Asia) – HSI R Bear CBBC Sep 2017 M	2017/06/07	2017/06/08
67037	HK Bank – HSI R Bear CBBC Oct 2017 B	2017/06/07	2017/06/08
65846	SG Issuer – CSA50 R Bear CBBC Sep 2017 A	2017/06/07	2017/06/08
61609	UBS AG – HSI R Bear CBBC Sep 2017 O	2017/06/07	2017/06/08
61568	BNP Paribas Issuance B.V. – HSI R Bear CBBC Feb 2018 Y	2017/06/07	2017/06/08
61021	Credit Suisse AG – Ping An R Bear CBBC Feb 2018 A	2017/06/08	2017/06/09
61709	SG Issuer – HSI R Bear CBBC Sep 2017 H	2017/06/08	2017/06/09
61691	J P Morgan SP BV – HSI R Bear CBBC Sep 2017 E	2017/06/08	2017/06/09
61678	Credit Suisse AG – HSI R Bear CBBC Nov 2017 G	2017/06/08	2017/06/09
61680	Credit Suisse AG – Tencent R Bear CBBC Jan 2018 B	2017/06/08	2017/06/09
61631	BNP Paribas Issuance B.V. – Tencent R Bear CBBC Apr 2018 I	2017/06/08	2017/06/09
61597	SG Issuer – Geely Auto R Bear CBBC Nov 2017 C	2017/06/08	2017/06/09
60733	Haitong Int'l Sec – PetCh R Bull CBBC Nov 2017 A	2017/06/08	2017/06/09
60734	Haitong Int'l Sec – CNOOC R Bull CBBC Nov 2017 A	2017/06/08	2017/06/09
60848	J P Morgan SP BV – HSBC R Bear CBBC Jan 2018 A	2017/06/08	2017/06/09
61707	UBS AG – HSI R Bear CBBC Sep 2017 P	2017/06/08	2017/06/09
69873	HK Bank – Ping An R Bear CBBC Aug 2018 A	2017/06/08	2017/06/09
65638	J P Morgan SP BV – PetCh R Bull CBBC Jan 2018 A	2017/06/08	2017/06/09
66053	Credit Suisse AG – Galaxy Ent R Bear CBBC Nov 2017 A	2017/06/08	2017/06/09
68666	Credit Suisse AG – Galaxy Ent R Bear CBBC Dec 2017 F	2017/06/08	2017/06/09
61717	SG Issuer – CNOOC R Bull CBBC Jul 2017 A	2017/06/08	2017/06/09
65253	HK Bank – CNOOC R Bull CBBC Mar 2018 A	2017/06/08	2017/06/09
60661	UBS AG – Tencent R Bear CBBC Dec 2017 D	2017/06/09	2017/06/12
61625	J P Morgan SP BV – Geely Auto R Bear CBBC Mar 2018 B	2017/06/09	2017/06/12
61836	Credit Suisse AG – HKEX R Bull CBBC Jan 2018 C	2017/06/09	2017/06/12
61667	Bank of East Asia – China Mobile R Bull CBBC Apr 2018 B	2017/06/09	2017/06/12
60525	UBS AG – HSBC R Bull CBBC Jun 2017 B	2017/06/09	2017/06/13
69896	HK Bank – HSI R Bear CBBC Apr 2018 B	2017/06/09	2017/06/12
61839	Credit Suisse AG – HSI R Bear CBBC Nov 2017 I	2017/06/09	2017/06/12
60691	SG Issuer – CMob R Bull CBBC Feb 2018 A	2017/06/09	2017/06/12
61810	UBS AG – HSI R Bull CBBC Jul 2018 Q	2017/06/09	2017/06/12
61842	Credit Suisse AG – HSI R Bull CBBC Feb 2018 H	2017/06/09	2017/06/12
61764	SG Issuer – Geely Auto R Bear CBBC Dec 2017 A	2017/06/09	2017/06/12
61849	SG Issuer – HSI R Bear CBBC Oct 2017 N	2017/06/09	2017/06/12
60606	Credit Suisse AG – China Mobile R Bull CBBC Feb 2018 A	2017/06/09	2017/06/12
69792	SG Issuer – HSI R Bear CBBC Sep 2017 O	2017/06/09	2017/06/12
69919	SG Issuer – Tencent R Bear CBBC Dec 2017 A	2017/06/09	2017/06/12
61723	BNP Paribas Issuance B.V. – HSI R Bear CBBC Feb 2018 D	2017/06/09	2017/06/12
69730	J P Morgan SP BV – Tencent R Bear CBBC Jan 2018 A	2017/06/09	2017/06/12
61738	HK Bank – Geely Auto R Bear CBBC Apr 2018 E	2017/06/09	2017/06/12
61847	SG Issuer – HSI R Bear CBBC Sep 2017 I	2017/06/09	2017/06/12
62737	UBS AG – Lenovo R Bear CBBC Jun 2017 A	2017/06/09	2017/06/13
61082	BNP Paribas Issuance B.V. – Tencent R Bear CBBC Apr 2018 H	2017/06/09	2017/06/12
69358	UBS AG – CKH R Bull CBBC Jun 2017 A	2017/06/09	2017/06/13
61127	Credit Suisse AG – Tencent R Bear CBBC Dec 2017 H	2017/06/09	2017/06/12
61255	J P Morgan SP BV – Tencent R Bear CBBC Feb 2018 C	2017/06/09	2017/06/12
69236	Credit Suisse AG – Tencent R Bear CBBC Feb 2018 A	2017/06/09	2017/06/12
69168	SG Issuer – Ping An R Bear CBBC Sep 2017 B	2017/06/09	2017/06/12
60486	BNP Paribas Issuance B.V. – Ch Mob R Bull CBBC Aug 2018 A	2017/06/09	2017/06/12
64946	UBS AG – HSBC R Bear CBBC Jun 2017 A	2017/06/09	2017/06/13
61804	UBS AG – HSI R Bear CBBC Sep 2017 R	2017/06/09	2017/06/12
61606	Credit Suisse AG – Geely Auto R Bear CBBC Dec 2017 H	2017/06/09	2017/06/12
61802	UBS AG – HSI R Bear CBBC Sep 2017 Q	2017/06/09	2017/06/12
60910	Bank of East Asia – Tencent R Bear CBBC Apr 2018 C	2017/06/09	2017/06/12
61818	Goldman Sachs SP (Asia) – HSI R Bear CBBC Oct 2017 I	2017/06/09	2017/06/12
61819	Goldman Sachs SP (Asia) – HSI R Bull CBBC Mar 2018 K	2017/06/09	2017/06/12
61564	SG Issuer – Tencent R Bear CBBC Dec 2017 C	2017/06/09	2017/06/12
61822	Credit Suisse AG – Tencent R Bear CBBC Dec 2017 J	2017/06/09	2017/06/12
68124	UBS AG – Tencent R Bull CBBC Jun 2017 B	2017/06/09	2017/06/13
68501	HK Bank – Tencent R Bear CBBC Aug 2018 A	2017/06/09	2017/06/12
61592	HK Bank – Tencent R Bear CBBC Jul 2018 G	2017/06/09	2017/06/12
61788	BNP Paribas Issuance B.V. – HSI R Bull CBBC Aug 2018 H	2017/06/12	2017/06/13
61808	UBS AG – HSI R Bull CBBC Jul 2018 P	2017/06/12	2017/06/13
61778	HK Bank – HSI R Bull CBBC Aug 2018 H	2017/06/12	2017/06/13
61686	Credit Suisse AG – Tencent R Bull CBBC Feb 2018 I	2017/06/12	2017/06/13
61777	SG Issuer – HKEX R Bull CBBC Apr 2018 B	2017/06/12	2017/06/13
61673	SG Issuer – CCB R Bull CBBC Mar 2018 A	2017/06/12	2017/06/13
68575	UBS AG – A50 China R Bear CBBC Nov 2017 A	2017/06/12	2017/06/13
61492	BNP Paribas Issuance B.V. – HSI R Bull CBBC Aug 2018 S	2017/06/12	2017/06/13
61494	UBS AG – HSI R Bull CBBC Sep 2018 I	2017/06/12	2017/06/13
61497	Goldman Sachs SP (Asia) – HSI R Bull CBBC Mar 2018 H	2017/06/12	2017/06/13
61509	J P Morgan SP BV – HSI R Bull CBBC Aug 2018 V	2017/06/12	2017/06/13
61557	Credit Suisse AG – HSI R Bull CBBC Aug 2018 H	2017/06/12	2017/06/13
61567	SG Issuer – Tencent R Bull CBBC Feb 2018 J	2017/06/12	2017/06/13
61622	J P Morgan SP BV – Tencent R Bull CBBC Sep 2017 O	2017/06/12	2017/06/13
61644	BNP Paribas Issuance B.V. – Tencent R Bull CBBC Aug 2018 J	2017/06/12	2017/06/13
61698	J P Morgan SP BV – HSI R Bull CBBC Sep 2018 B	2017/06/12	2017/06/13
61664	Bank of East Asia – Tencent R Bull CBBC Apr 2018 J	2017/06/12	2017/06/13
61763	HK Bank – Tencent R Bull CBBC Jul 2018 S	2017/06/12	2017/06/13
65461	SG Issuer – Galaxy R Bear CBBC Sep 2017 D	2017/06/12	2017/06/13
61799	UBS AG – Tencent R Bull CBBC Dec 2017 K	2017/06/12	2017/06/13
61690	Credit Suisse AG – HSI R Bull CBBC Aug 2018 I	2017/06/12	2017/06/13
61700	Goldman Sachs SP (Asia) – HSI R Bull CBBC Mar 2018 J	2017/06/12	2017/06/13

List of expired CBBC, 2017 (continued)

Code	CBBC	Last trading date	Delisted date
61701	UBS AG – CC Bank R Bull CBBC Aug 2018 A	2017/06/12	2017/06/13
61708	UBS AG – HSI R Bull CBBC Aug 2018 Y	2017/06/12	2017/06/13
61714	SG Issuer – HSI R Bull CBBC Oct 2018 N	2017/06/12	2017/06/13
61718	SG Issuer – HSI R Bull CBBC Nov 2018 J	2017/06/12	2017/06/13
61721	BNP Paribas Issuance B.V. – HSI R Bull CBBC Aug 2018 Z	2017/06/12	2017/06/13
61661	HK Bank – HSI R Bull CBBC Jul 2018 G	2017/06/12	2017/06/13
61955	J P Morgan SP BV – HSI R Bull CBBC Apr 2018 M	2017/06/12	2017/06/13
61781	HK Bank – HSI R Bull CBBC Jul 2018 H	2017/06/12	2017/06/13
61811	J P Morgan SP BV – HSI R Bull CBBC Mar 2018 D	2017/06/12	2017/06/13
61983	J P Morgan SP BV – HSI R Bull CBBC Aug 2018 Z	2017/06/12	2017/06/13
61957	J P Morgan SP BV – HKEK R Bull CBBC Nov 2017 M	2017/06/12	2017/06/13
61950	Goldman Sachs SP (Asia) – HSI R Bear CBBC Sep 2017 N	2017/06/12	2017/06/13
61949	Goldman Sachs SP (Asia) – HSI R Bull CBBC Feb 2018 K	2017/06/12	2017/06/13
61942	UBS AG – HSI R Bear CBBC Sep 2017 T	2017/06/12	2017/06/13
61941	UBS AG – HSI R Bull CBBC Sep 2018 J	2017/06/12	2017/06/13
64887	HK Bank – CSOP A50 ETF R Bear CBBC Aug 2017 A	2017/06/12	2017/06/13
61937	Credit Suisse AG – HSI R Bear CBBC Sep 2017 W	2017/06/12	2017/06/13
61920	Credit Suisse AG – HSI R Bull CBBC Aug 2018 J	2017/06/12	2017/06/13
61905	Bank of East Asia – HKEK R Bull CBBC Apr 2018 D	2017/06/12	2017/06/13
61879	HK Bank – HSI R Bear CBBC Apr 2018 K	2017/06/12	2017/06/13
61874	HK Bank – HKEK R Bull CBBC Mar 2018 E	2017/06/12	2017/06/13
61856	SG Issuer – HSI R Bull CBBC Nov 2018 K	2017/06/12	2017/06/13
61862	SG Issuer – HKEK R Bull CBBC Mar 2018 D	2017/06/12	2017/06/13
61873	HK Bank – HKEK R Bull CBBC Jul 2018 F	2017/06/12	2017/06/13
61858	SG Issuer – HSI R Bull CBBC Dec 2018 E	2017/06/12	2017/06/13
61972	J P Morgan SP BV – HSI R Bear CBBC Sep 2017 F	2017/06/12	2017/06/13
61817	J P Morgan SP BV – HKEK R Bull CBBC Oct 2017 M	2017/06/12	2017/06/13
61857	SG Issuer – HSI R Bull CBBC Nov 2018 L	2017/06/12	2017/06/13
61834	Credit Suisse AG – HKEK R Bull CBBC Jan 2018 B	2017/06/12	2017/06/13
60729	Haitong Int'l Sec – China Mobile R Bull CBBC Nov 2017 B	2017/06/12	2017/06/13
61841	Credit Suisse AG – HSI R Bull CBBC Feb 2018 O	2017/06/12	2017/06/13
62030	Credit Suisse AG – HSI R Bull CBBC Feb 2018 U	2017/06/13	2017/06/14
62021	BNP Paribas Issuance B.V. – HKEK R Bull CBBC Aug 2018 B	2017/06/13	2017/06/14
62048	UBS AG – HSI R Bull CBBC Jul 2018 R	2017/06/13	2017/06/14
61987	HK Bank – Tencent R Bull CBBC Aug 2018 E	2017/06/13	2017/06/14
62071	SG Issuer – HSI R Bull CBBC Sep 2018 T	2017/06/13	2017/06/14
62077	J P Morgan SP BV – Tencent R Bull CBBC Nov 2017 U	2017/06/13	2017/06/14
62079	J P Morgan SP BV – HKEK R Bull CBBC Dec 2017 M	2017/06/13	2017/06/14
62082	J P Morgan SP BV – HSI R Bull CBBC Sep 2018 C	2017/06/13	2017/06/14
62041	Goldman Sachs SP (Asia) – HSI R Bull CBBC Feb 2018 L	2017/06/13	2017/06/14
62246	J P Morgan SP BV – AIA R Bull CBBC Jun 2017 A	2017/06/13	2017/06/14
62040	Credit Suisse AG – HSI R Bull CBBC Aug 2018 L	2017/06/13	2017/06/14
69965	Credit Suisse AG – Sands China R Bear CBBC Feb 2018 A	2017/06/13	2017/06/14
62364	J P Morgan SP BV – AIA R Bull CBBC Jun 2017 B	2017/06/13	2017/06/14
62042	UBS AG – HSI R Bear CBBC Sep 2017 U	2017/06/14	2017/06/15
62145	UBS AG – HSI R Bull CBBC Aug 2018 Z	2017/06/14	2017/06/15
68278	HK Bank – Sands China R Bear CBBC Apr 2018 C	2017/06/14	2017/06/15
62142	Goldman Sachs SP (Asia) – HSI R Bull CBBC Feb 2018 M	2017/06/14	2017/06/15
62147	Credit Suisse AG – HSI R Bull CBBC Mar 2018 K	2017/06/14	2017/06/15
66799	HK Bank – Galaxy Ent R Bear CBBC Jan 2018 E	2017/06/14	2017/06/15
61908	Bank of East Asia – HKEK R Bull CBBC Apr 2018 E	2017/06/14	2017/06/15
61180	HK Bank – China Life R Bull CBBC Jul 2018 A	2017/06/14	2017/06/15
61328	HK Bank – HSI R Bull CBBC Jul 2018 F	2017/06/15	2017/06/16
61306	SG Issuer – HSI R Bull CBBC Oct 2018 Y	2017/06/15	2017/06/16
62304	Goldman Sachs SP (Asia) – HSI R Bull CBBC Mar 2018 L	2017/06/15	2017/06/16
61200	HK Bank – HSCEI R Bull CBBC Aug 2018 B	2017/06/15	2017/06/16
61269	UBS AG – HSI R Bull CBBC Jul 2018 O	2017/06/15	2017/06/16
62267	HK Bank – HSI R Bull CBBC Jul 2018 I	2017/06/15	2017/06/16
61316	Goldman Sachs SP (Asia) – HSI R Bull CBBC Aug 2018 I	2017/06/15	2017/06/16
61323	BNP Paribas Issuance B.V. – HSI R Bull CBBC Aug 2018 R	2017/06/15	2017/06/16
62310	SG Issuer – HSI R Bull CBBC Nov 2018 M	2017/06/15	2017/06/16
61072	BNP Paribas Issuance B.V. – HSCEI R Bull CBBC Aug 2018 I	2017/06/15	2017/06/16
62317	SG Issuer – HSI R Bull CBBC Dec 2018 F	2017/06/15	2017/06/16
61232	Credit Suisse AG – HSI R Bull CBBC Aug 2018 E	2017/06/15	2017/06/16
61073	HK Bank – PetCh R Bull CBBC Aug 2018 A	2017/06/15	2017/06/16
62360	J P Morgan SP BV – HSI R Bull CBBC Aug 2018 F	2017/06/15	2017/06/16
62339	J P Morgan SP BV – HSBC R Bull CBBC Apr 2018 C	2017/06/15	2017/06/16
62335	UBS AG – HSI R Bull CBBC Sep 2018 K	2017/06/15	2017/06/16
61246	J P Morgan SP BV – HSI R Bull CBBC Sep 2018 A	2017/06/15	2017/06/16
61604	Credit Suisse AG – HSI R Bull CBBC Mar 2018 J	2017/06/15	2017/06/16
61812	J P Morgan SP BV – HSI R Bull CBBC Aug 2018 Y	2017/06/15	2017/06/16
61801	UBS AG – HSCEI R Bull CBBC Aug 2018 B	2017/06/15	2017/06/16
62292	Credit Suisse AG – HSI R Bull CBBC Mar 2018 L	2017/06/15	2017/06/16
61775	SG Issuer – HKEK R Bull CBBC Apr 2018 A	2017/06/15	2017/06/16
61744	HK Bank – HKEK R Bull CBBC Jul 2018 E	2017/06/15	2017/06/16
61502	Bank of East Asia – CRRC R Bull CBBC Jun 2017 A	2017/06/15	2017/06/19
61348	J P Morgan SP BV – CSOP A50 ETF R Bull CBBC Jun 2017 A	2017/06/15	2017/06/19
62033	Credit Suisse AG – HSBC R Bull CBBC Feb 2018 A	2017/06/15	2017/06/16
62091	J P Morgan SP BV – China Life R Bull CBBC Jun 2017 A	2017/06/15	2017/06/19
61347	J P Morgan SP BV – A50 China R Bull CBBC Jun 2017 A	2017/06/15	2017/06/19
61352	UBS AG – HSI R Bull CBBC Aug 2018 X	2017/06/15	2017/06/16
61536	SG Issuer – HSI R Bull CBBC Oct 2018 J	2017/06/15	2017/06/16
62173	J P Morgan SP BV – HKEK R Bull CBBC Nov 2017 O	2017/06/15	2017/06/16
60348	J P Morgan SP BV – HKEK R Bull CBBC Jun 2017 A	2017/06/15	2017/06/19
62212	SG Issuer – Geely Auto R Bull CBBC May 2018 C	2017/06/15	2017/06/16
61386	Credit Suisse AG – HSI R Bull CBBC Aug 2018 F	2017/06/15	2017/06/16
61365	SG Issuer – China Life R Bull CBBC Feb 2018 D	2017/06/15	2017/06/16

List of expired CBBC, 2017 (continued)

Code	CBBC	Last trading date	Delisted date
61360	SG Issuer – HSCEI R Bull CBBC Dec 2018 E	2017/06/15	2017/06/16
62214	SG Issuer – Ping An R Bull CBBC Mar 2018 C	2017/06/15	2017/06/16
61621	Goldman Sachs SP (Asia) – HSI R Bull CBBC Mar 2018 I	2017/06/15	2017/06/16
64006	J P Morgan SP BV – Sands China R Bear CBBC Jun 2017 A	2017/06/15	2017/06/19
69309	UBS AG – Petrochina R Bull CBBC Dec 2017 C	2017/06/15	2017/06/16
67791	J P Morgan SP BV – Tencent R Bull CBBC Jun 2017 B	2017/06/15	2017/06/19
60435	J P Morgan SP BV – HKEX R Bull CBBC Jun 2017 D	2017/06/15	2017/06/19
60438	J P Morgan SP BV – Tencent R Bull CBBC Jun 2017 D	2017/06/15	2017/06/19
60443	J P Morgan SP BV – CKH R Bull CBBC Jun 2017 D	2017/06/15	2017/06/19
63816	J P Morgan SP BV – Ping An R Bull CBBC Jun 2017 A	2017/06/15	2017/06/19
66999	J P Morgan SP BV – Tencent R Bull CBBC Jun 2017 A	2017/06/15	2017/06/19
62436	HK Bank – Ping An R Bull CBBC Apr 2018 B	2017/06/16	2017/06/19
62441	HK Bank – Tencent R Bull CBBC Jul 2018 T	2017/06/16	2017/06/19
62443	HK Bank – Tencent R Bull CBBC Jul 2018 U	2017/06/16	2017/06/19
62444	HK Bank – Tencent R Bull CBBC Jul 2018 V	2017/06/16	2017/06/19
62445	HK Bank – Tencent R Bull CBBC Jun 2018 C	2017/06/16	2017/06/19
62462	Bank of East Asia – Tencent R Bull CBBC May 2018 E	2017/06/16	2017/06/19
62468	Bank of East Asia – Tencent R Bull CBBC May 2018 F	2017/06/16	2017/06/19
62433	HK Bank – Geely Auto R Bull CBBC Aug 2018 A	2017/06/16	2017/06/19
62513	Credit Suisse AG – Geely Auto R Bull CBBC Feb 2018 B	2017/06/16	2017/06/19
62420	SG Issuer – Ping An R Bull CBBC May 2018 B	2017/06/16	2017/06/19
62527	Credit Suisse AG – Tencent R Bull CBBC Mar 2018 G	2017/06/16	2017/06/19
61310	SG Issuer – HSI R Bull CBBC Nov 2018 H	2017/06/16	2017/06/19
62499	Goldman Sachs SP (Asia) – HSI R Bull CBBC Mar 2018 M	2017/06/16	2017/06/19
62431	SG Issuer – Tencent R Bull CBBC Jun 2018 A	2017/06/16	2017/06/19
62429	SG Issuer – Tencent R Bull CBBC Apr 2018 C	2017/06/16	2017/06/19
62533	Credit Suisse AG – HSI R Bull CBBC Mar 2018 M	2017/06/16	2017/06/19
62422	SG Issuer – Tencent R Bull CBBC Mar 2018 K	2017/06/16	2017/06/19
62536	UBS AG – HSI R Bull CBBC Jul 2018 S	2017/06/16	2017/06/19
62414	SG Issuer – Geely Auto R Bull CBBC May 2018 D	2017/06/16	2017/06/19
62410	BNP Paribas Issuance B.V. – Tencent R Bull CBBC Aug 2018 L	2017/06/16	2017/06/19
62409	BNP Paribas Issuance B.V. – Tencent R Bull CBBC Aug 2018 K	2017/06/16	2017/06/19
69773	UBS AG – CUni R Bull CBBC Jun 2017 A	2017/06/16	2017/06/20
62247	HK Bank – CSOP A50 ETF R Bull CBBC May 2018 A	2017/06/16	2017/06/19
63788	UBS AG – Tencent R Bull CBBC Jun 2017 D	2017/06/16	2017/06/20
61627	J P Morgan SP BV – HSI R Bull CBBC Aug 2018 X	2017/06/16	2017/06/19
62424	SG Issuer – Tencent R Bull CBBC Apr 2018 B	2017/06/16	2017/06/19
62538	UBS AG – Tencent R Bull CBBC Nov 2017 K	2017/06/16	2017/06/19
62542	UBS AG – Tencent R Bull CBBC Nov 2017 L	2017/06/16	2017/06/19
62529	Credit Suisse AG – Tencent R Bull CBBC Mar 2018 H	2017/06/16	2017/06/19
62546	J P Morgan SP BV – Tencent R Bull CBBC Nov 2017 V	2017/06/16	2017/06/19
62549	J P Morgan SP BV – Geely Auto R Bull CBBC Jan 2018 D	2017/06/16	2017/06/19
62568	SG Issuer – HSI R Bull CBBC Dec 2018 G	2017/06/16	2017/06/19
62571	SG Issuer – HSI R Bull CBBC Dec 2018 H	2017/06/16	2017/06/19
62680	Credit Suisse AG – HSI R Bear CBBC Sep 2017 K	2017/06/19	2017/06/20
62645	SG Issuer – HKEX R Bear CBBC Jan 2018 B	2017/06/19	2017/06/20
62648	SG Issuer – Tencent R Bear CBBC Feb 2018 C	2017/06/19	2017/06/20
62652	Goldman Sachs SP (Asia) – HSI R Bear CBBC Sep 2017 O	2017/06/19	2017/06/20
62657	Goldman Sachs SP (Asia) – HSI R Bear CBBC Sep 2017 P	2017/06/19	2017/06/20
62659	SG Issuer – HSI R Bear CBBC Sep 2017 L	2017/06/19	2017/06/20
62661	SG Issuer – HSI R Bear CBBC Oct 2017 X	2017/06/19	2017/06/20
62662	SG Issuer – HSI R Bear CBBC Oct 2017 Y	2017/06/19	2017/06/20
62636	UBS AG – HSI R Bear CBBC Sep 2017 Z	2017/06/19	2017/06/20
62679	Credit Suisse AG – HSI R Bear CBBC Oct 2017 H	2017/06/19	2017/06/20
62630	J P Morgan SP BV – HSI R Bull CBBC Apr 2018 N	2017/06/19	2017/06/20
62681	Credit Suisse AG – HSI R Bull CBBC Sep 2018 B	2017/06/19	2017/06/20
62684	J P Morgan SP BV – HSI R Bear CBBC Sep 2017 J	2017/06/19	2017/06/20
62671	J P Morgan SP BV – HSI R Bear CBBC Sep 2017 I	2017/06/19	2017/06/20
62635	UBS AG – HSI R Bear CBBC Sep 2017 Y	2017/06/19	2017/06/20
62634	UBS AG – HSI R Bull CBBC Jul 2018 T	2017/06/19	2017/06/20
62631	J P Morgan SP BV – HSI R Bull CBBC Aug 2018 G	2017/06/19	2017/06/20
62669	J P Morgan SP BV – Tencent R Bear CBBC Apr 2018 I	2017/06/19	2017/06/20
62618	HK Bank – Tencent R Bear CBBC Aug 2018 C	2017/06/19	2017/06/20
62616	HK Bank – HSI R Bear CBBC Apr 2018 N	2017/06/19	2017/06/20
62614	HK Bank – HSI R Bear CBBC Mar 2018 F	2017/06/19	2017/06/20
62591	Goldman Sachs SP (Asia) – HSI R Bull CBBC Mar 2018 N	2017/06/19	2017/06/20
62578	BNP Paribas Issuance B.V. – HSI R Bull CBBC Aug 2018 Z	2017/06/19	2017/06/20
62576	BNP Paribas Issuance B.V. – HSI R Bull CBBC Aug 2018 H	2017/06/19	2017/06/20
62573	BNP Paribas Issuance B.V. – HSI R Bull CBBC Aug 2018 E	2017/06/19	2017/06/20
62572	SG Issuer – Tencent R Bear CBBC Dec 2017 F	2017/06/19	2017/06/20
62506	Credit Suisse AG – Tencent R Bear CBBC Dec 2017 K	2017/06/19	2017/06/20
62544	J P Morgan SP BV – Tencent R Bear CBBC Oct 2017 D	2017/06/19	2017/06/20
62633	UBS AG – HSI R Bull CBBC Aug 2018 A	2017/06/19	2017/06/20
62676	Credit Suisse AG – HSI R Bull CBBC Sep 2018 A	2017/06/19	2017/06/20
60403	HK Bank – AIA R Bear CBBC Mar 2018 C	2017/06/20	2017/06/21
62709	Credit Suisse AG – HSI R Bear CBBC Oct 2017 I	2017/06/20	2017/06/21
62719	Credit Suisse AG – Tencent R Bear CBBC Jan 2018 C	2017/06/20	2017/06/21
62685	BNP Paribas Issuance B.V. – HSI R Bear CBBC Feb 2018 N	2017/06/20	2017/06/21
62667	J P Morgan SP BV – Tencent R Bear CBBC Mar 2018 E	2017/06/20	2017/06/21
62724	Credit Suisse AG – HSI R Bull CBBC Mar 2018 N	2017/06/20	2017/06/21
62726	J P Morgan SP BV – HSI R Bear CBBC Sep 2017 K	2017/06/20	2017/06/21
62741	SG Issuer – HSI R Bear CBBC Oct 2017 Z	2017/06/20	2017/06/21
62742	SG Issuer – HSI R Bear CBBC Oct 2017 A	2017/06/20	2017/06/21
62686	BNP Paribas Issuance B.V. – Tencent R Bear CBBC Apr 2018 K	2017/06/20	2017/06/21
62617	HK Bank – Tencent R Bear CBBC Aug 2018 B	2017/06/20	2017/06/21
62734	UBS AG – HSI R Bear CBBC Sep 2017 J	2017/06/20	2017/06/21
62717	Credit Suisse AG – HSI R Bear CBBC Sep 2017 S	2017/06/20	2017/06/21

List of expired CBBC, 2017 (continued)

Code	CBBC	Last trading date	Delisted date
62386	SG Issuer – Tencent R Bear CBBC Dec 2017 D	2017/06/20	2017/06/21
62072	J P Morgan SP BV – HSI R Bear CBBC Sep 2017 G	2017/06/20	2017/06/21
62014	Macquarie Bank Ltd. – Tencent R Bear CBBC Jan 2018 A	2017/06/20	2017/06/21
62016	BNP Paribas Issuance B.V. – HSI R Bear CBBC Feb 2018 I	2017/06/20	2017/06/21
62026	Goldman Sachs SP (Asia) – HSI R Bear CBBC Oct 2017 J	2017/06/20	2017/06/21
61882	HK Bank – HSI R Bear CBBC Apr 2018 L	2017/06/20	2017/06/21
62507	Credit Suisse AG – HSI R Bear CBBC Oct 2017 G	2017/06/20	2017/06/21
62060	SG Issuer – HSI R Bear CBBC Oct 2017 P	2017/06/20	2017/06/21
62642	UBS AG – Tencent R Bear CBBC Oct 2017 C	2017/06/20	2017/06/21
62736	UBS AG – Tencent R Bear CBBC Oct 2017 D	2017/06/20	2017/06/21
62735	UBS AG – HSI R Bear CBBC Sep 2017 K	2017/06/20	2017/06/21
62143	UBS AG – HSI R Bear CBBC Sep 2017 V	2017/06/20	2017/06/21
62148	Credit Suisse AG – HSI R Bear CBBC Oct 2017 D	2017/06/20	2017/06/21
62155	J P Morgan SP BV – HSI R Bear CBBC Sep 2017 H	2017/06/20	2017/06/21
68672	Credit Suisse AG – AIA R Bear CBBC Dec 2017 A	2017/06/20	2017/06/21
62032	Credit Suisse AG – HSI R Bear CBBC Sep 2017 Y	2017/06/20	2017/06/21
62744	SG Issuer – HSI R Bull CBBC Oct 2018 N	2017/06/21	2017/06/22
62745	SG Issuer – HSI R Bull CBBC Dec 2018 K	2017/06/21	2017/06/22
61719	Bank of East Asia – HKEX R Bear CBBC Jun 2017 A	2017/06/21	2017/06/23
62765	Goldman Sachs SP (Asia) – HSI R Bear CBBC Sep 2017 Q	2017/06/21	2017/06/22
62766	Credit Suisse AG – HSI R Bear CBBC Sep 2017 U	2017/06/21	2017/06/22
62774	UBS AG – HSI R Bull CBBC Sep 2018 M	2017/06/21	2017/06/22
62746	Goldman Sachs SP (Asia) – HSI R Bull CBBC Mar 2018 O	2017/06/21	2017/06/22
62784	J P Morgan SP BV – HSI R Bull CBBC Sep 2018 D	2017/06/21	2017/06/22
62786	Goldman Sachs SP (Asia) – HSI R Bull CBBC Aug 2018 R	2017/06/21	2017/06/22
62772	Credit Suisse AG – HSI R Bull CBBC Mar 2018 O	2017/06/21	2017/06/22
62738	UBS AG – HSI R Bull CBBC Sep 2018 L	2017/06/21	2017/06/22
62728	J P Morgan SP BV – HSI R Bull CBBC Aug 2018 A	2017/06/21	2017/06/22
62718	Credit Suisse AG – HSI R Bull CBBC Aug 2018 T	2017/06/21	2017/06/22
62787	SG Issuer – HSI R Bull CBBC Dec 2018 L	2017/06/21	2017/06/22
62692	HK Bank – HSI R Bull CBBC Aug 2018 I	2017/06/21	2017/06/22
62779	UBS AG – HSI R Bear CBBC Sep 2017 L	2017/06/21	2017/06/22
62666	SG Issuer – HSI R Bull CBBC Dec 2018 J	2017/06/21	2017/06/22
62664	SG Issuer – HSI R Bull CBBC Dec 2018 I	2017/06/21	2017/06/22
65799	Credit Suisse AG – CNOOC R Bull CBBC Mar 2018 A	2017/06/21	2017/06/22
62621	BNP Paribas Issuance B.V. – HSI R Bull CBBC Aug 2018 S	2017/06/21	2017/06/22
65751	HK Bank – PetCh R Bull CBBC Jun 2017 A	2017/06/21	2017/06/22
62096	HK Bank – SHK Ppt R Bull CBBC Jul 2018 A	2017/06/21	2017/06/22
68703	SG Issuer – PetroChina R Bull CBBC Aug 2017 A	2017/06/21	2017/06/22
62694	SG Issuer – Galaxy R Bull CBBC Jun 2018 C	2017/06/21	2017/06/22
69378	UBS AG – Petrochina R Bull CBBC Nov 2017 A	2017/06/21	2017/06/22
62791	Goldman Sachs SP (Asia) – HSI R Bull CBBC Aug 2018 T	2017/06/22	2017/06/23
62852	UBS AG – HSI R Bull CBBC Jul 2018 U	2017/06/22	2017/06/23
61915	Bank of East Asia – CC Bank R Bull CBBC Apr 2018 A	2017/06/22	2017/06/23
62856	Goldman Sachs SP (Asia) – HSI R Bear CBBC Sep 2017 R	2017/06/22	2017/06/23
60554	J P Morgan SP BV – CC Bank R Bull CBBC Aug 2018 A	2017/06/22	2017/06/23
62795	BNP Paribas Issuance B.V. – HSCEI R Bull CBBC Aug 2018 J	2017/06/22	2017/06/23
61395	Credit Suisse AG – HSCEI R Bull CBBC Mar 2018 C	2017/06/22	2017/06/23
62855	UBS AG – HSI R Bear CBBC Sep 2017 O	2017/06/22	2017/06/23
68363	UBS AG – CC Bank R Bull CBBC Dec 2017 A	2017/06/22	2017/06/23
62863	SG Issuer – HSI R Bear CBBC Sep 2017 N	2017/06/22	2017/06/23
62865	SG Issuer – HSI R Bear CBBC Oct 2017 B	2017/06/22	2017/06/23
62783	J P Morgan SP BV – HSI R Bear CBBC Sep 2017 M	2017/06/22	2017/06/23
61050	HK Bank – Tencent R Bull CBBC Jun 2017 E	2017/06/22	2017/06/26
62848	UBS AG – HSI R Bull CBBC Feb 2018 M	2017/06/22	2017/06/23
61339	HK Bank – CC Bank R Bull CBBC May 2018 A	2017/06/22	2017/06/23
62826	SG Issuer – Ping An R Bear CBBC Dec 2017 C	2017/06/22	2017/06/23
62837	J P Morgan SP BV – HSI R Bull CBBC Sep 2018 E	2017/06/22	2017/06/23
62840	J P Morgan SP BV – HKEX R Bear CBBC Feb 2018 B	2017/06/22	2017/06/23
62862	SG Issuer – HSI R Bear CBBC Sep 2017 M	2017/06/22	2017/06/23
62841	J P Morgan SP BV – HSI R Bear CBBC Sep 2017 N	2017/06/22	2017/06/23
62797	BNP Paribas Issuance B.V. – HSI R Bull CBBC Sep 2018 A	2017/06/22	2017/06/23
62829	Credit Suisse AG – HSI R Bull CBBC Mar 2018 P	2017/06/22	2017/06/23
62836	J P Morgan SP BV – HSI R Bull CBBC Aug 2018 E	2017/06/22	2017/06/23
62827	Credit Suisse AG – HSI R Bull CBBC Aug 2018 U	2017/06/22	2017/06/23
62834	Credit Suisse AG – HSI R Bear CBBC Oct 2017 J	2017/06/22	2017/06/23
62825	Bank of East Asia – Great Wall Motor R Bull CBBC Jul 2018 A	2017/06/22	2017/06/23
62845	J P Morgan SP BV – HSI R Bear CBBC Sep 2017 O	2017/06/22	2017/06/23
62814	SG Issuer – HSCEI R Bear CBBC Feb 2018 B	2017/06/22	2017/06/23
62813	HK Bank – HSCEI R Bear CBBC Apr 2018 B	2017/06/22	2017/06/23
62812	HK Bank – HSI R Bear CBBC Apr 2018 O	2017/06/22	2017/06/23
62810	HK Bank – Ping An R Bear CBBC May 2018 B	2017/06/22	2017/06/23
62721	Credit Suisse AG – Sands China R Bull CBBC May 2018 A	2017/06/23	2017/06/26
62702	SG Issuer – Sands R Bull CBBC May 2018 A	2017/06/23	2017/06/26
62907	UBS AG – HSI R Bull CBBC Aug 2018 B	2017/06/23	2017/06/26
62911	SG Issuer – HSI R Bear CBBC Sep 2017 T	2017/06/23	2017/06/26
60369	HK Bank – CKH R Bear CBBC Jun 2017 A	2017/06/23	2017/06/27
62691	HK Bank – Great Wall Motor R Bull CBBC Jun 2018 A	2017/06/23	2017/06/26
62687	HK Bank – Galaxy Ent R Bull CBBC Oct 2018 A	2017/06/23	2017/06/26
63339	UBS AG – TCH R Bull CBBC Jun 2017 A	2017/06/23	2017/06/27
66067	UBS AG – Tencent R Bull CBBC Jun 2017 H	2017/06/23	2017/06/27
62906	UBS AG – HSI R Bear CBBC Sep 2017 P	2017/06/23	2017/06/26
62720	Credit Suisse AG – Galaxy Ent R Bull CBBC Mar 2018 B	2017/06/23	2017/06/26
65007	Credit Suisse AG – HSBC R Bear CBBC Jun 2017 B	2017/06/23	2017/06/27
60368	HK Bank – CKH R Bull CBBC Jun 2017 A	2017/06/23	2017/06/27
60526	UBS AG – HSBC R Bull CBBC Jun 2017 C	2017/06/23	2017/06/27
67800	HK Bank – Tencent R Bull CBBC Jun 2017 C	2017/06/23	2017/06/27

List of expired CBBC, 2017 (continued)

Code	CBBC	Last trading date	Delisted date
62905	Goldman Sachs SP (Asia) – HSI R Bear CBBC Sep 2017 S	2017/06/23	2017/06/26
62751	HK Bank – Sands China R Bull CBBC Aug 2018 C	2017/06/23	2017/06/26
60378	HK Bank – Galaxy Ent R Bull CBBC Jun 2017 A	2017/06/23	2017/06/27
62251	HK Bank – AIA R Bull CBBC Jun 2017 B	2017/06/23	2017/06/27
60388	HK Bank – TCH R Bull CBBC Jun 2017 A	2017/06/23	2017/06/27
62894	Credit Suisse AG – HSI R Bull CBBC Mar 2018 Q	2017/06/23	2017/06/26
61157	UBS AG – Tencent R Bull CBBC Jun 2017 C	2017/06/23	2017/06/27
62901	J P Morgan SP BV – HSI R Bear CBBC Sep 2017 P	2017/06/23	2017/06/26
60373	HK Bank – SHK Ppt R Bull CBBC Jun 2017 A	2017/06/23	2017/06/27
62897	Credit Suisse AG – HSBC R Bull CBBC Jan 2018 E	2017/06/23	2017/06/26
62899	Credit Suisse AG – HSI R Bear CBBC Sep 2017 J	2017/06/23	2017/06/26
62970	UBS AG – HSI R Bear CBBC Sep 2017 R	2017/06/26	2017/06/27
62972	UBS AG – HSI R Bull CBBC Jul 2018 V	2017/06/26	2017/06/27
62913	Goldman Sachs SP (Asia) – HSI R Bear CBBC Sep 2017 T	2017/06/26	2017/06/27
62990	SG Issuer – HSI R Bull CBBC Nov 2018 O	2017/06/26	2017/06/27
62988	SG Issuer – HSI R Bull CBBC Sep 2018 F	2017/06/26	2017/06/27
64768	SG Issuer – A50 R Bear CBBC Jul 2017 A	2017/06/26	2017/06/27
62969	UBS AG – HSI R Bear CBBC Sep 2017 Q	2017/06/26	2017/06/27
62971	UBS AG – HSI R Bull CBBC Aug 2018 C	2017/06/26	2017/06/27
62807	HK Bank – Geely Auto R Bear CBBC Aug 2018 B	2017/06/26	2017/06/27
64893	HK Bank – A50 R Bear CBBC Aug 2017 A	2017/06/26	2017/06/27
62983	Goldman Sachs SP (Asia) – HSI R Bull CBBC Aug 2018 I	2017/06/26	2017/06/27
61288	UBS AG – CSOP A50 ETF R Bear CBBC Sep 2017 A	2017/06/26	2017/06/27
62895	Credit Suisse AG – Geely Auto R Bear CBBC Feb 2018 B	2017/06/26	2017/06/27
62915	HK Bank – HKE X R Bull CBBC Jun 2018 B	2017/06/26	2017/06/27
62925	HK Bank – HSI R Bull CBBC Apr 2018 E	2017/06/26	2017/06/27
62931	HK Bank – HSCEI R Bull CBBC Apr 2018 A	2017/06/26	2017/06/27
62944	J P Morgan SP BV – HSI R Bull CBBC Aug 2018 M	2017/06/26	2017/06/27
62959	Credit Suisse AG – HSI R Bear CBBC Oct 2017 K	2017/06/26	2017/06/27
62968	Credit Suisse AG – HSI R Bull CBBC Mar 2018 R	2017/06/26	2017/06/27
62950	J P Morgan SP BV – HKE X R Bull CBBC Nov 2017 P	2017/06/26	2017/06/27
62958	Credit Suisse AG – HSI R Bear CBBC Sep 2017 M	2017/06/26	2017/06/27
62966	Credit Suisse AG – HSI R Bull CBBC Sep 2018 C	2017/06/26	2017/06/27
60566	J P Morgan SP BV – China Mobile R Bull CBBC Jul 2018 A	2017/06/27	2017/06/28
63079	Goldman Sachs SP (Asia) – HSI R Bear CBBC Sep 2017 V	2017/06/27	2017/06/28
62854	UBS AG – HSI R Bear CBBC Sep 2017 M	2017/06/27	2017/06/28
63067	SG Issuer – HSI R Bear CBBC Sep 2017 X	2017/06/27	2017/06/28
67778	BNP Paribas Issuance B.V. – A50 Ch R Bull CBBC Jun 2017 B	2017/06/27	2017/06/28
63061	J P Morgan SP BV – Tencent R Bear CBBC Feb 2018 D	2017/06/27	2017/06/28
63056	J P Morgan SP BV – HSI R Bull CBBC Sep 2018 G	2017/06/27	2017/06/28
63039	Credit Suisse AG – HSI R Bull CBBC Aug 2018 X	2017/06/27	2017/06/28
63028	HK Bank – HSI R Bull CBBC Apr 2018 F	2017/06/27	2017/06/28
68692	SG Issuer – Galaxy R Bull CBBC Jun 2017 A	2017/06/27	2017/06/28
68951	HK Bank – Tencent R Bear CBBC Sep 2018 B	2017/06/27	2017/06/28
66121	SG Issuer – Tencent R Bull CBBC Jun 2017 A	2017/06/27	2017/06/28
65299	J P Morgan SP BV – CNOOC R Bull CBBC Jan 2018 A	2017/06/27	2017/06/28
69866	SG Issuer – CMob R Bear CBBC Jun 2017 A	2017/06/27	2017/06/28
63001	BNP Paribas Issuance B.V. – HSI R Bull CBBC Aug 2018 E	2017/06/27	2017/06/28
69844	SG Issuer – Sands R Bear CBBC Jun 2017 B	2017/06/27	2017/06/28
63000	BNP Paribas Issuance B.V. – HSI R Bull CBBC Aug 2018 R	2017/06/27	2017/06/28
62747	Macquarie Bank Ltd. – Tencent R Bear CBBC Jan 2018 B	2017/06/27	2017/06/28
60199	J P Morgan SP BV – Tencent R Bear CBBC Mar 2018 C	2017/06/27	2017/06/28
69639	SG Issuer – Galaxy R Bull CBBC Jun 2017 B	2017/06/27	2017/06/28
63038	Goldman Sachs SP (Asia) – HSI R Bull CBBC Sep 2018 A	2017/06/27	2017/06/28
67264	SG Issuer – A50 R Bull CBBC Jun 2017 A	2017/06/27	2017/06/28
67192	SG Issuer – HSI R Bull CBBC Jun 2017 U	2017/06/27	2017/06/28
60876	UBS AG – Tencent R Bear CBBC Jan 2018 A	2017/06/27	2017/06/28
61346	SG Issuer – CNOOC R Bear CBBC Jun 2017 A	2017/06/27	2017/06/28
63981	SG Issuer – CSA50 R Bear CBBC Jun 2017 A	2017/06/27	2017/06/28
62218	SG Issuer – CNOOC R Bear CBBC Jun 2017 B	2017/06/27	2017/06/28
68246	BNP Paribas Issuance B.V. – CAM CSI300 R Bull CBBC Jun17 A	2017/06/27	2017/06/28
67202	SG Issuer – Tencent R Bull CBBC Jun 2017 D	2017/06/27	2017/06/28
63987	SG Issuer – A50 R Bear CBBC Jun 2017 A	2017/06/27	2017/06/28
62242	SG Issuer – CMob R Bear CBBC Jun 2017 B	2017/06/27	2017/06/28
62383	BNP Paribas Issuance B.V. – CSOP A50 ETF R Bull CBBC Jun17A	2017/06/27	2017/06/28
61829	Credit Suisse AG – Geely Auto R Bear CBBC Jan 2018 A	2017/06/27	2017/06/28
67120	BNP Paribas Issuance B.V. – HSI R Bull CBBC Jun 2017 Y	2017/06/27	2017/06/28
67714	SG Issuer – Tencent R Bull CBBC Jun 2017 F	2017/06/27	2017/06/28
69687	Credit Suisse AG – Tencent R Bear CBBC Dec 2017 D	2017/06/27	2017/06/28
69884	SG Issuer – HKE X R Bear CBBC Jun 2017 A	2017/06/27	2017/06/28
60822	SG Issuer – Tencent R Bear CBBC Nov 2017 E	2017/06/27	2017/06/28
67512	SG Issuer – Tencent R Bull CBBC Jun 2017 E	2017/06/27	2017/06/28
67253	SG Issuer – CSA50 R Bull CBBC Jun 2017 A	2017/06/27	2017/06/28
61741	HK Bank – Geely Auto R Bear CBBC Aug 2018 A	2017/06/27	2017/06/28
62296	Goldman Sachs SP (Asia) – HSI R Bull CBBC Jun 2017 E	2017/06/28	2017/06/30
62347	HK Bank – HSI R Bull CBBC Jun 2017 E	2017/06/28	2017/06/30
63157	SG Issuer – Tencent R Bear CBBC Dec 2017 G	2017/06/28	2017/06/29
62821	UBS AG – HSI R Bull CBBC Jun 2017 N	2017/06/28	2017/06/30
62531	Goldman Sachs SP (Asia) – HSI R Bull CBBC Jun 2017 I	2017/06/28	2017/06/30
62307	Goldman Sachs SP (Asia) – HSI R Bull CBBC Jun 2017 F	2017/06/28	2017/06/30
62851	Goldman Sachs SP (Asia) – HSI R Bull CBBC Jun 2017 Q	2017/06/28	2017/06/30
63164	Credit Suisse AG – HSI R Bull CBBC Mar 2018 S	2017/06/28	2017/06/29
62587	J P Morgan SP BV – HSI R Bull CBBC Jun 2017 F	2017/06/28	2017/06/30
62351	J P Morgan SP BV – Geely Auto R Bear CBBC Apr 2018 A	2017/06/28	2017/06/29
69208	UBS AG – HSI R Bull CBBC Jun 2017 A	2017/06/28	2017/06/30
69485	J P Morgan SP BV – HSCEI R Bull CBBC Jun 2017 B	2017/06/28	2017/06/30
62704	Goldman Sachs SP (Asia) – HSI R Bull CBBC Jun 2017 N	2017/06/28	2017/06/30

List of expired CBBC, 2017 (continued)

Code	CBBC	Last trading date	Delisted date
62371	HK Bank – HSCEI R Bull CBBC Jun 2017 A	2017/06/28	2017/06/30
63094	J P Morgan SP BV – HSI R Bull CBBC Jun 2017 A	2017/06/28	2017/06/30
66388	UBS AG – HSI R Bear CBBC Jun 2017 M	2017/06/28	2017/06/30
62733	J P Morgan SP BV – Galaxy Ent R Bull CBBC May 2018 A	2017/06/28	2017/06/29
62524	UBS AG – HSCEI R Bull CBBC Jun 2017 B	2017/06/28	2017/06/30
60735	Haitong Int'l Sec – Sinopec Corp R Bull CBBC Nov 2017 A	2017/06/28	2017/06/29
63120	HK Bank – HSI R Bull CBBC Mar 2018 C	2017/06/28	2017/06/29
63119	HK Bank – HSI R Bear CBBC Mar 2018 H	2017/06/28	2017/06/29
62337	UBS AG – HSCEI R Bull CBBC Jun 2017 A	2017/06/28	2017/06/30
68301	J P Morgan SP BV – HSI R Bull CBBC Jun 2017 B	2017/06/28	2017/06/30
63105	BNP Paribas Issuance B.V. – Tencent R Bear CBBC Apr 2018 L	2017/06/28	2017/06/29
62334	UBS AG – HSI R Bull CBBC Jun 2017 J	2017/06/28	2017/06/30
63085	BNP Paribas Issuance B.V. – HSI R Bull CBBC Aug 2018 H	2017/06/28	2017/06/29
63074	SG Issuer – HSI R Bull CBBC Nov 2018 P	2017/06/28	2017/06/29
63174	UBS AG – HSI R Bull CBBC Sep 2018 O	2017/06/28	2017/06/29
62368	Goldman Sachs SP (Asia) – HSI R Bull CBBC Jun 2017 G	2017/06/28	2017/06/30
62910	UBS AG – HSI R Bull CBBC Jun 2017 O	2017/06/28	2017/06/30
68353	J P Morgan SP BV – HSCEI R Bull CBBC Jun 2017 A	2017/06/28	2017/06/30
63108	Goldman Sachs SP (Asia) – HSI R Bull CBBC Aug 2018 R	2017/06/28	2017/06/29
63182	SG Issuer – HSI R Bear CBBC Oct 2017 H	2017/06/28	2017/06/29
60250	UBS AG – HSI R Bull CBBC Jun 2017 B	2017/06/28	2017/06/30
67402	SG Issuer – AIA R Bull CBBC Jun 2017 A	2017/06/28	2017/06/30
63356	J P Morgan SP BV – HSCEI R Bull CBBC Jun 2017 C	2017/06/28	2017/06/30
62225	Goldman Sachs SP (Asia) – HSI R Bull CBBC Jun 2017 C	2017/06/28	2017/06/30
62059	SG Issuer – SHK Ppt P R Bull CBBC May 2018 A	2017/06/28	2017/06/29
62290	Goldman Sachs SP (Asia) – HSI R Bull CBBC Jun 2017 D	2017/06/28	2017/06/30
66537	UBS AG – HSI R Bear CBBC Jun 2017 Q	2017/06/28	2017/06/30
67275	UBS AG – HSI R Bull CBBC Jun 2017 F	2017/06/28	2017/06/30
63183	SG Issuer – HSI R Bull CBBC Oct 2018 N	2017/06/28	2017/06/29
61859	SG Issuer – Geely Auto R Bear CBBC Dec 2017 B	2017/06/28	2017/06/29
67225	J P Morgan SP BV – HSCEI R Bull CBBC Jun 2017 D	2017/06/28	2017/06/30
69967	Credit Suisse AG – CCB R Bull CBBC Dec 2017 D	2017/06/28	2017/06/29
62946	J P Morgan SP BV – HSI R Bull CBBC Sep 2018 F	2017/06/28	2017/06/29
62219	Goldman Sachs SP (Asia) – HSI R Bull CBBC Jun 2017 A	2017/06/28	2017/06/30
63181	SG Issuer – HSI R Bear CBBC Oct 2017 E	2017/06/28	2017/06/29
63180	UBS AG – HSI R Bear CBBC Sep 2017 Y	2017/06/28	2017/06/29
60584	HK Bank – Sinopec Corp R Bull CBBC Apr 2018 A	2017/06/28	2017/06/29
62220	Goldman Sachs SP (Asia) – HSI R Bull CBBC Jun 2017 B	2017/06/28	2017/06/30
62196	UBS AG – HSI R Bull CBBC Jun 2017 I	2017/06/28	2017/06/30
64526	UBS AG – HSCEI R Bear CBBC Jun 2017 A	2017/06/28	2017/06/30
63166	Credit Suisse AG – HSI R Bull CBBC Aug 2018 C	2017/06/28	2017/06/29
65027	UBS AG – HSCEI R Bear CBBC Jun 2017 B	2017/06/28	2017/06/30
64520	UBS AG – HSI R Bear CBBC Jun 2017 E	2017/06/28	2017/06/30
62974	UBS AG – HSI R Bull CBBC Jun 2017 P	2017/06/28	2017/06/30
60286	HK Bank – HSI R Bull CBBC Jun 2017 C	2017/06/28	2017/06/30
61992	UBS AG – HSI R Bull CBBC Jun 2017 G	2017/06/28	2017/06/30
61863	HK Bank – Geely Auto R Bear CBBC Sep 2018 A	2017/06/28	2017/06/29
67035	Credit Suisse AG – HSI R Bull CBBC Jun 2017 H	2017/06/28	2017/06/30
63173	Credit Suisse AG – HSI R Bear CBBC Oct 2017 M	2017/06/28	2017/06/29
60550	UBS AG – HSI R Bull CBBC Jun 2017 C	2017/06/28	2017/06/30
67640	SG Issuer – CCB R Bull CBBC Feb 2018 A	2017/06/28	2017/06/29
63190	J P Morgan SP BV – HSI R Bull CBBC Sep 2018 I	2017/06/28	2017/06/29
61577	HK Bank – Lenovo R Bull CBBC Apr 2018 B	2017/06/28	2017/06/29
68185	BNP Paribas Issuance B.V. – HSCEI R Bull CBBC Jun 2017 B	2017/06/28	2017/06/30
63191	Goldman Sachs SP (Asia) – HSI R Bear CBBC Sep 2017 X	2017/06/28	2017/06/29
62104	UBS AG – HSI R Bull CBBC Jun 2017 H	2017/06/28	2017/06/30
69886	SG Issuer – HSBC R Bear CBBC Aug 2017 B	2017/06/29	2017/06/30
63276	Credit Suisse AG – HSI R Bear CBBC Sep 2017 X	2017/06/29	2017/06/30
63171	Credit Suisse AG – HSI R Bear CBBC Sep 2017 N	2017/06/29	2017/06/30
62384	BNP Paribas Issuance B.V. – A50 Ch R Bull CBBC Jun 2017 A	2017/06/29	2017/07/03
62644	SG Issuer – HKEX R Bear CBBC Dec 2017 B	2017/06/29	2017/06/30
63289	SG Issuer – HSI R Bear CBBC Oct 2017 J	2017/06/29	2017/06/30
62288	Credit Suisse AG – Geely Auto R Bear CBBC Feb 2018 A	2017/06/29	2017/06/30
62689	HK Bank – HKEX R Bear CBBC Jan 2018 A	2017/06/29	2017/06/30
63913	HK Bank – Galaxy Ent R Bull CBBC Jun 2017 D	2017/06/29	2017/07/03
65004	HK Bank – CUni R Bull CBBC Jun 2017 B	2017/06/29	2017/07/03
63278	J P Morgan SP BV – HSI R Bear CBBC Sep 2017 R	2017/06/29	2017/06/30
63292	SG Issuer – HSI R Bear CBBC Nov 2017 D	2017/06/29	2017/06/30
63040	Credit Suisse AG – HSI R Bear CBBC Oct 2017 L	2017/06/29	2017/06/30
67007	HK Bank – Tencent R Bull CBBC Jun 2017 B	2017/06/29	2017/07/03
66903	Macquarie Bank Ltd. – Tencent R Bull CBBC Jun 2017 A	2017/06/29	2017/07/03
62984	SG Issuer – HSI R Bear CBBC Sep 2017 U	2017/06/29	2017/06/30
62830	Credit Suisse AG – HKEX R Bear CBBC Jan 2018 A	2017/06/29	2017/06/30
66261	Credit Suisse AG – Tencent R Bull CBBC Jun 2017 B	2017/06/29	2017/07/03
62261	HK Bank – Geely Auto R Bear CBBC Oct 2018 A	2017/06/29	2017/06/30
65212	Macquarie Bank Ltd. – HSBC R Bear CBBC Jan 2018 A	2017/06/29	2017/06/30
63295	UBS AG – HSI R Bear CBBC Sep 2017 Z	2017/06/29	2017/06/30
60399	HK Bank – AIA R Bull CBBC Jun 2017 A	2017/06/29	2017/07/03
62940	Macquarie Bank Ltd. – HSBC R Bear CBBC Jul 2018 A	2017/06/29	2017/06/30
69885	SG Issuer – HSBC R Bear CBBC Aug 2017 A	2017/06/29	2017/06/30
63051	J P Morgan SP BV – HSI R Bear CBBC Sep 2017 Q	2017/06/29	2017/06/30
60467	HK Bank – Tencent R Bull CBBC Jun 2017 D	2017/06/29	2017/07/03
63062	UBS AG – HSI R Bear CBBC Sep 2017 T	2017/06/29	2017/06/30
66206	HK Bank – HKEX R Bear CBBC Jun 2017 C	2017/06/29	2017/07/03
63087	BNP Paribas Issuance B.V. – HSI R Bear CBBC Feb 2018 K	2017/06/29	2017/06/30
63118	HK Bank – HSI R Bear CBBC Mar 2018 G	2017/06/29	2017/06/30
61055	BNP Paribas Issuance B.V. – HKEX R Bull CBBC Jun 2017 A	2017/06/29	2017/07/03

List of expired CBBC, 2017 (continued)

Code	CBBC	Last trading date	Delisted date
65063	J P Morgan SP BV – HSBC R Bear CBBC Sep 2017 A	2017/06/29	2017/06/30
62530	Credit Suisse AG – HSBC R Bear CBBC Dec 2017 B	2017/06/29	2017/06/30
63328	Goldman Sachs SP (Asia) – HSI R Bear CBBC Oct 2017 L	2017/06/29	2017/06/30
63325	Goldman Sachs SP (Asia) – HSI R Bear CBBC Oct 2017 K	2017/06/29	2017/06/30
67550	BNP Paribas Issuance B.V. – Ping An R Bull CBBC Jun 2017 A	2017/06/29	2017/07/03
67661	HK Bank – CKP R Bull CBBC Jul 2017 A	2017/06/30	2017/07/04
62948	J P Morgan SP BV – Tencent R Bull CBBC Oct 2017 V	2017/06/30	2017/07/03
63016	BNP Paribas Issuance B.V. – Tencent R Bull CBBC Aug 2018 O	2017/06/30	2017/07/03
63063	UBS AG – HSCEI R Bull CBBC Oct 2018 A	2017/06/30	2017/07/03
63019	Bank of East Asia – Tencent R Bull CBBC Jun 2018 B	2017/06/30	2017/07/03
69443	J P Morgan SP BV – PetCh R Bull CBBC Oct 2018 A	2017/06/30	2017/07/03
63026	HK Bank – Tencent R Bull CBBC Feb 2018 B	2017/06/30	2017/07/03
63027	HK Bank – Tencent R Bull CBBC Jan 2018 J	2017/06/30	2017/07/03
63159	SG Issuer – Tencent R Bull CBBC Jun 2018 C	2017/06/30	2017/07/03
63017	Bank of East Asia – Tencent R Bull CBBC Jun 2018 A	2017/06/30	2017/07/03
62273	Macquarie Bank Ltd. – HSBC R Bear CBBC Jun 2018 A	2017/06/30	2017/07/03
63381	J P Morgan SP BV – HSI R Bear CBBC Oct 2017 F	2017/06/30	2017/07/03
63379	J P Morgan SP BV – HSI R Bear CBBC Oct 2017 E	2017/06/30	2017/07/03
63371	Credit Suisse AG – HSI R Bear CBBC Oct 2017 N	2017/06/30	2017/07/03
63353	UBS AG – HSI R Bear CBBC Oct 2017 C	2017/06/30	2017/07/03
63344	Haitong Int'l Sec – Geely Auto R Bear CBBC Apr 2018 A	2017/06/30	2017/07/03
63313	UBS AG – Tencent R Bull CBBC Oct 2017 D	2017/06/30	2017/07/03
63312	UBS AG – HSI R Bull CBBC Aug 2018 D	2017/06/30	2017/07/03
63268	Credit Suisse AG – HSI R Bull CBBC Mar 2018 T	2017/06/30	2017/07/03
63267	Goldman Sachs SP (Asia) – HSI R Bull CBBC Sep 2018 B	2017/06/30	2017/07/03
62637	UBS AG – CC Bank R Bull CBBC Nov 2017 A	2017/06/30	2017/07/03
63288	J P Morgan SP BV – Tencent R Bull CBBC Nov 2017 Y	2017/06/30	2017/07/03
63023	Bank of East Asia – Galaxy Ent R Bull CBBC Jun 2018 A	2017/07/03	2017/07/04
61677	SG Issuer – ICBC R Bull CBBC Feb 2018 A	2017/07/03	2017/07/04
61229	Credit Suisse AG – ICBC R Bull CBBC Mar 2018 A	2017/07/03	2017/07/04
63443	Credit Suisse AG – Galaxy Ent R Bull CBBC Mar 2018 C	2017/07/03	2017/07/04
63447	Credit Suisse AG – HSI R Bull CBBC Apr 2018 D	2017/07/03	2017/07/04
63455	Credit Suisse AG – Tencent R Bull CBBC Mar 2018 I	2017/07/03	2017/07/04
66164	UBS AG – Tencent R Bull CBBC Jul 2017 B	2017/07/03	2017/07/05
63558	SG Issuer – HSI R Bull CBBC Jan 2019 A	2017/07/03	2017/07/04
63457	Credit Suisse AG – Ping An R Bull CBBC Mar 2018 A	2017/07/03	2017/07/04
63470	UBS AG – Tencent R Bull CBBC Jan 2018 D	2017/07/03	2017/07/04
62181	SG Issuer – Galaxy R Bull CBBC Jun 2018 B	2017/07/03	2017/07/04
63509	J P Morgan SP BV – HSI R Bear CBBC Oct 2017 G	2017/07/03	2017/07/04
63487	Goldman Sachs SP (Asia) – HSI R Bull CBBC Sep 2018 D	2017/07/03	2017/07/04
62195	SG Issuer – Geely Auto R Bear CBBC Dec 2017 C	2017/07/03	2017/07/04
63435	Credit Suisse AG – HSI R Bear CBBC Oct 2017 O	2017/07/03	2017/07/04
63468	UBS AG – HSI R Bear CBBC Oct 2017 D	2017/07/03	2017/07/04
63512	J P Morgan SP BV – Tencent R Bull CBBC Oct 2017 X	2017/07/03	2017/07/04
62215	HK Bank – Galaxy Ent R Bull CBBC Aug 2018 A	2017/07/03	2017/07/04
63522	SG Issuer – Tencent R Bull CBBC Mar 2018 L	2017/07/03	2017/07/04
63534	SG Issuer – HSI R Bull CBBC Dec 2018 M	2017/07/03	2017/07/04
63485	UBS AG – HSI R Bull CBBC Sep 2018 P	2017/07/03	2017/07/04
62551	J P Morgan SP BV – Geely Auto R Bear CBBC Nov 2017 B	2017/07/03	2017/07/04
63479	UBS AG – HSI R Bull CBBC Aug 2018 F	2017/07/03	2017/07/04
63424	HK Bank – Galaxy Ent R Bull CBBC Apr 2018 B	2017/07/03	2017/07/04
63434	HK Bank – Tencent R Bull CBBC Apr 2018 P	2017/07/03	2017/07/04
63390	Goldman Sachs SP (Asia) – HSI R Bear CBBC Oct 2017 N	2017/07/03	2017/07/04
63387	BNP Paribas Issuance B.V. – HSCEI R Bull CBBC Aug 2018 K	2017/07/03	2017/07/04
61411	Credit Suisse AG – HSI R Bull CBBC Aug 2018 G	2017/07/04	2017/07/05
63612	Bank of East Asia – Tencent R Bull CBBC Jul 2018 C	2017/07/04	2017/07/05
63610	Bank of East Asia – Tencent R Bull CBBC Jul 2018 B	2017/07/04	2017/07/05
63585	BNP Paribas Issuance B.V. – Tencent R Bull CBBC Aug 2018 P	2017/07/04	2017/07/05
62982	UBS AG – HSI R Bull CBBC Sep 2018 N	2017/07/04	2017/07/05
61420	J P Morgan SP BV – HSI R Bull CBBC Aug 2018 U	2017/07/04	2017/07/05
63574	HK Bank – Tencent R Bull CBBC Apr 2018 R	2017/07/04	2017/07/05
63680	Credit Suisse AG – HSI R Bull CBBC Aug 2018 I	2017/07/04	2017/07/05
63572	HK Bank – HSCEI R Bull CBBC Jul 2018 B	2017/07/04	2017/07/05
63571	HK Bank – HSI R Bull CBBC Jul 2018 J	2017/07/04	2017/07/05
63559	HK Bank – Tencent R Bull CBBC Apr 2018 Q	2017/07/04	2017/07/05
63581	SG Issuer – Tencent R Bull CBBC Oct 2017 F	2017/07/04	2017/07/05
63762	J P Morgan SP BV – HSI R Bull CBBC Aug 2018 O	2017/07/04	2017/07/05
65241	Haitong Int'l Sec – CC Bank R Bull CBBC Feb 2018 A	2017/07/04	2017/07/05
61458	SG Issuer – HSI R Bull CBBC Oct 2018 H	2017/07/04	2017/07/05
63819	J P Morgan SP BV – Tencent R Bull CBBC Dec 2017 S	2017/07/04	2017/07/05
63189	J P Morgan SP BV – HSI R Bull CBBC Sep 2018 H	2017/07/04	2017/07/05
61455	Goldman Sachs SP (Asia) – HSI R Bull CBBC Mar 2018 G	2017/07/04	2017/07/05
63637	Bank of East Asia – CSOP A50 ETF R Bull CBBC Jan 2018 A	2017/07/04	2017/07/05
63781	Goldman Sachs SP (Asia) – HSI R Bull CBBC Aug 2018 I	2017/07/04	2017/07/05
63207	HK Bank – Tencent R Bull CBBC Mar 2018 P	2017/07/04	2017/07/05
63752	SG Issuer – HSI R Bull CBBC Dec 2018 N	2017/07/04	2017/07/05
63709	UBS AG – HSI R Bull CBBC Jul 2018 W	2017/07/04	2017/07/05
63708	UBS AG – Tencent R Bull CBBC Dec 2017 L	2017/07/04	2017/07/05
63705	Credit Suisse AG – Tencent R Bull CBBC Mar 2018 J	2017/07/04	2017/07/05
63013	BNP Paribas Issuance B.V. – Tencent R Bull CBBC Aug 2018 N	2017/07/04	2017/07/05
63667	Credit Suisse AG – HSI R Bull CBBC Aug 2018 H	2017/07/04	2017/07/05
63799	J P Morgan SP BV – Tencent R Bull CBBC Nov 2017 Z	2017/07/04	2017/07/05
63024	HK Bank – Tencent R Bull CBBC Mar 2018 O	2017/07/04	2017/07/05
63066	UBS AG – Tencent R Bull CBBC Jan 2018 C	2017/07/04	2017/07/05
63418	HK Bank – Galaxy Ent R Bull CBBC Oct 2018 B	2017/07/04	2017/07/05
61006	Goldman Sachs SP (Asia) – HSI R Bull CBBC Aug 2018 E	2017/07/04	2017/07/05
63060	J P Morgan SP BV – Tencent R Bull CBBC Oct 2017 W	2017/07/04	2017/07/05

List of expired CBBC, 2017 (continued)

Code	CBBC	Last trading date	Delisted date
61320	Goldman Sachs SP (Asia) – HSI R Bull CBBC Aug 2018 P	2017/07/04	2017/07/05
63444	Credit Suisse AG – Sands China R Bull CBBC May 2018 B	2017/07/04	2017/07/05
63047	Credit Suisse AG – AIA R Bull CBBC Dec 2017 D	2017/07/04	2017/07/05
63041	Credit Suisse AG – Tencent R Bull CBBC Feb 2018 K	2017/07/04	2017/07/05
63384	BNP Paribas Issuance B.V. – HSI R Bull CBBC Aug 2018 Z	2017/07/04	2017/07/05
63378	J P Morgan SP BV – HSI R Bull CBBC Sep 2018 J	2017/07/04	2017/07/05
63184	SG Issuer – HSI R Bull CBBC Nov 2018 Q	2017/07/04	2017/07/05
63374	Credit Suisse AG – CUni R Bull CBBC Jan 2018 C	2017/07/04	2017/07/05
63209	HK Bank – Tencent R Bull CBBC Mar 2018 Q	2017/07/04	2017/07/05
63369	Credit Suisse AG – HSI R Bull CBBC Mar 2018 U	2017/07/04	2017/07/05
60990	HK Bank – HSI R Bull CBBC Aug 2018 E	2017/07/04	2017/07/05
63359	UBS AG – HSI R Bull CBBC Aug 2018 E	2017/07/04	2017/07/05
63127	HK Bank – AIA R Bull CBBC Jan 2018 D	2017/07/04	2017/07/05
63020	Bank of East Asia – Tencent R Bull CBBC Jun 2018 C	2017/07/04	2017/07/05
63345	Goldman Sachs SP (Asia) – HSI R Bull CBBC Aug 2018 T	2017/07/04	2017/07/05
63335	Haitong Int'l Sec – Tencent R Bull CBBC Jun 2018 C	2017/07/04	2017/07/05
63330	Goldman Sachs SP (Asia) – HSI R Bull CBBC Sep 2018 C	2017/07/04	2017/07/05
63516	SG Issuer – HKEX R Bull CBBC Mar 2018 E	2017/07/04	2017/07/05
63158	SG Issuer – Tencent R Bull CBBC Apr 2018 E	2017/07/04	2017/07/05
63293	SG Issuer – HSI R Bull CBBC Nov 2018 R	2017/07/04	2017/07/05
63015	SG Issuer – Tencent R Bull CBBC Jun 2018 B	2017/07/04	2017/07/05
61459	SG Issuer – HSI R Bull CBBC Dec 2018 D	2017/07/04	2017/07/05
60991	HK Bank – HSI R Bull CBBC Aug 2018 F	2017/07/04	2017/07/05
63224	HK Bank – CSOP A50 ETF R Bull CBBC Jan 2018 G	2017/07/04	2017/07/05
61196	HK Bank – HSI R Bull CBBC Aug 2018 G	2017/07/04	2017/07/05
61138	SG Issuer – HSI R Bull CBBC Oct 2018 S	2017/07/04	2017/07/05
61129	Goldman Sachs SP (Asia) – HSI R Bull CBBC Aug 2018 H	2017/07/04	2017/07/05
62584	BNP Paribas Issuance B.V. – Tencent R Bull CBBC Aug 2018 M	2017/07/04	2017/07/05
62611	SG Issuer – Tencent R Bull CBBC Apr 2018 D	2017/07/04	2017/07/05
62612	HK Bank – Tencent R Bull CBBC Aug 2018 H	2017/07/04	2017/07/05
61124	Credit Suisse AG – HSI R Bull CBBC Aug 2018 A	2017/07/04	2017/07/05
61038	UBS AG – HSI R Bull CBBC Aug 2018 V	2017/07/04	2017/07/05
61113	UBS AG – HSI R Bull CBBC Sep 2018 G	2017/07/04	2017/07/05
67483	Bank of East Asia – China Mobile R Bull CBBC Apr 2018 A	2017/07/04	2017/07/05
61045	SG Issuer – HSI R Bull CBBC Sep 2018 H	2017/07/04	2017/07/05
61156	SG Issuer – HSI R Bull CBBC Nov 2018 G	2017/07/04	2017/07/05
61054	J P Morgan SP BV – HSI R Bull CBBC Aug 2018 S	2017/07/04	2017/07/05
61247	J P Morgan SP BV – HSI R Bull CBBC Mar 2018 A	2017/07/04	2017/07/05
61798	UBS AG – Tencent R Bull CBBC Dec 2017 J	2017/07/04	2017/07/05
60779	J P Morgan SP BV – HSI R Bull CBBC Apr 2018 L	2017/07/04	2017/07/05
62731	J P Morgan SP BV – Tencent R Bull CBBC Nov 2017 W	2017/07/04	2017/07/05
69566	HK Bank – China Mobile R Bull CBBC Jul 2018 A	2017/07/04	2017/07/05
61692	J P Morgan SP BV – Tencent R Bull CBBC Oct 2017 S	2017/07/04	2017/07/05
64873	UBS AG – CC Bank R Bull CBBC Oct 2017 A	2017/07/04	2017/07/05
61682	Credit Suisse AG – HSI R Bull CBBC Aug 2018 B	2017/07/04	2017/07/05
64629	Credit Suisse AG – China Mobile R Bull CBBC Dec 2017 B	2017/07/04	2017/07/05
61193	HK Bank – CKH R Bull CBBC Jul 2018 A	2017/07/04	2017/07/05
63009	UBS AG – China Mobile R Bull CBBC Dec 2017 B	2017/07/04	2017/07/05
60159	Bank of East Asia – CKH R Bull CBBC Apr 2018 A	2017/07/04	2017/07/05
60649	SG Issuer – HSI R Bull CBBC Oct 2018 O	2017/07/04	2017/07/05
61919	SG Issuer – Tencent R Bull CBBC Apr 2018 A	2017/07/04	2017/07/05
62174	J P Morgan SP BV – HSI R Bull CBBC Aug 2018 C	2017/07/04	2017/07/05
61467	HK Bank – Tencent R Bull CBBC Jul 2018 O	2017/07/04	2017/07/05
62235	HK Bank – Sands China R Bull CBBC Aug 2018 B	2017/07/04	2017/07/05
62275	Macquarie Bank Ltd. – HSI R Bull CBBC Jun 2018 C	2017/07/04	2017/07/05
61242	Credit Suisse AG – HSI R Bull CBBC Aug 2018 D	2017/07/04	2017/07/05
61144	Credit Suisse AG – HSI R Bull CBBC Feb 2018 K	2017/07/04	2017/07/05
61831	Credit Suisse AG – Galaxy Ent R Bull CBBC Mar 2018 A	2017/07/04	2017/07/05
61152	UBS AG – HSI R Bull CBBC Feb 2018 K	2017/07/04	2017/07/05
61173	BNP Paribas Issuance B.V. – HSI R Bull CBBC Aug 2018 D	2017/07/04	2017/07/05
61172	BNP Paribas Issuance B.V. – HSI R Bull CBBC Aug 2018 Q	2017/07/04	2017/07/05
61170	BNP Paribas Issuance B.V. – HSI R Bull CBBC Aug 2018 P	2017/07/04	2017/07/05
62469	Bank of East Asia – Tencent R Bull CBBC May 2018 G	2017/07/04	2017/07/05
62476	Bank of East Asia – Galaxy Ent R Bull CBBC May 2018 A	2017/07/04	2017/07/05
61163	Goldman Sachs SP (Asia) – HSI R Bull CBBC Mar 2018 F	2017/07/04	2017/07/05
61821	Credit Suisse AG – Tencent R Bull CBBC Mar 2018 F	2017/07/04	2017/07/05
61161	J P Morgan SP BV – HSI R Bull CBBC Aug 2018 T	2017/07/04	2017/07/05
61046	SG Issuer – HSI R Bull CBBC Oct 2018 R	2017/07/04	2017/07/05
62353	J P Morgan SP BV – Galaxy Ent R Bull CBBC Feb 2018 C	2017/07/04	2017/07/05
61658	HK Bank – Tencent R Bull CBBC Jul 2018 R	2017/07/04	2017/07/05
62869	HK Bank – HSI R Bull CBBC Apr 2018 D	2017/07/04	2017/07/05
62800	Macquarie Bank Ltd. – Tencent R Bull CBBC Jan 2018 C	2017/07/04	2017/07/05
61272	UBS AG – HSI R Bull CBBC Sep 2018 H	2017/07/04	2017/07/05
61585	HK Bank – Tencent R Bull CBBC Aug 2018 C	2017/07/04	2017/07/05
62817	Bank of East Asia – Tencent R Bull CBBC Jul 2018 A	2017/07/04	2017/07/05
61601	SG Issuer – Sands R Bull CBBC Apr 2018 A	2017/07/04	2017/07/05
62870	HK Bank – Tencent R Bull CBBC Jul 2018 W	2017/07/04	2017/07/05
61274	UBS AG – HSI R Bull CBBC Aug 2018 W	2017/07/04	2017/07/05
61513	J P Morgan SP BV – HSI R Bull CBBC Aug 2018 W	2017/07/04	2017/07/05
62903	Goldman Sachs SP (Asia) – HSI R Bull CBBC Aug 2018 B	2017/07/04	2017/07/05
61611	UBS AG – HSI R Bull CBBC Feb 2018 L	2017/07/04	2017/07/05
62868	SG Issuer – HSI R Bull CBBC Nov 2018 N	2017/07/04	2017/07/05
62785	J P Morgan SP BV – Tencent R Bull CBBC Nov 2017 X	2017/07/04	2017/07/05
62781	UBS AG – Tencent R Bull CBBC Feb 2018 B	2017/07/04	2017/07/05
62764	HK Bank – Tencent R Bull CBBC Aug 2018 J	2017/07/04	2017/07/05
62769	Credit Suisse AG – Tencent R Bull CBBC Feb 2018 J	2017/07/04	2017/07/05
62914	HK Bank – HKEX R Bull CBBC Jul 2018 G	2017/07/04	2017/07/05

List of expired CBBC, 2017 (continued)

Code	CBBC	Last trading date	Delisted date
61547	Credit Suisse AG – HSI R Bull CBBC Feb 2018 M	2017/07/04	2017/07/05
62912	SG Issuer – HSI R Bull CBBC Oct 2018 Y	2017/07/04	2017/07/05
61538	SG Issuer – HSI R Bull CBBC Nov 2018 I	2017/07/04	2017/07/05
62839	J P Morgan SP BV – Tencent R Bull CBBC Oct 2017 U	2017/07/04	2017/07/05
62866	SG Issuer – HSI R Bull CBBC Oct 2018 J	2017/07/04	2017/07/05
62758	HK Bank – Tencent R Bull CBBC Aug 2018 I	2017/07/04	2017/07/05
61016	Credit Suisse AG – HSI R Bull CBBC Apr 2018 C	2017/07/04	2017/07/05
63938	Credit Suisse AG – HSI R Bull CBBC Aug 2018 J	2017/07/05	2017/07/06
60586	HK Bank – HSCEI R Bull CBBC Aug 2018 A	2017/07/05	2017/07/06
60475	BNP Paribas Issuance B.V. – HSI R Bull CBBC Aug 2018 O	2017/07/05	2017/07/06
62748	Macquarie Bank Ltd. – Tencent R Bull CBBC Jan 2018 B	2017/07/05	2017/07/06
62860	Goldman Sachs SP (Asia) – HSI R Bull CBBC Mar 2018 P	2017/07/05	2017/07/06
63880	Macquarie Bank Ltd. – Tencent R Bull CBBC Feb 2018 A	2017/07/05	2017/07/06
61630	BNP Paribas Issuance B.V. – Tencent R Bull CBBC Aug 2018 I	2017/07/05	2017/07/06
63400	HK Bank – CUni R Bull CBBC Aug 2018 A	2017/07/05	2017/07/06
63882	Macquarie Bank Ltd. – Tencent R Bull CBBC Feb 2018 B	2017/07/05	2017/07/06
60217	SG Issuer – CMob R Bull CBBC Oct 2017 E	2017/07/05	2017/07/06
61877	HK Bank – Tencent R Bull CBBC Aug 2018 D	2017/07/05	2017/07/06
61893	Haitong Int'l Sec – Tencent R Bull CBBC Jun 2018 A	2017/07/05	2017/07/06
60511	UBS AG – HSI R Bull CBBC Sep 2018 E	2017/07/05	2017/07/06
65746	Bank of East Asia – CUni R Bull CBBC Jul 2017 A	2017/07/05	2017/07/07
62117	HK Bank – Tencent R Bull CBBC Aug 2018 F	2017/07/05	2017/07/06
62138	Bank of East Asia – CUni R Bull CBBC Jan 2018 A	2017/07/05	2017/07/06
61488	Macquarie Bank Ltd. – HSI R Bull CBBC Jul 2018 A	2017/07/05	2017/07/06
61962	J P Morgan SP BV – Tencent R Bull CBBC Dec 2017 R	2017/07/05	2017/07/06
60593	Credit Suisse AG – HSI R Bull CBBC May 2018 B	2017/07/05	2017/07/06
69212	Bank of East Asia – China Mobile R Bull CBBC Jan 2018 A	2017/07/05	2017/07/06
61414	J P Morgan SP BV – CUni R Bull CBBC Nov 2017 C	2017/07/05	2017/07/06
60568	J P Morgan SP BV – HSI R Bull CBBC Mar 2018 Z	2017/07/05	2017/07/06
62266	HK Bank – Tencent R Bull CBBC Aug 2018 G	2017/07/05	2017/07/06
68599	J P Morgan SP BV – China Mobile R Bull CBBC Nov 2017 E	2017/07/05	2017/07/06
60447	HK Bank – ABC R Bull CBBC Aug 2018 B	2017/07/05	2017/07/06
63831	BNP Paribas Issuance B.V. – HSI R Bull CBBC Sep 2018 B	2017/07/05	2017/07/06
63835	SG Issuer – Tencent R Bull CBBC Oct 2017 G	2017/07/05	2017/07/06
63873	HK Bank – Tencent R Bull CBBC Apr 2018 S	2017/07/05	2017/07/06
60680	SG Issuer – ABC R Bull CBBC Apr 2018 A	2017/07/05	2017/07/06
60742	HK Bank – Ping An R Bear CBBC Aug 2018 B	2017/07/05	2017/07/06
61797	UBS AG – Tencent R Bull CBBC Jan 2018 B	2017/07/05	2017/07/06
61655	HK Bank – Tencent R Bull CBBC Jul 2018 Q	2017/07/05	2017/07/06
61650	HK Bank – Tencent R Bull CBBC Jul 2018 P	2017/07/05	2017/07/06
60803	HK Bank – Tencent R Bull CBBC Jul 2018 G	2017/07/05	2017/07/06
60831	SG Issuer – Tencent R Bull CBBC Mar 2018 G	2017/07/05	2017/07/06
60909	Bank of East Asia – Tencent R Bull CBBC May 2018 D	2017/07/05	2017/07/06
60846	J P Morgan SP BV – Tencent R Bull CBBC Nov 2017 S	2017/07/05	2017/07/06
64733	HK Bank – CC Bank R Bull CBBC Mar 2018 A	2017/07/05	2017/07/06
60539	Goldman Sachs SP (Asia) – HSI R Bull CBBC Mar 2018 E	2017/07/05	2017/07/06
61076	HK Bank – ICBC R Bull CBBC May 2018 A	2017/07/05	2017/07/06
60790	SG Issuer – HSI R Bull CBBC Oct 2018 P	2017/07/05	2017/07/06
63239	SG Issuer – CUni R Bull CBBC Apr 2018 B	2017/07/05	2017/07/06
61637	SG Issuer – Tencent R Bull CBBC Mar 2018 J	2017/07/05	2017/07/06
63910	UBS AG – HSI R Bull CBBC Sep 2018 Q	2017/07/05	2017/07/06
60912	Macquarie Bank Ltd. – Ping An R Bear CBBC Jul 2018 A	2017/07/05	2017/07/06
61685	Credit Suisse AG – Tencent R Bull CBBC Mar 2018 E	2017/07/05	2017/07/06
61007	Goldman Sachs SP (Asia) – HSI R Bull CBBC Aug 2018 F	2017/07/05	2017/07/06
60751	Credit Suisse AG – HSI R Bull CBBC Feb 2018 F	2017/07/05	2017/07/06
63939	Credit Suisse AG – HSI R Bull CBBC Mar 2018 V	2017/07/05	2017/07/06
61815	J P Morgan SP BV – Tencent R Bull CBBC Oct 2017 T	2017/07/05	2017/07/06
64021	Credit Suisse AG – Galaxy Ent R Bull CBBC Feb 2018 B	2017/07/05	2017/07/06
64129	SG Issuer – HSI R Bull CBBC Dec 2018 P	2017/07/05	2017/07/06
61666	Bank of East Asia – Tencent R Bull CBBC Apr 2018 L	2017/07/05	2017/07/06
64035	J P Morgan SP BV – HSI R Bull CBBC Sep 2018 K	2017/07/05	2017/07/06
61665	Bank of East Asia – Tencent R Bull CBBC Apr 2018 K	2017/07/05	2017/07/06
64124	SG Issuer – HSI R Bull CBBC Dec 2018 O	2017/07/05	2017/07/06
61507	Bank of East Asia – CITIC R Bull CBBC Jul 2017 A	2017/07/05	2017/07/07
60871	UBS AG – HSI R Bull CBBC Jul 2018 L	2017/07/05	2017/07/06
64327	J P Morgan SP BV – HKEX R Bull CBBC Dec 2017 N	2017/07/06	2017/07/07
64480	SG Issuer – HSI R Bull CBBC Nov 2018 T	2017/07/06	2017/07/07
64272	J P Morgan SP BV – HSI R Bull CBBC Aug 2018 P	2017/07/06	2017/07/07
64270	J P Morgan SP BV – HSI R Bull CBBC Sep 2018 L	2017/07/06	2017/07/07
64476	SG Issuer – HSI R Bull CBBC Nov 2018 S	2017/07/06	2017/07/07
64228	HK Bank – HKEX R Bull CBBC Mar 2018 G	2017/07/06	2017/07/07
64227	HK Bank – HKEX R Bull CBBC Mar 2018 F	2017/07/06	2017/07/07
64208	SG Issuer – HKEX R Bull CBBC Jan 2018 F	2017/07/06	2017/07/07
64470	SG Issuer – HSI R Bull CBBC Oct 2018 N	2017/07/06	2017/07/07
64157	BNP Paribas Issuance B.V. – HKEX R Bull CBBC Aug 2018 C	2017/07/06	2017/07/07
64340	Credit Suisse AG – HSI R Bull CBBC Aug 2018 L	2017/07/06	2017/07/07
64352	Credit Suisse AG – HSI R Bull CBBC Mar 2018 W	2017/07/06	2017/07/07
64389	UBS AG – HSI R Bull CBBC Sep 2018 R	2017/07/06	2017/07/07
64395	Goldman Sachs SP (Asia) – HSI R Bull CBBC Sep 2018 F	2017/07/06	2017/07/07
64393	Goldman Sachs SP (Asia) – HSI R Bull CBBC Sep 2018 E	2017/07/06	2017/07/07
64202	HK Bank – HSI R Bull CBBC Mar 2018 D	2017/07/06	2017/07/07
63336	Haitong Int'l Sec – China Mobile R Bull CBBC Jun 2018 A	2017/07/06	2017/07/07
62245	SG Issuer – PICC P&C R Bear CBBC Jul 2017 A	2017/07/06	2017/07/07
69506	HK Bank – PICC P&C R R Bear CBBC Nov 2017 A	2017/07/06	2017/07/07
68229	Credit Suisse AG – China Mobile R Bull CBBC Nov 2017 B	2017/07/06	2017/07/07
61218	Credit Suisse AG – Ping An R Bear CBBC Jan 2018 A	2017/07/06	2017/07/07
60685	SG Issuer – BOCL R Bull CBBC Mar 2018 A	2017/07/06	2017/07/07

List of expired CBBC, 2017 (continued)

Code	CBBC	Last trading date	Delisted date
60892	HK Bank – BOCL R Bull CBBC Aug 2018 A	2017/07/06	2017/07/07
60766	Credit Suisse AG – BOCL R Bull CBBC Dec 2018 A	2017/07/06	2017/07/07
61636	SG Issuer – CUni R Bull CBBC Mar 2018 B	2017/07/07	2017/07/10
61649	HK Bank – China Mobile R Bull CBBC Nov 2017 A	2017/07/07	2017/07/10
64534	HK Bank – Tencent R Bull CBBC Feb 2018 C	2017/07/07	2017/07/10
64530	UBS AG – Tencent R Bull CBBC Jul 2017 A	2017/07/07	2017/07/11
64481	BNP Paribas Issuance B.V. – Tencent R Bull CBBC Aug 2018 Q	2017/07/07	2017/07/10
64483	Goldman Sachs SP (Asia) – HSI R Bull CBBC Oct 2018 A	2017/07/07	2017/07/10
64492	SG Issuer – Tencent R Bull CBBC Nov 2017 H	2017/07/07	2017/07/10
67301	HK Bank – Tencent R Bull CBBC Jul 2017 A	2017/07/07	2017/07/11
64038	UBS AG – HSBC R Bull CBBC Jul 2017 A	2017/07/07	2017/07/11
64610	UBS AG – HSI R Bull CBBC Aug 2018 N	2017/07/07	2017/07/10
64613	UBS AG – Tencent R Bull CBBC Nov 2017 M	2017/07/07	2017/07/10
64630	UBS AG – Tencent R Bull CBBC Oct 2017 E	2017/07/07	2017/07/10
64683	Bank of East Asia – Tencent R Bull CBBC Jun 2018 D	2017/07/07	2017/07/10
64684	Bank of East Asia – Tencent R Bull CBBC Jun 2018 E	2017/07/07	2017/07/10
64687	Bank of East Asia – HKEX R Bull CBBC Jun 2018 A	2017/07/07	2017/07/10
64688	Credit Suisse AG – HSI R Bull CBBC Mar 2018 X	2017/07/07	2017/07/10
64690	Credit Suisse AG – HSI R Bull CBBC Sep 2018 D	2017/07/07	2017/07/10
64715	J P Morgan SP BV – HSI R Bull CBBC Oct 2018 B	2017/07/07	2017/07/10
64723	J P Morgan SP BV – HSI R Bull CBBC Oct 2018 C	2017/07/07	2017/07/10
64553	Haitong Int'l Sec – Tencent R Bull CBBC Jul 2018 A	2017/07/07	2017/07/10
61150	Credit Suisse AG – CUni R Bull CBBC Dec 2017 B	2017/07/07	2017/07/10
66329	HK Bank – Tencent R Bull CBBC Jul 2017 G	2017/07/07	2017/07/11
61194	HK Bank – CUni R Bull CBBC Jul 2018 A	2017/07/07	2017/07/10
64881	SG Issuer – HSI R Bull CBBC Nov 2018 U	2017/07/10	2017/07/11
66168	UBS AG – Tencent R Bull CBBC Jul 2017 C	2017/07/10	2017/07/12
62893	SG Issuer – CP&CC R Bull CBBC Mar 2018 A	2017/07/10	2017/07/11
63951	J P Morgan SP BV – BOCL R Bull CBBC Nov 2017 A	2017/07/10	2017/07/11
64811	UBS AG – HSI R Bull CBBC Sep 2018 S	2017/07/10	2017/07/11
66797	HK Bank – Sinopec Corp R Bull CBBC Nov 2017 A	2017/07/10	2017/07/11
62942	Macquarie Bank Ltd. – Ping An R Bear CBBC Jul 2018 C	2017/07/10	2017/07/11
67026	J P Morgan SP BV – Sinopec Corp R Bull CBBC Feb 2018 A	2017/07/10	2017/07/11
61356	SG Issuer – HSCEI R Bull CBBC Nov 2018 G	2017/07/10	2017/07/11
64824	J P Morgan SP BV – Tencent R Bull CBBC Dec 2017 T	2017/07/10	2017/07/11
62698	SG Issuer – Lenovo R Bull CBBC May 2018 A	2017/07/10	2017/07/11
64860	Credit Suisse AG – HSI R Bull CBBC Sep 2018 E	2017/07/10	2017/07/11
64776	HK Bank – Geely Auto R Bull CBBC Apr 2018 D	2017/07/10	2017/07/11
64797	SG Issuer – Geely Auto R Bull CBBC Nov 2017 E	2017/07/10	2017/07/11
64923	HK Bank – HSI R Bear CBBC Mar 2018 J	2017/07/11	2017/07/12
65194	J P Morgan SP BV – HSI R Bear CBBC Oct 2017 N	2017/07/11	2017/07/12
64928	HK Bank – HSI R Bear CBBC Mar 2018 K	2017/07/11	2017/07/12
65246	SG Issuer – HSI R Bear CBBC Oct 2017 A	2017/07/11	2017/07/12
65196	J P Morgan SP BV – Tencent R Bear CBBC Jan 2018 C	2017/07/11	2017/07/12
65248	SG Issuer – HSI R Bear CBBC Oct 2017 P	2017/07/11	2017/07/12
64828	Goldman Sachs SP (Asia) – HSI R Bear CBBC Oct 2017 S	2017/07/11	2017/07/12
65204	J P Morgan SP BV – Tencent R Bear CBBC Feb 2018 F	2017/07/11	2017/07/12
65242	Goldman Sachs SP (Asia) – HSI R Bear CBBC Oct 2017 T	2017/07/11	2017/07/12
64880	SG Issuer – HSI R Bear CBBC Dec 2017 D	2017/07/11	2017/07/12
64845	Credit Suisse AG – HSI R Bear CBBC Oct 2017 S	2017/07/11	2017/07/12
65244	Goldman Sachs SP (Asia) – HSI R Bear CBBC Oct 2017 U	2017/07/11	2017/07/12
65303	Credit Suisse AG – HSI R Bear CBBC Oct 2017 T	2017/07/11	2017/07/12
65022	SG Issuer – Tencent R Bear CBBC Feb 2018 D	2017/07/11	2017/07/12
65307	Credit Suisse AG – HSI R Bear CBBC Nov 2017 Q	2017/07/11	2017/07/12
65033	UBS AG – HSI R Bull CBBC Aug 2018 T	2017/07/11	2017/07/12
65038	UBS AG – HSI R Bull CBBC Aug 2018 Y	2017/07/11	2017/07/12
65322	Credit Suisse AG – HSI R Bear CBBC Oct 2017 U	2017/07/11	2017/07/12
65003	SG Issuer – PetroChina R Bull CBBC Feb 2018 B	2017/07/11	2017/07/12
65210	J P Morgan SP BV – HSI R Bear CBBC Oct 2017 O	2017/07/11	2017/07/12
64984	HK Bank – Tencent R Bear CBBC Mar 2018 D	2017/07/11	2017/07/12
65274	Credit Suisse AG – HSI R Bull CBBC Mar 2018 Y	2017/07/11	2017/07/12
65193	J P Morgan SP BV – HSI R Bear CBBC Oct 2017 M	2017/07/11	2017/07/12
64988	HK Bank – Tencent R Bear CBBC Mar 2018 E	2017/07/11	2017/07/12
65111	UBS AG – HSI R Bear CBBC Oct 2017 L	2017/07/11	2017/07/12
65285	Credit Suisse AG – Galaxy Ent R Bear CBBC Feb 2018 B	2017/07/11	2017/07/12
65115	UBS AG – HSI R Bear CBBC Oct 2017 M	2017/07/11	2017/07/12
65127	J P Morgan SP BV – HSI R Bull CBBC Aug 2018 V	2017/07/11	2017/07/12
65002	SG Issuer – Galaxy R Bear CBBC Feb 2018 A	2017/07/11	2017/07/12
65249	SG Issuer – HSI R Bear CBBC Nov 2017 I	2017/07/11	2017/07/12
65039	UBS AG – Tencent R Bull CBBC Jan 2018 E	2017/07/11	2017/07/12
63552	J P Morgan SP BV – HSBC R Bear CBBC Oct 2017 A	2017/07/11	2017/07/12
63532	SG Issuer – HSI R Bear CBBC Nov 2017 E	2017/07/11	2017/07/12
63798	Goldman Sachs SP (Asia) – HSI R Bear CBBC Oct 2017 O	2017/07/11	2017/07/12
63776	J P Morgan SP BV – HSI R Bear CBBC Oct 2017 H	2017/07/11	2017/07/12
63734	UBS AG – HSI R Bear CBBC Oct 2017 E	2017/07/11	2017/07/12
65363	Credit Suisse AG – Tencent R Bull CBBC Jul 2017 C	2017/07/11	2017/07/13
63703	Credit Suisse AG – Geely Auto R Bear CBBC Feb 2018 C	2017/07/11	2017/07/12
63916	UBS AG – HSI R Bear CBBC Oct 2017 F	2017/07/11	2017/07/12
63526	SG Issuer – HSI R Bear CBBC Oct 2017 C	2017/07/11	2017/07/12
63919	UBS AG – HSI R Bear CBBC Oct 2017 G	2017/07/11	2017/07/12
63445	Credit Suisse AG – HSI R Bear CBBC Nov 2017 N	2017/07/11	2017/07/12
61202	SG Issuer – CSA50 R Bear CBBC Jan 2018 A	2017/07/11	2017/07/12
62440	HK Bank – Geely Auto R Bear CBBC Oct 2018 B	2017/07/11	2017/07/12
65326	Credit Suisse AG – Tencent R Bear CBBC Feb 2018 C	2017/07/11	2017/07/12
64505	SG Issuer – HSBC R Bear CBBC Aug 2017 D	2017/07/11	2017/07/12
68930	SG Issuer – A50 R Bear CBBC Feb 2018 A	2017/07/11	2017/07/12
60668	UBS AG – HSBC R Bear CBBC Nov 2017 B	2017/07/11	2017/07/12

List of expired CBBC, 2017 (continued)

Code	CBBC	Last trading date	Delisted date
64336	Credit Suisse AG – HSI R Bear CBBC Oct 2017 Q	2017/07/11	2017/07/12
64792	HK Bank – Galaxy Ent R Bear CBBC Jan 2018 F	2017/07/11	2017/07/12
64770	SG Issuer – HSI R Bear CBBC Nov 2017 H	2017/07/11	2017/07/12
64755	SG Issuer – HSI R Bear CBBC Oct 2017 Y	2017/07/11	2017/07/12
64694	Credit Suisse AG – HSI R Bear CBBC Oct 2017 R	2017/07/11	2017/07/12
64675	Macquarie Bank Ltd. – HSBC R Bear CBBC Jul 2018 B	2017/07/11	2017/07/12
64634	UBS AG – HSI R Bear CBBC Oct 2017 J	2017/07/11	2017/07/12
63856	HK Bank – HSI R Bear CBBC Apr 2018 Q	2017/07/11	2017/07/12
64360	UBS AG – HSI R Bear CBBC Oct 2017 H	2017/07/11	2017/07/12
64816	J P Morgan SP BV – HSI R Bear CBBC Oct 2017 L	2017/07/11	2017/07/12
64229	J P Morgan SP BV – HSI R Bear CBBC Oct 2017 J	2017/07/11	2017/07/12
64148	Goldman Sachs SP (Asia) – HSI R Bear CBBC Oct 2017 Q	2017/07/11	2017/07/12
64111	SG Issuer – HSI R Bear CBBC Dec 2017 B	2017/07/11	2017/07/12
64102	SG Issuer – HSI R Bear CBBC Nov 2017 F	2017/07/11	2017/07/12
64077	J P Morgan SP BV – HSI R Bear CBBC Oct 2017 I	2017/07/11	2017/07/12
63940	Credit Suisse AG – HSI R Bear CBBC Nov 2017 O	2017/07/11	2017/07/12
64544	HK Bank – HSI R Bear CBBC Mar 2018 I	2017/07/11	2017/07/12
63901	Goldman Sachs SP (Asia) – HSI R Bear CBBC Oct 2017 P	2017/07/11	2017/07/12
64737	J P Morgan SP BV – Tencent R Bear CBBC Jan 2018 B	2017/07/12	2017/07/13
69805	BNP Paribas Issuance B.V. – HSI R Bear CBBC Feb 2018 L	2017/07/12	2017/07/13
65361	Goldman Sachs SP (Asia) – HSI R Bear CBBC Oct 2017 V	2017/07/12	2017/07/13
65346	BNP Paribas Issuance B.V. – Tencent R Bear CBBC Apr 2018 S	2017/07/12	2017/07/13
65339	BNP Paribas Issuance B.V. – Tencent R Bear CBBC Apr 2018 R	2017/07/12	2017/07/13
65333	BNP Paribas Issuance B.V. – Tencent R Bear CBBC Apr 2018 Q	2017/07/12	2017/07/13
65325	Credit Suisse AG – Tencent R Bear CBBC Jan 2018 E	2017/07/12	2017/07/13
64075	J P Morgan SP BV – Geely Auto R Bear CBBC Apr 2018 B	2017/07/12	2017/07/13
65026	SG Issuer – Tencent R Bear CBBC Mar 2018 A	2017/07/12	2017/07/13
65422	Credit Suisse AG – HSI R Bear CBBC Oct 2017 V	2017/07/12	2017/07/13
64704	Credit Suisse AG – HSI R Bear CBBC Nov 2017 P	2017/07/12	2017/07/13
64535	HK Bank – Tencent R Bear CBBC Apr 2018 D	2017/07/12	2017/07/13
64466	SG Issuer – HSI R Bear CBBC Oct 2017 X	2017/07/12	2017/07/13
64396	Goldman Sachs SP (Asia) – HSI R Bear CBBC Oct 2017 R	2017/07/12	2017/07/13
64380	UBS AG – HSI R Bear CBBC Oct 2017 I	2017/07/12	2017/07/13
64236	J P Morgan SP BV – HSI R Bear CBBC Oct 2017 K	2017/07/12	2017/07/13
65227	J P Morgan SP BV – HSCEI R Bear CBBC Apr 2018 C	2017/07/12	2017/07/13
65522	J P Morgan SP BV – HSI R Bear CBBC Oct 2017 P	2017/07/12	2017/07/13
65175	J P Morgan SP BV – HSI R Bear CBBC Jul 2017 L	2017/07/12	2017/07/13
68829	Credit Suisse AG – HSI R Bear CBBC Sep 2017 G	2017/07/12	2017/07/13
69317	Goldman Sachs SP (Asia) – HSI R Bear CBBC Sep 2017 D	2017/07/12	2017/07/13
69938	SG Issuer – HSI R Bear CBBC Sep 2017 Q	2017/07/12	2017/07/13
65554	SG Issuer – HSI R Bear CBBC Dec 2017 E	2017/07/12	2017/07/13
65552	SG Issuer – HSI R Bear CBBC Nov 2017 J	2017/07/12	2017/07/13
65400	SG Issuer – CMob R Bull CBBC Jan 2018 B	2017/07/12	2017/07/13
65523	J P Morgan SP BV – HSI R Bear CBBC Oct 2017 Q	2017/07/12	2017/07/13
65421	Credit Suisse AG – HSI R Bear CBBC Nov 2017 R	2017/07/12	2017/07/13
65513	UBS AG – Tencent R Bear CBBC Jan 2018 E	2017/07/12	2017/07/13
65512	UBS AG – Tencent R Bear CBBC Feb 2018 C	2017/07/12	2017/07/13
65510	UBS AG – HSI R Bear CBBC Oct 2017 O	2017/07/12	2017/07/13
65509	UBS AG – HSI R Bear CBBC Oct 2017 N	2017/07/12	2017/07/13
65486	Bank of East Asia – Tencent R Bear CBBC Jun 2018 C	2017/07/12	2017/07/13
65369	HK Bank – HSI R Bear CBBC Mar 2018 L	2017/07/12	2017/07/13
65539	J P Morgan SP BV – Tencent R Bear CBBC Feb 2018 G	2017/07/12	2017/07/13
62321	UBS AG – HSI R Bear CBBC Sep 2017 W	2017/07/12	2017/07/13
62277	Credit Suisse AG – HSI R Bear CBBC Sep 2017 E	2017/07/12	2017/07/13
62534	UBS AG – HSI R Bear CBBC Sep 2017 X	2017/07/12	2017/07/13
62461	HK Bank – HSI R Bear CBBC Apr 2018 M	2017/07/12	2017/07/13
62997	Goldman Sachs SP (Asia) – HSI R Bear CBBC Sep 2017 U	2017/07/12	2017/07/13
63073	SG Issuer – HSI R Bear CBBC Sep 2017 Y	2017/07/12	2017/07/13
63088	BNP Paribas Issuance B.V. – HSI R Bear CBBC Feb 2018 R	2017/07/12	2017/07/13
63116	HK Bank – HSI R Bear CBBC Apr 2018 P	2017/07/12	2017/07/13
63175	UBS AG – HSI R Bear CBBC Sep 2017 U	2017/07/12	2017/07/13
62373	SG Issuer – Geely Auto R Bear CBBC Dec 2017 D	2017/07/12	2017/07/13
62730	J P Morgan SP BV – HSI R Bear CBBC Sep 2017 L	2017/07/12	2017/07/13
63284	J P Morgan SP BV – HSI R Bear CBBC Sep 2017 S	2017/07/12	2017/07/13
62987	SG Issuer – HSI R Bear CBBC Sep 2017 W	2017/07/12	2017/07/13
62062	SG Issuer – HSI R Bear CBBC Oct 2017 Q	2017/07/12	2017/07/13
63749	SG Issuer – HSI R Bear CBBC Oct 2017 N	2017/07/12	2017/07/13
63653	Credit Suisse AG – HSI R Bear CBBC Oct 2017 P	2017/07/12	2017/07/13
63350	Goldman Sachs SP (Asia) – HSI R Bear CBBC Oct 2017 M	2017/07/12	2017/07/13
62305	SG Issuer – HSI R Bear CBBC Oct 2017 S	2017/07/12	2017/07/13
69985	J P Morgan SP BV – HSI R Bear CBBC Dec 2017 A	2017/07/13	2017/07/14
60118	UBS AG – HSI R Bear CBBC Sep 2017 C	2017/07/13	2017/07/14
60208	SG Issuer – HSI R Bear CBBC Aug 2017 O	2017/07/13	2017/07/14
69810	BNP Paribas Issuance B.V. – HSI R Bear CBBC Feb 2018 W	2017/07/13	2017/07/14
69955	Credit Suisse AG – HSI R Bear CBBC Sep 2017 R	2017/07/13	2017/07/14
69806	BNP Paribas Issuance B.V. – HSI R Bear CBBC Feb 2018 M	2017/07/13	2017/07/14
60321	J P Morgan SP BV – HSI R Bear CBBC Oct 2017 C	2017/07/13	2017/07/14
69771	UBS AG – HSI R Bear CBBC Aug 2017 T	2017/07/13	2017/07/14
69759	J P Morgan SP BV – HSI R Bear CBBC Jan 2018 D	2017/07/13	2017/07/14
60327	J P Morgan SP BV – HKEX R Bear CBBC Apr 2018 A	2017/07/13	2017/07/14
69669	Credit Suisse AG – HSI R Bear CBBC Sep 2017 L	2017/07/13	2017/07/14
60210	SG Issuer – HSI R Bear CBBC Sep 2017 R	2017/07/13	2017/07/14
66746	J P Morgan SP BV – HSI R Bear CBBC Jul 2017 H	2017/07/13	2017/07/14
65061	SG Issuer – HSI R Bear CBBC Aug 2017 G	2017/07/13	2017/07/14
61806	UBS AG – HSI R Bear CBBC Sep 2017 S	2017/07/13	2017/07/14
61431	SG Issuer – AIA R Bear CBBC Jul 2017 A	2017/07/13	2017/07/14
61237	HK Bank – HSI R Bear CBBC Dec 2017 B	2017/07/13	2017/07/14

List of expired CBBC, 2017 (continued)

Code	CBBC	Last trading date	Delisted date
66567	SG Issuer – HSI R Bear CBBC Aug 2017 W	2017/07/13	2017/07/14
66587	J P Morgan SP BV – HSI R Bear CBBC Jul 2017 Y	2017/07/13	2017/07/14
68834	Credit Suisse AG – HSI R Bear CBBC Sep 2017 H	2017/07/13	2017/07/14
66729	Credit Suisse AG – HSI R Bear CBBC Aug 2017 K	2017/07/13	2017/07/14
69318	Goldman Sachs SP (Asia) – HSI R Bear CBBC Sep 2017 E	2017/07/13	2017/07/14
66873	UBS AG – HSI R Bear CBBC Jul 2017 F	2017/07/13	2017/07/14
67054	HK Bank – HSI R Bear CBBC Dec 2017 I	2017/07/13	2017/07/14
68291	HK Bank – A50 R Bear CBBC Mar 2018 A	2017/07/13	2017/07/14
65579	BNP Paribas Issuance B.V. – HSI R Bear CBBC Feb 2018 Y	2017/07/13	2017/07/14
62118	Macquarie Bank Ltd. – HKEX R Bear CBBC Jan 2018 A	2017/07/13	2017/07/14
60355	UBS AG – HSI R Bear CBBC Sep 2017 G	2017/07/13	2017/07/14
69143	Goldman Sachs SP (Asia) – HSI R Bear CBBC Sep 2017 B	2017/07/13	2017/07/14
66728	Credit Suisse AG – HSI R Bear CBBC Jul 2017 T	2017/07/13	2017/07/14
61141	HK Bank – Ping An R Bear CBBC Oct 2018 A	2017/07/13	2017/07/14
65612	UBS AG – Tencent R Bear CBBC Feb 2018 D	2017/07/13	2017/07/14
64933	HK Bank – HKEX R Bear CBBC Mar 2018 A	2017/07/13	2017/07/14
63262	Macquarie Bank Ltd. – HSI R Bear CBBC Sep 2018 C	2017/07/13	2017/07/14
63299	UBS AG – HSI R Bear CBBC Sep 2017 J	2017/07/13	2017/07/14
60911	Macquarie Bank Ltd. – HSI R Bear CBBC Jul 2018 A	2017/07/13	2017/07/14
64883	BNP Paribas Issuance B.V. – Tencent R Bear CBBC Apr 2018 P	2017/07/13	2017/07/14
62815	SG Issuer – HSCEI R Bear CBBC Mar 2018 A	2017/07/13	2017/07/14
64806	SG Issuer – Tencent R Bear CBBC Apr 2018 A	2017/07/13	2017/07/14
62796	BNP Paribas Issuance B.V. – HSCEI R Bear CBBC Feb 2018 M	2017/07/13	2017/07/14
64686	Bank of East Asia – Tencent R Bear CBBC Jun 2018 B	2017/07/13	2017/07/14
64672	UBS AG – Tencent R Bear CBBC Feb 2018 B	2017/07/13	2017/07/14
63567	HK Bank – Geely Auto R Bear CBBC Oct 2018 C	2017/07/13	2017/07/14
64527	HK Bank – HKEX R Bear CBBC Mar 2018 E	2017/07/13	2017/07/14
61088	Macquarie Bank Ltd. – HSI R Bear CBBC May 2018 F	2017/07/13	2017/07/14
61087	Macquarie Bank Ltd. – HSI R Bear CBBC May 2018 E	2017/07/13	2017/07/14
64871	Credit Suisse AG – Tencent R Bear CBBC Feb 2018 B	2017/07/13	2017/07/14
65578	BNP Paribas Issuance B.V. – HSI R Bear CBBC Feb 2018 A	2017/07/13	2017/07/14
65650	J P Morgan SP BV – HSI R Bear CBBC Oct 2017 R	2017/07/13	2017/07/14
65624	Credit Suisse AG – Tencent R Bear CBBC Feb 2018 D	2017/07/13	2017/07/14
65623	Credit Suisse AG – HSI R Bear CBBC Oct 2017 W	2017/07/13	2017/07/14
65618	UBS AG – HSI R Bear CBBC Oct 2017 Q	2017/07/13	2017/07/14
65617	UBS AG – HSI R Bear CBBC Oct 2017 P	2017/07/13	2017/07/14
65386	HK Bank – CC Bank R Bear CBBC Mar 2018 B	2017/07/13	2017/07/14
62835	Credit Suisse AG – HSCEI R Bear CBBC Oct 2017 B	2017/07/13	2017/07/14
64071	J P Morgan SP BV – Tencent R Bear CBBC Feb 2018 E	2017/07/13	2017/07/14
65658	Goldman Sachs SP (Asia) – HSI R Bear CBBC Oct 2017 W	2017/07/13	2017/07/14
65576	BNP Paribas Issuance B.V. – HSI R Bear CBBC Feb 2018 F	2017/07/13	2017/07/14
65575	BNP Paribas Issuance B.V. – HSI R Bear CBBC Feb 2018 U	2017/07/13	2017/07/14
62613	HK Bank – HSCEI R Bear CBBC Apr 2018 A	2017/07/13	2017/07/14
62668	J P Morgan SP BV – HKEX R Bear CBBC Mar 2018 B	2017/07/13	2017/07/14
61532	SG Issuer – HSI R Bear CBBC Oct 2017 K	2017/07/13	2017/07/14
61485	Macquarie Bank Ltd. – HSI R Bear CBBC Jul 2018 C	2017/07/13	2017/07/14
65609	UBS AG – Geely Auto R Bear CBBC Jan 2018 A	2017/07/13	2017/07/14
65706	SG Issuer – CUni R Bear CBBC Jan 2018 A	2017/07/14	2017/07/17
65793	J P Morgan SP BV – HSI R Bear CBBC Oct 2017 S	2017/07/14	2017/07/17
65789	Credit Suisse AG – HSI R Bear CBBC Nov 2017 S	2017/07/14	2017/07/17
65779	Credit Suisse AG – HKEX R Bear CBBC Jan 2018 B	2017/07/14	2017/07/17
60994	SG Issuer – Ping An R Bear CBBC Dec 2017 A	2017/07/14	2017/07/17
60530	SG Issuer – HSI R Bear CBBC Aug 2017 H	2017/07/14	2017/07/17
61197	HK Bank – HSI R Bear CBBC Apr 2018 G	2017/07/14	2017/07/17
65749	BNP Paribas Issuance B.V. – HSI R Bear CBBC Feb 2018 I	2017/07/14	2017/07/17
65748	BNP Paribas Issuance B.V. – HSI R Bear CBBC Feb 2018 D	2017/07/14	2017/07/17
65714	HK Bank – HSCEI R Bear CBBC Mar 2018 B	2017/07/14	2017/07/17
65796	J P Morgan SP BV – HSI R Bear CBBC Oct 2017 T	2017/07/14	2017/07/17
65707	SG Issuer – ICBC R Bear CBBC Apr 2018 A	2017/07/14	2017/07/17
67659	HK Bank – HKEX R Bull CBBC Jul 2017 A	2017/07/14	2017/07/18
65698	SG Issuer – CCB R Bear CBBC Apr 2018 A	2017/07/14	2017/07/17
68836	Credit Suisse AG – HSI R Bear CBBC Sep 2017 I	2017/07/14	2017/07/17
68844	J P Morgan SP BV – HSI R Bear CBBC Jan 2018 B	2017/07/14	2017/07/17
69071	SG Issuer – HSI R Bear CBBC Dec 2017 A	2017/07/14	2017/07/17
61096	UBS AG – HSI R Bear CBBC Aug 2017 V	2017/07/14	2017/07/17
69145	Goldman Sachs SP (Asia) – HSI R Bear CBBC Sep 2017 C	2017/07/14	2017/07/17
69456	HK Bank – COVS R Bear CBBC Apr 2018 A	2017/07/14	2017/07/17
61264	HK Bank – CRRC R Bull CBBC Jul 2017 A	2017/07/14	2017/07/18
69817	BNP Paribas Issuance B.V. – HSI R Bear CBBC Feb 2018 C	2017/07/14	2017/07/17
65709	HK Bank – HSI R Bear CBBC Mar 2018 M	2017/07/14	2017/07/17
67181	HK Bank – China Res Land R Bull CBBC Jul 2017 A	2017/07/14	2017/07/18
65760	Bank of East Asia – Tencent R Bear CBBC Jul 2018 B	2017/07/14	2017/07/17
62003	Macquarie Bank Ltd. – HSI R Bear CBBC Jun 2018 E	2017/07/14	2017/07/17
66986	HK Bank – CNOOC R Bear CBBC Jul 2017 B	2017/07/14	2017/07/18
61689	Credit Suisse AG – Ping An R Bear CBBC Jan 2018 B	2017/07/14	2017/07/17
65825	Goldman Sachs SP (Asia) – HSI R Bear CBBC Oct 2017 Y	2017/07/14	2017/07/17
65829	SG Issuer – HSI R Bear CBBC Jan 2018 A	2017/07/14	2017/07/17
65823	Goldman Sachs SP (Asia) – HSI R Bear CBBC Oct 2017 X	2017/07/14	2017/07/17
61681	UBS AG – HS H-SH ETF R Bull CBBC Jul 2017 A	2017/07/14	2017/07/18
61482	Macquarie Bank Ltd. – HSI R Bear CBBC Jul 2018 B	2017/07/14	2017/07/17
65821	UBS AG – HSI R Bear CBBC Oct 2017 R	2017/07/14	2017/07/17
60455	HK Bank – CKH R Bull CBBC Jul 2017 B	2017/07/14	2017/07/18
65828	SG Issuer – HSI R Bear CBBC Nov 2017 K	2017/07/14	2017/07/17
69991	J P Morgan SP BV – HSI R Bear CBBC Jan 2018 E	2017/07/17	2017/07/18
65932	Credit Suisse AG – HSI R Bear CBBC Oct 2017 X	2017/07/17	2017/07/18
60120	UBS AG – HSI R Bear CBBC Sep 2017 D	2017/07/17	2017/07/18
65935	Credit Suisse AG – HSI R Bear CBBC Nov 2017 T	2017/07/17	2017/07/18

List of expired CBBC, 2017 (continued)

Code	CBBC	Last trading date	Delisted date
69952	Credit Suisse AG – HSI R Bear CBBC Sep 2017 Q	2017/07/17	2017/07/18
60177	J P Morgan SP BV – HSI R Bear CBBC Oct 2017 B	2017/07/17	2017/07/18
69897	Goldman Sachs SP (Asia) – HSI R Bear CBBC Oct 2017 B	2017/07/17	2017/07/18
65955	UBS AG – HSI R Bear CBBC Oct 2017 S	2017/07/17	2017/07/18
69951	Credit Suisse AG – HSI R Bear CBBC Sep 2017 P	2017/07/17	2017/07/18
65920	SG Issuer – HSBC R Bull CBBC Jun 2018 C	2017/07/17	2017/07/18
65910	SG Issuer – ABC R Bear CBBC May 2018 A	2017/07/17	2017/07/18
60574	J P Morgan SP BV – HSI R Bear CBBC Dec 2017 C	2017/07/17	2017/07/18
66027	Goldman Sachs SP (Asia) – HSI R Bear CBBC Oct 2017 A	2017/07/17	2017/07/18
66034	SG Issuer – HSI R Bear CBBC Dec 2017 F	2017/07/17	2017/07/18
65866	HK Bank – Galaxy Ent R Bull CBBC Jul 2018 D	2017/07/17	2017/07/18
60674	UBS AG – HSI R Bear CBBC Aug 2017 J	2017/07/17	2017/07/18
65830	Goldman Sachs SP (Asia) – HSI R Bear CBBC Oct 2017 Z	2017/07/17	2017/07/18
61042	SG Issuer – HSI R Bear CBBC Aug 2017 Z	2017/07/17	2017/07/18
60785	Goldman Sachs SP (Asia) – HSI R Bear CBBC Sep 2017 G	2017/07/17	2017/07/18
63614	J P Morgan SP BV – China Life R Bear CBBC Jan 2018 A	2017/07/17	2017/07/18
66574	BNP Paribas Issuance B.V. – HSCEI R Bear CBBC Feb 2018 A	2017/07/17	2017/07/18
66620	Credit Suisse AG – HSI R Bear CBBC Aug 2017 J	2017/07/17	2017/07/18
62276	Macquarie Bank Ltd. – HSI R Bear CBBC Jun 2018 G	2017/07/17	2017/07/18
66817	HK Bank – HSCEI R Bear CBBC Nov 2017 A	2017/07/17	2017/07/18
69757	HK Bank – HSI R Bear CBBC Nov 2017 B	2017/07/17	2017/07/18
67332	HK Bank – HKEX R Bear CBBC Jul 2017 A	2017/07/17	2017/07/18
62004	Macquarie Bank Ltd. – HSI R Bear CBBC Jun 2018 F	2017/07/17	2017/07/18
60026	UBS AG – HSI R Bear CBBC Aug 2017 Z	2017/07/17	2017/07/18
63259	Macquarie Bank Ltd. – HSI R Bear CBBC Sep 2018 B	2017/07/17	2017/07/18
68492	BNP Paribas Issuance B.V. – HSI R Bear CBBC Feb 2018 B	2017/07/17	2017/07/18
68605	UBS AG – HSI R Bear CBBC Aug 2017 H	2017/07/17	2017/07/18
66170	UBS AG – Tencent R Bull CBBC Jul 2017 D	2017/07/17	2017/07/19
62993	SG Issuer – COVS R Bear CBBC Sep 2017 A	2017/07/17	2017/07/18
60532	SG Issuer – HSI R Bear CBBC Sep 2017 V	2017/07/17	2017/07/18
60480	BNP Paribas Issuance B.V. – HSI R Bear CBBC Feb 2018 Z	2017/07/17	2017/07/18
66016	J P Morgan SP BV – HSI R Bear CBBC Oct 2017 U	2017/07/17	2017/07/18
69670	Credit Suisse AG – HSI R Bear CBBC Nov 2017 B	2017/07/17	2017/07/18
60213	SG Issuer – HSI R Bear CBBC Sep 2017 S	2017/07/17	2017/07/18
64467	SG Issuer – HSI R Bear CBBC Nov 2017 G	2017/07/17	2017/07/18
64123	SG Issuer – HS H-SH ETF R Bear CBBC Aug 2017 A	2017/07/17	2017/07/18
68696	J P Morgan SP BV – HSI R Bear CBBC Jan 2018 A	2017/07/17	2017/07/18
63878	HK Bank – Tencent R Bear CBBC Apr 2018 C	2017/07/17	2017/07/18
68874	SG Issuer – HSI R Bear CBBC Sep 2017 J	2017/07/17	2017/07/18
61938	Credit Suisse AG – HSI R Bear CBBC Nov 2017 J	2017/07/17	2017/07/18
69086	HK Bank – HSI R Bear CBBC Mar 2018 D	2017/07/17	2017/07/18
61952	UBS AG – HKEX R Bear CBBC Oct 2017 A	2017/07/17	2017/07/18
63213	SG Issuer – HKEX R Bear CBBC Jun 2018 A	2017/07/17	2017/07/18
66488	SG Issuer – HSI R Bear CBBC Nov 2017 L	2017/07/18	2017/07/19
66434	UBS AG – HSI R Bear CBBC Oct 2017 U	2017/07/18	2017/07/19
66485	SG Issuer – HSI R Bear CBBC Oct 2017 Z	2017/07/18	2017/07/19
66444	UBS AG – HSI R Bear CBBC Oct 2017 V	2017/07/18	2017/07/19
66433	UBS AG – HSI R Bear CBBC Oct 2017 T	2017/07/18	2017/07/19
66431	Goldman Sachs SP (Asia) – HSI R Bear CBBC Oct 2017 I	2017/07/18	2017/07/19
66408	Credit Suisse AG – HSBC R Bull CBBC Feb 2018 B	2017/07/18	2017/07/19
66327	Credit Suisse AG – HSI R Bear CBBC Oct 2017 Z	2017/07/18	2017/07/19
66050	Goldman Sachs SP (Asia) – HSI R Bear CBBC Nov 2017 C	2017/07/18	2017/07/19
66339	Credit Suisse AG – HSI R Bear CBBC Nov 2017 U	2017/07/18	2017/07/19
66052	Goldman Sachs SP (Asia) – HSI R Bear CBBC Nov 2017 D	2017/07/18	2017/07/19
66228	Goldman Sachs SP (Asia) – HSI R Bear CBBC Nov 2017 E	2017/07/18	2017/07/19
66290	J P Morgan SP BV – HSI R Bear CBBC Oct 2017 V	2017/07/18	2017/07/19
66291	J P Morgan SP BV – HSI R Bear CBBC Oct 2017 W	2017/07/18	2017/07/19
66296	J P Morgan SP BV – HSI R Bear CBBC Nov 2017 E	2017/07/18	2017/07/19
66326	Credit Suisse AG – HSI R Bear CBBC Oct 2017 Y	2017/07/18	2017/07/19
60572	J P Morgan SP BV – CKH R Bull CBBC Jul 2017 B	2017/07/18	2017/07/19
64810	J P Morgan SP BV – CUni R Bull CBBC Jul 2017 A	2017/07/18	2017/07/19
63048	J P Morgan SP BV – China Life R Bull CBBC Jul 2017 B	2017/07/18	2017/07/19
60349	J P Morgan SP BV – HKEX R Bull CBBC Jul 2017 A	2017/07/18	2017/07/19
67188	J P Morgan SP BV – AIA R Bull CBBC Jul 2017 A	2017/07/18	2017/07/19
62695	J P Morgan SP BV – AAC Tech R Bull CBBC Jul 2017 A	2017/07/18	2017/07/19
62236	J P Morgan SP BV – ICBC R Bull CBBC Jul 2017 A	2017/07/18	2017/07/19
68552	J P Morgan SP BV – AIA R Bull CBBC Jul 2017 B	2017/07/18	2017/07/19
67479	J P Morgan SP BV – Tencent R Bull CBBC Jul 2017 A	2017/07/18	2017/07/19
67874	J P Morgan SP BV – Tencent R Bull CBBC Jul 2017 B	2017/07/18	2017/07/19
63950	J P Morgan SP BV – Tencent R Bull CBBC Jul 2017 I	2017/07/18	2017/07/19
60834	J P Morgan SP BV – HSBC R Bull CBBC Jul 2017 B	2017/07/18	2017/07/19
65754	Bank of East Asia – Great Wall Motor R Bull CBBC Mar 2018 A	2017/07/18	2017/07/19
66308	J P Morgan SP BV – HSBC R Bull CBBC Jul 2017 C	2017/07/18	2017/07/19
60324	J P Morgan SP BV – Tencent R Bear CBBC Feb 2018 B	2017/07/19	2017/07/20
66793	SG Issuer – HSI R Bear CBBC Nov 2017 M	2017/07/19	2017/07/20
66692	J P Morgan SP BV – HSI R Bear CBBC Oct 2017 Y	2017/07/19	2017/07/20
66726	Credit Suisse AG – HSI R Bear CBBC Nov 2017 V	2017/07/19	2017/07/20
66803	SG Issuer – HSI R Bear CBBC Nov 2017 N	2017/07/19	2017/07/20
66760	UBS AG – HSI R Bear CBBC Oct 2017 Y	2017/07/19	2017/07/20
60357	UBS AG – HSI R Bear CBBC Sep 2017 H	2017/07/19	2017/07/20
66686	J P Morgan SP BV – HSI R Bear CBBC Oct 2017 X	2017/07/19	2017/07/20
66701	HK Bank – HSI R Bear CBBC Dec 2017 H	2017/07/19	2017/07/20
66546	BNP Paribas Issuance B.V. – HSI R Bear CBBC Feb 2018 K	2017/07/19	2017/07/20
60263	HK Bank – Tencent R Bear CBBC Oct 2018 A	2017/07/19	2017/07/20
66761	UBS AG – HSI R Bear CBBC Oct 2017 Z	2017/07/19	2017/07/20
68789	HK Bank – Tencent R Bear CBBC Sep 2018 A	2017/07/19	2017/07/20
66893	Macquarie Bank Ltd. – HSI R Bear CBBC Jul 2018 E	2017/07/19	2017/07/20

List of expired CBBC, 2017 (continued)

Code	CBBC	Last trading date	Delisted date
60868	Credit Suisse AG – Tencent R Bear CBBC Dec 2017 E	2017/07/19	2017/07/20
62798	Macquarie Bank Ltd. – Tencent R Bear CBBC Jan 2018 C	2017/07/19	2017/07/20
60886	BNP Paribas Issuance B.V. – Tencent R Bear CBBC Apr 2018 E	2017/07/19	2017/07/20
62881	Macquarie Bank Ltd. – Tencent R Bear CBBC Jan 2018 D	2017/07/19	2017/07/20
62487	Bank of East Asia – Tencent R Bear CBBC Apr 2018 D	2017/07/19	2017/07/20
60847	J P Morgan SP BV – Tencent R Bear CBBC Apr 2018 H	2017/07/19	2017/07/20
66719	Credit Suisse AG – HSI R Bear CBBC Oct 2017 H	2017/07/19	2017/07/20
66533	BNP Paribas Issuance B.V. – HSI R Bear CBBC Feb 2018 N	2017/07/19	2017/07/20
62150	Credit Suisse AG – HSI R Bear CBBC Nov 2017 L	2017/07/19	2017/07/20
60823	SG Issuer – Tencent R Bear CBBC Nov 2017 F	2017/07/19	2017/07/20
61044	SG Issuer – HSI R Bear CBBC Sep 2017 Z	2017/07/19	2017/07/20
60826	SG Issuer – Tencent R Bear CBBC Dec 2017 B	2017/07/19	2017/07/20
60877	UBS AG – Tencent R Bear CBBC Jan 2018 B	2017/07/19	2017/07/20
61120	Credit Suisse AG – HSI R Bear CBBC Sep 2017 F	2017/07/19	2017/07/20
63613	Bank of East Asia – Tencent R Bear CBBC Jul 2018 A	2017/07/19	2017/07/20
65596	HK Bank – CUni R Bear CBBC Feb 2018 A	2017/07/19	2017/07/20
61109	UBS AG – Tencent R Bear CBBC Jan 2018 C	2017/07/19	2017/07/20
66529	Goldman Sachs SP (Asia) – HSI R Bear CBBC Nov 2017 F	2017/07/19	2017/07/20
60645	J P Morgan SP BV – HSI R Bear CBBC Nov 2017 A	2017/07/19	2017/07/20
61019	Credit Suisse AG – Tencent R Bear CBBC Dec 2017 F	2017/07/19	2017/07/20
63107	BNP Paribas Issuance B.V. – Tencent R Bear CBBC Apr 2018 M	2017/07/19	2017/07/20
61057	J P Morgan SP BV – Tencent R Bear CBBC Jun 2018 C	2017/07/19	2017/07/20
60887	BNP Paribas Issuance B.V. – Tencent R Bear CBBC Apr 2018 F	2017/07/20	2017/07/21
62047	UBS AG – HKEX R Bear CBBC Oct 2017 B	2017/07/20	2017/07/21
61783	Haitong Int'l Sec – HKEX R Bear CBBC Jul 2017 A	2017/07/20	2017/07/21
69227	SG Issuer – HSCEI R Bear CBBC Aug 2017 A	2017/07/20	2017/07/21
60093	HK Bank – HSI R Bear CBBC Jul 2018 A	2017/07/20	2017/07/21
69996	UBS AG – HSCEI R Bear CBBC Aug 2017 A	2017/07/20	2017/07/21
60107	Credit Suisse AG – HSI R Bear CBBC Nov 2017 C	2017/07/20	2017/07/21
64566	Haitong Int'l Sec – Tencent R Bear CBBC Jul 2018 A	2017/07/20	2017/07/21
61198	HK Bank – HSI R Bear CBBC Apr 2018 H	2017/07/20	2017/07/21
63258	Macquarie Bank Ltd. – HSI R Bear CBBC Sep 2018 A	2017/07/20	2017/07/21
61295	SG Issuer – HSI R Bear CBBC Sep 2017 D	2017/07/20	2017/07/21
61119	Credit Suisse AG – HSI R Bear CBBC Sep 2017 C	2017/07/20	2017/07/21
68751	SG Issuer – HKEX R Bear CBBC Aug 2017 A	2017/07/20	2017/07/21
69898	Goldman Sachs SP (Asia) – HSI R Bear CBBC Oct 2017 C	2017/07/20	2017/07/21
61097	UBS AG – HSI R Bear CBBC Aug 2017 W	2017/07/20	2017/07/21
61366	HK Bank – HKEX R Bear CBBC Jul 2017 C	2017/07/20	2017/07/21
61032	UBS AG – Tencent R Bear CBBC Dec 2017 F	2017/07/20	2017/07/21
62886	Macquarie Bank Ltd. – HSI R Bear CBBC Jul 2018 D	2017/07/20	2017/07/21
64969	HK Bank – ICBC R Bear CBBC Jan 2018 B	2017/07/20	2017/07/21
60121	UBS AG – HSI R Bear CBBC Sep 2017 E	2017/07/20	2017/07/21
60165	J P Morgan SP BV – HKEX R Bear CBBC Jul 2017 B	2017/07/20	2017/07/21
62315	J P Morgan SP BV – Tencent R Bull CBBC Jul 2017 F	2017/07/20	2017/07/24
61299	SG Issuer – HSI R Bear CBBC Oct 2017 I	2017/07/20	2017/07/21
67090	Macquarie Bank Ltd. – HSI R Bear CBBC Jul 2018 I	2017/07/20	2017/07/21
66846	J P Morgan SP BV – China Life R Bull CBBC Jul 2017 C	2017/07/20	2017/07/24
67311	UBS AG – HSI R Bear CBBC Oct 2017 E	2017/07/20	2017/07/21
64355	Credit Suisse AG – HKEX R Bear CBBC Nov 2017 A	2017/07/20	2017/07/21
67305	UBS AG – HSI R Bear CBBC Oct 2017 D	2017/07/20	2017/07/21
67189	Credit Suisse AG – HKEX R Bear CBBC Feb 2018 A	2017/07/20	2017/07/21
65056	SG Issuer – HSI R Bear CBBC Jul 2017 X	2017/07/20	2017/07/21
61748	HK Bank – HKEX R Bear CBBC Sep 2018 A	2017/07/20	2017/07/21
67117	Credit Suisse AG – HSI R Bear CBBC Oct 2017 D	2017/07/20	2017/07/21
67115	Credit Suisse AG – HSI R Bear CBBC Nov 2017 X	2017/07/20	2017/07/21
60437	J P Morgan SP BV – HKEX R Bull CBBC Jul 2017 B	2017/07/20	2017/07/24
67107	Goldman Sachs SP (Asia) – HSI R Bear CBBC Oct 2017 J	2017/07/20	2017/07/21
60838	J P Morgan SP BV – CSOP A50 ETF R Bull CBBC Jul 2017 A	2017/07/20	2017/07/24
61959	J P Morgan SP BV – HKEX R Bear CBBC Feb 2018 A	2017/07/20	2017/07/21
67081	Macquarie Bank Ltd. – HSI R Bear CBBC Jul 2018 G	2017/07/20	2017/07/21
67080	Macquarie Bank Ltd. – HSI R Bear CBBC Jul 2018 F	2017/07/20	2017/07/21
61771	SG Issuer – HKEX R Bear CBBC Dec 2017 A	2017/07/20	2017/07/21
66924	BNP Paribas Issuance B.V. – HSCEI R Bear CBBC Feb 2018 N	2017/07/20	2017/07/21
60565	J P Morgan SP BV – Tencent R Bull CBBC Jul 2017 E	2017/07/20	2017/07/24
66907	BNP Paribas Issuance B.V. – HSI R Bear CBBC Feb 2018 R	2017/07/20	2017/07/21
66905	BNP Paribas Issuance B.V. – HSI R Bear CBBC Feb 2018 L	2017/07/20	2017/07/21
65109	J P Morgan SP BV – HSI R Bear CBBC Jul 2017 I	2017/07/20	2017/07/21
67108	Goldman Sachs SP (Asia) – HSI R Bear CBBC Oct 2017 K	2017/07/20	2017/07/21
67471	SG Issuer – CCB R Bull CBBC Jul 2018 A	2017/07/20	2017/07/21
67306	UBS AG – HSI R Bear CBBC Oct 2017 K	2017/07/20	2017/07/21
61747	HK Bank – HKEX R Bear CBBC Jul 2018 A	2017/07/20	2017/07/21
68244	Credit Suisse AG – Tencent R Bull CBBC Jul 2017 D	2017/07/20	2017/07/24
67503	SG Issuer – Galaxy R Bull CBBC Jun 2018 D	2017/07/20	2017/07/21
67523	J P Morgan SP BV – HSI R Bear CBBC Oct 2017 Z	2017/07/20	2017/07/21
60481	BNP Paribas Issuance B.V. – HSI R Bear CBBC Feb 2018 J	2017/07/20	2017/07/21
61117	J P Morgan SP BV – CNOOC R Bull CBBC Jul 2017 A	2017/07/20	2017/07/24
67384	SG Issuer – HSI R Bear CBBC Nov 2017 O	2017/07/20	2017/07/21
67383	SG Issuer – HSI R Bear CBBC Oct 2017 B	2017/07/20	2017/07/21
61975	J P Morgan SP BV – HSI R Bear CBBC Oct 2017 D	2017/07/20	2017/07/21
67535	J P Morgan SP BV – HSI R Bear CBBC Oct 2017 A	2017/07/20	2017/07/21
67652	HK Bank – HSI R Bear CBBC Mar 2018 N	2017/07/21	2017/07/24
67650	SG Issuer – Tencent R Bear CBBC Mar 2018 C	2017/07/21	2017/07/24
65587	HK Bank – China Mobile R Bear CBBC Feb 2018 A	2017/07/21	2017/07/24
67690	Goldman Sachs SP (Asia) – HSI R Bear CBBC Oct 2017 L	2017/07/21	2017/07/24
67646	SG Issuer – Tencent R Bear CBBC Mar 2018 B	2017/07/21	2017/07/24
67051	Macquarie Bank Ltd. – Tencent R Bear CBBC Feb 2018 A	2017/07/21	2017/07/24
63022	Bank of East Asia – Tencent R Bear CBBC Jun 2018 A	2017/07/21	2017/07/24

List of expired CBBC, 2017 (continued)

Code	CBBC	Last trading date	Delisted date
67767	Macquarie Bank Ltd. – HKEX R Bear CBBC Mar 2018 A	2017/07/21	2017/07/24
60904	HK Bank – Tencent R Bull CBBC Jul 2017 D	2017/07/21	2017/07/25
67808	Credit Suisse AG – Ping An R Bull CBBC Mar 2018 C	2017/07/21	2017/07/24
67810	J P Morgan SP BV – HSI R Bear CBBC Oct 2017 I	2017/07/21	2017/07/24
67711	UBS AG – HSI R Bear CBBC Oct 2017 L	2017/07/21	2017/07/24
67488	HK Bank – HKEX R Bear CBBC Jul 2017 B	2017/07/21	2017/07/24
67609	BNP Paribas Issuance B.V. – HSI R Bear CBBC Feb 2018 U	2017/07/21	2017/07/24
67876	SG Issuer – HSI R Bear CBBC Oct 2017 E	2017/07/21	2017/07/24
67769	Credit Suisse AG – HSI R Bear CBBC Nov 2017 Z	2017/07/21	2017/07/24
69756	HK Bank – HSI R Bear CBBC Oct 2017 D	2017/07/24	2017/07/25
66622	Credit Suisse AG – HSI R Bear CBBC Jul 2017 O	2017/07/24	2017/07/25
61428	Goldman Sachs SP (Asia) – HSI R Bear CBBC Oct 2017 D	2017/07/24	2017/07/25
62545	J P Morgan SP BV – Tencent R Bear CBBC Dec 2017 E	2017/07/24	2017/07/25
62401	SG Issuer – Tencent R Bear CBBC Jan 2018 A	2017/07/24	2017/07/25
61976	J P Morgan SP BV – HSI R Bear CBBC Nov 2017 B	2017/07/24	2017/07/25
67916	BNP Paribas Issuance B.V. – HSI R Bear CBBC Feb 2018 Y	2017/07/24	2017/07/25
62562	SG Issuer – HSI R Bear CBBC Oct 2017 W	2017/07/24	2017/07/25
68042	HK Bank – Ping An R Bull CBBC May 2018 D	2017/07/24	2017/07/25
67975	SG Issuer – HSBC R Bull CBBC Mar 2018 G	2017/07/24	2017/07/25
60482	BNP Paribas Issuance B.V. – HSI R Bear CBBC Feb 2018 P	2017/07/24	2017/07/25
66727	Credit Suisse AG – HSI R Bear CBBC Nov 2017 W	2017/07/24	2017/07/25
65805	UBS AG – Great Wall Motor R Bull CBBC Jul 2018 A	2017/07/24	2017/07/25
60796	HK Bank – Tencent R Bear CBBC Oct 2018 B	2017/07/24	2017/07/25
67088	Macquarie Bank Ltd. – HSI R Bear CBBC Jul 2018 H	2017/07/24	2017/07/25
67244	Credit Suisse AG – HSI R Bear CBBC Dec 2017 M	2017/07/24	2017/07/25
60209	SG Issuer – HSI R Bear CBBC Aug 2017 A	2017/07/24	2017/07/25
60179	J P Morgan SP BV – HSI R Bear CBBC Dec 2017 B	2017/07/24	2017/07/25
67691	Goldman Sachs SP (Asia) – HSI R Bear CBBC Nov 2017 G	2017/07/24	2017/07/25
67915	BNP Paribas Issuance B.V. – HSI R Bear CBBC Feb 2018 W	2017/07/24	2017/07/25
67919	Goldman Sachs SP (Asia) – HSI R Bear CBBC Oct 2017 N	2017/07/24	2017/07/25
67921	Goldman Sachs SP (Asia) – HSI R Bear CBBC Oct 2017 O	2017/07/24	2017/07/25
67974	BNP Paribas Issuance B.V. – HSCEI R Bear CBBC Feb 2018 O	2017/07/24	2017/07/25
63301	UBS AG – HSI R Bear CBBC Sep 2017 K	2017/07/24	2017/07/25
68074	Macquarie Bank Ltd. – HSI R Bear CBBC Aug 2018 F	2017/07/24	2017/07/25
68087	SG Issuer – Ping An R Bull CBBC Mar 2018 E	2017/07/24	2017/07/25
68094	Credit Suisse AG – HSI R Bear CBBC Oct 2017 J	2017/07/24	2017/07/25
68095	Credit Suisse AG – HSI R Bear CBBC Nov 2017 A	2017/07/24	2017/07/25
68162	UBS AG – HSI R Bear CBBC Oct 2017 O	2017/07/24	2017/07/25
68165	UBS AG – HSI R Bear CBBC Oct 2017 P	2017/07/24	2017/07/25
68171	UBS AG – HSI R Bear CBBC Oct 2017 Q	2017/07/24	2017/07/25
68204	J P Morgan SP BV – HSI R Bear CBBC Oct 2017 J	2017/07/24	2017/07/25
68238	SG Issuer – HSI R Bear CBBC Oct 2017 H	2017/07/24	2017/07/25
63876	HK Bank – Great Wall Motor R Bull CBBC Jun 2018 B	2017/07/24	2017/07/25
61098	UBS AG – HSI R Bear CBBC Aug 2017 X	2017/07/24	2017/07/25
61118	Credit Suisse AG – HSI R Bear CBBC Nov 2017 E	2017/07/24	2017/07/25
61125	Credit Suisse AG – Tencent R Bear CBBC Dec 2017 G	2017/07/24	2017/07/25
68264	SG Issuer – China Life R Bull CBBC May 2018 E	2017/07/24	2017/07/25
64762	UBS AG – HSI R Bear CBBC Jul 2017 B	2017/07/24	2017/07/25
67856	SG Issuer – HSCEI R Bull CBBC Jul 2017 A	2017/07/25	2017/07/26
68378	J P Morgan SP BV – HSI R Bear CBBC Oct 2017 M	2017/07/25	2017/07/26
68377	J P Morgan SP BV – HSI R Bear CBBC Oct 2017 L	2017/07/25	2017/07/26
68347	UBS AG – HSI R Bear CBBC Oct 2017 R	2017/07/25	2017/07/26
68325	Goldman Sachs SP (Asia) – HSI R Bear CBBC Oct 2017 P	2017/07/25	2017/07/26
60254	HK Bank – HSI R Bear CBBC Jul 2018 B	2017/07/25	2017/07/26
68312	Credit Suisse AG – HSI R Bear CBBC Nov 2017 G	2017/07/25	2017/07/26
68292	HK Bank – HSI R Bear CBBC Mar 2018 O	2017/07/25	2017/07/26
64796	Credit Suisse AG – HSBC R Bear CBBC Dec 2017 A	2017/07/25	2017/07/26
68081	SG Issuer – HSCEI R Bull CBBC Jul 2017 E	2017/07/25	2017/07/26
68402	SG Issuer – HSI R Bear CBBC Dec 2017 J	2017/07/25	2017/07/26
67857	SG Issuer – HSCEI R Bull CBBC Jul 2017 B	2017/07/25	2017/07/26
67622	HK Bank – CSOP A50 ETF R Bear CBBC Sep 2017 A	2017/07/25	2017/07/26
68055	Macquarie Bank Ltd. – HSI R Bear CBBC Aug 2018 B	2017/07/25	2017/07/26
61535	SG Issuer – HSI R Bear CBBC Oct 2017 L	2017/07/25	2017/07/26
68116	Credit Suisse AG – Galaxy Ent R Bear CBBC Feb 2018 C	2017/07/25	2017/07/26
67858	SG Issuer – HSCEI R Bull CBBC Jul 2017 C	2017/07/25	2017/07/26
69645	SG Issuer – Sands R Bull CBBC Jul 2017 B	2017/07/25	2017/07/26
67232	J P Morgan SP BV – HSCEI R Bull CBBC Jul 2017 B	2017/07/25	2017/07/26
66006	SG Issuer – CP&CC R Bull CBBC Jul 2017 A	2017/07/25	2017/07/26
67701	SG Issuer – HS H-SH ETF R Bull CBBC Jul 2017 A	2017/07/25	2017/07/26
60186	BNP Paribas Issuance B.V. – HSI R Bull CBBC Sep 2017 C	2017/07/26	2017/07/27
68515	UBS AG – HSI R Bear CBBC Oct 2017 T	2017/07/26	2017/07/27
61556	BNP Paribas Issuance B.V. – HSI R Bull CBBC Sep 2017 H	2017/07/26	2017/07/27
69827	BNP Paribas Issuance B.V. – HSI R Bear CBBC Feb 2018 X	2017/07/26	2017/07/27
68333	UBS AG – Ping An R Bull CBBC Feb 2018 C	2017/07/26	2017/07/27
68066	Macquarie Bank Ltd. – HSI R Bear CBBC Aug 2018 E	2017/07/26	2017/07/27
60028	UBS AG – HSI R Bear CBBC Aug 2017 B	2017/07/26	2017/07/27
61659	BNP Paribas Issuance B.V. – HSI R Bull CBBC Sep 2017 I	2017/07/26	2017/07/27
62034	BNP Paribas Issuance B.V. – HSI R Bull CBBC Oct 2017 J	2017/07/26	2017/07/27
64854	J P Morgan SP BV – HSI R Bear CBBC Jul 2017 G	2017/07/26	2017/07/27
62070	BNP Paribas Issuance B.V. – HSI R Bull CBBC Sep 2017 K	2017/07/26	2017/07/27
62036	Credit Suisse AG – HSI R Bear CBBC Sep 2017 B	2017/07/26	2017/07/27
62074	BNP Paribas Issuance B.V. – HSI R Bull CBBC Oct 2017 K	2017/07/26	2017/07/27
62095	J P Morgan SP BV – HSI R Bear CBBC Dec 2017 E	2017/07/26	2017/07/27
67278	BNP Paribas Issuance B.V. – HSCEI R Bull CBBC Oct 2017 B	2017/07/26	2017/07/27
68470	BNP Paribas Issuance B.V. – HSCEI R Bull CBBC Aug 2018 O	2017/07/26	2017/07/27
61710	SG Issuer – HSI R Bear CBBC Oct 2017 M	2017/07/26	2017/07/27
68406	SG Issuer – Tencent R Bear CBBC Apr 2018 B	2017/07/26	2017/07/27

List of expired CBBC, 2017 (continued)

Code	CBBC	Last trading date	Delisted date
68579	Credit Suisse AG – HSI R Bear CBBC Oct 2017 K	2017/07/26	2017/07/27
60067	BNP Paribas Issuance B.V. – HSI R Bull CBBC Sep 2017 A	2017/07/26	2017/07/27
68563	SG Issuer – HSI R Bear CBBC Oct 2017 A	2017/07/26	2017/07/27
68566	SG Issuer – HSI R Bear CBBC Dec 2017 K	2017/07/26	2017/07/27
68495	Macquarie Bank Ltd. – Tencent R Bear CBBC Feb 2018 D	2017/07/26	2017/07/27
68065	Macquarie Bank Ltd. – HSI R Bear CBBC Aug 2018 D	2017/07/26	2017/07/27
68461	Goldman Sachs SP (Asia) – HSI R Bear CBBC Oct 2017 Q	2017/07/26	2017/07/27
61760	BNP Paribas Issuance B.V. – HSI R Bull CBBC Sep 2017 J	2017/07/26	2017/07/27
60122	UBS AG – HSI R Bear CBBC Sep 2017 F	2017/07/26	2017/07/27
60404	HK Bank – AIA R Bear CBBC Jul 2018 A	2017/07/26	2017/07/27
64468	SG Issuer – HSI R Bear CBBC Dec 2017 C	2017/07/26	2017/07/27
66390	Credit Suisse AG – HSI R Bear CBBC Dec 2017 K	2017/07/26	2017/07/27
60483	BNP Paribas Issuance B.V. – HSI R Bear CBBC Feb 2018 Q	2017/07/26	2017/07/27
61385	UBS AG – HSI R Bear CBBC Sep 2017 N	2017/07/26	2017/07/27
60613	Credit Suisse AG – HSI R Bear CBBC Sep 2017 A	2017/07/26	2017/07/27
60255	HK Bank – HSI R Bear CBBC Jul 2018 C	2017/07/26	2017/07/27
68590	Credit Suisse AG – Ping An R Bull CBBC Mar 2018 D	2017/07/26	2017/07/27
61296	SG Issuer – HSI R Bear CBBC Sep 2017 E	2017/07/26	2017/07/27
68064	Macquarie Bank Ltd. – HSI R Bear CBBC Aug 2018 C	2017/07/26	2017/07/27
60575	J P Morgan SP BV – HSI R Bear CBBC Jan 2018 G	2017/07/26	2017/07/27
60611	Credit Suisse AG – HSI R Bear CBBC Sep 2017 Z	2017/07/26	2017/07/27
67851	J P Morgan SP BV – Ping An R Bull CBBC Feb 2018 D	2017/07/26	2017/07/27
63082	Goldman Sachs SP (Asia) – HSI R Bear CBBC Sep 2017 W	2017/07/26	2017/07/27
60639	BNP Paribas Issuance B.V. – HSI R Bull CBBC Sep 2017 D	2017/07/26	2017/07/27
60786	Goldman Sachs SP (Asia) – HSI R Bear CBBC Sep 2017 H	2017/07/26	2017/07/27
68793	Credit Suisse AG – HKEX R Bull CBBC Apr 2018 A	2017/07/27	2017/07/28
68788	Credit Suisse AG – HSI R Bear CBBC Nov 2017 I	2017/07/27	2017/07/28
62035	Credit Suisse AG – HSI R Bear CBBC Oct 2017 C	2017/07/27	2017/07/28
66748	J P Morgan SP BV – HSI R Bear CBBC Jul 2017 P	2017/07/27	2017/07/31
62111	UBS AG – HSI R Bull CBBC Jul 2017 B	2017/07/27	2017/07/31
61058	J P Morgan SP BV – Tencent R Bear CBBC Jul 2018 D	2017/07/27	2017/07/28
69828	HK Bank – HSCEI R Bull CBBC Jul 2017 C	2017/07/27	2017/07/31
67367	Credit Suisse AG – HSI R Bull CBBC Jul 2017 X	2017/07/27	2017/07/31
68820	Credit Suisse AG – HSI R Bear CBBC Nov 2017 N	2017/07/27	2017/07/28
67411	SG Issuer – PetroChina R Bull CBBC Jul 2017 A	2017/07/27	2017/07/31
67364	Goldman Sachs SP (Asia) – HSI R Bull CBBC Jul 2017 S	2017/07/27	2017/07/31
62402	SG Issuer – Tencent R Bear CBBC Feb 2018 A	2017/07/27	2017/07/28
64305	SG Issuer – CP&CC R Bear CBBC Jul 2017 A	2017/07/27	2017/07/31
62413	Haitong Int'l Sec – China Life R Bull CBBC Jul 2017 B	2017/07/27	2017/07/31
67528	HK Bank – HSCEI R Bull CBBC Jul 2017 B	2017/07/27	2017/07/31
60251	UBS AG – HSI R Bull CBBC Jul 2017 A	2017/07/27	2017/07/31
67145	SG Issuer – HSI R Bull CBBC Jul 2017 V	2017/07/27	2017/07/31
61852	SG Issuer – HSI R Bear CBBC Oct 2017 O	2017/07/27	2017/07/28
61848	SG Issuer – HSI R Bear CBBC Sep 2017 K	2017/07/27	2017/07/28
62297	Credit Suisse AG – HSI R Bear CBBC Oct 2017 E	2017/07/27	2017/07/28
61206	BNP Paribas Issuance B.V. – HSI R Bear CBBC Feb 2018 E	2017/07/27	2017/07/28
60907	HK Bank – HSI R Bull CBBC Jul 2017 E	2017/07/27	2017/07/31
67414	SG Issuer – Sands R Bull CBBC Jul 2017 A	2017/07/27	2017/07/31
60675	UBS AG – HSI R Bear CBBC Aug 2017 K	2017/07/27	2017/07/28
66355	SG Issuer – HSI R Bear CBBC Aug 2017 S	2017/07/27	2017/07/28
62329	UBS AG – HSI R Bear CBBC Oct 2017 B	2017/07/27	2017/07/28
67499	SG Issuer – CCB R Bull CBBC Jul 2017 A	2017/07/27	2017/07/31
62365	J P Morgan SP BV – HSI R Bear CBBC Nov 2017 C	2017/07/27	2017/07/28
68711	J P Morgan SP BV – HSI R Bear CBBC Oct 2017 N	2017/07/27	2017/07/28
60974	HK Bank – Tencent R Bear CBBC Oct 2018 C	2017/07/27	2017/07/28
68785	SG Issuer – Tencent R Bear CBBC Jun 2018 A	2017/07/27	2017/07/28
60783	J P Morgan SP BV – HSI R Bear CBBC Jan 2018 H	2017/07/27	2017/07/28
63391	HK Bank – HSCEI R Bull CBBC Jul 2017 D	2017/07/27	2017/07/31
68765	SG Issuer – HSI R Bear CBBC Oct 2017 C	2017/07/27	2017/07/28
67363	Goldman Sachs SP (Asia) – HSI R Bull CBBC Jul 2017 R	2017/07/27	2017/07/31
62523	UBS AG – HSI R Bull CBBC Jul 2017 C	2017/07/27	2017/07/31
67138	Credit Suisse AG – Tencent R Bear CBBC Jan 2018 F	2017/07/27	2017/07/28
67295	Credit Suisse AG – HSI R Bear CBBC Dec 2017 S	2017/07/27	2017/07/28
64651	Credit Suisse AG – HSCEI R Bear CBBC Jul 2017 A	2017/07/27	2017/07/31
67692	Goldman Sachs SP (Asia) – HSI R Bear CBBC Nov 2017 H	2017/07/27	2017/07/28
62554	J P Morgan SP BV – HSI R Bear CBBC Nov 2017 D	2017/07/27	2017/07/28
60285	HK Bank – HSI R Bull CBBC Jul 2017 C	2017/07/27	2017/07/31
62350	HK Bank – HSI R Bull CBBC Jul 2017 F	2017/07/27	2017/07/31
69237	SG Issuer – HSCEI R Bear CBBC Jul 2017 E	2017/07/27	2017/07/31
66589	J P Morgan SP BV – HSI R Bear CBBC Jul 2017 Z	2017/07/27	2017/07/31
61116	Credit Suisse AG – HSI R Bear CBBC Dec 2017 B	2017/07/27	2017/07/28
67566	HK Bank – HSI R Bull CBBC Jul 2017 N	2017/07/27	2017/07/31
69181	HK Bank – COVS R Bear CBBC Jan 2018 A	2017/07/27	2017/07/28
63333	HK Bank – HSI R Bull CBBC Jul 2017 G	2017/07/27	2017/07/31
63334	UBS AG – HSI R Bull CBBC Jul 2017 D	2017/07/27	2017/07/31
68053	Macquarie Bank Ltd. – HSI R Bear CBBC Aug 2018 A	2017/07/27	2017/07/28
67718	UBS AG – HSI R Bear CBBC Oct 2017 M	2017/07/27	2017/07/28
68632	BNP Paribas Issuance B.V. – Tencent R Bear CBBC Apr 2018 V	2017/07/27	2017/07/28
68776	SG Issuer – HKEX R Bull CBBC Jan 2018 H	2017/07/27	2017/07/28
68767	SG Issuer – HSI R Bear CBBC Dec 2017 M	2017/07/27	2017/07/28
67705	HK Bank – A50 R Bull CBBC Jul 2017 A	2017/07/27	2017/07/31
68759	J P Morgan SP BV – Tencent R Bear CBBC Mar 2018 G	2017/07/27	2017/07/28
68810	Credit Suisse AG – AIA R Bear CBBC Dec 2017 B	2017/07/27	2017/07/28
68686	UBS AG – HSI R Bear CBBC Oct 2017 U	2017/07/27	2017/07/28
68655	HK Bank – CSOP A50 ETF R Bull CBBC Mar 2018 E	2017/07/27	2017/07/28
68635	BNP Paribas Issuance B.V. – HSI R Bear CBBC Feb 2018 J	2017/07/27	2017/07/28
68784	SG Issuer – Tencent R Bear CBBC Apr 2018 D	2017/07/27	2017/07/28

List of expired CBBC, 2017 (continued)

Code	CBBC	Last trading date	Delisted date
64170	BNP Paribas Issuance B.V. – Tencent R Bear CBBC Apr 2018 N	2017/07/27	2017/07/28
67288	UBS AG – HSI R Bull CBBC Jul 2017 V	2017/07/27	2017/07/31
60666	Haitong Int'l Sec – PetCh R Bull CBBC Jul 2017 A	2017/07/27	2017/07/31
62543	UBS AG – Tencent R Bear CBBC Jan 2018 D	2017/07/27	2017/07/28
60522	HK Bank – HSI R Bull CBBC Jul 2017 O	2017/07/27	2017/07/31
60416	HK Bank – HSI R Bear CBBC Aug 2018 B	2017/07/27	2017/07/28
68487	Macquarie Bank Ltd. – Tencent R Bear CBBC Feb 2018 C	2017/07/27	2017/07/28
61790	Goldman Sachs SP (Asia) – HSI R Bear CBBC Oct 2017 G	2017/07/27	2017/07/28
64521	UBS AG – HSI R Bear CBBC Jul 2017 A	2017/07/27	2017/07/31
68636	Goldman Sachs SP (Asia) – HSI R Bear CBBC Nov 2017 W	2017/07/27	2017/07/28
68758	HK Bank – China Life R Bull CBBC Jul 2017 D	2017/07/28	2017/08/01
68012	HK Bank – ABC R Bull CBBC Jul 2017 A	2017/07/28	2017/08/01
69025	UBS AG – HSI R Bear CBBC Oct 2017 Y	2017/07/28	2017/07/31
63365	HK Bank – Sands China R Bull CBBC Jul 2017 D	2017/07/28	2017/08/01
60381	HK Bank – Sands China R Bull CBBC Jul 2017 A	2017/07/28	2017/08/01
63417	HK Bank – Tencent R Bull CBBC Jul 2017 E	2017/07/28	2017/08/01
60412	HK Bank – HS H-SH ETF R Bull CBBC Jul 2017 A	2017/07/28	2017/08/01
63920	HK Bank – China Life R Bull CBBC Jul 2017 C	2017/07/28	2017/08/01
68853	Bank of East Asia – HKEX R Bull CBBC May 2018 C	2017/07/28	2017/07/31
68884	Haitong Int'l Sec – Tencent R Bear CBBC Apr 2018 A	2017/07/28	2017/07/31
68961	Bank of East Asia – China Mobile R Bull CBBC May 2018 D	2017/07/28	2017/07/31
68969	Credit Suisse AG – HSI R Bear CBBC Oct 2017 M	2017/07/28	2017/07/31
69003	Credit Suisse AG – HSCEI R Bull CBBC Apr 2018 B	2017/07/28	2017/07/31
68934	SG Issuer – Tencent R Bear CBBC Mar 2018 E	2017/07/28	2017/07/31
69010	Credit Suisse AG – Lenovo R Bull CBBC Mar 2018 A	2017/07/28	2017/07/31
67660	HK Bank – Tencent R Bull CBBC Jul 2017 B	2017/07/28	2017/08/01
69042	SG Issuer – CMob R Bull CBBC Feb 2018 B	2017/07/28	2017/07/31
69043	SG Issuer – HSI R Bear CBBC Nov 2017 U	2017/07/28	2017/07/31
69049	J P Morgan SP BV – HSI R Bear CBBC Oct 2017 O	2017/07/28	2017/07/31
69051	J P Morgan SP BV – HSI R Bear CBBC Oct 2017 K	2017/07/28	2017/07/31
64362	HK Bank – BOCL R Bull CBBC Jul 2017 B	2017/07/28	2017/08/01
68054	HK Bank – Tencent R Bull CBBC Jul 2017 C	2017/07/28	2017/08/01
60401	HK Bank – ICBC R Bull CBBC Jul 2017 A	2017/07/28	2017/08/01
66807	HK Bank – ICBC R Bull CBBC Jul 2017 B	2017/07/28	2017/08/01
67036	HK Bank – HS H-SH ETF R Bull CBBC Jul 2017 C	2017/07/28	2017/08/01
69095	HK Bank – CC Bank R Bull CBBC Jul 2017 A	2017/07/28	2017/08/01
69004	Credit Suisse AG – China Mobile R Bull CBBC Feb 2018 B	2017/07/28	2017/07/31
62382	HK Bank – PICC P&C R Bull CBBC Jul 2017 A	2017/07/28	2017/08/01
67298	Macquarie Bank Ltd. – HKEX R Bull CBBC Jul 2017 A	2017/07/28	2017/08/01
68192	HK Bank – Tencent R Bull CBBC Jul 2017 K	2017/07/28	2017/08/01
68384	HK Bank – CNOOC R Bear CBBC Jul 2017 C	2017/07/28	2017/08/01
63859	HK Bank – China Life R Bull CBBC Jul 2017 E	2017/07/28	2017/08/01
62392	HK Bank – China Life R Bull CBBC Jul 2017 A	2017/07/28	2017/08/01
62256	HK Bank – CUni R Bull CBBC Jul 2017 A	2017/07/28	2017/08/01
64679	Macquarie Bank Ltd. – HSBC R Bear CBBC Jul 2018 C	2017/07/31	2017/08/01
69048	J P Morgan SP BV – HKEX R Bull CBBC Feb 2018 C	2017/07/31	2017/08/01
62400	SG Issuer – Tencent R Bear CBBC Dec 2017 E	2017/07/31	2017/08/01
67154	Credit Suisse AG – HSBC R Bear CBBC Jan 2018 C	2017/07/31	2017/08/01
69024	UBS AG – HSI R Bear CBBC Oct 2017 V	2017/07/31	2017/08/01
68878	HK Bank – HKEX R Bull CBBC Jun 2018 E	2017/07/31	2017/08/01
69070	BNP Paribas Issuance B.V. – HSI R Bear CBBC Mar 2018 B	2017/07/31	2017/08/01
63989	SG Issuer – A50 R Bear CBBC Aug 2017 A	2017/07/31	2017/08/01
62178	J P Morgan SP BV – HSI R Bear CBBC Dec 2017 F	2017/07/31	2017/08/01
63046	Credit Suisse AG – Tencent R Bear CBBC Jan 2018 D	2017/07/31	2017/08/01
69052	J P Morgan SP BV – HSI R Bear CBBC Oct 2017 P	2017/07/31	2017/08/01
64978	J P Morgan SP BV – HSBC R Bear CBBC Sep 2017 B	2017/07/31	2017/08/01
69127	UBS AG – HSI R Bear CBBC Oct 2017 E	2017/07/31	2017/08/01
69256	J P Morgan SP BV – HSI R Bear CBBC Oct 2017 C	2017/07/31	2017/08/01
69231	SG Issuer – HSI R Bear CBBC Dec 2017 O	2017/07/31	2017/08/01
69198	SG Issuer – HSI R Bear CBBC Oct 2017 Y	2017/07/31	2017/08/01
69193	HK Bank – Geely Auto R Bull CBBC Mar 2018 A	2017/07/31	2017/08/01
64219	SG Issuer – HSBC R Bear CBBC Jan 2018 A	2017/07/31	2017/08/01
62306	SG Issuer – HSI R Bear CBBC Oct 2017 T	2017/07/31	2017/08/01
61337	HK Bank – HSI R Bear CBBC Jul 2018 D	2017/07/31	2017/08/01
62299	Credit Suisse AG – HSI R Bear CBBC Oct 2017 F	2017/07/31	2017/08/01
69068	Goldman Sachs SP (Asia) – HSI R Bear CBBC Nov 2017 Y	2017/07/31	2017/08/01
69123	UBS AG – HSI R Bear CBBC Oct 2017 D	2017/07/31	2017/08/01
69096	Credit Suisse AG – HSI R Bear CBBC Oct 2017 L	2017/07/31	2017/08/01
69093	BNP Paribas Issuance B.V. – Ping An R Bull CBBC Aug 2018 D	2017/07/31	2017/08/01
69080	SG Issuer – Ping An R Bull CBBC Mar 2018 F	2017/07/31	2017/08/01
69075	SG Issuer – China Life R Bull CBBC May 2018 F	2017/07/31	2017/08/01
68917	SG Issuer – A50 R Bear CBBC Oct 2017 C	2017/07/31	2017/08/01
60417	HK Bank – HSI R Bear CBBC Aug 2018 C	2017/07/31	2017/08/01
61099	UBS AG – HSI R Bear CBBC Aug 2017 C	2017/07/31	2017/08/01
68428	Bank of East Asia – Tencent R Bear CBBC May 2018 A	2017/07/31	2017/08/01
61115	Credit Suisse AG – HSI R Bear CBBC Sep 2017 D	2017/07/31	2017/08/01
61977	J P Morgan SP BV – HSI R Bear CBBC Dec 2017 D	2017/07/31	2017/08/01
61791	Goldman Sachs SP (Asia) – HSI R Bear CBBC Oct 2017 H	2017/07/31	2017/08/01
61110	UBS AG – Tencent R Bear CBBC Feb 2018 A	2017/07/31	2017/08/01
61004	BNP Paribas Issuance B.V. – Tencent R Bear CBBC Apr 2018 G	2017/07/31	2017/08/01
61430	Goldman Sachs SP (Asia) – HSI R Bear CBBC Oct 2017 E	2017/07/31	2017/08/01
68372	UBS AG – HSI R Bear CBBC Oct 2017 S	2017/07/31	2017/08/01
60769	HK Bank – HSI R Bear CBBC Nov 2017 D	2017/07/31	2017/08/01
60029	UBS AG – HSI R Bear CBBC Sep 2017 A	2017/07/31	2017/08/01
68507	Macquarie Bank Ltd. – HSI R Bear CBBC Aug 2018 H	2017/07/31	2017/08/01
68508	Macquarie Bank Ltd. – HSI R Bear CBBC Aug 2018 I	2017/07/31	2017/08/01
68509	Macquarie Bank Ltd. – HSI R Bear CBBC Aug 2018 J	2017/07/31	2017/08/01

List of expired CBBC, 2017 (continued)

Code	CBBC	Last trading date	Delisted date
60988	HK Bank – Tencent R Bear CBBC Nov 2018 A	2017/07/31	2017/08/01
61136	SG Issuer – HSI R Bear CBBC Sep 2017 A	2017/07/31	2017/08/01
67628	HK Bank – A50 R Bear CBBC Sep 2017 A	2017/07/31	2017/08/01
67601	J P Morgan SP BV – Tencent R Bear CBBC Aug 2018 A	2017/07/31	2017/08/01
66605	J P Morgan SP BV – HKEX R Bear CBBC Mar 2018 A	2017/07/31	2017/08/01
68609	J P Morgan SP BV – Tencent R Bear CBBC Feb 2018 H	2017/07/31	2017/08/01
67678	SG Issuer – HSI R Bear CBBC Feb 2018 A	2017/07/31	2017/08/01
68511	Macquarie Bank Ltd. – HSI R Bear CBBC Aug 2018 K	2017/07/31	2017/08/01
61683	Credit Suisse AG – HSI R Bear CBBC Nov 2017 H	2017/07/31	2017/08/01
61726	BNP Paribas Issuance B.V. – HSI R Bear CBBC Feb 2018 H	2017/07/31	2017/08/01
62063	SG Issuer – HSI R Bear CBBC Oct 2017 R	2017/07/31	2017/08/01
61207	BNP Paribas Issuance B.V. – HSI R Bear CBBC Feb 2018 S	2017/07/31	2017/08/01
68484	Macquarie Bank Ltd. – Tencent R Bear CBBC Feb 2018 B	2017/07/31	2017/08/01
61199	HK Bank – HSI R Bear CBBC Aug 2018 E	2017/08/01	2017/08/02
69427	Credit Suisse AG – HSI R Bear CBBC Nov 2017 Q	2017/08/01	2017/08/02
62308	SG Issuer – HSI R Bear CBBC Oct 2017 U	2017/08/01	2017/08/02
63972	HK Bank – HS H-SH ETF R Bear CBBC Mar 2018 A	2017/08/01	2017/08/02
63151	SG Issuer – CSA50 R Bear CBBC Jan 2018 B	2017/08/01	2017/08/02
69478	UBS AG – HSI R Bear CBBC Nov 2017 E	2017/08/01	2017/08/02
63115	HK Bank – PetCh R Bear CBBC Feb 2018 A	2017/08/01	2017/08/02
66445	UBS AG – HSI R Bear CBBC Oct 2017 W	2017/08/01	2017/08/02
69499	SG Issuer – HSI R Bear CBBC Dec 2017 Q	2017/08/01	2017/08/02
61727	BNP Paribas Issuance B.V. – HSI R Bear CBBC Feb 2018 O	2017/08/01	2017/08/02
65399	Macquarie Bank Ltd. – Ping An R Bear CBBC Jul 2018 D	2017/08/01	2017/08/02
62289	Credit Suisse AG – Ping An R Bear CBBC Mar 2018 A	2017/08/01	2017/08/02
60484	BNP Paribas Issuance B.V. – HSI R Bear CBBC Feb 2018 G	2017/08/01	2017/08/02
66369	Credit Suisse AG – HSI R Bear CBBC Dec 2017 F	2017/08/01	2017/08/02
66359	Credit Suisse AG – HSI R Bear CBBC Dec 2017 E	2017/08/01	2017/08/02
66759	Credit Suisse AG – HSI R Bear CBBC Dec 2017 L	2017/08/01	2017/08/02
61861	SG Issuer – HKEX R Bear CBBC Jan 2018 A	2017/08/01	2017/08/02
61875	HK Bank – HKEX R Bear CBBC Oct 2018 A	2017/08/01	2017/08/02
69649	J P Morgan SP BV – HSCEI R Bear CBBC Apr 2018 A	2017/08/01	2017/08/02
69056	J P Morgan SP BV – HSI R Bear CBBC Oct 2017 Q	2017/08/01	2017/08/02
67557	J P Morgan SP BV – HSI R Bear CBBC Oct 2017 E	2017/08/01	2017/08/02
61584	HK Bank – Ping An R Bear CBBC Nov 2018 A	2017/08/01	2017/08/02
67680	SG Issuer – HSI R Bear CBBC Mar 2018 A	2017/08/01	2017/08/02
67694	Goldman Sachs SP (Asia) – HSI R Bear CBBC Nov 2017 I	2017/08/01	2017/08/02
68521	UBS AG – Tencent R Bear CBBC Jan 2018 F	2017/08/01	2017/08/02
68682	UBS AG – HKEX R Bear CBBC Mar 2018 A	2017/08/01	2017/08/02
69365	HK Bank – HSCEI R Bear CBBC Mar 2018 A	2017/08/01	2017/08/02
68875	SG Issuer – HSI R Bear CBBC Oct 2017 D	2017/08/01	2017/08/02
67719	UBS AG – HSI R Bear CBBC Oct 2017 I	2017/08/01	2017/08/02
67754	Macquarie Bank Ltd. – HKEX R Bear CBBC Jun 2018 A	2017/08/01	2017/08/02
61549	Credit Suisse AG – HSI R Bear CBBC Nov 2017 F	2017/08/01	2017/08/02
61516	SG Issuer – HSI R Bear CBBC Sep 2017 B	2017/08/01	2017/08/02
68120	Credit Suisse AG – Tencent R Bear CBBC Feb 2018 F	2017/08/01	2017/08/02
68100	Credit Suisse AG – HSI R Bear CBBC Nov 2017 D	2017/08/01	2017/08/02
68506	Macquarie Bank Ltd. – HSI R Bear CBBC Aug 2018 G	2017/08/01	2017/08/02
69517	J P Morgan SP BV – HSI R Bear CBBC Nov 2017 F	2017/08/01	2017/08/02
66763	UBS AG – HSI R Bear CBBC Oct 2017 C	2017/08/01	2017/08/02
66883	J P Morgan SP BV – HSI R Bear CBBC Jan 2018 M	2017/08/01	2017/08/02
62323	UBS AG – HSI R Bear CBBC Oct 2017 A	2017/08/01	2017/08/02
68530	HK Bank – HSI R Bear CBBC Mar 2018 B	2017/08/01	2017/08/02
62361	J P Morgan SP BV – HSI R Bear CBBC Jan 2018 K	2017/08/01	2017/08/02
69130	UBS AG – HSI R Bear CBBC Oct 2017 K	2017/08/01	2017/08/02
61449	Goldman Sachs SP (Asia) – HSI R Bear CBBC Oct 2017 F	2017/08/01	2017/08/02
61413	Credit Suisse AG – HSCEI R Bear CBBC Sep 2017 C	2017/08/01	2017/08/02
69328	HK Bank – HSI R Bear CBBC Mar 2018 P	2017/08/01	2017/08/02
67254	Credit Suisse AG – HSI R Bear CBBC Dec 2017 N	2017/08/01	2017/08/02
62407	SG Issuer – Tencent R Bear CBBC Feb 2018 B	2017/08/01	2017/08/02
67389	SG Issuer – HSI R Bear CBBC Nov 2017 P	2017/08/01	2017/08/02
67393	SG Issuer – HSI R Bear CBBC Nov 2017 Q	2017/08/01	2017/08/02
61607	Credit Suisse AG – HKEX R Bear CBBC Mar 2018 A	2017/08/01	2017/08/02
62447	HK Bank – Tencent R Bear CBBC Nov 2018 B	2017/08/01	2017/08/02
69082	Macquarie Bank Ltd. – Tencent R Bear CBBC Feb 2018 E	2017/08/01	2017/08/02
61889	BNP Paribas Issuance B.V. – HSCEI R Bear CBBC Feb 2018 K	2017/08/01	2017/08/02
64239	J P Morgan SP BV – HSI R Bear CBBC Jan 2018 L	2017/08/01	2017/08/02
64181	BNP Paribas Issuance B.V. – Tencent R Bear CBBC Apr 2018 O	2017/08/01	2017/08/02
61684	Credit Suisse AG – HSI R Bear CBBC Oct 2017 A	2017/08/01	2017/08/02
67860	J P Morgan SP BV – HSI R Bear CBBC Dec 2017 G	2017/08/02	2017/08/03
69672	SG Issuer – HSI R Bear CBBC Dec 2017 R	2017/08/02	2017/08/03
66625	SG Issuer – HSCEI R Bear CBBC Mar 2018 B	2017/08/02	2017/08/03
67569	J P Morgan SP BV – HSI R Bear CBBC Oct 2017 F	2017/08/02	2017/08/03
61208	BNP Paribas Issuance B.V. – HSI R Bear CBBC Feb 2018 V	2017/08/02	2017/08/03
69032	UBS AG – HSI R Bear CBBC Oct 2017 Z	2017/08/02	2017/08/03
61103	UBS AG – HSI R Bear CBBC Aug 2017 D	2017/08/02	2017/08/03
68992	Credit Suisse AG – BOCL R Bear CBBC Apr 2018 A	2017/08/02	2017/08/03
61792	Goldman Sachs SP (Asia) – HSI R Bear CBBC Nov 2017 A	2017/08/02	2017/08/03
68584	Credit Suisse AG – Geely Auto R Bull CBBC Feb 2018 E	2017/08/02	2017/08/03
69667	SG Issuer – HSI R Bear CBBC Nov 2017 W	2017/08/02	2017/08/03
61979	J P Morgan SP BV – HSI R Bear CBBC Jan 2018 I	2017/08/02	2017/08/03
67317	UBS AG – HSI R Bear CBBC Oct 2017 F	2017/08/02	2017/08/03
61883	HK Bank – HSI R Bear CBBC Aug 2018 H	2017/08/02	2017/08/03
68249	SG Issuer – HSI R Bear CBBC Nov 2017 S	2017/08/02	2017/08/03
68250	SG Issuer – HSI R Bear CBBC Dec 2017 I	2017/08/02	2017/08/03
60256	HK Bank – HSI R Bear CBBC Aug 2018 A	2017/08/02	2017/08/03
61662	HK Bank – HSI R Bear CBBC Aug 2018 G	2017/08/02	2017/08/03

List of expired CBBC, 2017 (continued)

Code	CBBC	Last trading date	Delisted date
61728	BNP Paribas Issuance B.V. – HSI R Bear CBBC Feb 2018 T	2017/08/02	2017/08/03
67256	Credit Suisse AG – HSI R Bear CBBC Dec 2017 O	2017/08/02	2017/08/03
61840	Credit Suisse AG – HSI R Bear CBBC Oct 2017 B	2017/08/02	2017/08/03
68796	Credit Suisse AG – HKEX R Bear CBBC Mar 2018 B	2017/08/02	2017/08/03
69546	BNP Paribas Issuance B.V. – HSI R Bear CBBC Mar 2018 D	2017/08/02	2017/08/03
69549	HK Bank – HSI R Bear CBBC Mar 2018 Q	2017/08/02	2017/08/03
67074	SG Issuer – HKEX R Bear CBBC Jun 2018 B	2017/08/02	2017/08/03
69562	Goldman Sachs SP (Asia) – HSI R Bear CBBC Nov 2017 Z	2017/08/02	2017/08/03
61846	Credit Suisse AG – HSI R Bear CBBC Dec 2017 D	2017/08/02	2017/08/03
67394	SG Issuer – HSI R Bear CBBC Nov 2017 R	2017/08/02	2017/08/03
69582	Credit Suisse AG – HSI R Bear CBBC Dec 2017 X	2017/08/02	2017/08/03
62754	HK Bank – BOCL R Bear CBBC Apr 2018 C	2017/08/02	2017/08/03
61999	HK Bank – HKEX R Bear CBBC Oct 2018 B	2017/08/02	2017/08/03
69939	SG Issuer – HSI R Bear CBBC Oct 2017 F	2017/08/02	2017/08/03
69102	Credit Suisse AG – HSI R Bear CBBC Dec 2017 V	2017/08/02	2017/08/03
69618	UBS AG – HSI R Bear CBBC Nov 2017 G	2017/08/02	2017/08/03
69662	SG Issuer – PetroChina R Bull CBBC Mar 2018 B	2017/08/02	2017/08/03
69623	J P Morgan SP BV – HSI R Bear CBBC Nov 2017 G	2017/08/02	2017/08/03
69625	J P Morgan SP BV – Tencent R Bear CBBC Jun 2018 E	2017/08/02	2017/08/03
62449	HK Bank – CKH R Bear CBBC Jul 2018 A	2017/08/02	2017/08/03
69538	BNP Paribas Issuance B.V. – HSI R Bear CBBC Mar 2018 C	2017/08/02	2017/08/03
69479	UBS AG – HSI R Bear CBBC Nov 2017 F	2017/08/02	2017/08/03
67700	Goldman Sachs SP (Asia) – HSI R Bear CBBC Nov 2017 J	2017/08/02	2017/08/03
69462	Credit Suisse AG – Galaxy Ent R Bull CBBC Mar 2018 F	2017/08/02	2017/08/03
60080	Credit Suisse AG – Tencent R Bull CBBC Apr 2018 E	2017/08/03	2017/08/04
68241	Credit Suisse AG – Tencent R Bull CBBC Aug 2017 B	2017/08/03	2017/08/07
60130	SG Issuer – Tencent R Bull CBBC Dec 2017 J	2017/08/03	2017/08/04
69698	Goldman Sachs SP (Asia) – HSI R Bear CBBC Nov 2017 C	2017/08/03	2017/08/04
69699	BNP Paribas Issuance B.V. – HSI R Bear CBBC Mar 2018 E	2017/08/03	2017/08/04
60044	Credit Suisse AG – HSI R Bear CBBC Dec 2017 Z	2017/08/03	2017/08/04
60042	Credit Suisse AG – HSI R Bear CBBC Nov 2017 B	2017/08/03	2017/08/04
69836	SG Issuer – Tencent R Bear CBBC Jun 2018 B	2017/08/03	2017/08/04
60034	SG Issuer – HSI R Bear CBBC Dec 2017 T	2017/08/03	2017/08/04
60021	SG Issuer – HSI R Bear CBBC Nov 2017 X	2017/08/03	2017/08/04
69164	SG Issuer – CKH R Bear CBBC May 2018 A	2017/08/03	2017/08/04
60004	J P Morgan SP BV – HSI R Bear CBBC Nov 2017 H	2017/08/03	2017/08/04
69892	UBS AG – HSI R Bear CBBC Nov 2017 H	2017/08/03	2017/08/04
69832	Goldman Sachs SP (Asia) – HSI R Bear CBBC Dec 2017 C	2017/08/03	2017/08/04
60172	HK Bank – HSI R Bear CBBC Mar 2018 R	2017/08/04	2017/08/07
68337	HK Bank – CUni R Bull CBBC Aug 2017 A	2017/08/04	2017/08/08
60473	HK Bank – ICBC R Bear CBBC Dec 2017 A	2017/08/04	2017/08/07
68815	Credit Suisse AG – ICBC R Bear CBBC Feb 2018 A	2017/08/04	2017/08/07
60227	Credit Suisse AG – Tencent R Bear CBBC Feb 2018 K	2017/08/04	2017/08/07
60283	Goldman Sachs SP (Asia) – HSI R Bear CBBC Dec 2017 D	2017/08/04	2017/08/07
60311	UBS AG – HSI R Bear CBBC Nov 2017 K	2017/08/04	2017/08/07
60395	HK Bank – ABC R Bull CBBC Aug 2017 A	2017/08/04	2017/08/08
60341	SG Issuer – HSI R Bear CBBC Dec 2017 V	2017/08/04	2017/08/07
60215	Credit Suisse AG – HSI R Bear CBBC Dec 2017 M	2017/08/04	2017/08/07
60331	J P Morgan SP BV – HSI R Bear CBBC Nov 2017 I	2017/08/04	2017/08/07
69077	SG Issuer – Lenovo R Bull CBBC Mar 2018 A	2017/08/04	2017/08/07
60731	SG Issuer – HSI R Bear CBBC Nov 2017 A	2017/08/07	2017/08/08
68763	J P Morgan SP BV – Tencent R Bear CBBC Apr 2018 K	2017/08/07	2017/08/08
60747	SG Issuer – HSI R Bear CBBC Dec 2017 W	2017/08/07	2017/08/08
63561	HK Bank – Tencent R Bear CBBC Nov 2018 C	2017/08/07	2017/08/08
60701	SG Issuer – HSBC R Bull CBBC Jun 2018 D	2017/08/07	2017/08/08
69417	Macquarie Bank Ltd. – Tencent R Bear CBBC Feb 2018 F	2017/08/07	2017/08/08
69362	Bank of East Asia – Tencent R Bear CBBC Apr 2018 E	2017/08/07	2017/08/08
63575	SG Issuer – Tencent R Bear CBBC Jan 2018 B	2017/08/07	2017/08/08
60448	UBS AG – HSI R Bear CBBC Nov 2017 L	2017/08/07	2017/08/08
60622	J P Morgan SP BV – HSI R Bear CBBC Nov 2017 J	2017/08/07	2017/08/08
60374	BNP Paribas Issuance B.V. – HSI R Bear CBBC Mar 2018 I	2017/08/07	2017/08/08
60356	SG Issuer – Tencent R Bear CBBC Mar 2018 F	2017/08/07	2017/08/08
60408	Goldman Sachs SP (Asia) – HSI R Bear CBBC Dec 2017 E	2017/08/07	2017/08/08
60625	J P Morgan SP BV – HSI R Bear CBBC Nov 2017 K	2017/08/07	2017/08/08
60409	BNP Paribas Issuance B.V. – HSI R Bear CBBC Mar 2018 J	2017/08/07	2017/08/08
60420	SG Issuer – Galaxy R Bull CBBC Mar 2018 D	2017/08/07	2017/08/08
60424	Bank of East Asia – HSBC Holdings R Bull CBBC Feb 2018 A	2017/08/07	2017/08/08
67219	Credit Suisse AG – CCB R Bear CBBC Feb 2018 A	2017/08/07	2017/08/08
60407	Goldman Sachs SP (Asia) – HSI R Bear CBBC Nov 2017 D	2017/08/07	2017/08/08
60485	UBS AG – HSI R Bear CBBC Nov 2017 M	2017/08/07	2017/08/08
67144	Credit Suisse AG – Tencent R Bear CBBC Feb 2018 E	2017/08/07	2017/08/08
60519	Credit Suisse AG – HSI R Bear CBBC Nov 2017 U	2017/08/07	2017/08/08
60520	Credit Suisse AG – HSI R Bear CBBC Dec 2017 K	2017/08/07	2017/08/08
62752	HK Bank – CC Bank R Bear CBBC Apr 2018 B	2017/08/07	2017/08/08
60577	Credit Suisse AG – AIA R Bull CBBC Feb 2018 C	2017/08/07	2017/08/08
62412	BNP Paribas Issuance B.V. – Tencent R Bear CBBC Apr 2018 J	2017/08/07	2017/08/08
60609	Credit Suisse AG – HSBC R Bull CBBC Feb 2018 E	2017/08/07	2017/08/08
60143	Haitong Int'l Sec – Tencent R Bear CBBC Apr 2018 B	2017/08/07	2017/08/08
64194	HK Bank – Geely Auto R Bear CBBC Nov 2018 A	2017/08/08	2017/08/09
64195	HK Bank – Tencent R Bear CBBC Dec 2018 A	2017/08/08	2017/08/09
67571	J P Morgan SP BV – HSI R Bear CBBC Oct 2017 G	2017/08/08	2017/08/09
60944	J P Morgan SP BV – HSI R Bear CBBC Nov 2017 L	2017/08/08	2017/08/09
68824	Credit Suisse AG – Tencent R Bear CBBC Feb 2018 I	2017/08/08	2017/08/09
60986	J P Morgan SP BV – HSI R Bear CBBC Nov 2017 M	2017/08/08	2017/08/09
60724	SG Issuer – Tencent R Bear CBBC Mar 2018 G	2017/08/08	2017/08/09
60833	HK Bank – CSOP A50 ETF R Bull CBBC Feb 2018 C	2017/08/08	2017/08/09
60774	Goldman Sachs SP (Asia) – HSI R Bear CBBC Nov 2017 E	2017/08/08	2017/08/09

List of expired CBBC, 2017 (continued)

Code	CBBC	Last trading date	Delisted date
60562	Credit Suisse AG – Tencent R Bear CBBC Mar 2018 D	2017/08/08	2017/08/09
61262	SG Issuer – HSI R Bear CBBC Dec 2017 X	2017/08/08	2017/08/09
61793	Goldman Sachs SP (Asia) – HSI R Bear CBBC Nov 2017 B	2017/08/08	2017/08/09
66374	Credit Suisse AG – HSI R Bear CBBC Dec 2017 G	2017/08/08	2017/08/09
60908	BNP Paribas Issuance B.V. – HSCEI R Bull CBBC Aug 2018 Q	2017/08/08	2017/08/09
69573	Macquarie Bank Ltd. – Tencent R Bear CBBC Mar 2018 A	2017/08/08	2017/08/09
60966	J P Morgan SP BV – Ping An R Bull CBBC Apr 2018 C	2017/08/08	2017/08/09
68215	J P Morgan SP BV – HSI R Bear CBBC Dec 2017 H	2017/08/08	2017/08/09
60840	HK Bank – Ping An R Bull CBBC Jan 2018 D	2017/08/08	2017/08/09
60844	HK Bank – HKEX R Bull CBBC Mar 2018 H	2017/08/08	2017/08/09
64335	J P Morgan SP BV – Geely Auto R Bear CBBC Apr 2018 C	2017/08/08	2017/08/09
61302	SG Issuer – HKEX R Bull CBBC Mar 2018 G	2017/08/08	2017/08/09
60184	J P Morgan SP BV – HSI R Bear CBBC Jan 2018 F	2017/08/08	2017/08/09
61307	Credit Suisse AG – HSI R Bear CBBC Nov 2017 V	2017/08/08	2017/08/09
60872	HK Bank – China Life R Bull CBBC Aug 2018 A	2017/08/08	2017/08/09
60959	J P Morgan SP BV – HKEX R Bull CBBC Dec 2017 R	2017/08/08	2017/08/09
63029	HK Bank – HSI R Bear CBBC Jul 2018 E	2017/08/08	2017/08/09
61259	SG Issuer – HSI R Bear CBBC Nov 2017 F	2017/08/08	2017/08/09
62376	SG Issuer – Geely Auto R Bear CBBC Jan 2018 A	2017/08/08	2017/08/09
61108	UBS AG – HSI R Bear CBBC Nov 2017 O	2017/08/08	2017/08/09
62309	SG Issuer – HSI R Bear CBBC Oct 2017 V	2017/08/08	2017/08/09
66941	BNP Paribas Issuance B.V. – HSI R Bear CBBC Feb 2018 A	2017/08/08	2017/08/09
60777	BNP Paribas Issuance B.V. – HSI R Bear CBBC Mar 2018 L	2017/08/08	2017/08/09
60898	Goldman Sachs SP (Asia) – HSI R Bear CBBC Dec 2017 F	2017/08/08	2017/08/09
61065	Bank of East Asia – Ping An R Bull CBBC Jun 2018 D	2017/08/08	2017/08/09
61086	Bank of East Asia – HKEX R Bull CBBC Jun 2018 C	2017/08/08	2017/08/09
60938	SG Issuer – Ping An R Bull CBBC Feb 2018 D	2017/08/08	2017/08/09
60665	UBS AG – HSBC R Bull CBBC May 2018 A	2017/08/08	2017/08/09
68879	HK Bank – Geely Auto R Bear CBBC Mar 2018 I	2017/08/08	2017/08/09
67779	Credit Suisse AG – HSI R Bear CBBC Oct 2017 G	2017/08/08	2017/08/09
62038	Credit Suisse AG – HSI R Bear CBBC Nov 2017 K	2017/08/08	2017/08/09
69950	UBS AG – HSI R Bear CBBC Nov 2017 I	2017/08/08	2017/08/09
67324	UBS AG – HSI R Bear CBBC Oct 2017 G	2017/08/08	2017/08/09
68610	J P Morgan SP BV – Tencent R Bear CBBC Mar 2018 F	2017/08/08	2017/08/09
60359	UBS AG – HSI R Bear CBBC Sep 2017 I	2017/08/08	2017/08/09
69272	J P Morgan SP BV – Tencent R Bear CBBC Apr 2018 N	2017/08/08	2017/08/09
68436	BNP Paribas Issuance B.V. – Tencent R Bear CBBC Apr 2018 T	2017/08/08	2017/08/09
61102	UBS AG – HSI R Bear CBBC Nov 2017 N	2017/08/08	2017/08/09
68551	SG Issuer – Tencent R Bear CBBC Apr 2018 C	2017/08/08	2017/08/09
61379	Credit Suisse AG – Ping An R Bull CBBC Mar 2018 F	2017/08/08	2017/08/09
69035	Goldman Sachs SP (Asia) – HSI R Bear CBBC Oct 2017 S	2017/08/08	2017/08/09
60696	UBS AG – Tencent R Bear CBBC Jan 2018 H	2017/08/08	2017/08/09
67681	SG Issuer – HSI R Bear CBBC Mar 2018 B	2017/08/08	2017/08/09
60919	SG Issuer – China Life R Bull CBBC Apr 2018 B	2017/08/08	2017/08/09
68567	SG Issuer – HSI R Bear CBBC Dec 2017 L	2017/08/08	2017/08/09
64865	Credit Suisse AG – Geely Auto R Bear CBBC Jan 2018 B	2017/08/08	2017/08/09
60775	BNP Paribas Issuance B.V. – HSI R Bear CBBC Mar 2018 K	2017/08/08	2017/08/09
61309	Credit Suisse AG – HSI R Bear CBBC Dec 2017 E	2017/08/08	2017/08/09
61399	Credit Suisse AG – HKEX R Bull CBBC Jun 2018 A	2017/08/08	2017/08/09
61298	SG Issuer – AIA R Bull CBBC Jun 2018 B	2017/08/08	2017/08/09
61490	HK Bank – HKEX R Bull CBBC Feb 2018 C	2017/08/09	2017/08/10
61429	Haitong Int'l Sec – Ping An R Bull CBBC Aug 2018 B	2017/08/09	2017/08/10
61468	Goldman Sachs SP (Asia) – HSI R Bear CBBC Dec 2017 I	2017/08/09	2017/08/10
61388	Credit Suisse AG – BOCL R Bull CBBC May 2018 C	2017/08/09	2017/08/10
61373	Credit Suisse AG – HSCEI R Bull CBBC Apr 2018 E	2017/08/09	2017/08/10
62805	HK Bank – Galaxy Ent R Bear CBBC May 2018 A	2017/08/09	2017/08/10
61464	Haitong Int'l Sec – Tencent R Bear CBBC Apr 2018 C	2017/08/09	2017/08/10
67200	Credit Suisse AG – China Mobile R Bear CBBC Jan 2018 A	2017/08/09	2017/08/10
61407	BNP Paribas Issuance B.V. – HSI R Bear CBBC Mar 2018 O	2017/08/09	2017/08/10
61742	J P Morgan SP BV – HKEX R Bull CBBC Feb 2018 E	2017/08/09	2017/08/10
61906	SG Issuer – Tencent R Bear CBBC Mar 2018 H	2017/08/09	2017/08/10
61472	Goldman Sachs SP (Asia) – HSI R Bear CBBC Dec 2017 J	2017/08/09	2017/08/10
64351	Credit Suisse AG – Geely Auto R Bear CBBC Feb 2018 D	2017/08/09	2017/08/10
61491	HK Bank – HKEX R Bull CBBC Feb 2018 D	2017/08/09	2017/08/10
61412	BNP Paribas Issuance B.V. – HSI R Bear CBBC Mar 2018 P	2017/08/09	2017/08/10
61699	UBS AG – HKEX R Bull CBBC Jun 2018 A	2017/08/09	2017/08/10
61651	Credit Suisse AG – HSI R Bull CBBC Apr 2018 R	2017/08/09	2017/08/10
68417	HK Bank – Tencent R Bear CBBC Sep 2018 C	2017/08/09	2017/08/10
68550	SG Issuer – Tencent R Bear CBBC Mar 2018 D	2017/08/09	2017/08/10
61724	UBS AG – HSI R Bull CBBC Oct 2018 I	2017/08/09	2017/08/10
68544	UBS AG – Tencent R Bear CBBC Jan 2018 G	2017/08/09	2017/08/10
60415	Bank of East Asia – Tencent R Bear CBBC Jun 2018 D	2017/08/09	2017/08/10
61758	J P Morgan SP BV – HSI R Bull CBBC Oct 2018 U	2017/08/09	2017/08/10
61008	Bank of East Asia – AIA R Bull CBBC Jun 2018 A	2017/08/09	2017/08/10
61740	J P Morgan SP BV – HSBC R Bull CBBC Nov 2018 A	2017/08/09	2017/08/10
61652	UBS AG – HSI R Bear CBBC Nov 2017 T	2017/08/09	2017/08/10
61870	SG Issuer – HSI R Bear CBBC Nov 2017 J	2017/08/09	2017/08/10
68440	BNP Paribas Issuance B.V. – Tencent R Bear CBBC Apr 2018 U	2017/08/09	2017/08/10
61737	J P Morgan SP BV – CC Bank R Bull CBBC Sep 2018 B	2017/08/09	2017/08/10
61736	J P Morgan SP BV – HSI R Bear CBBC Nov 2017 N	2017/08/09	2017/08/10
61735	SG Issuer – HKEX R Bull CBBC Dec 2017 G	2017/08/09	2017/08/10
61702	UBS AG – HKEX R Bull CBBC Sep 2018 B	2017/08/09	2017/08/10
61733	SG Issuer – HSI R Bull CBBC Nov 2018 T	2017/08/09	2017/08/10
69976	Macquarie Bank Ltd. – Tencent R Bear CBBC Mar 2018 B	2017/08/09	2017/08/10
68611	J P Morgan SP BV – Tencent R Bear CBBC Apr 2018 J	2017/08/09	2017/08/10
61541	BNP Paribas Issuance B.V. – Ch Life R Bull CBBC Aug 2018 C	2017/08/09	2017/08/10
61867	Credit Suisse AG – ABC R Bull CBBC Sep 2018 A	2017/08/09	2017/08/10

List of expired CBBC, 2017 (continued)

Code	CBBC	Last trading date	Delisted date
61853	Credit Suisse AG – CCB R Bull CBBC Sep 2018 C	2017/08/09	2017/08/10
61526	HK Bank – ABC R Bull CBBC Aug 2018 D	2017/08/09	2017/08/10
61838	Credit Suisse AG – CSOP A50 ETF R Bull CBBC Mar 2018 B	2017/08/09	2017/08/10
61530	HK Bank – HSCEI R Bull CBBC Mar 2018 B	2017/08/09	2017/08/10
61653	UBS AG – HSI R Bear CBBC Nov 2017 U	2017/08/09	2017/08/10
61825	Credit Suisse AG – HKEX R Bull CBBC Jun 2018 B	2017/08/09	2017/08/10
61582	Credit Suisse AG – HSI R Bear CBBC Dec 2017 D	2017/08/09	2017/08/10
61542	Goldman Sachs SP (Asia) – HSI R Bull CBBC Oct 2018 Q	2017/08/09	2017/08/10
61794	J P Morgan SP BV – BOCL R Bull CBBC Aug 2018 A	2017/08/09	2017/08/10
68125	Credit Suisse AG – Tencent R Bear CBBC Feb 2018 G	2017/08/09	2017/08/10
61546	Macquarie Bank Ltd. – HKEX R Bull CBBC Jun 2018 F	2017/08/09	2017/08/10
61900	SG Issuer – HSBC R Bull CBBC Jun 2018 E	2017/08/09	2017/08/10
61555	Credit Suisse AG – HSI R Bear CBBC Nov 2017 A	2017/08/09	2017/08/10
61245	J P Morgan SP BV – HSI R Bull CBBC Aug 2018 E	2017/08/10	2017/08/11
61729	UBS AG – HSI R Bull CBBC Sep 2018 M	2017/08/10	2017/08/11
61439	Haitong Int'l Sec – HSBC R Bull CBBC Jun 2018 D	2017/08/10	2017/08/11
68998	Credit Suisse AG – Ping An R Bull CBBC Mar 2018 E	2017/08/10	2017/08/11
61761	J P Morgan SP BV – HSI R Bull CBBC Dec 2018 A	2017/08/10	2017/08/11
61730	UBS AG – HSI R Bull CBBC Oct 2018 J	2017/08/10	2017/08/11
60899	BNP Paribas Issuance B.V. – HKEX R Bull CBBC Aug 2018 H	2017/08/10	2017/08/11
62051	J P Morgan SP BV – HSI R Bull CBBC Sep 2018 Z	2017/08/10	2017/08/11
62098	UBS AG – HSI R Bear CBBC Nov 2017 X	2017/08/10	2017/08/11
61251	Goldman Sachs SP (Asia) – HSI R Bull CBBC Sep 2018 T	2017/08/10	2017/08/11
68296	Macquarie Bank Ltd. – China Life R Bull CBBC Feb 2018 C	2017/08/10	2017/08/11
62081	Goldman Sachs SP (Asia) – HSI R Bull CBBC Oct 2018 R	2017/08/10	2017/08/11
61252	Goldman Sachs SP (Asia) – HSI R Bull CBBC Aug 2018 P	2017/08/10	2017/08/11
61759	J P Morgan SP BV – HSI R Bull CBBC Nov 2018 J	2017/08/10	2017/08/11
61235	UBS AG – HSI R Bull CBBC Nov 2018 J	2017/08/10	2017/08/11
61062	Bank of East Asia – Ping An R Bull CBBC Jun 2018 C	2017/08/10	2017/08/11
60954	J P Morgan SP BV – HKEX R Bull CBBC Jan 2018 E	2017/08/10	2017/08/11
68777	SG Issuer – HKEX R Bull CBBC Mar 2018 F	2017/08/10	2017/08/11
61511	HK Bank – BOCL R Bull CBBC Aug 2018 C	2017/08/10	2017/08/11
60953	J P Morgan SP BV – CC Bank R Bull CBBC Aug 2018 B	2017/08/10	2017/08/11
61539	BNP Paribas Issuance B.V. – HSI R Bull CBBC Sep 2018 X	2017/08/10	2017/08/11
67497	SG Issuer – China Life R Bull CBBC Mar 2018 B	2017/08/10	2017/08/11
68688	UBS AG – HKEX R Bull CBBC Sep 2018 A	2017/08/10	2017/08/11
60979	J P Morgan SP BV – HSI R Bull CBBC Sep 2018 X	2017/08/10	2017/08/11
68678	Macquarie Bank Ltd. – HKEX R Bull CBBC Mar 2018 C	2017/08/10	2017/08/11
68641	HK Bank – HKEX R Bull CBBC Jul 2018 M	2017/08/10	2017/08/11
61489	SG Issuer – HSCEI R Bull CBBC Dec 2018 G	2017/08/10	2017/08/11
68839	SG Issuer – HKEX R Bull CBBC Jun 2018 B	2017/08/10	2017/08/11
68854	BNP Paribas Issuance B.V. – HKEX R Bull CBBC Aug 2018 G	2017/08/10	2017/08/11
68894	Bank of East Asia – HKEX R Bull CBBC May 2018 D	2017/08/10	2017/08/11
61213	UBS AG – HSCEI R Bull CBBC Oct 2018 B	2017/08/10	2017/08/11
61720	UBS AG – Ping An R Bull CBBC May 2018 A	2017/08/10	2017/08/11
61891	SG Issuer – HSI R Bull CBBC Jan 2019 E	2017/08/10	2017/08/11
61450	Haitong Int'l Sec – HKEX R Bull CBBC Jun 2018 D	2017/08/10	2017/08/11
61705	UBS AG – HKEX R Bull CBBC Oct 2018 B	2017/08/10	2017/08/11
61899	SG Issuer – HKEX R Bull CBBC Mar 2018 H	2017/08/10	2017/08/11
62050	J P Morgan SP BV – ICBC R Bull CBBC Aug 2018 A	2017/08/10	2017/08/11
61518	HK Bank – HSI R Bull CBBC Mar 2018 K	2017/08/10	2017/08/11
62097	UBS AG – HSI R Bull CBBC Oct 2018 K	2017/08/10	2017/08/11
62061	J P Morgan SP BV – Tencent R Bear CBBC Feb 2018 I	2017/08/10	2017/08/11
61894	SG Issuer – HSI R Bull CBBC Jan 2019 F	2017/08/10	2017/08/11
68457	SG Issuer – CSA50 R Bull CBBC Feb 2018 E	2017/08/10	2017/08/11
62086	UBS AG – HSI R Bull CBBC Nov 2018 K	2017/08/10	2017/08/11
61081	Bank of East Asia – HKEX R Bull CBBC Jun 2018 B	2017/08/10	2017/08/11
61221	UBS AG – HSI R Bull CBBC Oct 2018 H	2017/08/10	2017/08/11
68887	Haitong Int'l Sec – HKEX R Bull CBBC Jun 2018 C	2017/08/10	2017/08/11
61958	HK Bank – HSI R Bear CBBC Mar 2018 S	2017/08/10	2017/08/11
69652	SG Issuer – ICBC R Bull CBBC Aug 2018 B	2017/08/10	2017/08/11
60257	Bank of East Asia – Lenovo R Bull CBBC May 2018 A	2017/08/10	2017/08/11
61966	HK Bank – Tencent R Bear CBBC Feb 2018 A	2017/08/10	2017/08/11
69648	SG Issuer – CCB R Bull CBBC Jul 2018 B	2017/08/10	2017/08/11
69642	SG Issuer – AIA R Bull CBBC Feb 2018 B	2017/08/10	2017/08/11
68999	HK Bank – Sands China R Bull CBBC Aug 2017 C	2017/08/10	2017/08/14
61986	Credit Suisse AG – HSI R Bull CBBC Sep 2018 A	2017/08/10	2017/08/11
66678	Bank of East Asia – PICC P&C R Bull CBBC Jun 2018 B	2017/08/10	2017/08/11
69001	HK Bank – ABC R Bull CBBC Aug 2017 C	2017/08/10	2017/08/14
60190	HK Bank – COVS R Bull CBBC Jul 2018 A	2017/08/10	2017/08/11
61956	Credit Suisse AG – HSCEI R Bull CBBC Apr 2018 F	2017/08/10	2017/08/11
60705	SG Issuer – Ping An R Bull CBBC Mar 2018 H	2017/08/10	2017/08/11
61284	SG Issuer – HSI R Bull CBBC Dec 2018 K	2017/08/10	2017/08/11
62049	J P Morgan SP BV – HSI R Bull CBBC Sep 2018 Y	2017/08/10	2017/08/11
69490	SG Issuer – HSBC R Bull CBBC Apr 2018 C	2017/08/10	2017/08/11
67869	HK Bank – China Mobile R Bear CBBC Apr 2018 B	2017/08/10	2017/08/11
60430	HK Bank – HKEX R Bull CBBC Jun 2018 F	2017/08/10	2017/08/11
60762	SG Issuer – HSI R Bull CBBC Nov 2018 R	2017/08/10	2017/08/11
69609	Credit Suisse AG – CCB R Bull CBBC Sep 2018 B	2017/08/10	2017/08/11
61985	Credit Suisse AG – HSI R Bull CBBC Apr 2018 S	2017/08/10	2017/08/11
69697	BNP Paribas Issuance B.V. – HSCEI R Bull CBBC Aug 2018 P	2017/08/10	2017/08/11
69683	BNP Paribas Issuance B.V. – HSBC R Bull CBBC Aug 2018 E	2017/08/10	2017/08/11
69750	HK Bank – CC Bank R Bull CBBC Aug 2018 D	2017/08/10	2017/08/11
60125	SG Issuer – HKEX R Bull CBBC Jan 2018 I	2017/08/10	2017/08/11
60088	Credit Suisse AG – HKEX R Bull CBBC Apr 2018 B	2017/08/10	2017/08/11
65401	SG Issuer – CMob R Bear CBBC Apr 2018 A	2017/08/10	2017/08/11
67062	Credit Suisse AG – China Mobile R Bear CBBC Dec 2017 B	2017/08/10	2017/08/11

List of expired CBBC, 2017 (continued)

Code	CBBC	Last trading date	Delisted date
60632	UBS AG – HSI R Bull CBBC Sep 2018 L	2017/08/10	2017/08/11
62108	SG Issuer – HSI R Bear CBBC Nov 2017 K	2017/08/10	2017/08/11
60824	HK Bank – HSI R Bull CBBC Apr 2018 V	2017/08/10	2017/08/11
60219	Credit Suisse AG – HKEX R Bull CBBC Feb 2018 A	2017/08/10	2017/08/11
60013	J P Morgan SP BV – HSBC R Bull CBBC Oct 2018 A	2017/08/10	2017/08/11
61329	Credit Suisse AG – HSI R Bull CBBC Sep 2018 Y	2017/08/10	2017/08/11
60141	SG Issuer – HKEX R Bull CBBC Feb 2018 G	2017/08/10	2017/08/11
60011	J P Morgan SP BV – HKEX R Bull CBBC Dec 2017 Q	2017/08/10	2017/08/11
60629	J P Morgan SP BV – HSI R Bull CBBC Oct 2018 S	2017/08/10	2017/08/11
61330	Credit Suisse AG – HSI R Bull CBBC Apr 2018 Q	2017/08/10	2017/08/11
60000	HK Bank – HKEX R Bull CBBC Jul 2018 N	2017/08/10	2017/08/11
61960	HK Bank – HSI R Bear CBBC Mar 2018 T	2017/08/10	2017/08/11
61997	Credit Suisse AG – HSI R Bear CBBC Dec 2017 N	2017/08/10	2017/08/11
62054	J P Morgan SP BV – HSI R Bear CBBC Nov 2017 P	2017/08/10	2017/08/11
61381	Credit Suisse AG – ICBC R Bull CBBC Mar 2018 B	2017/08/10	2017/08/11
60820	HK Bank – HSI R Bull CBBC Apr 2018 U	2017/08/10	2017/08/11
60503	BNP Paribas Issuance B.V. – HSI R Bull CBBC Sep 2018 U	2017/08/10	2017/08/11
60821	HK Bank – HSCEI R Bull CBBC Apr 2018 D	2017/08/10	2017/08/11
60515	BNP Paribas Issuance B.V. – Ping An R Bull CBBC Aug 2018 F	2017/08/10	2017/08/11
60801	BNP Paribas Issuance B.V. – HSI R Bull CBBC Sep 2018 V	2017/08/10	2017/08/11
69259	J P Morgan SP BV – HKEX R Bull CBBC Jan 2018 D	2017/08/10	2017/08/11
68299	HK Bank – SMIC R Bull CBBC Jul 2018 A	2017/08/10	2017/08/11
60804	BNP Paribas Issuance B.V. – HSI R Bull CBBC Sep 2018 W	2017/08/10	2017/08/11
69310	BNP Paribas Issuance B.V. – CSOP A50 ETF R Bull CBBC Jan 18E	2017/08/10	2017/08/11
69505	Credit Suisse AG – HSBC R Bull CBBC Feb 2018 D	2017/08/10	2017/08/11
60832	HK Bank – HSI R Bull CBBC Apr 2018 W	2017/08/10	2017/08/11
60445	Goldman Sachs SP (Asia) – HSI R Bull CBBC Oct 2018 O	2017/08/10	2017/08/11
68077	Bank of East Asia – China Mobile R Bear CBBC Mar 2018 A	2017/08/10	2017/08/11
61935	Credit Suisse AG – HSI R Bull CBBC Sep 2018 Z	2017/08/10	2017/08/11
60778	Macquarie Bank Ltd. – HKEX R Bull CBBC Jun 2018 D	2017/08/10	2017/08/11
60551	Credit Suisse AG – HSI R Bull CBBC Apr 2018 O	2017/08/10	2017/08/11
61367	Credit Suisse AG – HSCEI R Bull CBBC Apr 2018 D	2017/08/10	2017/08/11
62112	SG Issuer – HSI R Bear CBBC Dec 2017 D	2017/08/10	2017/08/11
61281	SG Issuer – HSI R Bull CBBC Nov 2018 S	2017/08/10	2017/08/11
60864	HK Bank – AIA R Bull CBBC Jul 2018 C	2017/08/10	2017/08/11
69321	HK Bank – Ping An R Bull CBBC Mar 2018 D	2017/08/10	2017/08/11
60880	Macquarie Bank Ltd. – HKEX R Bull CBBC Jun 2018 E	2017/08/10	2017/08/11
61936	Credit Suisse AG – HSI R Bull CBBC Mar 2018 T	2017/08/10	2017/08/11
62120	SG Issuer – HSI R Bull CBBC Dec 2018 L	2017/08/10	2017/08/11
69966	UBS AG – HSI R Bull CBBC Oct 2018 F	2017/08/11	2017/08/14
68399	SG Issuer – ICBC R Bull CBBC Apr 2018 A	2017/08/11	2017/08/14
69968	UBS AG – HSI R Bull CBBC Sep 2018 K	2017/08/11	2017/08/14
69736	J P Morgan SP BV – China Life R Bull CBBC Apr 2018 A	2017/08/11	2017/08/14
60630	J P Morgan SP BV – HSI R Bull CBBC Nov 2018 H	2017/08/11	2017/08/14
61868	Credit Suisse AG – ABC R Bull CBBC Sep 2018 B	2017/08/11	2017/08/14
68383	J P Morgan SP BV – CSOP A50 ETF R Bull CBBC Oct 2018 A	2017/08/11	2017/08/14
68084	SG Issuer – HKEX R Bull CBBC Feb 2018 F	2017/08/11	2017/08/14
62161	Credit Suisse AG – ICBC R Bull CBBC Sep 2018 A	2017/08/11	2017/08/14
63095	J P Morgan SP BV – China Life R Bull CBBC Aug 2017 A	2017/08/11	2017/08/14
61283	HK Bank – Sinopec Corp R Bear CBBC Aug 2017 A	2017/08/11	2017/08/15
60561	Credit Suisse AG – Tencent R Bull CBBC Apr 2018 F	2017/08/11	2017/08/14
69751	HK Bank – ICBC R Bull CBBC Aug 2018 B	2017/08/11	2017/08/14
68469	BNP Paribas Issuance B.V. – HSCEI R Bull CBBC Aug 2018 N	2017/08/11	2017/08/14
69766	BNP Paribas Issuance B.V. – HSI R Bull CBBC Sep 2018 Q	2017/08/11	2017/08/14
60546	Credit Suisse AG – HSI R Bull CBBC Mar 2018 S	2017/08/11	2017/08/14
69887	BNP Paribas Issuance B.V. – HSI R Bull CBBC Sep 2018 S	2017/08/11	2017/08/14
69785	HK Bank – HSI R Bull CBBC Apr 2018 R	2017/08/11	2017/08/14
69894	UBS AG – CC Bank R Bull CBBC Jul 2018 B	2017/08/11	2017/08/14
61191	UBS AG – Tencent R Bull CBBC Jan 2018 F	2017/08/11	2017/08/14
69814	HK Bank – HSI R Bull CBBC Apr 2018 S	2017/08/11	2017/08/14
68086	SG Issuer – HKEX R Bull CBBC Apr 2018 C	2017/08/11	2017/08/14
60523	Credit Suisse AG – HSI R Bull CBBC Sep 2018 X	2017/08/11	2017/08/14
69888	Goldman Sachs SP (Asia) – HSI R Bull CBBC Aug 2018 I	2017/08/11	2017/08/14
69890	Goldman Sachs SP (Asia) – HSI R Bull CBBC Sep 2018 R	2017/08/11	2017/08/14
69784	BNP Paribas Issuance B.V. – HSI R Bull CBBC Sep 2018 R	2017/08/11	2017/08/14
68137	Bank of East Asia – Ping An R Bull CBBC May 2018 B	2017/08/11	2017/08/14
68235	SG Issuer – HSCEI R Bull CBBC Nov 2018 I	2017/08/11	2017/08/14
60635	UBS AG – HSI R Bull CBBC Nov 2018 H	2017/08/11	2017/08/14
61249	Goldman Sachs SP (Asia) – HSI R Bull CBBC Oct 2018 P	2017/08/11	2017/08/14
68134	Credit Suisse AG – HSCEI R Bull CBBC Apr 2018 A	2017/08/11	2017/08/14
60377	HK Bank – Tencent R Bull CBBC Feb 2018 F	2017/08/11	2017/08/14
60411	Bank of East Asia – Tencent R Bull CBBC Jun 2018 J	2017/08/11	2017/08/14
60627	J P Morgan SP BV – Ping An R Bull CBBC May 2018 D	2017/08/11	2017/08/14
60423	Bank of East Asia – Tencent R Bull CBBC Jun 2018 K	2017/08/11	2017/08/14
60315	J P Morgan SP BV – HSI R Bull CBBC Oct 2018 R	2017/08/11	2017/08/14
68211	J P Morgan SP BV – HKEX R Bull CBBC Jan 2018 C	2017/08/11	2017/08/14
67986	HK Bank – CSOP A50 ETF R Bull CBBC Mar 2018 D	2017/08/11	2017/08/14
67973	BNP Paribas Issuance B.V. – Ch Life R Bull CBBC Aug 2018 B	2017/08/11	2017/08/14
60433	HK Bank – Tencent R Bull CBBC Jan 2018 T	2017/08/11	2017/08/14
68966	Credit Suisse AG – Tencent R Bull CBBC Aug 2017 C	2017/08/11	2017/08/15
60442	Goldman Sachs SP (Asia) – HSI R Bull CBBC Sep 2018 S	2017/08/11	2017/08/14
67981	HK Bank – HSCEI R Bull CBBC Mar 2018 A	2017/08/11	2017/08/14
67942	BNP Paribas Issuance B.V. – HSCEI R Bull CBBC Aug 2018 M	2017/08/11	2017/08/14
62153	Credit Suisse AG – HSI R Bull CBBC Apr 2018 T	2017/08/11	2017/08/14
61223	UBS AG – HSI R Bull CBBC Nov 2018 I	2017/08/11	2017/08/14
60204	Credit Suisse AG – HSI R Bull CBBC Sep 2018 W	2017/08/11	2017/08/14
68036	HK Bank – HKEX R Bull CBBC Jul 2018 L	2017/08/11	2017/08/14

List of expired CBBC, 2017 (continued)

Code	CBBC	Last trading date	Delisted date
60343	SG Issuer – HSI R Bull CBBC Dec 2018 I	2017/08/11	2017/08/14
61872	SG Issuer – HSI R Bull CBBC Sep 2018 U	2017/08/11	2017/08/14
68146	Bank of East Asia – HKEX R Bull CBBC May 2018 B	2017/08/11	2017/08/14
68320	Credit Suisse AG – HKEX R Bull CBBC Mar 2018 D	2017/08/11	2017/08/14
61869	Credit Suisse AG – Galaxy Ent R Bull CBBC Mar 2018 G	2017/08/11	2017/08/14
60243	Credit Suisse AG – HSI R Bull CBBC Mar 2018 R	2017/08/11	2017/08/14
60325	J P Morgan SP BV – HSI R Bull CBBC Nov 2018 G	2017/08/11	2017/08/14
67482	J P Morgan SP BV – Ping An R Bull CBBC Aug 2017 A	2017/08/11	2017/08/14
60291	UBS AG – HSI R Bull CBBC Nov 2018 G	2017/08/11	2017/08/14
60493	BNP Paribas Issuance B.V. – HSI R Bull CBBC Sep 2018 T	2017/08/11	2017/08/14
62069	J P Morgan SP BV – CUni R Bull CBBC Jul 2018 B	2017/08/11	2017/08/14
60295	UBS AG – HSI R Bull CBBC Aug 2018 D	2017/08/11	2017/08/14
62159	Credit Suisse AG – CUni R Bull CBBC Jun 2018 A	2017/08/11	2017/08/14
68041	HK Bank – HKEX R Bull CBBC Jun 2018 D	2017/08/11	2017/08/14
60626	J P Morgan SP BV – Tencent R Bull CBBC Feb 2018 E	2017/08/11	2017/08/14
60710	SG Issuer – Tencent R Bull CBBC Jan 2018 Q	2017/08/11	2017/08/14
68831	SG Issuer – ABC R Bull CBBC Aug 2018 A	2017/08/11	2017/08/14
68826	Credit Suisse AG – HSBC R Bull CBBC Feb 2018 C	2017/08/11	2017/08/14
60765	SG Issuer – HSI R Bull CBBC Jan 2019 C	2017/08/11	2017/08/14
60764	SG Issuer – HSI R Bull CBBC Dec 2018 J	2017/08/11	2017/08/14
68814	Credit Suisse AG – ICBC R Bull CBBC Feb 2018 C	2017/08/11	2017/08/14
68803	Credit Suisse AG – AIA R Bull CBBC Feb 2018 A	2017/08/11	2017/08/14
69489	UBS AG – HSBC R Bull CBBC Jun 2018 D	2017/08/11	2017/08/14
60968	J P Morgan SP BV – Tencent R Bull CBBC Dec 2017 B	2017/08/11	2017/08/14
62185	Bank of East Asia – BOCL R Bull CBBC Jun 2018 A	2017/08/11	2017/08/14
60943	SG Issuer – Tencent R Bull CBBC Feb 2018 P	2017/08/11	2017/08/14
69607	Credit Suisse AG – HSI R Bull CBBC Apr 2018 M	2017/08/11	2017/08/14
68764	J P Morgan SP BV – HSBC R Bull CBBC Aug 2018 B	2017/08/11	2017/08/14
69613	Credit Suisse AG – Sinopec Corp R Bull CBBC Feb 2018 A	2017/08/11	2017/08/14
69622	UBS AG – HSI R Bull CBBC Nov 2018 F	2017/08/11	2017/08/14
69636	J P Morgan SP BV – BOCL R Bull CBBC Jul 2018 B	2017/08/11	2017/08/14
69975	J P Morgan SP BV – Tencent R Bull CBBC Aug 2017 A	2017/08/11	2017/08/14
69731	HK Bank – PetCh R Bull CBBC Aug 2018 C	2017/08/11	2017/08/14
69637	J P Morgan SP BV – HSI R Bull CBBC Nov 2018 E	2017/08/11	2017/08/14
61294	SG Issuer – HSI R Bull CBBC Jan 2019 D	2017/08/11	2017/08/14
63168	J P Morgan SP BV – Ping An R Bull CBBC Aug 2017 C	2017/08/11	2017/08/14
60902	BNP Paribas Issuance B.V. – Tencent R Bull CBBC Aug 2018 F	2017/08/11	2017/08/14
62210	UBS AG – HSBC R Bull CBBC May 2018 B	2017/08/11	2017/08/14
69076	SG Issuer – Galaxy R Bull CBBC Mar 2018 C	2017/08/11	2017/08/14
60853	HK Bank – Tencent R Bull CBBC Mar 2018 W	2017/08/11	2017/08/14
60569	Credit Suisse AG – BOCL R Bull CBBC May 2018 B	2017/08/11	2017/08/14
60816	HK Bank – HSI R Bull CBBC Apr 2018 T	2017/08/11	2017/08/14
62207	UBS AG – CUni R Bull CBBC Feb 2018 A	2017/08/11	2017/08/14
69162	UBS AG – HSCEI R Bull CBBC Aug 2018 D	2017/08/11	2017/08/14
67358	UBS AG – China Life R Bull CBBC Aug 2018 A	2017/08/11	2017/08/14
68980	Credit Suisse AG – Sands China R Bull CBBC Jun 2018 A	2017/08/11	2017/08/14
68835	SG Issuer – CCB R Bull CBBC Aug 2018 B	2017/08/11	2017/08/14
66884	Macquarie Bank Ltd. – China Life R Bull CBBC Feb 2018 A	2017/08/11	2017/08/14
68971	Credit Suisse AG – HKEX R Bull CBBC Mar 2018 E	2017/08/11	2017/08/14
69252	SG Issuer – HSBC R Bull CBBC Mar 2018 H	2017/08/11	2017/08/14
62134	HK Bank – ICBC R Bull CBBC Aug 2018 C	2017/08/11	2017/08/14
60385	HK Bank – CC Bank R Bull CBBC Aug 2017 D	2017/08/11	2017/08/15
60942	SG Issuer – Tencent R Bull CBBC Jan 2018 R	2017/08/11	2017/08/14
69364	Bank of East Asia – Galaxy Ent R Bull CBBC Apr 2018 C	2017/08/11	2017/08/14
68752	J P Morgan SP BV – CC Bank R Bull CBBC Jul 2018 B	2017/08/11	2017/08/14
61354	J P Morgan SP BV – HSI R Bull CBBC Aug 2017 D	2017/08/11	2017/08/14
61897	SG Issuer – CKH R Bull CBBC Feb 2018 A	2017/08/11	2017/08/14
66055	SG Issuer – PICC P&C R Bull CBBC Mar 2018 A	2017/08/11	2017/08/14
61001	Bank of East Asia – Tencent R Bull CBBC Jun 2018 L	2017/08/11	2017/08/14
60015	J P Morgan SP BV – HSI R Bull CBBC Nov 2018 F	2017/08/11	2017/08/14
62164	J P Morgan SP BV – HSI R Bull CBBC Dec 2018 B	2017/08/11	2017/08/14
61326	Credit Suisse AG – HSI R Bull CBBC Apr 2018 P	2017/08/11	2017/08/14
62152	Credit Suisse AG – HSI R Bull CBBC Sep 2018 B	2017/08/11	2017/08/14
69065	J P Morgan SP BV – HKEX R Bull CBBC Feb 2018 D	2017/08/11	2017/08/14
68620	J P Morgan SP BV – ICBC R Bull CBBC May 2018 A	2017/08/11	2017/08/14
60039	SG Issuer – HSI R Bull CBBC Nov 2018 Q	2017/08/11	2017/08/14
60014	J P Morgan SP BV – HSI R Bull CBBC Oct 2018 Q	2017/08/11	2017/08/14
60040	SG Issuer – HSI R Bull CBBC Dec 2018 H	2017/08/11	2017/08/14
60049	Credit Suisse AG – HSI R Bull CBBC Apr 2018 N	2017/08/11	2017/08/14
60051	Credit Suisse AG – HSI R Bull CBBC Sep 2018 V	2017/08/11	2017/08/14
60068	Credit Suisse AG – HSBC R Bull CBBC Jan 2018 I	2017/08/11	2017/08/14
60105	SG Issuer – BOCL R Bull CBBC Jul 2018 A	2017/08/11	2017/08/14
60116	SG Issuer – COVS R Bull CBBC Mar 2018 A	2017/08/11	2017/08/14
61312	Credit Suisse AG – Tencent R Bull CBBC Jun 2018 A	2017/08/11	2017/08/14
60652	UBS AG – HSI R Bull CBBC Oct 2018 G	2017/08/11	2017/08/14
60682	UBS AG – Tencent R Bull CBBC Apr 2018 A	2017/08/11	2017/08/14
60985	J P Morgan SP BV – HSI R Bull CBBC Nov 2018 I	2017/08/11	2017/08/14
64040	UBS AG – Ping An R Bull CBBC Aug 2017 A	2017/08/11	2017/08/15
65874	HK Bank – China Life R Bull CBBC Mar 2018 A	2017/08/11	2017/08/14
67670	HK Bank – Sinopec Corp R Bull CBBC Mar 2018 B	2017/08/11	2017/08/14
68628	J P Morgan SP BV – HSCEI R Bull CBBC Oct 2018 A	2017/08/11	2017/08/14
69679	SG Issuer – HSI R Bull CBBC Nov 2018 N	2017/08/11	2017/08/14
68676	Macquarie Bank Ltd. – HKEX R Bull CBBC Jun 2018 C	2017/08/11	2017/08/14
61550	Macquarie Bank Ltd. – Tencent R Bull CBBC Mar 2018 C	2017/08/11	2017/08/14
61968	HK Bank – China Shenhua R Bull CBBC Aug 2018 B	2017/08/11	2017/08/14
69681	Goldman Sachs SP (Asia) – HSI R Bull CBBC Oct 2018 N	2017/08/11	2017/08/14
60003	HK Bank – HSI R Bull CBBC Mar 2018 J	2017/08/11	2017/08/14

List of expired CBBC, 2017 (continued)

Code	CBBC	Last trading date	Delisted date
68681	UBS AG – HKEX R Bull CBBC Oct 2018 A	2017/08/11	2017/08/14
62182	Bank of East Asia – HKEX R Bull CBBC Jun 2018 D	2017/08/11	2017/08/14
60981	J P Morgan SP BV – HSI R Bull CBBC Oct 2018 T	2017/08/11	2017/08/14
67516	SG Issuer – Ping An R Bull CBBC Mar 2018 D	2017/08/11	2017/08/14
62417	SG Issuer – Tencent R Bull CBBC Feb 2018 Q	2017/08/14	2017/08/15
62411	SG Issuer – BOCL R Bull CBBC Aug 2018 B	2017/08/14	2017/08/15
62415	SG Issuer – CCB R Bull CBBC Aug 2018 C	2017/08/14	2017/08/15
62344	UBS AG – Tencent R Bull CBBC Mar 2018 E	2017/08/14	2017/08/15
62416	SG Issuer – ICBC R Bull CBBC Aug 2018 C	2017/08/14	2017/08/15
62375	Credit Suisse AG – HSI R Bull CBBC Mar 2018 U	2017/08/14	2017/08/15
62355	Credit Suisse AG – HSBC R Bull CBBC Feb 2018 F	2017/08/14	2017/08/15
62374	Credit Suisse AG – Ping An R Bull CBBC Apr 2018 A	2017/08/14	2017/08/15
62393	J P Morgan SP BV – Tencent R Bull CBBC Dec 2017 C	2017/08/14	2017/08/15
62408	SG Issuer – HSI R Bull CBBC Dec 2018 M	2017/08/14	2017/08/15
67614	SG Issuer – CUni R Bear CBBC Feb 2018 A	2017/08/14	2017/08/15
62389	Credit Suisse AG – Tencent R Bull CBBC Jun 2018 B	2017/08/14	2017/08/15
62314	Goldman Sachs SP (Asia) – HSI R Bull CBBC Oct 2018 S	2017/08/14	2017/08/15
69292	Credit Suisse AG – Lenovo R Bull CBBC Jan 2018 A	2017/08/14	2017/08/15
62274	HK Bank – Tencent R Bull CBBC Apr 2018 Y	2017/08/14	2017/08/15
62287	Bank of East Asia – Tencent R Bull CBBC Jun 2018 N	2017/08/14	2017/08/15
62312	BNP Paribas Issuance B.V. – Tencent R Bull CBBC Aug 2018 J	2017/08/14	2017/08/15
62272	HK Bank – Tencent R Bull CBBC Apr 2018 X	2017/08/14	2017/08/15
62298	SG Issuer – Ping An R Bull CBBC Feb 2018 E	2017/08/14	2017/08/15
62283	Bank of East Asia – HSBC Holdings R Bull CBBC Feb 2018 B	2017/08/14	2017/08/15
62231	Haitong Int'l Sec – ICBC R Bull CBBC Jul 2018 B	2017/08/14	2017/08/15
62318	HK Bank – Tencent R Bull CBBC Feb 2018 H	2017/08/14	2017/08/15
62338	UBS AG – HSI R Bull CBBC Sep 2018 O	2017/08/14	2017/08/15
62489	Bank of East Asia – Tencent R Bull CBBC Jun 2018 P	2017/08/15	2017/08/16
62727	Credit Suisse AG – HSI R Bull CBBC Apr 2018 U	2017/08/15	2017/08/16
62556	Goldman Sachs SP (Asia) – HSI R Bull CBBC Oct 2018 T	2017/08/15	2017/08/16
62640	SG Issuer – HSI R Bull CBBC Nov 2018 U	2017/08/15	2017/08/16
61533	HK Bank – Galaxy Ent R Bull CBBC Aug 2017 A	2017/08/15	2017/08/17
62515	BNP Paribas Issuance B.V. – HSCEI R Bull CBBC Aug 2018 R	2017/08/15	2017/08/16
60148	Haitong Int'l Sec – Lenovo R Bull CBBC Aug 2018 A	2017/08/15	2017/08/16
62435	HK Bank – Galaxy Ent R Bull CBBC Mar 2018 D	2017/08/15	2017/08/16
62526	Macquarie Bank Ltd. – Tencent R Bull CBBC Mar 2018 D	2017/08/15	2017/08/16
69650	SG Issuer – CNOOC R Bull CBBC Jul 2018 A	2017/08/15	2017/08/16
62589	UBS AG – Tencent R Bull CBBC Feb 2018 H	2017/08/15	2017/08/16
69740	HK Bank – CNOOC R Bull CBBC Aug 2018 A	2017/08/15	2017/08/16
62586	UBS AG – HSI R Bull CBBC Sep 2018 P	2017/08/15	2017/08/16
62466	HK Bank – HSI R Bull CBBC Apr 2018 X	2017/08/15	2017/08/16
62767	Credit Suisse AG – Geely Auto R Bull CBBC Feb 2018 F	2017/08/15	2017/08/16
62508	BNP Paribas Issuance B.V. – Tencent R Bull CBBC Aug 2018 K	2017/08/15	2017/08/16
62300	SG Issuer – Tencent R Bear CBBC Feb 2018 E	2017/08/15	2017/08/16
62557	Goldman Sachs SP (Asia) – HSI R Bull CBBC Oct 2018 U	2017/08/15	2017/08/16
62683	J P Morgan SP BV – HKEX R Bull CBBC Dec 2017 S	2017/08/15	2017/08/16
62674	J P Morgan SP BV – Tencent R Bull CBBC Jan 2018 I	2017/08/15	2017/08/16
62750	Credit Suisse AG – Tencent R Bull CBBC Jun 2018 C	2017/08/15	2017/08/16
60236	SG Issuer – CP&CC R Bull CBBC Nov 2017 A	2017/08/15	2017/08/16
62459	HK Bank – HKEX R Bull CBBC Mar 2018 I	2017/08/15	2017/08/16
62670	SG Issuer – Tencent R Bull CBBC Feb 2018 R	2017/08/15	2017/08/16
62427	HK Bank – Tencent R Bull CBBC Mar 2018 X	2017/08/15	2017/08/16
62665	SG Issuer – Tencent R Bull CBBC Dec 2017 L	2017/08/15	2017/08/16
62660	SG Issuer – HKEX R Bull CBBC Feb 2018 H	2017/08/15	2017/08/16
62646	SG Issuer – China Life R Bull CBBC Apr 2018 C	2017/08/15	2017/08/16
62432	HK Bank – Tencent R Bull CBBC Mar 2018 Y	2017/08/15	2017/08/16
62641	SG Issuer – HSI R Bull CBBC Dec 2018 N	2017/08/15	2017/08/16
62658	SG Issuer – HKEX R Bull CBBC Jan 2018 J	2017/08/15	2017/08/16
62426	HK Bank – Tencent R Bull CBBC Apr 2018 Z	2017/08/15	2017/08/16
62425	SG Issuer – HSI R Bull CBBC Dec 2018 D	2017/08/15	2017/08/16
62421	BNP Paribas Issuance B.V. – HSI R Bull CBBC Sep 2018 Y	2017/08/15	2017/08/16
62716	J P Morgan SP BV – HSI R Bull CBBC Oct 2018 V	2017/08/15	2017/08/16
62483	Bank of East Asia – Tencent R Bull CBBC Jun 2018 O	2017/08/15	2017/08/16
62647	SG Issuer – Galaxy R Bull CBBC Mar 2018 E	2017/08/15	2017/08/16
62590	UBS AG – Tencent R Bull CBBC Feb 2018 I	2017/08/15	2017/08/16
62816	HK Bank – Tencent R Bull CBBC Mar 2018 Z	2017/08/16	2017/08/17
62952	J P Morgan SP BV – Tencent R Bull CBBC Dec 2017 E	2017/08/16	2017/08/17
62818	Goldman Sachs SP (Asia) – HSI R Bull CBBC Oct 2018 V	2017/08/16	2017/08/17
62809	SG Issuer – Tencent R Bull CBBC Jan 2018 S	2017/08/16	2017/08/17
62874	Credit Suisse AG – HSI R Bull CBBC Sep 2018 C	2017/08/16	2017/08/17
62934	SG Issuer – HSBC R Bull CBBC Jun 2018 F	2017/08/16	2017/08/17
62927	J P Morgan SP BV – HSI R Bull CBBC Dec 2018 C	2017/08/16	2017/08/17
62923	J P Morgan SP BV – HSI R Bull CBBC Nov 2018 K	2017/08/16	2017/08/17
62799	Macquarie Bank Ltd. – Tencent R Bull CBBC Mar 2018 E	2017/08/16	2017/08/17
62922	BNP Paribas Issuance B.V. – Tencent R Bull CBBC Aug 2018 L	2017/08/16	2017/08/17
62951	SG Issuer – HSI R Bull CBBC Jan 2019 I	2017/08/16	2017/08/17
60712	Credit Suisse AG – CUni R Bull CBBC Aug 2017 A	2017/08/16	2017/08/18
62653	SG Issuer – Geely Auto R Bull CBBC Feb 2018 D	2017/08/16	2017/08/17
62824	UBS AG – HSI R Bull CBBC Oct 2018 L	2017/08/16	2017/08/17
62872	Credit Suisse AG – HSI R Bull CBBC Apr 2018 V	2017/08/16	2017/08/17
62777	BNP Paribas Issuance B.V. – HSI R Bull CBBC Sep 2018 Z	2017/08/16	2017/08/17
62437	HK Bank – Geely Auto R Bull CBBC Mar 2018 B	2017/08/16	2017/08/17
62838	UBS AG – HSI R Bull CBBC Oct 2018 M	2017/08/16	2017/08/17
62792	HK Bank – Ping An R Bull CBBC Mar 2018 E	2017/08/16	2017/08/17
62954	J P Morgan SP BV – Tencent R Bull CBBC Dec 2017 D	2017/08/16	2017/08/17
63266	Haitong Int'l Sec – China Mobile R Bear CBBC Aug 2017 A	2017/08/16	2017/08/18
62961	BNP Paribas Issuance B.V. – HSI R Bull CBBC Sep 2018 U	2017/08/17	2017/08/18

List of expired CBBC, 2017 (continued)

Code	CBBC	Last trading date	Delisted date
63065	HK Bank – HSI R Bear CBBC Mar 2018 Y	2017/08/17	2017/08/18
62989	SG Issuer – HKEX R Bull CBBC Feb 2018 I	2017/08/17	2017/08/18
63128	HK Bank – HKEX R Bull CBBC Jun 2018 G	2017/08/17	2017/08/18
60881	Macquarie Bank Ltd. – Tencent R Bear CBBC Mar 2018 C	2017/08/17	2017/08/18
63150	Credit Suisse AG – HSI R Bull CBBC Sep 2018 D	2017/08/17	2017/08/18
63068	Bank of East Asia – HKEX R Bull CBBC Jun 2018 E	2017/08/17	2017/08/18
69195	HK Bank – Tencent R Bear CBBC Aug 2018 D	2017/08/17	2017/08/18
62999	SG Issuer – HSBC R Bull CBBC Apr 2018 D	2017/08/17	2017/08/18
62962	BNP Paribas Issuance B.V. – HKEX R Bull CBBC Aug 2018 I	2017/08/17	2017/08/18
69453	Credit Suisse AG – Tencent R Bear CBBC Feb 2018 J	2017/08/17	2017/08/18
60619	J P Morgan SP BV – ABC R Bull CBBC Aug 2017 A	2017/08/17	2017/08/21
65591	J P Morgan SP BV – CUni R Bull CBBC Aug 2017 A	2017/08/17	2017/08/21
69282	BNP Paribas Issuance B.V. – Tencent R Bear CBBC Apr 2018 W	2017/08/17	2017/08/18
69525	J P Morgan SP BV – Tencent R Bear CBBC Jun 2018 D	2017/08/17	2017/08/18
61014	J P Morgan SP BV – A50 China R Bull CBBC Aug 2017 A	2017/08/17	2017/08/21
63231	SG Issuer – AIA R Bull CBBC Mar 2018 B	2017/08/17	2017/08/18
63089	J P Morgan SP BV – HSI R Bear CBBC Nov 2017 T	2017/08/17	2017/08/18
65431	J P Morgan SP BV – Sands China R Bull CBBC Aug 2017 A	2017/08/17	2017/08/21
63216	SG Issuer – HSI R Bear CBBC Dec 2017 J	2017/08/17	2017/08/18
63117	UBS AG – HSI R Bear CBBC Nov 2017 N	2017/08/17	2017/08/18
63219	SG Issuer – HSI R Bull CBBC Nov 2018 T	2017/08/17	2017/08/18
63218	SG Issuer – HSI R Bear CBBC Jan 2018 L	2017/08/17	2017/08/18
63081	J P Morgan SP BV – HSI R Bull CBBC Nov 2018 L	2017/08/17	2017/08/18
69062	J P Morgan SP BV – Tencent R Bear CBBC Apr 2018 L	2017/08/17	2017/08/18
68665	Haitong Int'l Sec – CC Bank R Bull CBBC Aug 2017 A	2017/08/17	2017/08/21
63090	J P Morgan SP BV – HSI R Bear CBBC Nov 2017 U	2017/08/17	2017/08/18
63080	J P Morgan SP BV – HSI R Bull CBBC Oct 2018 W	2017/08/17	2017/08/18
63155	Credit Suisse AG – HSI R Bear CBBC Nov 2017 Q	2017/08/17	2017/08/18
63078	Goldman Sachs SP (Asia) – HSCEI R Bull CBBC Aug 2018 B	2017/08/17	2017/08/18
62286	Bank of East Asia – Tencent R Bear CBBC Apr 2018 F	2017/08/17	2017/08/18
63021	BNP Paribas Issuance B.V. – HSI R Bear CBBC Feb 2018 R	2017/08/17	2017/08/18
63110	UBS AG – HSI R Bull CBBC Oct 2018 N	2017/08/17	2017/08/18
68596	Credit Suisse AG – Tencent R Bear CBBC Feb 2018 H	2017/08/17	2017/08/18
63035	BNP Paribas Issuance B.V. – HSI R Bear CBBC Feb 2018 U	2017/08/17	2017/08/18
69998	HK Bank – Tencent R Bear CBBC Aug 2018 E	2017/08/17	2017/08/18
63092	J P Morgan SP BV – Tencent R Bear CBBC Dec 2017 G	2017/08/17	2017/08/18
63064	HK Bank – HSI R Bear CBBC Mar 2018 X	2017/08/17	2017/08/18
63109	UBS AG – HSI R Bull CBBC Nov 2018 M	2017/08/17	2017/08/18
67461	J P Morgan SP BV – Lenovo R Bull CBBC Aug 2017 A	2017/08/17	2017/08/21
63037	BNP Paribas Issuance B.V. – HSI R Bear CBBC Feb 2018 P	2017/08/17	2017/08/18
63250	SG Issuer – Sands R Bull CBBC Jul 2018 B	2017/08/17	2017/08/18
63103	UBS AG – HSI R Bull CBBC Nov 2018 L	2017/08/17	2017/08/18
63156	Credit Suisse AG – HSI R Bear CBBC Dec 2017 X	2017/08/17	2017/08/18
63185	Credit Suisse AG – China Mobile R Bull CBBC Oct 2018 B	2017/08/17	2017/08/18
68554	SG Issuer – Tencent R Bear CBBC Jul 2018 A	2017/08/17	2017/08/18
63044	BNP Paribas Issuance B.V. – Tencent R Bear CBBC Apr 2018 D	2017/08/17	2017/08/18
62979	Goldman Sachs SP (Asia) – HSI R Bull CBBC Nov 2018 A	2017/08/17	2017/08/18
62977	BNP Paribas Issuance B.V. – HSCEI R Bull CBBC Aug 2018 S	2017/08/17	2017/08/18
63045	Goldman Sachs SP (Asia) – HSI R Bear CBBC Nov 2017 H	2017/08/17	2017/08/18
63147	Credit Suisse AG – HSI R Bull CBBC Apr 2018 X	2017/08/17	2017/08/18
62909	Credit Suisse AG – Tencent R Bear CBBC Apr 2018 F	2017/08/17	2017/08/18
63138	HK Bank – HKEX R Bull CBBC Jul 2018 O	2017/08/17	2017/08/18
63142	Credit Suisse AG – HSI R Bull CBBC Apr 2018 W	2017/08/17	2017/08/18
63049	Goldman Sachs SP (Asia) – HSI R Bear CBBC Nov 2017 W	2017/08/17	2017/08/18
63122	UBS AG – HSI R Bear CBBC Nov 2017 O	2017/08/17	2017/08/18
63058	HK Bank – HSI R Bear CBBC Mar 2018 W	2017/08/17	2017/08/18
62326	UBS AG – HSI R Bear CBBC Nov 2017 F	2017/08/17	2017/08/18
61544	J P Morgan SP BV – Tencent R Bull CBBC Aug 2017 B	2017/08/17	2017/08/21
63177	Credit Suisse AG – HSBC R Bull CBBC Mar 2018 C	2017/08/17	2017/08/18
62980	Goldman Sachs SP (Asia) – HSI R Bull CBBC Nov 2018 B	2017/08/17	2017/08/18
62992	SG Issuer – HKEX R Bull CBBC Mar 2018 I	2017/08/17	2017/08/18
62965	BNP Paribas Issuance B.V. – HSBC R Bull CBBC Aug 2018 F	2017/08/17	2017/08/18
63232	SG Issuer – China Life R Bull CBBC Mar 2018 C	2017/08/17	2017/08/18
63242	SG Issuer – CMob R Bull CBBC Mar 2018 B	2017/08/17	2017/08/18
61466	Haitong Int'l Sec – Tencent R Bear CBBC Apr 2018 D	2017/08/17	2017/08/18
62793	HK Bank – Tencent R Bear CBBC Mar 2018 F	2017/08/17	2017/08/18
62960	BNP Paribas Issuance B.V. – HSI R Bull CBBC Sep 2018 B	2017/08/17	2017/08/18
60514	BNP Paribas Issuance B.V. – Tencent R Bear CBBC Apr 2018 X	2017/08/17	2017/08/18
62801	Macquarie Bank Ltd. – Tencent R Bear CBBC Mar 2018 F	2017/08/17	2017/08/18
62806	BNP Paribas Issuance B.V. – Tencent R Bear CBBC Apr 2018 B	2017/08/17	2017/08/18
61554	Macquarie Bank Ltd. – Tencent R Bear CBBC Mar 2018 D	2017/08/17	2017/08/18
63227	SG Issuer – HSI R Bull CBBC Dec 2018 P	2017/08/17	2017/08/18
69614	Credit Suisse AG – Sinopec Corp R Bull CBBC Feb 2018 B	2017/08/17	2017/08/18
67204	J P Morgan SP BV – CC Bank R Bull CBBC Aug 2017 A	2017/08/17	2017/08/21
68781	SG Issuer – PetroChina R Bull CBBC Apr 2018 A	2017/08/17	2017/08/18
63326	SG Issuer – HSI R Bull CBBC Mar 2019 A	2017/08/18	2017/08/21
68191	HK Bank – Tencent R Bull CBBC Aug 2017 M	2017/08/18	2017/08/22
60232	Credit Suisse AG – Lenovo R Bull CBBC Mar 2018 B	2017/08/18	2017/08/21
63076	Bank of East Asia – China Mobile R Bull CBBC May 2018 F	2017/08/18	2017/08/21
63422	Macquarie Bank Ltd. – Tencent R Bear CBBC Mar 2018 I	2017/08/18	2017/08/21
69484	UBS AG – Ping An R Bear CBBC Dec 2017 A	2017/08/18	2017/08/21
66231	SG Issuer – HSBC R Bull CBBC May 2018 A	2017/08/18	2017/08/21
63399	HK Bank – Tencent R Bear CBBC Mar 2018 G	2017/08/18	2017/08/21
61501	Bank of East Asia – Lenovo R Bull CBBC Jun 2018 A	2017/08/18	2017/08/21
60194	SG Issuer – Lenovo R Bull CBBC Oct 2018 B	2017/08/18	2017/08/21
63401	HK Bank – Tencent R Bear CBBC Mar 2018 H	2017/08/18	2017/08/21
63302	SG Issuer – HSBC R Bull CBBC Mar 2018 I	2017/08/18	2017/08/21

List of expired CBBC, 2017 (continued)

Code	CBBC	Last trading date	Delisted date
65770	UBS AG – CAM CSI300 R Bull CBBC Aug 2017 B	2017/08/18	2017/08/22
63537	Credit Suisse AG – Tencent R Bull CBBC Jun 2018 G	2017/08/18	2017/08/21
63331	BNP Paribas Issuance B.V. – HSI R Bull CBBC Sep 2018 W	2017/08/18	2017/08/21
63324	SG Issuer – HSI R Bull CBBC Jan 2019 J	2017/08/18	2017/08/21
63420	Macquarie Bank Ltd. – Tencent R Bear CBBC Mar 2018 H	2017/08/18	2017/08/21
63220	SG Issuer – HSI R Bull CBBC Dec 2018 O	2017/08/18	2017/08/21
62381	SG Issuer – Ping An R Bear CBBC Jan 2018 A	2017/08/18	2017/08/21
63327	SG Issuer – HSI R Bull CBBC Mar 2019 B	2017/08/18	2017/08/21
63429	UBS AG – HSI R Bull CBBC Nov 2018 N	2017/08/18	2017/08/21
63270	HK Bank – HSI R Bull CBBC Apr 2018 F	2017/08/18	2017/08/21
60235	Credit Suisse AG – AIA R Bull CBBC Feb 2018 B	2017/08/18	2017/08/21
63329	BNP Paribas Issuance B.V. – HSI R Bull CBBC Sep 2018 V	2017/08/18	2017/08/21
63332	BNP Paribas Issuance B.V. – HSI R Bull CBBC Sep 2018 X	2017/08/18	2017/08/21
63545	Credit Suisse AG – HSI R Bull CBBC Apr 2018 A	2017/08/18	2017/08/21
63631	Credit Suisse AG – HSCEI R Bear CBBC Jan 2018 B	2017/08/18	2017/08/21
62722	J P Morgan SP BV – Geely Auto R Bull CBBC Dec 2017 G	2017/08/18	2017/08/21
62849	Macquarie Bank Ltd. – HSI R Bull CBBC Sep 2018 D	2017/08/18	2017/08/21
63385	HK Bank – HSI R Bear CBBC Mar 2018 C	2017/08/18	2017/08/21
63459	J P Morgan SP BV – HSI R Bull CBBC Oct 2018 X	2017/08/18	2017/08/21
63251	HK Bank – HSI R Bull CBBC Apr 2018 Y	2017/08/18	2017/08/21
63152	Credit Suisse AG – Tencent R Bull CBBC Jun 2018 E	2017/08/18	2017/08/21
63386	HK Bank – HSI R Bear CBBC Mar 2018 E	2017/08/18	2017/08/21
68532	UBS AG – Petrochina R Bull CBBC May 2018 A	2017/08/18	2017/08/21
63521	SG Issuer – Tencent R Bear CBBC Mar 2018 J	2017/08/18	2017/08/21
63579	Credit Suisse AG – HSI R Bear CBBC Dec 2017 Z	2017/08/18	2017/08/21
63476	J P Morgan SP BV – Tencent R Bear CBBC Dec 2017 H	2017/08/18	2017/08/21
63460	J P Morgan SP BV – HSI R Bull CBBC Nov 2018 M	2017/08/18	2017/08/21
61071	BNP Paribas Issuance B.V. – Ch Life R Bull CBBC Aug 2018 A	2017/08/18	2017/08/21
61475	HK Bank – Lenovo R Bull CBBC May 2018 A	2017/08/18	2017/08/21
68643	HK Bank – AIA R Bull CBBC Jul 2018 B	2017/08/18	2017/08/21
63524	SG Issuer – Tencent R Bear CBBC Jul 2018 B	2017/08/18	2017/08/21
63382	HK Bank – HSI R Bear CBBC Mar 2018 A	2017/08/18	2017/08/21
63348	BNP Paribas Issuance B.V. – Tencent R Bear CBBC Apr 2018 C	2017/08/18	2017/08/21
63544	Credit Suisse AG – HSI R Bull CBBC Sep 2018 Z	2017/08/18	2017/08/21
63454	Goldman Sachs SP (Asia) – HSI R Bear CBBC Nov 2017 I	2017/08/18	2017/08/21
63275	HK Bank – HKEX R Bull CBBC Jun 2018 H	2017/08/18	2017/08/21
62125	HK Bank – CKH R Bull CBBC Jun 2018 A	2017/08/18	2017/08/21
63466	J P Morgan SP BV – HSI R Bear CBBC Nov 2017 W	2017/08/18	2017/08/21
68140	Bank of East Asia – HKEX R Bull CBBC May 2018 A	2017/08/18	2017/08/21
63272	HK Bank – HKEX R Bull CBBC Jul 2018 P	2017/08/18	2017/08/21
63502	SG Issuer – HSI R Bear CBBC Jan 2018 M	2017/08/18	2017/08/21
63055	HK Bank – Ping An R Bear CBBC Feb 2018 A	2017/08/18	2017/08/21
67962	BNP Paribas Issuance B.V. – HKEX R Bull CBBC Aug 2018 F	2017/08/18	2017/08/21
67756	Macquarie Bank Ltd. – HKEX R Bull CBBC Mar 2018 A	2017/08/18	2017/08/21
63197	Credit Suisse AG – HSI R Bull CBBC Sep 2018 E	2017/08/18	2017/08/21
63548	Credit Suisse AG – HSI R Bull CBBC Sep 2018 B	2017/08/18	2017/08/21
63464	J P Morgan SP BV – HSI R Bull CBBC Dec 2018 E	2017/08/18	2017/08/21
63212	Credit Suisse AG – HSCEI R Bull CBBC Mar 2018 E	2017/08/18	2017/08/21
63269	HK Bank – HSI R Bull CBBC Apr 2018 E	2017/08/18	2017/08/21
63265	HK Bank – HSI R Bull CBBC Apr 2018 Z	2017/08/18	2017/08/21
63518	SG Issuer – Tencent R Bear CBBC Feb 2018 F	2017/08/18	2017/08/21
60061	HK Bank – China Life R Bull CBBC Apr 2018 A	2017/08/18	2017/08/21
63395	HK Bank – Tencent R Bear CBBC Apr 2018 E	2017/08/18	2017/08/21
69914	SG Issuer – China Life R Bull CBBC Feb 2018 C	2017/08/18	2017/08/21
63436	UBS AG – HSI R Bear CBBC Nov 2017 U	2017/08/18	2017/08/21
63453	Goldman Sachs SP (Asia) – HSI R Bear CBBC Nov 2017 Y	2017/08/18	2017/08/21
63351	BNP Paribas Issuance B.V. – Tencent R Bear CBBC Apr 2018 I	2017/08/18	2017/08/21
63300	SG Issuer – HKEX R Bull CBBC Apr 2018 D	2017/08/18	2017/08/21
63297	SG Issuer – China Life R Bull CBBC Mar 2018 D	2017/08/18	2017/08/21
63298	SG Issuer – HKEX R Bull CBBC Feb 2018 J	2017/08/18	2017/08/21
63083	J P Morgan SP BV – HSI R Bull CBBC Dec 2018 D	2017/08/18	2017/08/21
63441	UBS AG – HSI R Bear CBBC Nov 2017 X	2017/08/18	2017/08/21
62548	Macquarie Bank Ltd. – HSI R Bull CBBC Sep 2018 C	2017/08/18	2017/08/21
63529	Credit Suisse AG – HSBC R Bull CBBC Jun 2018 A	2017/08/18	2017/08/21
63112	UBS AG – HSI R Bull CBBC Oct 2018 O	2017/08/18	2017/08/21
63304	SG Issuer – Tencent R Bull CBBC Jan 2018 U	2017/08/18	2017/08/21
63568	Credit Suisse AG – HSI R Bear CBBC Nov 2017 E	2017/08/18	2017/08/21
63483	J P Morgan SP BV – HSI R Bear CBBC Nov 2017 Z	2017/08/18	2017/08/21
63488	SG Issuer – HSI R Bear CBBC Nov 2017 O	2017/08/18	2017/08/21
63577	Credit Suisse AG – HSI R Bear CBBC Jan 2018 K	2017/08/18	2017/08/21
63530	Credit Suisse AG – HKEX R Bull CBBC Mar 2018 F	2017/08/18	2017/08/21
63432	UBS AG – HSI R Bull CBBC Nov 2018 P	2017/08/18	2017/08/21
63431	UBS AG – HSI R Bull CBBC Nov 2018 O	2017/08/18	2017/08/21
63440	UBS AG – HSI R Bear CBBC Dec 2017 J	2017/08/18	2017/08/21
68740	UBS AG – CAM CSI300 R Bull CBBC Aug 2017 A	2017/08/18	2017/08/22
62419	SG Issuer – Ping An R Bear CBBC Dec 2017 B	2017/08/18	2017/08/21
63543	Credit Suisse AG – HSI R Bull CBBC Sep 2018 Y	2017/08/18	2017/08/21
63291	Goldman Sachs SP (Asia) – HSI R Bull CBBC Nov 2018 C	2017/08/18	2017/08/21
63294	Goldman Sachs SP (Asia) – HSI R Bull CBBC Nov 2018 D	2017/08/18	2017/08/21
68832	SG Issuer – AIA R Bull CBBC Jul 2018 B	2017/08/18	2017/08/21
68885	Haitong Int'l Sec – HKEX R Bull CBBC Jun 2018 B	2017/08/18	2017/08/21
63002	SG Issuer – ICBC R Bull CBBC Aug 2018 D	2017/08/18	2017/08/21
63370	Bank of East Asia – Tencent R Bull CBBC Jun 2018 Q	2017/08/18	2017/08/21
63497	SG Issuer – HSI R Bear CBBC Dec 2017 C	2017/08/18	2017/08/21
63296	Goldman Sachs SP (Asia) – HSI R Bull CBBC Nov 2018 E	2017/08/18	2017/08/21
63367	BNP Paribas Issuance B.V. – HSI R Bear CBBC Mar 2018 X	2017/08/18	2017/08/21
62957	BNP Paribas Issuance B.V. – HSI R Bull CBBC Sep 2018 A	2017/08/18	2017/08/21

List of expired CBBC, 2017 (continued)

Code	CBBC	Last trading date	Delisted date
64281	SG Issuer – Lenovo R Bull CBBC Dec 2017 B	2017/08/18	2017/08/21
63477	J P Morgan SP BV – Tencent R Bear CBBC Jan 2018 D	2017/08/18	2017/08/21
63364	BNP Paribas Issuance B.V. – HSI R Bear CBBC Mar 2018 W	2017/08/18	2017/08/21
63363	BNP Paribas Issuance B.V. – HSI R Bear CBBC Mar 2018 V	2017/08/18	2017/08/21
63643	Goldman Sachs SP (Asia) – HSI R Bear CBBC Nov 2017 J	2017/08/21	2017/08/22
62176	SG Issuer – Lenovo R Bull CBBC Jun 2018 A	2017/08/21	2017/08/22
63675	Macquarie Bank Ltd. – China Life R Bull CBBC Mar 2018 A	2017/08/21	2017/08/22
63644	Goldman Sachs SP (Asia) – HSI R Bear CBBC Nov 2017 Z	2017/08/21	2017/08/22
63768	Credit Suisse AG – HSI R Bear CBBC Nov 2017 U	2017/08/21	2017/08/22
68838	Haitong Int'l Sec – Lenovo R Bull CBBC Dec 2017 A	2017/08/21	2017/08/22
61174	HK Bank – CUni R Bear CBBC Oct 2018 A	2017/08/21	2017/08/22
63810	UBS AG – HSI R Bear CBBC Dec 2017 Q	2017/08/21	2017/08/22
63807	SG Issuer – HSI R Bull CBBC Jan 2019 K	2017/08/21	2017/08/22
63679	Macquarie Bank Ltd. – Ping An R Bear CBBC Jun 2018 A	2017/08/21	2017/08/22
63786	Credit Suisse AG – Ping An R Bear CBBC Feb 2018 C	2017/08/21	2017/08/22
63782	Credit Suisse AG – HSI R Bull CBBC Mar 2018 Y	2017/08/21	2017/08/22
63772	Credit Suisse AG – HSI R Bear CBBC Dec 2017 K	2017/08/21	2017/08/22
63809	SG Issuer – HSI R Bull CBBC Apr 2019 A	2017/08/21	2017/08/22
63767	J P Morgan SP BV – HSBC R Bull CBBC Feb 2018 B	2017/08/21	2017/08/22
63765	J P Morgan SP BV – Tencent R Bear CBBC Feb 2018 J	2017/08/21	2017/08/22
67477	HK Bank – CUni R Bear CBBC Apr 2018 A	2017/08/21	2017/08/22
63741	UBS AG – HSI R Bear CBBC Dec 2017 N	2017/08/21	2017/08/22
63701	SG Issuer – CUni R Bear CBBC Mar 2018 A	2017/08/21	2017/08/22
63719	SG Issuer – HKEX R Bull CBBC Mar 2018 K	2017/08/21	2017/08/22
63730	Goldman Sachs SP (Asia) – HSI R Bull CBBC Oct 2018 W	2017/08/21	2017/08/22
63773	Credit Suisse AG – HKEX R Bull CBBC Jun 2018 C	2017/08/21	2017/08/22
60312	UBS AG – Lenovo R Bull CBBC Aug 2018 A	2017/08/21	2017/08/22
63758	J P Morgan SP BV – HSI R Bull CBBC Oct 2018 Y	2017/08/21	2017/08/22
69501	Credit Suisse AG – Lenovo R Bull CBBC Feb 2018 A	2017/08/21	2017/08/22
63746	UBS AG – HSI R Bull CBBC Oct 2018 P	2017/08/21	2017/08/22
61469	HK Bank – Lenovo R Bull CBBC Aug 2018 A	2017/08/21	2017/08/22
63753	J P Morgan SP BV – HSI R Bear CBBC Nov 2017 E	2017/08/21	2017/08/22
63754	J P Morgan SP BV – HSI R Bear CBBC Nov 2017 A	2017/08/21	2017/08/22
63471	J P Morgan SP BV – HSI R Bear CBBC Nov 2017 X	2017/08/22	2017/08/23
63456	Goldman Sachs SP (Asia) – HSI R Bear CBBC Nov 2017 A	2017/08/22	2017/08/23
63926	J P Morgan SP BV – HSI R Bull CBBC Oct 2018 Z	2017/08/22	2017/08/23
63872	Credit Suisse AG – HKEX R Bull CBBC Jun 2018 D	2017/08/22	2017/08/23
63911	SG Issuer – HSI R Bear CBBC Dec 2017 Q	2017/08/22	2017/08/23
63886	Credit Suisse AG – Tencent R Bear CBBC Mar 2018 H	2017/08/22	2017/08/23
63885	Credit Suisse AG – AIA R Bull CBBC Jun 2018 A	2017/08/22	2017/08/23
63881	Credit Suisse AG – ICBC R Bull CBBC Sep 2018 C	2017/08/22	2017/08/23
63879	Credit Suisse AG – CCB R Bull CBBC Sep 2018 F	2017/08/22	2017/08/23
63924	J P Morgan SP BV – HSI R Bear CBBC Nov 2017 C	2017/08/22	2017/08/23
63864	Credit Suisse AG – HSI R Bear CBBC Nov 2017 V	2017/08/22	2017/08/23
63860	UBS AG – HSI R Bull CBBC Sep 2018 G	2017/08/22	2017/08/23
63857	UBS AG – HSI R Bear CBBC Dec 2017 R	2017/08/22	2017/08/23
63442	UBS AG – HSI R Bear CBBC Dec 2017 K	2017/08/22	2017/08/23
63852	SG Issuer – Tencent R Bull CBBC Aug 2018 A	2017/08/22	2017/08/23
63838	SG Issuer – HKEX R Bull CBBC Feb 2018 K	2017/08/22	2017/08/23
63830	HK Bank – BOCL R Bull CBBC Aug 2018 D	2017/08/22	2017/08/23
63822	HK Bank – Tencent R Bull CBBC Mar 2018 Q	2017/08/22	2017/08/23
63794	SG Issuer – HSI R Bear CBBC Jan 2018 N	2017/08/22	2017/08/23
63791	Credit Suisse AG – HSI R Bear CBBC Nov 2017 K	2017/08/22	2017/08/23
63586	Credit Suisse AG – HSI R Bear CBBC Dec 2017 M	2017/08/22	2017/08/23
63744	UBS AG – HSI R Bear CBBC Dec 2017 P	2017/08/22	2017/08/23
63743	UBS AG – HSI R Bear CBBC Dec 2017 O	2017/08/22	2017/08/23
63805	SG Issuer – HSI R Bear CBBC Jan 2018 O	2017/08/22	2017/08/23
67071	SG Issuer – HKEX R Bull CBBC Feb 2018 E	2017/08/22	2017/08/23
63498	SG Issuer – HSI R Bear CBBC Dec 2017 K	2017/08/22	2017/08/23
63254	HK Bank – HSCEI R Bear CBBC Mar 2018 D	2017/08/22	2017/08/23
67669	HK Bank – HKEX R Bull CBBC Jun 2018 C	2017/08/22	2017/08/23
67603	J P Morgan SP BV – HKEX R Bull CBBC Nov 2017 Q	2017/08/22	2017/08/23
68790	Bank of East Asia – Lenovo R Bull CBBC Sep 2017 A	2017/08/22	2017/08/23
63491	SG Issuer – HSI R Bear CBBC Nov 2017 P	2017/08/22	2017/08/23
63490	SG Issuer – HSI R Bear CBBC Nov 2017 U	2017/08/22	2017/08/23
60719	Credit Suisse AG – Lenovo R Bear CBBC Aug 2017 B	2017/08/22	2017/08/24
62788	HK Bank – HSCEI R Bear CBBC Mar 2018 C	2017/08/22	2017/08/23
65887	Macquarie Bank Ltd. – Ping An R Bear CBBC Jul 2018 E	2017/08/22	2017/08/23
65626	Credit Suisse AG – Ping An R Bear CBBC Feb 2018 B	2017/08/22	2017/08/23
65584	HK Bank – Ping An R Bear CBBC Nov 2018 B	2017/08/22	2017/08/23
63380	HK Bank – HSI R Bear CBBC Mar 2018 Z	2017/08/22	2017/08/23
63342	BNP Paribas Issuance B.V. – HSCEI R Bear CBBC Feb 2018 T	2017/08/22	2017/08/23
63362	BNP Paribas Issuance B.V. – HSI R Bear CBBC Mar 2018 U	2017/08/22	2017/08/23
64110	Credit Suisse AG – Ping An R Bear CBBC Mar 2018 E	2017/08/24	2017/08/25
63446	UBS AG – HSI R Bear CBBC Dec 2017 L	2017/08/24	2017/08/25
64082	UBS AG – HSI R Bull CBBC Nov 2017 E	2017/08/24	2017/08/25
64118	UBS AG – HSI R Bear CBBC Nov 2017 F	2017/08/24	2017/08/25
68909	UBS AG – HSI R Bull CBBC Sep 2017 K	2017/08/24	2017/08/25
63004	UBS AG – HSI R Bull CBBC Sep 2017 V	2017/08/24	2017/08/25
67985	UBS AG – HSI R Bull CBBC Dec 2017 U	2017/08/24	2017/08/25
63936	Haitong Int'l Sec – Tencent R Bear CBBC Apr 2018 E	2017/08/24	2017/08/25
69395	UBS AG – HSI R Bull CBBC Sep 2017 P	2017/08/24	2017/08/25
61128	UBS AG – HSI R Bull CBBC Sep 2017 S	2017/08/24	2017/08/25
64109	Credit Suisse AG – HSI R Bear CBBC Dec 2017 X	2017/08/24	2017/08/25
63010	UBS AG – HSI R Bull CBBC Oct 2017 F	2017/08/24	2017/08/25
64068	Goldman Sachs SP (Asia) – HSI R Bear CBBC Nov 2017 D	2017/08/24	2017/08/25
64108	Credit Suisse AG – HSCEI R Bear CBBC Nov 2017 C	2017/08/24	2017/08/25

List of expired CBBC, 2017 (continued)

Code	CBBC	Last trading date	Delisted date
63475	J P Morgan SP BV – HSI R Bear CBBC Nov 2017 Y	2017/08/24	2017/08/25
63929	J P Morgan SP BV – HSI R Bear CBBC Nov 2017 D	2017/08/24	2017/08/25
63282	UBS AG – HSI R Bull CBBC Oct 2017 L	2017/08/24	2017/08/25
68289	UBS AG – HSI R Bull CBBC Nov 2017 N	2017/08/24	2017/08/25
61696	UBS AG – HSI R Bull CBBC Sep 2017 U	2017/08/24	2017/08/25
63341	BNP Paribas Issuance B.V. – HSCEI R Bear CBBC Feb 2018 S	2017/08/24	2017/08/25
64120	UBS AG – Tencent R Bull CBBC Mar 2018 G	2017/08/24	2017/08/25
61924	UBS AG – HSI R Bull CBBC Dec 2017 J	2017/08/24	2017/08/25
68811	UBS AG – HSI R Bull CBBC Nov 2017 J	2017/08/24	2017/08/25
63888	Credit Suisse AG – HSI R Bear CBBC Dec 2017 E	2017/08/24	2017/08/25
68479	UBS AG – HSI R Bull CBBC Oct 2017 W	2017/08/24	2017/08/25
60815	UBS AG – HSI R Bull CBBC Oct 2017 V	2017/08/24	2017/08/25
63484	J P Morgan SP BV – HSCEI R Bear CBBC Apr 2018 E	2017/08/24	2017/08/25
63283	UBS AG – HSI R Bull CBBC Nov 2017 B	2017/08/24	2017/08/25
63285	UBS AG – HSI R Bull CBBC Nov 2017 Q	2017/08/24	2017/08/25
63492	SG Issuer – HSI R Bear CBBC Nov 2017 Q	2017/08/24	2017/08/25
69583	UBS AG – HSI R Bull CBBC Dec 2017 B	2017/08/24	2017/08/25
64119	UBS AG – Tencent R Bull CBBC Jan 2018 I	2017/08/24	2017/08/25
63968	Bank of East Asia – Geely Auto R Bull CBBC Mar 2018 C	2017/08/24	2017/08/25
63845	SG Issuer – Tencent R Bear CBBC Feb 2018 G	2017/08/24	2017/08/25
64051	BNP Paribas Issuance B.V. – Tencent R Bull CBBC Aug 2018 I	2017/08/24	2017/08/25
66118	UBS AG – HSI R Bull CBBC Oct 2017 B	2017/08/24	2017/08/25
64087	Credit Suisse AG – Tencent R Bull CBBC Apr 2018 G	2017/08/24	2017/08/25
64085	Credit Suisse AG – HSI R Bear CBBC Dec 2017 N	2017/08/24	2017/08/25
61527	UBS AG – HSI R Bull CBBC Oct 2017 Z	2017/08/24	2017/08/25
64081	J P Morgan SP BV – Tencent R Bull CBBC Jan 2018 M	2017/08/24	2017/08/25
64046	SG Issuer – Tencent R Bull CBBC Jun 2018 E	2017/08/24	2017/08/25
64037	BNP Paribas Issuance B.V. – HSI R Bear CBBC Mar 2018 Y	2017/08/24	2017/08/25
64049	SG Issuer – Tencent R Bull CBBC Aug 2018 B	2017/08/24	2017/08/25
64033	SG Issuer – Tencent R Bear CBBC May 2018 B	2017/08/24	2017/08/25
64054	Macquarie Bank Ltd. – Tencent R Bull CBBC Apr 2018 C	2017/08/24	2017/08/25
64058	Bank of East Asia – Tencent R Bull CBBC Jun 2018 T	2017/08/24	2017/08/25
64079	J P Morgan SP BV – Tencent R Bear CBBC Jan 2018 E	2017/08/24	2017/08/25
64070	J P Morgan SP BV – HSI R Bear CBBC Nov 2017 G	2017/08/24	2017/08/25
64069	Goldman Sachs SP (Asia) – HSI R Bear CBBC Nov 2017 B	2017/08/24	2017/08/25
64061	Bank of East Asia – Tencent R Bull CBBC Jun 2018 V	2017/08/24	2017/08/25
64063	SG Issuer – HSI R Bear CBBC Dec 2017 I	2017/08/24	2017/08/25
64048	SG Issuer – Tencent R Bull CBBC Jul 2018 D	2017/08/24	2017/08/25
64008	Credit Suisse AG – HSI R Bear CBBC Dec 2017 D	2017/08/24	2017/08/25
69584	UBS AG – HSI R Bull CBBC Dec 2017 I	2017/08/24	2017/08/25
63654	UBS AG – HSI R Bull CBBC Oct 2017 G	2017/08/24	2017/08/25
63985	UBS AG – Tencent R Bear CBBC Jan 2018 K	2017/08/24	2017/08/25
63986	Credit Suisse AG – Ping An R Bear CBBC Mar 2018 D	2017/08/24	2017/08/25
63043	BNP Paribas Issuance B.V. – HSCEI R Bear CBBC Feb 2018 R	2017/08/24	2017/08/25
63997	Credit Suisse AG – Sunny Optical R Bear CBBC Feb 2018 A	2017/08/24	2017/08/25
64039	BNP Paribas Issuance B.V. – HSI R Bear CBBC Mar 2018 Z	2017/08/24	2017/08/25
64007	Credit Suisse AG – HSI R Bear CBBC Dec 2017 G	2017/08/24	2017/08/25
60174	UBS AG – HSI R Bull CBBC Oct 2017 R	2017/08/24	2017/08/25
69098	UBS AG – HSI R Bull CBBC Oct 2017 P	2017/08/24	2017/08/25
64010	Credit Suisse AG – Geely Auto R Bull CBBC Mar 2018 C	2017/08/24	2017/08/25
64014	SG Issuer – HSI R Bear CBBC Jan 2018 P	2017/08/24	2017/08/25
62202	UBS AG – HSI R Bull CBBC Nov 2017 H	2017/08/24	2017/08/25
64022	J P Morgan SP BV – HSI R Bear CBBC Nov 2017 F	2017/08/24	2017/08/25
64024	J P Morgan SP BV – HKEX R Bull CBBC Nov 2017 R	2017/08/24	2017/08/25
68916	UBS AG – HSI R Bull CBBC Sep 2017 L	2017/08/24	2017/08/25
64005	Credit Suisse AG – BOCL R Bull CBBC Oct 2018 A	2017/08/24	2017/08/25
62828	UBS AG – HSI R Bear CBBC Nov 2017 M	2017/08/24	2017/08/25
63774	Credit Suisse AG – CUni R Bull CBBC Feb 2018 B	2017/08/24	2017/08/25
62190	UBS AG – HSI R Bull CBBC Nov 2017 G	2017/08/24	2017/08/25
63403	HK Bank – CC Bank R Bear CBBC Apr 2018 C	2017/08/24	2017/08/25
62844	UBS AG – HSI R Bull CBBC Sep 2017 Q	2017/08/24	2017/08/25
68481	UBS AG – HSI R Bull CBBC Nov 2017 K	2017/08/24	2017/08/25
63404	HK Bank – ICBC R Bear CBBC Apr 2018 A	2017/08/24	2017/08/25
65708	SG Issuer – Ping An R Bear CBBC May 2018 A	2017/08/24	2017/08/25
62450	UBS AG – HSI R Bull CBBC Oct 2017 D	2017/08/24	2017/08/25
62451	UBS AG – HSI R Bull CBBC Oct 2017 E	2017/08/24	2017/08/25
63726	SG Issuer – Tencent R Bear CBBC Apr 2018 E	2017/08/24	2017/08/25
67988	UBS AG – HSI R Bull CBBC Oct 2017 I	2017/08/24	2017/08/25
62149	UBS AG – HSI R Bull CBBC Nov 2017 F	2017/08/24	2017/08/25
61437	UBS AG – HSI R Bull CBBC Nov 2017 Z	2017/08/24	2017/08/25
63801	SG Issuer – HSI R Bear CBBC Dec 2017 O	2017/08/24	2017/08/25
60660	UBS AG – HSI R Bull CBBC Sep 2017 C	2017/08/24	2017/08/25
60971	UBS AG – HSI R Bull CBBC Nov 2017 X	2017/08/24	2017/08/25
68121	UBS AG – HSI R Bull CBBC Oct 2017 O	2017/08/24	2017/08/25
67987	UBS AG – HSI R Bull CBBC Dec 2017 Y	2017/08/24	2017/08/25
60507	UBS AG – HSI R Bull CBBC Dec 2017 G	2017/08/24	2017/08/25
63589	Credit Suisse AG – HSI R Bear CBBC Nov 2017 B	2017/08/24	2017/08/25
63975	HK Bank – Tencent R Bull CBBC Mar 2018 W	2017/08/25	2017/08/28
60681	SG Issuer – BOCL R Bear CBBC Jan 2018 A	2017/08/25	2017/08/28
63977	UBS AG – Tencent R Bull CBBC Jan 2018 H	2017/08/25	2017/08/28
62808	Goldman Sachs SP (Asia) – HSI R Bear CBBC Nov 2017 G	2017/08/25	2017/08/28
64171	UBS AG – HSI R Bear CBBC Nov 2017 N	2017/08/25	2017/08/28
64252	SG Issuer – HSI R Bear CBBC Jan 2018 Q	2017/08/25	2017/08/28
69238	SG Issuer – HSCEI R Bear CBBC Aug 2017 B	2017/08/25	2017/08/28
60069	HK Bank – CC Bank R Bear CBBC Aug 2018 A	2017/08/25	2017/08/28
62603	SG Issuer – CNOOC R Bear CBBC Jan 2018 A	2017/08/25	2017/08/28
64003	Credit Suisse AG – HSI R Bear CBBC Nov 2017 A	2017/08/25	2017/08/28

List of expired CBBC, 2017 (continued)

Code	CBBC	Last trading date	Delisted date
62396	SG Issuer – HSI R Bear CBBC Nov 2017 G	2017/08/25	2017/08/28
64191	Goldman Sachs SP (Asia) – HSI R Bear CBBC Nov 2017 E	2017/08/25	2017/08/28
64013	Goldman Sachs SP (Asia) – HSI R Bear CBBC Nov 2017 C	2017/08/25	2017/08/28
66575	BNP Paribas Issuance B.V. – HSCEI R Bear CBBC Feb 2018 B	2017/08/25	2017/08/28
63991	Credit Suisse AG – Galaxy Ent R Bull CBBC May 2018 A	2017/08/25	2017/08/28
62831	UBS AG – HSI R Bear CBBC Nov 2017 I	2017/08/25	2017/08/28
64084	J P Morgan SP BV – Tencent R Bull CBBC Feb 2018 F	2017/08/25	2017/08/28
64220	Credit Suisse AG – HSI R Bear CBBC Jan 2018 L	2017/08/25	2017/08/28
68037	HK Bank – BOCL R Bull CBBC Aug 2017 A	2017/08/25	2017/08/29
64235	Credit Suisse AG – Ping An R Bear CBBC Mar 2018 F	2017/08/25	2017/08/28
64187	UBS AG – HSI R Bear CBBC Nov 2017 X	2017/08/25	2017/08/28
64242	J P Morgan SP BV – Tencent R Bull CBBC Dec 2017 F	2017/08/25	2017/08/28
62349	Credit Suisse AG – HSI R Bear CBBC Jan 2018 H	2017/08/25	2017/08/28
68135	Credit Suisse AG – HSCEI R Bear CBBC Nov 2017 B	2017/08/25	2017/08/28
64053	Macquarie Bank Ltd. – Tencent R Bull CBBC Apr 2018 B	2017/08/25	2017/08/28
64176	UBS AG – HSI R Bear CBBC Nov 2017 U	2017/08/25	2017/08/28
64050	BNP Paribas Issuance B.V. – Tencent R Bull CBBC Aug 2018 P	2017/08/25	2017/08/28
64175	UBS AG – HSI R Bear CBBC Nov 2017 O	2017/08/25	2017/08/28
64249	SG Issuer – HSI R Bear CBBC Dec 2017 R	2017/08/25	2017/08/28
64246	J P Morgan SP BV – HSI R Bear CBBC Jan 2018 B	2017/08/25	2017/08/28
61267	HK Bank – HS H-SH ETF R Bull CBBC Aug 2017 A	2017/08/25	2017/08/29
62929	J P Morgan SP BV – HSI R Bear CBBC Nov 2017 S	2017/08/25	2017/08/28
63125	UBS AG – HSI R Bear CBBC Nov 2017 T	2017/08/25	2017/08/28
63057	HK Bank – HSI R Bear CBBC Mar 2018 V	2017/08/25	2017/08/28
60703	SG Issuer – ICBC R Bear CBBC Nov 2017 A	2017/08/25	2017/08/28
62892	Credit Suisse AG – HSI R Bear CBBC Dec 2017 V	2017/08/25	2017/08/28
64247	SG Issuer – HSI R Bear CBBC Nov 2017 R	2017/08/25	2017/08/28
63980	HK Bank – HSCEI R Bear CBBC Dec 2017 B	2017/08/25	2017/08/28
62162	J P Morgan SP BV – HSI R Bear CBBC Nov 2017 Q	2017/08/25	2017/08/28
63500	SG Issuer – HSI R Bear CBBC Dec 2017 M	2017/08/25	2017/08/28
62790	HK Bank – HSI R Bear CBBC Mar 2018 U	2017/08/25	2017/08/28
61270	HK Bank – CAM CSI300 R Bull CBBC Aug 2017 A	2017/08/25	2017/08/29
63562	HK Bank – CSOP A50 ETF R Bear CBBC Jun 2018 A	2017/08/25	2017/08/28
64210	Credit Suisse AG – HSI R Bear CBBC Nov 2017 Q	2017/08/25	2017/08/28
62875	HK Bank – CNOOC R Bear CBBC Jul 2018 A	2017/08/25	2017/08/28
64209	Credit Suisse AG – Tencent R Bull CBBC Jun 2018 L	2017/08/25	2017/08/28
63091	J P Morgan SP BV – HSI R Bear CBBC Nov 2017 V	2017/08/25	2017/08/28
64164	Bank of East Asia – Tencent R Bull CBBC Jun 2018 W	2017/08/25	2017/08/28
67222	Credit Suisse AG – CCB R Bear CBBC Feb 2018 B	2017/08/25	2017/08/28
62213	UBS AG – HSI R Bear CBBC Nov 2017 E	2017/08/25	2017/08/28
62561	UBS AG – HSI R Bear CBBC Nov 2017 G	2017/08/25	2017/08/28
62725	Credit Suisse AG – HSI R Bear CBBC Dec 2017 O	2017/08/25	2017/08/28
64155	BNP Paribas Issuance B.V. – HSI R Bear CBBC Mar 2018 C	2017/08/25	2017/08/28
63036	HK Bank – ICBC R Bull CBBC Aug 2017 A	2017/08/25	2017/08/29
64154	BNP Paribas Issuance B.V. – HKEX R Bull CBBC Aug 2018 J	2017/08/25	2017/08/28
64156	SG Issuer – HKEX R Bear CBBC May 2018 C	2017/08/25	2017/08/28
63388	HK Bank – HKEX R Bear CBBC Mar 2018 G	2017/08/25	2017/08/28
62995	SG Issuer – COVS R Bear CBBC Nov 2017 A	2017/08/25	2017/08/28
67018	HK Bank – Sands China R Bull CBBC Apr 2018 C	2017/08/25	2017/08/28
62672	J P Morgan SP BV – HSI R Bear CBBC Nov 2017 R	2017/08/25	2017/08/28
61382	Credit Suisse AG – ICBC R Bear CBBC Mar 2018 A	2017/08/25	2017/08/28
64133	SG Issuer – HKEX R Bull CBBC May 2018 B	2017/08/25	2017/08/28
64136	SG Issuer – HSBC R Bull CBBC Sep 2018 H	2017/08/25	2017/08/28
64139	SG Issuer – Tencent R Bull CBBC Jul 2018 E	2017/08/25	2017/08/28
68302	SG Issuer – CCB R Bear CBBC Nov 2017 A	2017/08/25	2017/08/28
64140	SG Issuer – Tencent R Bull CBBC Aug 2018 C	2017/08/25	2017/08/28
64141	BNP Paribas Issuance B.V. – HSI R Bear CBBC Mar 2018 B	2017/08/25	2017/08/28
63800	SG Issuer – CSA50 R Bear CBBC May 2018 A	2017/08/25	2017/08/28
60468	HK Bank – Tencent R Bull CBBC Aug 2017 B	2017/08/25	2017/08/29
64244	J P Morgan SP BV – HSI R Bear CBBC Nov 2017 H	2017/08/25	2017/08/28
63896	Goldman Sachs SP (Asia) – HSCEI R Bear CBBC Nov 2017 A	2017/08/25	2017/08/28
64032	Haitong Int'l Sec – BOCL R Bull CBBC Aug 2017 A	2017/08/25	2017/08/29
69611	Credit Suisse AG – CCB R Bear CBBC Feb 2018 D	2017/08/25	2017/08/28
63018	BNP Paribas Issuance B.V. – HSI R Bear CBBC Feb 2018 L	2017/08/25	2017/08/28
64192	Goldman Sachs SP (Asia) – HSI R Bear CBBC Nov 2017 H	2017/08/25	2017/08/28
62945	SG Issuer – HSI R Bear CBBC Dec 2017 F	2017/08/25	2017/08/28
63755	J P Morgan SP BV – HSI R Bear CBBC Nov 2017 B	2017/08/25	2017/08/28
62253	HK Bank – CC Bank R Bull CBBC Aug 2017 A	2017/08/25	2017/08/29
64100	Credit Suisse AG – China Life R Bear CBBC Jan 2018 B	2017/08/25	2017/08/28
62418	BNP Paribas Issuance B.V. – HSI R Bear CBBC Mar 2018 T	2017/08/25	2017/08/28
62140	Goldman Sachs SP (Asia) – HSI R Bear CBBC Nov 2017 F	2017/08/25	2017/08/28
68818	Credit Suisse AG – ICBC R Bear CBBC Feb 2018 B	2017/08/25	2017/08/28
62481	Goldman Sachs SP (Asia) – HSI R Bear CBBC Dec 2017 P	2017/08/25	2017/08/28
62154	Credit Suisse AG – HSI R Bear CBBC Nov 2017 I	2017/08/25	2017/08/28
63215	SG Issuer – HSI R Bear CBBC Nov 2017 N	2017/08/25	2017/08/28
64159	SG Issuer – Ping An R Bear CBBC Mar 2018 A	2017/08/25	2017/08/28
63480	J P Morgan SP BV – HKEX R Bear CBBC Jan 2018 C	2017/08/25	2017/08/28
64254	Goldman Sachs SP (Asia) – HSI R Bear CBBC Mar 2018 A	2017/08/28	2017/08/29
64315	J P Morgan SP BV – HSI R Bear CBBC Nov 2017 J	2017/08/28	2017/08/29
64256	SG Issuer – CUni R Bull CBBC Feb 2018 A	2017/08/28	2017/08/29
62301	Credit Suisse AG – HSI R Bear CBBC Nov 2017 M	2017/08/28	2017/08/29
64263	SG Issuer – CUni R Bull CBBC Mar 2018 C	2017/08/28	2017/08/29
64295	Credit Suisse AG – CUni R Bull CBBC Feb 2018 D	2017/08/28	2017/08/29
64313	J P Morgan SP BV – HSI R Bear CBBC Nov 2017 I	2017/08/28	2017/08/29
64306	SG Issuer – HSI R Bear CBBC Dec 2017 T	2017/08/28	2017/08/29
64268	UBS AG – HSI R Bear CBBC Dec 2017 S	2017/08/28	2017/08/29
64269	Credit Suisse AG – HSI R Bear CBBC Dec 2017 Z	2017/08/28	2017/08/29

List of expired CBBC, 2017 (continued)

Code	CBBC	Last trading date	Delisted date
64275	Credit Suisse AG – Tencent R Bull CBBC Jun 2018 M	2017/08/28	2017/08/29
64303	SG Issuer – HSI R Bear CBBC Nov 2017 S	2017/08/28	2017/08/29
64293	Credit Suisse AG – CUni R Bull CBBC Feb 2018 C	2017/08/28	2017/08/29
61725	SG Issuer – HKEX R Bull CBBC Sep 2017 G	2017/08/28	2017/08/29
61981	J P Morgan SP BV – HSI R Bear CBBC Jan 2018 J	2017/08/28	2017/08/29
61892	BNP Paribas Issuance B.V. – HSCEI R Bear CBBC Feb 2018 L	2017/08/28	2017/08/29
61732	SG Issuer – Tencent R Bull CBBC Aug 2017 F	2017/08/28	2017/08/29
66449	UBS AG – HSI R Bear CBBC Oct 2017 X	2017/08/28	2017/08/29
63787	Credit Suisse AG – Tencent R Bull CBBC Jun 2018 I	2017/08/28	2017/08/29
69388	SG Issuer – CCB R Bear CBBC May 2018 A	2017/08/28	2017/08/29
60588	HK Bank – HSI R Bear CBBC Aug 2018 D	2017/08/28	2017/08/29
66239	SG Issuer – Sands R Bull CBBC Aug 2018 A	2017/08/28	2017/08/29
63008	SG Issuer – Tencent R Bull CBBC Jan 2018 T	2017/08/28	2017/08/29
66970	HK Bank – HSI R Bear CBBC Jul 2018 G	2017/08/28	2017/08/29
61133	UBS AG – HSI R Bear CBBC Nov 2017 P	2017/08/28	2017/08/29
64491	SG Issuer – CNOOC R Bear CBBC Sep 2017 A	2017/08/28	2017/08/29
60533	SG Issuer – HSI R Bear CBBC Oct 2017 G	2017/08/28	2017/08/29
60672	UBS AG – HSCEI R Bear CBBC Sep 2017 A	2017/08/28	2017/08/29
68697	SG Issuer – Galaxy R Bull CBBC Aug 2017 A	2017/08/28	2017/08/29
67955	SG Issuer – CCB R Bull CBBC Aug 2017 A	2017/08/28	2017/08/29
60646	SG Issuer – Geely Auto R Bull CBBC Sep 2017 A	2017/08/28	2017/08/29
69131	UBS AG – HSI R Bear CBBC Oct 2017 L	2017/08/28	2017/08/29
63666	Macquarie Bank Ltd. – HKEX R Bear CBBC Jun 2018 D	2017/08/28	2017/08/29
63553	Credit Suisse AG – HKEX R Bear CBBC Mar 2018 H	2017/08/28	2017/08/29
60192	HK Bank – Lenovo R Bull CBBC Aug 2018 B	2017/08/28	2017/08/29
62599	SG Issuer – HSI R Bear CBBC Nov 2017 L	2017/08/28	2017/08/29
69745	HK Bank – HSCEI R Bear CBBC Oct 2017 A	2017/08/28	2017/08/29
60893	HK Bank – BOCL R Bear CBBC Apr 2018 B	2017/08/28	2017/08/29
61009	Macquarie Bank Ltd. – HSI R Bear CBBC Aug 2018 L	2017/08/28	2017/08/29
62638	SG Issuer – HSI R Bear CBBC Jan 2018 K	2017/08/28	2017/08/29
67496	SG Issuer – CCB R Bull CBBC Sep 2017 A	2017/08/28	2017/08/29
66947	BNP Paribas Issuance B.V. – HSI R Bear CBBC Feb 2018 M	2017/08/28	2017/08/29
66655	SG Issuer – China Life R Bear CBBC Sep 2017 C	2017/08/28	2017/08/29
69676	SG Issuer – HSI R Bear CBBC Feb 2018 C	2017/08/28	2017/08/29
67053	SG Issuer – Tencent R Bull CBBC Sep 2017 A	2017/08/28	2017/08/29
66967	HK Bank – HSI R Bear CBBC Jul 2018 F	2017/08/28	2017/08/29
68540	SG Issuer – Tencent R Bull CBBC Aug 2017 C	2017/08/28	2017/08/29
66943	BNP Paribas Issuance B.V. – HSI R Bear CBBC Feb 2018 F	2017/08/28	2017/08/29
68603	J P Morgan SP BV – HSI R Bear CBBC Dec 2017 I	2017/08/28	2017/08/29
67863	J P Morgan SP BV – HSI R Bear CBBC Jan 2018 N	2017/08/28	2017/08/29
67693	SG Issuer – HS H-SH ETF R Bull CBBC Sep 2017 A	2017/08/28	2017/08/29
61543	Macquarie Bank Ltd. – CC Bank R Bear CBBC Jul 2018 A	2017/08/28	2017/08/29
68773	SG Issuer – HSI R Bear CBBC Dec 2017 N	2017/08/28	2017/08/29
68766	SG Issuer – HSI R Bear CBBC Oct 2017 P	2017/08/28	2017/08/29
64311	SG Issuer – CSA50 R Bear CBBC Aug 2017 A	2017/08/28	2017/08/29
67268	Credit Suisse AG – HSI R Bear CBBC Nov 2017 Y	2017/08/28	2017/08/29
62370	Credit Suisse AG – CCB R Bear CBBC Feb 2018 E	2017/08/28	2017/08/29
67807	Credit Suisse AG – HSI R Bear CBBC Oct 2017 I	2017/08/28	2017/08/29
68565	SG Issuer – HSI R Bear CBBC Nov 2017 T	2017/08/28	2017/08/29
64725	HK Bank – ICBC R Bear CBBC Mar 2018 A	2017/08/28	2017/08/29
60054	Credit Suisse AG – HSI R Bear CBBC Dec 2017 A	2017/08/28	2017/08/29
68216	J P Morgan SP BV – HSI R Bear CBBC Jan 2018 P	2017/08/28	2017/08/29
68221	Goldman Sachs SP (Asia) – HSI R Bear CBBC Nov 2017 L	2017/08/28	2017/08/29
68219	Goldman Sachs SP (Asia) – HSI R Bear CBBC Nov 2017 K	2017/08/28	2017/08/29
64127	SG Issuer – HS H-SH ETF R Bear CBBC Oct 2017 A	2017/08/28	2017/08/29
66391	UBS AG – HSI R Bear CBBC Aug 2017 A	2017/08/28	2017/08/29
67199	SG Issuer – HKEX R Bull CBBC Sep 2017 B	2017/08/28	2017/08/29
61452	SG Issuer – PetroChina R Bear CBBC Aug 2017 A	2017/08/28	2017/08/29
63898	Goldman Sachs SP (Asia) – HSCEI R Bear CBBC Nov 2017 B	2017/08/28	2017/08/29
69106	Credit Suisse AG – HSI R Bear CBBC Oct 2017 N	2017/08/28	2017/08/29
62484	SG Issuer – Tencent R Bull CBBC Sep 2017 F	2017/08/28	2017/08/29
61487	SG Issuer – HSCEI R Bear CBBC Mar 2018 D	2017/08/28	2017/08/29
64285	SG Issuer – Tencent R Bull CBBC Aug 2017 G	2017/08/28	2017/08/29
61184	SG Issuer – Geely Auto R Bull CBBC Sep 2017 B	2017/08/28	2017/08/29
68542	SG Issuer – Tencent R Bull CBBC Aug 2017 D	2017/08/28	2017/08/29
68995	Credit Suisse AG – BOCL R Bear CBBC Feb 2018 A	2017/08/28	2017/08/29
64803	Credit Suisse AG – HSCEI R Bear CBBC Sep 2017 A	2017/08/28	2017/08/29
67109	SG Issuer – Ping An R Bull CBBC Sep 2017 A	2017/08/28	2017/08/29
67730	UBS AG – HSI R Bear CBBC Oct 2017 N	2017/08/28	2017/08/29
60714	Credit Suisse AG – Lenovo R Bear CBBC Aug 2017 A	2017/08/29	2017/08/31
61745	HK Bank – HSI R Bull CBBC Aug 2017 D	2017/08/29	2017/08/31
64318	Goldman Sachs SP (Asia) – HSI R Bear CBBC Mar 2018 B	2017/08/29	2017/08/30
64319	Goldman Sachs SP (Asia) – HSI R Bear CBBC Mar 2018 C	2017/08/29	2017/08/30
62700	J P Morgan SP BV – Tencent R Bull CBBC Jan 2018 J	2017/08/29	2017/08/30
64398	J P Morgan SP BV – HSI R Bear CBBC Nov 2017 K	2017/08/29	2017/08/30
61521	Credit Suisse AG – HSI R Bull CBBC Aug 2017 A	2017/08/29	2017/08/31
63281	HK Bank – Tencent R Bull CBBC Mar 2018 O	2017/08/29	2017/08/30
62501	SG Issuer – Tencent R Bull CBBC Mar 2018 P	2017/08/29	2017/08/30
64473	SG Issuer – Ping An R Bull CBBC Apr 2018 B	2017/08/29	2017/08/30
67666	SG Issuer – CAM CSI300 R Bull CBBC Aug 2017 A	2017/08/29	2017/08/31
64461	SG Issuer – HSI R Bear CBBC Dec 2017 V	2017/08/29	2017/08/30
63535	Credit Suisse AG – Tencent R Bull CBBC Jun 2018 F	2017/08/29	2017/08/30
64399	J P Morgan SP BV – HSI R Bear CBBC Nov 2017 L	2017/08/29	2017/08/30
64453	J P Morgan SP BV – CUni R Bull CBBC Feb 2018 B	2017/08/29	2017/08/30
61731	SG Issuer – Tencent R Bull CBBC Aug 2017 E	2017/08/29	2017/08/31
66828	HK Bank – HSCEI R Bull CBBC Aug 2017 C	2017/08/29	2017/08/31
64378	Credit Suisse AG – Ping An R Bull CBBC Oct 2018 C	2017/08/29	2017/08/30

List of expired CBBC, 2017 (continued)

Code	CBBC	Last trading date	Delisted date
64377	Credit Suisse AG – HSI R Bear CBBC Nov 2017 U	2017/08/29	2017/08/30
64376	Credit Suisse AG – HSI R Bear CBBC Jan 2018 O	2017/08/29	2017/08/30
64366	Credit Suisse AG – HSI R Bear CBBC Dec 2017 K	2017/08/29	2017/08/30
64364	Credit Suisse AG – HSI R Bear CBBC Nov 2017 E	2017/08/29	2017/08/30
64354	Haitong Int'l Sec – CUni R Bull CBBC Mar 2018 A	2017/08/29	2017/08/30
67742	SG Issuer – A50 R Bull CBBC Aug 2017 A	2017/08/29	2017/08/31
64391	UBS AG – HSI R Bear CBBC Dec 2017 T	2017/08/29	2017/08/30
63750	UBS AG – Tencent R Bull CBBC Mar 2018 F	2017/08/29	2017/08/30
63372	Bank of East Asia – Tencent R Bull CBBC Jun 2018 R	2017/08/29	2017/08/30
64002	Credit Suisse AG – Tencent R Bull CBBC Jun 2018 K	2017/08/29	2017/08/30
63964	Macquarie Bank Ltd. – Tencent R Bull CBBC Apr 2018 A	2017/08/29	2017/08/30
63650	HK Bank – Tencent R Bull CBBC Apr 2018 A	2017/08/29	2017/08/30
63651	HK Bank – Tencent R Bull CBBC Apr 2018 H	2017/08/29	2017/08/30
68528	J P Morgan SP BV – HSCEI R Bull CBBC Aug 2017 B	2017/08/29	2017/08/31
63674	Macquarie Bank Ltd. – Tencent R Bull CBBC Mar 2018 G	2017/08/29	2017/08/30
66119	SG Issuer – Tencent R Bull CBBC Aug 2017 B	2017/08/29	2017/08/31
63739	BNP Paribas Issuance B.V. – Tencent R Bull CBBC Aug 2018 N	2017/08/29	2017/08/30
63952	Haitong Int'l Sec – Tencent R Bull CBBC Jul 2018 E	2017/08/29	2017/08/30
63760	J P Morgan SP BV – Tencent R Bull CBBC Jan 2018 K	2017/08/29	2017/08/30
63763	J P Morgan SP BV – Tencent R Bull CBBC Jan 2018 L	2017/08/29	2017/08/30
67221	UBS AG – HSI R Bull CBBC Aug 2017 R	2017/08/29	2017/08/31
61349	SG Issuer – Galaxy R Bull CBBC Aug 2017 C	2017/08/29	2017/08/31
62126	HK Bank – CUni R Bull CBBC Aug 2018 B	2017/08/29	2017/08/30
67297	J P Morgan SP BV – HSI R Bull CBBC Aug 2017 P	2017/08/29	2017/08/31
63811	Haitong Int'l Sec – Tencent R Bull CBBC Jun 2018 F	2017/08/29	2017/08/30
63014	SG Issuer – Tencent R Bull CBBC Mar 2018 Q	2017/08/29	2017/08/30
63729	HK Bank – Tencent R Bull CBBC Mar 2018 P	2017/08/29	2017/08/30
64248	UBS AG – HSCEI R Bull CBBC Aug 2017 A	2017/08/29	2017/08/31
66116	SG Issuer – Tencent R Bull CBBC Aug 2017 A	2017/08/29	2017/08/31
63338	BNP Paribas Issuance B.V. – Tencent R Bull CBBC Aug 2018 M	2017/08/29	2017/08/30
64059	Bank of East Asia – Tencent R Bull CBBC Jun 2018 U	2017/08/29	2017/08/30
63337	BNP Paribas Issuance B.V. – Tencent R Bull CBBC Aug 2018 O	2017/08/29	2017/08/30
64078	J P Morgan SP BV – Sunny Optical R Bull CBBC Jan 2018 B	2017/08/29	2017/08/30
63311	SG Issuer – Tencent R Bull CBBC Mar 2018 S	2017/08/29	2017/08/30
63307	SG Issuer – Tencent R Bull CBBC Mar 2018 R	2017/08/29	2017/08/30
60740	HK Bank – HSI R Bull CBBC Aug 2017 C	2017/08/29	2017/08/31
67736	Credit Suisse AG – HSI R Bull CBBC Aug 2017 K	2017/08/29	2017/08/31
63305	SG Issuer – Tencent R Bull CBBC Jan 2018 V	2017/08/29	2017/08/30
63797	SG Issuer – CSA50 R Bear CBBC Apr 2018 A	2017/08/30	2017/08/31
67270	Credit Suisse AG – HSI R Bear CBBC Dec 2017 P	2017/08/30	2017/08/31
68217	J P Morgan SP BV – HSI R Bear CBBC Jan 2018 Q	2017/08/30	2017/08/31
68115	HK Bank – CM Bank R Bull CBBC Aug 2017 A	2017/08/30	2017/09/01
64368	Credit Suisse AG – HSI R Bear CBBC Jan 2018 M	2017/08/30	2017/08/31
64456	J P Morgan SP BV – Tencent R Bear CBBC Feb 2018 L	2017/08/30	2017/08/31
68385	Goldman Sachs SP (Asia) – HSI R Bear CBBC Nov 2017 R	2017/08/30	2017/08/31
66971	HK Bank – HSI R Bear CBBC Jul 2018 H	2017/08/30	2017/08/31
61137	UBS AG – HSI R Bear CBBC Nov 2017 Q	2017/08/30	2017/08/31
65501	HK Bank – Sands China R Bull CBBC Aug 2017 A	2017/08/30	2017/09/01
61495	HK Bank – SHK Ppt R Bear CBBC Sep 2017 A	2017/08/30	2017/08/31
60454	HK Bank – Tencent R Bull CBBC Aug 2017 A	2017/08/30	2017/09/01
66796	HK Bank – CC Bank R Bull CBBC Aug 2017 B	2017/08/30	2017/09/01
67405	SG Issuer – HSI R Bear CBBC Dec 2017 G	2017/08/30	2017/08/31
68047	BNP Paribas Issuance B.V. – HSI R Bear CBBC Feb 2018 C	2017/08/30	2017/08/31
60763	HK Bank – Haitong Sec R Bull CBBC Aug 2017 A	2017/08/30	2017/09/01
64541	HK Bank – Lenovo R Bull CBBC Aug 2017 A	2017/08/30	2017/09/01
61010	Macquarie Bank Ltd. – HSI R Bear CBBC Aug 2018 M	2017/08/30	2017/08/31
65987	HK Bank – ABC R Bull CBBC Aug 2017 B	2017/08/30	2017/09/01
64485	BNP Paribas Issuance B.V. – Ping An R Bull CBBC Aug 2018 I	2017/08/31	2017/09/01
64497	UBS AG – HSI R Bear CBBC Dec 2017 U	2017/08/31	2017/09/01
64499	UBS AG – HSI R Bear CBBC Dec 2017 V	2017/08/31	2017/09/01
64575	SG Issuer – HSI R Bear CBBC Jan 2018 R	2017/08/31	2017/09/01
64508	Credit Suisse AG – HSI R Bear CBBC Dec 2017 M	2017/08/31	2017/09/01
68906	SG Issuer – Greatwall Motor R Bull CBBC Apr 2018 A	2017/08/31	2017/09/01
64547	Goldman Sachs SP (Asia) – HSI R Bear CBBC Mar 2018 D	2017/08/31	2017/09/01
64509	Credit Suisse AG – HSI R Bear CBBC Feb 2018 D	2017/08/31	2017/09/01
64482	BNP Paribas Issuance B.V. – HSI R Bear CBBC Mar 2018 E	2017/08/31	2017/09/01
64532	Credit Suisse AG – Sunny Optical R Bull CBBC Mar 2018 C	2017/08/31	2017/09/01
64551	J P Morgan SP BV – HSI R Bear CBBC Dec 2017 M	2017/08/31	2017/09/01
64550	J P Morgan SP BV – HSI R Bear CBBC Dec 2017 L	2017/08/31	2017/09/01
64560	SG Issuer – HSI R Bear CBBC Dec 2017 W	2017/08/31	2017/09/01
64196	Macquarie Bank Ltd. – Tencent R Bear CBBC Apr 2018 C	2017/08/31	2017/09/01
64478	BNP Paribas Issuance B.V. – HSI R Bear CBBC Mar 2018 D	2017/08/31	2017/09/01
62006	Credit Suisse AG – Sinopec Corp R Bear CBBC Feb 2018 C	2017/09/01	2017/09/04
69092	UBS AG – HSBC R Bull CBBC Dec 2017 A	2017/09/01	2017/09/04
63355	UBS AG – HSI R Bull CBBC Dec 2017 V	2017/09/01	2017/09/04
60737	HK Bank – CITIC Sec R Bull CBBC Sep 2017 A	2017/09/01	2017/09/05
64619	Credit Suisse AG – HSI R Bear CBBC Dec 2017 D	2017/09/01	2017/09/04
64615	Credit Suisse AG – HSI R Bear CBBC Jan 2018 P	2017/09/01	2017/09/04
63366	UBS AG – HSI R Bull CBBC Dec 2017 X	2017/09/01	2017/09/04
69295	UBS AG – HSI R Bull CBBC Jul 2018 F	2017/09/01	2017/09/04
69166	UBS AG – HSI R Bull CBBC Jul 2018 E	2017/09/01	2017/09/04
60144	UBS AG – HSI R Bull CBBC Jul 2018 I	2017/09/01	2017/09/04
65845	UBS AG – HSI R Bull CBBC Sep 2017 R	2017/09/01	2017/09/04
69760	UBS AG – HSI R Bull CBBC Aug 2018 P	2017/09/01	2017/09/04
64594	UBS AG – HSI R Bear CBBC Dec 2017 Y	2017/09/01	2017/09/04
69577	UBS AG – HSI R Bull CBBC Nov 2017 C	2017/09/01	2017/09/04
64593	UBS AG – HSI R Bear CBBC Dec 2017 X	2017/09/01	2017/09/04

List of expired CBBC, 2017 (continued)

Code	CBBC	Last trading date	Delisted date
65880	UBS AG – HSI R Bull CBBC Jan 2018 S	2017/09/01	2017/09/04
64588	Goldman Sachs SP (Asia) – HSI R Bear CBBC Mar 2018 G	2017/09/01	2017/09/04
64587	Goldman Sachs SP (Asia) – HSI R Bear CBBC Mar 2018 F	2017/09/01	2017/09/04
63393	HK Bank – Galaxy Ent R Bear CBBC Feb 2018 B	2017/09/01	2017/09/04
65891	UBS AG – HSI R Bull CBBC Nov 2017 P	2017/09/01	2017/09/04
68896	UBS AG – HSI R Bull CBBC Aug 2018 M	2017/09/01	2017/09/04
63789	UBS AG – HSI R Bull CBBC Oct 2017 N	2017/09/01	2017/09/04
64730	J P Morgan SP BV – Tencent R Bull CBBC Dec 2017 G	2017/09/01	2017/09/04
64731	J P Morgan SP BV – Tencent R Bear CBBC Jan 2018 F	2017/09/01	2017/09/04
62994	UBS AG – HSI R Bull CBBC Sep 2017 J	2017/09/01	2017/09/04
64714	SG Issuer – ICBC R Bull CBBC Aug 2018 E	2017/09/01	2017/09/04
64735	J P Morgan SP BV – HKEX R Bull CBBC Dec 2017 U	2017/09/01	2017/09/04
64738	J P Morgan SP BV – CC Bank R Bull CBBC Aug 2018 D	2017/09/01	2017/09/04
64711	SG Issuer – HKEX R Bull CBBC Jun 2018 C	2017/09/01	2017/09/04
64710	SG Issuer – China Life R Bull CBBC Apr 2018 D	2017/09/01	2017/09/04
64706	SG Issuer – CCB R Bull CBBC Aug 2018 F	2017/09/01	2017/09/04
63931	UBS AG – HSI R Bull CBBC Jan 2018 D	2017/09/01	2017/09/04
64703	SG Issuer – ABC R Bull CBBC Aug 2018 C	2017/09/01	2017/09/04
64639	Credit Suisse AG – HKEX R Bull CBBC Jun 2018 G	2017/09/01	2017/09/04
67070	UBS AG – HSI R Bull CBBC Feb 2018 D	2017/09/01	2017/09/04
60700	UBS AG – HSI R Bull CBBC Nov 2017 I	2017/09/01	2017/09/04
64698	SG Issuer – HSI R Bear CBBC Dec 2017 X	2017/09/01	2017/09/04
64697	SG Issuer – HSI R Bear CBBC Dec 2017 L	2017/09/01	2017/09/04
64769	J P Morgan SP BV – HSI R Bear CBBC Dec 2017 O	2017/09/01	2017/09/04
64772	J P Morgan SP BV – HSI R Bear CBBC Dec 2017 P	2017/09/01	2017/09/04
64691	Credit Suisse AG – China Life R Bull CBBC Jul 2018 A	2017/09/01	2017/09/04
64680	Credit Suisse AG – ICBC R Bull CBBC Sep 2018 G	2017/09/01	2017/09/04
64668	Credit Suisse AG – CCB R Bull CBBC Sep 2018 I	2017/09/01	2017/09/04
64591	UBS AG – HSI R Bear CBBC Dec 2017 W	2017/09/01	2017/09/04
64741	J P Morgan SP BV – ICBC R Bull CBBC Sep 2018 B	2017/09/01	2017/09/04
61039	UBS AG – HSI R Bull CBBC Jul 2018 N	2017/09/01	2017/09/04
69790	UBS AG – HSI R Bull CBBC Sep 2017 E	2017/09/01	2017/09/04
64722	SG Issuer – HS H-SH ETF R Bull CBBC Apr 2018 B	2017/09/01	2017/09/04
62356	J P Morgan SP BV – Galaxy Ent R Bear CBBC Feb 2018 A	2017/09/01	2017/09/04
64215	UBS AG – HSI R Bull CBBC Dec 2017 T	2017/09/01	2017/09/04
63504	UBS AG – HSI R Bull CBBC Nov 2017 M	2017/09/01	2017/09/04
60147	UBS AG – HSI R Bull CBBC Jul 2018 J	2017/09/01	2017/09/04
61679	UBS AG – HSBC R Bull CBBC Nov 2017 C	2017/09/01	2017/09/04
69384	UBS AG – HSI R Bull CBBC Nov 2017 V	2017/09/01	2017/09/04
64549	Goldman Sachs SP (Asia) – HSI R Bear CBBC Mar 2018 E	2017/09/01	2017/09/04
66628	Credit Suisse AG – Galaxy Ent R Bear CBBC Dec 2017 D	2017/09/01	2017/09/04
64582	BNP Paribas Issuance B.V. – HSI R Bear CBBC Mar 2018 J	2017/09/01	2017/09/04
65802	UBS AG – HSI R Bull CBBC Aug 2018 X	2017/09/01	2017/09/04
68617	UBS AG – HSI R Bull CBBC Aug 2018 K	2017/09/01	2017/09/04
60340	UBS AG – HSI R Bull CBBC Dec 2017 A	2017/09/01	2017/09/04
69586	UBS AG – HSI R Bull CBBC Dec 2017 O	2017/09/01	2017/09/04
68114	UBS AG – HSI R Bull CBBC Aug 2018 I	2017/09/01	2017/09/04
67933	UBS AG – HSI R Bull CBBC Dec 2017 P	2017/09/01	2017/09/04
68381	UBS AG – HSI R Bull CBBC Feb 2018 G	2017/09/01	2017/09/04
67929	UBS AG – HSI R Bull CBBC Jan 2018 E	2017/09/01	2017/09/04
63694	UBS AG – HSI R Bull CBBC Nov 2017 R	2017/09/01	2017/09/04
60896	UBS AG – HSI R Bull CBBC Jul 2018 M	2017/09/01	2017/09/04
66663	SG Issuer – Galaxy R Bear CBBC Sep 2017 E	2017/09/01	2017/09/04
67821	UBS AG – HSI R Bull CBBC Nov 2017 L	2017/09/01	2017/09/04
64577	BNP Paribas Issuance B.V. – HSI R Bear CBBC Mar 2018 I	2017/09/01	2017/09/04
66560	UBS AG – HSI R Bull CBBC Jan 2018 W	2017/09/01	2017/09/04
60082	UBS AG – HSI R Bull CBBC Oct 2017 H	2017/09/01	2017/09/04
63130	HK Bank – China Mobile R Bull CBBC Mar 2018 B	2017/09/04	2017/09/05
67167	HK Bank – Galaxy Ent R Bear CBBC Feb 2018 A	2017/09/04	2017/09/05
64777	SG Issuer – CCB R Bull CBBC Aug 2018 G	2017/09/04	2017/09/05
64869	SG Issuer – HSI R Bull CBBC Apr 2019 I	2017/09/04	2017/09/05
64859	SG Issuer – Tencent R Bull CBBC Jan 2018 W	2017/09/04	2017/09/05
64757	J P Morgan SP BV – HSI R Bull CBBC Oct 2018 S	2017/09/04	2017/09/05
64885	UBS AG – HSI R Bear CBBC Dec 2017 Z	2017/09/04	2017/09/05
64870	SG Issuer – HSI R Bull CBBC Jul 2019 B	2017/09/04	2017/09/05
64788	HK Bank – HKEX R Bull CBBC Jun 2018 J	2017/09/04	2017/09/05
64889	UBS AG – HSI R Bull CBBC Nov 2018 V	2017/09/04	2017/09/05
64890	UBS AG – HSI R Bull CBBC Sep 2018 R	2017/09/04	2017/09/05
64919	J P Morgan SP BV – HSI R Bull CBBC Nov 2018 U	2017/09/04	2017/09/05
64839	HK Bank – ICBC R Bull CBBC Aug 2018 F	2017/09/04	2017/09/05
64846	Goldman Sachs SP (Asia) – HSI R Bull CBBC Dec 2018 E	2017/09/04	2017/09/05
64847	Goldman Sachs SP (Asia) – HSI R Bull CBBC Dec 2018 F	2017/09/04	2017/09/05
62151	Credit Suisse AG – Galaxy Ent R Bear CBBC Jan 2018 B	2017/09/04	2017/09/05
63005	SG Issuer – Lenovo R Bull CBBC Oct 2018 A	2017/09/04	2017/09/05
64855	Bank of East Asia – CC Bank R Bull CBBC Aug 2018 A	2017/09/04	2017/09/05
64857	SG Issuer – HSI R Bull CBBC Apr 2019 G	2017/09/04	2017/09/05
63178	Credit Suisse AG – China Mobile R Bull CBBC Oct 2018 A	2017/09/04	2017/09/05
63126	UBS AG – China Mobile R Bull CBBC Apr 2018 B	2017/09/04	2017/09/05
64935	Credit Suisse AG – HSI R Bull CBBC Mar 2018 U	2017/09/04	2017/09/05
64827	HK Bank – Ping An R Bull CBBC Apr 2018 C	2017/09/04	2017/09/05
64943	Credit Suisse AG – Tencent R Bull CBBC Jun 2018 O	2017/09/04	2017/09/05
64926	Credit Suisse AG – HSI R Bear CBBC Jan 2018 Q	2017/09/04	2017/09/05
64779	SG Issuer – ICBC R Bull CBBC Aug 2018 F	2017/09/04	2017/09/05
64858	SG Issuer – HKEX R Bull CBBC Feb 2018 L	2017/09/04	2017/09/05
64820	HK Bank – Tencent R Bull CBBC Apr 2018 N	2017/09/04	2017/09/05
64818	HK Bank – Tencent R Bull CBBC Apr 2018 K	2017/09/04	2017/09/05
64941	Credit Suisse AG – HSI R Bull CBBC Sep 2018 B	2017/09/04	2017/09/05

List of expired CBBC, 2017 (continued)

Code	CBBC	Last trading date	Delisted date
64794	HK Bank – HKE X R Bull CBBC Jul 2018 Q	2017/09/04	2017/09/05
64917	J P Morgan SP BV – HSI R Bull CBBC Oct 2018 Q	2017/09/04	2017/09/05
64908	J P Morgan SP BV – HSI R Bear CBBC Dec 2017 Q	2017/09/04	2017/09/05
64836	HK Bank – CC Bank R Bull CBBC Aug 2018 G	2017/09/04	2017/09/05
64785	BNP Paribas Issuance B.V. – HSI R Bull CBBC Sep 2018 X	2017/09/04	2017/09/05
64782	BNP Paribas Issuance B.V. – HSI R Bull CBBC Sep 2018 W	2017/09/04	2017/09/05
64781	SG Issuer – Tencent R Bull CBBC Apr 2018 H	2017/09/04	2017/09/05
64197	J P Morgan SP BV – Lenovo R Bull CBBC Dec 2017 B	2017/09/04	2017/09/05
65287	Credit Suisse AG – Sands China R Bear CBBC Mar 2018 A	2017/09/04	2017/09/05
64633	Credit Suisse AG – HSCEI R Bull CBBC Mar 2018 G	2017/09/04	2017/09/05
64727	Goldman Sachs SP (Asia) – HSI R Bull CBBC Dec 2018 C	2017/09/04	2017/09/05
64621	Credit Suisse AG – HSI R Bull CBBC Mar 2018 S	2017/09/04	2017/09/05
64529	Credit Suisse AG – ICBC R Bull CBBC Sep 2018 F	2017/09/04	2017/09/05
64689	Credit Suisse AG – BOCL R Bull CBBC Sep 2018 B	2017/09/04	2017/09/05
64620	Credit Suisse AG – HSI R Bull CBBC May 2018 G	2017/09/04	2017/09/05
64604	UBS AG – HSI R Bull CBBC Oct 2018 U	2017/09/04	2017/09/05
63482	J P Morgan SP BV – China Mobile R Bull CBBC Nov 2018 A	2017/09/04	2017/09/05
64701	SG Issuer – HSI R Bull CBBC Mar 2019 J	2017/09/04	2017/09/05
64387	Bank of East Asia – Ping An R Bull CBBC Jun 2018 H	2017/09/04	2017/09/05
64455	J P Morgan SP BV – Ping An R Bull CBBC Mar 2018 B	2017/09/04	2017/09/05
64702	SG Issuer – HSI R Bull CBBC Apr 2019 F	2017/09/04	2017/09/05
64590	BNP Paribas Issuance B.V. – HSI R Bull CBBC Sep 2018 V	2017/09/04	2017/09/05
64517	Credit Suisse AG – Ping An R Bull CBBC Oct 2018 D	2017/09/04	2017/09/05
64705	SG Issuer – BOCL R Bull CBBC Aug 2018 E	2017/09/04	2017/09/05
64514	Credit Suisse AG – CCB R Bull CBBC Sep 2018 H	2017/09/04	2017/09/05
64513	Credit Suisse AG – Tencent R Bull CBBC Jun 2018 N	2017/09/04	2017/09/05
64601	UBS AG – Ping An R Bull CBBC Aug 2018 A	2017/09/04	2017/09/05
64607	UBS AG – HSI R Bull CBBC Nov 2018 T	2017/09/04	2017/09/05
64578	BNP Paribas Issuance B.V. – HSI R Bull CBBC Sep 2018 U	2017/09/04	2017/09/05
64571	SG Issuer – Ping An R Bull CBBC Apr 2018 C	2017/09/04	2017/09/05
65081	Goldman Sachs SP (Asia) – HSI R Bear CBBC Mar 2018 J	2017/09/05	2017/09/06
65084	Credit Suisse AG – HSI R Bull CBBC Sep 2018 E	2017/09/05	2017/09/06
65102	J P Morgan SP BV – Tencent R Bear CBBC Jan 2018 G	2017/09/05	2017/09/06
65103	J P Morgan SP BV – HSI R Bull CBBC Nov 2018 V	2017/09/05	2017/09/06
65104	J P Morgan SP BV – HSI R Bear CBBC Dec 2017 S	2017/09/05	2017/09/06
65078	SG Issuer – CUni R Bull CBBC Jul 2018 A	2017/09/05	2017/09/06
65082	Credit Suisse AG – HSI R Bull CBBC Mar 2018 Y	2017/09/05	2017/09/06
65086	Credit Suisse AG – HSI R Bear CBBC Jan 2018 R	2017/09/05	2017/09/06
65032	Macquarie Bank Ltd. – Tencent R Bear CBBC Apr 2018 E	2017/09/05	2017/09/06
65057	UBS AG – Tencent R Bull CBBC Apr 2018 D	2017/09/05	2017/09/06
65046	UBS AG – HSI R Bull CBBC Oct 2018 X	2017/09/05	2017/09/06
64995	HK Bank – Ping An R Bull CBBC Mar 2018 G	2017/09/05	2017/09/06
64977	SG Issuer – Tencent R Bull CBBC Feb 2018 U	2017/09/05	2017/09/06
64991	HK Bank – Tencent R Bear CBBC Mar 2018 L	2017/09/05	2017/09/06
65064	UBS AG – HSI R Bear CBBC Dec 2017 K	2017/09/05	2017/09/06
65013	HK Bank – HSI R Bull CBBC Apr 2018 X	2017/09/05	2017/09/06
65031	Macquarie Bank Ltd. – Tencent R Bear CBBC Apr 2018 D	2017/09/05	2017/09/06
64966	Goldman Sachs SP (Asia) – HSI R Bull CBBC Nov 2018 I	2017/09/05	2017/09/06
65001	HK Bank – ABC R Bull CBBC Aug 2018 E	2017/09/05	2017/09/06
65072	SG Issuer – HSI R Bear CBBC Jan 2018 T	2017/09/05	2017/09/06
65073	SG Issuer – HSI R Bear CBBC Feb 2018 G	2017/09/05	2017/09/06
64971	SG Issuer – Ping An R Bull CBBC Apr 2018 D	2017/09/05	2017/09/06
65012	HK Bank – HSI R Bull CBBC Apr 2018 T	2017/09/06	2017/09/07
65123	HK Bank – China Shenhua R Bull CBBC Aug 2018 C	2017/09/06	2017/09/07
65124	HK Bank – BOCL R Bull CBBC Aug 2018 F	2017/09/06	2017/09/07
65230	Credit Suisse AG – HSCEI R Bull CBBC Apr 2018 L	2017/09/06	2017/09/07
64486	BNP Paribas Issuance B.V. – HSI R Bull CBBC Sep 2018 B	2017/09/06	2017/09/07
64500	UBS AG – HSI R Bull CBBC Nov 2018 S	2017/09/06	2017/09/07
64511	Credit Suisse AG – HSI R Bull CBBC May 2018 F	2017/09/06	2017/09/07
65120	BNP Paribas Issuance B.V. – HSCEI R Bull CBBC Aug 2018 W	2017/09/06	2017/09/07
65209	Credit Suisse AG – HSI R Bull CBBC May 2018 I	2017/09/06	2017/09/07
65237	Credit Suisse AG – HSBC R Bull CBBC Jul 2018 C	2017/09/06	2017/09/07
65207	Credit Suisse AG – CM Bank R Bull CBBC Nov 2018 A	2017/09/06	2017/09/07
64942	Credit Suisse AG – HSI R Bull CBBC May 2018 H	2017/09/06	2017/09/07
65135	HK Bank – HSCEI R Bull CBBC Apr 2018 H	2017/09/06	2017/09/07
65128	HK Bank – HSI R Bull CBBC Apr 2018 F	2017/09/06	2017/09/07
65059	UBS AG – HKE X R Bull CBBC Jun 2018 B	2017/09/06	2017/09/07
64729	Goldman Sachs SP (Asia) – HSI R Bull CBBC Dec 2018 D	2017/09/06	2017/09/07
65283	SG Issuer – HKE X R Bull CBBC Jul 2018 B	2017/09/06	2017/09/07
65282	SG Issuer – HSI R Bull CBBC Mar 2019 K	2017/09/06	2017/09/07
64862	Goldman Sachs SP (Asia) – HSI R Bull CBBC Dec 2018 G	2017/09/06	2017/09/07
65278	SG Issuer – HSI R Bull CBBC Feb 2019 B	2017/09/06	2017/09/07
64367	Credit Suisse AG – HSI R Bull CBBC May 2018 E	2017/09/06	2017/09/07
64370	Credit Suisse AG – HSBC R Bull CBBC Jul 2018 B	2017/09/06	2017/09/07
64891	UBS AG – HSI R Bull CBBC Sep 2018 S	2017/09/06	2017/09/07
64920	J P Morgan SP BV – HSI R Bull CBBC Dec 2018 I	2017/09/06	2017/09/07
65113	BNP Paribas Issuance B.V. – Tencent R Bull CBBC Aug 2018 F	2017/09/06	2017/09/07
64987	HK Bank – HKE X R Bull CBBC Jul 2018 S	2017/09/06	2017/09/07
65048	UBS AG – HSI R Bull CBBC Sep 2018 L	2017/09/06	2017/09/07
65077	SG Issuer – HSI R Bull CBBC Jan 2019 L	2017/09/06	2017/09/07
64394	UBS AG – HSI R Bull CBBC Oct 2018 S	2017/09/06	2017/09/07
64931	Credit Suisse AG – HKE X R Bull CBBC Jun 2018 H	2017/09/06	2017/09/07
64400	J P Morgan SP BV – HSI R Bull CBBC Oct 2018 C	2017/09/06	2017/09/07
65034	HK Bank – Tencent R Bull CBBC Mar 2018 X	2017/09/06	2017/09/07
65234	Credit Suisse AG – HSI R Bull CBBC May 2018 J	2017/09/06	2017/09/07
65174	Goldman Sachs SP (Asia) – HSI R Bull CBBC Nov 2018 J	2017/09/06	2017/09/07
64602	UBS AG – CC Bank R Bull CBBC Aug 2018 C	2017/09/06	2017/09/07

List of expired CBBC, 2017 (continued)

Code	CBBC	Last trading date	Delisted date
64603	UBS AG – China Life R Bull CBBC Jul 2018 B	2017/09/06	2017/09/07
65169	UBS AG – HSI R Bull CBBC Oct 2018 Z	2017/09/06	2017/09/07
64821	HK Bank – China Life R Bull CBBC Jul 2018 C	2017/09/06	2017/09/07
65141	Macquarie Bank Ltd. – Tencent R Bull CBBC Apr 2018 E	2017/09/06	2017/09/07
65170	UBS AG – Tencent R Bull CBBC Feb 2018 K	2017/09/06	2017/09/07
64867	SG Issuer – HSI R Bull CBBC Apr 2019 H	2017/09/06	2017/09/07
65171	Bank of East Asia – Tencent R Bull CBBC Jun 2018 Y	2017/09/06	2017/09/07
64815	HK Bank – HSCEI R Bull CBBC Apr 2018 G	2017/09/06	2017/09/07
64804	HK Bank – HSI R Bull CBBC Apr 2018 R	2017/09/06	2017/09/07
65166	UBS AG – HSI R Bull CBBC Oct 2018 Y	2017/09/06	2017/09/07
65172	Bank of East Asia – Tencent R Bull CBBC Jun 2018 Z	2017/09/06	2017/09/07
64608	UBS AG – HSI R Bull CBBC Oct 2018 V	2017/09/06	2017/09/07
65184	J P Morgan SP BV – HSI R Bull CBBC Nov 2018 W	2017/09/06	2017/09/07
65176	Goldman Sachs SP (Asia) – HSI R Bull CBBC Nov 2018 K	2017/09/06	2017/09/07
64764	J P Morgan SP BV – HSI R Bull CBBC Dec 2018 H	2017/09/06	2017/09/07
64758	J P Morgan SP BV – HSI R Bull CBBC Nov 2018 T	2017/09/06	2017/09/07
64699	SG Issuer – HSI R Bull CBBC Mar 2019 I	2017/09/06	2017/09/07
65180	J P Morgan SP BV – HSI R Bull CBBC Dec 2018 J	2017/09/06	2017/09/07
64744	J P Morgan SP BV – HSBC R Bull CBBC Aug 2018 C	2017/09/06	2017/09/07
64712	SG Issuer – HKEX R Bull CBBC Jun 2018 D	2017/09/06	2017/09/07
64713	SG Issuer – HSBC R Bull CBBC Apr 2018 E	2017/09/06	2017/09/07
64734	J P Morgan SP BV – HKEX R Bull CBBC Dec 2017 T	2017/09/06	2017/09/07
65183	J P Morgan SP BV – HSI R Bull CBBC Sep 2018 B	2017/09/06	2017/09/07
64624	Credit Suisse AG – HSI R Bull CBBC Sep 2018 D	2017/09/06	2017/09/07
64561	SG Issuer – HSI R Bull CBBC Nov 2018 R	2017/09/06	2017/09/07
65163	HK Bank – HSI R Bull CBBC Apr 2018 Z	2017/09/06	2017/09/07
64548	Goldman Sachs SP (Asia) – HSI R Bull CBBC Dec 2018 B	2017/09/06	2017/09/07
65161	HK Bank – Tencent R Bull CBBC Apr 2018 Q	2017/09/06	2017/09/07
64552	J P Morgan SP BV – HSI R Bull CBBC Oct 2018 U	2017/09/06	2017/09/07
64579	BNP Paribas Issuance B.V. – HSI R Bull CBBC Sep 2018 A	2017/09/06	2017/09/07
65162	HK Bank – HSI R Bull CBBC Apr 2018 Y	2017/09/06	2017/09/07
65198	J P Morgan SP BV – Tencent R Bull CBBC Dec 2017 N	2017/09/06	2017/09/07
64562	SG Issuer – HSI R Bull CBBC Dec 2018 J	2017/09/06	2017/09/07
65381	Credit Suisse AG – China Shenhua R Bull CBBC Sep 2018 B	2017/09/07	2017/09/08
65383	Credit Suisse AG – Tencent R Bull CBBC Jun 2018 R	2017/09/07	2017/09/08
65337	UBS AG – HSBC R Bull CBBC Aug 2018 B	2017/09/07	2017/09/08
64640	Credit Suisse AG – CNOOC R Bull CBBC Oct 2018 C	2017/09/07	2017/09/08
64954	Haitong Int'l Sec – Ping An R Bull CBBC Aug 2018 E	2017/09/07	2017/09/08
65320	Haitong Int'l Sec – HSBC R Bull CBBC Jul 2018 B	2017/09/07	2017/09/08
65398	SG Issuer – Tencent R Bull CBBC Mar 2018 W	2017/09/07	2017/09/08
65385	J P Morgan SP BV – HSI R Bull CBBC Dec 2018 K	2017/09/07	2017/09/08
65388	J P Morgan SP BV – Tencent R Bull CBBC Jan 2018 O	2017/09/07	2017/09/08
65391	SG Issuer – HSI R Bull CBBC Mar 2019 L	2017/09/07	2017/09/08
65203	Credit Suisse AG – HSI R Bear CBBC Feb 2018 M	2017/09/07	2017/09/08
65397	SG Issuer – Tencent R Bull CBBC Feb 2018 V	2017/09/07	2017/09/08
63402	HK Bank – Geely Auto R Bear CBBC Mar 2018 K	2017/09/07	2017/09/08
63398	HK Bank – Sands China R Bear CBBC Apr 2018 D	2017/09/07	2017/09/08
65295	HK Bank – AAC Tech R Bull CBBC Aug 2018 D	2017/09/07	2017/09/08
65352	Credit Suisse AG – HSI R Bull CBBC Sep 2018 Y	2017/09/07	2017/09/08
65347	Goldman Sachs SP (Asia) – HSI R Bull CBBC Dec 2018 H	2017/09/07	2017/09/08
65310	Macquarie Bank Ltd. – Tencent R Bull CBBC Apr 2018 F	2017/09/07	2017/09/08
65298	HK Bank – Tencent R Bull CBBC Mar 2018 Y	2017/09/07	2017/09/08
65332	UBS AG – HSI R Bull CBBC Nov 2018 W	2017/09/07	2017/09/08
65334	UBS AG – HSI R Bull CBBC Sep 2018 M	2017/09/07	2017/09/08
64330	SG Issuer – China Life R Bull CBBC Feb 2018 E	2017/09/07	2017/09/08
65292	HK Bank – CM Bank R Bull CBBC May 2018 A	2017/09/07	2017/09/08
65349	Goldman Sachs SP (Asia) – HSI R Bull CBBC Dec 2018 I	2017/09/07	2017/09/08
65350	Credit Suisse AG – HSI R Bull CBBC May 2018 K	2017/09/07	2017/09/08
62058	SG Issuer – SHK Ppt P R Bear CBBC Mar 2018 A	2017/09/08	2017/09/11
61470	HK Bank – Lenovo R Bull CBBC Sep 2018 A	2017/09/08	2017/09/11
65405	Bank of East Asia – Tencent R Bull CBBC Jun 2018 A	2017/09/08	2017/09/11
64206	UBS AG – Geely Auto R Bull CBBC Sep 2017 A	2017/09/08	2017/09/12
65481	SG Issuer – HSI R Bull CBBC Feb 2019 C	2017/09/08	2017/09/11
67722	HK Bank – SHK Ppt R Bear CBBC Jul 2018 A	2017/09/08	2017/09/11
65472	Credit Suisse AG – Tencent R Bull CBBC Jul 2018 A	2017/09/08	2017/09/11
65316	Haitong Int'l Sec – Evergrande R Bull CBBC Apr 2018 A	2017/09/08	2017/09/11
65407	Bank of East Asia – HSBC Holdings R Bull CBBC Apr 2018 A	2017/09/08	2017/09/11
65471	Credit Suisse AG – Galaxy Ent R Bull CBBC Jul 2018 A	2017/09/08	2017/09/11
65413	HK Bank – HKEX R Bull CBBC Aug 2018 A	2017/09/08	2017/09/11
65414	HK Bank – Sunny Optical R Bull CBBC Apr 2018 A	2017/09/08	2017/09/11
65433	UBS AG – HSI R Bull CBBC Aug 2018 F	2017/09/08	2017/09/11
68914	UBS AG – AIA R Bull CBBC Sep 2017 B	2017/09/08	2017/09/12
65467	Credit Suisse AG – HSI R Bull CBBC May 2018 L	2017/09/08	2017/09/11
60338	UBS AG – Tencent R Bull CBBC Sep 2017 F	2017/09/08	2017/09/12
64374	Credit Suisse AG – AIA R Bull CBBC Jun 2018 B	2017/09/08	2017/09/11
60074	UBS AG – A50 China R Bull CBBC Sep 2017 A	2017/09/08	2017/09/12
65430	Macquarie Bank Ltd. – HKEX R Bull CBBC Jun 2018 I	2017/09/08	2017/09/11
65024	Bank of East Asia – Tencent R Bear CBBC Jun 2018 H	2017/09/11	2017/09/12
65108	UBS AG – Tencent R Bear CBBC Feb 2018 F	2017/09/11	2017/09/12
65112	Goldman Sachs SP (Asia) – HSI R Bear CBBC Mar 2018 K	2017/09/11	2017/09/12
65079	Goldman Sachs SP (Asia) – HSI R Bear CBBC Mar 2018 I	2017/09/11	2017/09/12
65200	Credit Suisse AG – HSI R Bear CBBC Jan 2018 T	2017/09/11	2017/09/12
65177	J P Morgan SP BV – HSI R Bear CBBC Dec 2017 U	2017/09/11	2017/09/12
65119	BNP Paribas Issuance B.V. – Tencent R Bear CBBC Apr 2018 Q	2017/09/11	2017/09/12
65089	Credit Suisse AG – HSI R Bear CBBC Dec 2017 O	2017/09/11	2017/09/12
65070	UBS AG – HSI R Bear CBBC Dec 2017 O	2017/09/11	2017/09/12
65165	UBS AG – HSI R Bear CBBC Dec 2017 R	2017/09/11	2017/09/12

List of expired CBBC, 2017 (continued)

Code	CBBC	Last trading date	Delisted date
65551	SG Issuer – HSI R Bear CBBC Jan 2018 X	2017/09/11	2017/09/12
65499	SG Issuer – Sands R Bear CBBC Jun 2018 A	2017/09/11	2017/09/12
65570	J P Morgan SP BV – Tencent R Bear CBBC Dec 2017 I	2017/09/11	2017/09/12
65569	J P Morgan SP BV – HSI R Bear CBBC Dec 2017 X	2017/09/11	2017/09/12
65563	J P Morgan SP BV – Sunny Optical R Bull CBBC Feb 2018 B	2017/09/11	2017/09/12
65504	HK Bank – Tencent R Bull CBBC Apr 2018 R	2017/09/11	2017/09/12
65323	Haitong Int'l Sec – Sunny Optical R Bull CBBC Apr 2018 A	2017/09/11	2017/09/12
60214	Haitong Int'l Sec – CC Bank R Bull CBBC Sep 2017 A	2017/09/11	2017/09/13
65014	HK Bank – HSI R Bear CBBC Mar 2018 F	2017/09/11	2017/09/12
64952	SG Issuer – Tencent R Bear CBBC Mar 2018 K	2017/09/11	2017/09/12
65550	SG Issuer – HSI R Bear CBBC Dec 2017 K	2017/09/11	2017/09/12
65312	Macquarie Bank Ltd. – Tencent R Bear CBBC Apr 2018 F	2017/09/11	2017/09/12
65530	UBS AG – HSI R Bear CBBC Dec 2017 T	2017/09/11	2017/09/12
68977	Credit Suisse AG – Geely Auto R Bull CBBC Sep 2017 A	2017/09/11	2017/09/13
65566	J P Morgan SP BV – HSI R Bear CBBC Dec 2017 W	2017/09/11	2017/09/12
65547	Credit Suisse AG – HSI R Bear CBBC Jan 2018 M	2017/09/11	2017/09/12
65535	Credit Suisse AG – Tencent R Bull CBBC Jun 2018 S	2017/09/11	2017/09/12
64773	BNP Paribas Issuance B.V. – HSI R Bear CBBC Mar 2018 K	2017/09/11	2017/09/12
65492	BNP Paribas Issuance B.V. – HSI R Bull CBBC Sep 2018 W	2017/09/11	2017/09/12
65342	UBS AG – HSI R Bear CBBC Dec 2017 L	2017/09/11	2017/09/12
65106	UBS AG – Tencent R Bear CBBC Mar 2018 A	2017/09/12	2017/09/13
64863	SG Issuer – HSI R Bear CBBC Jan 2018 S	2017/09/12	2017/09/13
64886	UBS AG – HSI R Bear CBBC Dec 2017 M	2017/09/12	2017/09/13
65792	J P Morgan SP BV – Ping An R Bull CBBC Sep 2017 C	2017/09/12	2017/09/13
65105	J P Morgan SP BV – HSI R Bear CBBC Dec 2017 T	2017/09/12	2017/09/13
65641	J P Morgan SP BV – HSI R Bear CBBC Dec 2017 Y	2017/09/12	2017/09/13
65457	Goldman Sachs SP (Asia) – HSI R Bear CBBC Mar 2018 M	2017/09/12	2017/09/13
64056	Macquarie Bank Ltd. – Tencent R Bear CBBC Apr 2018 A	2017/09/12	2017/09/13
64774	BNP Paribas Issuance B.V. – HSI R Bear CBBC Mar 2018 L	2017/09/12	2017/09/13
64775	Goldman Sachs SP (Asia) – HSI R Bear CBBC Mar 2018 H	2017/09/12	2017/09/13
69727	J P Morgan SP BV – Tencent R Bull CBBC Sep 2017 I	2017/09/12	2017/09/13
63162	Credit Suisse AG – Geely Auto R Bear CBBC Apr 2018 C	2017/09/12	2017/09/13
65355	Credit Suisse AG – HSI R Bear CBBC Feb 2018 T	2017/09/12	2017/09/13
65432	UBS AG – HSI R Bear CBBC Jan 2018 D	2017/09/12	2017/09/13
65657	SG Issuer – HSI R Bear CBBC Dec 2017 Q	2017/09/12	2017/09/13
64043	BNP Paribas Issuance B.V. – Tencent R Bear CBBC Apr 2018 H	2017/09/12	2017/09/13
64459	J P Morgan SP BV – HSBC R Bull CBBC Sep 2017 D	2017/09/12	2017/09/13
65466	Credit Suisse AG – HSI R Bear CBBC Dec 2017 A	2017/09/12	2017/09/13
69472	J P Morgan SP BV – HSBC R Bull CBBC Sep 2017 B	2017/09/12	2017/09/13
64317	J P Morgan SP BV – HSBC R Bull CBBC Sep 2017 C	2017/09/12	2017/09/13
64912	J P Morgan SP BV – HSI R Bear CBBC Dec 2017 R	2017/09/12	2017/09/13
62378	SG Issuer – Geely Auto R Bear CBBC Feb 2018 A	2017/09/12	2017/09/13
64784	HK Bank – Geely Auto R Bear CBBC Sep 2018 B	2017/09/12	2017/09/13
65477	SG Issuer – HSI R Bear CBBC Feb 2018 K	2017/09/12	2017/09/13
64822	HK Bank – Tencent R Bear CBBC Mar 2018 I	2017/09/12	2017/09/13
68329	J P Morgan SP BV – CUni R Bull CBBC Sep 2017 A	2017/09/12	2017/09/13
65604	SG Issuer – CNOOC R Bull CBBC Jul 2018 B	2017/09/12	2017/09/13
65627	Credit Suisse AG – CSOP A50 ETF R Bull CBBC Apr 2018 B	2017/09/12	2017/09/13
65595	HK Bank – HKEX R Bull CBBC Jul 2018 T	2017/09/12	2017/09/13
65583	BNP Paribas Issuance B.V. – HSI R Bear CBBC Mar 2018 P	2017/09/12	2017/09/13
65016	HK Bank – HSI R Bear CBBC Mar 2018 H	2017/09/12	2017/09/13
65582	Goldman Sachs SP (Asia) – HSI R Bear CBBC Feb 2018 B	2017/09/12	2017/09/13
64994	HK Bank – CNOOC R Bull CBBC Jul 2018 B	2017/09/12	2017/09/13
64217	Credit Suisse AG – Tencent R Bear CBBC Feb 2018 L	2017/09/12	2017/09/13
65577	Goldman Sachs SP (Asia) – HSI R Bear CBBC Feb 2018 A	2017/09/12	2017/09/13
65636	UBS AG – HSI R Bear CBBC Dec 2017 U	2017/09/12	2017/09/13
64241	J P Morgan SP BV – Tencent R Bear CBBC Mar 2018 I	2017/09/12	2017/09/13
65071	UBS AG – HSI R Bear CBBC Dec 2017 P	2017/09/12	2017/09/13
65573	J P Morgan SP BV – HKEX R Bear CBBC Dec 2017 D	2017/09/12	2017/09/13
65075	SG Issuer – HSI R Bear CBBC Feb 2018 H	2017/09/12	2017/09/13
60615	J P Morgan SP BV – HKEX R Bull CBBC Sep 2017 A	2017/09/12	2017/09/13
64930	Credit Suisse AG – HSI R Bear CBBC Dec 2017 N	2017/09/12	2017/09/13
65633	Credit Suisse AG – HSI R Bear CBBC Jan 2018 P	2017/09/12	2017/09/13
65092	Credit Suisse AG – HSI R Bear CBBC Jan 2018 S	2017/09/12	2017/09/13
65864	SG Issuer – HSI R Bear CBBC Dec 2017 I	2017/09/13	2017/09/14
65878	SG Issuer – HSI R Bear CBBC Dec 2017 O	2017/09/13	2017/09/14
65731	HK Bank – HSI R Bear CBBC Mar 2018 J	2017/09/13	2017/09/14
65640	UBS AG – HSI R Bull CBBC Sep 2018 K	2017/09/13	2017/09/14
65757	UBS AG – HSI R Bear CBBC Jan 2018 E	2017/09/13	2017/09/14
65695	HK Bank – HKEX R Bull CBBC Jul 2018 U	2017/09/13	2017/09/14
65881	SG Issuer – HSI R Bear CBBC Jan 2018 Y	2017/09/13	2017/09/14
65532	Credit Suisse AG – HSI R Bull CBBC May 2018 M	2017/09/13	2017/09/14
65725	HK Bank – HSI R Bear CBBC Mar 2018 I	2017/09/13	2017/09/14
65908	J P Morgan SP BV – HSI R Bear CBBC Dec 2017 Z	2017/09/13	2017/09/14
65911	J P Morgan SP BV – HSI R Bear CBBC Jan 2018 E	2017/09/13	2017/09/14
65696	HK Bank – Tencent R Bear CBBC Apr 2018 F	2017/09/13	2017/09/14
65711	HK Bank – Galaxy Ent R Bear CBBC Jun 2018 A	2017/09/13	2017/09/14
65916	J P Morgan SP BV – HSI R Bear CBBC Jan 2018 G	2017/09/13	2017/09/14
65526	UBS AG – HSI R Bull CBBC Oct 2018 I	2017/09/13	2017/09/14
68710	Haitong Int'l Sec – BOCL R Bull CBBC Sep 2017 A	2017/09/13	2017/09/15
65833	BNP Paribas Issuance B.V. – HSI R Bear CBBC Mar 2018 V	2017/09/13	2017/09/14
65491	BNP Paribas Issuance B.V. – HSI R Bull CBBC Sep 2018 V	2017/09/13	2017/09/14
65495	Goldman Sachs SP (Asia) – HSI R Bull CBBC Dec 2018 J	2017/09/13	2017/09/14
65646	J P Morgan SP BV – HSI R Bull CBBC Jul 2018 B	2017/09/13	2017/09/14
65801	Credit Suisse AG – HSI R Bear CBBC Jan 2018 Q	2017/09/13	2017/09/14
65849	BNP Paribas Issuance B.V. – HSI R Bear CBBC Mar 2018 X	2017/09/13	2017/09/14
65505	HK Bank – AIA R Bull CBBC Jul 2018 D	2017/09/13	2017/09/14

List of expired CBBC, 2017 (continued)

Code	CBBC	Last trading date	Delisted date
65842	BNP Paribas Issuance B.V. – HSI R Bear CBBC Mar 2018 W	2017/09/13	2017/09/14
65753	UBS AG – HSI R Bear CBBC Dec 2017 V	2017/09/13	2017/09/14
65562	J P Morgan SP BV – HSI R Bull CBBC Dec 2018 L	2017/09/13	2017/09/14
65632	Credit Suisse AG – HSI R Bull CBBC Sep 2018 B	2017/09/13	2017/09/14
65737	Goldman Sachs SP (Asia) – HSI R Bear CBBC Feb 2018 D	2017/09/13	2017/09/14
65814	Credit Suisse AG – HSI R Bear CBBC Feb 2018 V	2017/09/13	2017/09/14
65732	Goldman Sachs SP (Asia) – HSI R Bear CBBC Feb 2018 C	2017/09/13	2017/09/14
65778	UBS AG – HSI R Bear CBBC Dec 2017 W	2017/09/13	2017/09/14
65877	HK Bank – PICC P&C R Bull CBBC Mar 2018 A	2017/09/13	2017/09/14
64001	Credit Suisse AG – Sunny Optical R Bear CBBC Feb 2018 B	2017/09/13	2017/09/14
65125	HK Bank – CUni R Bull CBBC Aug 2018 C	2017/09/13	2017/09/14
61978	SG Issuer – CUni R Bull CBBC Apr 2018 D	2017/09/13	2017/09/14
62732	J P Morgan SP BV – Galaxy Ent R Bear CBBC Jan 2018 B	2017/09/13	2017/09/14
65998	Goldman Sachs SP (Asia) – HSI R Bear CBBC Feb 2018 E	2017/09/14	2017/09/15
66017	Credit Suisse AG – HSI R Bear CBBC Jan 2018 R	2017/09/14	2017/09/15
61254	J P Morgan SP BV – Tencent R Bull CBBC Sep 2017 N	2017/09/14	2017/09/18
65451	J P Morgan SP BV – China Life R Bull CBBC Sep 2017 A	2017/09/14	2017/09/18
62932	SG Issuer – CMob R Bull CBBC Mar 2018 A	2017/09/14	2017/09/15
64720	SG Issuer – CSA50 R Bull CBBC Apr 2018 C	2017/09/14	2017/09/15
61961	HK Bank – China Mobile R Bull CBBC Feb 2018 B	2017/09/14	2017/09/15
66137	SG Issuer – China Life R Bull CBBC May 2018 G	2017/09/14	2017/09/15
65558	SG Issuer – HSI R Bull CBBC Jan 2019 M	2017/09/14	2017/09/15
64825	HK Bank – Tencent R Bear CBBC Mar 2018 J	2017/09/14	2017/09/15
65593	HK Bank – Ping An R Bull CBBC Mar 2018 H	2017/09/14	2017/09/15
65896	J P Morgan SP BV – HSI R Bull CBBC Sep 2019 A	2017/09/14	2017/09/15
64190	J P Morgan SP BV – ICBC R Bull CBBC Sep 2017 A	2017/09/14	2017/09/18
64848	Bank of East Asia – Tencent R Bear CBBC Jun 2018 G	2017/09/14	2017/09/15
64029	Haitong Int'l Sec – CUni R Bull CBBC Sep 2017 A	2017/09/14	2017/09/18
64161	Haitong Int'l Sec – Tencent R Bear CBBC Apr 2018 F	2017/09/14	2017/09/15
65592	J P Morgan SP BV – Ping An R Bull CBBC Sep 2017 B	2017/09/14	2017/09/18
66096	SG Issuer – HSI R Bear CBBC Feb 2018 L	2017/09/14	2017/09/15
65521	SG Issuer – Ping An R Bull CBBC Aug 2018 A	2017/09/14	2017/09/15
65518	Goldman Sachs SP (Asia) – HSI R Bull CBBC Nov 2018 L	2017/09/14	2017/09/15
65508	BNP Paribas Issuance B.V. – HSI R Bull CBBC Sep 2018 U	2017/09/14	2017/09/15
66114	J P Morgan SP BV – HSI R Bear CBBC Dec 2017 C	2017/09/14	2017/09/15
65529	UBS AG – HSI R Bull CBBC Nov 2018 X	2017/09/14	2017/09/15
65942	HK Bank – HSI R Bear CBBC Mar 2018 K	2017/09/14	2017/09/15
66111	J P Morgan SP BV – Tencent R Bear CBBC Jan 2018 H	2017/09/14	2017/09/15
62569	J P Morgan SP BV – A50 China R Bull CBBC Sep 2017 A	2017/09/14	2017/09/18
65545	Credit Suisse AG – HSI R Bull CBBC Apr 2018 Q	2017/09/14	2017/09/15
66021	Credit Suisse AG – HSI R Bear CBBC Feb 2018 W	2017/09/14	2017/09/15
66094	SG Issuer – HSI R Bear CBBC Jan 2018 Z	2017/09/14	2017/09/15
66085	SG Issuer – HSI R Bear CBBC Dec 2017 F	2017/09/14	2017/09/15
66082	Goldman Sachs SP (Asia) – Tencent R Bear CBBC Jun 2018 B	2017/09/14	2017/09/15
65549	Credit Suisse AG – HSCEI R Bull CBBC Mar 2018 H	2017/09/14	2017/09/15
66042	UBS AG – HSI R Bear CBBC Dec 2017 Z	2017/09/14	2017/09/15
68346	J P Morgan SP BV – CAM CSI300 R Bull CBBC Sep 2017 A	2017/09/14	2017/09/18
66028	UBS AG – HSI R Bear CBBC Dec 2017 X	2017/09/14	2017/09/15
65996	Bank of East Asia – CSOP A50 ETF R Bull CBBC Jun 2018 B	2017/09/14	2017/09/15
66105	J P Morgan SP BV – HSI R Bear CBBC Dec 2017 A	2017/09/14	2017/09/15
68851	Haitong Int'l Sec – ALA R Bull CBBC Sep 2017 B	2017/09/14	2017/09/18
69926	J P Morgan SP BV – Tencent R Bull CBBC Sep 2017 J	2017/09/14	2017/09/18
68931	J P Morgan SP BV – Sands China R Bull CBBC Sep 2017 B	2017/09/14	2017/09/18
65742	UBS AG – HSI R Bull CBBC Sep 2018 O	2017/09/14	2017/09/15
64031	SG Issuer – Tencent R Bear CBBC Feb 2018 H	2017/09/14	2017/09/15
61948	Credit Suisse AG – CUni R Bull CBBC Mar 2018 A	2017/09/14	2017/09/15
68687	Haitong Int'l Sec – ICBC R Bull CBBC Sep 2017 A	2017/09/14	2017/09/18
65784	Credit Suisse AG – HSI R Bull CBBC May 2018 N	2017/09/14	2017/09/15
63959	SG Issuer – CCB R Bull CBBC Aug 2018 E	2017/09/14	2017/09/15
63069	Bank of East Asia – China Mobile R Bull CBBC May 2018 E	2017/09/14	2017/09/15
60201	Haitong Int'l Sec – HSBC R Bull CBBC Sep 2017 A	2017/09/14	2017/09/18
65615	Credit Suisse AG – CCB R Bull CBBC Sep 2018 J	2017/09/14	2017/09/15
62039	Credit Suisse AG – China Mobile R Bull CBBC Mar 2018 A	2017/09/14	2017/09/15
68656	Haitong Int'l Sec – Tencent R Bull CBBC Sep 2017 E	2017/09/14	2017/09/18
64080	J P Morgan SP BV – Tencent R Bear CBBC Feb 2018 K	2017/09/14	2017/09/15
65309	HK Bank – CSOP A50 ETF R Bull CBBC Apr 2018 E	2017/09/14	2017/09/15
69726	J P Morgan SP BV – Tencent R Bull CBBC Sep 2017 H	2017/09/14	2017/09/18
66224	J P Morgan SP BV – HSI R Bull CBBC Dec 2018 N	2017/09/15	2017/09/18
66238	Goldman Sachs SP (Asia) – Tencent R Bear CBBC Jul 2018 A	2017/09/15	2017/09/18
66223	J P Morgan SP BV – HSI R Bear CBBC Dec 2017 B	2017/09/15	2017/09/18
65684	HK Bank – HSI R Bull CBBC Apr 2018 X	2017/09/15	2017/09/18
69572	UBS AG – HKEX R Bull CBBC Sep 2017 B	2017/09/15	2017/09/19
64088	Credit Suisse AG – Tencent R Bear CBBC Jul 2018 A	2017/09/15	2017/09/18
64057	Macquarie Bank Ltd. – Tencent R Bear CBBC Apr 2018 B	2017/09/15	2017/09/18
64583	BNP Paribas Issuance B.V. – HKEX R Bull CBBC Aug 2018 K	2017/09/15	2017/09/18
64586	BNP Paribas Issuance B.V. – HSCEI R Bull CBBC Aug 2018 V	2017/09/15	2017/09/18
65675	Goldman Sachs SP (Asia) – HSI R Bull CBBC Oct 2018 O	2017/09/15	2017/09/18
66198	Credit Suisse AG – HSI R Bull CBBC Aug 2018 T	2017/09/15	2017/09/18
66158	SG Issuer – CCB R Bull CBBC Aug 2018 H	2017/09/15	2017/09/18
66161	SG Issuer – HKEX R Bull CBBC Jun 2018 E	2017/09/15	2017/09/18
66169	SG Issuer – ICBC R Bull CBBC Aug 2018 G	2017/09/15	2017/09/18
66173	SG Issuer – CSA50 R Bull CBBC May 2018 B	2017/09/15	2017/09/18
66181	Goldman Sachs SP (Asia) – HSI R Bear CBBC Feb 2018 F	2017/09/15	2017/09/18
66187	Goldman Sachs SP (Asia) – HSI R Bull CBBC Oct 2018 P	2017/09/15	2017/09/18
66214	UBS AG – HSI R Bull CBBC Oct 2018 K	2017/09/15	2017/09/18
66191	Credit Suisse AG – HSI R Bear CBBC Mar 2018 A	2017/09/15	2017/09/18
66219	SG Issuer – HSI R Bull CBBC Apr 2019 L	2017/09/15	2017/09/18

List of expired CBBC, 2017 (continued)

Code	CBBC	Last trading date	Delisted date
66205	Credit Suisse AG – AIA R Bull CBBC Apr 2018 B	2017/09/15	2017/09/18
66212	UBS AG – HSI R Bear CBBC Jan 2018 F	2017/09/15	2017/09/18
66213	UBS AG – HSI R Bear CBBC Jan 2018 G	2017/09/15	2017/09/18
60708	UBS AG – CC Bank R Bull CBBC Sep 2017 A	2017/09/15	2017/09/19
64531	Credit Suisse AG – BOCL R Bull CBBC Oct 2018 B	2017/09/15	2017/09/18
66120	J P Morgan SP BV – HSI R Bull CBBC Dec 2018 M	2017/09/15	2017/09/18
66218	SG Issuer – HSI R Bear CBBC Feb 2018 M	2017/09/15	2017/09/18
66190	Credit Suisse AG – HSI R Bear CBBC Feb 2018 X	2017/09/15	2017/09/18
63960	SG Issuer – ICBC R Bull CBBC Apr 2018 C	2017/09/15	2017/09/18
65665	BNP Paribas Issuance B.V. – HSI R Bull CBBC Aug 2018 P	2017/09/15	2017/09/18
64736	J P Morgan SP BV – CC Bank R Bull CBBC Sep 2018 D	2017/09/15	2017/09/18
65548	Credit Suisse AG – ICBC R Bull CBBC Sep 2018 H	2017/09/15	2017/09/18
66002	Credit Suisse AG – HSI R Bull CBBC May 2018 P	2017/09/15	2017/09/18
64103	Credit Suisse AG – China Life R Bull CBBC Feb 2018 A	2017/09/15	2017/09/18
65744	UBS AG – HSI R Bull CBBC Oct 2018 H	2017/09/15	2017/09/18
65980	Goldman Sachs SP (Asia) – HSI R Bull CBBC Oct 2018 N	2017/09/15	2017/09/18
64968	SG Issuer – HKEX R Bull CBBC Jul 2018 A	2017/09/15	2017/09/18
65946	HK Bank – HSCEI R Bull CBBC Apr 2018 I	2017/09/15	2017/09/18
63957	HK Bank – CC Bank R Bull CBBC Aug 2018 F	2017/09/15	2017/09/18
65901	J P Morgan SP BV – HSI R Bull CBBC Apr 2019 A	2017/09/15	2017/09/18
65892	SG Issuer – HSI R Bull CBBC Dec 2018 M	2017/09/15	2017/09/18
64850	Bank of East Asia – HKEX R Bull CBBC Jun 2018 F	2017/09/15	2017/09/18
65800	Credit Suisse AG – HSI R Bull CBBC Apr 2018 S	2017/09/15	2017/09/18
65631	Credit Suisse AG – HSI R Bull CBBC Sep 2018 Z	2017/09/15	2017/09/18
66073	Goldman Sachs SP (Asia) – Tencent R Bear CBBC Jun 2018 A	2017/09/15	2017/09/18
64044	BNP Paribas Issuance B.V. – Tencent R Bear CBBC Apr 2018 K	2017/09/15	2017/09/18
64787	HK Bank – HKEX R Bull CBBC Jun 2018 I	2017/09/15	2017/09/18
60347	UBS AG – Tencent R Bull CBBC Sep 2017 G	2017/09/15	2017/09/19
65811	Credit Suisse AG – HKEX R Bull CBBC Jun 2018 I	2017/09/15	2017/09/18
68856	Haitong Int'l Sec – China Vanke R Bull CBBC Sep 2017 B	2017/09/15	2017/09/19
66031	UBS AG – HSI R Bull CBBC Sep 2018 P	2017/09/15	2017/09/18
65659	SG Issuer – HSI R Bull CBBC Apr 2019 J	2017/09/15	2017/09/18
65018	Macquarie Bank Ltd. – HKEX R Bull CBBC Jun 2018 H	2017/09/15	2017/09/18
65559	SG Issuer – HSI R Bull CBBC Feb 2019 D	2017/09/15	2017/09/18
68913	UBS AG – HKEX R Bull CBBC Sep 2017 D	2017/09/15	2017/09/19
65656	J P Morgan SP BV – Ping An R Bull CBBC Mar 2018 C	2017/09/15	2017/09/18
66314	BNP Paribas Issuance B.V. – HSI R Bear CBBC Mar 2018 U	2017/09/18	2017/09/19
62756	Credit Suisse AG – Tencent R Bear CBBC Apr 2018 C	2017/09/18	2017/09/19
68585	Credit Suisse AG – Geely Auto R Bear CBBC Feb 2018 F	2017/09/18	2017/09/19
64458	SG Issuer – Geely Auto R Bear CBBC Apr 2018 A	2017/09/18	2017/09/19
66100	SG Issuer – HSI R Bear CBBC Mar 2018 D	2017/09/18	2017/09/19
65723	HK Bank – HKEX R Bear CBBC Mar 2018 H	2017/09/18	2017/09/19
64373	Credit Suisse AG – CNOOC R Bear CBBC Mar 2018 A	2017/09/18	2017/09/19
68731	J P Morgan SP BV – HSI R Bear CBBC Jan 2018 S	2017/09/18	2017/09/19
65181	J P Morgan SP BV – HSI R Bear CBBC Dec 2017 V	2017/09/18	2017/09/19
69414	SG Issuer – Tencent R Bear CBBC Aug 2018 B	2017/09/18	2017/09/19
62502	SG Issuer – Tencent R Bear CBBC Mar 2018 I	2017/09/18	2017/09/19
69437	Credit Suisse AG – HSI R Bear CBBC Nov 2017 P	2017/09/18	2017/09/19
66606	Goldman Sachs SP (Asia) – Tencent R Bear CBBC Apr 2018 A	2017/09/18	2017/09/19
62439	HK Bank – Geely Auto R Bear CBBC Mar 2018 J	2017/09/18	2017/09/19
64826	HK Bank – Tencent R Bear CBBC Mar 2018 K	2017/09/18	2017/09/19
64533	Credit Suisse AG – Sunny Optical R Bear CBBC Feb 2018 C	2017/09/18	2017/09/19
65343	UBS AG – HSI R Bear CBBC Dec 2017 S	2017/09/18	2017/09/19
66259	Goldman Sachs SP (Asia) – HSI R Bear CBBC Feb 2018 H	2017/09/18	2017/09/19
61657	UBS AG – HSI R Bear CBBC Nov 2017 V	2017/09/18	2017/09/19
65308	HK Bank – HSI R Bear CBBC Mar 2018 G	2017/09/18	2017/09/19
69458	Credit Suisse AG – Tencent R Bear CBBC Mar 2018 B	2017/09/18	2017/09/19
68322	HK Bank – Geely Auto R Bear CBBC Oct 2018 D	2017/09/18	2017/09/19
68313	Credit Suisse AG – Geely Auto R Bear CBBC Feb 2018 E	2017/09/18	2017/09/19
65263	SG Issuer – HSI R Bear CBBC Jan 2018 U	2017/09/18	2017/09/19
65019	Macquarie Bank Ltd. – HKEX R Bear CBBC Jun 2018 E	2017/09/18	2017/09/19
60380	HK Bank – Tencent R Bear CBBC Aug 2018 F	2017/09/18	2017/09/19
60699	UBS AG – Tencent R Bear CBBC Jan 2018 I	2017/09/18	2017/09/19
65208	Credit Suisse AG – HSI R Bear CBBC Dec 2017 V	2017/09/18	2017/09/19
65138	BNP Paribas Issuance B.V. – HSI R Bear CBBC Mar 2018 O	2017/09/18	2017/09/19
65139	Goldman Sachs SP (Asia) – HSI R Bear CBBC Mar 2018 L	2017/09/18	2017/09/19
60906	BNP Paribas Issuance B.V. – Tencent R Bear CBBC Apr 2018 Y	2017/09/18	2017/09/19
69530	J P Morgan SP BV – Tencent R Bear CBBC Jul 2018 E	2017/09/18	2017/09/19
66435	Credit Suisse AG – HSI R Bear CBBC Mar 2018 B	2017/09/18	2017/09/19
66347	UBS AG – HSI R Bull CBBC Oct 2018 F	2017/09/18	2017/09/19
65390	SG Issuer – HSI R Bear CBBC Dec 2017 C	2017/09/18	2017/09/19
66332	BNP Paribas Issuance B.V. – Tencent R Bear CBBC Apr 2018 R	2017/09/18	2017/09/19
66429	J P Morgan SP BV – Tencent R Bear CBBC Jan 2018 I	2017/09/18	2017/09/19
66316	BNP Paribas Issuance B.V. – HSI R Bear CBBC Mar 2018 Y	2017/09/18	2017/09/19
62517	Macquarie Bank Ltd. – Tencent R Bear CBBC Mar 2018 E	2017/09/18	2017/09/19
66378	UBS AG – HSI R Bear CBBC Dec 2017 L	2017/09/18	2017/09/19
66415	J P Morgan SP BV – HSI R Bear CBBC Dec 2017 D	2017/09/18	2017/09/19
66345	UBS AG – HSI R Bear CBBC Dec 2017 K	2017/09/18	2017/09/19
66430	J P Morgan SP BV – HKEX R Bull CBBC Jan 2018 F	2017/09/18	2017/09/19
66241	Goldman Sachs SP (Asia) – HSI R Bear CBBC Feb 2018 G	2017/09/18	2017/09/19
66448	Credit Suisse AG – HSI R Bear CBBC Feb 2018 Y	2017/09/18	2017/09/19
66456	Credit Suisse AG – HSI R Bear CBBC Mar 2018 C	2017/09/18	2017/09/19
66411	J P Morgan SP BV – HSI R Bear CBBC Dec 2017 E	2017/09/18	2017/09/19
66470	Credit Suisse AG – Tencent R Bear CBBC Apr 2018 J	2017/09/18	2017/09/19
66489	Credit Suisse AG – HSI R Bull CBBC May 2018 Q	2017/09/18	2017/09/19
66515	Credit Suisse AG – Tencent R Bear CBBC Mar 2018 I	2017/09/18	2017/09/19
69218	SG Issuer – HSI R Bear CBBC Nov 2017 V	2017/09/18	2017/09/19

List of expired CBBC, 2017 (continued)

Code	CBBC	Last trading date	Delisted date
66535	SG Issuer – HSI R Bear CBBC Jan 2018 A	2017/09/18	2017/09/19
66554	SG Issuer – HKEX R Bull CBBC Jul 2018 C	2017/09/18	2017/09/19
66578	Goldman Sachs SP (Asia) – HSI R Bull CBBC Oct 2018 S	2017/09/18	2017/09/19
68224	Goldman Sachs SP (Asia) – HSI R Bear CBBC Nov 2017 N	2017/09/19	2017/09/20
67002	SG Issuer – HSI R Bear CBBC Jan 2018 L	2017/09/19	2017/09/20
68453	BNP Paribas Issuance B.V. – HSI R Bear CBBC Feb 2018 K	2017/09/19	2017/09/20
67780	Credit Suisse AG – HSI R Bear CBBC Dec 2017 T	2017/09/19	2017/09/20
66784	Credit Suisse AG – CSOP A50 ETF R Bull CBBC Apr 2018 D	2017/09/19	2017/09/20
67733	UBS AG – HSI R Bear CBBC Nov 2017 C	2017/09/19	2017/09/20
67665	HK Bank – HSI R Bear CBBC Jul 2018 I	2017/09/19	2017/09/20
64060	Bank of East Asia – Tencent R Bear CBBC Jun 2018 E	2017/09/19	2017/09/20
67000	Goldman Sachs SP (Asia) – Tencent R Bear CBBC Apr 2018 B	2017/09/19	2017/09/20
66919	UBS AG – HSI R Bear CBBC Dec 2017 O	2017/09/19	2017/09/20
62398	SG Issuer – HSI R Bear CBBC Jan 2018 J	2017/09/19	2017/09/20
66852	J P Morgan SP BV – HSI R Bear CBBC Dec 2017 F	2017/09/19	2017/09/20
63790	Credit Suisse AG – HKEX R Bear CBBC Feb 2018 D	2017/09/19	2017/09/20
66801	Credit Suisse AG – HSI R Bear CBBC Feb 2018 Z	2017/09/19	2017/09/20
66695	Credit Suisse AG – Geely Auto R Bear CBBC Apr 2018 D	2017/09/19	2017/09/20
66671	BNP Paribas Issuance B.V. – HSI R Bear CBBC Mar 2018 Z	2017/09/19	2017/09/20
66669	Goldman Sachs SP (Asia) – HSI R Bear CBBC Feb 2018 I	2017/09/19	2017/09/20
64261	J P Morgan SP BV – HSI R Bear CBBC Feb 2018 B	2017/09/19	2017/09/20
66626	HK Bank – ICBC R Bull CBBC Aug 2018 G	2017/09/19	2017/09/20
66617	HK Bank – HSI R Bear CBBC Mar 2018 L	2017/09/19	2017/09/20
66610	SG Issuer – HSI R Bear CBBC Dec 2017 M	2017/09/19	2017/09/20
64801	SG Issuer – Geely Auto R Bear CBBC Mar 2018 A	2017/09/19	2017/09/20
66806	Credit Suisse AG – HSI R Bear CBBC Mar 2018 D	2017/09/19	2017/09/20
69279	J P Morgan SP BV – HSI R Bear CBBC Jan 2018 T	2017/09/19	2017/09/20
61305	SG Issuer – HSI R Bear CBBC Nov 2017 B	2017/09/19	2017/09/20
65468	Credit Suisse AG – HSI R Bear CBBC Dec 2017 Z	2017/09/19	2017/09/20
65028	Bank of East Asia – China Shenhua R Bull CBBC Aug 2018 A	2017/09/19	2017/09/20
62916	Credit Suisse AG – Tencent R Bear CBBC Apr 2018 G	2017/09/19	2017/09/20
64162	Haitong Int'l Sec – Tencent R Bear CBBC Apr 2018 G	2017/09/19	2017/09/20
69262	J P Morgan SP BV – Tencent R Bear CBBC Apr 2018 M	2017/09/19	2017/09/20
64369	Credit Suisse AG – HSI R Bear CBBC Jan 2018 N	2017/09/19	2017/09/20
61020	Macquarie Bank Ltd. – HSI R Bear CBBC Aug 2018 N	2017/09/19	2017/09/20
69475	Credit Suisse AG – Geely Auto R Bear CBBC Feb 2018 G	2017/09/19	2017/09/20
66398	UBS AG – HKEX R Bull CBBC Sep 2017 J	2017/09/19	2017/09/21
69673	SG Issuer – HSI R Bear CBBC Dec 2017 S	2017/09/19	2017/09/20
63137	HK Bank – HKEX R Bear CBBC Mar 2018 F	2017/09/19	2017/09/20
65272	SG Issuer – HSI R Bear CBBC Feb 2018 I	2017/09/19	2017/09/20
62782	HK Bank – Geely Auto R Bear CBBC Aug 2018 C	2017/09/19	2017/09/20
63511	SG Issuer – HKEX R Bear CBBC Jun 2018 E	2017/09/19	2017/09/20
67223	Credit Suisse AG – Galaxy Ent R Bull CBBC Jun 2018 F	2017/09/20	2017/09/21
62768	Credit Suisse AG – Geely Auto R Bear CBBC Apr 2018 A	2017/09/20	2017/09/21
67211	Credit Suisse AG – HSI R Bear CBBC Dec 2017 K	2017/09/20	2017/09/21
67205	Credit Suisse AG – Geely Auto R Bear CBBC Apr 2018 E	2017/09/20	2017/09/21
65589	HK Bank – PetCh R Bull CBBC Aug 2018 D	2017/09/20	2017/09/21
66472	Credit Suisse AG – Ping An R Bull CBBC Oct 2018 E	2017/09/20	2017/09/21
67224	SG Issuer – HSI R Bear CBBC Jan 2018 M	2017/09/20	2017/09/21
63813	Haitong Int'l Sec – China Mobile R Bull CBBC Jun 2018 B	2017/09/20	2017/09/21
67046	HK Bank – HSI R Bear CBBC May 2018 A	2017/09/20	2017/09/21
67252	J P Morgan SP BV – HSI R Bear CBBC Dec 2017 G	2017/09/20	2017/09/21
66633	HK Bank – Geely Auto R Bear CBBC Sep 2018 C	2017/09/20	2017/09/21
63946	Haitong Int'l Sec – China Mobile R Bull CBBC Jul 2018 B	2017/09/20	2017/09/21
63717	SG Issuer – Geely Auto R Bear CBBC Aug 2018 A	2017/09/20	2017/09/21
67155	UBS AG – HSI R Bear CBBC Dec 2017 T	2017/09/20	2017/09/21
67124	Goldman Sachs SP (Asia) – HSI R Bear CBBC Mar 2018 N	2017/09/20	2017/09/21
60721	Credit Suisse AG – Geely Auto R Bull CBBC Sep 2017 B	2017/09/20	2017/09/22
63316	HK Bank – Geely Auto R Bull CBBC Sep 2017 A	2017/09/20	2017/09/22
67153	UBS AG – HSI R Bear CBBC Dec 2017 R	2017/09/20	2017/09/21
68614	Bank of East Asia – A50 China R Bull CBBC Sep 2017 A	2017/09/21	2017/09/25
67361	HK Bank – HSI R Bear CBBC Apr 2018 R	2017/09/21	2017/09/22
60131	Credit Suisse AG – Sands China R Bear CBBC Nov 2017 A	2017/09/21	2017/09/22
62179	SG Issuer – Galaxy R Bear CBBC Dec 2017 A	2017/09/21	2017/09/22
60140	SG Issuer – CMob R Bull CBBC Feb 2018 C	2017/09/21	2017/09/22
67568	SG Issuer – HSI R Bear CBBC Jan 2018 N	2017/09/21	2017/09/22
67551	Credit Suisse AG – HSI R Bear CBBC Dec 2017 P	2017/09/21	2017/09/22
67549	Credit Suisse AG – HSI R Bear CBBC Feb 2018 D	2017/09/21	2017/09/22
67419	J P Morgan SP BV – HSI R Bear CBBC Dec 2017 H	2017/09/21	2017/09/22
67400	SG Issuer – CSOP A50 ETF R Bull CBBC Apr 2018 D	2017/09/21	2017/09/22
63154	SG Issuer – Sands R Bear CBBC Apr 2018 B	2017/09/21	2017/09/22
67495	Goldman Sachs SP (Asia) – HSI R Bear CBBC Mar 2018 O	2017/09/21	2017/09/22
67426	J P Morgan SP BV – AAC Tech R Bull CBBC Jan 2018 A	2017/09/21	2017/09/22
67494	UBS AG – HSI R Bear CBBC Dec 2017 M	2017/09/21	2017/09/22
62280	Credit Suisse AG – Galaxy Ent R Bear CBBC Feb 2018 A	2017/09/21	2017/09/22
67559	SG Issuer – HSI R Bear CBBC Dec 2017 R	2017/09/21	2017/09/22
67338	BNP Paribas Issuance B.V. – HSI R Bear CBBC Mar 2018 B	2017/09/21	2017/09/22
64627	HK Bank – Sands China R Bear CBBC Nov 2017 A	2017/09/21	2017/09/22
67517	Goldman Sachs SP (Asia) – Tencent R Bear CBBC Apr 2018 C	2017/09/21	2017/09/22
62221	HK Bank – Galaxy Ent R Bear CBBC Jul 2018 B	2017/09/21	2017/09/22
67376	SG Issuer – CCB R Bull CBBC Aug 2018 I	2017/09/21	2017/09/22
67819	Goldman Sachs SP (Asia) – Tencent R Bear CBBC Mar 2018 A	2017/09/22	2017/09/25
67521	Credit Suisse AG – HSI R Bull CBBC May 2018 R	2017/09/22	2017/09/25
67236	Goldman Sachs SP (Asia) – HSI R Bull CBBC Nov 2018 O	2017/09/22	2017/09/25
69007	Credit Suisse AG – China Mobile R Bull CBBC Feb 2018 C	2017/09/22	2017/09/25
67287	SG Issuer – SHK Ppt P R Bull CBBC Jul 2018 A	2017/09/22	2017/09/25
66298	HK Bank – HSI R Bull CBBC Apr 2018 T	2017/09/22	2017/09/25

List of expired CBBC, 2017 (continued)

Code	CBBC	Last trading date	Delisted date
68861	HK Bank – China Mobile R Bull CBBC May 2018 A	2017/09/22	2017/09/25
67237	J P Morgan SP BV – HSI R Bull CBBC Aug 2019 C	2017/09/22	2017/09/25
67149	UBS AG – HSI R Bull CBBC Nov 2018 J	2017/09/22	2017/09/25
66918	UBS AG – HSI R Bull CBBC Sep 2018 G	2017/09/22	2017/09/25
67707	Credit Suisse AG – HSI R Bear CBBC Mar 2018 E	2017/09/22	2017/09/25
64203	UBS AG – HKEEX R Bull CBBC Sep 2017 G	2017/09/22	2017/09/26
66849	J P Morgan SP BV – HSI R Bull CBBC Nov 2018 Y	2017/09/22	2017/09/25
66842	Credit Suisse AG – HSI R Bull CBBC Apr 2018 P	2017/09/22	2017/09/25
66660	Goldman Sachs SP (Asia) – HSI R Bull CBBC Nov 2018 N	2017/09/22	2017/09/25
68431	Bank of East Asia – China Mobile R Bull CBBC May 2018 C	2017/09/22	2017/09/25
66542	SG Issuer – HSI R Bull CBBC Feb 2019 E	2017/09/22	2017/09/25
67788	SG Issuer – HSI R Bear CBBC Dec 2017 N	2017/09/22	2017/09/25
67855	J P Morgan SP BV – HSI R Bear CBBC Jan 2018 H	2017/09/22	2017/09/25
67801	SG Issuer – China Life R Bull CBBC Jul 2018 B	2017/09/22	2017/09/25
67176	Credit Suisse AG – HSI R Bull CBBC Aug 2018 U	2017/09/22	2017/09/25
67140	UBS AG – HSI R Bull CBBC Nov 2018 Z	2017/09/22	2017/09/25
67033	SG Issuer – HSI R Bull CBBC Mar 2019 N	2017/09/22	2017/09/25
66545	SG Issuer – HSI R Bull CBBC Mar 2019 M	2017/09/22	2017/09/25
68915	UBS AG – Ping An R Bull CBBC Sep 2017 A	2017/09/22	2017/09/26
60524	UBS AG – Tencent R Bull CBBC Sep 2017 H	2017/09/22	2017/09/26
67784	UBS AG – HSI R Bear CBBC Dec 2017 P	2017/09/22	2017/09/25
67356	HK Bank – AAC Tech R Bull CBBC Jun 2018 A	2017/09/22	2017/09/25
67387	SG Issuer – Ping An R Bull CBBC Jun 2018 B	2017/09/22	2017/09/25
67418	J P Morgan SP BV – HSI R Bull CBBC Dec 2018 P	2017/09/22	2017/09/25
66657	HK Bank – HSI R Bull CBBC Apr 2018 Y	2017/09/25	2017/09/26
68225	Credit Suisse AG – AIA R Bull CBBC Jun 2018 C	2017/09/25	2017/09/26
64835	HK Bank – COVS R Bull CBBC Aug 2018 B	2017/09/25	2017/09/26
68412	SG Issuer – HSBC R Bull CBBC Apr 2018 G	2017/09/25	2017/09/26
67792	SG Issuer – HSI R Bull CBBC Mar 2019 P	2017/09/25	2017/09/26
68253	Goldman Sachs SP (Asia) – HSI R Bull CBBC Apr 2019 A	2017/09/25	2017/09/26
68395	SG Issuer – HKEEX R Bull CBBC Jun 2018 H	2017/09/25	2017/09/26
65610	SG Issuer – Greatwall Motor R Bull CBBC Aug 2018 A	2017/09/25	2017/09/26
68193	Credit Suisse AG – HSI R Bear CBBC Dec 2017 M	2017/09/25	2017/09/26
60020	SG Issuer – HSI R Bull CBBC Oct 2017 O	2017/09/25	2017/09/26
68388	SG Issuer – HKEEX R Bull CBBC Apr 2018 E	2017/09/25	2017/09/26
64875	SG Issuer – HS H-SH ETF R Bull CBBC May 2018 A	2017/09/25	2017/09/26
60010	SG Issuer – HSI R Bull CBBC Oct 2017 N	2017/09/25	2017/09/26
66785	SG Issuer – Galaxy R Bull CBBC Oct 2017 A	2017/09/25	2017/09/26
63958	SG Issuer – BOCL R Bull CBBC Aug 2018 D	2017/09/25	2017/09/26
67765	UBS AG – HSI R Bull CBBC Apr 2019 A	2017/09/25	2017/09/26
68254	Goldman Sachs SP (Asia) – HSI R Bull CBBC Apr 2019 B	2017/09/25	2017/09/26
68200	Credit Suisse AG – HSI R Bull CBBC Sep 2018 Z	2017/09/25	2017/09/26
67830	J P Morgan SP BV – HSI R Bull CBBC Nov 2018 Z	2017/09/25	2017/09/26
68421	SG Issuer – Tencent R Bull CBBC Jun 2018 F	2017/09/25	2017/09/26
67820	J P Morgan SP BV – HSI R Bull CBBC Aug 2019 D	2017/09/25	2017/09/26
61023	SG Issuer – HSI R Bull CBBC Oct 2017 X	2017/09/25	2017/09/26
68300	SG Issuer – CCB R Bear CBBC Oct 2017 A	2017/09/25	2017/09/26
68199	Credit Suisse AG – HSI R Bull CBBC Sep 2018 B	2017/09/25	2017/09/26
68418	SG Issuer – Tencent R Bull CBBC Apr 2018 N	2017/09/25	2017/09/26
68207	Credit Suisse AG – Tencent R Bull CBBC Jul 2018 F	2017/09/25	2017/09/26
65598	SG Issuer – AAC Tech R Bull CBBC Jul 2018 A	2017/09/25	2017/09/26
64819	HK Bank – China Life R Bull CBBC Aug 2018 C	2017/09/25	2017/09/26
67813	SG Issuer – Galaxy R Bull CBBC Jul 2018 A	2017/09/25	2017/09/26
68206	Credit Suisse AG – HKEEX R Bull CBBC Jun 2018 K	2017/09/25	2017/09/26
66588	Goldman Sachs SP (Asia) – HSI R Bull CBBC Oct 2018 T	2017/09/25	2017/09/26
66077	Credit Suisse AG – China Life R Bull CBBC Sep 2017 D	2017/09/25	2017/09/27
66590	Goldman Sachs SP (Asia) – HSCEI R Bull CBBC Jul 2018 A	2017/09/25	2017/09/26
68415	SG Issuer – Ping An R Bull CBBC May 2018 E	2017/09/25	2017/09/26
68265	UBS AG – HSI R Bear CBBC Dec 2017 U	2017/09/25	2017/09/26
62623	SG Issuer – HSI R Bull CBBC Oct 2017 C	2017/09/25	2017/09/26
67034	SG Issuer – HSI R Bull CBBC Apr 2019 M	2017/09/25	2017/09/26
67637	SG Issuer – CCB R Bull CBBC Sep 2018 A	2017/09/25	2017/09/26
67636	Goldman Sachs SP (Asia) – HSI R Bull CBBC Mar 2019 B	2017/09/25	2017/09/26
68316	UBS AG – HSI R Bull CBBC Nov 2018 G	2017/09/25	2017/09/26
62188	SG Issuer – ABC R Bull CBBC Oct 2017 A	2017/09/25	2017/09/26
67634	Goldman Sachs SP (Asia) – HSI R Bull CBBC Mar 2019 A	2017/09/25	2017/09/26
65005	HK Bank – AAC Tech R Bull CBBC Jul 2018 C	2017/09/25	2017/09/26
68330	BNP Paribas Issuance B.V. – Tencent R Bull CBBC Aug 2018 M	2017/09/25	2017/09/26
67753	Credit Suisse AG – CNOOC R Bull CBBC Oct 2018 D	2017/09/25	2017/09/26
68348	UBS AG – Tencent R Bull CBBC Jul 2018 D	2017/09/25	2017/09/26
64963	Haitong Int'l Sec – AAC Tech R Bull CBBC Jul 2018 D	2017/09/25	2017/09/26
67044	BNP Paribas Issuance B.V. – HSI R Bull CBBC Aug 2018 Z	2017/09/25	2017/09/26
65671	BNP Paribas Issuance B.V. – HSI R Bull CBBC Aug 2018 Q	2017/09/25	2017/09/26
67616	HK Bank – HSI R Bull CBBC Apr 2018 Z	2017/09/25	2017/09/26
65676	Goldman Sachs SP (Asia) – HSI R Bull CBBC Oct 2018 R	2017/09/25	2017/09/26
67598	BNP Paribas Issuance B.V. – HSI R Bull CBBC Aug 2018 P	2017/09/25	2017/09/26
68342	UBS AG – Tencent R Bull CBBC May 2018 A	2017/09/25	2017/09/26
67137	Macquarie Bank Ltd. – HSI R Bull CBBC Sep 2018 V	2017/09/25	2017/09/26
68340	BNP Paribas Issuance B.V. – HSI R Bull CBBC Sep 2018 B	2017/09/25	2017/09/26
68365	Macquarie Bank Ltd. – HSI R Bull CBBC Sep 2018 Z	2017/09/25	2017/09/26
68175	Haitong Int'l Sec – Evergrande R Bull CBBC Oct 2018 B	2017/09/25	2017/09/26
65294	HK Bank – HS H-SH ETF R Bull CBBC Apr 2018 B	2017/09/25	2017/09/26
68369	SG Issuer – AIA R Bull CBBC Jun 2018 C	2017/09/25	2017/09/26
67745	Credit Suisse AG – Tencent R Bull CBBC Jul 2018 E	2017/09/25	2017/09/26
63993	Credit Suisse AG – ABC R Bull CBBC Oct 2018 A	2017/09/25	2017/09/26
67727	Credit Suisse AG – HSI R Bull CBBC Apr 2018 U	2017/09/25	2017/09/26
68277	UBS AG – HKEEX R Bull CBBC May 2018 C	2017/09/25	2017/09/26

List of expired CBBC, 2017 (continued)

Code	CBBC	Last trading date	Delisted date
67675	SG Issuer – Tencent R Bull CBBC Mar 2018 Y	2017/09/25	2017/09/26
66899	J P Morgan SP BV – HKEX R Bull CBBC Feb 2018 F	2017/09/25	2017/09/26
68315	UBS AG – HSI R Bull CBBC Nov 2018 F	2017/09/25	2017/09/26
67724	Credit Suisse AG – HSI R Bull CBBC Aug 2018 X	2017/09/25	2017/09/26
68360	Macquarie Bank Ltd. – HSI R Bull CBBC Sep 2018 Y	2017/09/25	2017/09/26
67697	Credit Suisse AG – HSI R Bull CBBC May 2018 S	2017/09/25	2017/09/26
68305	UBS AG – HSI R Bull CBBC Apr 2019 B	2017/09/25	2017/09/26
63979	SG Issuer – HSI R Bull CBBC Oct 2017 G	2017/09/25	2017/09/26
64484	SG Issuer – China Life R Bear CBBC Sep 2017 B	2017/09/25	2017/09/26
68314	UBS AG – HSI R Bull CBBC Dec 2018 B	2017/09/25	2017/09/26
67748	Credit Suisse AG – ICBC R Bull CBBC Sep 2018 I	2017/09/25	2017/09/26
67220	SG Issuer – CMob R Bear CBBC Sep 2017 B	2017/09/25	2017/09/26
67940	Macquarie Bank Ltd. – Tencent R Bear CBBC Apr 2018 I	2017/09/25	2017/09/26
60940	SG Issuer – HSI R Bull CBBC Oct 2017 V	2017/09/25	2017/09/26
67459	J P Morgan SP BV – AAC Tech R Bull CBBC Feb 2018 A	2017/09/25	2017/09/26
67473	UBS AG – HSI R Bull CBBC Oct 2018 G	2017/09/25	2017/09/26
68112	Bank of East Asia – Tencent R Bull CBBC Jul 2018 K	2017/09/25	2017/09/26
68576	J P Morgan SP BV – Tencent R Bull CBBC Jan 2018 T	2017/09/25	2017/09/26
68562	J P Morgan SP BV – Tencent R Bull CBBC Jan 2018 S	2017/09/25	2017/09/26
61946	SG Issuer – HSI R Bull CBBC Oct 2017 Y	2017/09/25	2017/09/26
68210	SG Issuer – Tencent R Bull CBBC Oct 2017 D	2017/09/25	2017/09/26
68577	J P Morgan SP BV – HKEX R Bull CBBC Jan 2018 H	2017/09/25	2017/09/26
64523	Credit Suisse AG – HSCEI R Bull CBBC Apr 2018 K	2017/09/25	2017/09/26
67500	Goldman Sachs SP (Asia) – HSI R Bull CBBC Dec 2018 K	2017/09/25	2017/09/26
67931	BNP Paribas Issuance B.V. – HSI R Bull CBBC Sep 2018 A	2017/09/25	2017/09/26
66417	J P Morgan SP BV – HSI R Bull CBBC Aug 2019 B	2017/09/25	2017/09/26
68197	Credit Suisse AG – HSI R Bull CBBC May 2018 T	2017/09/25	2017/09/26
67589	SG Issuer – HSI R Bull CBBC Jul 2019 D	2017/09/25	2017/09/26
60446	SG Issuer – HSI R Bull CBBC Oct 2017 P	2017/09/25	2017/09/26
69057	J P Morgan SP BV – China Mobile R Bull CBBC Aug 2018 A	2017/09/25	2017/09/26
66036	UBS AG – HSI R Bull CBBC Oct 2018 J	2017/09/25	2017/09/26
64353	Haitong Int'l Sec – China Shenhua R Bull CBBC Aug 2018 A	2017/09/25	2017/09/26
64339	SG Issuer – PetroChina R Bull CBBC Apr 2018 B	2017/09/25	2017/09/26
68583	J P Morgan SP BV – HSI R Bull CBBC Aug 2019 E	2017/09/25	2017/09/26
68104	Macquarie Bank Ltd. – HKEX R Bull CBBC Jun 2018 K	2017/09/25	2017/09/26
66102	SG Issuer – HSI R Bull CBBC Jul 2019 C	2017/09/25	2017/09/26
68586	J P Morgan SP BV – HSI R Bull CBBC Nov 2018 J	2017/09/25	2017/09/26
63690	SG Issuer – ABC R Bull CBBC Aug 2018 B	2017/09/25	2017/09/26
67337	BNP Paribas Issuance B.V. – HSI R Bull CBBC Aug 2018 O	2017/09/25	2017/09/26
64282	SG Issuer – Ping An R Bull CBBC Sep 2017 D	2017/09/25	2017/09/26
68011	SG Issuer – HKEX R Bull CBBC Jun 2018 F	2017/09/25	2017/09/26
68101	BNP Paribas Issuance B.V. – HSCEI R Bull CBBC Aug 2018 X	2017/09/25	2017/09/26
68051	SG Issuer – Sunny Optical R Bull CBBC Feb 2018 A	2017/09/25	2017/09/26
68107	Bank of East Asia – HKEX R Bull CBBC Jul 2018 D	2017/09/25	2017/09/26
68040	SG Issuer – ICBC R Bull CBBC Aug 2018 H	2017/09/25	2017/09/26
67425	J P Morgan SP BV – Sunny Optical R Bull CBBC Jan 2018 D	2017/09/25	2017/09/26
68035	SG Issuer – HKEX R Bull CBBC Jul 2018 D	2017/09/25	2017/09/26
66010	Credit Suisse AG – HSI R Bull CBBC Sep 2018 E	2017/09/25	2017/09/26
68606	J P Morgan SP BV – HSI R Bull CBBC Dec 2018 Q	2017/09/25	2017/09/26
65439	J P Morgan SP BV – China Life R Bull CBBC Feb 2018 F	2017/09/25	2017/09/26
67900	HK Bank – Tencent R Bull CBBC Jul 2018 S	2017/09/25	2017/09/26
68527	Goldman Sachs SP (Asia) – Tencent R Bull CBBC May 2018 N	2017/09/25	2017/09/26
67896	HK Bank – HSCEI R Bull CBBC Apr 2018 J	2017/09/25	2017/09/26
67880	HK Bank – HSI R Bull CBBC Apr 2018 X	2017/09/25	2017/09/26
60768	SG Issuer – HSI R Bull CBBC Oct 2017 S	2017/09/25	2017/09/26
67873	BNP Paribas Issuance B.V. – Tencent R Bear CBBC Apr 2018 S	2017/09/25	2017/09/26
67928	BNP Paribas Issuance B.V. – HSI R Bull CBBC Sep 2018 X	2017/09/25	2017/09/26
67538	Credit Suisse AG – Sunny Optical R Bull CBBC Feb 2018 C	2017/09/25	2017/09/26
67907	HK Bank – Tencent R Bull CBBC Aug 2018 O	2017/09/25	2017/09/26
66416	J P Morgan SP BV – HSI R Bull CBBC Dec 2018 O	2017/09/25	2017/09/26
67404	SG Issuer – China Life R Bull CBBC Oct 2017 A	2017/09/25	2017/09/26
64259	SG Issuer – China Life R Bull CBBC Oct 2017 B	2017/09/25	2017/09/26
65939	HK Bank – HSI R Bull CBBC Apr 2018 F	2017/09/25	2017/09/26
62205	SG Issuer – HSI R Bull CBBC Oct 2017 A	2017/09/25	2017/09/26
68222	SG Issuer – Tencent R Bull CBBC Oct 2017 E	2017/09/25	2017/09/26
61947	SG Issuer – HSI R Bull CBBC Oct 2017 Z	2017/09/25	2017/09/26
68486	SG Issuer – HSI R Bull CBBC Mar 2019 Q	2017/09/25	2017/09/26
67911	HK Bank – Ping An R Bull CBBC Apr 2018 F	2017/09/25	2017/09/26
67926	HK Bank – HKEX R Bull CBBC Jul 2018 W	2017/09/25	2017/09/26
66277	HK Bank – SHK Ppt R Bull CBBC Jul 2018 B	2017/09/25	2017/09/26
66297	HK Bank – HSI R Bull CBBC Apr 2018 R	2017/09/25	2017/09/26
67522	Credit Suisse AG – HSI R Bull CBBC Apr 2018 T	2017/09/25	2017/09/26
68126	Bank of East Asia – Ping An R Bull CBBC Jun 2018 I	2017/09/25	2017/09/26
68522	SG Issuer – HSI R Bull CBBC Apr 2019 O	2017/09/25	2017/09/26
64283	Credit Suisse AG – Ping An R Bull CBBC Oct 2018 B	2017/09/25	2017/09/26
68517	SG Issuer – HSI R Bull CBBC Apr 2019 N	2017/09/25	2017/09/26
60452	SG Issuer – HSI R Bull CBBC Oct 2017 Q	2017/09/25	2017/09/26
60339	J P Morgan SP BV – HSCEI R Bull CBBC Sep 2017 A	2017/09/25	2017/09/26
68113	Bank of East Asia – China Mobile R Bull CBBC Jul 2018 A	2017/09/25	2017/09/26
60453	SG Issuer – HSI R Bull CBBC Oct 2017 R	2017/09/25	2017/09/26
68523	Goldman Sachs SP (Asia) – Tencent R Bull CBBC May 2018 M	2017/09/25	2017/09/26
67234	SG Issuer – HSI R Bull CBBC Mar 2019 O	2017/09/25	2017/09/26
67399	SG Issuer – Sunny Optical R Bull CBBC Aug 2018 A	2017/09/26	2017/09/27
60187	BNP Paribas Issuance B.V. – HSI R Bull CBBC Oct 2017 D	2017/09/26	2017/09/27
67511	Goldman Sachs SP (Asia) – Tencent R Bull CBBC May 2018 K	2017/09/26	2017/09/27
68447	BNP Paribas Issuance B.V. – HSI R Bull CBBC Nov 2017 V	2017/09/26	2017/09/27
68446	BNP Paribas Issuance B.V. – HSI R Bull CBBC Dec 2017 R	2017/09/26	2017/09/27

List of expired CBBC, 2017 (continued)

Code	CBBC	Last trading date	Delisted date
67533	Credit Suisse AG – Tencent R Bull CBBC Jul 2018 D	2017/09/26	2017/09/27
67507	Goldman Sachs SP (Asia) – Tencent R Bull CBBC May 2018 J	2017/09/26	2017/09/27
67485	UBS AG – Tencent R Bull CBBC Jun 2018 A	2017/09/26	2017/09/27
67463	J P Morgan SP BV – Tencent R Bull CBBC Jan 2018 Q	2017/09/26	2017/09/27
67415	Bank of East Asia – Tencent R Bull CBBC Jul 2018 I	2017/09/26	2017/09/27
67963	Macquarie Bank Ltd. – Tencent R Bull CBBC Apr 2018 J	2017/09/26	2017/09/27
69046	SG Issuer – HSI R Bull CBBC Apr 2019 P	2017/09/26	2017/09/27
68707	HK Bank – Geely Auto R Bull CBBC Mar 2018 C	2017/09/26	2017/09/27
68725	HK Bank – HKEX R Bull CBBC Aug 2018 B	2017/09/26	2017/09/27
67992	Macquarie Bank Ltd. – Tencent R Bull CBBC Apr 2018 K	2017/09/26	2017/09/27
68727	HK Bank – HKEX R Bull CBBC Mar 2018 J	2017/09/26	2017/09/27
68667	BNP Paribas Issuance B.V. – HKEX R Bull CBBC Aug 2018 M	2017/09/26	2017/09/27
68762	HK Bank – Tencent R Bull CBBC Jul 2018 T	2017/09/26	2017/09/27
68659	BNP Paribas Issuance B.V. – HSBC R Bull CBBC Aug 2018 G	2017/09/26	2017/09/27
67961	Macquarie Bank Ltd. – Tencent R Bull CBBC Apr 2018 I	2017/09/26	2017/09/27
68778	HK Bank – AIA R Bull CBBC Jul 2018 E	2017/09/26	2017/09/27
68780	HK Bank – HSI R Bull CBBC Jul 2018 K	2017/09/26	2017/09/27
68797	Goldman Sachs SP (Asia) – HSI R Bull CBBC Apr 2019 C	2017/09/26	2017/09/27
68805	SG Issuer – HSBC R Bull CBBC Jul 2018 B	2017/09/26	2017/09/27
68850	Macquarie Bank Ltd. – Ping An R Bull CBBC Sep 2018 D	2017/09/26	2017/09/27
68732	HK Bank – Ping An R Bull CBBC Jun 2018 A	2017/09/26	2017/09/27
68804	Goldman Sachs SP (Asia) – HSI R Bull CBBC Apr 2019 D	2017/09/26	2017/09/27
68328	BNP Paribas Issuance B.V. – Tencent R Bull CBBC Aug 2018 P	2017/09/26	2017/09/27
68358	Macquarie Bank Ltd. – HSI R Bull CBBC Sep 2018 X	2017/09/26	2017/09/27
68276	UBS AG – HKEX R Bull CBBC Jul 2018 A	2017/09/26	2017/09/27
68374	SG Issuer – Geely Auto R Bull CBBC Aug 2018 B	2017/09/26	2017/09/27
68379	SG Issuer – Geely Auto R Bull CBBC Sep 2018 B	2017/09/26	2017/09/27
68690	HK Bank – Geely Auto R Bull CBBC Jul 2018 F	2017/09/26	2017/09/27
68202	Credit Suisse AG – HKEX R Bull CBBC Jun 2018 J	2017/09/26	2017/09/27
68912	Haitong Int'l Sec – Tencent R Bull CBBC Apr 2018 D	2017/09/26	2017/09/27
67370	Bank of East Asia – Sunny Optical R Bull CBBC Jul 2018 A	2017/09/26	2017/09/27
68164	Haitong Int'l Sec – Evergrande R Bull CBBC Oct 2018 A	2017/09/26	2017/09/27
68133	Bank of East Asia – AIA R Bull CBBC Jul 2018 B	2017/09/26	2017/09/27
68529	Goldman Sachs SP (Asia) – Tencent R Bull CBBC May 2018 O	2017/09/26	2017/09/27
68108	Bank of East Asia – Tencent R Bull CBBC Jul 2018 J	2017/09/26	2017/09/27
67828	BNP Paribas Issuance B.V. – HSI R Bull CBBC Dec 2017 Q	2017/09/26	2017/09/27
68251	Credit Suisse AG – Geely Auto R Bull CBBC Apr 2018 C	2017/09/26	2017/09/27
67684	SG Issuer – Tencent R Bull CBBC Jul 2018 H	2017/09/26	2017/09/27
67841	J P Morgan SP BV – AAC Tech R Bull CBBC Mar 2018 A	2017/09/26	2017/09/27
69064	SG Issuer – Tencent R Bull CBBC Jul 2018 I	2017/09/26	2017/09/27
69074	J P Morgan SP BV – HSI R Bull CBBC Dec 2018 R	2017/09/26	2017/09/27
69084	J P Morgan SP BV – Tencent R Bull CBBC Feb 2018 H	2017/09/26	2017/09/27
67816	Goldman Sachs SP (Asia) – Tencent R Bull CBBC May 2018 L	2017/09/26	2017/09/27
68867	Haitong Int'l Sec – Geely Auto R Bull CBBC May 2018 A	2017/09/26	2017/09/27
66569	BNP Paribas Issuance B.V. – HSCEI R Bull CBBC Sep 2017 B	2017/09/26	2017/09/27
69054	SG Issuer – HSI R Bull CBBC Jul 2019 F	2017/09/26	2017/09/27
67679	SG Issuer – Tencent R Bull CBBC Apr 2018 M	2017/09/26	2017/09/27
63145	Haitong Int'l Sec – Geely Auto R Bull CBBC Sep 2017 A	2017/09/26	2017/09/28
60185	BNP Paribas Issuance B.V. – HSI R Bull CBBC Oct 2017 C	2017/09/26	2017/09/27
67633	BNP Paribas Issuance B.V. – Tencent R Bull CBBC Aug 2018 I	2017/09/26	2017/09/27
67631	HK Bank – HKEX R Bull CBBC Jun 2018 K	2017/09/26	2017/09/27
67605	HK Bank – Tencent R Bull CBBC Jul 2018 N	2017/09/26	2017/09/27
65415	HK Bank – CNOOC R Bear CBBC Mar 2018 A	2017/09/26	2017/09/27
68960	Credit Suisse AG – HSBC R Bull CBBC Jul 2018 E	2017/09/26	2017/09/27
67597	SG Issuer – Tencent R Bull CBBC Jul 2018 G	2017/09/26	2017/09/27
68920	UBS AG – HSI R Bull CBBC Nov 2018 H	2017/09/26	2017/09/27
68922	UBS AG – HSI R Bull CBBC Sep 2018 R	2017/09/26	2017/09/27
68928	Goldman Sachs SP (Asia) – Tencent R Bull CBBC Mar 2018 A	2017/09/26	2017/09/27
67924	HK Bank – Geely Auto R Bull CBBC Aug 2018 C	2017/09/26	2017/09/27
68955	Credit Suisse AG – HSI R Bull CBBC Aug 2018 C	2017/09/26	2017/09/27
69059	SG Issuer – Evergrande R Bull CBBC Aug 2018 B	2017/09/26	2017/09/27
68957	Credit Suisse AG – HSI R Bull CBBC Aug 2018 A	2017/09/26	2017/09/27
69055	Goldman Sachs SP (Asia) – Tencent R Bull CBBC Mar 2018 B	2017/09/26	2017/09/27
68962	Credit Suisse AG – Geely Auto R Bull CBBC Apr 2018 D	2017/09/26	2017/09/27
69005	Credit Suisse AG – HKEX R Bull CBBC Jun 2018 L	2017/09/26	2017/09/27
69011	Credit Suisse AG – Tencent R Bull CBBC Jul 2018 G	2017/09/26	2017/09/27
69045	SG Issuer – HSI R Bull CBBC Mar 2019 R	2017/09/26	2017/09/27
67847	J P Morgan SP BV – Tencent R Bull CBBC Jan 2018 R	2017/09/26	2017/09/27
68907	Haitong Int'l Sec – Tencent R Bull CBBC Apr 2018 C	2017/09/26	2017/09/27
68956	Credit Suisse AG – HSI R Bull CBBC May 2018 U	2017/09/26	2017/09/27
67217	Credit Suisse AG – Tencent R Bull CBBC Jul 2018 C	2017/09/26	2017/09/27
64840	HK Bank – BOCL R Bull CBBC Aug 2018 E	2017/09/26	2017/09/27
67291	SG Issuer – Tencent R Bull CBBC Apr 2018 L	2017/09/26	2017/09/27
67066	HK Bank – Sunny Optical R Bull CBBC Apr 2018 C	2017/09/26	2017/09/27
67265	J P Morgan SP BV – Sunny Optical R Bull CBBC Jan 2018 C	2017/09/26	2017/09/27
66101	SG Issuer – HSI R Bull CBBC Apr 2019 K	2017/09/26	2017/09/27
64595	UBS AG – HSCEI R Bull CBBC Jul 2018 A	2017/09/26	2017/09/27
61551	BNP Paribas Issuance B.V. – HSI R Bull CBBC Oct 2017 I	2017/09/26	2017/09/27
66497	Credit Suisse AG – Tencent R Bull CBBC Jun 2018 U	2017/09/26	2017/09/27
64147	Goldman Sachs SP (Asia) – HSI R Bull CBBC Oct 2018 Z	2017/09/26	2017/09/27
66982	SG Issuer – Tencent R Bull CBBC Mar 2018 X	2017/09/26	2017/09/27
68817	BNP Paribas Issuance B.V. – HSI R Bull CBBC Nov 2017 W	2017/09/26	2017/09/27
67235	Goldman Sachs SP (Asia) – Tencent R Bull CBBC Apr 2018 B	2017/09/26	2017/09/27
66555	SG Issuer – Tencent R Bull CBBC Apr 2018 J	2017/09/26	2017/09/27
68819	SG Issuer – HSI R Bull CBBC Jul 2019 E	2017/09/26	2017/09/27
64386	Bank of East Asia – Ping An R Bull CBBC Jun 2018 G	2017/09/26	2017/09/27
64554	J P Morgan SP BV – HSI R Bull CBBC Nov 2018 S	2017/09/26	2017/09/27

List of expired CBBC, 2017 (continued)

Code	CBBC	Last trading date	Delisted date
64471	SG Issuer – HSI R Bull CBBC Feb 2019 A	2017/09/26	2017/09/27
67187	Credit Suisse AG – Sunny Optical R Bull CBBC Mar 2018 E	2017/09/26	2017/09/27
64463	SG Issuer – HSI R Bull CBBC Dec 2018 I	2017/09/26	2017/09/27
65524	SG Issuer – Ping An R Bull CBBC Oct 2018 B	2017/09/26	2017/09/27
67170	UBS AG – Tencent R Bull CBBC Jul 2018 C	2017/09/26	2017/09/27
66419	J P Morgan SP BV – Tencent R Bull CBBC Jan 2018 P	2017/09/26	2017/09/27
64556	J P Morgan SP BV – BOCL R Bull CBBC Aug 2018 B	2017/09/26	2017/09/27
66340	Bank of East Asia – Tencent R Bull CBBC Jul 2018 G	2017/09/26	2017/09/27
66361	UBS AG – Tencent R Bull CBBC Jul 2018 B	2017/09/26	2017/09/27
66402	HK Bank – Tencent R Bull CBBC Mar 2018 Q	2017/09/26	2017/09/27
64457	SG Issuer – COVS R Bull CBBC Aug 2018 A	2017/09/26	2017/09/27
67040	SG Issuer – CMB R Bull CBBC Oct 2018 A	2017/09/26	2017/09/27
66988	Goldman Sachs SP (Asia) – Tencent R Bull CBBC May 2018 H	2017/09/26	2017/09/27
67365	Bank of East Asia – Tencent R Bull CBBC Jul 2018 H	2017/09/26	2017/09/27
64612	UBS AG – HSI R Bull CBBC Nov 2018 U	2017/09/26	2017/09/27
67277	J P Morgan SP BV – Tencent R Bull CBBC Dec 2017 R	2017/09/26	2017/09/27
67354	HK Bank – Sunny Optical R Bull CBBC Jun 2018 A	2017/09/26	2017/09/27
65795	Credit Suisse AG – HSI R Bull CBBC May 2018 O	2017/09/26	2017/09/27
65747	UBS AG – HSI R Bull CBBC Nov 2018 Y	2017/09/26	2017/09/27
65428	Macquarie Bank Ltd. – HSI R Bull CBBC Sep 2018 O	2017/09/26	2017/09/27
66673	BNP Paribas Issuance B.V. – Tencent R Bull CBBC Aug 2018 L	2017/09/26	2017/09/27
64086	Credit Suisse AG – HSI R Bull CBBC Aug 2018 F	2017/09/26	2017/09/27
64856	Bank of East Asia – CM Bank R Bull CBBC Aug 2018 A	2017/09/26	2017/09/27
64041	BNP Paribas Issuance B.V. – HSI R Bull CBBC Sep 2018 R	2017/09/26	2017/09/27
64034	Goldman Sachs SP (Asia) – HSI R Bull CBBC Oct 2018 Y	2017/09/26	2017/09/27
64009	Credit Suisse AG – HSI R Bull CBBC Sep 2018 X	2017/09/26	2017/09/27
64018	SG Issuer – HSI R Bull CBBC Mar 2019 G	2017/09/26	2017/09/27
64019	SG Issuer – HSI R Bull CBBC Apr 2019 C	2017/09/26	2017/09/27
64800	HK Bank – HSI R Bull CBBC Apr 2018 W	2017/09/26	2017/09/27
65904	J P Morgan SP BV – HSI R Bull CBBC Nov 2018 X	2017/09/26	2017/09/27
66634	HK Bank – Tencent R Bull CBBC Aug 2018 N	2017/09/26	2017/09/27
66200	Credit Suisse AG – HSI R Bull CBBC Sep 2018 Y	2017/09/26	2017/09/27
65660	Goldman Sachs SP (Asia) – HSI R Bull CBBC Nov 2018 M	2017/09/26	2017/09/27
67346	HK Bank – Tencent R Bull CBBC Jun 2018 D	2017/09/26	2017/09/27
61053	BNP Paribas Issuance B.V. – HSCEI R Bull CBBC Sep 2017 A	2017/09/26	2017/09/27
64504	UBS AG – HSI R Bull CBBC Oct 2018 T	2017/09/26	2017/09/27
61240	BNP Paribas Issuance B.V. – HSI R Bull CBBC Oct 2017 H	2017/09/26	2017/09/27
65427	Macquarie Bank Ltd. – HSI R Bull CBBC Sep 2018 N	2017/09/26	2017/09/27
65564	J P Morgan SP BV – HSI R Bull CBBC Aug 2019 A	2017/09/26	2017/09/27
66914	J P Morgan SP BV – Tencent R Bull CBBC Mar 2018 F	2017/09/26	2017/09/27
63710	Credit Suisse AG – HSI R Bull CBBC Sep 2017 W	2017/09/27	2017/09/29
69201	Credit Suisse AG – Ping An R Bull CBBC Oct 2018 F	2017/09/27	2017/09/28
69235	UBS AG – HSI R Bull CBBC Oct 2018 L	2017/09/27	2017/09/28
65608	HK Bank – HSI R Bull CBBC Sep 2017 C	2017/09/27	2017/09/29
69211	J P Morgan SP BV – HKEX R Bull CBBC Jan 2018 I	2017/09/27	2017/09/28
69207	J P Morgan SP BV – Tencent R Bull CBBC Feb 2018 I	2017/09/27	2017/09/28
60738	HK Bank – HSI R Bull CBBC Sep 2017 A	2017/09/27	2017/09/29
60976	HK Bank – HSI R Bull CBBC Sep 2017 R	2017/09/27	2017/09/29
69220	J P Morgan SP BV – HSI R Bull CBBC Aug 2019 F	2017/09/27	2017/09/28
63655	UBS AG – HSCEI R Bull CBBC Sep 2017 D	2017/09/27	2017/09/29
69140	SG Issuer – Geely Auto R Bull CBBC Apr 2018 D	2017/09/27	2017/09/28
60008	Goldman Sachs SP (Asia) – HSI R Bull CBBC Sep 2017 L	2017/09/27	2017/09/29
60426	UBS AG – HSI R Bull CBBC Sep 2017 F	2017/09/27	2017/09/29
61079	Credit Suisse AG – HSI R Bull CBBC Sep 2017 T	2017/09/27	2017/09/29
61069	Credit Suisse AG – HSI R Bull CBBC Sep 2017 S	2017/09/27	2017/09/29
60139	Credit Suisse AG – HSI R Bull CBBC Sep 2017 G	2017/09/27	2017/09/29
65993	SG Issuer – PICC P&C R Bull CBBC Sep 2017 A	2017/09/27	2017/09/29
61520	Credit Suisse AG – HSI R Bull CBBC Sep 2017 V	2017/09/27	2017/09/29
61400	Credit Suisse AG – HSI R Bull CBBC Sep 2017 U	2017/09/27	2017/09/29
69109	HK Bank – Tencent R Bull CBBC Mar 2018 W	2017/09/27	2017/09/28
61434	UBS AG – HSI R Bull CBBC Sep 2017 T	2017/09/27	2017/09/29
69117	HK Bank – Geely Auto R Bull CBBC Aug 2018 D	2017/09/27	2017/09/28
69171	Credit Suisse AG – HSI R Bull CBBC Jan 2018 M	2017/09/27	2017/09/28
69125	HK Bank – HKEX R Bull CBBC Aug 2018 C	2017/09/27	2017/09/28
69200	Credit Suisse AG – China Shenhua R Bull CBBC May 2018 A	2017/09/27	2017/09/28
69150	Goldman Sachs SP (Asia) – HSI R Bull CBBC Aug 2019 A	2017/09/27	2017/09/28
69151	Goldman Sachs SP (Asia) – HSI R Bull CBBC Aug 2019 B	2017/09/27	2017/09/28
69160	Goldman Sachs SP (Asia) – Tencent R Bull CBBC Mar 2018 C	2017/09/27	2017/09/28
60715	Haitong Int'l Sec – HSI R Bull CBBC Sep 2017 A	2017/09/27	2017/09/29
68198	HK Bank – HSI R Bull CBBC Sep 2017 Q	2017/09/27	2017/09/29
69239	UBS AG – HSI R Bull CBBC Oct 2018 M	2017/09/27	2017/09/28
69983	Goldman Sachs SP (Asia) – HSI R Bull CBBC Sep 2017 K	2017/09/27	2017/09/29
69188	Credit Suisse AG – HSBC R Bull CBBC Aug 2018 A	2017/09/27	2017/09/28
69189	Credit Suisse AG – Geely Auto R Bull CBBC May 2018 A	2017/09/27	2017/09/28
67948	Credit Suisse AG – HSI R Bull CBBC Sep 2017 A	2017/09/27	2017/09/29
69563	Credit Suisse AG – HSI R Bull CBBC Sep 2017 E	2017/09/27	2017/09/29
69120	HK Bank – COVS R Bull CBBC Jul 2018 B	2017/09/27	2017/09/28
68965	Bank of East Asia – China Life R Bull CBBC Sep 2017 A	2017/09/27	2017/09/29
68997	Credit Suisse AG – HSI R Bull CBBC Sep 2017 C	2017/09/27	2017/09/29
67704	UBS AG – HSI R Bull CBBC Sep 2017 G	2017/09/27	2017/09/29
67703	UBS AG – HSI R Bull CBBC Sep 2017 D	2017/09/27	2017/09/29
60543	Credit Suisse AG – HSI R Bull CBBC Sep 2017 O	2017/09/27	2017/09/29
60540	Credit Suisse AG – HSI R Bull CBBC Sep 2017 N	2017/09/27	2017/09/29
60529	Credit Suisse AG – HSI R Bull CBBC Sep 2017 M	2017/09/27	2017/09/29
63136	Haitong Int'l Sec – Tencent R Bull CBBC Sep 2017 C	2017/09/27	2017/09/29
68297	Credit Suisse AG – Ping An R Bull CBBC Sep 2017 C	2017/09/27	2017/09/29
63252	UBS AG – HSI R Bull CBBC Sep 2017 B	2017/09/27	2017/09/29

List of expired CBBC, 2017 (continued)

Code	CBBC	Last trading date	Delisted date
69293	Macquarie Bank Ltd. – Tencent R Bull CBBC Apr 2018 L	2017/09/27	2017/09/28
62842	UBS AG – HSI R Bull CBBC Sep 2017 N	2017/09/27	2017/09/29
63135	Haitong Int'l Sec – China Mobile R Bull CBBC Sep 2017 C	2017/09/27	2017/09/29
68967	Bank of East Asia – Galaxy Ent R Bull CBBC Sep 2017 A	2017/09/27	2017/09/29
62804	Goldman Sachs SP (Asia) – HSI R Bull CBBC Sep 2017 W	2017/09/27	2017/09/29
65906	SG Issuer – HKEX R Bull CBBC Sep 2017 A	2017/09/27	2017/09/29
60282	Goldman Sachs SP (Asia) – HSI R Bull CBBC Sep 2017 M	2017/09/27	2017/09/29
60496	UBS AG – HSCEI R Bull CBBC Sep 2017 F	2017/09/27	2017/09/29
67401	SG Issuer – AIA R Bull CBBC Sep 2017 A	2017/09/27	2017/09/29
60402	UBS AG – HSI R Bull CBBC Sep 2017 I	2017/09/27	2017/09/29
60400	UBS AG – HSI R Bull CBBC Sep 2017 H	2017/09/27	2017/09/29
62632	Goldman Sachs SP (Asia) – HSI R Bull CBBC Sep 2017 P	2017/09/27	2017/09/29
63007	UBS AG – HSI R Bull CBBC Sep 2017 W	2017/09/27	2017/09/29
61608	Haitong Int'l Sec – HSI R Bull CBBC Sep 2017 B	2017/09/27	2017/09/29
62778	Credit Suisse AG – HSCEI R Bull CBBC Sep 2017 A	2017/09/27	2017/09/29
69287	Macquarie Bank Ltd. – HKEX R Bull CBBC Sep 2018 A	2017/09/27	2017/09/28
67318	Credit Suisse AG – HSBC R Bull CBBC Sep 2017 A	2017/09/27	2017/09/29
62380	BNP Paribas Issuance B.V. – HSI R Bull CBBC Sep 2017 L	2017/09/27	2017/09/29
60183	BNP Paribas Issuance B.V. – HSI R Bull CBBC Sep 2017 B	2017/09/27	2017/09/29
60030	UBS AG – HSI R Bear CBBC Sep 2017 B	2017/09/27	2017/09/29
60628	Credit Suisse AG – HSI R Bull CBBC Sep 2017 P	2017/09/27	2017/09/29
60637	Credit Suisse AG – HSI R Bull CBBC Sep 2017 Q	2017/09/27	2017/09/29
60977	HK Bank – HSI R Bull CBBC Sep 2017 S	2017/09/27	2017/09/29
64925	J P Morgan SP BV – CSOP A50 ETF R Bull CBBC May 2018 A	2017/09/27	2017/09/28
69594	J P Morgan SP BV – HSI R Bull CBBC Sep 2017 X	2017/09/27	2017/09/29
64695	Credit Suisse AG – CSOP A50 ETF R Bull CBBC Apr 2018 A	2017/09/27	2017/09/28
67110	SG Issuer – Ping An R Bull CBBC Sep 2017 B	2017/09/27	2017/09/29
67072	UBS AG – HSCEI R Bull CBBC Sep 2017 B	2017/09/27	2017/09/29
69402	Bank of East Asia – HSBC Holdings R Bull CBBC May 2018 A	2017/09/28	2017/09/29
64357	Haitong Int'l Sec – CUni R Bull CBBC Apr 2018 A	2017/09/28	2017/09/29
69429	Credit Suisse AG – CCB R Bull CBBC Sep 2018 K	2017/09/28	2017/09/29
69404	Bank of East Asia – Geely Auto R Bull CBBC Jul 2018 C	2017/09/28	2017/09/29
69466	SG Issuer – CMob R Bull CBBC Oct 2018 C	2017/09/28	2017/09/29
68187	HK Bank – Tencent R Bull CBBC Sep 2017 J	2017/09/28	2017/10/03
64101	Credit Suisse AG – Ping An R Bull CBBC Jun 2018 A	2017/09/28	2017/09/29
68816	Macquarie Bank Ltd. – HKEX R Bull CBBC Sep 2017 A	2017/09/28	2017/10/03
67293	Goldman Sachs SP (Asia) – CSOP A50 ETF R Bull CBBC Apr 2018A	2017/09/28	2017/09/29
69480	SG Issuer – HSI R Bull CBBC Dec 2018 D	2017/09/28	2017/09/29
69322	HK Bank – ICBC R Bull CBBC Aug 2018 H	2017/09/28	2017/09/29
62986	SG Issuer – CCB R Bull CBBC Jul 2018 D	2017/09/28	2017/09/29
69519	J P Morgan SP BV – HSI R Bull CBBC Aug 2019 G	2017/09/28	2017/09/29
69349	Haitong Int'l Sec – HKEX R Bull CBBC Jun 2018 G	2017/09/28	2017/09/29
69342	Haitong Int'l Sec – SHK Ppt R Bull CBBC May 2018 A	2017/09/28	2017/09/29
61364	HK Bank – Power Assets R Bull CBBC Sep 2017 A	2017/09/28	2017/10/03
69507	J P Morgan SP BV – HSI R Bull CBBC Nov 2018 E	2017/09/28	2017/09/29
69308	HK Bank – Sunny Optical R Bull CBBC Jul 2018 C	2017/09/28	2017/09/29
69357	Haitong Int'l Sec – Great Wall Motor R Bull CBBC Jun 2018 A	2017/09/28	2017/09/29
69482	UBS AG – HSI R Bull CBBC Dec 2018 C	2017/09/28	2017/09/29
69498	J P Morgan SP BV – Tencent R Bull CBBC Feb 2018 J	2017/09/28	2017/09/29
69316	HK Bank – CC Bank R Bull CBBC Aug 2018 H	2017/09/28	2017/09/29
69315	HK Bank – CUni R Bull CBBC Aug 2018 D	2017/09/28	2017/09/29
69497	J P Morgan SP BV – Ping An R Bull CBBC Feb 2018 G	2017/09/28	2017/09/29
69433	Credit Suisse AG – ICBC R Bull CBBC Sep 2018 J	2017/09/28	2017/09/29
64802	HK Bank – CSOP A50 ETF R Bull CBBC Apr 2018 D	2017/09/28	2017/09/29
64829	HK Bank – Ping An R Bull CBBC Apr 2018 D	2017/09/28	2017/09/29
65488	BNP Paribas Issuance B.V. – CSOP A50 ETF R Bull CBBC Jun 18A	2017/09/28	2017/09/29
66275	Credit Suisse AG – Ping An R Bull CBBC Sep 2017 B	2017/09/28	2017/10/03
65614	HK Bank – CAM CSI300 R Bull CBBC Sep 2017 A	2017/09/28	2017/10/03
69407	Bank of East Asia – Tencent R Bull CBBC Jul 2018 L	2017/09/28	2017/09/29
69411	Credit Suisse AG – HSI R Bull CBBC Apr 2018 V	2017/09/28	2017/09/29
69288	Macquarie Bank Ltd. – China Life R Bull CBBC Apr 2018 A	2017/09/28	2017/09/29
69294	SG Issuer – CSOP A50 ETF R Bull CBBC Apr 2018 E	2017/09/28	2017/09/29
64240	J P Morgan SP BV – Ping An R Bull CBBC Feb 2018 F	2017/09/28	2017/09/29
69128	SG Issuer – CUni R Bull CBBC Jul 2018 B	2017/09/28	2017/09/29
64276	Credit Suisse AG – CCB R Bull CBBC Sep 2018 G	2017/09/28	2017/09/29
65311	Macquarie Bank Ltd. – Tencent R Bull CBBC Sep 2017 A	2017/09/28	2017/10/03
69435	Credit Suisse AG – Ping An R Bull CBBC Oct 2018 G	2017/09/28	2017/09/29
69192	Credit Suisse AG – CUni R Bull CBBC Apr 2018 A	2017/09/28	2017/09/29
64160	SG Issuer – Ping An R Bull CBBC May 2018 D	2017/09/28	2017/09/29
64243	HK Bank – ICBC R Bull CBBC Sep 2017 A	2017/09/28	2017/10/03
68091	BNP Paribas Issuance B.V. – CSOP A50 ETF R Bull CBBC Jun 18B	2017/09/28	2017/09/29
69434	Credit Suisse AG – BOCL R Bull CBBC Sep 2018 C	2017/09/28	2017/09/29
66268	Credit Suisse AG – Ping An R Bull CBBC Sep 2017 A	2017/09/28	2017/10/03
69304	HK Bank – Tencent R Bull CBBC Aug 2018 P	2017/09/28	2017/09/29
68196	HK Bank – HKEX R Bull CBBC Sep 2017 H	2017/09/28	2017/10/03
64454	J P Morgan SP BV – CUni R Bull CBBC Mar 2018 B	2017/09/28	2017/09/29
65266	HK Bank – Tencent R Bull CBBC Sep 2017 A	2017/09/28	2017/10/03
64320	BNP Paribas Issuance B.V. – Ping An R Bull CBBC Aug 2018 H	2017/09/28	2017/09/29
69465	Goldman Sachs SP (Asia) – CSOP A50 ETF R Bull CBBC Mar 2018B	2017/09/28	2017/09/29
69445	Goldman Sachs SP (Asia) – Tencent R Bull CBBC Apr 2018 C	2017/09/28	2017/09/29
67475	Credit Suisse AG – AIA R Bull CBBC Sep 2017 A	2017/09/28	2017/10/03
64557	J P Morgan SP BV – CC Bank R Bull CBBC Sep 2018 C	2017/09/28	2017/09/29
69633	SG Issuer – HSI R Bull CBBC Mar 2019 S	2017/09/29	2017/10/03
68801	Credit Suisse AG – Geely Auto R Bull CBBC Dec 2017 H	2017/09/29	2017/10/03
69638	SG Issuer – HSI R Bull CBBC Apr 2019 Q	2017/09/29	2017/10/03
69598	UBS AG – HSI R Bull CBBC Nov 2018 I	2017/09/29	2017/10/03
64837	HK Bank – AIA R Bull CBBC Aug 2018 A	2017/09/29	2017/10/03

List of expired CBBC, 2017 (continued)

Code	CBBC	Last trading date	Delisted date
67954	Credit Suisse AG – HSI R Bull CBBC Dec 2017 T	2017/09/29	2017/10/03
69571	Credit Suisse AG – HSI R Bull CBBC Apr 2018 W	2017/09/29	2017/10/03
69647	J P Morgan SP BV – Geely Auto R Bull CBBC Jan 2018 G	2017/09/29	2017/10/03
69521	SG Issuer – HSI R Bull CBBC Feb 2019 F	2017/09/29	2017/10/03
69565	Credit Suisse AG – HSI R Bull CBBC Mar 2018 S	2017/09/29	2017/10/03
64168	Bank of East Asia – Ping An R Bull CBBC Jun 2018 F	2017/09/29	2017/10/03
69658	Goldman Sachs SP (Asia) – HSI R Bull CBBC Apr 2019 E	2017/09/29	2017/10/03
61405	Credit Suisse AG – HSI R Bull CBBC Nov 2017 T	2017/09/29	2017/10/03
61974	Credit Suisse AG – Tencent R Bull CBBC Oct 2017 D	2017/09/29	2017/10/03
69520	J P Morgan SP BV – HSI R Bull CBBC Nov 2018 F	2017/09/29	2017/10/03
64475	Macquarie Bank Ltd. – Ping An R Bull CBBC Sep 2018 B	2017/09/29	2017/10/03
64178	UBS AG – Ping An R Bull CBBC Jan 2018 C	2017/09/29	2017/10/03
68862	Credit Suisse AG – HSI R Bull CBBC Dec 2017 J	2017/09/29	2017/10/03
69029	UBS AG – Sands China R Bear CBBC Nov 2017 A	2017/09/29	2017/10/03
69286	Credit Suisse AG – Galaxy Ent R Bull CBBC Nov 2017 B	2017/09/29	2017/10/03
69285	Credit Suisse AG – Galaxy Ent R Bull CBBC Nov 2017 A	2017/09/29	2017/10/03
69247	Credit Suisse AG – HSI R Bull CBBC Nov 2017 G	2017/09/29	2017/10/03
65605	Credit Suisse AG – Tencent R Bull CBBC Dec 2017 D	2017/09/29	2017/10/03
68269	Credit Suisse AG – HSI R Bull CBBC Dec 2017 P	2017/09/29	2017/10/03
65662	Credit Suisse AG – Tencent R Bull CBBC Jan 2018 A	2017/09/29	2017/10/03
63691	Credit Suisse AG – Galaxy Ent R Bull CBBC Dec 2017 B	2017/09/29	2017/10/03
65819	Credit Suisse AG – Tencent R Bull CBBC Jan 2018 B	2017/09/29	2017/10/03
65822	Credit Suisse AG – Tencent R Bull CBBC Dec 2017 F	2017/09/29	2017/10/03
68424	Credit Suisse AG – HSI R Bull CBBC Nov 2017 Q	2017/09/29	2017/10/03
68986	Credit Suisse AG – Geely Auto R Bull CBBC Oct 2017 A	2017/09/29	2017/10/03
68972	Credit Suisse AG – AAC Tech R Bull CBBC Oct 2017 A	2017/09/29	2017/10/03
61552	Credit Suisse AG – Geely Auto R Bull CBBC Jan 2018 C	2017/09/29	2017/10/03
69964	Credit Suisse AG – Geely Auto R Bull CBBC Dec 2017 I	2017/09/29	2017/10/03
61311	Credit Suisse AG – HSBC R Bear CBBC Apr 2018 A	2017/09/29	2017/10/03
66460	Credit Suisse AG – Tencent R Bull CBBC Jan 2018 E	2017/09/29	2017/10/03
68139	Credit Suisse AG – Tencent R Bull CBBC Jan 2018 K	2017/09/29	2017/10/03
68734	Credit Suisse AG – HSI R Bull CBBC Nov 2017 R	2017/09/29	2017/10/03
62209	UBS AG – CUni R Bull CBBC Mar 2018 A	2017/09/29	2017/10/03
67146	Credit Suisse AG – Tencent R Bull CBBC Dec 2017 H	2017/09/29	2017/10/03
62820	Credit Suisse AG – HSCEI R Bull CBBC Oct 2017 A	2017/09/29	2017/10/03
65871	Credit Suisse AG – China Shenhua R Bull CBBC Dec 2017 C	2017/09/29	2017/10/03
61796	Credit Suisse AG – HSI R Bull CBBC Nov 2017 W	2017/09/29	2017/10/03
66057	Credit Suisse AG – Tencent R Bull CBBC Jan 2018 C	2017/09/29	2017/10/03
68174	Credit Suisse AG – Tencent R Bull CBBC Feb 2018 B	2017/09/29	2017/10/03
68859	Credit Suisse AG – HSI R Bull CBBC Nov 2017 D	2017/09/29	2017/10/03
67209	Credit Suisse AG – Ping An R Bear CBBC Apr 2018 G	2017/09/29	2017/10/03
63287	Credit Suisse AG – Geely Auto R Bull CBBC Dec 2017 B	2017/09/29	2017/10/03
60620	Credit Suisse AG – HSBC R Bear CBBC Feb 2018 C	2017/09/29	2017/10/03
67982	Credit Suisse AG – Tencent R Bull CBBC Jan 2018 J	2017/09/29	2017/10/03
60098	Credit Suisse AG – HSI R Bull CBBC Nov 2017 O	2017/09/29	2017/10/03
69704	Credit Suisse AG – Tencent R Bull CBBC Oct 2017 C	2017/09/29	2017/10/03
69655	Credit Suisse AG – HSI R Bull CBBC Dec 2017 N	2017/09/29	2017/10/03
60096	Credit Suisse AG – HSI R Bull CBBC Nov 2017 N	2017/09/29	2017/10/03
64648	Credit Suisse AG – CNOOC R Bear CBBC Feb 2018 A	2017/09/29	2017/10/03
69083	J P Morgan SP BV – Ping An R Bull CBBC Mar 2018 D	2017/09/29	2017/10/03
67452	Credit Suisse AG – Tencent R Bull CBBC Oct 2017 B	2017/09/29	2017/10/03
60102	Credit Suisse AG – Geely Auto R Bull CBBC Dec 2017 A	2017/09/29	2017/10/03
63565	Credit Suisse AG – Ping An R Bull CBBC Oct 2018 A	2017/09/29	2017/10/03
60547	Credit Suisse AG – HSI R Bull CBBC Dec 2017 F	2017/09/29	2017/10/03
67116	Credit Suisse AG – Tencent R Bull CBBC Oct 2017 A	2017/09/29	2017/10/03
60789	Credit Suisse AG – HSI R Bull CBBC Nov 2017 P	2017/09/29	2017/10/03
60787	Credit Suisse AG – HSI R Bull CBBC Oct 2017 R	2017/09/29	2017/10/03
68034	Credit Suisse AG – HSI R Bull CBBC Nov 2017 J	2017/09/29	2017/10/03
67076	Credit Suisse AG – HKEX R Bull CBBC Nov 2017 C	2017/09/29	2017/10/03
69531	Credit Suisse AG – HSI R Bull CBBC Nov 2017 L	2017/09/29	2017/10/03
65441	Credit Suisse AG – Tencent R Bull CBBC Feb 2018 L	2017/09/29	2017/10/03
63555	Credit Suisse AG – HSBC R Bull CBBC Mar 2018 D	2017/09/29	2017/10/03
67607	Credit Suisse AG – Ping An R Bull CBBC Jan 2018 B	2017/09/29	2017/10/03
69627	Goldman Sachs SP (Asia) – HSI R Bear CBBC Mar 2018 S	2017/10/03	2017/10/04
69018	SG Issuer – HSI R Bear CBBC Feb 2018 O	2017/10/03	2017/10/04
69015	Credit Suisse AG – HSI R Bear CBBC Mar 2018 G	2017/10/03	2017/10/04
69026	SG Issuer – HSI R Bear CBBC Feb 2018 P	2017/10/03	2017/10/04
69606	UBS AG – HSI R Bear CBBC Dec 2017 O	2017/10/03	2017/10/04
69105	Goldman Sachs SP (Asia) – HSI R Bear CBBC Mar 2018 P	2017/10/03	2017/10/04
69492	UBS AG – HSI R Bear CBBC Dec 2018 A	2017/10/03	2017/10/04
69617	Goldman Sachs SP (Asia) – HSI R Bear CBBC Mar 2018 R	2017/10/03	2017/10/04
69454	Goldman Sachs SP (Asia) – HSI R Bear CBBC Feb 2018 L	2017/10/03	2017/10/04
69591	Credit Suisse AG – HSI R Bear CBBC Dec 2017 A	2017/10/03	2017/10/04
69556	HK Bank – HSI R Bear CBBC Mar 2018 D	2017/10/03	2017/10/04
69574	Credit Suisse AG – HSI R Bear CBBC Jan 2018 T	2017/10/03	2017/10/04
69564	HK Bank – HSI R Bear CBBC Mar 2018 N	2017/10/03	2017/10/04
69604	UBS AG – HSI R Bear CBBC Dec 2017 S	2017/10/03	2017/10/04
69628	SG Issuer – HSI R Bear CBBC Jan 2018 Q	2017/10/03	2017/10/04
65452	J P Morgan SP BV – Galaxy Ent R Bear CBBC Feb 2018 B	2017/10/03	2017/10/04
68921	UBS AG – HSI R Bear CBBC Dec 2017 Z	2017/10/03	2017/10/04
69412	Credit Suisse AG – HSI R Bear CBBC Jan 2018 M	2017/10/03	2017/10/04
69174	Credit Suisse AG – HSI R Bear CBBC Mar 2018 H	2017/10/03	2017/10/04
68939	Goldman Sachs SP (Asia) – Tencent R Bear CBBC Mar 2018 C	2017/10/03	2017/10/04
69232	UBS AG – HSI R Bear CBBC Dec 2017 K	2017/10/03	2017/10/04
69223	J P Morgan SP BV – HSI R Bear CBBC Jan 2018 K	2017/10/03	2017/10/04
69297	HK Bank – HSI R Bear CBBC Mar 2018 M	2017/10/03	2017/10/04
69882	UBS AG – HSI R Bear CBBC Jan 2018 J	2017/10/03	2017/10/04

List of expired CBBC, 2017 (continued)

Code	CBBC	Last trading date	Delisted date
69918	J P Morgan SP BV – HSI R Bear CBBC Jan 2018 B	2017/10/03	2017/10/04
69913	J P Morgan SP BV – HSI R Bear CBBC Jan 2018 F	2017/10/03	2017/10/04
69912	J P Morgan SP BV – HSI R Bear CBBC Jan 2018 I	2017/10/03	2017/10/04
68194	Credit Suisse AG – HSI R Bear CBBC Mar 2018 F	2017/10/03	2017/10/04
68195	Credit Suisse AG – HSI R Bear CBBC Dec 2017 D	2017/10/03	2017/10/04
68273	UBS AG – HSI R Bear CBBC Dec 2017 W	2017/10/03	2017/10/04
69963	SG Issuer – HSI R Bear CBBC Mar 2018 G	2017/10/03	2017/10/04
69928	SG Issuer – HSI R Bear CBBC Jan 2018 K	2017/10/03	2017/10/04
69881	UBS AG – HSI R Bear CBBC Jan 2018 I	2017/10/03	2017/10/04
69862	UBS AG – HSI R Bull CBBC Dec 2018 D	2017/10/03	2017/10/04
69860	Goldman Sachs SP (Asia) – Tencent R Bear CBBC Apr 2018 I	2017/10/03	2017/10/04
69859	Goldman Sachs SP (Asia) – HSI R Bear CBBC Mar 2018 U	2017/10/03	2017/10/04
69858	Goldman Sachs SP (Asia) – HSI R Bear CBBC Mar 2018 T	2017/10/03	2017/10/04
68266	UBS AG – HSI R Bear CBBC Dec 2017 V	2017/10/03	2017/10/04
69905	J P Morgan SP BV – HSI R Bull CBBC Sep 2019 B	2017/10/03	2017/10/04
67999	SG Issuer – Geely Auto R Bear CBBC Apr 2018 B	2017/10/03	2017/10/04
69654	SG Issuer – ICBC R Bear CBBC Oct 2018 A	2017/10/03	2017/10/04
61384	Credit Suisse AG – ICBC R Bear CBBC Feb 2018 C	2017/10/03	2017/10/04
67849	J P Morgan SP BV – HSI R Bear CBBC Dec 2017 I	2017/10/03	2017/10/04
67866	BNP Paribas Issuance B.V. – HSI R Bear CBBC Mar 2018 C	2017/10/03	2017/10/04
67870	BNP Paribas Issuance B.V. – HSI R Bear CBBC Mar 2018 T	2017/10/03	2017/10/04
67878	Goldman Sachs SP (Asia) – HSI R Bear CBBC Feb 2018 J	2017/10/03	2017/10/04
69920	J P Morgan SP BV – HSI R Bear CBBC Jan 2018 J	2017/10/03	2017/10/04
66809	HK Bank – Sands China R Bear CBBC Apr 2018 A	2017/10/03	2017/10/04
69927	J P Morgan SP BV – Tencent R Bear CBBC Mar 2018 J	2017/10/03	2017/10/04
69848	Credit Suisse AG – HSI R Bear CBBC Mar 2018 I	2017/10/03	2017/10/04
69629	SG Issuer – HSI R Bear CBBC Feb 2018 Q	2017/10/03	2017/10/04
69954	SG Issuer – HSI R Bear CBBC Feb 2018 S	2017/10/03	2017/10/04
65976	HK Bank – ICBC R Bear CBBC Apr 2018 C	2017/10/03	2017/10/04
69931	SG Issuer – HSI R Bear CBBC Feb 2018 R	2017/10/03	2017/10/04
69900	UBS AG – HSI R Bear CBBC Jan 2018 K	2017/10/03	2017/10/04
61993	HK Bank – ICBC R Bear CBBC Oct 2018 A	2017/10/03	2017/10/04
69707	Goldman Sachs SP (Asia) – Tencent R Bull CBBC Feb 2018 B	2017/10/03	2017/10/04
68561	J P Morgan SP BV – HSI R Bear CBBC Dec 2017 M	2017/10/03	2017/10/04
69732	HK Bank – HSI R Bear CBBC Mar 2018 B	2017/10/03	2017/10/04
69721	SG Issuer – Tencent R Bull CBBC Jun 2018 G	2017/10/03	2017/10/04
69693	BNP Paribas Issuance B.V. – HSI R Bull CBBC Sep 2018 U	2017/10/03	2017/10/04
69715	SG Issuer – Ping An R Bull CBBC May 2018 F	2017/10/03	2017/10/04
68546	J P Morgan SP BV – HSI R Bear CBBC Dec 2017 L	2017/10/03	2017/10/04
69910	J P Morgan SP BV – Tencent R Bull CBBC Jan 2018 U	2017/10/03	2017/10/04
69722	HK Bank – HSI R Bear CBBC Mar 2018 O	2017/10/03	2017/10/04
69705	Goldman Sachs SP (Asia) – Tencent R Bull CBBC Feb 2018 A	2017/10/03	2017/10/04
69703	BNP Paribas Issuance B.V. – Tencent R Bull CBBC Aug 2018 N	2017/10/03	2017/10/04
69644	J P Morgan SP BV – HSI R Bear CBBC Jan 2018 M	2017/10/03	2017/10/04
69684	Goldman Sachs SP (Asia) – HSI R Bull CBBC Aug 2019 C	2017/10/03	2017/10/04
69702	HK Bank – Tencent R Bull CBBC Jul 2018 U	2017/10/03	2017/10/04
69696	HK Bank – HSI R Bull CBBC Jul 2018 L	2017/10/03	2017/10/04
68989	Credit Suisse AG – Galaxy Ent R Bear CBBC Mar 2018 A	2017/10/03	2017/10/04
69755	Macquarie Bank Ltd. – Tencent R Bear CBBC Apr 2018 M	2017/10/03	2017/10/04
69854	Credit Suisse AG – HSI R Bear CBBC Jan 2018 P	2017/10/03	2017/10/04
69841	Credit Suisse AG – HSI R Bear CBBC Feb 2018 M	2017/10/03	2017/10/04
69825	Credit Suisse AG – Ping An R Bull CBBC Oct 2018 H	2017/10/03	2017/10/04
69811	Credit Suisse AG – Geely Auto R Bear CBBC Apr 2018 I	2017/10/03	2017/10/04
69787	Credit Suisse AG – HSI R Bull CBBC Apr 2018 X	2017/10/03	2017/10/04
69786	Credit Suisse AG – HSI R Bull CBBC Mar 2018 U	2017/10/03	2017/10/04
69717	SG Issuer – Tencent R Bull CBBC Apr 2018 O	2017/10/03	2017/10/04
69769	BNP Paribas Issuance B.V. – HSI R Bear CBBC Mar 2018 K	2017/10/03	2017/10/04
69734	HK Bank – HSCEI R Bear CBBC Mar 2018 F	2017/10/03	2017/10/04
69748	BNP Paribas Issuance B.V. – HSI R Bear CBBC Mar 2018 J	2017/10/03	2017/10/04
68464	SG Issuer – HSI R Bear CBBC Jan 2018 O	2017/10/03	2017/10/04
69739	BNP Paribas Issuance B.V. – HSI R Bear CBBC Mar 2018 I	2017/10/03	2017/10/04
69735	BNP Paribas Issuance B.V. – HSI R Bear CBBC Mar 2018 E	2017/10/03	2017/10/04
63428	Macquarie Bank Ltd. – HSI R Bear CBBC Sep 2018 M	2017/10/04	2017/10/06
69589	Credit Suisse AG – HSI R Bear CBBC Nov 2017 S	2017/10/04	2017/10/06
69585	Credit Suisse AG – HSI R Bear CBBC Nov 2017 R	2017/10/04	2017/10/06
60449	Goldman Sachs SP (Asia) – Tencent R Bear CBBC Feb 2018 A	2017/10/04	2017/10/06
60007	J P Morgan SP BV – Tencent R Bear CBBC Jun 2018 F	2017/10/04	2017/10/06
60031	SG Issuer – HSI R Bear CBBC Nov 2017 Y	2017/10/04	2017/10/06
65489	BNP Paribas Issuance B.V. – HSCEI R Bear CBBC Feb 2018 U	2017/10/04	2017/10/06
61059	Macquarie Bank Ltd. – HSI R Bear CBBC Aug 2018 Q	2017/10/04	2017/10/06
61504	HK Bank – Tencent R Bear CBBC Jul 2018 H	2017/10/04	2017/10/06
65301	HK Bank – HSCEI R Bear CBBC Mar 2018 E	2017/10/04	2017/10/06
60036	SG Issuer – HSI R Bear CBBC Jan 2018 C	2017/10/04	2017/10/06
61575	HK Bank – HSI R Bear CBBC Aug 2018 F	2017/10/04	2017/10/06
65852	J P Morgan SP BV – HSCEI R Bear CBBC Dec 2017 A	2017/10/04	2017/10/06
60136	SG Issuer – Tencent R Bear CBBC Sep 2018 A	2017/10/04	2017/10/06
60552	Credit Suisse AG – HSI R Bear CBBC Jan 2018 A	2017/10/04	2017/10/06
60732	SG Issuer – HSI R Bear CBBC Nov 2017 D	2017/10/04	2017/10/06
61033	Macquarie Bank Ltd. – HSI R Bear CBBC Aug 2018 P	2017/10/04	2017/10/06
61227	UBS AG – Tencent R Bear CBBC Apr 2018 A	2017/10/04	2017/10/06
61159	UBS AG – HSI R Bear CBBC Nov 2017 R	2017/10/04	2017/10/06
61276	SG Issuer – HSI R Bear CBBC Jan 2018 F	2017/10/04	2017/10/06
60436	UBS AG – HSI R Bear CBBC Jan 2018 N	2017/10/04	2017/10/06
61024	Macquarie Bank Ltd. – HSI R Bear CBBC Aug 2018 O	2017/10/04	2017/10/06
60223	BNP Paribas Issuance B.V. – HSCEI R Bear CBBC Feb 2018 V	2017/10/04	2017/10/06
69631	SG Issuer – HSI R Bear CBBC Mar 2018 F	2017/10/04	2017/10/06
69535	J P Morgan SP BV – HSI R Bear CBBC Jan 2018 U	2017/10/04	2017/10/06

List of expired CBBC, 2017 (continued)

Code	CBBC	Last trading date	Delisted date
69516	J P Morgan SP BV – HSI R Bear CBBC Jan 2018 L	2017/10/04	2017/10/06
60018	SG Issuer – Tencent R Bear CBBC Mar 2018 L	2017/10/04	2017/10/06
60062	Goldman Sachs SP (Asia) – HSI R Bear CBBC Mar 2018 W	2017/10/04	2017/10/06
60071	Goldman Sachs SP (Asia) – HSI R Bear CBBC Mar 2018 X	2017/10/04	2017/10/06
60076	HK Bank – Galaxy Ent R Bear CBBC Jun 2018 B	2017/10/04	2017/10/06
60087	HK Bank – Geely Auto R Bear CBBC Apr 2018 F	2017/10/04	2017/10/06
60111	HK Bank – Tencent R Bear CBBC Apr 2018 G	2017/10/04	2017/10/06
60114	HK Bank – Ping An R Bear CBBC May 2018 C	2017/10/04	2017/10/06
60115	HK Bank – HSI R Bear CBBC Mar 2018 P	2017/10/04	2017/10/06
60057	Goldman Sachs SP (Asia) – HSI R Bear CBBC Mar 2018 V	2017/10/04	2017/10/06
60135	Macquarie Bank Ltd. – Tencent R Bear CBBC Apr 2018 N	2017/10/04	2017/10/06
60428	UBS AG – HSI R Bear CBBC Jan 2018 M	2017/10/04	2017/10/06
60234	BNP Paribas Issuance B.V. – Tencent R Bear CBBC Apr 2018 M	2017/10/04	2017/10/06
60258	Credit Suisse AG – HSI R Bear CBBC Jan 2018 S	2017/10/04	2017/10/06
60260	Credit Suisse AG – HSI R Bear CBBC Feb 2018 T	2017/10/04	2017/10/06
60302	J P Morgan SP BV – HSI R Bear CBBC Jan 2018 N	2017/10/04	2017/10/06
60320	J P Morgan SP BV – Tencent R Bear CBBC Feb 2018 N	2017/10/04	2017/10/06
60333	J P Morgan SP BV – HSI R Bear CBBC Jan 2018 P	2017/10/04	2017/10/06
60334	Goldman Sachs SP (Asia) – HSI R Bear CBBC Mar 2018 Y	2017/10/04	2017/10/06
60335	SG Issuer – HSI R Bear CBBC Jan 2018 R	2017/10/04	2017/10/06
60351	SG Issuer – HSI R Bear CBBC Jan 2018 T	2017/10/04	2017/10/06
60362	SG Issuer – HSI R Bear CBBC Mar 2018 H	2017/10/04	2017/10/06
60414	UBS AG – HSI R Bear CBBC Jan 2018 L	2017/10/04	2017/10/06
60117	HK Bank – HSI R Bear CBBC Mar 2018 Q	2017/10/04	2017/10/06
62101	UBS AG – HSI R Bear CBBC Nov 2017 Y	2017/10/04	2017/10/06
68738	J P Morgan SP BV – HSI R Bear CBBC Feb 2018 D	2017/10/04	2017/10/06
60277	Credit Suisse AG – HSI R Bear CBBC Jan 2018 Q	2017/10/04	2017/10/06
68668	BNP Paribas Issuance B.V. – HSI R Bear CBBC Mar 2018 D	2017/10/04	2017/10/06
69039	Goldman Sachs SP (Asia) – HSI R Bear CBBC Nov 2017 X	2017/10/04	2017/10/06
61355	SG Issuer – HSCEI R Bear CBBC Feb 2018 A	2017/10/04	2017/10/06
62803	Macquarie Bank Ltd. – Tencent R Bear CBBC Mar 2018 G	2017/10/04	2017/10/06
68723	HK Bank – Geely Auto R Bear CBBC Aug 2018 D	2017/10/04	2017/10/06
69115	Credit Suisse AG – HSI R Bear CBBC Nov 2017 O	2017/10/04	2017/10/06
68048	BNP Paribas Issuance B.V. – HSI R Bear CBBC Feb 2018 D	2017/10/04	2017/10/06
68228	Goldman Sachs SP (Asia) – HSI R Bear CBBC Nov 2017 O	2017/10/04	2017/10/06
68794	Goldman Sachs SP (Asia) – HSI R Bear CBBC Feb 2018 K	2017/10/04	2017/10/06
64524	Credit Suisse AG – HSCEI R Bear CBBC Jan 2018 C	2017/10/04	2017/10/06
67325	UBS AG – HSI R Bear CBBC Oct 2017 H	2017/10/04	2017/10/06
68864	Macquarie Bank Ltd. – Ping An R Bear CBBC Sep 2018 B	2017/10/04	2017/10/06
67279	Credit Suisse AG – HSI R Bear CBBC Dec 2017 Q	2017/10/04	2017/10/06
67978	HK Bank – HSI R Bear CBBC Aug 2018 I	2017/10/04	2017/10/06
68935	Goldman Sachs SP (Asia) – Tencent R Bear CBBC Mar 2018 B	2017/10/04	2017/10/06
68049	BNP Paribas Issuance B.V. – HSI R Bear CBBC Feb 2018 I	2017/10/04	2017/10/06
68284	HK Bank – HSI R Bear CBBC Aug 2018 J	2017/10/04	2017/10/06
68386	Goldman Sachs SP (Asia) – HSI R Bear CBBC Nov 2017 S	2017/10/04	2017/10/06
68390	Goldman Sachs SP (Asia) – HSI R Bear CBBC Nov 2017 T	2017/10/04	2017/10/06
67782	UBS AG – HSI R Bear CBBC Jan 2018 H	2017/10/04	2017/10/06
66306	HK Bank – BOCL R Bear CBBC Apr 2018 E	2017/10/04	2017/10/06
68454	BNP Paribas Issuance B.V. – HSI R Bear CBBC Feb 2018 N	2017/10/04	2017/10/06
68000	SG Issuer – Geely Auto R Bear CBBC Jul 2018 A	2017/10/04	2017/10/06
63686	Macquarie Bank Ltd. – HSI R Bear CBBC Sep 2018 N	2017/10/04	2017/10/06
68456	SG Issuer – HSI R Bear CBBC Dec 2017 T	2017/10/04	2017/10/06
66029	UBS AG – HSI R Bear CBBC Dec 2017 Y	2017/10/04	2017/10/06
62293	BNP Paribas Issuance B.V. – Tencent R Bear CBBC Apr 2018 Z	2017/10/04	2017/10/06
65971	HK Bank – CC Bank R Bear CBBC Apr 2018 E	2017/10/04	2017/10/06
68604	J P Morgan SP BV – HSI R Bear CBBC Jan 2018 R	2017/10/04	2017/10/06
62564	UBS AG – HSI R Bear CBBC Nov 2017 H	2017/10/04	2017/10/06
64245	J P Morgan SP BV – HSI R Bear CBBC Feb 2018 A	2017/10/04	2017/10/06
67785	Credit Suisse AG – HSI R Bear CBBC Dec 2017 U	2017/10/04	2017/10/06
66381	Credit Suisse AG – HSI R Bear CBBC Dec 2017 H	2017/10/04	2017/10/06
62770	Credit Suisse AG – Geely Auto R Bear CBBC Apr 2018 B	2017/10/04	2017/10/06
68248	SG Issuer – HSI R Bear CBBC Oct 2017 J	2017/10/04	2017/10/06
63688	Macquarie Bank Ltd. – HSI R Bear CBBC Sep 2018 O	2017/10/04	2017/10/06
69016	Credit Suisse AG – HSI R Bear CBBC Dec 2017 O	2017/10/04	2017/10/06
64681	Credit Suisse AG – ICBC R Bear CBBC Mar 2018 B	2017/10/04	2017/10/06
69234	UBS AG – HSI R Bear CBBC Dec 2017 L	2017/10/04	2017/10/06
69081	J P Morgan SP BV – HSI R Bear CBBC Dec 2017 O	2017/10/04	2017/10/06
69242	SG Issuer – HSI R Bear CBBC Dec 2017 P	2017/10/04	2017/10/06
69152	UBS AG – HSI R Bear CBBC Oct 2017 O	2017/10/04	2017/10/06
69185	Credit Suisse AG – Tencent R Bear CBBC Mar 2018 A	2017/10/04	2017/10/06
62137	Goldman Sachs SP (Asia) – HSI R Bear CBBC Dec 2017 O	2017/10/04	2017/10/06
69280	J P Morgan SP BV – HSI R Bear CBBC Feb 2018 F	2017/10/04	2017/10/06
69329	HK Bank – HSI R Bear CBBC Aug 2018 K	2017/10/04	2017/10/06
69246	SG Issuer – HSI R Bear CBBC Mar 2018 E	2017/10/04	2017/10/06
69191	Credit Suisse AG – Geely Auto R Bear CBBC Apr 2018 G	2017/10/06	2017/10/09
60592	UBS AG – HSI R Bear CBBC Jan 2018 Q	2017/10/06	2017/10/09
68230	Goldman Sachs SP (Asia) – HSI R Bear CBBC Nov 2017 P	2017/10/06	2017/10/09
62760	Credit Suisse AG – Tencent R Bear CBBC Apr 2018 D	2017/10/06	2017/10/09
60624	Credit Suisse AG – HSI R Bear CBBC Jan 2018 R	2017/10/06	2017/10/09
60758	SG Issuer – HSI R Bear CBBC Jan 2018 E	2017/10/06	2017/10/09
60636	Credit Suisse AG – HSI R Bear CBBC Mar 2018 J	2017/10/06	2017/10/09
61331	Credit Suisse AG – HSI R Bear CBBC Jan 2018 B	2017/10/06	2017/10/09
69640	J P Morgan SP BV – HSI R Bear CBBC Jan 2018 V	2017/10/06	2017/10/09
60558	J P Morgan SP BV – HSI R Bear CBBC Jan 2018 E	2017/10/06	2017/10/09
60725	SG Issuer – HSI R Bear CBBC Jan 2018 X	2017/10/06	2017/10/09
69537	J P Morgan SP BV – HSI R Bear CBBC Feb 2018 G	2017/10/06	2017/10/09
60538	Bank of East Asia – Tencent R Bear CBBC Jul 2018 D	2017/10/06	2017/10/09

List of expired CBBC, 2017 (continued)

Code	CBBC	Last trading date	Delisted date
69306	HK Bank – Geely Auto R Bear CBBC Aug 2018 F	2017/10/06	2017/10/09
68008	SG Issuer – Geely Auto R Bear CBBC Oct 2018 A	2017/10/06	2017/10/09
69360	UBS AG – Sands China R Bull CBBC Oct 2017 A	2017/10/06	2017/10/10
60073	UBS AG – CSOP A50 ETF R Bull CBBC Oct 2017 A	2017/10/06	2017/10/10
63427	Macquarie Bank Ltd. – HSI R Bear CBBC Sep 2018 L	2017/10/06	2017/10/09
61616	Macquarie Bank Ltd. – HSI R Bear CBBC Aug 2018 U	2017/10/06	2017/10/09
69085	UBS AG – Tencent R Bull CBBC Oct 2017 A	2017/10/06	2017/10/10
60491	Goldman Sachs SP (Asia) – HSI R Bear CBBC Feb 2018 N	2017/10/06	2017/10/09
60591	UBS AG – HSI R Bear CBBC Jan 2018 P	2017/10/06	2017/10/09
60542	Bank of East Asia – China Mobile R Bull CBBC Jul 2018 B	2017/10/06	2017/10/09
60548	J P Morgan SP BV – HSI R Bear CBBC Jan 2018 Q	2017/10/06	2017/10/09
69451	Goldman Sachs SP (Asia) – Tencent R Bear CBBC Apr 2018 G	2017/10/06	2017/10/09
60589	J P Morgan SP BV – Tencent R Bear CBBC Feb 2018 O	2017/10/06	2017/10/09
61358	Credit Suisse AG – HSI R Bear CBBC Feb 2018 A	2017/10/06	2017/10/09
60590	UBS AG – HSI R Bear CBBC Jan 2018 O	2017/10/06	2017/10/09
60451	SG Issuer – CCB R Bear CBBC May 2018 B	2017/10/06	2017/10/09
62102	UBS AG – HSI R Bear CBBC Nov 2017 Z	2017/10/06	2017/10/09
68963	Credit Suisse AG – Geely Auto R Bear CBBC Apr 2018 F	2017/10/06	2017/10/09
63187	UBS AG – Galaxy Ent R Bull CBBC Oct 2017 B	2017/10/06	2017/10/10
69116	Credit Suisse AG – HSI R Bear CBBC Dec 2017 W	2017/10/06	2017/10/09
62131	UBS AG – HKEX R Bull CBBC Oct 2017 B	2017/10/06	2017/10/10
69153	UBS AG – HSI R Bear CBBC Oct 2017 P	2017/10/06	2017/10/09
60729	SG Issuer – HSI R Bear CBBC Feb 2018 T	2017/10/06	2017/10/09
60035	SG Issuer – HSI R Bear CBBC Dec 2017 U	2017/10/06	2017/10/09
62399	SG Issuer – HSI R Bear CBBC Feb 2018 D	2017/10/06	2017/10/09
69330	HK Bank – HSI R Bear CBBC Aug 2018 L	2017/10/06	2017/10/09
60055	Credit Suisse AG – HSI R Bear CBBC Nov 2017 J	2017/10/06	2017/10/09
60345	BNP Paribas Issuance B.V. – HSI R Bear CBBC Mar 2018 F	2017/10/06	2017/10/09
60839	Credit Suisse AG – HSI R Bear CBBC Feb 2018 W	2017/10/09	2017/10/10
60767	HK Bank – Geely Auto R Bear CBBC Jul 2018 A	2017/10/09	2017/10/10
69548	HK Bank – HKEX R Bear CBBC Mar 2018 I	2017/10/09	2017/10/10
60760	HK Bank – China Mobile R Bull CBBC Apr 2018 A	2017/10/09	2017/10/10
69303	HK Bank – Sands China R Bull CBBC Aug 2018 E	2017/10/09	2017/10/10
60836	Credit Suisse AG – Galaxy Ent R Bull CBBC May 2018 B	2017/10/09	2017/10/10
69012	Credit Suisse AG – Sands China R Bull CBBC Jul 2018 C	2017/10/09	2017/10/10
67467	Credit Suisse AG – AIA R Bull CBBC Oct 2017 A	2017/10/09	2017/10/11
60842	J P Morgan SP BV – HSI R Bear CBBC Jan 2018 G	2017/10/09	2017/10/10
60843	J P Morgan SP BV – HSI R Bear CBBC Jan 2018 S	2017/10/09	2017/10/10
60809	Credit Suisse AG – HSI R Bear CBBC Feb 2018 V	2017/10/09	2017/10/10
63097	J P Morgan SP BV – HKEX R Bear CBBC Dec 2017 C	2017/10/09	2017/10/10
60848	J P Morgan SP BV – Tencent R Bear CBBC Feb 2018 P	2017/10/09	2017/10/10
69481	SG Issuer – Sands R Bull CBBC Aug 2018 C	2017/10/09	2017/10/10
60883	Goldman Sachs SP (Asia) – Tencent R Bear CBBC Apr 2018 K	2017/10/09	2017/10/10
60875	SG Issuer – HSI R Bear CBBC Mar 2018 I	2017/10/09	2017/10/10
60870	SG Issuer – HSI R Bear CBBC Jan 2018 S	2017/10/09	2017/10/10
60854	Goldman Sachs SP (Asia) – HSI R Bear CBBC Mar 2018 Z	2017/10/09	2017/10/10
60869	UBS AG – HSI R Bear CBBC Jan 2018 R	2017/10/09	2017/10/10
60855	Goldman Sachs SP (Asia) – HSI R Bear CBBC Mar 2018 A	2017/10/09	2017/10/10
66406	UBS AG – Ping An R Bull CBBC Oct 2017 D	2017/10/09	2017/10/11
68756	J P Morgan SP BV – HSI R Bull CBBC Nov 2017 F	2017/10/10	2017/10/11
69405	J P Morgan SP BV – HSI R Bull CBBC Nov 2017 B	2017/10/10	2017/10/11
60963	UBS AG – HSI R Bear CBBC Jan 2018 S	2017/10/10	2017/10/11
62503	J P Morgan SP BV – HSI R Bull CBBC Nov 2017 X	2017/10/10	2017/10/11
63824	J P Morgan SP BV – HSI R Bull CBBC Oct 2017 K	2017/10/10	2017/10/11
62535	J P Morgan SP BV – HSI R Bull CBBC Jan 2018 D	2017/10/10	2017/10/11
60960	UBS AG – HSI R Bear CBBC Feb 2018 B	2017/10/10	2017/10/11
60527	J P Morgan SP BV – Galaxy Ent R Bull CBBC Dec 2017 A	2017/10/10	2017/10/11
60947	SG Issuer – HSI R Bear CBBC Mar 2018 J	2017/10/10	2017/10/11
68510	J P Morgan SP BV – HSI R Bull CBBC Feb 2018 M	2017/10/10	2017/10/11
60945	Goldman Sachs SP (Asia) – HSCEI R Bear CBBC Mar 2018 B	2017/10/10	2017/10/11
60923	Credit Suisse AG – Tencent R Bear CBBC Apr 2018 K	2017/10/10	2017/10/11
61626	J P Morgan SP BV – Geely Auto R Bull CBBC Mar 2018 C	2017/10/10	2017/10/11
60918	Macquarie Bank Ltd. – HKEX R Bear CBBC Sep 2018 C	2017/10/10	2017/10/11
68310	J P Morgan SP BV – HSI R Bull CBBC Dec 2017 K	2017/10/10	2017/10/11
60921	Credit Suisse AG – HSI R Bear CBBC Feb 2018 X	2017/10/10	2017/10/11
60895	HK Bank – Tencent R Bear CBBC Jul 2018 L	2017/10/10	2017/10/11
69126	J P Morgan SP BV – HSI R Bull CBBC Dec 2017 U	2017/10/10	2017/10/11
60903	J P Morgan SP BV – HSI R Bull CBBC Nov 2017 K	2017/10/10	2017/10/11
67760	J P Morgan SP BV – HSI R Bull CBBC Oct 2017 N	2017/10/10	2017/10/11
61432	J P Morgan SP BV – Geely Auto R Bull CBBC Dec 2017 D	2017/10/10	2017/10/11
62336	J P Morgan SP BV – HSI R Bull CBBC Dec 2017 T	2017/10/10	2017/10/11
68757	J P Morgan SP BV – HSI R Bull CBBC Dec 2017 R	2017/10/10	2017/10/11
67917	J P Morgan SP BV – HSI R Bull CBBC Oct 2017 S	2017/10/10	2017/10/11
60376	J P Morgan SP BV – HSI R Bull CBBC Dec 2017 F	2017/10/10	2017/10/11
60950	J P Morgan SP BV – Geely Auto R Bull CBBC Dec 2017 C	2017/10/10	2017/10/11
68504	J P Morgan SP BV – HSI R Bull CBBC Jan 2018 V	2017/10/10	2017/10/11
69592	J P Morgan SP BV – Tencent R Bull CBBC Dec 2017 J	2017/10/10	2017/10/11
61909	J P Morgan SP BV – HSI R Bull CBBC Nov 2017 V	2017/10/10	2017/10/11
65856	J P Morgan SP BV – HSI R Bull CBBC Jan 2018 J	2017/10/10	2017/10/11
60728	J P Morgan SP BV – HSI R Bull CBBC Dec 2017 X	2017/10/10	2017/10/11
65424	J P Morgan SP BV – Galaxy Ent R Bull CBBC Oct 2017 A	2017/10/10	2017/10/11
60463	J P Morgan SP BV – Geely Auto R Bull CBBC Oct 2017 B	2017/10/10	2017/10/11
68901	J P Morgan SP BV – HSI R Bull CBBC Oct 2017 V	2017/10/10	2017/10/11
68502	J P Morgan SP BV – HSI R Bull CBBC Dec 2017 M	2017/10/10	2017/10/11
62857	J P Morgan SP BV – Geely Auto R Bull CBBC Dec 2017 A	2017/10/10	2017/10/11
61451	J P Morgan SP BV – HSI R Bull CBBC Nov 2017 T	2017/10/10	2017/10/11
62348	J P Morgan SP BV – Tencent R Bull CBBC Jan 2018 A	2017/10/10	2017/10/11

List of expired CBBC, 2017 (continued)

Code	CBBC	Last trading date	Delisted date
68587	J P Morgan SP BV – Tencent R Bull CBBC Dec 2017 I	2017/10/10	2017/10/11
68933	J P Morgan SP BV – Galaxy Ent R Bull CBBC Nov 2017 B	2017/10/10	2017/10/11
64324	J P Morgan SP BV – HSI R Bull CBBC Nov 2017 D	2017/10/10	2017/10/11
64833	Macquarie Bank Ltd. – HSBC R Bear CBBC Oct 2018 A	2017/10/10	2017/10/11
68493	J P Morgan SP BV – HSI R Bull CBBC Nov 2017 E	2017/10/10	2017/10/11
61531	J P Morgan SP BV – HSI R Bull CBBC Dec 2017 Q	2017/10/10	2017/10/11
61587	J P Morgan SP BV – HSI R Bull CBBC Dec 2017 Z	2017/10/10	2017/10/11
62919	J P Morgan SP BV – HSI R Bull CBBC Dec 2017 V	2017/10/10	2017/10/11
61453	J P Morgan SP BV – HSI R Bull CBBC Nov 2017 U	2017/10/10	2017/10/11
68578	J P Morgan SP BV – Geely Auto R Bull CBBC Dec 2017 B	2017/10/10	2017/10/11
62328	J P Morgan SP BV – HSI R Bull CBBC Dec 2017 S	2017/10/10	2017/10/11
64135	SG Issuer – HSBC R Bear CBBC Feb 2018 A	2017/10/10	2017/10/11
68589	J P Morgan SP BV – Tencent R Bull CBBC Nov 2017 I	2017/10/10	2017/10/11
68338	J P Morgan SP BV – HSI R Bull CBBC Dec 2017 L	2017/10/10	2017/10/11
61990	J P Morgan SP BV – Galaxy Ent R Bull CBBC Jan 2018 A	2017/10/10	2017/10/11
66699	J P Morgan SP BV – HSI R Bull CBBC Oct 2017 H	2017/10/10	2017/10/11
69302	HK Bank – Galaxy Ent R Bull CBBC Jul 2018 F	2017/10/10	2017/10/11
69728	J P Morgan SP BV – Geely Auto R Bull CBBC Nov 2017 B	2017/10/10	2017/10/11
63439	J P Morgan SP BV – HSI R Bull CBBC Oct 2017 D	2017/10/10	2017/10/11
61005	J P Morgan SP BV – HSI R Bull CBBC Dec 2017 N	2017/10/10	2017/10/11
69590	J P Morgan SP BV – HSI R Bull CBBC Oct 2017 G	2017/10/10	2017/10/11
68574	J P Morgan SP BV – Galaxy Ent R Bull CBBC Oct 2017 C	2017/10/10	2017/10/11
67193	J P Morgan SP BV – HSI R Bull CBBC Dec 2017 J	2017/10/10	2017/10/11
69124	J P Morgan SP BV – HSI R Bull CBBC Nov 2017 G	2017/10/10	2017/10/11
68169	J P Morgan SP BV – Tencent R Bull CBBC Nov 2017 H	2017/10/10	2017/10/11
68148	J P Morgan SP BV – HSI R Bull CBBC Oct 2017 T	2017/10/10	2017/10/11
68339	J P Morgan SP BV – Tencent R Bull CBBC Oct 2017 G	2017/10/10	2017/10/11
60160	J P Morgan SP BV – HSI R Bull CBBC Oct 2017 J	2017/10/10	2017/10/11
60375	J P Morgan SP BV – HSI R Bull CBBC Dec 2017 Y	2017/10/10	2017/10/11
61454	UBS AG – HSI R Bear CBBC Jan 2018 U	2017/10/11	2017/10/12
61132	Goldman Sachs SP (Asia) – Tencent R Bear CBBC Feb 2018 C	2017/10/11	2017/10/12
61131	Goldman Sachs SP (Asia) – Tencent R Bear CBBC Feb 2018 B	2017/10/11	2017/10/12
61135	J P Morgan SP BV – HSI R Bear CBBC Jan 2018 T	2017/10/11	2017/10/12
61457	UBS AG – HSI R Bear CBBC Jan 2018 W	2017/10/11	2017/10/12
61473	UBS AG – HSI R Bear CBBC Jan 2018 Y	2017/10/11	2017/10/12
61130	Goldman Sachs SP (Asia) – HSI R Bear CBBC Feb 2018 R	2017/10/11	2017/10/12
61127	Goldman Sachs SP (Asia) – HSI R Bear CBBC Feb 2018 Q	2017/10/11	2017/10/12
61122	Goldman Sachs SP (Asia) – HSI R Bear CBBC Feb 2018 P	2017/10/11	2017/10/12
61114	Goldman Sachs SP (Asia) – HSI R Bear CBBC Feb 2018 O	2017/10/11	2017/10/12
66166	HK Bank – Great Wall Motor R Bear CBBC Jul 2018 A	2017/10/11	2017/10/12
61070	SG Issuer – Galaxy R Bull CBBC Jul 2018 B	2017/10/11	2017/10/12
61060	Macquarie Bank Ltd. – Tencent R Bear CBBC Apr 2018 O	2017/10/11	2017/10/12
61456	UBS AG – HSI R Bear CBBC Jan 2018 V	2017/10/11	2017/10/12
61279	Credit Suisse AG – HSI R Bear CBBC Feb 2018 Y	2017/10/11	2017/10/12
61017	BNP Paribas Issuance B.V. – HSI R Bear CBBC Mar 2018 W	2017/10/11	2017/10/12
61043	Bank of East Asia – Galaxy Ent R Bull CBBC Jul 2018 B	2017/10/11	2017/10/12
61460	UBS AG – HSI R Bear CBBC Jan 2018 X	2017/10/11	2017/10/12
61234	SG Issuer – HSI R Bear CBBC Jan 2018 Y	2017/10/11	2017/10/12
61236	SG Issuer – HSI R Bear CBBC Mar 2018 M	2017/10/11	2017/10/12
61628	Goldman Sachs SP (Asia) – HSI R Bear CBBC Feb 2018 S	2017/10/11	2017/10/12
61568	Goldman Sachs SP (Asia) – HKEX R Bear CBBC Feb 2018 A	2017/10/11	2017/10/12
61146	J P Morgan SP BV – HSI R Bear CBBC Jan 2018 B	2017/10/11	2017/10/12
61440	UBS AG – HSI R Bear CBBC Jan 2018 T	2017/10/11	2017/10/12
61282	Credit Suisse AG – HSI R Bear CBBC Apr 2018 A	2017/10/11	2017/10/12
61289	Credit Suisse AG – HSI R Bear CBBC Mar 2018 K	2017/10/11	2017/10/12
61597	SG Issuer – Ping An R Bull CBBC May 2018 G	2017/10/11	2017/10/12
61290	Credit Suisse AG – HSI R Bear CBBC Mar 2018 L	2017/10/11	2017/10/12
61357	Credit Suisse AG – CM Bank R Bull CBBC Nov 2018 C	2017/10/11	2017/10/12
61410	Credit Suisse AG – Ping An R Bull CBBC Aug 2018 C	2017/10/11	2017/10/12
61140	J P Morgan SP BV – HSI R Bear CBBC Jan 2018 H	2017/10/11	2017/10/12
61147	J P Morgan SP BV – HSI R Bear CBBC Jan 2018 F	2017/10/11	2017/10/12
68227	Credit Suisse AG – CSOP A50 ETF R Bull CBBC Oct 2017 C	2017/10/11	2017/10/13
67508	Credit Suisse AG – CSOP A50 ETF R Bull CBBC Oct 2017 B	2017/10/11	2017/10/13
61018	BNP Paribas Issuance B.V. – HSI R Bear CBBC Mar 2018 X	2017/10/11	2017/10/12
60776	HK Bank – AIA R Bear CBBC Jul 2018 C	2017/10/11	2017/10/12
61015	BNP Paribas Issuance B.V. – HSI R Bear CBBC Mar 2018 V	2017/10/11	2017/10/12
61002	SG Issuer – HSI R Bear CBBC Mar 2018 K	2017/10/11	2017/10/12
61003	SG Issuer – HSI R Bear CBBC Mar 2018 L	2017/10/11	2017/10/12
61011	BNP Paribas Issuance B.V. – HSI R Bear CBBC Mar 2018 L	2017/10/11	2017/10/12
61013	BNP Paribas Issuance B.V. – HSI R Bear CBBC Mar 2018 P	2017/10/11	2017/10/12
61723	Haitong Int'l Sec – Evergrande R Bull CBBC Aug 2018 C	2017/10/12	2017/10/13
61773	HK Bank – HSI R Bull CBBC Jul 2018 R	2017/10/12	2017/10/13
61714	Goldman Sachs SP (Asia) – Tencent R Bear CBBC Feb 2018 E	2017/10/12	2017/10/13
61804	HK Bank – Galaxy Ent R Bull CBBC Jul 2018 G	2017/10/12	2017/10/13
61810	HK Bank – Ping An R Bull CBBC May 2018 E	2017/10/12	2017/10/13
61028	HK Bank – Evergrande R Bull CBBC Aug 2018 C	2017/10/12	2017/10/13
61839	Bank of East Asia – Ping An R Bull CBBC Jun 2018 K	2017/10/12	2017/10/13
61788	HK Bank – HKEX R Bull CBBC Aug 2018 D	2017/10/12	2017/10/13
61709	Goldman Sachs SP (Asia) – HSI R Bear CBBC Feb 2018 U	2017/10/12	2017/10/13
61708	Goldman Sachs SP (Asia) – HSI R Bear CBBC Feb 2018 T	2017/10/12	2017/10/13
61862	SG Issuer – HKEX R Bull CBBC Jun 2018 J	2017/10/12	2017/10/13
61701	SG Issuer – HSI R Bear CBBC Feb 2018 U	2017/10/12	2017/10/13
61942	UBS AG – HSI R Bear CBBC Jan 2018 F	2017/10/12	2017/10/13
61691	BNP Paribas Issuance B.V. – HSCEI R Bear CBBC Feb 2018 W	2017/10/12	2017/10/13
61690	BNP Paribas Issuance B.V. – Tencent R Bear CBBC Apr 2018 F	2017/10/12	2017/10/13
61664	BNP Paribas Issuance B.V. – HSI R Bear CBBC Mar 2018 Z	2017/10/12	2017/10/13
61661	BNP Paribas Issuance B.V. – HSI R Bear CBBC Mar 2018 Y	2017/10/12	2017/10/13

List of expired CBBC, 2017 (continued)

Code	CBBC	Last trading date	Delisted date
61644	BNP Paribas Issuance B.V. – HSI R Bear CBBC Mar 2018 U	2017/10/12	2017/10/13
61707	Goldman Sachs SP (Asia) – HSI R Bear CBBC Mar 2018 B	2017/10/12	2017/10/13
62066	Credit Suisse AG – HSI R Bull CBBC Apr 2018 T	2017/10/12	2017/10/13
62629	J P Morgan SP BV – HSI R Bull CBBC Sep 2019 H	2017/10/12	2017/10/13
62595	J P Morgan SP BV – HSI R Bear CBBC Jan 2018 K	2017/10/12	2017/10/13
62577	J P Morgan SP BV – HSI R Bear CBBC Jan 2018 J	2017/10/12	2017/10/13
62574	J P Morgan SP BV – HSI R Bear CBBC Jan 2018 I	2017/10/12	2017/10/13
62405	SG Issuer – HSI R Bull CBBC Jul 2019 L	2017/10/12	2017/10/13
62319	SG Issuer – HSI R Bear CBBC Feb 2018 V	2017/10/12	2017/10/13
62246	SG Issuer – HSI R Bear CBBC Jan 2018 Z	2017/10/12	2017/10/13
61937	UBS AG – HSI R Bear CBBC Jan 2018 D	2017/10/12	2017/10/13
62208	Credit Suisse AG – Ping An R Bull CBBC Aug 2018 E	2017/10/12	2017/10/13
61866	SG Issuer – HSBC R Bull CBBC Jul 2018 C	2017/10/12	2017/10/13
62065	Credit Suisse AG – HSI R Bear CBBC Feb 2018 D	2017/10/12	2017/10/13
62064	Credit Suisse AG – HSI R Bear CBBC Mar 2018 M	2017/10/12	2017/10/13
62048	Credit Suisse AG – HSI R Bear CBBC Feb 2018 Z	2017/10/12	2017/10/13
62040	Macquarie Bank Ltd. – Tencent R Bear CBBC Apr 2018 P	2017/10/12	2017/10/13
61715	SG Issuer – CMob R Bull CBBC Oct 2018 D	2017/10/12	2017/10/13
61941	UBS AG – HSI R Bear CBBC Jan 2018 E	2017/10/12	2017/10/13
61631	BNP Paribas Issuance B.V. – HSI R Bear CBBC Mar 2018 O	2017/10/12	2017/10/13
61927	Goldman Sachs SP (Asia) – HSI R Bull CBBC Dec 2018 O	2017/10/12	2017/10/13
62239	Credit Suisse AG – China Shenhua R Bull CBBC Sep 2018 C	2017/10/12	2017/10/13
61359	Credit Suisse AG – Sunny Optical R Bull CBBC Apr 2018 A	2017/10/12	2017/10/13
60528	HK Bank – Sunny Optical R Bull CBBC Apr 2018 E	2017/10/12	2017/10/13
69331	Haitong Int'l Sec – Sunny Optical R Bull CBBC Apr 2018 B	2017/10/12	2017/10/13
61406	Credit Suisse AG – HSBC R Bull CBBC Jun 2018 B	2017/10/12	2017/10/13
61972	UBS AG – HSI R Bull CBBC Dec 2018 H	2017/10/12	2017/10/13
63973	Credit Suisse AG – Geely Auto R Bull CBBC Apr 2018 H	2017/10/13	2017/10/16
62028	Bank of East Asia – Tencent R Bull CBBC Aug 2018 B	2017/10/13	2017/10/16
62022	Goldman Sachs SP (Asia) – Tencent R Bull CBBC Mar 2018 L	2017/10/13	2017/10/16
62021	Goldman Sachs SP (Asia) – Tencent R Bull CBBC Mar 2018 K	2017/10/13	2017/10/16
63102	J P Morgan SP BV – HSI R Bear CBBC Jan 2018 M	2017/10/13	2017/10/16
63170	Goldman Sachs SP (Asia) – HSI R Bull CBBC Dec 2018 P	2017/10/13	2017/10/16
68117	UBS AG – China Mobile R Bull CBBC Oct 2017 B	2017/10/13	2017/10/17
61164	J P Morgan SP BV – Tencent R Bull CBBC Jan 2018 Z	2017/10/13	2017/10/16
62243	Credit Suisse AG – Tencent R Bull CBBC Jul 2018 M	2017/10/13	2017/10/16
63837	Goldman Sachs SP (Asia) – Tencent R Bull CBBC Mar 2018 N	2017/10/13	2017/10/16
63784	UBS AG – Tencent R Bull CBBC Jul 2018 G	2017/10/13	2017/10/16
64132	SG Issuer – Evergrande R Bull CBBC Oct 2018 A	2017/10/13	2017/10/16
63992	Credit Suisse AG – Tencent R Bull CBBC Jul 2018 N	2017/10/13	2017/10/16
63368	Macquarie Bank Ltd. – Tencent R Bull CBBC Apr 2018 Q	2017/10/13	2017/10/16
63892	Credit Suisse AG – HSI R Bull CBBC May 2018 W	2017/10/13	2017/10/16
61818	HK Bank – Tencent R Bull CBBC Sep 2018 B	2017/10/13	2017/10/16
63712	UBS AG – HSI R Bull CBBC Apr 2019 E	2017/10/13	2017/10/16
65635	J P Morgan SP BV – Tencent R Bull CBBC Nov 2017 O	2017/10/13	2017/10/16
62677	J P Morgan SP BV – Tencent R Bull CBBC Jan 2018 B	2017/10/13	2017/10/16
62998	HK Bank – Evergrande R Bull CBBC Sep 2018 A	2017/10/13	2017/10/16
62873	HK Bank – Sinopec Corp R Bull CBBC Oct 2017 C	2017/10/13	2017/10/17
62941	HK Bank – HSI R Bull CBBC Jul 2018 W	2017/10/13	2017/10/16
64174	SG Issuer – Tencent R Bull CBBC Jun 2018 I	2017/10/13	2017/10/16
64198	SG Issuer – HSI R Bull CBBC Apr 2019 U	2017/10/13	2017/10/16
62904	Goldman Sachs SP (Asia) – Tencent R Bear CBBC Mar 2018 E	2017/10/13	2017/10/16
63093	HK Bank – Tencent R Bull CBBC Sep 2018 D	2017/10/13	2017/10/16
62802	Goldman Sachs SP (Asia) – HSI R Bear CBBC Jan 2018 D	2017/10/13	2017/10/16
63100	HK Bank – Geely Auto R Bull CBBC Aug 2018 G	2017/10/13	2017/10/16
62888	HK Bank – BOCL R Bull CBBC Oct 2017 A	2017/10/13	2017/10/17
63253	Haitong Int'l Sec – WH Group R Bull CBBC Oct 2017 A	2017/10/13	2017/10/17
66232	J P Morgan SP BV – Tencent R Bull CBBC Dec 2017 P	2017/10/13	2017/10/16
61041	Bank of East Asia – HSBC Holdings R Bull CBBC May 2018 B	2017/10/13	2017/10/16
61049	Bank of East Asia – Tencent R Bull CBBC Jul 2018 O	2017/10/13	2017/10/16
61082	HK Bank – Tencent R Bull CBBC Sep 2018 A	2017/10/13	2017/10/16
62889	HK Bank – CNOOC R Bull CBBC Oct 2017 D	2017/10/13	2017/10/17
62518	SG Issuer – Tencent R Bull CBBC Aug 2018 D	2017/10/13	2017/10/16
63853	Credit Suisse AG – HSI R Bear CBBC Feb 2018 M	2017/10/13	2017/10/16
64255	SG Issuer – HSI R Bull CBBC Mar 2019 W	2017/10/13	2017/10/16
64204	SG Issuer – HSI R Bear CBBC Jan 2018 L	2017/10/13	2017/10/16
66594	J P Morgan SP BV – Tencent R Bull CBBC Jan 2018 E	2017/10/13	2017/10/16
63421	J P Morgan SP BV – HSI R Bull CBBC Sep 2019 J	2017/10/13	2017/10/16
63551	J P Morgan SP BV – HSBC R Bull CBBC Jun 2018 D	2017/10/13	2017/10/16
66443	J P Morgan SP BV – Tencent R Bull CBBC Nov 2017 Q	2017/10/13	2017/10/16
69359	UBS AG – Galaxy Ent R Bull CBBC Oct 2017 A	2017/10/13	2017/10/17
63554	UBS AG – HSI R Bear CBBC Feb 2018 J	2017/10/13	2017/10/16
61387	Credit Suisse AG – Tencent R Bull CBBC Apr 2018 H	2017/10/13	2017/10/16
61506	UBS AG – Tencent R Bull CBBC Jun 2018 D	2017/10/13	2017/10/16
64589	Goldman Sachs SP (Asia) – HSCEI R Bear CBBC Mar 2018 A	2017/10/13	2017/10/16
63541	J P Morgan SP BV – Tencent R Bull CBBC Jan 2018 I	2017/10/13	2017/10/16
64025	Credit Suisse AG – Ping An R Bull CBBC Aug 2018 F	2017/10/13	2017/10/16
63405	Goldman Sachs SP (Asia) – Tencent R Bull CBBC Mar 2018 M	2017/10/13	2017/10/16
69587	J P Morgan SP BV – HSI R Bull CBBC Oct 2017 L	2017/10/13	2017/10/16
61353	Credit Suisse AG – BOCL R Bull CBBC Sep 2018 E	2017/10/13	2017/10/16
61603	SG Issuer – Tencent R Bull CBBC Apr 2018 S	2017/10/13	2017/10/16
61558	Goldman Sachs SP (Asia) – Tencent R Bull CBBC Feb 2018 E	2017/10/13	2017/10/16
64936	HK Bank – AIA R Bull CBBC Oct 2017 A	2017/10/16	2017/10/18
67804	Credit Suisse AG – Ping An R Bear CBBC Mar 2018 B	2017/10/16	2017/10/17
62566	UBS AG – HSI R Bear CBBC Nov 2017 K	2017/10/16	2017/10/17
68002	HK Bank – CSOP A50 ETF R Bear CBBC Mar 2018 A	2017/10/16	2017/10/17
61268	SG Issuer – HSI R Bear CBBC Dec 2017 Y	2017/10/16	2017/10/17

List of expired CBBC, 2017 (continued)

Code	CBBC	Last trading date	Delisted date
64113	HK Bank – HSCEI R Bear CBBC Dec 2017 C	2017/10/16	2017/10/17
63322	HK Bank – Geely Auto R Bull CBBC Oct 2017 A	2017/10/16	2017/10/18
62853	Macquarie Bank Ltd. – HSI R Bear CBBC Sep 2018 G	2017/10/16	2017/10/17
63851	Goldman Sachs SP (Asia) – HSI R Bear CBBC Jan 2018 F	2017/10/16	2017/10/17
61260	SG Issuer – HSI R Bear CBBC Nov 2017 H	2017/10/16	2017/10/17
60058	Credit Suisse AG – HSI R Bear CBBC Nov 2017 T	2017/10/16	2017/10/17
60993	J P Morgan SP BV – HSI R Bear CBBC Jan 2018 X	2017/10/16	2017/10/17
63314	HK Bank – AAC Tech R Bull CBBC Oct 2017 B	2017/10/16	2017/10/18
62511	BNP Paribas Issuance B.V. – Tencent R Bear CBBC Apr 2018 A	2017/10/16	2017/10/17
66576	BNP Paribas Issuance B.V. – HSCEI R Bear CBBC Feb 2018 C	2017/10/16	2017/10/17
67943	Macquarie Bank Ltd. – Tencent R Bear CBBC Apr 2018 J	2017/10/16	2017/10/17
63611	Credit Suisse AG – HKEX R Bear CBBC Mar 2018 I	2017/10/16	2017/10/17
64573	SG Issuer – Ping An R Bear CBBC May 2018 C	2017/10/16	2017/10/17
67303	Credit Suisse AG – HSCEI R Bear CBBC Nov 2017 A	2017/10/16	2017/10/17
62819	Goldman Sachs SP (Asia) – HSI R Bear CBBC Jan 2018 E	2017/10/16	2017/10/17
63248	SG Issuer – HKEX R Bear CBBC Feb 2018 A	2017/10/16	2017/10/17
64214	SG Issuer – HSI R Bear CBBC Feb 2018 X	2017/10/16	2017/10/17
62656	HK Bank – China Mobile R Bull CBBC Oct 2017 B	2017/10/16	2017/10/18
63580	UBS AG – HSI R Bear CBBC Jan 2018 G	2017/10/16	2017/10/17
63665	Macquarie Bank Ltd. – HKEX R Bear CBBC Jun 2018 C	2017/10/16	2017/10/17
63884	Credit Suisse AG – HSI R Bear CBBC Feb 2018 T	2017/10/16	2017/10/17
64347	SG Issuer – Tencent R Bull CBBC Apr 2018 T	2017/10/16	2017/10/17
61505	UBS AG – HSI R Bear CBBC Jan 2018 Z	2017/10/16	2017/10/17
61939	Credit Suisse AG – HSI R Bear CBBC Jan 2018 E	2017/10/16	2017/10/17
69551	HK Bank – HSI R Bear CBBC Jul 2018 J	2017/10/16	2017/10/17
62123	HK Bank – HKEX R Bear CBBC Feb 2018 A	2017/10/16	2017/10/17
67577	J P Morgan SP BV – HSI R Bear CBBC Oct 2017 H	2017/10/16	2017/10/17
69165	UBS AG – HSCEI R Bear CBBC Nov 2017 A	2017/10/16	2017/10/17
69156	UBS AG – HSI R Bear CBBC Oct 2017 Q	2017/10/16	2017/10/17
64665	Goldman Sachs SP (Asia) – HSI R Bear CBBC Jan 2018 G	2017/10/16	2017/10/17
62394	J P Morgan SP BV – Tencent R Bear CBBC Jun 2018 G	2017/10/16	2017/10/17
64381	HK Bank – HSI R Bear CBBC Apr 2018 T	2017/10/16	2017/10/17
60037	SG Issuer – HSI R Bear CBBC Jan 2018 D	2017/10/16	2017/10/17
65859	HK Bank – Ping An R Bear CBBC Oct 2018 B	2017/10/16	2017/10/17
64750	UBS AG – HSI R Bear CBBC Jan 2018 J	2017/10/16	2017/10/17
61169	UBS AG – HSI R Bear CBBC Nov 2017 S	2017/10/16	2017/10/17
64760	SG Issuer – HSI R Bear CBBC Mar 2018 P	2017/10/16	2017/10/17
60616	HK Bank – Lenovo R Bear CBBC Oct 2017 A	2017/10/16	2017/10/18
64759	SG Issuer – HSI R Bear CBBC Jan 2018 M	2017/10/16	2017/10/17
68274	UBS AG – HSI R Bear CBBC Dec 2017 X	2017/10/16	2017/10/17
68393	Goldman Sachs SP (Asia) – HSI R Bear CBBC Nov 2017 U	2017/10/16	2017/10/17
68443	BNP Paribas Issuance B.V. – HSI R Bear CBBC Feb 2018 B	2017/10/16	2017/10/17
61614	Macquarie Bank Ltd. – HSI R Bear CBBC Aug 2018 T	2017/10/16	2017/10/17
60553	Credit Suisse AG – HSI R Bear CBBC Nov 2017 L	2017/10/16	2017/10/17
64658	Credit Suisse AG – HSI R Bear CBBC Apr 2018 C	2017/10/16	2017/10/17
69599	Credit Suisse AG – HSI R Bear CBBC Dec 2017 Y	2017/10/16	2017/10/17
63052	HK Bank – HKEX R Bear CBBC Feb 2018 B	2017/10/16	2017/10/17
63249	SG Issuer – HKEX R Bear CBBC Mar 2018 A	2017/10/16	2017/10/17
63841	Goldman Sachs SP (Asia) – Tencent R Bear CBBC Mar 2018 F	2017/10/16	2017/10/17
64383	HK Bank – HSI R Bear CBBC Apr 2018 U	2017/10/16	2017/10/17
64655	Credit Suisse AG – HSI R Bear CBBC Apr 2018 B	2017/10/16	2017/10/17
63751	UBS AG – HKEX R Bear CBBC Dec 2017 A	2017/10/16	2017/10/17
64600	J P Morgan SP BV – HSI R Bear CBBC Jan 2018 P	2017/10/16	2017/10/17
62850	Macquarie Bank Ltd. – HSI R Bear CBBC Sep 2018 F	2017/10/16	2017/10/17
61711	SG Issuer – HSI R Bear CBBC Nov 2017 C	2017/10/16	2017/10/17
63106	J P Morgan SP BV – HSI R Bear CBBC Jan 2018 L	2017/10/16	2017/10/17
64599	J P Morgan SP BV – HSI R Bear CBBC Jan 2018 N	2017/10/16	2017/10/17
63874	Credit Suisse AG – HKEX R Bear CBBC Mar 2018 J	2017/10/16	2017/10/17
63317	HK Bank – BOC HK R Bull CBBC Oct 2017 B	2017/10/16	2017/10/18
60016	J P Morgan SP BV – HSI R Bear CBBC Jan 2018 W	2017/10/16	2017/10/17
60564	Credit Suisse AG – Tencent R Bear CBBC Mar 2018 E	2017/10/17	2017/10/18
63255	Haitong Int'l Sec – Tencent R Bull CBBC Oct 2017 B	2017/10/17	2017/10/19
60651	Credit Suisse AG – Sunny Optical R Bull CBBC Feb 2018 D	2017/10/17	2017/10/18
64899	Goldman Sachs SP (Asia) – HSI R Bear CBBC Jan 2018 I	2017/10/17	2017/10/18
62279	HK Bank – Tencent R Bear CBBC Jun 2018 B	2017/10/17	2017/10/18
64904	Credit Suisse AG – HSI R Bear CBBC Apr 2018 D	2017/10/17	2017/10/18
64937	Credit Suisse AG – HSBC R Bull CBBC Jun 2018 C	2017/10/17	2017/10/18
64940	HK Bank – China Mobile R Bull CBBC Jul 2018 C	2017/10/17	2017/10/18
67502	Credit Suisse AG – CSOP A50 ETF R Bull CBBC Oct 2017 A	2017/10/17	2017/10/19
64959	UBS AG – HSI R Bear CBBC Feb 2018 O	2017/10/17	2017/10/18
64887	Goldman Sachs SP (Asia) – HSI R Bear CBBC Jan 2018 H	2017/10/17	2017/10/18
65049	SG Issuer – Sands R Bull CBBC Oct 2018 C	2017/10/17	2017/10/18
65047	SG Issuer – HSBC R Bull CBBC Sep 2018 I	2017/10/17	2017/10/18
65042	SG Issuer – HSBC R Bull CBBC Apr 2018 I	2017/10/17	2017/10/18
64998	J P Morgan SP BV – HSBC R Bull CBBC Jul 2018 C	2017/10/17	2017/10/18
65015	Goldman Sachs SP (Asia) – HKEX R Bear CBBC Feb 2018 B	2017/10/17	2017/10/18
65037	SG Issuer – HSI R Bear CBBC Feb 2018 Y	2017/10/17	2017/10/18
60486	SG Issuer – Sunny Optical R Bull CBBC Apr 2018 B	2017/10/17	2017/10/18
60828	Credit Suisse AG – China Life R Bull CBBC Oct 2017 A	2017/10/17	2017/10/19
64359	HK Bank – HKEX R Bull CBBC Sep 2018 A	2017/10/17	2017/10/18
68524	Goldman Sachs SP (Asia) – Tencent R Bear CBBC Apr 2018 D	2017/10/17	2017/10/18
60103	HK Bank – Sunny Optical R Bull CBBC Apr 2018 D	2017/10/17	2017/10/18
64664	Credit Suisse AG – HKEX R Bull CBBC Jun 2018 O	2017/10/17	2017/10/18
64882	HK Bank – Galaxy Ent R Bull CBBC Jul 2018 H	2017/10/17	2017/10/18
64834	BNP Paribas Issuance B.V. – HSI R Bear CBBC Mar 2018 K	2017/10/17	2017/10/18
64853	HK Bank – HSI R Bear CBBC Apr 2018 V	2017/10/17	2017/10/18
65151	UBS AG – HSI R Bear CBBC Jan 2018 H	2017/10/18	2017/10/19

List of expired CBBC, 2017 (continued)

Code	CBBC	Last trading date	Delisted date
65060	Haitong Int'l Sec – Sunny Optical R Bull CBBC Jun 2018 A	2017/10/18	2017/10/19
65088	Bank of East Asia – Tencent R Bull CBBC Aug 2018 C	2017/10/18	2017/10/19
65144	HK Bank – Great Wall Motor R Bull CBBC Aug 2018 A	2017/10/18	2017/10/19
65178	Credit Suisse AG – ICBC R Bull CBBC Sep 2018 M	2017/10/18	2017/10/19
64495	HK Bank – Tencent R Bull CBBC Apr 2018 Z	2017/10/18	2017/10/19
65190	SG Issuer – HSI R Bear CBBC Mar 2018 R	2017/10/18	2017/10/19
65205	Goldman Sachs SP (Asia) – Ping An R Bear CBBC Aug 2018 A	2017/10/18	2017/10/19
68645	Haitong Int'l Sec – HKEX R Bull CBBC Oct 2017 A	2017/10/18	2017/10/20
65164	Credit Suisse AG – HSI R Bear CBBC Mar 2018 N	2017/10/18	2017/10/19
60112	HK Bank – China Life R Bear CBBC Apr 2018 A	2017/10/18	2017/10/19
64284	Credit Suisse AG – Ping An R Bear CBBC Apr 2018 E	2017/10/18	2017/10/19
69380	Bank of East Asia – Galaxy Ent R Bull CBBC Jul 2018 A	2017/10/18	2017/10/19
69428	Credit Suisse AG – Galaxy Ent R Bull CBBC Jun 2018 G	2017/10/18	2017/10/19
69578	Macquarie Bank Ltd. – Ping An R Bear CBBC Aug 2018 B	2017/10/18	2017/10/19
61722	UBS AG – Ping An R Bear CBBC Mar 2018 A	2017/10/18	2017/10/19
63140	Haitong Int'l Sec – AAC Tech R Bull CBBC Oct 2017 A	2017/10/18	2017/10/20
65448	J P Morgan SP BV – Ping An R Bear CBBC Mar 2018 A	2017/10/18	2017/10/19
60739	SG Issuer – Galaxy R Bull CBBC May 2018 B	2017/10/18	2017/10/19
65054	SG Issuer – HKEX R Bull CBBC Apr 2018 F	2017/10/19	2017/10/20
66636	HK Bank – Sunny Optical R Bull CBBC Apr 2018 B	2017/10/19	2017/10/20
65087	Haitong Int'l Sec – Great Wall Motor R Bull CBBC May 2018 B	2017/10/19	2017/10/20
69413	J P Morgan SP BV – Tencent R Bull CBBC Oct 2017 I	2017/10/19	2017/10/23
63904	Credit Suisse AG – HSI R Bull CBBC Aug 2018 H	2017/10/19	2017/10/20
65091	Bank of East Asia – Geely Auto R Bull CBBC Aug 2018 A	2017/10/19	2017/10/20
61983	UBS AG – HSI R Bull CBBC Dec 2018 I	2017/10/19	2017/10/20
65117	Bank of East Asia – Great Wall Motor R Bull CBBC Aug 2018 A	2017/10/19	2017/10/20
60189	J P Morgan SP BV – Tencent R Bull CBBC Oct 2017 N	2017/10/19	2017/10/23
61084	HK Bank – CC Bank R Bull CBBC Aug 2018 I	2017/10/19	2017/10/20
65122	SG Issuer – Greatwall Motor R Bull CBBC Jul 2018 A	2017/10/19	2017/10/20
65959	HK Bank – Galaxy Ent R Bull CBBC Jul 2018 E	2017/10/19	2017/10/20
60897	J P Morgan SP BV – HKEX R Bull CBBC Oct 2017 A	2017/10/19	2017/10/23
65156	UBS AG – HSI R Bull CBBC Dec 2018 M	2017/10/19	2017/10/20
60169	BNP Paribas Issuance B.V. – HSBC R Bull CBBC Aug 2018 H	2017/10/19	2017/10/20
61155	J P Morgan SP BV – CC Bank R Bull CBBC Aug 2018 E	2017/10/19	2017/10/20
61342	Credit Suisse AG – ICBC R Bull CBBC Aug 2018 A	2017/10/19	2017/10/20
61319	Credit Suisse AG – HSI R Bull CBBC Mar 2018 S	2017/10/19	2017/10/20
61255	SG Issuer – HSI R Bull CBBC Oct 2019 C	2017/10/19	2017/10/20
64944	HK Bank – HKEX R Bull CBBC Sep 2018 B	2017/10/19	2017/10/20
61243	SG Issuer – HSI R Bull CBBC Sep 2019 C	2017/10/19	2017/10/20
61178	J P Morgan SP BV – HSI R Bull CBBC Sep 2019 F	2017/10/19	2017/10/20
64961	UBS AG – Tencent R Bull CBBC Aug 2018 A	2017/10/19	2017/10/20
60967	UBS AG – Sands China R Bull CBBC Jul 2018 A	2017/10/19	2017/10/20
64974	Goldman Sachs SP (Asia) – HSI R Bull CBBC Apr 2019 J	2017/10/19	2017/10/20
65167	Credit Suisse AG – HSI R Bull CBBC Feb 2018 M	2017/10/19	2017/10/20
64982	Goldman Sachs SP (Asia) – HSI R Bull CBBC Apr 2019 K	2017/10/19	2017/10/20
61092	HK Bank – ICBC R Bull CBBC Aug 2018 J	2017/10/19	2017/10/20
65000	J P Morgan SP BV – HKEX R Bull CBBC Jan 2018 M	2017/10/19	2017/10/20
60941	SG Issuer – Ping An R Bear CBBC May 2018 B	2017/10/19	2017/10/20
65006	J P Morgan SP BV – HSI R Bull CBBC Sep 2019 K	2017/10/19	2017/10/20
69708	SG Issuer – HSBC R Bull CBBC Apr 2018 H	2017/10/19	2017/10/20
66891	J P Morgan SP BV – Ping An R Bull CBBC Oct 2017 A	2017/10/19	2017/10/23
64972	UBS AG – HSI R Bull CBBC Dec 2018 L	2017/10/19	2017/10/20
65418	SG Issuer – HSI R Bear CBBC Feb 2018 Z	2017/10/19	2017/10/20
64331	SG Issuer – CP&CC R Bull CBBC Oct 2018 A	2017/10/19	2017/10/20
63560	J P Morgan SP BV – Geely Auto R Bull CBBC Oct 2017 C	2017/10/19	2017/10/23
65328	UBS AG – HSI R Bull CBBC Dec 2018 N	2017/10/19	2017/10/20
65331	Goldman Sachs SP (Asia) – HSCEI R Bull CBBC Nov 2018 B	2017/10/19	2017/10/20
65345	J P Morgan SP BV – HSI R Bear CBBC Jan 2018 R	2017/10/19	2017/10/20
68597	J P Morgan SP BV – HKEX R Bull CBBC Oct 2017 H	2017/10/19	2017/10/23
65351	J P Morgan SP BV – HSI R Bull CBBC Sep 2019 L	2017/10/19	2017/10/20
67372	Bank of East Asia – Sunny Optical R Bull CBBC Jul 2018 B	2017/10/19	2017/10/20
65408	SG Issuer – HSI R Bear CBBC Jan 2018 N	2017/10/19	2017/10/20
65327	UBS AG – HSI R Bear CBBC Jan 2018 M	2017/10/19	2017/10/20
65429	SG Issuer – HSI R Bull CBBC Mar 2019 Y	2017/10/19	2017/10/20
65436	SG Issuer – HSI R Bull CBBC Apr 2019 X	2017/10/19	2017/10/20
69493	J P Morgan SP BV – Galaxy Ent R Bull CBBC Mar 2018 A	2017/10/19	2017/10/20
66081	Credit Suisse AG – China Mobile R Bull CBBC Oct 2017 C	2017/10/19	2017/10/23
68592	J P Morgan SP BV – Tencent R Bull CBBC Oct 2017 H	2017/10/19	2017/10/23
61785	Haitong Int'l Sec – Ping An R Bull CBBC Oct 2017 A	2017/10/19	2017/10/23
61317	Credit Suisse AG – Ping An R Bear CBBC Apr 2018 A	2017/10/19	2017/10/20
65380	SG Issuer – HKEX R Bull CBBC Oct 2018 B	2017/10/19	2017/10/20
65238	HK Bank – HSI R Bull CBBC Jul 2018 Y	2017/10/19	2017/10/20
64934	Credit Suisse AG – HSI R Bull CBBC May 2018 X	2017/10/19	2017/10/20
65187	Credit Suisse AG – HSI R Bull CBBC Feb 2018 F	2017/10/19	2017/10/20
65090	Bank of East Asia – HKEX R Bull CBBC Aug 2018 A	2017/10/19	2017/10/20
65191	SG Issuer – HSI R Bull CBBC Mar 2019 X	2017/10/19	2017/10/20
65199	SG Issuer – HSI R Bull CBBC Apr 2019 W	2017/10/19	2017/10/20
65206	BNP Paribas Issuance B.V. – Tencent R Bull CBBC Aug 2018 L	2017/10/19	2017/10/20
65214	BNP Paribas Issuance B.V. – HSI R Bear CBBC Mar 2018 T	2017/10/19	2017/10/20
67540	J P Morgan SP BV – China Mobile R Bull CBBC Oct 2017 C	2017/10/19	2017/10/23
65231	HK Bank – ICBC R Bull CBBC Sep 2018 B	2017/10/19	2017/10/20
65173	Credit Suisse AG – CUni R Bull CBBC Mar 2018 B	2017/10/19	2017/10/20
65254	Goldman Sachs SP (Asia) – HSI R Bull CBBC Mar 2019 D	2017/10/19	2017/10/20
65258	Goldman Sachs SP (Asia) – HSI R Bear CBBC Jan 2018 L	2017/10/19	2017/10/20
65262	Bank of East Asia – China Mobile R Bull CBBC Aug 2018 A	2017/10/19	2017/10/20
65306	Credit Suisse AG – HSI R Bear CBBC Feb 2018 A	2017/10/19	2017/10/20
65318	Credit Suisse AG – HSBC R Bull CBBC Jun 2018 D	2017/10/19	2017/10/20

List of expired CBBC, 2017 (continued)

Code	CBBC	Last trading date	Delisted date
65321	Credit Suisse AG – HSI R Bull CBBC May 2018 Z	2017/10/19	2017/10/20
65324	UBS AG – HSI R Bear CBBC Jan 2018 L	2017/10/19	2017/10/20
65217	BNP Paribas Issuance B.V. – HSI R Bull CBBC Aug 2018 Z	2017/10/19	2017/10/20
69340	Haitong Int'l Sec – Sunny Optical R Bull CBBC Apr 2018 C	2017/10/19	2017/10/20
64365	HK Bank – HSI R Bull CBBC Jul 2018 X	2017/10/19	2017/10/20
62071	Credit Suisse AG – HSI R Bull CBBC Feb 2018 O	2017/10/19	2017/10/20
62030	Macquarie Bank Ltd. – ICBC R Bull CBBC Sep 2018 C	2017/10/19	2017/10/20
64489	HK Bank – Geely Auto R Bull CBBC Aug 2018 H	2017/10/19	2017/10/20
62696	J P Morgan SP BV – BOC HK R Bull CBBC Oct 2017 A	2017/10/19	2017/10/23
64537	Macquarie Bank Ltd. – HKEX R Bull CBBC Sep 2018 B	2017/10/19	2017/10/20
64545	J P Morgan SP BV – HSI R Bull CBBC Oct 2018 T	2017/10/19	2017/10/20
61822	Bank of East Asia – China Shenhua R Bull CBBC Aug 2018 B	2017/10/19	2017/10/20
64598	J P Morgan SP BV – HKEX R Bull CBBC Jan 2018 L	2017/10/19	2017/10/20
62082	Credit Suisse AG – Geely Auto R Bull CBBC Apr 2018 G	2017/10/19	2017/10/20
61920	BNP Paribas Issuance B.V. – HSI R Bull CBBC Sep 2018 U	2017/10/19	2017/10/20
64616	Credit Suisse AG – HSI R Bull CBBC Aug 2018 J	2017/10/19	2017/10/20
64618	Credit Suisse AG – HSI R Bull CBBC Aug 2018 L	2017/10/19	2017/10/20
61905	BNP Paribas Issuance B.V. – HSI R Bull CBBC Sep 2018 R	2017/10/19	2017/10/20
61879	BNP Paribas Issuance B.V. – HSI R Bull CBBC Sep 2018 X	2017/10/19	2017/10/20
61856	Goldman Sachs SP (Asia) – HKEX R Bull CBBC Mar 2018 A	2017/10/19	2017/10/20
61841	Goldman Sachs SP (Asia) – HSI R Bull CBBC Dec 2018 L	2017/10/19	2017/10/20
64746	UBS AG – HSI R Bull CBBC Nov 2018 V	2017/10/19	2017/10/20
64563	J P Morgan SP BV – HSI R Bull CBBC Nov 2018 K	2017/10/19	2017/10/20
61816	J P Morgan SP BV – HKEX R Bull CBBC Oct 2017 L	2017/10/19	2017/10/23
63735	UBS AG – HSI R Bull CBBC Dec 2018 J	2017/10/19	2017/10/20
63725	UBS AG – HSI R Bull CBBC Apr 2019 F	2017/10/19	2017/10/20
63458	J P Morgan SP BV – HSI R Bull CBBC Dec 2018 X	2017/10/19	2017/10/20
63196	Goldman Sachs SP (Asia) – HSI R Bull CBBC Dec 2018 Q	2017/10/19	2017/10/20
64153	SG Issuer – Geely Auto R Bull CBBC Oct 2018 A	2017/10/19	2017/10/20
62926	HK Bank – HSI R Bull CBBC Jul 2018 U	2017/10/19	2017/10/20
62924	HK Bank – HSCEI R Bull CBBC Apr 2018 M	2017/10/19	2017/10/20
62753	J P Morgan SP BV – HSI R Bull CBBC Nov 2018 I	2017/10/19	2017/10/20
62077	Credit Suisse AG – HSI R Bull CBBC Aug 2018 G	2017/10/19	2017/10/20
62651	J P Morgan SP BV – ICBC R Bull CBBC Aug 2018 D	2017/10/19	2017/10/20
64358	HK Bank – HKEX R Bull CBBC Oct 2018 A	2017/10/19	2017/10/20
65110	Bank of East Asia – Geely Auto R Bull CBBC Aug 2018 B	2017/10/19	2017/10/20
62354	SG Issuer – HSI R Bull CBBC Apr 2019 T	2017/10/19	2017/10/20
64929	Credit Suisse AG – HSI R Bull CBBC Apr 2018 V	2017/10/19	2017/10/20
64277	Goldman Sachs SP (Asia) – HSI R Bull CBBC Apr 2019 H	2017/10/19	2017/10/20
64278	Goldman Sachs SP (Asia) – HSI R Bull CBBC Apr 2019 I	2017/10/19	2017/10/20
64290	Haitong Int'l Sec – Geely Auto R Bull CBBC Jul 2018 C	2017/10/19	2017/10/20
65979	J P Morgan SP BV – Tencent R Bull CBBC Oct 2017 M	2017/10/19	2017/10/23
63718	J P Morgan SP BV – Ping An R Bull CBBC Oct 2017 D	2017/10/19	2017/10/23
62737	J P Morgan SP BV – HSI R Bull CBBC Oct 2018 R	2017/10/19	2017/10/20
61578	SG Issuer – ICBC R Bull CBBC Aug 2018 I	2017/10/19	2017/10/20
64809	Goldman Sachs SP (Asia) – HKEX R Bull CBBC Jun 2018 B	2017/10/19	2017/10/20
61777	HK Bank – HSI R Bull CBBC Jul 2018 S	2017/10/19	2017/10/20
61496	UBS AG – HSI R Bull CBBC Nov 2018 N	2017/10/19	2017/10/20
61525	Goldman Sachs SP (Asia) – HSI R Bull CBBC Nov 2018 R	2017/10/19	2017/10/20
61436	Haitong Int'l Sec – Ping An R Bear CBBC May 2018 A	2017/10/19	2017/10/20
61569	SG Issuer – CCB R Bull CBBC Sep 2018 C	2017/10/19	2017/10/20
64985	HK Bank – Sinopec Corp R Bull CBBC Aug 2018 A	2017/10/19	2017/10/20
67894	J P Morgan SP BV – China Life R Bull CBBC Oct 2017 A	2017/10/19	2017/10/23
61416	Credit Suisse AG – CCB R Bull CBBC Aug 2018 B	2017/10/19	2017/10/20
64791	SG Issuer – HKEX R Bull CBBC Jul 2018 F	2017/10/19	2017/10/20
66951	SG Issuer – Sunny Optical R Bull CBBC Apr 2018 A	2017/10/19	2017/10/20
64805	Goldman Sachs SP (Asia) – HKEX R Bull CBBC Jun 2018 A	2017/10/19	2017/10/20
68234	SG Issuer – HSCEI R Bear CBBC Mar 2018 C	2017/10/19	2017/10/20
64851	BNP Paribas Issuance B.V. – HKEX R Bull CBBC Aug 2018 N	2017/10/19	2017/10/20
67349	J P Morgan SP BV – A50 China R Bull CBBC Oct 2017 A	2017/10/19	2017/10/23
64761	SG Issuer – HSI R Bull CBBC Jul 2019 M	2017/10/19	2017/10/20
64747	UBS AG – HSI R Bull CBBC Nov 2018 S	2017/10/19	2017/10/20
64233	SG Issuer – HSI R Bull CBBC Mar 2019 V	2017/10/19	2017/10/20
64915	Credit Suisse AG – HKEX R Bull CBBC Jun 2018 P	2017/10/19	2017/10/20
61811	HK Bank – Geely Auto R Bull CBBC Sep 2018 A	2017/10/19	2017/10/20
65661	Credit Suisse AG – Tencent R Bull CBBC Jul 2018 O	2017/10/20	2017/10/23
65701	J P Morgan SP BV – HSI R Bull CBBC Nov 2018 L	2017/10/20	2017/10/23
65700	SG Issuer – Tencent R Bull CBBC Apr 2018 U	2017/10/20	2017/10/23
65693	SG Issuer – AIA R Bull CBBC Jul 2018 C	2017/10/20	2017/10/23
65680	UBS AG – HSI R Bull CBBC Apr 2019 H	2017/10/20	2017/10/23
65438	Goldman Sachs SP (Asia) – Tencent R Bull CBBC Mar 2018 O	2017/10/20	2017/10/23
65664	Credit Suisse AG – AIA R Bull CBBC Jul 2018 C	2017/10/20	2017/10/23
65443	Goldman Sachs SP (Asia) – Tencent R Bull CBBC Mar 2018 P	2017/10/20	2017/10/23
63505	UBS AG – Ping An R Bull CBBC Oct 2017 C	2017/10/20	2017/10/24
65639	Credit Suisse AG – HSI R Bull CBBC Apr 2018 W	2017/10/20	2017/10/23
65638	Macquarie Bank Ltd. – Tencent R Bear CBBC Apr 2018 Q	2017/10/20	2017/10/23
65560	Goldman Sachs SP (Asia) – Tencent R Bear CBBC Mar 2018 G	2017/10/20	2017/10/23
67272	J P Morgan SP BV – Sunny Optical R Bull CBBC Mar 2018 B	2017/10/20	2017/10/23
65493	Goldman Sachs SP (Asia) – HSI R Bull CBBC Mar 2019 E	2017/10/20	2017/10/23
65464	HK Bank – Tencent R Bull CBBC Sep 2018 E	2017/10/20	2017/10/23
65666	Credit Suisse AG – AIA R Bull CBBC Jul 2018 D	2017/10/20	2017/10/23
65625	Credit Suisse AG – Sunny Optical R Bull CBBC Mar 2018 D	2017/10/20	2017/10/23
60066	UBS AG – Tencent R Bull CBBC Oct 2017 B	2017/10/20	2017/10/24
65288	HK Bank – CC Bank R Bull CBBC Oct 2017 B	2017/10/20	2017/10/24
60924	Credit Suisse AG – CNOOC R Bull CBBC Oct 2018 G	2017/10/20	2017/10/23
66012	J P Morgan SP BV – HKEX R Bull CBBC Feb 2018 G	2017/10/23	2017/10/24
65834	HK Bank – Tencent R Bull CBBC Aug 2018 S	2017/10/23	2017/10/24

List of expired CBBC, 2017 (continued)

Code	CBBC	Last trading date	Delisted date
65984	UBS AG – HSI R Bull CBBC Oct 2018 P	2017/10/23	2017/10/24
65738	HK Bank – HSI R Bull CBBC Jul 2018 G	2017/10/23	2017/10/24
65735	HK Bank – HSI R Bull CBBC Jul 2018 Z	2017/10/23	2017/10/24
65988	UBS AG – Tencent R Bull CBBC Jul 2018 I	2017/10/23	2017/10/24
65989	J P Morgan SP BV – HSI R Bear CBBC Jan 2018 U	2017/10/23	2017/10/24
65286	Bank of East Asia – AIA R Bull CBBC Aug 2018 A	2017/10/23	2017/10/24
65995	J P Morgan SP BV – HSI R Bull CBBC Dec 2018 A	2017/10/23	2017/10/24
66014	J P Morgan SP BV – HKEX R Bull CBBC Feb 2018 H	2017/10/23	2017/10/24
65704	Goldman Sachs SP (Asia) – HSI R Bear CBBC Feb 2018 Z	2017/10/23	2017/10/24
65888	Macquarie Bank Ltd. – Ping An R Bear CBBC Jul 2018 F	2017/10/23	2017/10/24
66015	J P Morgan SP BV – Tencent R Bull CBBC Feb 2018 K	2017/10/23	2017/10/24
66051	Goldman Sachs SP (Asia) – HKEX R Bull CBBC Jun 2018 C	2017/10/23	2017/10/24
66018	J P Morgan SP BV – Tencent R Bull CBBC Feb 2018 L	2017/10/23	2017/10/24
65994	J P Morgan SP BV – HSI R Bull CBBC Sep 2019 M	2017/10/23	2017/10/24
65951	Credit Suisse AG – HKEX R Bull CBBC Jun 2018 Q	2017/10/23	2017/10/24
65917	HK Bank – Tencent R Bull CBBC Oct 2018 A	2017/10/23	2017/10/24
65912	Goldman Sachs SP (Asia) – HSI R Bull CBBC Mar 2019 G	2017/10/23	2017/10/24
65909	Goldman Sachs SP (Asia) – HSI R Bull CBBC Mar 2019 F	2017/10/23	2017/10/24
65929	BNP Paribas Issuance B.V. – HKEX R Bull CBBC Aug 2018 O	2017/10/23	2017/10/24
65930	Credit Suisse AG – HSI R Bear CBBC May 2018 C	2017/10/23	2017/10/24
65873	Macquarie Bank Ltd. – HKEX R Bull CBBC Sep 2018 D	2017/10/23	2017/10/24
65872	SG Issuer – HSI R Bull CBBC Apr 2019 A	2017/10/23	2017/10/24
65835	HK Bank – HKEX R Bull CBBC Aug 2018 E	2017/10/23	2017/10/24
65945	Credit Suisse AG – HSI R Bull CBBC May 2018 B	2017/10/23	2017/10/24
65982	UBS AG – HSI R Bull CBBC Oct 2018 O	2017/10/23	2017/10/24
65952	Credit Suisse AG – CCB R Bull CBBC Sep 2018 M	2017/10/23	2017/10/24
65965	Credit Suisse AG – Tencent R Bull CBBC Jul 2018 Q	2017/10/23	2017/10/24
65847	Bank of East Asia – HKEX R Bull CBBC Aug 2018 B	2017/10/23	2017/10/24
65973	Bank of East Asia – Tencent R Bull CBBC Aug 2018 E	2017/10/23	2017/10/24
65975	Macquarie Bank Ltd. – Tencent R Bull CBBC Apr 2018 R	2017/10/23	2017/10/24
65844	HK Bank – CSOP A50 ETF R Bull CBBC Aug 2018 B	2017/10/23	2017/10/24
65977	UBS AG – HSI R Bear CBBC Feb 2018 R	2017/10/23	2017/10/24
65685	UBS AG – HSI R Bear CBBC Feb 2018 Q	2017/10/23	2017/10/24
65944	Credit Suisse AG – HSI R Bull CBBC Apr 2018 X	2017/10/23	2017/10/24
65553	HK Bank – AIA R Bull CBBC Jul 2018 G	2017/10/23	2017/10/24
66053	Goldman Sachs SP (Asia) – HKEX R Bull CBBC Jun 2018 D	2017/10/23	2017/10/24
66087	SG Issuer – HKEX R Bull CBBC Jul 2018 G	2017/10/23	2017/10/24
66088	SG Issuer – Tencent R Bull CBBC Apr 2018 V	2017/10/23	2017/10/24
65918	BNP Paribas Issuance B.V. – Tencent R Bull CBBC Aug 2018 P	2017/10/23	2017/10/24
66044	Goldman Sachs SP (Asia) – Tencent R Bull CBBC Mar 2018 S	2017/10/23	2017/10/24
66083	SG Issuer – HSI R Bull CBBC Mar 2019 Z	2017/10/23	2017/10/24
66098	SG Issuer – Tencent R Bull CBBC Jul 2018 L	2017/10/23	2017/10/24
66084	SG Issuer – HSI R Bull CBBC Jul 2019 N	2017/10/23	2017/10/24
66030	Goldman Sachs SP (Asia) – Tencent R Bull CBBC Mar 2018 R	2017/10/23	2017/10/24
65669	Credit Suisse AG – BOCL R Bull CBBC Sep 2018 F	2017/10/23	2017/10/24
65875	Macquarie Bank Ltd. – HKEX R Bull CBBC Sep 2018 E	2017/10/23	2017/10/24
66127	HK Bank – CC Bank R Bull CBBC May 2018 B	2017/10/24	2017/10/25
66155	UBS AG – HSI R Bull CBBC Nov 2018 W	2017/10/24	2017/10/25
66117	HK Bank – HSI R Bull CBBC Jul 2018 H	2017/10/24	2017/10/25
66217	Goldman Sachs SP (Asia) – Tencent R Bull CBBC Mar 2018 T	2017/10/24	2017/10/25
66128	HK Bank – AIA R Bull CBBC Jul 2018 H	2017/10/24	2017/10/25
65963	Credit Suisse AG – Tencent R Bull CBBC Jul 2018 P	2017/10/24	2017/10/25
66129	HK Bank – HKEX R Bull CBBC Oct 2018 B	2017/10/24	2017/10/25
66125	HK Bank – BOCL R Bull CBBC Sep 2018 A	2017/10/24	2017/10/25
66126	HK Bank – Geely Auto R Bull CBBC May 2018 C	2017/10/24	2017/10/25
66151	UBS AG – Tencent R Bull CBBC Jun 2018 E	2017/10/24	2017/10/25
66115	SG Issuer – Tencent R Bull CBBC Sep 2018 E	2017/10/24	2017/10/25
66185	J P Morgan SP BV – HSI R Bull CBBC Sep 2019 O	2017/10/24	2017/10/25
66123	HK Bank – Tencent R Bull CBBC Sep 2018 G	2017/10/24	2017/10/25
66221	Goldman Sachs SP (Asia) – HKEX R Bull CBBC Jun 2018 E	2017/10/24	2017/10/25
66180	Credit Suisse AG – Geely Auto R Bull CBBC May 2018 B	2017/10/24	2017/10/25
66233	Goldman Sachs SP (Asia) – HSI R Bull CBBC Mar 2019 I	2017/10/24	2017/10/25
66108	BNP Paribas Issuance B.V. – HSI R Bull CBBC Nov 2018 B	2017/10/24	2017/10/25
64914	SG Issuer – Geely Auto R Bull CBBC Nov 2017 D	2017/10/24	2017/10/25
66104	BNP Paribas Issuance B.V. – HSI R Bull CBBC Nov 2018 A	2017/10/24	2017/10/25
66130	SG Issuer – HSBC R Bull CBBC Sep 2018 J	2017/10/24	2017/10/25
66174	Credit Suisse AG – HKEX R Bull CBBC Jul 2018 A	2017/10/24	2017/10/25
66157	Credit Suisse AG – HSI R Bull CBBC Oct 2018 E	2017/10/24	2017/10/25
66112	SG Issuer – Tencent R Bull CBBC Aug 2018 F	2017/10/24	2017/10/25
63349	SG Issuer – HSCEI R Bull CBBC Nov 2017 C	2017/10/24	2017/10/25
66196	SG Issuer – HSI R Bull CBBC Apr 2019 F	2017/10/24	2017/10/25
66183	J P Morgan SP BV – HSI R Bull CBBC Sep 2019 N	2017/10/24	2017/10/25
67106	SG Issuer – Ping An R Bull CBBC Nov 2017 A	2017/10/24	2017/10/25
66229	Goldman Sachs SP (Asia) – HSI R Bull CBBC Mar 2019 H	2017/10/24	2017/10/25
66162	Credit Suisse AG – HSI R Bull CBBC Dec 2018 D	2017/10/24	2017/10/25
66109	BNP Paribas Issuance B.V. – HSI R Bull CBBC Nov 2018 C	2017/10/24	2017/10/25
66019	J P Morgan SP BV – Tencent R Bull CBBC Feb 2018 M	2017/10/24	2017/10/25
66177	Credit Suisse AG – Tencent R Bull CBBC Jun 2018 V	2017/10/24	2017/10/25
66110	SG Issuer – HKEX R Bull CBBC Jun 2018 K	2017/10/24	2017/10/25
66184	J P Morgan SP BV – Tencent R Bull CBBC Feb 2018 N	2017/10/24	2017/10/25
66197	Goldman Sachs SP (Asia) – HSCEI R Bull CBBC Dec 2018 A	2017/10/24	2017/10/25
61291	SG Issuer – HSI R Bull CBBC Nov 2017 Y	2017/10/24	2017/10/25
60585	SG Issuer – HSI R Bull CBBC Nov 2017 Q	2017/10/24	2017/10/25
60587	SG Issuer – HSI R Bull CBBC Nov 2017 R	2017/10/24	2017/10/25
65672	Credit Suisse AG – HSCEI R Bull CBBC Apr 2018 O	2017/10/24	2017/10/25
65461	Goldman Sachs SP (Asia) – Tencent R Bull CBBC Mar 2018 Q	2017/10/24	2017/10/25
61703	SG Issuer – CNOOC R Bull CBBC Oct 2017 A	2017/10/24	2017/10/25

List of expired CBBC, 2017 (continued)

Code	CBBC	Last trading date	Delisted date
61566	SG Issuer – HSI R Bull CBBC Nov 2017 A	2017/10/24	2017/10/25
67998	SG Issuer – Ping An R Bull CBBC Nov 2017 B	2017/10/24	2017/10/25
61749	SG Issuer – HSI R Bull CBBC Nov 2017 B	2017/10/24	2017/10/25
64291	Credit Suisse AG – Sinopec Corp R Bull CBBC Mar 2018 A	2017/10/24	2017/10/25
61510	SG Issuer – HSI R Bull CBBC Nov 2017 Z	2017/10/24	2017/10/25
61287	SG Issuer – HSI R Bull CBBC Nov 2017 X	2017/10/24	2017/10/25
61244	SG Issuer – HSI R Bull CBBC Nov 2017 W	2017/10/24	2017/10/25
64020	Credit Suisse AG – AIA R Bull CBBC Jul 2018 B	2017/10/24	2017/10/25
62387	SG Issuer – HSI R Bull CBBC Nov 2017 C	2017/10/24	2017/10/25
62428	SG Issuer – HSI R Bull CBBC Nov 2017 E	2017/10/24	2017/10/25
61029	SG Issuer – HSI R Bull CBBC Nov 2017 U	2017/10/24	2017/10/25
62423	SG Issuer – HSI R Bull CBBC Nov 2017 D	2017/10/24	2017/10/25
68043	SG Issuer – HSCEI R Bull CBBC Nov 2017 A	2017/10/24	2017/10/25
63011	SG Issuer – HSI R Bull CBBC Nov 2017 F	2017/10/24	2017/10/25
60278	SG Issuer – HSI R Bull CBBC Nov 2017 P	2017/10/24	2017/10/25
65846	Bank of East Asia – Tencent R Bull CBBC Aug 2018 D	2017/10/24	2017/10/25
62177	SG Issuer – ICBC R Bull CBBC Oct 2017 A	2017/10/24	2017/10/25
63423	SG Issuer – HSI R Bull CBBC Nov 2017 G	2017/10/24	2017/10/25
60264	SG Issuer – HSI R Bull CBBC Nov 2017 O	2017/10/24	2017/10/25
60025	SG Issuer – HSI R Bull CBBC Nov 2017 M	2017/10/24	2017/10/25
60261	SG Issuer – HSI R Bull CBBC Nov 2017 N	2017/10/24	2017/10/25
64384	SG Issuer – HSI R Bull CBBC Nov 2017 T	2017/10/24	2017/10/25
65838	HK Bank – AAC Tech R Bull CBBC Jul 2018 D	2017/10/24	2017/10/25
65869	SG Issuer – HSI R Bull CBBC Apr 2019 Z	2017/10/24	2017/10/25
60009	SG Issuer – HSI R Bull CBBC Nov 2017 I	2017/10/24	2017/10/25
65827	HK Bank – Tencent R Bull CBBC Sep 2018 F	2017/10/24	2017/10/25
65722	BNP Paribas Issuance B.V. – HSCEI R Bull CBBC Aug 2018 A	2017/10/24	2017/10/25
63978	SG Issuer – HSI R Bull CBBC Nov 2017 H	2017/10/24	2017/10/25
66243	HK Bank – Tencent R Bull CBBC Aug 2018 T	2017/10/25	2017/10/26
66262	Bank of East Asia – Tencent R Bull CBBC Aug 2018 F	2017/10/25	2017/10/26
66237	HK Bank – HKEX R Bull CBBC Oct 2018 C	2017/10/25	2017/10/26
66287	SG Issuer – HSI R Bull CBBC Feb 2019 G	2017/10/25	2017/10/26
66299	Goldman Sachs SP (Asia) – CSOP A50 ETF R Bull CBBC Mar 2018C	2017/10/25	2017/10/26
66270	UBS AG – HSI R Bull CBBC Nov 2018 X	2017/10/25	2017/10/26
66272	Credit Suisse AG – HSI R Bull CBBC Aug 2018 T	2017/10/25	2017/10/26
63354	Credit Suisse AG – Geely Auto R Bull CBBC Oct 2017 B	2017/10/25	2017/10/27
66284	Goldman Sachs SP (Asia) – HSI R Bull CBBC Mar 2019 J	2017/10/25	2017/10/26
66278	Credit Suisse AG – HKEX R Bull CBBC Jun 2018 R	2017/10/25	2017/10/26
60094	Credit Suisse AG – China Mobile R Bear CBBC Oct 2017 A	2017/10/25	2017/10/27
66384	BNP Paribas Issuance B.V. – Tencent R Bull CBBC Aug 2018 N	2017/10/26	2017/10/27
66380	Goldman Sachs SP (Asia) – HSI R Bull CBBC Mar 2019 K	2017/10/26	2017/10/27
66394	Goldman Sachs SP (Asia) – HKEX R Bull CBBC Jun 2018 F	2017/10/26	2017/10/27
66395	Goldman Sachs SP (Asia) – HKEX R Bull CBBC Jun 2018 G	2017/10/26	2017/10/27
66401	BNP Paribas Issuance B.V. – HSI R Bull CBBC Nov 2018 E	2017/10/26	2017/10/27
66400	BNP Paribas Issuance B.V. – HSI R Bull CBBC Nov 2018 D	2017/10/26	2017/10/27
66377	Goldman Sachs SP (Asia) – HSI R Bull CBBC Apr 2019 M	2017/10/26	2017/10/27
66360	Goldman Sachs SP (Asia) – HSI R Bull CBBC Apr 2019 L	2017/10/26	2017/10/27
66356	UBS AG – HSI R Bull CBBC Nov 2018 J	2017/10/26	2017/10/27
60946	BNP Paribas Issuance B.V. – HSI R Bull CBBC Oct 2017 F	2017/10/26	2017/10/27
66334	HK Bank – China Mobile R Bull CBBC Jul 2018 D	2017/10/26	2017/10/27
66312	UBS AG – CC Bank R Bull CBBC Aug 2018 E	2017/10/26	2017/10/27
66409	BNP Paribas Issuance B.V. – HSI R Bull CBBC Nov 2018 F	2017/10/26	2017/10/27
66301	UBS AG – HSI R Bull CBBC Dec 2018 P	2017/10/26	2017/10/27
66424	BNP Paribas Issuance B.V. – HSI R Bear CBBC Mar 2018 X	2017/10/26	2017/10/27
66309	UBS AG – AIA R Bull CBBC Sep 2018 A	2017/10/26	2017/10/27
66538	J P Morgan SP BV – HSI R Bull CBBC Dec 2018 C	2017/10/26	2017/10/27
66510	HK Bank – HKEX R Bull CBBC Sep 2018 D	2017/10/26	2017/10/27
66513	SG Issuer – HSI R Bear CBBC Jan 2018 F	2017/10/26	2017/10/27
66521	SG Issuer – HSI R Bear CBBC Feb 2018 H	2017/10/26	2017/10/27
66524	SG Issuer – HSI R Bull CBBC Mar 2019 A	2017/10/26	2017/10/27
66525	SG Issuer – HSI R Bull CBBC Apr 2019 I	2017/10/26	2017/10/27
66527	SG Issuer – HKEX R Bull CBBC Jul 2018 H	2017/10/26	2017/10/27
66418	SG Issuer – HSI R Bull CBBC Jul 2019 P	2017/10/26	2017/10/27
66532	J P Morgan SP BV – HSI R Bull CBBC Sep 2019 P	2017/10/26	2017/10/27
66478	Credit Suisse AG – HSI R Bear CBBC Feb 2018 X	2017/10/26	2017/10/27
66540	J P Morgan SP BV – HSI R Bull CBBC Sep 2019 Q	2017/10/26	2017/10/27
67498	SG Issuer – CMob R Bull CBBC Apr 2018 A	2017/10/26	2017/10/27
66543	J P Morgan SP BV – Tencent R Bear CBBC Feb 2018 Q	2017/10/26	2017/10/27
66547	J P Morgan SP BV – HSI R Bear CBBC Jan 2018 G	2017/10/26	2017/10/27
68701	Haitong Int'l Sec – Ping An R Bull CBBC Oct 2017 C	2017/10/26	2017/10/30
62238	Haitong Int'l Sec – China Mobile R Bull CBBC Jul 2018 A	2017/10/26	2017/10/27
66531	J P Morgan SP BV – HSI R Bull CBBC Dec 2018 B	2017/10/26	2017/10/27
66462	Goldman Sachs SP (Asia) – HSI R Bear CBBC Feb 2018 E	2017/10/26	2017/10/27
66414	SG Issuer – HSI R Bull CBBC Jul 2019 O	2017/10/26	2017/10/27
66463	Goldman Sachs SP (Asia) – HSI R Bear CBBC Feb 2018 F	2017/10/26	2017/10/27
66423	BNP Paribas Issuance B.V. – HSI R Bear CBBC Mar 2018 W	2017/10/26	2017/10/27
62885	BNP Paribas Issuance B.V. – HSI R Bull CBBC Oct 2017 L	2017/10/26	2017/10/27
66450	UBS AG – HSI R Bull CBBC Dec 2018 Q	2017/10/26	2017/10/27
66452	UBS AG – HSI R Bull CBBC Oct 2018 U	2017/10/26	2017/10/27
66487	HK Bank – HSI R Bear CBBC Apr 2018 Y	2017/10/26	2017/10/27
66455	UBS AG – HSI R Bear CBBC Jan 2018 R	2017/10/26	2017/10/27
66479	Credit Suisse AG – HSI R Bear CBBC May 2018 D	2017/10/26	2017/10/27
66249	SG Issuer – China Life R Bull CBBC Apr 2018 E	2017/10/26	2017/10/27
66544	J P Morgan SP BV – HSI R Bear CBBC Jan 2018 V	2017/10/26	2017/10/27
66465	Credit Suisse AG – HSI R Bull CBBC Mar 2018 U	2017/10/26	2017/10/27
66466	Credit Suisse AG – HSI R Bull CBBC Aug 2018 U	2017/10/26	2017/10/27
66467	Credit Suisse AG – HSI R Bull CBBC May 2018 G	2017/10/26	2017/10/27

List of expired CBBC, 2017 (continued)

Code	CBBC	Last trading date	Delisted date
66468	Credit Suisse AG – HSI R Bull CBBC Aug 2018 X	2017/10/26	2017/10/27
66413	SG Issuer – HSI R Bull CBBC Apr 2019 G	2017/10/26	2017/10/27
66453	UBS AG – HSI R Bear CBBC Jan 2018 Q	2017/10/26	2017/10/27
66586	UBS AG – HKEX R Bull CBBC Jun 2018 E	2017/10/26	2017/10/27
64172	SG Issuer – ICBC R Bull CBBC Sep 2018 C	2017/10/26	2017/10/27
66685	Credit Suisse AG – HSI R Bull CBBC Nov 2018 A	2017/10/27	2017/10/30
66595	SG Issuer – Tencent R Bull CBBC Jun 2018 J	2017/10/27	2017/10/30
66596	UBS AG – HSI R Bear CBBC Jan 2018 T	2017/10/27	2017/10/30
66597	UBS AG – HSI R Bear CBBC Jan 2018 U	2017/10/27	2017/10/30
66749	Credit Suisse AG – CSOP A50 ETF R Bear CBBC Mar 2018 A	2017/10/27	2017/10/30
60648	UBS AG – HSI R Bull CBBC Oct 2017 U	2017/10/27	2017/10/31
66627	UBS AG – HSI R Bull CBBC Dec 2018 R	2017/10/27	2017/10/30
66631	SG Issuer – HSI R Bear CBBC Feb 2018 K	2017/10/27	2017/10/30
66638	SG Issuer – HSI R Bull CBBC Apr 2019 H	2017/10/27	2017/10/30
66640	J P Morgan SP BV – HSI R Bear CBBC Jan 2018 H	2017/10/27	2017/10/30
61565	Goldman Sachs SP (Asia) – HSI R Bull CBBC Oct 2017 P	2017/10/27	2017/10/31
66683	Credit Suisse AG – ICBC R Bull CBBC Aug 2018 B	2017/10/27	2017/10/30
66579	HK Bank – Geely Auto R Bull CBBC Aug 2018 I	2017/10/27	2017/10/30
66653	Credit Suisse AG – HSI R Bear CBBC Feb 2018 D	2017/10/27	2017/10/30
61126	UBS AG – HSI R Bull CBBC Oct 2017 Y	2017/10/27	2017/10/31
69121	J P Morgan SP BV – HSI R Bull CBBC Oct 2017 X	2017/10/27	2017/10/31
69370	UBS AG – HSI R Bull CBBC Oct 2017 K	2017/10/27	2017/10/31
66656	Credit Suisse AG – HSI R Bear CBBC Mar 2018 O	2017/10/27	2017/10/30
66662	Credit Suisse AG – Tencent R Bull CBBC Jun 2018 W	2017/10/27	2017/10/30
66666	Credit Suisse AG – Geely Auto R Bull CBBC May 2018 C	2017/10/27	2017/10/30
69095	UBS AG – HSI R Bull CBBC Oct 2017 C	2017/10/27	2017/10/31
66639	J P Morgan SP BV – HSI R Bear CBBC Jan 2018 F	2017/10/27	2017/10/30
66548	J P Morgan SP BV – HSI R Bear CBBC Jan 2018 S	2017/10/27	2017/10/30
66517	SG Issuer – HSI R Bear CBBC Jan 2018 R	2017/10/27	2017/10/30
60717	Haitong Int'l Sec – HSI R Bull CBBC Oct 2017 E	2017/10/27	2017/10/31
60716	Haitong Int'l Sec – HSI R Bull CBBC Oct 2017 D	2017/10/27	2017/10/31
63540	Goldman Sachs SP (Asia) – HSI R Bull CBBC Oct 2017 K	2017/10/27	2017/10/31
62567	Goldman Sachs SP (Asia) – HSI R Bull CBBC Oct 2017 Y	2017/10/27	2017/10/31
61716	SG Issuer – CNOOC R Bull CBBC Oct 2017 B	2017/10/27	2017/10/31
61780	HK Bank – COVS R Bull CBBC Oct 2017 C	2017/10/27	2017/10/31
63308	Haitong Int'l Sec – PICC P&C R Bull CBBC Oct 2017 B	2017/10/27	2017/10/31
62110	Goldman Sachs SP (Asia) – HSI R Bull CBBC Oct 2017 Q	2017/10/27	2017/10/31
66592	Bank of East Asia – China Mobile R Bull CBBC Aug 2018 B	2017/10/27	2017/10/30
68720	J P Morgan SP BV – A50 China R Bull CBBC Oct 2018 A	2017/10/27	2017/10/30
66584	Bank of East Asia – Geely Auto R Bull CBBC Aug 2018 D	2017/10/27	2017/10/30
66559	Goldman Sachs SP (Asia) – HSI R Bear CBBC Jan 2018 M	2017/10/27	2017/10/30
66561	Goldman Sachs SP (Asia) – HSI R Bear CBBC Jan 2018 N	2017/10/27	2017/10/30
66563	HK Bank – HKEX R Bull CBBC Jul 2018 Y	2017/10/27	2017/10/30
66564	HK Bank – Tencent R Bull CBBC Sep 2018 H	2017/10/27	2017/10/30
66565	HK Bank – Galaxy Ent R Bull CBBC Jun 2018 D	2017/10/27	2017/10/30
66572	HK Bank – HSI R Bull CBBC Jul 2018 J	2017/10/27	2017/10/30
66573	HK Bank – HSI R Bear CBBC Apr 2018 C	2017/10/27	2017/10/30
61231	J P Morgan SP BV – HKEX R Bull CBBC Nov 2017 A	2017/10/27	2017/10/30
66693	Goldman Sachs SP (Asia) – HSI R Bull CBBC Apr 2019 O	2017/10/27	2017/10/30
67664	SG Issuer – CAM CSI300 R Bull CBBC Oct 2017 A	2017/10/27	2017/10/31
61903	J P Morgan SP BV – HSI R Bull CBBC Oct 2017 C	2017/10/27	2017/10/31
68491	J P Morgan SP BV – HSI R Bull CBBC Oct 2017 U	2017/10/27	2017/10/31
61824	Haitong Int'l Sec – HSI R Bull CBBC Oct 2017 L	2017/10/27	2017/10/31
68129	Credit Suisse AG – Ping An R Bear CBBC Mar 2018 C	2017/10/27	2017/10/30
68280	HK Bank – Ping An R Bear CBBC Oct 2018 C	2017/10/27	2017/10/30
61828	Haitong Int'l Sec – HSI R Bull CBBC Oct 2017 M	2017/10/27	2017/10/31
63848	Haitong Int'l Sec – HSI R Bull CBBC Oct 2017 N	2017/10/27	2017/10/31
62254	HK Bank – Ping An R Bull CBBC Oct 2017 A	2017/10/27	2017/10/31
64490	Haitong Int'l Sec – HSI R Bull CBBC Oct 2017 Q	2017/10/27	2017/10/31
63865	Haitong Int'l Sec – HSI R Bull CBBC Oct 2017 O	2017/10/27	2017/10/31
66687	Goldman Sachs SP (Asia) – Tencent R Bull CBBC Mar 2018 U	2017/10/27	2017/10/30
60070	BNP Paribas Issuance B.V. – HSI R Bull CBBC Oct 2017 B	2017/10/27	2017/10/31
60313	Haitong Int'l Sec – HSI R Bull CBBC Oct 2017 C	2017/10/27	2017/10/31
62227	SG Issuer – BOCL R Bull CBBC Oct 2017 A	2017/10/27	2017/10/31
62249	HK Bank – PetCh R Bull CBBC Oct 2017 B	2017/10/27	2017/10/31
68060	HK Bank – AAC Tech R Bull CBBC Oct 2017 C	2017/10/27	2017/10/31
64260	SG Issuer – China Life R Bull CBBC Oct 2017 C	2017/10/27	2017/10/31
69935	Haitong Int'l Sec – HSI R Bull CBBC Oct 2017 B	2017/10/27	2017/10/31
63034	HK Bank – PICC P&C R Bull CBBC Oct 2017 A	2017/10/27	2017/10/31
67997	SG Issuer – Ping An R Bull CBBC Oct 2017 A	2017/10/27	2017/10/31
68760	SG Issuer – AIA R Bear CBBC Oct 2017 B	2017/10/27	2017/10/31
67572	HK Bank – HSI R Bull CBBC Oct 2017 K	2017/10/27	2017/10/31
64487	Haitong Int'l Sec – HSI R Bull CBBC Oct 2017 P	2017/10/27	2017/10/31
66681	SG Issuer – PetroChina R Bear CBBC Oct 2017 A	2017/10/27	2017/10/31
62710	BNP Paribas Issuance B.V. – HSCEI R Bull CBBC Oct 2017 A	2017/10/27	2017/10/31
66507	Haitong Int'l Sec – HSI R Bull CBBC Oct 2017 R	2017/10/27	2017/10/31
69575	Macquarie Bank Ltd. – Ping An R Bear CBBC Aug 2018 A	2017/10/27	2017/10/30
68946	HK Bank – HSCEI R Bull CBBC Oct 2017 E	2017/10/27	2017/10/31
66000	SG Issuer – CP&CC R Bull CBBC Oct 2017 A	2017/10/27	2017/10/31
68926	HK Bank – HSI R Bull CBBC Oct 2017 L	2017/10/27	2017/10/31
60504	UBS AG – HSI R Bull CBBC Oct 2017 T	2017/10/27	2017/10/31
60471	SG Issuer – CKA R Bull CBBC Oct 2017 A	2017/10/27	2017/10/31
64767	UBS AG – HKEX R Bull CBBC Oct 2017 D	2017/10/27	2017/10/31
63918	UBS AG – China Life R Bull CBBC Oct 2017 A	2017/10/27	2017/10/31
65607	HK Bank – HSI R Bull CBBC Oct 2017 A	2017/10/27	2017/10/31
65840	HK Bank – Great Wall Motor R Bull CBBC Jul 2018 E	2017/10/27	2017/10/30
67328	UBS AG – HSI R Bear CBBC Oct 2017 J	2017/10/27	2017/10/31

List of expired CBBC, 2017 (continued)

Code	CBBC	Last trading date	Delisted date
60419	J P Morgan SP BV – HSI R Bull CBBC Oct 2017 W	2017/10/27	2017/10/31
61805	Haitong Int'l Sec – HSI R Bull CBBC Oct 2017 J	2017/10/27	2017/10/31
61813	Haitong Int'l Sec – HSI R Bull CBBC Oct 2017 K	2017/10/27	2017/10/31
68642	Haitong Int'l Sec – Sinopec Corp R Bull CBBC Oct 2017 A	2017/10/27	2017/10/31
60386	UBS AG – HSI R Bull CBBC Oct 2017 S	2017/10/27	2017/10/31
60372	Credit Suisse AG – HSI R Bull CBBC Oct 2017 Q	2017/10/27	2017/10/31
60364	Credit Suisse AG – HSI R Bull CBBC Oct 2017 P	2017/10/27	2017/10/31
60363	Credit Suisse AG – HSI R Bull CBBC Oct 2017 O	2017/10/27	2017/10/31
66688	Goldman Sachs SP (Asia) – Tencent R Bull CBBC Mar 2018 V	2017/10/27	2017/10/30
63704	J P Morgan SP BV – HSI R Bull CBBC Oct 2017 I	2017/10/27	2017/10/31
62673	Goldman Sachs SP (Asia) – HSI R Bull CBBC Oct 2017 H	2017/10/27	2017/10/31
63072	UBS AG – HSI R Bull CBBC Oct 2017 Q	2017/10/27	2017/10/31
65533	J P Morgan SP BV – Tencent R Bull CBBC Nov 2017 C	2017/10/27	2017/10/30
66113	UBS AG – HSI R Bull CBBC Oct 2017 J	2017/10/27	2017/10/31
61105	HK Bank – Sinopec Corp R Bull CBBC Oct 2017 A	2017/10/27	2017/10/31
62494	Credit Suisse AG – HSI R Bull CBBC Oct 2017 Y	2017/10/27	2017/10/31
62761	HK Bank – HSI R Bull CBBC Oct 2017 H	2017/10/27	2017/10/31
69742	HK Bank – A50 R Bull CBBC Oct 2017 A	2017/10/27	2017/10/31
66310	UBS AG – Geely Auto R Bull CBBC Jul 2018 A	2017/10/27	2017/10/30
60982	Credit Suisse AG – HSI R Bull CBBC Oct 2017 S	2017/10/27	2017/10/31
63160	Credit Suisse AG – HSI R Bull CBBC Oct 2017 V	2017/10/27	2017/10/31
66330	HK Bank – Evergrande R Bull CBBC Aug 2018 D	2017/10/27	2017/10/30
63139	Goldman Sachs SP (Asia) – HSI R Bull CBBC Oct 2017 A	2017/10/27	2017/10/31
60983	Credit Suisse AG – HSI R Bull CBBC Oct 2017 T	2017/10/27	2017/10/31
69626	HK Bank – HSI R Bull CBBC Oct 2017 M	2017/10/27	2017/10/31
63165	Credit Suisse AG – HSI R Bull CBBC Oct 2017 Z	2017/10/27	2017/10/31
62492	Credit Suisse AG – HSI R Bull CBBC Oct 2017 X	2017/10/27	2017/10/31
63407	Goldman Sachs SP (Asia) – HSI R Bull CBBC Oct 2017 J	2017/10/27	2017/10/31
66658	SG Issuer – CMob R Bear CBBC Oct 2017 A	2017/10/27	2017/10/31
61595	J P Morgan SP BV – China Vanke R Bull CBBC Jan 2018 A	2017/10/27	2017/10/30
61528	UBS AG – HSI R Bull CBBC Oct 2017 M	2017/10/27	2017/10/31
66422	BNP Paribas Issuance B.V. – HSI R Bear CBBC Mar 2018 V	2017/10/27	2017/10/30
61181	SG Issuer – China Vanke R Bull CBBC Oct 2017 A	2017/10/27	2017/10/31
60956	J P Morgan SP BV – Tencent R Bull CBBC Dec 2017 K	2017/10/27	2017/10/30
68097	J P Morgan SP BV – Ping An R Bull CBBC Nov 2017 A	2017/10/27	2017/10/30
65938	HK Bank – HSI R Bull CBBC Oct 2017 R	2017/10/27	2017/10/31
62490	Credit Suisse AG – HSI R Bull CBBC Oct 2017 W	2017/10/27	2017/10/31
67410	SG Issuer – PetroChina R Bull CBBC Oct 2017 A	2017/10/27	2017/10/31
62706	SG Issuer – AAC Tech R Bull CBBC Oct 2017 A	2017/10/27	2017/10/31
65655	J P Morgan SP BV – Tencent R Bull CBBC Nov 2017 D	2017/10/27	2017/10/30
61121	UBS AG – HSI R Bull CBBC Oct 2017 X	2017/10/27	2017/10/31
65771	Macquarie Bank Ltd. – Tencent R Bull CBBC Oct 2017 A	2017/10/27	2017/10/31
60156	J P Morgan SP BV – HSI R Bull CBBC Dec 2017 C	2017/10/27	2017/10/30
66491	HK Bank – HSI R Bear CBBC Apr 2018 Z	2017/10/27	2017/10/30
66492	HK Bank – HSCEI R Bear CBBC Apr 2018 C	2017/10/27	2017/10/30
63280	Credit Suisse AG – HSI R Bull CBBC Oct 2017 E	2017/10/27	2017/10/31
61160	UBS AG – HSCEI R Bull CBBC Oct 2017 A	2017/10/27	2017/10/31
62615	SG Issuer – HSI R Bull CBBC Oct 2017 B	2017/10/27	2017/10/31
66480	Credit Suisse AG – HSI R Bear CBBC Feb 2018 Y	2017/10/27	2017/10/30
61228	Haitong Int'l Sec – HSI R Bull CBBC Oct 2017 H	2017/10/27	2017/10/31
66403	HK Bank – Sands China R Bull CBBC Aug 2018 D	2017/10/27	2017/10/30
66258	SG Issuer – Geely Auto R Bull CBBC Sep 2018 D	2017/10/27	2017/10/30
60465	J P Morgan SP BV – HSI R Bull CBBC Oct 2017 M	2017/10/27	2017/10/31
67958	SG Issuer – CCB R Bull CBBC Oct 2017 A	2017/10/27	2017/10/31
66253	SG Issuer – Galaxy R Bull CBBC May 2018 C	2017/10/27	2017/10/30
60081	UBS AG – HSI R Bull CBBC Oct 2017 A	2017/10/27	2017/10/31
65132	SG Issuer – Greatwall Motor R Bull CBBC Sep 2018 A	2017/10/27	2017/10/30
65536	J P Morgan SP BV – Tencent R Bull CBBC Nov 2017 A	2017/10/27	2017/10/30
61238	Haitong Int'l Sec – HSI R Bull CBBC Oct 2017 I	2017/10/27	2017/10/31
66509	HK Bank – Sunny Optical R Bull CBBC Sep 2018 A	2017/10/27	2017/10/30
66493	HK Bank – Geely Auto R Bull CBBC Sep 2018 C	2017/10/27	2017/10/30
61153	UBS AG – HSCEI R Bull CBBC Oct 2017 C	2017/10/27	2017/10/31
66766	SG Issuer – HSI R Bear CBBC Mar 2018 X	2017/10/30	2017/10/31
63124	J P Morgan SP BV – Geely Auto R Bull CBBC Dec 2018 A	2017/10/30	2017/10/31
65712	Goldman Sachs SP (Asia) – HSI R Bear CBBC Feb 2018 A	2017/10/30	2017/10/31
62976	HK Bank – SHK Ppt R Bull CBBC May 2018 A	2017/10/30	2017/10/31
66740	Goldman Sachs SP (Asia) – HSI R Bear CBBC Jan 2018 P	2017/10/30	2017/10/31
63025	HK Bank – Geely Auto R Bull CBBC Sep 2018 B	2017/10/30	2017/10/31
64659	Credit Suisse AG – Geely Auto R Bull CBBC Apr 2018 I	2017/10/30	2017/10/31
66751	Credit Suisse AG – HSI R Bear CBBC Feb 2018 M	2017/10/30	2017/10/31
66742	Credit Suisse AG – HSI R Bull CBBC Apr 2018 T	2017/10/30	2017/10/31
66741	Goldman Sachs SP (Asia) – HSI R Bear CBBC Jan 2018 Q	2017/10/30	2017/10/31
66767	SG Issuer – HSI R Bear CBBC Mar 2018 Y	2017/10/30	2017/10/31
66178	Credit Suisse AG – CM Bank R Bull CBBC Dec 2018 A	2017/10/30	2017/10/31
66736	SG Issuer – Sunny Optical R Bull CBBC Dec 2018 A	2017/10/30	2017/10/31
66755	Credit Suisse AG – HSI R Bear CBBC Apr 2018 F	2017/10/30	2017/10/31
66124	SG Issuer – China Life R Bear CBBC Apr 2018 B	2017/10/30	2017/10/31
62045	Credit Suisse AG – HSCEI R Bear CBBC Jan 2018 A	2017/10/30	2017/10/31
63123	HK Bank – China Mobile R Bull CBBC Oct 2017 C	2017/10/30	2017/11/01
65978	UBS AG – HSI R Bear CBBC Jan 2018 N	2017/10/30	2017/10/31
64939	HK Bank – HS H-SH ETF R Bear CBBC Apr 2018 A	2017/10/30	2017/10/31
67672	SG Issuer – CSA50 R Bear CBBC Jun 2018 A	2017/10/30	2017/10/31
68637	Haitong Int'l Sec – Galaxy Ent R Bull CBBC Oct 2017 B	2017/10/30	2017/11/01
66815	UBS AG – HSI R Bear CBBC Jan 2018 D	2017/10/30	2017/10/31
66716	HK Bank – HSI R Bear CBBC Apr 2018 D	2017/10/30	2017/10/31
66844	J P Morgan SP BV – HSI R Bear CBBC Jan 2018 T	2017/10/30	2017/10/31
64167	SG Issuer – Geely Auto R Bull CBBC Dec 2018 A	2017/10/30	2017/10/31

List of expired CBBC, 2017 (continued)

Code	CBBC	Last trading date	Delisted date
66792	Goldman Sachs SP (Asia) – HSCEI R Bear CBBC Mar 2018 D	2017/10/30	2017/10/31
63129	HK Bank – ABC R Bull CBBC Oct 2017 A	2017/10/30	2017/11/01
60457	HK Bank – CKH R Bull CBBC Oct 2017 A	2017/10/30	2017/11/01
65616	HK Bank – CAM CSI300 R Bull CBBC Oct 2017 A	2017/10/30	2017/11/01
66845	J P Morgan SP BV – HSI R Bear CBBC Jan 2018 I	2017/10/30	2017/10/31
65147	Bank of East Asia – Ping An R Bull CBBC Oct 2017 A	2017/10/30	2017/11/01
66831	J P Morgan SP BV – HSI R Bull CBBC Nov 2018 M	2017/10/30	2017/10/31
66816	UBS AG – HSI R Bear CBBC Jan 2018 E	2017/10/30	2017/10/31
66795	UBS AG – HSI R Bull CBBC Oct 2018 X	2017/10/30	2017/10/31
67504	SG Issuer – Ping An R Bear CBBC Jun 2018 A	2017/10/30	2017/10/31
64692	Credit Suisse AG – China Life R Bear CBBC Feb 2018 A	2017/10/30	2017/10/31
63389	HK Bank – Galaxy Ent R Bull CBBC Oct 2017 B	2017/10/30	2017/11/01
66440	BNP Paribas Issuance B.V. – HSI R Bear CBBC Mar 2018 O	2017/10/30	2017/10/31
66550	J P Morgan SP BV – HSI R Bear CBBC Jan 2018 B	2017/10/30	2017/10/31
66642	J P Morgan SP BV – HKEX R Bull CBBC Feb 2018 I	2017/10/30	2017/10/31
66446	BNP Paribas Issuance B.V. – HSI R Bear CBBC Mar 2018 U	2017/10/30	2017/10/31
66629	SG Issuer – HSI R Bear CBBC Jan 2018 E	2017/10/30	2017/10/31
66661	Credit Suisse AG – HSI R Bear CBBC Feb 2018 Z	2017/10/30	2017/10/31
67385	Macquarie Bank Ltd. – Tencent R Bull CBBC Oct 2017 B	2017/10/30	2017/11/01
66624	UBS AG – Geely Auto R Bull CBBC Dec 2018 A	2017/10/30	2017/10/31
66562	Goldman Sachs SP (Asia) – HSI R Bear CBBC Jan 2018 O	2017/10/30	2017/10/31
64666	Credit Suisse AG – CNOOC R Bear CBBC Feb 2018 B	2017/10/30	2017/10/31
65663	Credit Suisse AG – HSI R Bear CBBC Feb 2018 V	2017/10/30	2017/10/31
66523	SG Issuer – HSI R Bear CBBC Mar 2018 W	2017/10/30	2017/10/31
66598	UBS AG – HSI R Bear CBBC Jan 2018 V	2017/10/30	2017/10/31
66519	SG Issuer – HSI R Bear CBBC Jan 2018 T	2017/10/30	2017/10/31
65699	SG Issuer – HSI R Bear CBBC Mar 2018 S	2017/10/30	2017/10/31
66459	UBS AG – HSI R Bear CBBC Jan 2018 S	2017/10/30	2017/10/31
65450	J P Morgan SP BV – China Life R Bear CBBC Mar 2018 A	2017/10/30	2017/10/31
66690	Goldman Sachs SP (Asia) – Tencent R Bear CBBC Mar 2018 K	2017/10/30	2017/10/31
66709	Goldman Sachs SP (Asia) – HSI R Bull CBBC Apr 2019 S	2017/10/30	2017/10/31
68039	Credit Suisse AG – Ping An R Bull CBBC Oct 2017 A	2017/10/30	2017/11/01
66582	Bank of East Asia – Geely Auto R Bull CBBC Aug 2018 C	2017/10/30	2017/10/31
66581	Bank of East Asia – Tencent R Bear CBBC Aug 2018 A	2017/10/30	2017/10/31
62654	HK Bank – BOC HK R Bull CBBC Oct 2017 A	2017/10/30	2017/11/01
66906	UBS AG – HSI R Bull CBBC Nov 2018 G	2017/10/31	2017/11/01
66887	Goldman Sachs SP (Asia) – HKEX R Bull CBBC Jun 2018 J	2017/10/31	2017/11/01
65074	Haitong Int'l Sec – Great Wall Motor R Bull CBBC May 2018 A	2017/10/31	2017/11/01
66925	Credit Suisse AG – HSI R Bull CBBC Apr 2018 V	2017/10/31	2017/11/01
61858	SG Issuer – BOCL R Bull CBBC Sep 2018 A	2017/10/31	2017/11/01
66915	UBS AG – HSI R Bear CBBC Jan 2018 F	2017/10/31	2017/11/01
66928	Credit Suisse AG – HKEX R Bull CBBC Jul 2018 B	2017/10/31	2017/11/01
66929	Credit Suisse AG – HSI R Bear CBBC Feb 2018 T	2017/10/31	2017/11/01
66930	Credit Suisse AG – BOCL R Bull CBBC Sep 2018 G	2017/10/31	2017/11/01
66932	J P Morgan SP BV – HSI R Bull CBBC Dec 2018 E	2017/10/31	2017/11/01
66876	Bank of East Asia – HKEX R Bull CBBC Aug 2018 C	2017/10/31	2017/11/01
66571	HK Bank – HSI R Bull CBBC Jul 2018 I	2017/10/31	2017/11/01
66864	HK Bank – ICBC R Bull CBBC Sep 2018 C	2017/10/31	2017/11/01
60914	SG Issuer – CNOOC R Bear CBBC Jul 2018 A	2017/10/31	2017/11/01
66952	SG Issuer – HSI R Bear CBBC Apr 2018 B	2017/10/31	2017/11/01
66966	SG Issuer – HKEX R Bull CBBC Oct 2018 C	2017/10/31	2017/11/01
66798	UBS AG – HSI R Bull CBBC Nov 2018 F	2017/10/31	2017/11/01
66934	J P Morgan SP BV – HSI R Bear CBBC Jan 2018 J	2017/10/31	2017/11/01
66672	Credit Suisse AG – HSI R Bull CBBC Dec 2018 E	2017/10/31	2017/11/01
66438	Macquarie Bank Ltd. – HKEX R Bull CBBC Sep 2018 F	2017/10/31	2017/11/01
66696	Goldman Sachs SP (Asia) – HSI R Bull CBBC Apr 2019 P	2017/10/31	2017/11/01
65159	UBS AG – BOCL R Bull CBBC Aug 2018 B	2017/10/31	2017/11/01
66240	HK Bank – CUni R Bull CBBC Aug 2018 E	2017/10/31	2017/11/01
66745	Credit Suisse AG – HSI R Bull CBBC May 2018 E	2017/10/31	2017/11/01
65500	SG Issuer – Sands R Bull CBBC Aug 2018 B	2017/10/31	2017/11/01
66841	J P Morgan SP BV – HSI R Bull CBBC Dec 2018 D	2017/10/31	2017/11/01
66768	SG Issuer – HSI R Bull CBBC Aug 2019 B	2017/10/31	2017/11/01
66635	SG Issuer – HSI R Bull CBBC Mar 2019 B	2017/10/31	2017/11/01
66847	BNP Paribas Issuance B.V. – Tencent R Bear CBBC Apr 2018 V	2017/10/31	2017/11/01
65958	HK Bank – CNOOC R Bear CBBC Apr 2018 A	2017/10/31	2017/11/01
66715	HK Bank – HSI R Bull CBBC Jul 2018 K	2017/10/31	2017/11/01
66680	Credit Suisse AG – CCB R Bull CBBC Sep 2018 O	2017/10/31	2017/11/01
66615	UBS AG – HSI R Bull CBBC Apr 2019 I	2017/10/31	2017/11/01
66870	Goldman Sachs SP (Asia) – HSI R Bull CBBC Apr 2019 U	2017/10/31	2017/11/01
61093	HK Bank – BOCL R Bull CBBC Aug 2018 G	2017/11/01	2017/11/02
61318	Credit Suisse AG – Ping An R Bear CBBC Apr 2018 B	2017/11/01	2017/11/02
66512	HK Bank – Tencent R Bear CBBC Aug 2018 K	2017/11/01	2017/11/02
67049	SG Issuer – HSI R Bear CBBC Feb 2018 I	2017/11/01	2017/11/02
67048	SG Issuer – HSI R Bear CBBC Feb 2018 M	2017/11/01	2017/11/02
67045	J P Morgan SP BV – HSI R Bear CBBC Feb 2018 Z	2017/11/01	2017/11/02
67032	J P Morgan SP BV – Tencent R Bull CBBC Feb 2018 O	2017/11/01	2017/11/02
67029	J P Morgan SP BV – HSI R Bull CBBC Sep 2019 R	2017/11/01	2017/11/02
68680	Haitong Int'l Sec – China Mobile R Bull CBBC Nov 2017 A	2017/11/01	2017/11/03
62594	UBS AG – Tencent R Bear CBBC Jan 2018 J	2017/11/01	2017/11/02
64045	BNP Paribas Issuance B.V. – Tencent R Bear CBBC Apr 2018 L	2017/11/01	2017/11/02
66061	Goldman Sachs SP (Asia) – Ping An R Bear CBBC Aug 2018 B	2017/11/01	2017/11/02
68189	Haitong Int'l Sec – Tencent R Bear CBBC Apr 2018 H	2017/11/01	2017/11/02
67019	UBS AG – Tencent R Bull CBBC Mar 2018 I	2017/11/01	2017/11/02
66066	SG Issuer – PICC P&C R Bear CBBC Apr 2018 A	2017/11/01	2017/11/02
62697	J P Morgan SP BV – Tencent R Bear CBBC Mar 2018 H	2017/11/01	2017/11/02
67960	Macquarie Bank Ltd. – Tencent R Bear CBBC Apr 2018 K	2017/11/01	2017/11/02
66474	Credit Suisse AG – Galaxy Ent R Bear CBBC Jun 2018 C	2017/11/01	2017/11/02

List of expired CBBC, 2017 (continued)

Code	CBBC	Last trading date	Delisted date
66293	Goldman Sachs SP (Asia) – Tencent R Bear CBBC Apr 2018 L	2017/11/01	2017/11/02
69170	Goldman Sachs SP (Asia) – Tencent R Bear CBBC Mar 2018 D	2017/11/01	2017/11/02
66220	Goldman Sachs SP (Asia) – Tencent R Bear CBBC Mar 2018 J	2017/11/01	2017/11/02
66991	HK Bank – COVS R Bull CBBC Aug 2018 C	2017/11/01	2017/11/02
61162	J P Morgan SP BV – BOCL R Bull CBBC Aug 2018 C	2017/11/01	2017/11/02
66850	BNP Paribas Issuance B.V. – HSCEI R Bear CBBC Mar 2018 A	2017/11/01	2017/11/02
67042	Macquarie Bank Ltd. – China Life R Bear CBBC Feb 2018 A	2017/11/01	2017/11/02
66942	Goldman Sachs SP (Asia) – HSI R Bear CBBC Feb 2018 G	2017/11/01	2017/11/02
66938	J P Morgan SP BV – HSI R Bear CBBC Jan 2018 K	2017/11/01	2017/11/02
67017	UBS AG – HSI R Bull CBBC Apr 2019 L	2017/11/01	2017/11/02
66920	UBS AG – HSI R Bear CBBC Jan 2018 G	2017/11/01	2017/11/02
66996	SG Issuer – Tencent R Bull CBBC Jun 2018 K	2017/11/01	2017/11/02
62771	Credit Suisse AG – Tencent R Bear CBBC Apr 2018 E	2017/11/01	2017/11/02
60727	SG Issuer – Tencent R Bear CBBC Jun 2018 C	2017/11/01	2017/11/02
66921	Credit Suisse AG – HSI R Bear CBBC Mar 2018 P	2017/11/01	2017/11/02
66848	BNP Paribas Issuance B.V. – Tencent R Bear CBBC Apr 2018 G	2017/11/01	2017/11/02
66641	J P Morgan SP BV – Tencent R Bear CBBC Feb 2018 R	2017/11/01	2017/11/02
64165	Bank of East Asia – Tencent R Bear CBBC Jun 2018 F	2017/11/01	2017/11/02
66739	Macquarie Bank Ltd. – Tencent R Bear CBBC Apr 2018 R	2017/11/01	2017/11/02
66733	SG Issuer – Evergrande R Bull CBBC Nov 2018 B	2017/11/01	2017/11/02
67096	Macquarie Bank Ltd. – Tencent R Bear CBBC Apr 2018 G	2017/11/01	2017/11/02
64017	HK Bank – China Life R Bear CBBC Dec 2017 A	2017/11/01	2017/11/02
66916	UBS AG – HSI R Bear CBBC Feb 2018 T	2017/11/01	2017/11/02
66989	HK Bank – Tencent R Bull CBBC Oct 2018 B	2017/11/01	2017/11/02
66981	Goldman Sachs SP (Asia) – HSI R Bear CBBC Feb 2018 I	2017/11/01	2017/11/02
67001	SG Issuer – HSI R Bull CBBC Aug 2019 C	2017/11/01	2017/11/02
67012	UBS AG – HSI R Bear CBBC Feb 2018 U	2017/11/01	2017/11/02
67004	Credit Suisse AG – HSI R Bull CBBC Mar 2018 S	2017/11/01	2017/11/02
66992	Goldman Sachs SP (Asia) – Tencent R Bull CBBC Mar 2018 X	2017/11/01	2017/11/02
67003	Credit Suisse AG – HSI R Bear CBBC Mar 2018 Q	2017/11/01	2017/11/02
67047	Macquarie Bank Ltd. – China Life R Bear CBBC Feb 2018 B	2017/11/01	2017/11/02
62302	SG Issuer – Tencent R Bear CBBC Oct 2018 A	2017/11/02	2017/11/03
69674	Goldman Sachs SP (Asia) – Tencent R Bear CBBC Apr 2018 H	2017/11/02	2017/11/03
66386	BNP Paribas Issuance B.V. – HSBC R Bull CBBC Aug 2018 I	2017/11/02	2017/11/03
64474	Macquarie Bank Ltd. – Ping An R Bear CBBC Sep 2018 A	2017/11/02	2017/11/03
63955	HK Bank – PetCh R Bear CBBC Mar 2018 B	2017/11/02	2017/11/03
62794	HK Bank – Tencent R Bear CBBC Jul 2018 I	2017/11/02	2017/11/03
66720	Credit Suisse AG – Tencent R Bear CBBC Jun 2018 C	2017/11/02	2017/11/03
64375	Credit Suisse AG – Ping An R Bear CBBC Apr 2018 F	2017/11/02	2017/11/03
64967	UBS AG – HSBC R Bull CBBC Jul 2018 D	2017/11/02	2017/11/03
67098	Macquarie Bank Ltd. – Tencent R Bear CBBC Apr 2018 H	2017/11/02	2017/11/03
62956	J P Morgan SP BV – Tencent R Bear CBBC Dec 2017 F	2017/11/02	2017/11/03
66717	HK Bank – HKEX R Bear CBBC Jul 2018 G	2017/11/02	2017/11/03
68708	Haitong Int'l Sec – China Life R Bull CBBC Nov 2017 A	2017/11/02	2017/11/06
66530	SG Issuer – HSBC R Bull CBBC Apr 2018 J	2017/11/02	2017/11/03
67069	HK Bank – CM Bank R Bull CBBC Aug 2018 D	2017/11/02	2017/11/03
60926	Credit Suisse AG – CNOOC R Bear CBBC Mar 2018 B	2017/11/02	2017/11/03
67101	UBS AG – HSI R Bear CBBC Feb 2018 W	2017/11/02	2017/11/03
67103	SG Issuer – HSI R Bear CBBC Mar 2018 Z	2017/11/02	2017/11/03
63167	Credit Suisse AG – Tencent R Bear CBBC Apr 2018 H	2017/11/02	2017/11/03
66956	SG Issuer – HKEX R Bear CBBC Jun 2018 F	2017/11/02	2017/11/03
67119	J P Morgan SP BV – HSI R Bear CBBC Feb 2018 B	2017/11/02	2017/11/03
67121	Goldman Sachs SP (Asia) – HSI R Bear CBBC Mar 2018 I	2017/11/02	2017/11/03
67087	Credit Suisse AG – HSI R Bear CBBC Apr 2018 G	2017/11/02	2017/11/03
67073	HK Bank – Galaxy Ent R Bear CBBC Jun 2018 C	2017/11/02	2017/11/03
66439	Macquarie Bank Ltd. – HKEX R Bear CBBC Sep 2018 D	2017/11/02	2017/11/03
67068	HK Bank – HSI R Bear CBBC Apr 2018 E	2017/11/02	2017/11/03
67060	BNP Paribas Issuance B.V. – HSI R Bear CBBC Mar 2018 Y	2017/11/02	2017/11/03
60083	Credit Suisse AG – Tencent R Bear CBBC Mar 2018 C	2017/11/02	2017/11/03
60802	Credit Suisse AG – HSBC R Bull CBBC Jul 2018 G	2017/11/02	2017/11/03
67246	SG Issuer – CCB R Bull CBBC Aug 2018 K	2017/11/03	2017/11/06
63777	Credit Suisse AG – BOCL R Bull CBBC Sep 2018 A	2017/11/03	2017/11/06
68654	Haitong Int'l Sec – COVS R Bull CBBC Nov 2017 A	2017/11/03	2017/11/07
67611	HK Bank – Tencent R Bear CBBC Jul 2018 J	2017/11/03	2017/11/06
66917	J P Morgan SP BV – Tencent R Bear CBBC Jul 2018 F	2017/11/03	2017/11/06
68625	BNP Paribas Issuance B.V. – Tencent R Bear CBBC Apr 2018 P	2017/11/03	2017/11/06
60656	UBS AG – Tencent R Bull CBBC Nov 2017 I	2017/11/03	2017/11/07
63998	Haitong Int'l Sec – HKEX R Bull CBBC Nov 2017 A	2017/11/03	2017/11/07
67175	Credit Suisse AG – HSI R Bear CBBC May 2018 E	2017/11/03	2017/11/06
69444	Macquarie Bank Ltd. – Tencent R Bear CBBC Apr 2018 L	2017/11/03	2017/11/06
65484	HK Bank – Galaxy Ent R Bull CBBC Nov 2017 A	2017/11/03	2017/11/07
67259	SG Issuer – ICBC R Bull CBBC Aug 2018 J	2017/11/03	2017/11/06
67258	SG Issuer – HSBC R Bull CBBC Jun 2018 H	2017/11/03	2017/11/06
68594	UBS AG – Tencent R Bull CBBC Nov 2017 H	2017/11/03	2017/11/07
67134	Goldman Sachs SP (Asia) – HSI R Bear CBBC Mar 2018 K	2017/11/03	2017/11/06
67136	Goldman Sachs SP (Asia) – HSI R Bear CBBC Mar 2018 H	2017/11/03	2017/11/06
67166	UBS AG – HSI R Bear CBBC Feb 2018 X	2017/11/03	2017/11/06
66946	Goldman Sachs SP (Asia) – HSI R Bear CBBC Feb 2018 H	2017/11/03	2017/11/06
67174	Credit Suisse AG – HSI R Bear CBBC Apr 2018 H	2017/11/03	2017/11/06
67261	SG Issuer – ICBC R Bull CBBC Sep 2018 D	2017/11/03	2017/11/06
67177	Credit Suisse AG – HSBC R Bull CBBC Jul 2018 H	2017/11/03	2017/11/06
66186	HK Bank – CNOOC R Bear CBBC Nov 2017 A	2017/11/03	2017/11/07
67180	Credit Suisse AG – CCB R Bull CBBC Sep 2018 P	2017/11/03	2017/11/06
67186	Credit Suisse AG – ICBC R Bull CBBC Sep 2018 N	2017/11/03	2017/11/06
67206	SG Issuer – HSI R Bear CBBC Feb 2018 O	2017/11/03	2017/11/06
67207	SG Issuer – HSI R Bear CBBC Apr 2018 C	2017/11/03	2017/11/06
61313	Credit Suisse AG – Tencent R Bear CBBC Mar 2018 F	2017/11/03	2017/11/06

List of expired CBBC, 2017 (continued)

Code	CBBC	Last trading date	Delisted date
67214	J P Morgan SP BV – HSI R Bear CBBC Feb 2018 A	2017/11/03	2017/11/06
67171	UBS AG – HSI R Bear CBBC Mar 2018 F	2017/11/03	2017/11/06
63836	HK Bank – Ping An R Bull CBBC Nov 2017 B	2017/11/03	2017/11/07
67271	Goldman Sachs SP (Asia) – CSOP A50 ETF R Bull CBBC Sep 2018A	2017/11/03	2017/11/06
62505	SG Issuer – Tencent R Bear CBBC Sep 2018 B	2017/11/06	2017/11/07
66646	J P Morgan SP BV – CC Bank R Bull CBBC Aug 2018 G	2017/11/06	2017/11/07
66911	J P Morgan SP BV – HSBC R Bull CBBC Jun 2018 C	2017/11/06	2017/11/07
67465	J P Morgan SP BV – Tencent R Bear CBBC Feb 2018 M	2017/11/06	2017/11/07
67139	HK Bank – HSI R Bull CBBC Jul 2018 L	2017/11/06	2017/11/07
67164	SG Issuer – CMob R Bull CBBC Dec 2018 C	2017/11/06	2017/11/07
66577	HK Bank – HSCEI R Bull CBBC Jul 2018 C	2017/11/06	2017/11/07
66570	HK Bank – Evergrande R Bull CBBC Sep 2018 C	2017/11/06	2017/11/07
67172	UBS AG – HSI R Bull CBBC Nov 2018 U	2017/11/06	2017/11/07
61567	Goldman Sachs SP (Asia) – Tencent R Bear CBBC Feb 2018 D	2017/11/06	2017/11/07
67112	J P Morgan SP BV – HSI R Bull CBBC Sep 2019 S	2017/11/06	2017/11/07
66458	Credit Suisse AG – HSBC R Bull CBBC Jul 2018 D	2017/11/06	2017/11/07
67099	UBS AG – HSI R Bull CBBC Oct 2018 S	2017/11/06	2017/11/07
64121	UBS AG – Tencent R Bear CBBC Feb 2018 E	2017/11/06	2017/11/07
64114	SG Issuer – CCB R Bull CBBC Oct 2018 B	2017/11/06	2017/11/07
67190	Credit Suisse AG – HSI R Bull CBBC May 2018 H	2017/11/06	2017/11/07
60384	HK Bank – Great Wall Motor R Bull CBBC Jul 2018 D	2017/11/06	2017/11/07
63695	SG Issuer – BOCL R Bull CBBC Aug 2018 C	2017/11/06	2017/11/07
67210	SG Issuer – HSI R Bull CBBC Jul 2019 R	2017/11/06	2017/11/07
63792	Credit Suisse AG – Tencent R Bear CBBC Apr 2018 I	2017/11/06	2017/11/07
67213	SG Issuer – HSI R Bull CBBC Jul 2019 S	2017/11/06	2017/11/07
63546	J P Morgan SP BV – Tencent R Bear CBBC Mar 2018 K	2017/11/06	2017/11/07
64852	BNP Paribas Issuance B.V. – Tencent R Bear CBBC Apr 2018 N	2017/11/06	2017/11/07
67123	Goldman Sachs SP (Asia) – HSI R Bull CBBC Mar 2019 L	2017/11/06	2017/11/07
66700	Goldman Sachs SP (Asia) – HSI R Bull CBBC Apr 2019 Q	2017/11/06	2017/11/07
66731	HK Bank – CC Bank R Bull CBBC Aug 2018 J	2017/11/06	2017/11/07
64546	Credit Suisse AG – Tencent R Bear CBBC Jul 2018 B	2017/11/06	2017/11/07
62311	SG Issuer – Tencent R Bear CBBC Nov 2018 A	2017/11/06	2017/11/07
60927	SG Issuer – CKH R Bull CBBC Jun 2018 A	2017/11/06	2017/11/07
69504	J P Morgan SP BV – Tencent R Bear CBBC Jan 2018 J	2017/11/06	2017/11/07
62255	Haitong Int'l Sec – Great Wall Motor R Bull CBBC Jul 2018 A	2017/11/06	2017/11/07
67230	Goldman Sachs SP (Asia) – HSI R Bull CBBC Apr 2019 W	2017/11/06	2017/11/07
62230	Haitong Int'l Sec – BOCL R Bull CBBC Jul 2018 B	2017/11/06	2017/11/07
67111	J P Morgan SP BV – HSI R Bull CBBC Dec 2018 I	2017/11/06	2017/11/07
67348	HK Bank – Tencent R Bear CBBC Aug 2018 G	2017/11/06	2017/11/07
67050	SG Issuer – HSI R Bull CBBC Mar 2019 J	2017/11/06	2017/11/07
66674	Credit Suisse AG – HSI R Bull CBBC Sep 2018 B	2017/11/06	2017/11/07
67218	J P Morgan SP BV – HSI R Bull CBBC Dec 2018 J	2017/11/06	2017/11/07
60723	Goldman Sachs SP (Asia) – Tencent R Bear CBBC Apr 2018 J	2017/11/06	2017/11/07
67052	BNP Paribas Issuance B.V. – HSI R Bull CBBC Nov 2018 H	2017/11/06	2017/11/07
67056	BNP Paribas Issuance B.V. – HSI R Bull CBBC Nov 2018 I	2017/11/06	2017/11/07
67086	Credit Suisse AG – HSI R Bull CBBC Dec 2018 G	2017/11/06	2017/11/07
67366	Bank of East Asia – Tencent R Bear CBBC Jul 2018 C	2017/11/06	2017/11/07
67097	UBS AG – HSI R Bull CBBC Dec 2018 U	2017/11/06	2017/11/07
62362	Credit Suisse AG – Tencent R Bear CBBC Apr 2018 A	2017/11/06	2017/11/07
66935	SG Issuer – HSBC R Bull CBBC Jun 2018 G	2017/11/06	2017/11/07
69305	HK Bank – Tencent R Bear CBBC Jul 2018 K	2017/11/06	2017/11/07
67357	Goldman Sachs SP (Asia) – HSCEI R Bull CBBC Nov 2018 C	2017/11/06	2017/11/07
67320	UBS AG – HSI R Bear CBBC Feb 2018 Y	2017/11/06	2017/11/07
67321	UBS AG – HSI R Bear CBBC Feb 2018 Z	2017/11/06	2017/11/07
67326	UBS AG – HSI R Bull CBBC Oct 2018 V	2017/11/06	2017/11/07
67227	J P Morgan SP BV – ICBC R Bull CBBC Sep 2018 C	2017/11/06	2017/11/07
67228	Goldman Sachs SP (Asia) – HSI R Bull CBBC Apr 2019 V	2017/11/06	2017/11/07
67382	SG Issuer – HSI R Bull CBBC Apr 2019 L	2017/11/06	2017/11/07
67330	Credit Suisse AG – HSI R Bear CBBC May 2018 F	2017/11/06	2017/11/07
67336	Credit Suisse AG – CM Bank R Bull CBBC Nov 2018 D	2017/11/06	2017/11/07
67343	Credit Suisse AG – HSI R Bear CBBC Mar 2018 R	2017/11/06	2017/11/07
67267	Goldman Sachs SP (Asia) – HKEX R Bull CBBC Jun 2018 L	2017/11/06	2017/11/07
67296	HK Bank – China Mobile R Bull CBBC Sep 2018 A	2017/11/06	2017/11/07
67355	Goldman Sachs SP (Asia) – HSI R Bear CBBC Feb 2018 J	2017/11/06	2017/11/07
67327	Credit Suisse AG – HSI R Bull CBBC Dec 2018 H	2017/11/06	2017/11/07
67360	J P Morgan SP BV – HSI R Bear CBBC Feb 2018 D	2017/11/06	2017/11/07
67362	J P Morgan SP BV – HSI R Bull CBBC Sep 2019 T	2017/11/06	2017/11/07
67369	J P Morgan SP BV – HSI R Bear CBBC Feb 2018 F	2017/11/06	2017/11/07
68613	Goldman Sachs SP (Asia) – Tencent R Bear CBBC Apr 2018 F	2017/11/06	2017/11/07
67371	SG Issuer – HSI R Bear CBBC Feb 2018 P	2017/11/06	2017/11/07
67377	SG Issuer – HSI R Bear CBBC Feb 2018 Q	2017/11/06	2017/11/07
67381	SG Issuer – HSI R Bear CBBC Apr 2018 D	2017/11/06	2017/11/07
68627	BNP Paribas Issuance B.V. – Tencent R Bear CBBC Apr 2018 E	2017/11/06	2017/11/07
67388	Goldman Sachs SP (Asia) – HSI R Bear CBBC Feb 2018 L	2017/11/06	2017/11/07
67397	J P Morgan SP BV – HSBC R Bull CBBC Nov 2018 B	2017/11/06	2017/11/07
67417	Goldman Sachs SP (Asia) – HSBC R Bull CBBC Sep 2018 B	2017/11/06	2017/11/07
67347	Goldman Sachs SP (Asia) – HSI R Bull CBBC Mar 2018 Q	2017/11/06	2017/11/07
67276	HK Bank – HKEX R Bull CBBC Sep 2018 E	2017/11/06	2017/11/07
61315	Credit Suisse AG – Tencent R Bear CBBC Mar 2018 G	2017/11/06	2017/11/07
67289	HK Bank – HSI R Bear CBBC Apr 2018 F	2017/11/06	2017/11/07
67281	HK Bank – Geely Auto R Bull CBBC Sep 2018 D	2017/11/06	2017/11/07
68918	Haitong Int'l Sec – Tencent R Bear CBBC Apr 2018 I	2017/11/06	2017/11/07
67273	BNP Paribas Issuance B.V. – HSI R Bear CBBC Mar 2018 Z	2017/11/06	2017/11/07
67274	BNP Paribas Issuance B.V. – HSI R Bear CBBC Mar 2018 K	2017/11/06	2017/11/07
63658	UBS AG – HSI R Bear CBBC Feb 2018 L	2017/11/07	2017/11/08
66273	Credit Suisse AG – HSI R Bear CBBC Feb 2018 W	2017/11/07	2017/11/08
62859	Macquarie Bank Ltd. – HSI R Bear CBBC Sep 2018 I	2017/11/07	2017/11/08

List of expired CBBC, 2017 (continued)

Code	CBBC	Last trading date	Delisted date
61613	Macquarie Bank Ltd. – HSI R Bear CBBC Aug 2018 S	2017/11/07	2017/11/08
60995	J P Morgan SP BV – HSI R Bear CBBC Feb 2018 K	2017/11/07	2017/11/08
60353	BNP Paribas Issuance B.V. – HSI R Bear CBBC Mar 2018 G	2017/11/07	2017/11/08
69554	HK Bank – HSI R Bear CBBC Jul 2018 K	2017/11/07	2017/11/08
66764	SG Issuer – HSI R Bear CBBC Feb 2018 L	2017/11/07	2017/11/08
64953	UBS AG – HSI R Bear CBBC Jan 2018 K	2017/11/07	2017/11/08
60306	UBS AG – HSI R Bear CBBC Nov 2017 J	2017/11/07	2017/11/08
62330	UBS AG – HSI R Bear CBBC Dec 2017 I	2017/11/07	2017/11/08
64817	HK Bank – Ping An R Bear CBBC Apr 2018 B	2017/11/07	2017/11/08
67011	Credit Suisse AG – Galaxy Ent R Bear CBBC Jun 2018 D	2017/11/07	2017/11/08
67283	Credit Suisse AG – HSI R Bear CBBC Dec 2017 R	2017/11/07	2017/11/08
61769	J P Morgan SP BV – HSI R Bear CBBC Nov 2017 O	2017/11/07	2017/11/08
66234	Goldman Sachs SP (Asia) – HSI R Bear CBBC Feb 2018 D	2017/11/07	2017/11/08
65934	Credit Suisse AG – HSI R Bear CBBC Apr 2018 E	2017/11/07	2017/11/08
66387	Credit Suisse AG – HSI R Bear CBBC Dec 2017 I	2017/11/07	2017/11/08
66071	SG Issuer – HSI R Bear CBBC Feb 2018 A	2017/11/07	2017/11/08
65021	Goldman Sachs SP (Asia) – HKEX R Bear CBBC Feb 2018 C	2017/11/07	2017/11/08
61271	SG Issuer – HSI R Bear CBBC Dec 2017 Z	2017/11/07	2017/11/08
66765	UBS AG – HSI R Bear CBBC Nov 2017 A	2017/11/07	2017/11/08
62939	SG Issuer – Tencent R Bear CBBC Oct 2018 B	2017/11/07	2017/11/08
61333	Credit Suisse AG – HSI R Bear CBBC Nov 2017 X	2017/11/07	2017/11/08
66086	Goldman Sachs SP (Asia) – Tencent R Bear CBBC Mar 2018 I	2017/11/07	2017/11/08
66271	UBS AG – HSI R Bear CBBC Jan 2018 O	2017/11/07	2017/11/08
66236	HK Bank – HSI R Bear CBBC Apr 2018 W	2017/11/07	2017/11/08
64089	Credit Suisse AG – Tencent R Bear CBBC Aug 2018 A	2017/11/07	2017/11/08
64507	HK Bank – Tencent R Bear CBBC Jul 2018 M	2017/11/07	2017/11/08
60745	SG Issuer – HSI R Bear CBBC Nov 2017 E	2017/11/07	2017/11/08
66156	Credit Suisse AG – HSI R Bear CBBC Jan 2018 N	2017/11/07	2017/11/08
64807	Goldman Sachs SP (Asia) – Tencent R Bear CBBC Feb 2018 F	2017/11/07	2017/11/08
61332	Credit Suisse AG – HSI R Bear CBBC Nov 2017 C	2017/11/07	2017/11/08
63999	Haitong Int'l Sec – ICBC R Bull CBBC Nov 2017 A	2017/11/07	2017/11/09
60017	J P Morgan SP BV – HSI R Bear CBBC Feb 2018 I	2017/11/07	2017/11/08
62532	Macquarie Bank Ltd. – HSI R Bear CBBC Sep 2018 D	2017/11/07	2017/11/08
61494	UBS AG – HSI R Bear CBBC Feb 2018 D	2017/11/07	2017/11/08
69641	J P Morgan SP BV – HSI R Bear CBBC Feb 2018 H	2017/11/07	2017/11/08
61782	HK Bank – Tencent R Bear CBBC Aug 2018 I	2017/11/07	2017/11/08
66182	J P Morgan SP BV – HSI R Bear CBBC Jan 2018 Q	2017/11/07	2017/11/08
61583	Macquarie Bank Ltd. – HSI R Bear CBBC Aug 2018 R	2017/11/07	2017/11/08
62928	HK Bank – HSI R Bear CBBC Sep 2018 A	2017/11/07	2017/11/08
66147	UBS AG – HSI R Bear CBBC Feb 2018 S	2017/11/07	2017/11/08
62406	SG Issuer – HSI R Bear CBBC Feb 2018 E	2017/11/07	2017/11/08
62020	UBS AG – Tencent R Bear CBBC Jun 2018 A	2017/11/07	2017/11/08
60063	Credit Suisse AG – HSI R Bear CBBC Dec 2017 C	2017/11/07	2017/11/08
67013	UBS AG – HSI R Bear CBBC Feb 2018 V	2017/11/07	2017/11/08
67331	Credit Suisse AG – Geely Auto R Bear CBBC Apr 2018 K	2017/11/07	2017/11/08
64902	Goldman Sachs SP (Asia) – HSI R Bear CBBC Jan 2018 J	2017/11/07	2017/11/08
66195	SG Issuer – HSI R Bear CBBC Jan 2018 Q	2017/11/07	2017/11/08
66336	HK Bank – HSI R Bear CBBC Apr 2018 X	2017/11/07	2017/11/08
62858	Macquarie Bank Ltd. – HSI R Bear CBBC Sep 2018 H	2017/11/07	2017/11/08
64011	Credit Suisse AG – Tencent R Bear CBBC Jun 2018 A	2017/11/07	2017/11/08
62369	Credit Suisse AG – Tencent R Bear CBBC Apr 2018 B	2017/11/07	2017/11/08
64903	Goldman Sachs SP (Asia) – HSI R Bear CBBC Jan 2018 K	2017/11/07	2017/11/08
69819	HK Bank – HSI R Bear CBBC Jul 2018 L	2017/11/07	2017/11/08
66601	UBS AG – HSI R Bear CBBC Jan 2018 W	2017/11/07	2017/11/08
68394	Goldman Sachs SP (Asia) – HSI R Bear CBBC Nov 2017 V	2017/11/07	2017/11/08
67446	Credit Suisse AG – HSI R Bear CBBC May 2018 G	2017/11/07	2017/11/08
61757	HK Bank – PetCh R Bear CBBC Jul 2018 A	2017/11/07	2017/11/08
67453	UBS AG – HSI R Bear CBBC Mar 2018 G	2017/11/07	2017/11/08
67872	J P Morgan SP BV – HSI R Bear CBBC Jan 2018 O	2017/11/07	2017/11/08
67454	UBS AG – HSI R Bear CBBC Feb 2018 B	2017/11/07	2017/11/08
67455	SG Issuer – HSI R Bear CBBC Feb 2018 R	2017/11/07	2017/11/08
67456	SG Issuer – HSI R Bear CBBC Mar 2018 A	2017/11/07	2017/11/08
68223	Goldman Sachs SP (Asia) – HSI R Bear CBBC Nov 2017 M	2017/11/07	2017/11/08
67460	SG Issuer – HSI R Bear CBBC Mar 2018 B	2017/11/07	2017/11/08
68423	Credit Suisse AG – HKEX R Bull CBBC Nov 2017 D	2017/11/07	2017/11/09
65713	Goldman Sachs SP (Asia) – HSI R Bear CBBC Feb 2018 B	2017/11/07	2017/11/08
67353	HK Bank – Tencent R Bear CBBC Aug 2018 H	2017/11/07	2017/11/08
67439	Credit Suisse AG – HSI R Bear CBBC Apr 2018 J	2017/11/07	2017/11/08
66973	HK Bank – HSI R Bear CBBC Oct 2018 A	2017/11/07	2017/11/08
68233	Goldman Sachs SP (Asia) – HSI R Bear CBBC Nov 2017 Q	2017/11/07	2017/11/08
62044	Credit Suisse AG – HSI R Bear CBBC Jan 2018 G	2017/11/07	2017/11/08
68444	BNP Paribas Issuance B.V. – HSI R Bear CBBC Feb 2018 Z	2017/11/07	2017/11/08
68449	BNP Paribas Issuance B.V. – HSI R Bear CBBC Mar 2018 A	2017/11/07	2017/11/08
67470	Goldman Sachs SP (Asia) – HSI R Bear CBBC Mar 2018 M	2017/11/07	2017/11/08
67472	Goldman Sachs SP (Asia) – Tencent R Bear CBBC Mar 2018 L	2017/11/07	2017/11/08
65992	J P Morgan SP BV – HSI R Bear CBBC Jan 2018 E	2017/11/07	2017/11/08
67484	J P Morgan SP BV – HSI R Bear CBBC Feb 2018 G	2017/11/07	2017/11/08
65726	BNP Paribas Issuance B.V. – HSI R Bear CBBC Mar 2018 D	2017/11/07	2017/11/08
67486	J P Morgan SP BV – HSI R Bear CBBC Mar 2018 A	2017/11/07	2017/11/08
67489	J P Morgan SP BV – HSI R Bear CBBC Apr 2018 A	2017/11/07	2017/11/08
68286	UBS AG – Tencent R Bear CBBC Apr 2018 B	2017/11/07	2017/11/08
63903	HK Bank – CNOOC R Bear CBBC Nov 2017 B	2017/11/07	2017/11/08
67686	SG Issuer – Tencent R Bear CBBC Aug 2018 C	2017/11/07	2017/11/08
67438	Credit Suisse AG – HSI R Bear CBBC Apr 2018 I	2017/11/07	2017/11/08
67428	HK Bank – Evergrande R Bull CBBC Sep 2018 D	2017/11/07	2017/11/08
64906	UBS AG – HSI R Bear CBBC Dec 2017 Q	2017/11/07	2017/11/08
66063	SG Issuer – HSI R Bear CBBC Jan 2018 K	2017/11/07	2017/11/08

List of expired CBBC, 2017 (continued)

Code	CBBC	Last trading date	Delisted date
61871	SG Issuer – HSI R Bear CBBC Jan 2018 I	2017/11/07	2017/11/08
61273	SG Issuer – HSI R Bear CBBC Dec 2017 B	2017/11/07	2017/11/08
67423	HK Bank – HSI R Bear CBBC Apr 2018 A	2017/11/07	2017/11/08
67430	BNP Paribas Issuance B.V. – HSI R Bear CBBC Mar 2018 T	2017/11/07	2017/11/08
67406	SG Issuer – HSI R Bear CBBC Dec 2017 H	2017/11/07	2017/11/08
67612	BNP Paribas Issuance B.V. – Tencent R Bear CBBC Apr 2018 D	2017/11/08	2017/11/09
60556	Credit Suisse AG – HSI R Bear CBBC Dec 2017 B	2017/11/08	2017/11/09
67587	BNP Paribas Issuance B.V. – Tencent R Bear CBBC Apr 2018 J	2017/11/08	2017/11/09
68677	Macquarie Bank Ltd. – HKEX R Bear CBBC Mar 2018 B	2017/11/08	2017/11/09
67602	BNP Paribas Issuance B.V. – Tencent R Bear CBBC Apr 2018 T	2017/11/08	2017/11/09
67576	Bank of East Asia – China Mobile R Bull CBBC Aug 2018 C	2017/11/08	2017/11/09
67606	BNP Paribas Issuance B.V. – Tencent R Bear CBBC Apr 2018 B	2017/11/08	2017/11/09
65715	Goldman Sachs SP (Asia) – HSI R Bear CBBC Feb 2018 C	2017/11/08	2017/11/09
67509	BNP Paribas Issuance B.V. – Tencent R Bear CBBC Apr 2018 O	2017/11/08	2017/11/09
64090	Credit Suisse AG – Tencent R Bear CBBC Sep 2018 A	2017/11/08	2017/11/09
67615	UBS AG – HSI R Bear CBBC Mar 2018 H	2017/11/08	2017/11/09
62015	Credit Suisse AG – HKEX R Bear CBBC Mar 2018 G	2017/11/08	2017/11/09
60805	BNP Paribas Issuance B.V. – HSI R Bear CBBC Mar 2018 M	2017/11/08	2017/11/09
67604	BNP Paribas Issuance B.V. – Tencent R Bear CBBC Apr 2018 U	2017/11/08	2017/11/09
61770	J P Morgan SP BV – HSI R Bear CBBC Dec 2017 J	2017/11/08	2017/11/09
67515	BNP Paribas Issuance B.V. – HSCEI R Bear CBBC Mar 2018 C	2017/11/08	2017/11/09
67506	Goldman Sachs SP (Asia) – HSI R Bear CBBC Mar 2018 L	2017/11/08	2017/11/09
61278	SG Issuer – HSI R Bear CBBC Jan 2018 G	2017/11/08	2017/11/09
67014	UBS AG – HSI R Bear CBBC Mar 2018 E	2017/11/08	2017/11/09
67871	J P Morgan SP BV – Tencent R Bear CBBC Mar 2018 L	2017/11/08	2017/11/09
67865	J P Morgan SP BV – HSI R Bear CBBC Feb 2018 Z	2017/11/08	2017/11/09
69826	HK Bank – HSI R Bear CBBC Jul 2018 M	2017/11/08	2017/11/09
69680	Credit Suisse AG – AIA R Bull CBBC Nov 2017 A	2017/11/08	2017/11/10
61334	Credit Suisse AG – HSI R Bear CBBC Nov 2017 Z	2017/11/08	2017/11/09
67651	Credit Suisse AG – China Life R Bull CBBC Apr 2018 B	2017/11/08	2017/11/09
66955	SG Issuer – HKEX R Bear CBBC May 2018 D	2017/11/08	2017/11/09
67561	HK Bank – HSI R Bear CBBC Apr 2018 I	2017/11/08	2017/11/09
66313	HK Bank – Sunny Optical R Bear CBBC Apr 2018 A	2017/11/08	2017/11/09
67563	Goldman Sachs SP (Asia) – HSI R Bear CBBC Mar 2018 N	2017/11/08	2017/11/09
62537	Macquarie Bank Ltd. – HSI R Bear CBBC Sep 2018 E	2017/11/08	2017/11/09
67567	Goldman Sachs SP (Asia) – Tencent R Bear CBBC Mar 2018 M	2017/11/08	2017/11/09
69066	J P Morgan SP BV – HKEX R Bear CBBC Apr 2018 B	2017/11/08	2017/11/09
66335	HK Bank – HKEX R Bear CBBC Jun 2018 B	2017/11/08	2017/11/09
66283	Credit Suisse AG – Sunny Optical R Bear CBBC Mar 2018 A	2017/11/08	2017/11/09
67786	SG Issuer – Sands R Bull CBBC Sep 2018 C	2017/11/08	2017/11/09
67619	UBS AG – HSI R Bear CBBC Mar 2018 I	2017/11/08	2017/11/09
61672	UBS AG – HSI R Bear CBBC Nov 2017 W	2017/11/08	2017/11/09
67618	UBS AG – HSI R Bear CBBC Feb 2018 J	2017/11/08	2017/11/09
68030	HK Bank – HKEX R Bear CBBC Jul 2018 B	2017/11/08	2017/11/09
67709	Goldman Sachs SP (Asia) – HSI R Bear CBBC Mar 2018 O	2017/11/08	2017/11/09
61000	J P Morgan SP BV – HSI R Bear CBBC Feb 2018 M	2017/11/08	2017/11/09
67713	Goldman Sachs SP (Asia) – HSI R Bear CBBC Mar 2018 R	2017/11/08	2017/11/09
62390	Macquarie Bank Ltd. – Great Wall Motor R Bull CBBC Aug 2018A	2017/11/08	2017/11/09
67143	HK Bank – Geely Auto R Bear CBBC Apr 2018 G	2017/11/08	2017/11/09
61907	Goldman Sachs SP (Asia) – HSI R Bear CBBC Dec 2017 K	2017/11/08	2017/11/09
67434	Bank of East Asia – HSBC Holdings R Bull CBBC May 2018 C	2017/11/08	2017/11/09
65739	Bank of East Asia – China Res Land R Bull CBBC Nov 2017 A	2017/11/08	2017/11/10
61324	Credit Suisse AG – Ping An R Bear CBBC Apr 2018 C	2017/11/08	2017/11/09
62861	Macquarie Bank Ltd. – HSI R Bear CBBC Sep 2018 J	2017/11/08	2017/11/09
67710	Goldman Sachs SP (Asia) – HSI R Bear CBBC Mar 2018 P	2017/11/08	2017/11/09
67629	Credit Suisse AG – CCB R Bull CBBC Sep 2018 Q	2017/11/08	2017/11/09
62622	SG Issuer – HSI R Bear CBBC Nov 2017 M	2017/11/08	2017/11/09
67620	UBS AG – HSI R Bear CBBC Feb 2018 O	2017/11/08	2017/11/09
67621	Credit Suisse AG – HSI R Bear CBBC Apr 2018 K	2017/11/08	2017/11/09
67623	Credit Suisse AG – HSI R Bear CBBC May 2018 H	2017/11/08	2017/11/09
67676	SG Issuer – HSI R Bear CBBC Apr 2018 E	2017/11/08	2017/11/09
68398	SG Issuer – HKEX R Bear CBBC May 2018 A	2017/11/08	2017/11/09
67746	SG Issuer – China Life R Bull CBBC May 2018 J	2017/11/08	2017/11/09
67826	Goldman Sachs SP (Asia) – Tencent R Bear CBBC Mar 2018 N	2017/11/08	2017/11/09
61292	Credit Suisse AG – Geely Auto R Bull CBBC Nov 2017 A	2017/11/08	2017/11/10
67835	Goldman Sachs SP (Asia) – China Life R Bull CBBC Jul 2018 A	2017/11/08	2017/11/09
67696	SG Issuer – Tencent R Bear CBBC Oct 2018 C	2017/11/08	2017/11/09
66830	Credit Suisse AG – HSI R Bear CBBC May 2018 B	2017/11/08	2017/11/09
67639	Credit Suisse AG – HSI R Bear CBBC May 2018 I	2017/11/08	2017/11/09
61185	UBS AG – HSI R Bear CBBC Dec 2017 B	2017/11/08	2017/11/09
65344	UBS AG – HSI R Bear CBBC Jan 2018 C	2017/11/09	2017/11/10
68142	Macquarie Bank Ltd. – Tencent R Bear CBBC May 2018 B	2017/11/09	2017/11/10
63582	UBS AG – HSI R Bear CBBC Jan 2018 I	2017/11/09	2017/11/10
60653	Haitong Int'l Sec – Galaxy Ent R Bull CBBC Nov 2017 A	2017/11/09	2017/11/13
65118	SG Issuer – COVS R Bull CBBC Aug 2018 B	2017/11/09	2017/11/10
60808	HK Bank – HSI R Bear CBBC Jul 2018 N	2017/11/09	2017/11/10
65854	Bank of East Asia – Galaxy Ent R Bear CBBC Aug 2018 A	2017/11/09	2017/11/10
65476	Credit Suisse AG – Galaxy Ent R Bear CBBC Jun 2018 B	2017/11/09	2017/11/10
64512	Credit Suisse AG – HSI R Bear CBBC Feb 2018 E	2017/11/09	2017/11/10
62625	SG Issuer – HSI R Bear CBBC Dec 2017 E	2017/11/09	2017/11/10
67994	Credit Suisse AG – HSBC R Bull CBBC Sep 2018 B	2017/11/09	2017/11/10
66614	UBS AG – Ping An R Bear CBBC Jun 2018 A	2017/11/09	2017/11/10
68182	Goldman Sachs SP (Asia) – Tencent R Bear CBBC Apr 2018 N	2017/11/09	2017/11/10
68143	Macquarie Bank Ltd. – Tencent R Bear CBBC May 2018 C	2017/11/09	2017/11/10
68141	Macquarie Bank Ltd. – Tencent R Bear CBBC May 2018 A	2017/11/09	2017/11/10
68089	SG Issuer – HSBC R Bull CBBC Sep 2018 K	2017/11/09	2017/11/10
68080	SG Issuer – HSI R Bear CBBC Mar 2018 D	2017/11/09	2017/11/10

List of expired CBBC, 2017 (continued)

Code	CBBC	Last trading date	Delisted date
68076	J P Morgan SP BV – HSI R Bear CBBC Feb 2018 B	2017/11/09	2017/11/10
68019	UBS AG – HSI R Bear CBBC Mar 2018 K	2017/11/09	2017/11/10
66603	UBS AG – HSI R Bear CBBC Jan 2018 X	2017/11/09	2017/11/10
68144	Goldman Sachs SP (Asia) – Tencent R Bear CBBC Apr 2018 M	2017/11/09	2017/11/10
68079	Goldman Sachs SP (Asia) – HSI R Bear CBBC Mar 2018 S	2017/11/09	2017/11/10
67989	Credit Suisse AG – HSI R Bear CBBC Apr 2018 L	2017/11/09	2017/11/10
67971	Credit Suisse AG – Sands China R Bull CBBC Nov 2018 A	2017/11/09	2017/11/10
67944	Credit Suisse AG – HSI R Bear CBBC Mar 2018 T	2017/11/09	2017/11/10
67938	Credit Suisse AG – HSI R Bear CBBC Mar 2018 S	2017/11/09	2017/11/10
65153	Bank of East Asia – CKH R Bull CBBC Nov 2017 A	2017/11/09	2017/11/13
62055	J P Morgan SP BV – HSI R Bear CBBC Jan 2018 Z	2017/11/09	2017/11/10
68783	SG Issuer – Ping An R Bear CBBC Apr 2018 A	2017/11/09	2017/11/10
61943	Credit Suisse AG – HSI R Bear CBBC Nov 2017 W	2017/11/09	2017/11/10
67492	Haitong Int'l Sec – Ping An R Bear CBBC Jun 2018 A	2017/11/09	2017/11/10
68018	UBS AG – HSI R Bear CBBC Mar 2018 J	2017/11/09	2017/11/10
60033	SG Issuer – HSI R Bear CBBC Nov 2017 Z	2017/11/09	2017/11/10
62887	Goldman Sachs SP (Asia) – HSI R Bear CBBC Mar 2018 C	2017/11/09	2017/11/10
61500	Bank of East Asia – CKA R Bull CBBC Nov 2017 A	2017/11/10	2017/11/14
61186	UBS AG – HSI R Bear CBBC Dec 2017 C	2017/11/10	2017/11/13
69090	UBS AG – Tencent R Bull CBBC Nov 2017 B	2017/11/10	2017/11/14
68500	UBS AG – HSI R Bear CBBC Feb 2018 Q	2017/11/10	2017/11/13
64538	Credit Suisse AG – Ping An R Bear CBBC Mar 2018 G	2017/11/10	2017/11/13
62191	J P Morgan SP BV – HSI R Bear CBBC Jan 2018 C	2017/11/10	2017/11/13
68501	UBS AG – HSI R Bear CBBC Feb 2018 R	2017/11/10	2017/11/13
61951	UBS AG – HKEX R Bull CBBC Nov 2017 E	2017/11/10	2017/11/14
68923	UBS AG – China Life R Bull CBBC Nov 2017 A	2017/11/10	2017/11/14
64951	SG Issuer – China Life R Bear CBBC Apr 2018 A	2017/11/10	2017/11/13
67314	Macquarie Bank Ltd. – Ping An R Bear CBBC Oct 2018 A	2017/11/10	2017/11/13
63692	Credit Suisse AG – China Life R Bear CBBC Dec 2017 A	2017/11/10	2017/11/13
68602	SG Issuer – HSI R Bear CBBC Mar 2018 G	2017/11/10	2017/11/13
65329	Goldman Sachs SP (Asia) – HSCEI R Bear CBBC Mar 2018 C	2017/11/10	2017/11/13
62867	Macquarie Bank Ltd. – HSI R Bear CBBC Sep 2018 K	2017/11/10	2017/11/13
65621	Credit Suisse AG – HKEX R Bull CBBC Nov 2017 B	2017/11/10	2017/11/14
65629	Credit Suisse AG – CSOP A50 ETF R Bear CBBC Apr 2018 A	2017/11/10	2017/11/13
67201	Credit Suisse AG – Sunny Optical R Bear CBBC Feb 2018 D	2017/11/10	2017/11/13
68518	UBS AG – Sands China R Bull CBBC Aug 2018 B	2017/11/10	2017/11/13
65055	HK Bank – Ping An R Bear CBBC May 2018 D	2017/11/10	2017/11/13
68558	J P Morgan SP BV – Tencent R Bear CBBC Mar 2018 M	2017/11/10	2017/11/13
68568	Goldman Sachs SP (Asia) – Tencent R Bear CBBC Mar 2018 O	2017/11/10	2017/11/13
61253	Goldman Sachs SP (Asia) – HSI R Bear CBBC Dec 2017 G	2017/11/10	2017/11/13
63084	UBS AG – Tencent R Bull CBBC Nov 2017 D	2017/11/10	2017/11/14
68400	Credit Suisse AG – HSI R Bear CBBC Mar 2018 U	2017/11/10	2017/11/13
68445	Credit Suisse AG – ABC R Bull CBBC Sep 2018 D	2017/11/10	2017/11/13
63247	Credit Suisse AG – China Life R Bull CBBC Nov 2017 A	2017/11/10	2017/11/14
66225	Goldman Sachs SP (Asia) – Ping An R Bear CBBC Aug 2018 C	2017/11/10	2017/11/13
64452	HK Bank – HSCEI R Bear CBBC Dec 2017 D	2017/11/10	2017/11/13
63256	UBS AG – HSBC R Bull CBBC Nov 2017 D	2017/11/10	2017/11/14
68405	Credit Suisse AG – HSI R Bear CBBC Mar 2018 V	2017/11/10	2017/11/13
61418	BNP Paribas Issuance B.V. – HSI R Bear CBBC Mar 2018 Q	2017/11/10	2017/11/13
68354	Bank of East Asia – CKH R Bull CBBC Dec 2018 A	2017/11/10	2017/11/13
61402	Credit Suisse AG – Ping An R Bear CBBC Apr 2018 D	2017/11/10	2017/11/13
65855	SG Issuer – HSI R Bear CBBC Mar 2018 T	2017/11/10	2017/11/13
61335	Credit Suisse AG – HSI R Bear CBBC Dec 2017 F	2017/11/10	2017/11/13
68475	BNP Paribas Issuance B.V. – HSCEI R Bear CBBC Feb 2018 P	2017/11/10	2017/11/13
68260	Goldman Sachs SP (Asia) – HSI R Bear CBBC Mar 2018 T	2017/11/10	2017/11/13
68473	Macquarie Bank Ltd. – Tencent R Bear CBBC May 2018 D	2017/11/10	2017/11/13
68739	Haitong Int'l Sec – Tencent R Bear CBBC May 2018 A	2017/11/13	2017/11/14
68173	J P Morgan SP BV – HKEX R Bull CBBC Nov 2017 H	2017/11/13	2017/11/14
69230	J P Morgan SP BV – HSI R Bear CBBC Feb 2018 A	2017/11/13	2017/11/14
61462	HK Bank – AIA R Bear CBBC Oct 2018 A	2017/11/13	2017/11/14
69236	J P Morgan SP BV – HSI R Bear CBBC Feb 2018 D	2017/11/13	2017/11/14
68670	Macquarie Bank Ltd. – Great Wall Motor R Bull CBBC Jul 2018 A	2017/11/13	2017/11/14
68746	HK Bank – HSI R Bear CBBC Apr 2018 J	2017/11/13	2017/11/14
63451	J P Morgan SP BV – Geely Auto R Bull CBBC Nov 2017 C	2017/11/13	2017/11/14
67195	Credit Suisse AG – Ping An R Bear CBBC Apr 2018 H	2017/11/13	2017/11/14
66106	J P Morgan SP BV – Tencent R Bull CBBC Nov 2017 P	2017/11/13	2017/11/14
65267	SG Issuer – HSI R Bear CBBC Jan 2018 V	2017/11/13	2017/11/14
62252	HK Bank – ABC R Bull CBBC Nov 2017 A	2017/11/13	2017/11/15
68745	HK Bank – CUni R Bear CBBC Mar 2018 C	2017/11/13	2017/11/14
68741	J P Morgan SP BV – HSI R Bear CBBC Feb 2018 E	2017/11/13	2017/11/14
61944	Credit Suisse AG – HSI R Bear CBBC Nov 2017 G	2017/11/13	2017/11/14
61481	Haitong Int'l Sec – PICC P&C R Bull CBBC Nov 2017 A	2017/11/13	2017/11/15
68858	Goldman Sachs SP (Asia) – HSI R Bear CBBC Mar 2018 U	2017/11/13	2017/11/14
63131	HK Bank – AIA R Bear CBBC Oct 2018 B	2017/11/13	2017/11/14
68893	BNP Paribas Issuance B.V. – Tencent R Bear CBBC Apr 2018 X	2017/11/13	2017/11/14
63050	Credit Suisse AG – AIA R Bear CBBC Dec 2017 C	2017/11/13	2017/11/14
68413	Credit Suisse AG – HSI R Bear CBBC Mar 2018 W	2017/11/13	2017/11/14
68984	Macquarie Bank Ltd. – Tencent R Bear CBBC May 2018 E	2017/11/13	2017/11/14
68985	Macquarie Bank Ltd. – Tencent R Bear CBBC May 2018 F	2017/11/13	2017/11/14
68988	Macquarie Bank Ltd. – HSI R Bear CBBC Nov 2018 C	2017/11/13	2017/11/14
68990	Macquarie Bank Ltd. – HSI R Bear CBBC Dec 2018 A	2017/11/13	2017/11/14
68993	Macquarie Bank Ltd. – HSI R Bear CBBC Dec 2018 B	2017/11/13	2017/11/14
62260	Haitong Int'l Sec – Great Wall Motor R Bull CBBC Jul 2018 B	2017/11/13	2017/11/14
61949	UBS AG – HSI R Bear CBBC Feb 2018 E	2017/11/13	2017/11/14
68845	Goldman Sachs SP (Asia) – Tencent R Bear CBBC Mar 2018 R	2017/11/13	2017/11/14
69104	SG Issuer – HSI R Bear CBBC Apr 2018 F	2017/11/13	2017/11/14
69023	UBS AG – HSI R Bear CBBC Feb 2018 U	2017/11/13	2017/11/14

List of expired CBBC, 2017 (continued)

Code	CBBC	Last trading date	Delisted date
62643	SG Issuer – Greatwall Motor R Bull CBBC Mar 2018 B	2017/11/13	2017/11/14
68843	Goldman Sachs SP (Asia) – Tencent R Bear CBBC Mar 2018 Q	2017/11/13	2017/11/14
63200	J P Morgan SP BV – HSI R Bull CBBC Nov 2017 C	2017/11/13	2017/11/14
68825	BNP Paribas Issuance B.V. – HSI R Bear CBBC Mar 2018 W	2017/11/13	2017/11/14
69097	Credit Suisse AG – HSI R Bear CBBC Mar 2018 Y	2017/11/13	2017/11/14
68841	Goldman Sachs SP (Asia) – Tencent R Bear CBBC Mar 2018 P	2017/11/13	2017/11/14
69022	UBS AG – HSI R Bear CBBC Feb 2018 T	2017/11/13	2017/11/14
64574	SG Issuer – Ping An R Bear CBBC Oct 2018 A	2017/11/13	2017/11/14
60367	J P Morgan SP BV – CUni R Bull CBBC Nov 2017 A	2017/11/13	2017/11/14
68837	BNP Paribas Issuance B.V. – HSI R Bear CBBC Mar 2018 X	2017/11/13	2017/11/14
69730	UBS AG – Tencent R Bear CBBC Mar 2018 C	2017/11/14	2017/11/15
69724	UBS AG – HSI R Bear CBBC Feb 2018 X	2017/11/14	2017/11/15
69723	UBS AG – HSI R Bear CBBC Feb 2018 W	2017/11/14	2017/11/15
69463	J P Morgan SP BV – HSI R Bear CBBC Feb 2018 F	2017/11/14	2017/11/15
63994	Haitong Int'l Sec – Galaxy Ent R Bull CBBC Nov 2017 C	2017/11/14	2017/11/16
69621	SG Issuer – HSI R Bear CBBC Feb 2018 S	2017/11/14	2017/11/15
69543	BNP Paribas Issuance B.V. – Tencent R Bull CBBC Sep 2018 I	2017/11/14	2017/11/15
69550	Goldman Sachs SP (Asia) – HSI R Bear CBBC Feb 2018 O	2017/11/14	2017/11/15
69483	J P Morgan SP BV – HSI R Bear CBBC Feb 2018 H	2017/11/14	2017/11/15
69476	J P Morgan SP BV – HSI R Bear CBBC Feb 2018 G	2017/11/14	2017/11/15
69632	SG Issuer – HSI R Bear CBBC Feb 2018 D	2017/11/14	2017/11/15
69891	J P Morgan SP BV – ICBC R Bull CBBC Sep 2018 D	2017/11/14	2017/11/15
61478	Haitong Int'l Sec – Geely Auto R Bull CBBC Nov 2017 A	2017/11/14	2017/11/16
69424	Haitong Int'l Sec – Tencent R Bear CBBC May 2018 B	2017/11/14	2017/11/15
65894	HK Bank – PetCh R Bear CBBC Nov 2017 B	2017/11/14	2017/11/16
68722	Credit Suisse AG – China Life R Bull CBBC Nov 2017 B	2017/11/14	2017/11/16
69986	Credit Suisse AG – Galaxy Ent R Bull CBBC Aug 2018 A	2017/11/14	2017/11/15
69965	Credit Suisse AG – PetCh R Bull CBBC Jul 2018 A	2017/11/14	2017/11/15
69947	Credit Suisse AG – HSI R Bear CBBC Mar 2018 A	2017/11/14	2017/11/15
69940	Credit Suisse AG – HSI R Bear CBBC Apr 2018 M	2017/11/14	2017/11/15
69937	Credit Suisse AG – HSI R Bear CBBC Mar 2018 Z	2017/11/14	2017/11/15
65914	HK Bank – China Vanke R Bull CBBC Nov 2017 A	2017/11/14	2017/11/16
69895	J P Morgan SP BV – PetCh R Bull CBBC Aug 2018 A	2017/11/14	2017/11/15
69761	UBS AG – Tencent R Bear CBBC Mar 2018 D	2017/11/14	2017/11/15
69883	J P Morgan SP BV – CC Bank R Bull CBBC Sep 2018 E	2017/11/14	2017/11/15
69873	Goldman Sachs SP (Asia) – HKEX R Bear CBBC Mar 2018 B	2017/11/14	2017/11/15
69838	Goldman Sachs SP (Asia) – Tencent R Bear CBBC Mar 2018 V	2017/11/14	2017/11/15
69830	Goldman Sachs SP (Asia) – Tencent R Bear CBBC Mar 2018 U	2017/11/14	2017/11/15
69820	Goldman Sachs SP (Asia) – Tencent R Bull CBBC Mar 2018 Q	2017/11/14	2017/11/15
69818	Goldman Sachs SP (Asia) – Tencent R Bull CBBC Mar 2018 S	2017/11/14	2017/11/15
69800	UBS AG – Tencent R Bull CBBC Mar 2018 M	2017/11/14	2017/11/15
69775	UBS AG – HSI R Bear CBBC Feb 2018 Z	2017/11/14	2017/11/15
69767	UBS AG – HSI R Bear CBBC Feb 2018 Y	2017/11/14	2017/11/15
69923	J P Morgan SP BV – Tencent R Bull CBBC Feb 2018 X	2017/11/14	2017/11/15
69273	BNP Paribas Issuance B.V. – HSI R Bear CBBC Mar 2018 O	2017/11/14	2017/11/15
66058	Goldman Sachs SP (Asia) – HKEX R Bear CBBC Feb 2018 D	2017/11/14	2017/11/15
67968	Credit Suisse AG – CNOOC R Bull CBBC Aug 2018 A	2017/11/14	2017/11/15
68647	HK Bank – AIA R Bear CBBC Jun 2018 A	2017/11/14	2017/11/15
62103	UBS AG – HSI R Bear CBBC Dec 2017 G	2017/11/14	2017/11/15
68890	Haitong Int'l Sec – HKEX R Bear CBBC Mar 2018 A	2017/11/14	2017/11/15
68460	Credit Suisse AG – Sinopec Corp R Bull CBBC Oct 2018 B	2017/11/14	2017/11/15
69245	J P Morgan SP BV – Tencent R Bear CBBC Apr 2018 P	2017/11/14	2017/11/15
61914	Goldman Sachs SP (Asia) – HSI R Bear CBBC Dec 2017 L	2017/11/14	2017/11/15
69307	Goldman Sachs SP (Asia) – HSI R Bear CBBC Mar 2018 V	2017/11/14	2017/11/15
61774	J P Morgan SP BV – HSI R Bear CBBC Jan 2018 Y	2017/11/14	2017/11/15
65897	Macquarie Bank Ltd. – HSI R Bear CBBC Nov 2018 A	2017/11/14	2017/11/15
68391	SG Issuer – China Life R Bull CBBC Jul 2018 C	2017/11/14	2017/11/15
69313	Goldman Sachs SP (Asia) – HSI R Bear CBBC Feb 2018 N	2017/11/14	2017/11/15
64895	Credit Suisse AG – AIA R Bull CBBC Nov 2017 D	2017/11/14	2017/11/16
69271	BNP Paribas Issuance B.V. – HSI R Bear CBBC Mar 2018 V	2017/11/14	2017/11/15
67799	Credit Suisse AG – AIA R Bear CBBC Jan 2018 A	2017/11/14	2017/11/15
69387	SG Issuer – AIA R Bear CBBC Mar 2018 B	2017/11/14	2017/11/15
68257	Goldman Sachs SP (Asia) – China Life R Bull CBBC Jul 2018 B	2017/11/14	2017/11/15
60186	SG Issuer – Tencent R Bull CBBC Apr 2018 Y	2017/11/14	2017/11/15
67918	HK Bank – Sinopec Corp R Bull CBBC Jul 2018 A	2017/11/14	2017/11/15
60812	HK Bank – HSI R Bear CBBC Jul 2018 O	2017/11/14	2017/11/15
60806	BNP Paribas Issuance B.V. – HSI R Bear CBBC Mar 2018 N	2017/11/14	2017/11/15
60557	Credit Suisse AG – HSI R Bear CBBC Dec 2017 S	2017/11/14	2017/11/15
60067	Credit Suisse AG – Tencent R Bull CBBC Jul 2018 V	2017/11/14	2017/11/15
69277	BNP Paribas Issuance B.V. – HSI R Bear CBBC Mar 2018 U	2017/11/14	2017/11/15
69393	BNP Paribas Issuance B.V. – HSI R Bear CBBC Apr 2018 A	2017/11/14	2017/11/15
67935	HK Bank – China Life R Bull CBBC Jun 2018 B	2017/11/14	2017/11/15
68661	SG Issuer – CCB R Bull CBBC Oct 2018 C	2017/11/14	2017/11/15
69301	Goldman Sachs SP (Asia) – HSI R Bear CBBC Feb 2018 K	2017/11/14	2017/11/15
62627	SG Issuer – HSI R Bear CBBC Dec 2017 A	2017/11/14	2017/11/15
69206	Credit Suisse AG – Geely Auto R Bear CBBC Apr 2018 H	2017/11/14	2017/11/15
68237	Credit Suisse AG – Sunny Optical R Bear CBBC Feb 2018 E	2017/11/14	2017/11/15
64798	Credit Suisse AG – HKEX R Bear CBBC Nov 2017 B	2017/11/14	2017/11/15
69379	HK Bank – Tencent R Bull CBBC Jun 2018 K	2017/11/14	2017/11/15
69111	HK Bank – Geely Auto R Bear CBBC Aug 2018 E	2017/11/14	2017/11/15
60769	Credit Suisse AG – HSI R Bull CBBC Sep 2018 B	2017/11/15	2017/11/16
60324	BNP Paribas Issuance B.V. – Tencent R Bull CBBC Sep 2018 J	2017/11/15	2017/11/16
61834	Bank of East Asia – ICBC R Bull CBBC Aug 2018 A	2017/11/15	2017/11/16
60766	Credit Suisse AG – HSI R Bear CBBC Mar 2018 B	2017/11/15	2017/11/16
60779	Credit Suisse AG – HKEX R Bull CBBC Jun 2018 T	2017/11/15	2017/11/16
61836	Bank of East Asia – CC Bank R Bull CBBC Aug 2018 B	2017/11/15	2017/11/16
68671	Macquarie Bank Ltd. – Great Wall Motor R Bull CBBC Jul 2018B	2017/11/15	2017/11/16

List of expired CBBC, 2017 (continued)

Code	CBBC	Last trading date	Delisted date
68355	Bank of East Asia – Sinopec Corp R Bull CBBC Dec 2018 A	2017/11/15	2017/11/16
60327	Goldman Sachs SP (Asia) – HSI R Bear CBBC Feb 2018 Q	2017/11/15	2017/11/16
60455	UBS AG – HSI R Bear CBBC Feb 2018 L	2017/11/15	2017/11/16
68239	UBS AG – CNOOC R Bull CBBC May 2018 A	2017/11/15	2017/11/16
60742	Credit Suisse AG – HSI R Bull CBBC Sep 2018 Y	2017/11/15	2017/11/16
60735	Credit Suisse AG – Tencent R Bull CBBC Aug 2018 C	2017/11/15	2017/11/16
60680	J P Morgan SP BV – HSI R Bear CBBC Feb 2018 M	2017/11/15	2017/11/16
60675	J P Morgan SP BV – HSI R Bear CBBC Feb 2018 K	2017/11/15	2017/11/16
69801	UBS AG – Tencent R Bull CBBC Mar 2018 N	2017/11/15	2017/11/16
67536	SG Issuer – CP&CC R Bull CBBC Nov 2018 B	2017/11/15	2017/11/16
69821	Goldman Sachs SP (Asia) – Tencent R Bull CBBC Mar 2018 T	2017/11/15	2017/11/16
60179	SG Issuer – PetroChina R Bull CBBC Oct 2018 B	2017/11/15	2017/11/16
69400	Bank of East Asia – PetCh R Bull CBBC Aug 2018 A	2017/11/15	2017/11/16
60438	SG Issuer – Tencent R Bull CBBC Apr 2018 Z	2017/11/15	2017/11/16
69936	J P Morgan SP BV – HSI R Bull CBBC Dec 2018 O	2017/11/15	2017/11/16
69933	J P Morgan SP BV – HSI R Bull CBBC Sep 2019 B	2017/11/15	2017/11/16
60029	Credit Suisse AG – Tencent R Bull CBBC Jul 2018 U	2017/11/15	2017/11/16
62197	Credit Suisse AG – ICBC R Bull CBBC Sep 2018 L	2017/11/15	2017/11/16
69415	Haitong Int'l Sec – Tencent R Bull CBBC Jul 2018 G	2017/11/15	2017/11/16
62167	Credit Suisse AG – CCB R Bull CBBC Sep 2018 L	2017/11/15	2017/11/16
60847	Goldman Sachs SP (Asia) – Tencent R Bear CBBC Mar 2018 Y	2017/11/15	2017/11/16
68290	HK Bank – CNOOC R Bull CBBC Jun 2018 A	2017/11/15	2017/11/16
69953	Credit Suisse AG – HSI R Bull CBBC Aug 2018 C	2017/11/15	2017/11/16
68706	Haitong Int'l Sec – SUNAC R Bull CBBC Aug 2018 B	2017/11/15	2017/11/16
67747	SG Issuer – China Life R Bull CBBC Sep 2018 C	2017/11/15	2017/11/16
60822	Goldman Sachs SP (Asia) – HSI R Bull CBBC Sep 2019 B	2017/11/15	2017/11/16
60803	Goldman Sachs SP (Asia) – HSI R Bull CBBC Sep 2019 A	2017/11/15	2017/11/16
60796	Credit Suisse AG – HSI R Bear CBBC Apr 2018 N	2017/11/15	2017/11/16
60462	J P Morgan SP BV – Sinopec Corp R Bull CBBC Dec 2017 A	2017/11/15	2017/11/16
60199	SG Issuer – Tencent R Bull CBBC Jun 2018 N	2017/11/15	2017/11/16
60790	Credit Suisse AG – Tencent R Bear CBBC Aug 2018 C	2017/11/15	2017/11/16
60786	Credit Suisse AG – Tencent R Bull CBBC Oct 2018 C	2017/11/15	2017/11/16
60785	Credit Suisse AG – BYD Company R Bull CBBC Jul 2018 A	2017/11/15	2017/11/16
69788	UBS AG – HSI R Bull CBBC Apr 2019 Q	2017/11/15	2017/11/16
69924	J P Morgan SP BV – Tencent R Bull CBBC Mar 2018 J	2017/11/15	2017/11/16
68124	Macquarie Bank Ltd. – China Life R Bull CBBC May 2018 A	2017/11/15	2017/11/16
60435	SG Issuer – HSI R Bull CBBC Jul 2019 X	2017/11/15	2017/11/16
60484	UBS AG – HSI R Bull CBBC Dec 2018 B	2017/11/15	2017/11/16
67976	Credit Suisse AG – PetroChina R Bull CBBC Aug 2018 A	2017/11/15	2017/11/16
60403	HK Bank – Tencent R Bull CBBC Jul 2018 Q	2017/11/15	2017/11/16
60568	J P Morgan SP BV – HSI R Bull CBBC Sep 2019 H	2017/11/15	2017/11/16
60565	UBS AG – HSI R Bear CBBC Feb 2018 V	2017/11/15	2017/11/16
60539	UBS AG – Tencent R Bull CBBC Mar 2018 Q	2017/11/15	2017/11/16
60532	UBS AG – Tencent R Bull CBBC Mar 2018 P	2017/11/15	2017/11/16
67421	SG Issuer – ICBC R Bull CBBC Aug 2018 K	2017/11/15	2017/11/16
67823	SG Issuer – Galaxy R Bull CBBC May 2018 D	2017/11/15	2017/11/16
69320	BNP Paribas Issuance B.V. – HSI R Bull CBBC Nov 2018 O	2017/11/15	2017/11/16
65683	Haitong Int'l Sec – Sinopec Corp R Bull CBBC Mar 2018 A	2017/11/15	2017/11/16
69570	Macquarie Bank Ltd. – Tencent R Bull CBBC May 2018 H	2017/11/15	2017/11/16
62690	HK Bank – Great Wall Motor R Bull CBBC Jul 2018 C	2017/11/15	2017/11/16
60412	BNP Paribas Issuance B.V. – HSI R Bear CBBC Apr 2018 C	2017/11/15	2017/11/16
61471	Haitong Int'l Sec – China Vanke R Bull CBBC Nov 2017 A	2017/11/15	2017/11/17
69544	Goldman Sachs SP (Asia) – HSI R Bull CBBC Aug 2019 I	2017/11/15	2017/11/16
60417	BNP Paribas Issuance B.V. – HKEx R Bear CBBC Mar 2018 A	2017/11/15	2017/11/16
60511	UBS AG – HSI R Bull CBBC Nov 2018 V	2017/11/15	2017/11/16
60404	HK Bank – HSI R Bull CBBC Jul 2018 Y	2017/11/15	2017/11/16
62189	Credit Suisse AG – CUni R Bull CBBC Nov 2017 A	2017/11/15	2017/11/17
60666	SG Issuer – HSI R Bull CBBC Mar 2019 L	2017/11/15	2017/11/16
67478	J P Morgan SP BV – CNOOC R Bull CBBC Oct 2018 C	2017/11/15	2017/11/16
60611	SG Issuer – HSI R Bear CBBC Mar 2018 H	2017/11/15	2017/11/16
60586	SG Issuer – HSI R Bear CBBC Feb 2018 V	2017/11/15	2017/11/16
60388	HK Bank – Tencent R Bull CBBC Jul 2018 P	2017/11/15	2017/11/16
60401	HK Bank – Evergrande R Bull CBBC Nov 2018 B	2017/11/15	2017/11/16
68083	SG Issuer – CNOOC R Bull CBBC Aug 2018 A	2017/11/15	2017/11/16
60437	SG Issuer – HKEX R Bull CBBC Apr 2018 G	2017/11/15	2017/11/16
60182	HK Bank – COVS R Bull CBBC Aug 2018 A	2017/11/15	2017/11/16
68341	Bank of East Asia – Sands China R Bull CBBC May 2018 A	2017/11/15	2017/11/16
60572	J P Morgan SP BV – HSI R Bull CBBC Dec 2018 Q	2017/11/15	2017/11/16
69720	SG Issuer – HSCEI R Bull CBBC Nov 2018 L	2017/11/15	2017/11/16
69694	SG Issuer – HSI R Bull CBBC Jul 2019 W	2017/11/15	2017/11/16
69319	BNP Paribas Issuance B.V. – Tencent R Bull CBBC Sep 2018 H	2017/11/15	2017/11/16
67662	Credit Suisse AG – HSCEI R Bull CBBC Mar 2018 J	2017/11/15	2017/11/16
69668	SG Issuer – HSI R Bull CBBC Apr 2019 K	2017/11/15	2017/11/16
60574	J P Morgan SP BV – HSI R Bull CBBC Dec 2018 R	2017/11/15	2017/11/16
66867	HK Bank – Ping An R Bear CBBC Oct 2018 D	2017/11/16	2017/11/17
63113	HK Bank – BOC HK R Bull CBBC Nov 2017 B	2017/11/16	2017/11/20
68619	J P Morgan SP BV – Tencent R Bull CBBC Nov 2017 L	2017/11/16	2017/11/20
69113	J P Morgan SP BV – Tencent R Bull CBBC Nov 2017 J	2017/11/16	2017/11/20
67409	Goldman Sachs SP (Asia) – Ping An R Bear CBBC Aug 2018 D	2017/11/16	2017/11/17
69175	HK Bank – Sinopec Corp R Bull CBBC Jan 2018 A	2017/11/16	2017/11/17
61299	Credit Suisse AG – CUni R Bull CBBC Aug 2018 A	2017/11/16	2017/11/17
62303	J P Morgan SP BV – HKEX R Bull CBBC Nov 2017 J	2017/11/16	2017/11/20
61161	Goldman Sachs SP (Asia) – Tencent R Bull CBBC Mar 2018 V	2017/11/16	2017/11/17
61172	Goldman Sachs SP (Asia) – China Life R Bull CBBC May 2018 E	2017/11/16	2017/11/17
61173	Goldman Sachs SP (Asia) – HKEX R Bull CBBC Jun 2018 P	2017/11/16	2017/11/17
61180	Goldman Sachs SP (Asia) – HSBC R Bull CBBC Sep 2018 F	2017/11/16	2017/11/17
61199	SG Issuer – BYD R Bull CBBC May 2018 A	2017/11/16	2017/11/17

List of expired CBBC, 2017 (continued)

Code	CBBC	Last trading date	Delisted date
61202	SG Issuer – Evergrande R Bull CBBC Dec 2018 B	2017/11/16	2017/11/17
61229	Credit Suisse AG – HSI R Bear CBBC Mar 2018 C	2017/11/16	2017/11/17
61237	Credit Suisse AG – HSI R Bull CBBC Nov 2018 C	2017/11/16	2017/11/17
61242	Credit Suisse AG – HSI R Bull CBBC Nov 2018 D	2017/11/16	2017/11/17
63448	J P Morgan SP BV – Galaxy Ent R Bull CBBC Nov 2017 C	2017/11/16	2017/11/20
65155	J P Morgan SP BV – Tencent R Bull CBBC Nov 2017 B	2017/11/16	2017/11/20
61055	Macquarie Bank Ltd. – Tencent R Bull CBBC Jun 2018 B	2017/11/16	2017/11/17
61288	Credit Suisse AG – HSBC R Bull CBBC Sep 2018 C	2017/11/16	2017/11/17
61116	UBS AG – Petrochina R Bull CBBC Aug 2018 A	2017/11/16	2017/11/17
64585	J P Morgan SP BV – CKH R Bull CBBC Nov 2017 A	2017/11/16	2017/11/20
61316	Credit Suisse AG – HSCEI R Bull CBBC Oct 2018 A	2017/11/16	2017/11/17
69712	J P Morgan SP BV – AIA R Bull CBBC Nov 2017 C	2017/11/16	2017/11/20
61474	Haitong Int'l Sec – AAC Tech R Bull CBBC Nov 2017 A	2017/11/16	2017/11/20
62078	J P Morgan SP BV – HKEX R Bull CBBC Nov 2017 N	2017/11/16	2017/11/20
66900	J P Morgan SP BV – China Vanke R Bull CBBC Nov 2017 A	2017/11/16	2017/11/20
60544	J P Morgan SP BV – Tencent R Bull CBBC Nov 2017 R	2017/11/16	2017/11/20
60955	J P Morgan SP BV – China Life R Bull CBBC Nov 2017 C	2017/11/16	2017/11/20
60951	J P Morgan SP BV – AAC Tech R Bull CBBC Nov 2017 A	2017/11/16	2017/11/20
68166	J P Morgan SP BV – CC Bank R Bull CBBC Nov 2017 A	2017/11/16	2017/11/20
67352	J P Morgan SP BV – HSBC R Bull CBBC Nov 2017 C	2017/11/16	2017/11/20
68821	J P Morgan SP BV – HSBC R Bull CBBC Nov 2017 D	2017/11/16	2017/11/20
61274	Credit Suisse AG – BYD Company R Bull CBBC Aug 2018 B	2017/11/16	2017/11/17
66694	J P Morgan SP BV – Tencent R Bull CBBC Nov 2017 F	2017/11/16	2017/11/20
60892	Haitong Int'l Sec – Tencent R Bull CBBC Jul 2018 H	2017/11/16	2017/11/17
60907	Haitong Int'l Sec – Ping An R Bear CBBC Jun 2018 B	2017/11/16	2017/11/17
60909	HK Bank – Meitu R Bull CBBC Jun 2018 A	2017/11/16	2017/11/17
60912	HK Bank – SUNAC R Bull CBBC Oct 2018 B	2017/11/16	2017/11/17
66877	J P Morgan SP BV – Tencent R Bull CBBC Nov 2017 K	2017/11/16	2017/11/20
60990	HK Bank – Tencent R Bull CBBC Aug 2018 V	2017/11/16	2017/11/17
60991	HK Bank – HSI R Bull CBBC Aug 2018 K	2017/11/16	2017/11/17
60994	HK Bank – BYD Company R Bull CBBC Jul 2018 B	2017/11/16	2017/11/17
61006	SG Issuer – HSI R Bull CBBC Apr 2019 P	2017/11/16	2017/11/17
61007	SG Issuer – Tencent R Bull CBBC Sep 2018 G	2017/11/16	2017/11/17
61016	SG Issuer – HSBC R Bull CBBC Sep 2018 M	2017/11/16	2017/11/17
61019	Goldman Sachs SP (Asia) – HSI R Bull CBBC Aug 2019 K	2017/11/16	2017/11/17
61141	J P Morgan SP BV – HSI R Bull CBBC Sep 2019 J	2017/11/16	2017/11/17
61042	Bank of East Asia – Tencent R Bull CBBC Sep 2018 C	2017/11/16	2017/11/17
61129	SG Issuer – HSI R Bull CBBC Mar 2019 M	2017/11/16	2017/11/17
61046	Bank of East Asia – China Mobile R Bull CBBC Sep 2018 A	2017/11/16	2017/11/17
68306	HK Bank – PetCh R Bull CBBC Sep 2018 A	2017/11/16	2017/11/17
64830	J P Morgan SP BV – HSBC R Bull CBBC Nov 2017 G	2017/11/16	2017/11/20
61138	J P Morgan SP BV – HSI R Bear CBBC Feb 2018 I	2017/11/16	2017/11/17
64617	HK Bank – PetCh R Bear CBBC Nov 2017 A	2017/11/16	2017/11/20
61087	Bank of East Asia – CC Bank R Bull CBBC Sep 2018 A	2017/11/16	2017/11/17
66325	J P Morgan SP BV – Tencent R Bull CBBC Nov 2017 E	2017/11/16	2017/11/20
61096	UBS AG – HSI R Bear CBBC Feb 2018 J	2017/11/16	2017/11/17
61098	UBS AG – HSI R Bull CBBC Nov 2018 X	2017/11/16	2017/11/17
61099	UBS AG – HSI R Bull CBBC Oct 2018 H	2017/11/16	2017/11/17
61109	UBS AG – HSI R Bull CBBC Nov 2018 J	2017/11/16	2017/11/17
66079	Credit Suisse AG – China Mobile R Bull CBBC Nov 2017 A	2017/11/16	2017/11/20
60887	Goldman Sachs SP (Asia) – HSI R Bear CBBC Feb 2018 U	2017/11/16	2017/11/17
61032	Goldman Sachs SP (Asia) – HSI R Bull CBBC Aug 2019 L	2017/11/16	2017/11/17
60443	UBS AG – Tencent R Bear CBBC Apr 2018 D	2017/11/16	2017/11/17
68750	J P Morgan SP BV – China Life R Bull CBBC Nov 2017 B	2017/11/16	2017/11/20
63983	HK Bank – BOCL R Bull CBBC Nov 2017 A	2017/11/16	2017/11/20
63478	HK Bank – Geely Auto R Bull CBBC Nov 2017 B	2017/11/16	2017/11/20
63737	HK Bank – Geely Auto R Bull CBBC Nov 2017 C	2017/11/16	2017/11/20
63496	HK Bank – China Life R Bull CBBC Nov 2017 A	2017/11/16	2017/11/20
63615	HK Bank – Ping An R Bull CBBC Nov 2017 D	2017/11/16	2017/11/20
65268	J P Morgan SP BV – Tencent R Bull CBBC Nov 2017 G	2017/11/16	2017/11/20
65264	J P Morgan SP BV – Sands China R Bull CBBC Nov 2017 B	2017/11/16	2017/11/20
65168	J P Morgan SP BV – Galaxy Ent R Bull CBBC Nov 2017 F	2017/11/16	2017/11/20
69229	J P Morgan SP BV – China Mobile R Bull CBBC Nov 2017 A	2017/11/16	2017/11/20
63947	J P Morgan SP BV – China Life R Bull CBBC Nov 2017 D	2017/11/16	2017/11/20
67432	SG Issuer – Sands R Bull CBBC Sep 2018 B	2017/11/17	2017/11/20
61295	Credit Suisse AG – Tencent R Bear CBBC Jun 2018 F	2017/11/17	2017/11/20
61637	J P Morgan SP BV – BYD Company R Bull CBBC Apr 2018 B	2017/11/17	2017/11/20
61677	Credit Suisse AG – China Mobile R Bull CBBC Oct 2018 C	2017/11/17	2017/11/20
65277	SG Issuer – HSI R Bear CBBC Feb 2018 J	2017/11/17	2017/11/20
67649	Credit Suisse AG – Ping An R Bear CBBC Apr 2018 I	2017/11/17	2017/11/20
65291	HK Bank – CSOP A50 ETF R Bear CBBC Apr 2018 A	2017/11/17	2017/11/20
61232	Credit Suisse AG – HSI R Bear CBBC Apr 2018 O	2017/11/17	2017/11/20
68362	UBS AG – Tencent R Bull CBBC Nov 2017 G	2017/11/17	2017/11/21
68459	Credit Suisse AG – China Shenhua R Bull CBBC Sep 2018 E	2017/11/17	2017/11/20
60065	UBS AG – Tencent R Bull CBBC Nov 2017 C	2017/11/17	2017/11/21
61630	J P Morgan SP BV – HSI R Bear CBBC Feb 2018 Z	2017/11/17	2017/11/20
61760	Credit Suisse AG – China Life R Bull CBBC Dec 2018 A	2017/11/17	2017/11/20
64872	SG Issuer – CSA50 R Bear CBBC May 2018 B	2017/11/17	2017/11/20
69842	Goldman Sachs SP (Asia) – Tencent R Bear CBBC Mar 2018 W	2017/11/17	2017/11/20
61097	UBS AG – HSI R Bear CBBC Mar 2018 R	2017/11/17	2017/11/20
68897	BNP Paribas Issuance B.V. – Tencent R Bear CBBC Apr 2018 C	2017/11/17	2017/11/20
67731	UBS AG – Sands China R Bull CBBC Aug 2018 A	2017/11/17	2017/11/20
65067	Haitong Int'l Sec – Sands China R Bull CBBC May 2018 A	2017/11/17	2017/11/20
69901	J P Morgan SP BV – Tencent R Bear CBBC Jun 2018 H	2017/11/17	2017/11/20
65538	Credit Suisse AG – Sands China R Bull CBBC Jul 2018 A	2017/11/17	2017/11/20
67740	UBS AG – Tencent R Bear CBBC Apr 2018 C	2017/11/17	2017/11/20
65969	UBS AG – HSBC R Bull CBBC Nov 2017 E	2017/11/17	2017/11/21

List of expired CBBC, 2017 (continued)

Code	CBBC	Last trading date	Delisted date
67552	HK Bank – Sands China R Bull CBBC Jun 2018 A	2017/11/17	2017/11/20
61659	Credit Suisse AG – HSI R Bear CBBC Apr 2018 Q	2017/11/17	2017/11/20
60886	Goldman Sachs SP (Asia) – HSI R Bear CBBC Feb 2018 T	2017/11/17	2017/11/20
68855	Goldman Sachs SP (Asia) – Tencent R Bear CBBC Mar 2018 S	2017/11/17	2017/11/20
68356	Bank of East Asia – China Shenhua R Bull CBBC Dec 2018 A	2017/11/17	2017/11/20
68695	Haitong Int'l Sec – Meitu R Bull CBBC Aug 2018 A	2017/11/17	2017/11/20
61385	HK Bank – China Mobile R Bull CBBC Jun 2018 A	2017/11/17	2017/11/20
68559	J P Morgan SP BV – Tencent R Bear CBBC Apr 2018 O	2017/11/17	2017/11/20
67798	SG Issuer – Tencent R Bear CBBC Nov 2018 B	2017/11/17	2017/11/20
61458	Macquarie Bank Ltd. – Tencent R Bear CBBC Jun 2018 C	2017/11/17	2017/11/20
67822	SG Issuer – Tencent R Bear CBBC Dec 2018 A	2017/11/17	2017/11/20
61365	HK Bank – Tencent R Bear CBBC Jul 2018 N	2017/11/17	2017/11/20
61584	SG Issuer – Tencent R Bear CBBC Apr 2018 F	2017/11/17	2017/11/20
64091	Credit Suisse AG – Tencent R Bear CBBC Jun 2018 B	2017/11/17	2017/11/20
64625	Credit Suisse AG – HSI R Bear CBBC Feb 2018 F	2017/11/17	2017/11/20
67312	Macquarie Bank Ltd. – Ping An R Bear CBBC Nov 2018 A	2017/11/17	2017/11/20
61507	UBS AG – China Life R Bull CBBC Jul 2018 E	2017/11/17	2017/11/20
61430	BNP Paribas Issuance B.V. – HSCEI R Bull CBBC Aug 2018 C	2017/11/17	2017/11/20
69432	Haitong Int'l Sec – Tencent R Bear CBBC May 2018 C	2017/11/17	2017/11/20
61431	BNP Paribas Issuance B.V. – HSI R Bear CBBC Mar 2018 A	2017/11/17	2017/11/20
61411	HK Bank – HSI R Bear CBBC Apr 2018 B	2017/11/17	2017/11/20
61352	Goldman Sachs SP (Asia) – HSCEI R Bull CBBC Sep 2019 A	2017/11/17	2017/11/20
61536	SG Issuer – China Life R Bull CBBC Apr 2018 F	2017/11/17	2017/11/20
69555	Macquarie Bank Ltd. – Tencent R Bear CBBC May 2018 G	2017/11/17	2017/11/20
61538	SG Issuer – CMob R Bull CBBC Oct 2018 E	2017/11/17	2017/11/20
61360	Haitong Int'l Sec – Evergrande R Bull CBBC Aug 2018 E	2017/11/17	2017/11/20
66895	UBS AG – HKEX R Bull CBBC Nov 2017 D	2017/11/17	2017/11/21
60319	UBS AG – Tracker Fund R Bull CBBC Nov 2017 A	2017/11/17	2017/11/21
67613	BNP Paribas Issuance B.V. – Tencent R Bear CBBC Apr 2018 W	2017/11/17	2017/11/20
63098	HK Bank – Tencent R Bear CBBC Aug 2018 J	2017/11/17	2017/11/20
61547	SG Issuer – HSI R Bear CBBC Mar 2018 J	2017/11/17	2017/11/20
68976	Bank of East Asia – Tencent R Bear CBBC Aug 2018 B	2017/11/17	2017/11/20
61320	Goldman Sachs SP (Asia) – HSI R Bear CBBC Feb 2018 Z	2017/11/17	2017/11/20
60447	UBS AG – Tencent R Bear CBBC Apr 2018 E	2017/11/17	2017/11/20
61467	UBS AG – HSI R Bear CBBC Feb 2018 Q	2017/11/17	2017/11/20
61337	Goldman Sachs SP (Asia) – HSI R Bear CBBC Mar 2018 X	2017/11/17	2017/11/20
61975	Credit Suisse AG – Sunny Optical R Bull CBBC May 2018 A	2017/11/20	2017/11/21
61938	Credit Suisse AG – HSI R Bull CBBC Apr 2019 B	2017/11/20	2017/11/21
68904	BNP Paribas Issuance B.V. – Tencent R Bear CBBC Apr 2018 Q	2017/11/20	2017/11/21
62688	HK Bank – Galaxy Ent R Bear CBBC Jul 2018 C	2017/11/20	2017/11/21
61482	UBS AG – HSI R Bull CBBC Apr 2019 R	2017/11/20	2017/11/21
68905	BNP Paribas Issuance B.V. – Tencent R Bear CBBC Apr 2018 H	2017/11/20	2017/11/21
61919	Credit Suisse AG – HSI R Bear CBBC May 2018 O	2017/11/20	2017/11/21
61801	Goldman Sachs SP (Asia) – HSI R Bear CBBC Feb 2018 F	2017/11/20	2017/11/21
69561	Macquarie Bank Ltd. – Tencent R Bear CBBC May 2018 H	2017/11/20	2017/11/21
61992	Credit Suisse AG – AIA R Bull CBBC Jul 2018 G	2017/11/20	2017/11/21
61976	Credit Suisse AG – China Mobile R Bull CBBC Nov 2018 A	2017/11/20	2017/11/21
61193	Goldman Sachs SP (Asia) – HSBC R Bull CBBC Sep 2018 G	2017/11/20	2017/11/21
61604	Goldman Sachs SP (Asia) – HSI R Bull CBBC Sep 2019 F	2017/11/20	2017/11/21
61650	J P Morgan SP BV – HSI R Bull CBBC Dec 2018 B	2017/11/20	2017/11/21
62026	Goldman Sachs SP (Asia) – HKEX R Bull CBBC Jun 2018 R	2017/11/20	2017/11/21
62014	Goldman Sachs SP (Asia) – HSI R Bull CBBC Sep 2019 G	2017/11/20	2017/11/21
68465	Credit Suisse AG – Tencent R Bear CBBC Jun 2018 D	2017/11/20	2017/11/21
61218	SG Issuer – Tencent R Bear CBBC Jun 2018 D	2017/11/20	2017/11/21
61413	HK Bank – HSI R Bull CBBC Jul 2018 G	2017/11/20	2017/11/21
61797	BNP Paribas Issuance B.V. – HSI R Bull CBBC Nov 2018 R	2017/11/20	2017/11/21
61915	Macquarie Bank Ltd. – Tencent R Bear CBBC Jun 2018 E	2017/11/20	2017/11/21
61666	Credit Suisse AG – HSI R Bull CBBC Nov 2018 E	2017/11/20	2017/11/21
61821	HK Bank – HSI R Bull CBBC Jul 2018 Z	2017/11/20	2017/11/21
61875	HK Bank – Meitu R Bull CBBC Oct 2018 A	2017/11/20	2017/11/21
61877	HK Bank – HKEX R Bull CBBC Oct 2018 D	2017/11/20	2017/11/21
61882	HK Bank – AAC Tech R Bull CBBC Aug 2018 G	2017/11/20	2017/11/21
61908	Bank of East Asia – HKEX R Bull CBBC Sep 2018 D	2017/11/20	2017/11/21
61726	Credit Suisse AG – CPIC R Bull CBBC Nov 2018 A	2017/11/20	2017/11/21
62095	SG Issuer – HKEX R Bull CBBC Jul 2018 J	2017/11/20	2017/11/21
60300	Credit Suisse AG – BOCL R Bull CBBC Sep 2018 D	2017/11/20	2017/11/21
68684	SG Issuer – HSBC R Bull CBBC Jun 2018 I	2017/11/20	2017/11/21
69248	J P Morgan SP BV – Tencent R Bear CBBC Apr 2018 Q	2017/11/20	2017/11/21
68857	Goldman Sachs SP (Asia) – Tencent R Bear CBBC Mar 2018 T	2017/11/20	2017/11/21
69470	Credit Suisse AG – Galaxy Ent R Bear CBBC Mar 2018 B	2017/11/20	2017/11/21
69446	Haitong Int'l Sec – Tencent R Bear CBBC May 2018 D	2017/11/20	2017/11/21
69163	UBS AG – Tencent R Bear CBBC Mar 2018 B	2017/11/20	2017/11/21
68110	SG Issuer – Tencent R Bear CBBC Dec 2018 B	2017/11/20	2017/11/21
69911	J P Morgan SP BV – Tencent R Bear CBBC Jul 2018 G	2017/11/20	2017/11/21
68272	HK Bank – Tencent R Bear CBBC Aug 2018 L	2017/11/20	2017/11/21
69147	SG Issuer – Tencent R Bear CBBC Nov 2018 C	2017/11/20	2017/11/21
62072	SG Issuer – AIA R Bull CBBC Jul 2018 D	2017/11/20	2017/11/21
62062	J P Morgan SP BV – HKEX R Bull CBBC Mar 2018 C	2017/11/20	2017/11/21
62060	J P Morgan SP BV – HSI R Bear CBBC Feb 2018 B	2017/11/20	2017/11/21
62036	SG Issuer – HSI R Bear CBBC Feb 2018 Y	2017/11/20	2017/11/21
62035	UBS AG – HSI R Bull CBBC Dec 2018 H	2017/11/20	2017/11/21
69099	Credit Suisse AG – Tencent R Bear CBBC Jun 2018 E	2017/11/20	2017/11/21
62016	Goldman Sachs SP (Asia) – HKEX R Bull CBBC Jun 2018 Q	2017/11/20	2017/11/21
69995	Credit Suisse AG – Tencent R Bear CBBC Sep 2018 B	2017/11/20	2017/11/21
69846	Goldman Sachs SP (Asia) – Tencent R Bear CBBC Mar 2018 X	2017/11/20	2017/11/21
61459	Macquarie Bank Ltd. – Tencent R Bear CBBC Jun 2018 D	2017/11/20	2017/11/21
68903	BNP Paribas Issuance B.V. – Tencent R Bear CBBC Apr 2018 I	2017/11/20	2017/11/21

List of expired CBBC, 2017 (continued)

Code	CBBC	Last trading date	Delisted date
62033	UBS AG – HSI R Bear CBBC Feb 2018 R	2017/11/20	2017/11/21
62296	Goldman Sachs SP (Asia) – China Life R Bull CBBC Jul 2018 C	2017/11/21	2017/11/22
64913	J P Morgan SP BV – HSI R Bear CBBC Feb 2018 U	2017/11/21	2017/11/22
69392	SG Issuer – Ping An R Bear CBBC Dec 2018 B	2017/11/21	2017/11/22
67902	Credit Suisse AG – HSI R Bull CBBC Feb 2018 V	2017/11/21	2017/11/22
64948	UBS AG – HSI R Bear CBBC Mar 2018 B	2017/11/21	2017/11/22
65259	SG Issuer – HSI R Bear CBBC Dec 2017 J	2017/11/21	2017/11/22
62299	Credit Suisse AG – ALA R Bull CBBC Jul 2018 H	2017/11/21	2017/11/22
65098	Credit Suisse AG – HSI R Bear CBBC Feb 2018 J	2017/11/21	2017/11/22
69552	Goldman Sachs SP (Asia) – HSI R Bear CBBC Feb 2018 P	2017/11/21	2017/11/22
65247	SG Issuer – HSI R Bear CBBC Dec 2017 D	2017/11/21	2017/11/22
63698	UBS AG – HSI R Bear CBBC Mar 2018 A	2017/11/21	2017/11/22
65131	HK Bank – HSI R Bear CBBC Aug 2018 M	2017/11/21	2017/11/22
68128	Credit Suisse AG – HSI R Bull CBBC Feb 2018 Y	2017/11/21	2017/11/22
61678	BNP Paribas Issuance B.V. – HSI R Bear CBBC Mar 2018 E	2017/11/21	2017/11/22
62263	SG Issuer – HSI R Bear CBBC Jan 2018 J	2017/11/21	2017/11/22
62259	SG Issuer – HSI R Bear CBBC Jan 2018 U	2017/11/21	2017/11/22
62257	SG Issuer – HSI R Bear CBBC Jan 2018 A	2017/11/21	2017/11/22
67945	Credit Suisse AG – HSI R Bear CBBC May 2018 J	2017/11/21	2017/11/22
62930	J P Morgan SP BV – HSI R Bear CBBC Jan 2018 D	2017/11/21	2017/11/22
61971	UBS AG – HSI R Bear CBBC Feb 2018 I	2017/11/21	2017/11/22
62729	Credit Suisse AG – HSI R Bear CBBC Nov 2017 F	2017/11/21	2017/11/22
61516	Bank of East Asia – Tencent R Bear CBBC Sep 2018 A	2017/11/21	2017/11/22
62308	Credit Suisse AG – HSI R Bear CBBC Mar 2018 D	2017/11/21	2017/11/22
62157	Credit Suisse AG – HSI R Bear CBBC Nov 2017 N	2017/11/21	2017/11/22
61673	BNP Paribas Issuance B.V. – HSI R Bear CBBC Mar 2018 C	2017/11/21	2017/11/22
61667	BNP Paribas Issuance B.V. – HSI R Bear CBBC Mar 2018 B	2017/11/21	2017/11/22
63587	UBS AG – HSI R Bear CBBC Feb 2018 K	2017/11/21	2017/11/22
62310	Credit Suisse AG – HKEX R Bull CBBC Oct 2018 C	2017/11/21	2017/11/22
67648	Credit Suisse AG – Tencent R Bull CBBC Dec 2017 I	2017/11/21	2017/11/22
64898	UBS AG – HSI R Bear CBBC Dec 2017 N	2017/11/21	2017/11/22
64745	J P Morgan SP BV – HSI R Bear CBBC Dec 2017 N	2017/11/21	2017/11/22
62143	HK Bank – CUni R Bull CBBC Aug 2018 G	2017/11/21	2017/11/22
62288	J P Morgan SP BV – HSI R Bear CBBC Mar 2018 I	2017/11/21	2017/11/22
62195	SG Issuer – China Life R Bull CBBC Jul 2018 D	2017/11/21	2017/11/22
61812	HK Bank – HSI R Bear CBBC Jul 2018 U	2017/11/21	2017/11/22
68467	SG Issuer – HSI R Bear CBBC Jan 2018 P	2017/11/21	2017/11/22
66144	SG Issuer – CSA50 R Bear CBBC Sep 2018 A	2017/11/21	2017/11/22
68463	SG Issuer – HSI R Bear CBBC Dec 2017 V	2017/11/21	2017/11/22
61852	HK Bank – Ping An R Bear CBBC Nov 2018 D	2017/11/21	2017/11/22
62377	Credit Suisse AG – HSI R Bear CBBC Nov 2017 H	2017/11/21	2017/11/22
68910	HK Bank – Tencent R Bear CBBC Aug 2018 M	2017/11/21	2017/11/22
62570	UBS AG – HSI R Bear CBBC Nov 2017 L	2017/11/21	2017/11/22
62219	BNP Paribas Issuance B.V. – Ping An R Bear CBBC Mar 2018 A	2017/11/21	2017/11/22
62138	BNP Paribas Issuance B.V. – HSI R Bear CBBC Apr 2018 D	2017/11/21	2017/11/22
62379	Credit Suisse AG – HSI R Bear CBBC Nov 2017 D	2017/11/21	2017/11/22
61962	Credit Suisse AG – Ping An R Bear CBBC Jun 2018 B	2017/11/21	2017/11/22
62034	UBS AG – HSI R Bear CBBC Feb 2018 E	2017/11/21	2017/11/22
62385	Credit Suisse AG – HSI R Bear CBBC Jan 2018 I	2017/11/21	2017/11/22
62434	HK Bank – HSI R Bear CBBC Jul 2018 S	2017/11/21	2017/11/22
62003	Goldman Sachs SP (Asia) – HSI R Bear CBBC Mar 2018 Z	2017/11/21	2017/11/22
62004	Goldman Sachs SP (Asia) – HSI R Bear CBBC Mar 2018 B	2017/11/21	2017/11/22
65857	SG Issuer – HSI R Bear CBBC Mar 2018 U	2017/11/21	2017/11/22
68351	Credit Suisse AG – HSI R Bull CBBC Feb 2018 A	2017/11/21	2017/11/22
62292	Goldman Sachs SP (Asia) – HKEX R Bear CBBC Mar 2018 C	2017/11/21	2017/11/22
62290	Goldman Sachs SP (Asia) – Tencent R Bear CBBC Mar 2018 C	2017/11/21	2017/11/22
62289	Goldman Sachs SP (Asia) – Tencent R Bear CBBC Mar 2018 A	2017/11/21	2017/11/22
69324	Haitong Int'l Sec – HSBC R Bull CBBC Jun 2018 E	2017/11/21	2017/11/22
62430	HK Bank – HSI R Bear CBBC Jul 2018 R	2017/11/21	2017/11/22
68666	SG Issuer – CMob R Bull CBBC Dec 2018 D	2017/11/21	2017/11/22
69358	HK Bank – Evergrande R Bull CBBC Oct 2018 A	2017/11/21	2017/11/22
62707	J P Morgan SP BV – HSI R Bear CBBC Feb 2018 R	2017/11/21	2017/11/22
68468	SG Issuer – HSI R Bear CBBC Feb 2018 N	2017/11/21	2017/11/22
61719	Credit Suisse AG – Ping An R Bear CBBC May 2018 A	2017/11/21	2017/11/22
60722	Credit Suisse AG – AAC Tech R Bull CBBC Nov 2017 A	2017/11/21	2017/11/23
62256	Goldman Sachs SP (Asia) – HSI R Bear CBBC Mar 2018 I	2017/11/21	2017/11/22
62701	J P Morgan SP BV – HSI R Bear CBBC Dec 2017 K	2017/11/21	2017/11/22
67726	Credit Suisse AG – Tencent R Bull CBBC Jan 2018 I	2017/11/21	2017/11/22
62235	Macquarie Bank Ltd. – Tencent R Bear CBBC Jun 2018 F	2017/11/21	2017/11/22
62198	J P Morgan SP BV – HSI R Bear CBBC Feb 2018 Q	2017/11/21	2017/11/22
67546	HK Bank – Ping An R Bear CBBC Nov 2018 C	2017/11/21	2017/11/22
62225	BNP Paribas Issuance B.V. – Tencent R Bear CBBC Apr 2018 A	2017/11/21	2017/11/22
62220	BNP Paribas Issuance B.V. – Tencent R Bear CBBC Apr 2018 F	2017/11/21	2017/11/22
62266	UBS AG – HSI R Bear CBBC Feb 2018 T	2017/11/21	2017/11/22
66389	Credit Suisse AG – HSI R Bear CBBC Dec 2017 J	2017/11/21	2017/11/22
61776	J P Morgan SP BV – HSI R Bear CBBC Feb 2018 N	2017/11/21	2017/11/22
60813	HK Bank – HSI R Bear CBBC Jul 2018 P	2017/11/21	2017/11/22
69916	J P Morgan SP BV – Tencent R Bear CBBC Aug 2018 B	2017/11/21	2017/11/22
60817	HK Bank – HSI R Bear CBBC Jul 2018 Q	2017/11/21	2017/11/22
60997	J P Morgan SP BV – HSI R Bear CBBC Feb 2018 L	2017/11/21	2017/11/22
69880	J P Morgan SP BV – HSBC R Bull CBBC Jul 2018 D	2017/11/21	2017/11/22
60209	SG Issuer – Tencent R Bear CBBC Nov 2018 D	2017/11/21	2017/11/22
61220	UBS AG – HSCEI R Bear CBBC Nov 2017 B	2017/11/21	2017/11/22
61257	Goldman Sachs SP (Asia) – HSI R Bear CBBC Dec 2017 H	2017/11/21	2017/11/22
64628	Credit Suisse AG – HSI R Bear CBBC Dec 2017 E	2017/11/21	2017/11/22
69847	Goldman Sachs SP (Asia) – Tencent R Bear CBBC Apr 2018 O	2017/11/21	2017/11/22
60210	SG Issuer – Tencent R Bear CBBC Dec 2018 D	2017/11/21	2017/11/22

List of expired CBBC, 2017 (continued)

Code	CBBC	Last trading date	Delisted date
61258	Goldman Sachs SP (Asia) – HSI R Bear CBBC Jan 2018 A	2017/11/21	2017/11/22
65423	Credit Suisse AG – Galaxy Ent R Bull CBBC Dec 2017 D	2017/11/21	2017/11/22
61676	UBS AG – HSI R Bear CBBC Dec 2017 D	2017/11/21	2017/11/22
69777	UBS AG – HSI R Bear CBBC Feb 2018 B	2017/11/21	2017/11/22
69779	UBS AG – HSI R Bear CBBC Mar 2018 L	2017/11/21	2017/11/22
61695	UBS AG – HSI R Bear CBBC Dec 2017 F	2017/11/21	2017/11/22
66706	Bank Vontobel – HSI R Bear CBBC Feb 2018 A	2017/11/21	2017/11/22
62900	Goldman Sachs SP (Asia) – HSI R Bear CBBC Mar 2018 D	2017/11/21	2017/11/22
61057	Macquarie Bank Ltd. – Tencent R Bear CBBC Jun 2018 A	2017/11/21	2017/11/22
61687	UBS AG – HSI R Bear CBBC Dec 2017 E	2017/11/21	2017/11/22
61261	SG Issuer – HSI R Bear CBBC Nov 2017 I	2017/11/21	2017/11/22
61419	BNP Paribas Issuance B.V. – HSI R Bear CBBC Mar 2018 R	2017/11/21	2017/11/22
69803	UBS AG – Tencent R Bear CBBC Mar 2018 E	2017/11/21	2017/11/22
69804	UBS AG – Tencent R Bear CBBC Mar 2018 F	2017/11/21	2017/11/22
61345	Credit Suisse AG – HSI R Bear CBBC Jan 2018 C	2017/11/21	2017/11/22
61344	Credit Suisse AG – HSI R Bear CBBC Dec 2017 L	2017/11/21	2017/11/22
60354	BNP Paribas Issuance B.V. – HSI R Bear CBBC Mar 2018 H	2017/11/21	2017/11/22
69037	Credit Suisse AG – Tencent R Bear CBBC Oct 2018 A	2017/11/21	2017/11/22
69254	J P Morgan SP BV – Tencent R Bear CBBC Apr 2018 R	2017/11/21	2017/11/22
68664	SG Issuer – HKEX R Bear CBBC Jun 2018 C	2017/11/21	2017/11/22
68663	SG Issuer – HKEX R Bear CBBC May 2018 B	2017/11/21	2017/11/22
68799	Credit Suisse AG – HKEX R Bear CBBC Mar 2018 C	2017/11/21	2017/11/22
68873	HK Bank – HKEX R Bear CBBC Jun 2018 A	2017/11/21	2017/11/22
68607	J P Morgan SP BV – HSI R Bear CBBC Feb 2018 C	2017/11/21	2017/11/22
69154	SG Issuer – Tencent R Bear CBBC Dec 2018 C	2017/11/21	2017/11/22
67850	Goldman Sachs SP (Asia) – Ping An R Bear CBBC Jun 2018 A	2017/11/21	2017/11/22
68096	SG Issuer – PetroChina R Bull CBBC Aug 2018 C	2017/11/21	2017/11/22
60399	HK Bank – Tencent R Bear CBBC Aug 2018 N	2017/11/21	2017/11/22
68283	HK Bank – HKEX R Bear CBBC Jul 2018 C	2017/11/21	2017/11/22
63531	Credit Suisse AG – Ping An R Bull CBBC Dec 2017 A	2017/11/21	2017/11/22
69157	UBS AG – HSI R Bear CBBC Nov 2017 D	2017/11/21	2017/11/22
68136	Credit Suisse AG – HSCEI R Bear CBBC Dec 2017 A	2017/11/21	2017/11/22
66985	HK Bank – HSI R Bear CBBC Oct 2018 B	2017/11/21	2017/11/22
69079	Credit Suisse AG – HSI R Bear CBBC Mar 2018 X	2017/11/21	2017/11/22
67422	SG Issuer – Ping An R Bear CBBC Dec 2018 A	2017/11/21	2017/11/22
60831	Goldman Sachs SP (Asia) – HSI R Bear CBBC Feb 2018 S	2017/11/21	2017/11/22
60826	Goldman Sachs SP (Asia) – HSI R Bear CBBC Feb 2018 R	2017/11/21	2017/11/22
69069	Credit Suisse AG – HSI R Bear CBBC May 2018 L	2017/11/21	2017/11/22
60026	Credit Suisse AG – Tencent R Bear CBBC Sep 2018 C	2017/11/21	2017/11/22
63536	Credit Suisse AG – Geely Auto R Bull CBBC Dec 2017 C	2017/11/21	2017/11/22
69341	Macquarie Bank Ltd. – HKEX R Bear CBBC Jun 2018 B	2017/11/21	2017/11/22
67879	SG Issuer – HSI R Bear CBBC Jan 2018 B	2017/11/21	2017/11/22
60254	BNP Paribas Issuance B.V. – Tencent R Bear CBBC Apr 2018 K	2017/11/21	2017/11/22
60255	BNP Paribas Issuance B.V. – Tencent R Bear CBBC Apr 2018 R	2017/11/21	2017/11/22
60263	BNP Paribas Issuance B.V. – Tencent R Bear CBBC Apr 2018 Y	2017/11/21	2017/11/22
69261	J P Morgan SP BV – HKEX R Bear CBBC Apr 2018 C	2017/11/21	2017/11/22
69244	SG Issuer – HSI R Bear CBBC Feb 2018 B	2017/11/21	2017/11/22
66769	UBS AG – HSI R Bear CBBC Nov 2017 B	2017/11/21	2017/11/22
69419	Goldman Sachs SP (Asia) – HSI R Bear CBBC Dec 2017 B	2017/11/21	2017/11/22
69605	Macquarie Bank Ltd. – HSI R Bear CBBC Jun 2018 J	2017/11/21	2017/11/22
61455	Macquarie Bank Ltd. – Tencent R Bear CBBC Jun 2018 B	2017/11/21	2017/11/22
61945	Credit Suisse AG – HSI R Bear CBBC Jan 2018 F	2017/11/21	2017/11/22
61449	BNP Paribas Issuance B.V. – HSCEI R Bear CBBC Mar 2018 D	2017/11/21	2017/11/22
69619	Macquarie Bank Ltd. – HSI R Bear CBBC Jun 2018 K	2017/11/21	2017/11/22
61642	Credit Suisse AG – PICC P&C R Bull CBBC Dec 2017 A	2017/11/21	2017/11/22
69600	Macquarie Bank Ltd. – HSI R Bear CBBC Jun 2018 I	2017/11/21	2017/11/22
61648	Credit Suisse AG – PICC P&C R Bull CBBC Dec 2017 C	2017/11/21	2017/11/22
67089	Credit Suisse AG – Geely Auto R Bear CBBC Dec 2018 A	2017/11/21	2017/11/22
68261	Credit Suisse AG – HSCEI R Bull CBBC Dec 2017 A	2017/11/21	2017/11/22
61296	Credit Suisse AG – Ping An R Bear CBBC Jun 2018 A	2017/11/21	2017/11/22
61643	Credit Suisse AG – PICC P&C R Bull CBBC Dec 2017 B	2017/11/21	2017/11/22
62105	UBS AG – HSI R Bear CBBC Dec 2017 H	2017/11/21	2017/11/22
65705	Credit Suisse AG – HSBC R Bull CBBC Dec 2017 G	2017/11/21	2017/11/22
69597	Macquarie Bank Ltd. – HSI R Bear CBBC Jun 2018 H	2017/11/21	2017/11/22
62057	J P Morgan SP BV – HSI R Bear CBBC Feb 2018 P	2017/11/21	2017/11/22
61328	Goldman Sachs SP (Asia) – HSI R Bear CBBC Mar 2018 W	2017/11/21	2017/11/22
66607	UBS AG – HSI R Bear CBBC Jan 2018 Y	2017/11/21	2017/11/22
61323	Goldman Sachs SP (Asia) – HSI R Bear CBBC Feb 2018 E	2017/11/21	2017/11/22
61916	Goldman Sachs SP (Asia) – HSI R Bear CBBC Dec 2017 M	2017/11/21	2017/11/22
61998	Credit Suisse AG – Sinopec Corp R Bull CBBC Feb 2018 C	2017/11/21	2017/11/22
61917	Goldman Sachs SP (Asia) – HSI R Bear CBBC Dec 2017 N	2017/11/21	2017/11/22
68430	Credit Suisse AG – HSI R Bear CBBC May 2018 K	2017/11/21	2017/11/22
65898	Macquarie Bank Ltd. – HSI R Bear CBBC Nov 2018 B	2017/11/21	2017/11/22
64626	Credit Suisse AG – HSI R Bear CBBC Feb 2018 G	2017/11/21	2017/11/22
62443	Credit Suisse AG – HSI R Bear CBBC Mar 2018 E	2017/11/22	2017/11/23
65040	SG Issuer – HSI R Bear CBBC Mar 2018 Q	2017/11/22	2017/11/23
62382	BNP Paribas Issuance B.V. – HSI R Bear CBBC Apr 2018 E	2017/11/22	2017/11/23
62444	SG Issuer – HSI R Bear CBBC Feb 2018 H	2017/11/22	2017/11/23
60349	Bank Vontobel – HSI R Bear CBBC Mar 2018 B	2017/11/22	2017/11/23
64897	UBS AG – HSI R Bear CBBC Dec 2017 J	2017/11/22	2017/11/23
69339	Macquarie Bank Ltd. – HKEX R Bear CBBC Sep 2018 A	2017/11/22	2017/11/23
68669	SG Issuer – HKEX R Bear CBBC Jul 2018 A	2017/11/22	2017/11/23
62384	Goldman Sachs SP (Asia) – HSI R Bear CBBC Feb 2018 A	2017/11/22	2017/11/23
62441	Credit Suisse AG – HSI R Bear CBBC Apr 2018 S	2017/11/22	2017/11/23
62386	Goldman Sachs SP (Asia) – HSCEI R Bear CBBC Feb 2018 A	2017/11/22	2017/11/23
64946	UBS AG – HSI R Bear CBBC Feb 2018 N	2017/11/22	2017/11/23
69298	HK Bank – HSI R Bear CBBC Aug 2018 P	2017/11/22	2017/11/23

List of expired CBBC, 2017 (continued)

Code	CBBC	Last trading date	Delisted date
64947	Credit Suisse AG – HSI R Bear CBBC Feb 2018 H	2017/11/22	2017/11/23
62445	SG Issuer – HSI R Bear CBBC Mar 2018 K	2017/11/22	2017/11/23
62447	SG Issuer – HSI R Bear CBBC Apr 2018 K	2017/11/22	2017/11/23
60002	HK Bank – HKEX R Bear CBBC Jul 2018 E	2017/11/22	2017/11/23
60467	UBS AG – HSI R Bear CBBC Mar 2018 N	2017/11/22	2017/11/23
60012	J P Morgan SP BV – HKEX R Bear CBBC Jun 2018 A	2017/11/22	2017/11/23
69142	SG Issuer – Geely Auto R Bear CBBC Oct 2018 B	2017/11/22	2017/11/23
60019	J P Morgan SP BV – HSI R Bear CBBC Feb 2018 J	2017/11/22	2017/11/23
62461	SG Issuer – HSI R Bear CBBC Apr 2018 L	2017/11/22	2017/11/23
60038	SG Issuer – HSI R Bear CBBC Mar 2018 C	2017/11/22	2017/11/23
60296	UBS AG – HSI R Bear CBBC Dec 2017 A	2017/11/22	2017/11/23
67824	Goldman Sachs SP (Asia) – HSCEI R Bear CBBC Mar 2018 E	2017/11/22	2017/11/23
64945	Credit Suisse AG – HSI R Bear CBBC Dec 2017 X	2017/11/22	2017/11/23
62321	BNP Paribas Issuance B.V. – HKEX R Bear CBBC Mar 2018 B	2017/11/22	2017/11/23
62351	HK Bank – HSI R Bear CBBC Apr 2018 K	2017/11/22	2017/11/23
62693	SG Issuer – Galaxy R Bear CBBC Dec 2017 B	2017/11/22	2017/11/23
62739	Credit Suisse AG – HSI R Bear CBBC Jan 2018 J	2017/11/22	2017/11/23
62407	UBS AG – Tencent R Bear CBBC Mar 2018 H	2017/11/22	2017/11/23
61680	BNP Paribas Issuance B.V. – HSI R Bear CBBC Mar 2018 I	2017/11/22	2017/11/23
62402	UBS AG – Tencent R Bear CBBC Mar 2018 G	2017/11/22	2017/11/23
67825	Goldman Sachs SP (Asia) – HSCEI R Bear CBBC Mar 2018 F	2017/11/22	2017/11/23
63286	Credit Suisse AG – Sands China R Bull CBBC Nov 2017 C	2017/11/22	2017/11/24
62353	HK Bank – HSI R Bear CBBC Apr 2018 N	2017/11/22	2017/11/23
68477	BNP Paribas Issuance B.V. – HSCEI R Bear CBBC Feb 2018 Q	2017/11/22	2017/11/23
62409	UBS AG – HSI R Bear CBBC Feb 2018 U	2017/11/22	2017/11/23
64632	Credit Suisse AG – HSI R Bear CBBC Dec 2017 G	2017/11/22	2017/11/23
68877	HK Bank – HKEX R Bear CBBC Jul 2018 D	2017/11/22	2017/11/23
62410	UBS AG – HSI R Bear CBBC Feb 2018 W	2017/11/22	2017/11/23
68564	J P Morgan SP BV – HSI R Bear CBBC Mar 2018 B	2017/11/22	2017/11/23
68979	Credit Suisse AG – HKEX R Bear CBBC Feb 2018 C	2017/11/22	2017/11/23
63199	Goldman Sachs SP (Asia) – HSI R Bear CBBC Mar 2018 E	2017/11/22	2017/11/23
62469	Goldman Sachs SP (Asia) – Tencent R Bear CBBC Mar 2018 B	2017/11/22	2017/11/23
64749	J P Morgan SP BV – HSI R Bear CBBC Jan 2018 A	2017/11/22	2017/11/23
64635	Credit Suisse AG – HSCEI R Bear CBBC Jan 2018 E	2017/11/22	2017/11/23
63844	J P Morgan SP BV – HSI R Bear CBBC Feb 2018 V	2017/11/22	2017/11/23
64226	SG Issuer – HSI R Bear CBBC Mar 2018 O	2017/11/22	2017/11/23
67979	HK Bank – HSI R Bear CBBC Oct 2018 C	2017/11/22	2017/11/23
62371	HK Bank – Tencent R Bear CBBC Jul 2018 O	2017/11/22	2017/11/23
61950	UBS AG – HSI R Bear CBBC Feb 2018 F	2017/11/22	2017/11/23
62440	Credit Suisse AG – Tencent R Bear CBBC Jul 2018 C	2017/11/22	2017/11/23
68973	Credit Suisse AG – HKEX R Bear CBBC Feb 2018 B	2017/11/22	2017/11/23
65215	Credit Suisse AG – HSI R Bear CBBC Jan 2018 V	2017/11/22	2017/11/23
66222	Goldman Sachs SP (Asia) – HKEX R Bear CBBC Mar 2018 A	2017/11/22	2017/11/23
60129	SG Issuer – HKEX R Bear CBBC Jun 2018 D	2017/11/22	2017/11/23
61423	BNP Paribas Issuance B.V. – HSI R Bear CBBC Mar 2018 S	2017/11/22	2017/11/23
65133	HK Bank – HSI R Bear CBBC Aug 2018 N	2017/11/22	2017/11/23
62063	J P Morgan SP BV – HKEX R Bear CBBC Jul 2018 A	2017/11/22	2017/11/23
69620	Macquarie Bank Ltd. – HSI R Bear CBBC Jun 2018 L	2017/11/22	2017/11/23
65142	HK Bank – HSI R Bear CBBC Sep 2018 B	2017/11/22	2017/11/23
69524	J P Morgan SP BV – HSI R Bear CBBC Mar 2018 D	2017/11/22	2017/11/23
61377	Credit Suisse AG – HSCEI R Bear CBBC Dec 2017 B	2017/11/22	2017/11/23
61118	UBS AG – HSI R Bear CBBC Mar 2018 S	2017/11/22	2017/11/23
61351	Credit Suisse AG – HSI R Bear CBBC Jan 2018 D	2017/11/22	2017/11/23
61076	Macquarie Bank Ltd. – HSI R Bear CBBC Nov 2018 D	2017/11/22	2017/11/23
61306	Credit Suisse AG – HSI R Bear CBBC Apr 2018 P	2017/11/22	2017/11/23
61301	SG Issuer – AIA R Bear CBBC Jun 2018 A	2017/11/22	2017/11/23
65348	J P Morgan SP BV – HSI R Bear CBBC Feb 2018 X	2017/11/22	2017/11/23
65269	SG Issuer – HSI R Bear CBBC Jan 2018 W	2017/11/22	2017/11/23
64793	Credit Suisse AG – HSBC R Bull CBBC Nov 2017 E	2017/11/22	2017/11/24
65728	BNP Paribas Issuance B.V. – HSI R Bear CBBC Mar 2018 F	2017/11/22	2017/11/23
65211	Credit Suisse AG – HSI R Bear CBBC Jan 2018 U	2017/11/22	2017/11/23
62506	J P Morgan SP BV – HSI R Bear CBBC Mar 2018 J	2017/11/22	2017/11/23
66209	Goldman Sachs SP (Asia) – HSCEI R Bear CBBC Apr 2018 A	2017/11/22	2017/11/23
65157	UBS AG – HSI R Bear CBBC Feb 2018 P	2017/11/22	2017/11/23
61762	J P Morgan SP BV – HSCEI R Bear CBBC Apr 2018 D	2017/11/22	2017/11/23
65546	Credit Suisse AG – BOCL R Bull CBBC Nov 2017 B	2017/11/22	2017/11/24
61713	UBS AG – HKEX R Bear CBBC Mar 2018 B	2017/11/22	2017/11/23
61483	SG Issuer – HSCEI R Bear CBBC Feb 2018 C	2017/11/22	2017/11/23
66286	SG Issuer – HSI R Bear CBBC Jan 2018 C	2017/11/22	2017/11/23
61934	Goldman Sachs SP (Asia) – HSI R Bear CBBC Jan 2018 C	2017/11/22	2017/11/23
66074	SG Issuer – HSI R Bear CBBC Feb 2018 G	2017/11/22	2017/11/23
62507	J P Morgan SP BV – HSI R Bear CBBC Mar 2018 K	2017/11/22	2017/11/23
66072	SG Issuer – HSI R Bear CBBC Feb 2018 C	2017/11/22	2017/11/23
61918	Goldman Sachs SP (Asia) – HSI R Bear CBBC Jan 2018 B	2017/11/22	2017/11/23
61150	J P Morgan SP BV – HSI R Bear CBBC Mar 2018 F	2017/11/22	2017/11/23
69651	SG Issuer – HSI R Bear CBBC Feb 2018 T	2017/11/22	2017/11/23
69780	UBS AG – HSI R Bear CBBC Feb 2018 D	2017/11/22	2017/11/23
65419	HK Bank – HSI R Bear CBBC Aug 2018 O	2017/11/22	2017/11/23
61646	HK Bank – HSCEI R Bear CBBC Aug 2018 A	2017/11/22	2017/11/23
62614	SG Issuer – HSI R Bear CBBC Apr 2018 M	2017/11/23	2017/11/24
64047	Credit Suisse AG – Sands China R Bull CBBC Nov 2017 D	2017/11/23	2017/11/27
68616	Credit Suisse AG – HSBC R Bull CBBC Nov 2017 A	2017/11/23	2017/11/27
62554	Credit Suisse AG – HSI R Bear CBBC May 2018 P	2017/11/23	2017/11/24
62562	Credit Suisse AG – HSI R Bear CBBC Apr 2018 T	2017/11/23	2017/11/24
62576	Credit Suisse AG – HSI R Bear CBBC Apr 2018 U	2017/11/23	2017/11/24
62611	UBS AG – HSI R Bear CBBC Mar 2018 U	2017/11/23	2017/11/24
62631	J P Morgan SP BV – HSI R Bear CBBC Feb 2018 A	2017/11/23	2017/11/24

List of expired CBBC, 2017 (continued)

Code	CBBC	Last trading date	Delisted date
62513	Goldman Sachs SP (Asia) – HSI R Bear CBBC Mar 2018 H	2017/11/23	2017/11/24
64023	J P Morgan SP BV – Tencent R Bull CBBC Nov 2017 M	2017/11/23	2017/11/27
62523	Goldman Sachs SP (Asia) – HSI R Bear CBBC Mar 2018 K	2017/11/23	2017/11/24
62533	HK Bank – HSCEI R Bear CBBC Apr 2018 D	2017/11/23	2017/11/24
62613	SG Issuer – HSI R Bear CBBC Mar 2018 L	2017/11/23	2017/11/24
62633	J P Morgan SP BV – HSI R Bear CBBC Feb 2018 D	2017/11/23	2017/11/24
62591	UBS AG – HSI R Bear CBBC Feb 2018 X	2017/11/23	2017/11/24
62531	HK Bank – HSI R Bear CBBC Apr 2018 L	2017/11/23	2017/11/24
60784	Macquarie Bank Ltd. – HKEX R Bear CBBC Sep 2018 B	2017/11/23	2017/11/24
62781	UBS AG – HSI R Bear CBBC Feb 2018 Y	2017/11/24	2017/11/27
62187	SG Issuer – ABC R Bull CBBC Dec 2017 A	2017/11/24	2017/11/27
62664	Goldman Sachs SP (Asia) – HSI R Bear CBBC Feb 2018 G	2017/11/24	2017/11/27
68201	SG Issuer – CCB R Bull CBBC Dec 2017 A	2017/11/24	2017/11/27
62662	Goldman Sachs SP (Asia) – HSI R Bear CBBC Mar 2018 M	2017/11/24	2017/11/27
66506	SG Issuer – Tencent R Bull CBBC Jan 2018 F	2017/11/24	2017/11/27
62692	HK Bank – ICBC R Bull CBBC Sep 2018 D	2017/11/24	2017/11/27
66486	SG Issuer – Galaxy R Bull CBBC Dec 2017 B	2017/11/24	2017/11/27
66503	SG Issuer – Tencent R Bull CBBC Jan 2018 E	2017/11/24	2017/11/27
62666	Goldman Sachs SP (Asia) – Tencent R Bear CBBC Mar 2018 E	2017/11/24	2017/11/27
62748	Goldman Sachs SP (Asia) – HSI R Bear CBBC Mar 2018 L	2017/11/24	2017/11/27
62745	BNP Paribas Issuance B.V. – Tencent R Bear CBBC Apr 2018 V	2017/11/24	2017/11/27
68213	SG Issuer – Tencent R Bull CBBC Nov 2017 E	2017/11/24	2017/11/27
66496	SG Issuer – Tencent R Bull CBBC Dec 2017 C	2017/11/24	2017/11/27
61189	HK Bank – Ping An R Bull CBBC Nov 2017 A	2017/11/24	2017/11/28
60097	HK Bank – Galaxy Ent R Bull CBBC Nov 2017 B	2017/11/24	2017/11/28
62810	Credit Suisse AG – HSI R Bear CBBC Mar 2018 F	2017/11/24	2017/11/27
62741	SG Issuer – Tencent R Bear CBBC Jul 2018 C	2017/11/24	2017/11/27
62024	HK Bank – Galaxy Ent R Bull CBBC Nov 2017 D	2017/11/24	2017/11/28
62668	BNP Paribas Issuance B.V. – HSI R Bear CBBC Apr 2018 F	2017/11/24	2017/11/27
65475	Bank of East Asia – Galaxy Ent R Bull CBBC Nov 2017 A	2017/11/24	2017/11/28
65478	Bank of East Asia – AIA R Bull CBBC Nov 2017 C	2017/11/24	2017/11/28
62840	SG Issuer – HSI R Bear CBBC Apr 2018 N	2017/11/24	2017/11/27
64910	SG Issuer – AIA R Bull CBBC Dec 2017 A	2017/11/24	2017/11/27
62795	J P Morgan SP BV – HSI R Bear CBBC Feb 2018 E	2017/11/24	2017/11/27
66498	SG Issuer – Tencent R Bull CBBC Dec 2017 D	2017/11/24	2017/11/27
66500	SG Issuer – Tencent R Bull CBBC Dec 2017 E	2017/11/24	2017/11/27
66502	SG Issuer – Tencent R Bull CBBC Jan 2018 D	2017/11/24	2017/11/27
62183	SG Issuer – ICBC R Bull CBBC Dec 2017 A	2017/11/24	2017/11/27
69159	SG Issuer – CKH R Bull CBBC Dec 2017 D	2017/11/24	2017/11/27
62667	Goldman Sachs SP (Asia) – Tencent R Bear CBBC Mar 2018 F	2017/11/24	2017/11/27
62212	SG Issuer – Geely Auto R Bull CBBC Jul 2018 F	2017/11/24	2017/11/27
64496	SG Issuer – Galaxy R Bull CBBC Jan 2018 A	2017/11/24	2017/11/27
62438	SG Issuer – A50 R Bull CBBC Nov 2017 A	2017/11/24	2017/11/27
60470	SG Issuer – CKA R Bull CBBC Dec 2017 A	2017/11/24	2017/11/27
60937	SG Issuer – HSI R Bull CBBC Nov 2017 S	2017/11/24	2017/11/27
60488	SG Issuer – CKH R Bull CBBC Dec 2017 A	2017/11/24	2017/11/27
61080	SG Issuer – Geely Auto R Bull CBBC Feb 2018 A	2017/11/24	2017/11/27
66518	SG Issuer – Tencent R Bull CBBC Jan 2018 L	2017/11/24	2017/11/27
67739	UBS AG – HKEX R Bull CBBC Nov 2017 F	2017/11/24	2017/11/28
67790	SG Issuer – HSI R Bull CBBC Dec 2017 S	2017/11/24	2017/11/27
68309	SG Issuer – Ping An R Bull CBBC Feb 2018 A	2017/11/24	2017/11/27
68017	SG Issuer – HSI R Bull CBBC Dec 2017 V	2017/11/24	2017/11/27
63847	Bank of East Asia – China Life R Bull CBBC Nov 2017 A	2017/11/24	2017/11/28
62111	SG Issuer – Sunny Optical R Bull CBBC Aug 2018 B	2017/11/24	2017/11/27
68016	SG Issuer – HSI R Bull CBBC Dec 2017 U	2017/11/24	2017/11/27
68015	SG Issuer – HSI R Bull CBBC Dec 2017 T	2017/11/24	2017/11/27
60830	J P Morgan SP BV – HSI R Bull CBBC Nov 2017 Q	2017/11/24	2017/11/27
62908	J P Morgan SP BV – HSI R Bull CBBC Nov 2017 Y	2017/11/24	2017/11/27
64989	SG Issuer – Tencent R Bull CBBC Nov 2017 F	2017/11/24	2017/11/27
61356	Haitong Int'l Sec – Evergrande R Bull CBBC Aug 2018 D	2017/11/24	2017/11/27
61790	Haitong Int'l Sec – Sunny Optical R Bull CBBC Jul 2018 A	2017/11/24	2017/11/27
61256	HK Bank – CKA R Bull CBBC Nov 2017 A	2017/11/24	2017/11/28
68044	SG Issuer – HSCEI R Bull CBBC Dec 2017 A	2017/11/24	2017/11/27
67990	SG Issuer – HS H-SH ETF R Bull CBBC Dec 2017 A	2017/11/24	2017/11/27
67105	SG Issuer – Ping An R Bull CBBC Dec 2017 A	2017/11/24	2017/11/27
61361	SG Issuer – BOCL R Bear CBBC Nov 2017 A	2017/11/24	2017/11/27
67643	SG Issuer – Tencent R Bull CBBC Feb 2018 A	2017/11/24	2017/11/27
60683	SG Issuer – Ping An R Bull CBBC Jan 2018 A	2017/11/24	2017/11/27
67525	SG Issuer – HSI R Bull CBBC Dec 2017 Q	2017/11/24	2017/11/27
67529	SG Issuer – HSI R Bull CBBC Dec 2017 R	2017/11/24	2017/11/27
67750	UBS AG – Tencent R Bull CBBC Nov 2017 F	2017/11/24	2017/11/28
60642	SG Issuer – COVS R Bull CBBC Dec 2017 B	2017/11/24	2017/11/27
63473	SG Issuer – Geely Auto R Bull CBBC Nov 2017 C	2017/11/24	2017/11/27
65967	SG Issuer – PICC P&C R Bull CBBC Dec 2017 A	2017/11/24	2017/11/27
63469	SG Issuer – Geely Auto R Bull CBBC Jan 2018 A	2017/11/24	2017/11/27
63042	Credit Suisse AG – HSBC R Bull CBBC Nov 2017 C	2017/11/27	2017/11/29
65931	BNP Paribas Issuance B.V. – HSI R Bull CBBC Aug 2018 C	2017/11/27	2017/11/28
62944	BNP Paribas Issuance B.V. – Tencent R Bull CBBC Sep 2018 Q	2017/11/27	2017/11/28
63074	SG Issuer – Tencent R Bull CBBC Apr 2018 C	2017/11/27	2017/11/28
63001	Credit Suisse AG – Tencent R Bull CBBC Sep 2018 E	2017/11/27	2017/11/28
67827	BNP Paribas Issuance B.V. – HSI R Bull CBBC Nov 2017 T	2017/11/27	2017/11/28
62946	HK Bank – Tencent R Bull CBBC Nov 2018 B	2017/11/27	2017/11/28
62974	Bank of East Asia – Tencent R Bull CBBC Sep 2018 K	2017/11/27	2017/11/28
62948	HK Bank – Tencent R Bull CBBC Nov 2018 C	2017/11/27	2017/11/28
64921	BNP Paribas Issuance B.V. – HSI R Bull CBBC Aug 2018 E	2017/11/27	2017/11/28
63082	SG Issuer – Tencent R Bull CBBC Aug 2018 L	2017/11/27	2017/11/28
63079	SG Issuer – Tencent R Bull CBBC May 2018 B	2017/11/27	2017/11/28

List of expired CBBC, 2017 (continued)

Code	CBBC	Last trading date	Delisted date
69869	BNP Paribas Issuance B.V. – HSI R Bull CBBC Nov 2017 Y	2017/11/27	2017/11/28
64916	BNP Paribas Issuance B.V. – HSI R Bull CBBC Aug 2018 S	2017/11/27	2017/11/28
69612	BNP Paribas Issuance B.V. – HSI R Bull CBBC Dec 2017 U	2017/11/27	2017/11/28
61928	BNP Paribas Issuance B.V. – Tencent R Bull CBBC Dec 2017 C	2017/11/27	2017/11/28
62972	Bank of East Asia – Tencent R Bull CBBC Sep 2018 J	2017/11/27	2017/11/28
62968	Bank of East Asia – Ping An R Bear CBBC Aug 2018 A	2017/11/27	2017/11/28
62971	Bank of East Asia – Geely Auto R Bull CBBC Sep 2018 C	2017/11/27	2017/11/28
63067	SG Issuer – Galaxy R Bull CBBC Jun 2018 F	2017/11/27	2017/11/28
62899	Goldman Sachs SP (Asia) – HSI R Bear CBBC Mar 2018 N	2017/11/27	2017/11/28
63796	BNP Paribas Issuance B.V. – HSI R Bull CBBC Dec 2017 A	2017/11/27	2017/11/28
68947	BNP Paribas Issuance B.V. – HSI R Bull CBBC Dec 2017 S	2017/11/27	2017/11/28
68948	BNP Paribas Issuance B.V. – HSI R Bull CBBC Nov 2017 X	2017/11/27	2017/11/28
68950	BNP Paribas Issuance B.V. – HSI R Bull CBBC Dec 2017 T	2017/11/27	2017/11/28
63489	BNP Paribas Issuance B.V. – HSI R Bull CBBC Dec 2017 Z	2017/11/27	2017/11/28
63234	BNP Paribas Issuance B.V. – HSI R Bull CBBC Dec 2017 Y	2017/11/27	2017/11/28
68634	Haitong Int'l Sec – HSBC R Bull CBBC Nov 2017 B	2017/11/27	2017/11/29
62865	Goldman Sachs SP (Asia) – Tencent R Bear CBBC Mar 2018 H	2017/11/27	2017/11/28
62870	HK Bank – Tencent R Bear CBBC Sep 2018 G	2017/11/27	2017/11/28
63157	J P Morgan SP BV – Tencent R Bull CBBC Mar 2018 S	2017/11/27	2017/11/28
66097	BNP Paribas Issuance B.V. – HSI R Bull CBBC Aug 2018 H	2017/11/27	2017/11/28
66549	BNP Paribas Issuance B.V. – HSI R Bull CBBC Sep 2018 H	2017/11/27	2017/11/28
65356	BNP Paribas Issuance B.V. – Tencent R Bull CBBC Aug 2018 S	2017/11/27	2017/11/28
62903	BNP Paribas Issuance B.V. – Tencent R Bear CBBC Apr 2018 G	2017/11/27	2017/11/28
66734	SG Issuer – Evergrande R Bull CBBC Dec 2018 A	2017/11/27	2017/11/28
62553	BNP Paribas Issuance B.V. – HSI R Bull CBBC Nov 2017 F	2017/11/27	2017/11/28
66265	BNP Paribas Issuance B.V. – HSI R Bull CBBC Sep 2018 F	2017/11/27	2017/11/28
68359	BNP Paribas Issuance B.V. – HSI R Bull CBBC Nov 2017 U	2017/11/27	2017/11/28
66264	BNP Paribas Issuance B.V. – HSI R Bull CBBC Sep 2018 E	2017/11/27	2017/11/28
61681	Credit Suisse AG – Sunny Optical R Bull CBBC Jul 2018 B	2017/11/27	2017/11/28
66095	BNP Paribas Issuance B.V. – HSI R Bull CBBC Aug 2018 R	2017/11/27	2017/11/28
63108	J P Morgan SP BV – BYD Company R Bull CBBC May 2018 B	2017/11/27	2017/11/28
63105	J P Morgan SP BV – HSI R Bear CBBC Feb 2018 F	2017/11/27	2017/11/28
62942	BNP Paribas Issuance B.V. – Tencent R Bull CBBC Sep 2018 P	2017/11/27	2017/11/28
63151	J P Morgan SP BV – Tencent R Bull CBBC Mar 2018 R	2017/11/27	2017/11/28
69595	BNP Paribas Issuance B.V. – HSI R Bull CBBC Aug 2018 F	2017/11/27	2017/11/28
62990	Credit Suisse AG – BYD Company R Bull CBBC Sep 2018 A	2017/11/27	2017/11/28
64152	SG Issuer – Evergrande R Bull CBBC Nov 2018 A	2017/11/27	2017/11/28
63040	UBS AG – BYD Company R Bull CBBC Jul 2018 A	2017/11/27	2017/11/28
60748	Haitong Int'l Sec – Great Wall Motor R Bull CBBC Nov 2017 A	2017/11/27	2017/11/29
61861	HK Bank – Sunny Optical R Bull CBBC Aug 2018 D	2017/11/27	2017/11/28
60145	BNP Paribas Issuance B.V. – HSI R Bull CBBC Nov 2017 Z	2017/11/27	2017/11/28
68535	BNP Paribas Issuance B.V. – Tencent R Bull CBBC Jun 2018 A	2017/11/27	2017/11/28
67757	BNP Paribas Issuance B.V. – HSI R Bull CBBC Aug 2018 T	2017/11/27	2017/11/28
65813	HK Bank – Evergrande R Bull CBBC Sep 2018 B	2017/11/27	2017/11/28
63039	UBS AG – HSI R Bear CBBC Feb 2018 Z	2017/11/27	2017/11/28
67811	BNP Paribas Issuance B.V. – HSI R Bull CBBC Aug 2018 V	2017/11/27	2017/11/28
63046	UBS AG – Tencent R Bull CBBC Apr 2018 K	2017/11/27	2017/11/28
63026	Goldman Sachs SP (Asia) – Tencent R Bull CBBC Apr 2018 M	2017/11/27	2017/11/28
61863	HK Bank – Country Garden R Bull CBBC Aug 2018 A	2017/11/27	2017/11/28
69553	BNP Paribas Issuance B.V. – Tencent R Bull CBBC Aug 2018 B	2017/11/27	2017/11/28
69401	BNP Paribas Issuance B.V. – HSI R Bull CBBC Aug 2018 J	2017/11/27	2017/11/28
62147	HK Bank – AAC Tech R Bull CBBC Aug 2018 H	2017/11/27	2017/11/28
62155	HK Bank – Geely Auto R Bull CBBC Sep 2018 F	2017/11/27	2017/11/28
63028	Goldman Sachs SP (Asia) – Tencent R Bull CBBC Apr 2018 O	2017/11/27	2017/11/28
68543	BNP Paribas Issuance B.V. – Tencent R Bull CBBC Jun 2018 C	2017/11/27	2017/11/28
62987	Credit Suisse AG – HSI R Bear CBBC May 2018 Q	2017/11/27	2017/11/28
63027	Goldman Sachs SP (Asia) – Tencent R Bull CBBC Apr 2018 N	2017/11/27	2017/11/28
68268	BNP Paribas Issuance B.V. – HSI R Bull CBBC Aug 2018 X	2017/11/27	2017/11/28
68538	BNP Paribas Issuance B.V. – Tencent R Bull CBBC Jun 2018 B	2017/11/27	2017/11/28
68270	BNP Paribas Issuance B.V. – HSI R Bull CBBC Aug 2018 Y	2017/11/27	2017/11/28
60800	BNP Paribas Issuance B.V. – HSI R Bull CBBC Nov 2017 B	2017/11/27	2017/11/28
69908	BNP Paribas Issuance B.V. – HSI R Bull CBBC Aug 2018 M	2017/11/27	2017/11/28
66245	Haitong Int'l Sec – Evergrande R Bull CBBC Sep 2018 B	2017/11/27	2017/11/28
60149	BNP Paribas Issuance B.V. – HSI R Bull CBBC Dec 2017 C	2017/11/27	2017/11/28
61783	Haitong Int'l Sec – AAC Tech R Bull CBBC Jul 2018 G	2017/11/27	2017/11/28
63009	Credit Suisse AG – Tencent R Bull CBBC Sep 2018 F	2017/11/27	2017/11/28
68056	Credit Suisse AG – HSI R Bull CBBC Nov 2017 K	2017/11/28	2017/11/30
63278	BNP Paribas Issuance B.V. – HSI R Bear CBBC Apr 2018 G	2017/11/28	2017/11/29
64880	J P Morgan SP BV – HSCEI R Bull CBBC Sep 2019 C	2017/11/28	2017/11/29
63180	BNP Paribas Issuance B.V. – HSI R Bear CBBC Mar 2018 M	2017/11/28	2017/11/29
67762	SG Issuer – CUni R Bull CBBC Sep 2018 A	2017/11/28	2017/11/29
64527	Credit Suisse AG – Ping An R Bull CBBC Oct 2018 Q	2017/11/28	2017/11/29
64535	Credit Suisse AG – BYD Company R Bull CBBC May 2018 C	2017/11/28	2017/11/29
64544	Credit Suisse AG – HSCEI R Bull CBBC Sep 2018 B	2017/11/28	2017/11/29
63336	BNP Paribas Issuance B.V. – Tencent R Bull CBBC Sep 2018 U	2017/11/28	2017/11/29
63181	BNP Paribas Issuance B.V. – HSI R Bear CBBC Mar 2018 Q	2017/11/28	2017/11/29
64553	Credit Suisse AG – HSCEI R Bull CBBC Sep 2018 C	2017/11/28	2017/11/29
63182	BNP Paribas Issuance B.V. – HSI R Bear CBBC Mar 2018 W	2017/11/28	2017/11/29
67579	HK Bank – HSI R Bull CBBC Nov 2017 F	2017/11/28	2017/11/30
63267	Goldman Sachs SP (Asia) – HSI R Bear CBBC Apr 2018 C	2017/11/28	2017/11/29
63335	BNP Paribas Issuance B.V. – Tencent R Bull CBBC Sep 2018 T	2017/11/28	2017/11/29
68806	UBS AG – HSI R Bull CBBC Nov 2017 A	2017/11/28	2017/11/30
64928	J P Morgan SP BV – HSI R Bull CBBC Sep 2019 Q	2017/11/28	2017/11/29
63127	J P Morgan SP BV – Tencent R Bull CBBC Mar 2018 Q	2017/11/28	2017/11/29
67947	Credit Suisse AG – China Life R Bull CBBC Nov 2018 A	2017/11/28	2017/11/29
63299	J P Morgan SP BV – HSI R Bear CBBC Feb 2018 H	2017/11/28	2017/11/29
62881	HK Bank – BYD Company R Bull CBBC Aug 2018 A	2017/11/28	2017/11/29

List of expired CBBC, 2017 (continued)

Code	CBBC	Last trading date	Delisted date
63301	J P Morgan SP BV – HSI R Bear CBBC Feb 2018 K	2017/11/28	2017/11/29
65007	J P Morgan SP BV – Tencent R Bull CBBC Apr 2018 F	2017/11/28	2017/11/29
63345	BNP Paribas Issuance B.V. – CSOP A50 ETF R Bull CBBC Jun 18G	2017/11/28	2017/11/29
64883	J P Morgan SP BV – HSI R Bull CBBC Sep 2019 O	2017/11/28	2017/11/29
64521	Credit Suisse AG – Ping An R Bull CBBC Oct 2018 P	2017/11/28	2017/11/29
64610	UBS AG – HSI R Bear CBBC Feb 2018 L	2017/11/28	2017/11/29
62868	HK Bank – Tencent R Bull CBBC Oct 2018 F	2017/11/28	2017/11/29
67744	UBS AG – China Life R Bull CBBC Jul 2018 D	2017/11/28	2017/11/29
64923	J P Morgan SP BV – HSI R Bull CBBC Sep 2019 P	2017/11/28	2017/11/29
64526	Credit Suisse AG – Ping An R Bull CBBC Nov 2018 A	2017/11/28	2017/11/29
63339	BNP Paribas Issuance B.V. – Ping An R Bull CBBC Aug 2018 R	2017/11/28	2017/11/29
64873	J P Morgan SP BV – CM Bank R Bull CBBC Oct 2018 A	2017/11/28	2017/11/29
64893	J P Morgan SP BV – HSI R Bull CBBC Dec 2018 I	2017/11/28	2017/11/29
63344	BNP Paribas Issuance B.V. – Ping An R Bull CBBC Aug 2018 S	2017/11/28	2017/11/29
64792	UBS AG – HSI R Bull CBBC Dec 2018 L	2017/11/28	2017/11/29
64690	UBS AG – Tencent R Bull CBBC Apr 2018 M	2017/11/28	2017/11/29
64694	UBS AG – Tencent R Bull CBBC Mar 2018 V	2017/11/28	2017/11/29
64704	UBS AG – Tencent R Bull CBBC Mar 2018 W	2017/11/28	2017/11/29
64715	UBS AG – Ping An R Bull CBBC Apr 2018 B	2017/11/28	2017/11/29
62854	Goldman Sachs SP (Asia) – Tencent R Bull CBBC Apr 2018 J	2017/11/28	2017/11/29
64723	UBS AG – Ping An R Bull CBBC Apr 2018 C	2017/11/28	2017/11/29
63019	Credit Suisse AG – CSOP A50 ETF R Bull CBBC May 2018 B	2017/11/28	2017/11/29
62862	Goldman Sachs SP (Asia) – China Life R Bull CBBC May 2018 F	2017/11/28	2017/11/29
63325	BNP Paribas Issuance B.V. – HSI R Bull CBBC Nov 2018 X	2017/11/28	2017/11/29
67836	Goldman Sachs SP (Asia) – China Life R Bull CBBC Dec 2018 A	2017/11/28	2017/11/29
68736	Goldman Sachs SP (Asia) – HSI R Bull CBBC Nov 2017 B	2017/11/28	2017/11/30
68742	Goldman Sachs SP (Asia) – HSI R Bull CBBC Nov 2017 V	2017/11/28	2017/11/30
63610	Macquarie Bank Ltd. – Tencent R Bull CBBC Jun 2018 I	2017/11/28	2017/11/29
62851	SG Issuer – Tencent R Bull CBBC Apr 2018 B	2017/11/28	2017/11/29
64796	UBS AG – HSI R Bull CBBC Mar 2019 A	2017/11/28	2017/11/29
63567	BNP Paribas Issuance B.V. – HSI R Bull CBBC Nov 2018 A	2017/11/28	2017/11/29
63259	Goldman Sachs SP (Asia) – HSI R Bear CBBC Apr 2018 A	2017/11/28	2017/11/29
64776	UBS AG – HSI R Bull CBBC Apr 2019 U	2017/11/28	2017/11/29
64613	UBS AG – HSI R Bear CBBC Feb 2018 V	2017/11/28	2017/11/29
63552	HK Bank – Ping An R Bull CBBC Nov 2018 A	2017/11/28	2017/11/29
64854	J P Morgan SP BV – CPIC R Bull CBBC Oct 2018 A	2017/11/28	2017/11/29
63191	Haitong Int'l Sec – Tencent R Bull CBBC Aug 2018 C	2017/11/28	2017/11/29
63334	BNP Paribas Issuance B.V. – Tencent R Bull CBBC Sep 2018 S	2017/11/28	2017/11/29
63207	Haitong Int'l Sec – Tencent R Bull CBBC Aug 2018 D	2017/11/28	2017/11/29
63333	BNP Paribas Issuance B.V. – Tencent R Bull CBBC Sep 2018 R	2017/11/28	2017/11/29
62848	SG Issuer – Ping An R Bull CBBC Jul 2018 A	2017/11/28	2017/11/29
63612	Macquarie Bank Ltd. – Tencent R Bull CBBC Jun 2018 J	2017/11/28	2017/11/29
63558	HK Bank – Tencent R Bull CBBC Aug 2018 Y	2017/11/28	2017/11/29
63328	BNP Paribas Issuance B.V. – HSI R Bull CBBC Nov 2018 Y	2017/11/28	2017/11/29
64629	UBS AG – HSI R Bear CBBC Feb 2018 J	2017/11/28	2017/11/29
63637	Macquarie Bank Ltd. – HKEX R Bull CBBC Jul 2018 B	2017/11/28	2017/11/29
64828	J P Morgan SP BV – ICBC R Bull CBBC Sep 2018 E	2017/11/28	2017/11/29
64480	Credit Suisse AG – HSI R Bull CBBC Apr 2019 E	2017/11/28	2017/11/29
63262	Goldman Sachs SP (Asia) – HSI R Bear CBBC Apr 2018 B	2017/11/28	2017/11/29
63330	BNP Paribas Issuance B.V. – HSI R Bull CBBC Nov 2018 Z	2017/11/28	2017/11/29
64797	UBS AG – HSI R Bull CBBC Dec 2018 M	2017/11/28	2017/11/29
63585	Macquarie Bank Ltd. – Tencent R Bull CBBC Jun 2018 H	2017/11/28	2017/11/29
63653	Macquarie Bank Ltd. – HKEX R Bull CBBC Jul 2018 C	2017/11/28	2017/11/29
63417	Goldman Sachs SP (Asia) – Tencent R Bull CBBC Apr 2018 S	2017/11/28	2017/11/29
63391	Goldman Sachs SP (Asia) – Tencent R Bull CBBC Apr 2018 Q	2017/11/28	2017/11/29
63485	Bank of East Asia – HKEX R Bull CBBC Sep 2018 E	2017/11/28	2017/11/29
63418	Goldman Sachs SP (Asia) – Tencent R Bull CBBC Apr 2018 T	2017/11/28	2017/11/29
63972	SG Issuer – Ping An R Bull CBBC Aug 2018 E	2017/11/28	2017/11/29
63487	Bank of East Asia – HKEX R Bull CBBC Sep 2018 F	2017/11/28	2017/11/29
68285	Goldman Sachs SP (Asia) – HSI R Bull CBBC Nov 2017 J	2017/11/28	2017/11/30
62970	Bank of East Asia – CM Bank R Bull CBBC Sep 2018 B	2017/11/28	2017/11/29
63987	SG Issuer – Ping An R Bull CBBC Nov 2018 A	2017/11/28	2017/11/29
66508	HK Bank – HSI R Bull CBBC Nov 2017 E	2017/11/28	2017/11/30
62969	Bank of East Asia – Ping An R Bull CBBC Aug 2018 I	2017/11/28	2017/11/29
63882	SG Issuer – HSI R Bull CBBC Dec 2019 B	2017/11/28	2017/11/29
63880	SG Issuer – HSI R Bull CBBC Nov 2019 K	2017/11/28	2017/11/29
63400	Goldman Sachs SP (Asia) – Tencent R Bull CBBC Apr 2018 R	2017/11/28	2017/11/29
62966	Macquarie Bank Ltd. – Tencent R Bull CBBC Jun 2018 G	2017/11/28	2017/11/29
63512	Bank of East Asia – Ping An R Bull CBBC Aug 2018 J	2017/11/28	2017/11/29
64124	Goldman Sachs SP (Asia) – Ping An R Bull CBBC Oct 2018 M	2017/11/28	2017/11/29
63878	SG Issuer – HSI R Bull CBBC Nov 2019 J	2017/11/28	2017/11/29
63876	SG Issuer – HSI R Bull CBBC Oct 2019 H	2017/11/28	2017/11/29
64481	Credit Suisse AG – HSI R Bull CBBC May 2018 M	2017/11/28	2017/11/29
64123	Goldman Sachs SP (Asia) – Ping An R Bull CBBC Oct 2018 L	2017/11/28	2017/11/29
63434	J P Morgan SP BV – Tencent R Bull CBBC Mar 2018 U	2017/11/28	2017/11/29
63910	SG Issuer – BYD Company R Bull CBBC Aug 2018 B	2017/11/28	2017/11/29
63455	SG Issuer – Tencent R Bull CBBC Sep 2018 K	2017/11/28	2017/11/29
67906	HK Bank – HSCEI R Bull CBBC Nov 2017 A	2017/11/28	2017/11/30
63447	SG Issuer – Tencent R Bull CBBC Jun 2018 Q	2017/11/28	2017/11/29
63445	SG Issuer – Tencent R Bull CBBC Apr 2018 A	2017/11/28	2017/11/29
63479	Bank of East Asia – Tencent R Bull CBBC Sep 2018 L	2017/11/28	2017/11/29
63901	SG Issuer – HSI R Bull CBBC Dec 2019 C	2017/11/28	2017/11/29
63444	SG Issuer – HKEX R Bull CBBC Jun 2018 M	2017/11/28	2017/11/29
67560	HK Bank – China Life R Bull CBBC Jun 2018 A	2017/11/28	2017/11/29
63913	SG Issuer – BYD Company R Bull CBBC Sep 2018 A	2017/11/28	2017/11/29
63087	SG Issuer – CSOP A50 ETF R Bull CBBC Aug 2018 C	2017/11/28	2017/11/29
63919	SG Issuer – CC Bank R Bull CBBC Oct 2018 D	2017/11/28	2017/11/29

List of expired CBBC, 2017 (continued)

Code	CBBC	Last trading date	Delisted date
63920	SG Issuer – China Life R Bull CBBC Jul 2018 E	2017/11/28	2017/11/29
63939	SG Issuer – HKEX R Bull CBBC Jul 2018 K	2017/11/28	2017/11/29
68245	Credit Suisse AG – HSCEI R Bull CBBC Nov 2017 D	2017/11/28	2017/11/30
68252	Credit Suisse AG – HSCEI R Bull CBBC Nov 2017 E	2017/11/28	2017/11/30
63424	J P Morgan SP BV – Tencent R Bull CBBC Mar 2018 T	2017/11/28	2017/11/29
63951	SG Issuer – Ping An R Bull CBBC Jun 2018 D	2017/11/28	2017/11/29
66494	HK Bank – HSI R Bull CBBC Nov 2017 D	2017/11/28	2017/11/30
63443	SG Issuer – HKEX R Bull CBBC Apr 2018 H	2017/11/28	2017/11/29
63359	HK Bank – Tencent R Bull CBBC Aug 2018 X	2017/11/28	2017/11/29
63085	SG Issuer – Tencent R Bull CBBC Sep 2018 J	2017/11/28	2017/11/29
64340	Credit Suisse AG – Tencent R Bull CBBC Sep 2018 H	2017/11/28	2017/11/29
63365	HK Bank – Tencent R Bull CBBC Jul 2018 N	2017/11/28	2017/11/29
64352	Credit Suisse AG – Tencent R Bull CBBC Sep 2018 I	2017/11/28	2017/11/29
64380	Credit Suisse AG – HSI R Bear CBBC May 2018 R	2017/11/28	2017/11/29
63526	Bank of East Asia – Ping An R Bull CBBC Aug 2018 L	2017/11/28	2017/11/29
63680	Goldman Sachs SP (Asia) – HSI R Bull CBBC Aug 2019 R	2017/11/28	2017/11/29
64892	Credit Suisse AG – AIA R Bull CBBC Nov 2017 C	2017/11/28	2017/11/30
64327	Credit Suisse AG – CM Bank R Bull CBBC Nov 2018 G	2017/11/28	2017/11/29
64476	Credit Suisse AG – HSI R Bull CBBC Nov 2018 K	2017/11/28	2017/11/29
63374	HK Bank – Ping An R Bull CBBC Oct 2018 B	2017/11/28	2017/11/29
63387	HK Bank – HSI R Bull CBBC Jul 2018 K	2017/11/28	2017/11/29
64483	Credit Suisse AG – HKEX R Bull CBBC Oct 2018 E	2017/11/28	2017/11/29
62901	BNP Paribas Issuance B.V. – Tencent R Bull CBBC Sep 2018 O	2017/11/28	2017/11/29
63356	HK Bank – Geely Auto R Bull CBBC Sep 2018 H	2017/11/28	2017/11/29
63353	HK Bank – HKEX R Bull CBBC Nov 2018 A	2017/11/28	2017/11/29
63667	Goldman Sachs SP (Asia) – HSI R Bull CBBC Aug 2019 Q	2017/11/28	2017/11/29
64492	Credit Suisse AG – HKEX R Bull CBBC Oct 2018 F	2017/11/28	2017/11/29
64520	Credit Suisse AG – AIA R Bull CBBC Sep 2018 B	2017/11/28	2017/11/29
64470	Credit Suisse AG – HSI R Bull CBBC May 2018 L	2017/11/28	2017/11/29
63038	Goldman Sachs SP (Asia) – Tencent R Bull CBBC Apr 2018 P	2017/11/28	2017/11/29
63752	Goldman Sachs SP (Asia) – HSCEI R Bull CBBC Sep 2019 C	2017/11/28	2017/11/29
64129	Goldman Sachs SP (Asia) – Ping An R Bull CBBC Oct 2018 N	2017/11/28	2017/11/29
63047	UBS AG – Tencent R Bull CBBC Apr 2018 L	2017/11/28	2017/11/29
64148	Goldman Sachs SP (Asia) – Ping An R Bull CBBC Oct 2018 O	2017/11/28	2017/11/29
64170	Goldman Sachs SP (Asia) – HKEX R Bull CBBC Oct 2018 B	2017/11/28	2017/11/29
63516	Bank of East Asia – Ping An R Bull CBBC Aug 2018 K	2017/11/28	2017/11/29
67156	UBS AG – HSCEI R Bull CBBC Nov 2017 C	2017/11/28	2017/11/30
64181	Goldman Sachs SP (Asia) – HKEX R Bull CBBC Oct 2018 C	2017/11/28	2017/11/29
64336	Credit Suisse AG – Tencent R Bull CBBC Sep 2018 G	2017/11/28	2017/11/29
64202	Goldman Sachs SP (Asia) – HKEX R Bull CBBC Oct 2018 D	2017/11/28	2017/11/29
63534	HK Bank – CSOP A50 ETF R Bull CBBC Oct 2018 A	2017/11/28	2017/11/29
64219	Goldman Sachs SP (Asia) – CSOP A50 ETF R Bull CBBC Mar 2018F	2017/11/28	2017/11/29
68396	Goldman Sachs SP (Asia) – HSI R Bull CBBC Nov 2017 S	2017/11/28	2017/11/30
64227	Goldman Sachs SP (Asia) – CSOP A50 ETF R Bull CBBC Mar 2018G	2017/11/28	2017/11/29
64228	Credit Suisse AG – HSI R Bear CBBC Apr 2018 V	2017/11/28	2017/11/29
63379	HK Bank – BYD Company R Bull CBBC Nov 2018 A	2017/11/28	2017/11/29
64229	Credit Suisse AG – Geely Auto R Bull CBBC Dec 2018 D	2017/11/28	2017/11/29
64272	Credit Suisse AG – CPIC R Bull CBBC Jul 2018 A	2017/11/28	2017/11/29
64305	Credit Suisse AG – CSOP A50 ETF R Bull CBBC May 2018 C	2017/11/28	2017/11/29
63381	HK Bank – HKEX R Bull CBBC Oct 2018 F	2017/11/28	2017/11/29
60970	UBS AG – HSI R Bull CBBC Nov 2017 W	2017/11/28	2017/11/30
60797	HK Bank – HSI R Bull CBBC Nov 2017 L	2017/11/28	2017/11/30
61433	Goldman Sachs SP (Asia) – HSI R Bull CBBC Nov 2017 K	2017/11/28	2017/11/30
60218	SG Issuer – CKH R Bull CBBC Nov 2017 B	2017/11/28	2017/11/30
64488	SG Issuer – China Life R Bear CBBC Nov 2017 A	2017/11/28	2017/11/30
60032	HK Bank – HSI R Bull CBBC Nov 2017 I	2017/11/28	2017/11/30
69296	Credit Suisse AG – Sands China R Bull CBBC Nov 2017 B	2017/11/28	2017/11/30
61931	BNP Paribas Issuance B.V. – HSCEI R Bull CBBC Nov 2017 C	2017/11/28	2017/11/30
69774	UBS AG – HSCEI R Bull CBBC Nov 2017 D	2017/11/28	2017/11/30
69284	Credit Suisse AG – HSI R Bull CBBC Nov 2017 H	2017/11/28	2017/11/30
60563	J P Morgan SP BV – HSI R Bull CBBC Nov 2017 O	2017/11/28	2017/11/30
63070	UBS AG – HSI R Bull CBBC Nov 2017 O	2017/11/28	2017/11/30
61617	Haitong Int'l Sec – HSI R Bull CBBC Nov 2017 H	2017/11/28	2017/11/30
62834	Credit Suisse AG – CM Bank R Bull CBBC Nov 2018 F	2017/11/28	2017/11/29
60664	SG Issuer – Geely Auto R Bull CBBC Nov 2017 A	2017/11/28	2017/11/30
69202	BNP Paribas Issuance B.V. – HSI R Bull CBBC Nov 2017 C	2017/11/28	2017/11/30
66020	HK Bank – HSI R Bull CBBC Nov 2017 T	2017/11/28	2017/11/30
60694	Goldman Sachs SP (Asia) – HSI R Bull CBBC Nov 2017 H	2017/11/28	2017/11/30
60673	J P Morgan SP BV – HSI R Bull CBBC Nov 2017 P	2017/11/28	2017/11/30
63306	Haitong Int'l Sec – Galaxy Ent R Bull CBBC Nov 2017 B	2017/11/28	2017/11/30
60663	UBS AG – HSI R Bull CBBC Nov 2017 U	2017/11/28	2017/11/30
61175	J P Morgan SP BV – HSI R Bull CBBC Nov 2017 S	2017/11/28	2017/11/30
66059	Credit Suisse AG – HSI R Bull CBBC Nov 2017 I	2017/11/28	2017/11/30
61933	BNP Paribas Issuance B.V. – HSCEI R Bull CBBC Nov 2017 D	2017/11/28	2017/11/30
62686	BNP Paribas Issuance B.V. – Geely Auto R Bull CBBC Aug 2018A	2017/11/28	2017/11/29
69646	HK Bank – HSI R Bull CBBC Nov 2017 H	2017/11/28	2017/11/30
62953	Credit Suisse AG – HSI R Bull CBBC Nov 2017 Z	2017/11/28	2017/11/30
62669	BNP Paribas Issuance B.V. – CSOP A50 ETF R Bull CBBC Jun 18F	2017/11/28	2017/11/29
62882	Credit Suisse AG – HSI R Bull CBBC Nov 2017 X	2017/11/28	2017/11/30
64288	Credit Suisse AG – HSI R Bull CBBC Nov 2017 A	2017/11/28	2017/11/30
64356	Goldman Sachs SP (Asia) – HSI R Bull CBBC Nov 2017 U	2017/11/28	2017/11/30
62320	J P Morgan SP BV – HSI R Bull CBBC Nov 2017 W	2017/11/28	2017/11/30
62684	BNP Paribas Issuance B.V. – Ch Life R Bull CBBC Aug 2018 D	2017/11/28	2017/11/29
62100	Goldman Sachs SP (Asia) – HSI R Bull CBBC Nov 2017 P	2017/11/28	2017/11/30
63148	Haitong Int'l Sec – HSBC R Bull CBBC Nov 2017 A	2017/11/28	2017/11/30
65933	HK Bank – HSI R Bull CBBC Nov 2017 R	2017/11/28	2017/11/30
65850	J P Morgan SP BV – HSI R Bull CBBC Nov 2017 R	2017/11/28	2017/11/30

List of expired CBBC, 2017 (continued)

Code	CBBC	Last trading date	Delisted date
61654	Credit Suisse AG – HSI R Bull CBBC Nov 2017 B	2017/11/28	2017/11/30
61786	Credit Suisse AG – HSI R Bull CBBC Nov 2017 V	2017/11/28	2017/11/30
63937	Macquarie Bank Ltd. – HSBC R Bull CBBC Nov 2017 A	2017/11/28	2017/11/30
61766	Goldman Sachs SP (Asia) – HSI R Bull CBBC Nov 2017 N	2017/11/28	2017/11/30
61417	UBS AG – HSI R Bull CBBC Nov 2017 D	2017/11/28	2017/11/30
61422	Credit Suisse AG – HSI R Bull CBBC Nov 2017 E	2017/11/28	2017/11/30
61441	Goldman Sachs SP (Asia) – HSI R Bull CBBC Nov 2017 C	2017/11/28	2017/11/30
61610	Credit Suisse AG – HSI R Bull CBBC Nov 2017 U	2017/11/28	2017/11/30
61548	Goldman Sachs SP (Asia) – HSI R Bull CBBC Nov 2017 M	2017/11/28	2017/11/30
61486	Goldman Sachs SP (Asia) – HSI R Bull CBBC Nov 2017 L	2017/11/28	2017/11/30
60579	Goldman Sachs SP (Asia) – HSI R Bull CBBC Nov 2017 G	2017/11/28	2017/11/30
62099	Goldman Sachs SP (Asia) – HSI R Bull CBBC Nov 2017 O	2017/11/28	2017/11/30
64036	Goldman Sachs SP (Asia) – HSI R Bull CBBC Nov 2017 A	2017/11/28	2017/11/30
63481	HK Bank – HSI R Bull CBBC Nov 2017 N	2017/11/28	2017/11/30
62763	HK Bank – HSI R Bull CBBC Nov 2017 C	2017/11/28	2017/11/30
63506	BNP Paribas Issuance B.V. – HSI R Bull CBBC Nov 2017 H	2017/11/28	2017/11/30
62751	Goldman Sachs SP (Asia) – Ping An R Bull CBBC Oct 2018 K	2017/11/28	2017/11/29
60405	HK Bank – HSI R Bull CBBC Nov 2017 J	2017/11/28	2017/11/30
67687	SG Issuer – HS H-SH ETF R Bull CBBC Nov 2017 A	2017/11/28	2017/11/30
67398	SG Issuer – AIA R Bull CBBC Nov 2017 A	2017/11/28	2017/11/30
68945	HK Bank – HSI R Bull CBBC Nov 2017 G	2017/11/28	2017/11/30
63731	Goldman Sachs SP (Asia) – HSI R Bull CBBC Nov 2017 T	2017/11/28	2017/11/30
63866	HK Bank – HSI R Bull CBBC Nov 2017 O	2017/11/28	2017/11/30
62583	Bank of East Asia – CM Bank R Bull CBBC Nov 2017 A	2017/11/28	2017/11/30
62817	Credit Suisse AG – Ping An R Bull CBBC Oct 2018 O	2017/11/28	2017/11/29
63486	HK Bank – HSCEI R Bull CBBC Nov 2017 C	2017/11/28	2017/11/30
69459	Haitong Int'l Sec – China Life R Bull CBBC Aug 2018 A	2017/11/28	2017/11/29
60336	J P Morgan SP BV – HSI R Bull CBBC Nov 2017 A	2017/11/28	2017/11/30
65115	J P Morgan SP BV – HKEX R Bull CBBC Mar 2018 E	2017/11/28	2017/11/29
62826	Credit Suisse AG – Tencent R Bull CBBC Aug 2018 E	2017/11/28	2017/11/29
65111	J P Morgan SP BV – HKEX R Bull CBBC Mar 2018 D	2017/11/28	2017/11/29
65109	J P Morgan SP BV – Ping An R Bull CBBC May 2018 G	2017/11/28	2017/11/29
65063	J P Morgan SP BV – Ping An R Bull CBBC Apr 2018 K	2017/11/28	2017/11/29
65061	J P Morgan SP BV – Ping An R Bull CBBC Apr 2018 J	2017/11/28	2017/11/29
65056	J P Morgan SP BV – Geely Auto R Bull CBBC Nov 2018 B	2017/11/28	2017/11/29
65022	J P Morgan SP BV – Tencent R Bull CBBC Apr 2018 G	2017/11/28	2017/11/29
62829	Credit Suisse AG – ICBC R Bull CBBC Sep 2018 O	2017/11/28	2017/11/29
63942	Credit Suisse AG – CUni R Bull CBBC Nov 2017 B	2017/11/28	2017/11/30
60280	Goldman Sachs SP (Asia) – HSI R Bull CBBC Nov 2017 E	2017/11/28	2017/11/30
60610	J P Morgan SP BV – HSI R Bull CBBC Nov 2017 J	2017/11/28	2017/11/30
63295	J P Morgan SP BV – HSI R Bull CBBC Feb 2018 G	2017/11/28	2017/11/29
67578	Haitong Int'l Sec – HSI R Bull CBBC Nov 2017 I	2017/11/28	2017/11/30
60432	Goldman Sachs SP (Asia) – HSI R Bull CBBC Nov 2017 X	2017/11/28	2017/11/30
60095	Credit Suisse AG – HSI R Bull CBBC Nov 2017 M	2017/11/28	2017/11/30
62787	Bank of East Asia – Tencent R Bull CBBC Sep 2018 I	2017/11/28	2017/11/29
62791	HK Bank – Tencent R Bull CBBC Oct 2018 E	2017/11/28	2017/11/29
60284	Goldman Sachs SP (Asia) – HSI R Bull CBBC Nov 2017 F	2017/11/28	2017/11/30
60195	J P Morgan SP BV – HSI R Bull CBBC Nov 2017 M	2017/11/28	2017/11/30
67059	Haitong Int'l Sec – HSCEI R Bull CBBC Nov 2017 A	2017/11/28	2017/11/30
62337	SG Issuer – China Life R Bull CBBC Sep 2018 D	2017/11/28	2017/11/29
62775	J P Morgan SP BV – HSI R Bull CBBC Nov 2017 Z	2017/11/28	2017/11/30
60173	UBS AG – HSI R Bull CBBC Nov 2017 T	2017/11/28	2017/11/30
69030	Goldman Sachs SP (Asia) – HSI R Bull CBBC Nov 2017 Z	2017/11/28	2017/11/30
62762	HK Bank – HSI R Bull CBBC Nov 2017 B	2017/11/28	2017/11/30
69019	Goldman Sachs SP (Asia) – HSI R Bull CBBC Nov 2017 Y	2017/11/28	2017/11/30
60171	UBS AG – HSI R Bull CBBC Nov 2017 S	2017/11/28	2017/11/30
69014	Credit Suisse AG – HSI R Bull CBBC Nov 2017 F	2017/11/28	2017/11/30
60441	J P Morgan SP BV – HSI R Bull CBBC Nov 2017 N	2017/11/28	2017/11/30
69513	UBS AG – HSI R Bull CBBC Sep 2018 B	2017/11/29	2017/11/30
66907	Credit Suisse AG – Tencent R Bull CBBC Apr 2018 J	2017/11/29	2017/11/30
65335	Bank of East Asia – CKH R Bull CBBC Nov 2017 B	2017/11/29	2017/12/01
69763	UBS AG – Tencent R Bull CBBC Dec 2017 E	2017/11/29	2017/11/30
68895	UBS AG – HSI R Bull CBBC Jul 2018 C	2017/11/29	2017/11/30
65338	Bank of East Asia – Tencent R Bull CBBC Nov 2017 B	2017/11/29	2017/12/01
60397	UBS AG – Tencent R Bull CBBC Jul 2018 E	2017/11/29	2017/11/30
67386	Macquarie Bank Ltd. – Tencent R Bull CBBC Nov 2017 B	2017/11/29	2017/12/01
67932	UBS AG – HSI R Bull CBBC Feb 2018 F	2017/11/29	2017/11/30
64754	UBS AG – CSOP A50 ETF R Bull CBBC Feb 2018 B	2017/11/29	2017/11/30
68062	Macquarie Bank Ltd. – Tencent R Bull CBBC Nov 2017 C	2017/11/29	2017/12/01
67751	UBS AG – Tencent R Bull CBBC Dec 2017 C	2017/11/29	2017/11/30
67708	UBS AG – HSI R Bull CBBC Nov 2018 B	2017/11/29	2017/11/30
65956	UBS AG – HSI R Bull CBBC Sep 2018 W	2017/11/29	2017/11/30
66454	UBS AG – HSI R Bull CBBC Jul 2018 B	2017/11/29	2017/11/30
66781	UBS AG – HSI R Bull CBBC Aug 2018 A	2017/11/29	2017/11/30
66788	UBS AG – HSI R Bull CBBC Jul 2018 D	2017/11/29	2017/11/30
67341	UBS AG – ICBC R Bull CBBC Aug 2018 A	2017/11/29	2017/11/30
67368	UBS AG – HSI R Bull CBBC Aug 2018 C	2017/11/29	2017/11/30
63472	UBS AG – CSOP A50 ETF R Bull CBBC Jan 2018 C	2017/11/29	2017/11/30
67375	UBS AG – HSI R Bull CBBC Oct 2018 A	2017/11/29	2017/11/30
65516	UBS AG – HSI R Bull CBBC Aug 2018 Z	2017/11/29	2017/11/30
67749	UBS AG – CNOOC R Bull CBBC Dec 2017 A	2017/11/29	2017/11/30
68183	UBS AG – HSI R Bull CBBC Sep 2018 Z	2017/11/29	2017/11/30
68332	UBS AG – HSI R Bull CBBC Jul 2018 H	2017/11/29	2017/11/30
68683	UBS AG – HSI R Bull CBBC Nov 2018 E	2017/11/29	2017/11/30
69034	UBS AG – Tencent R Bull CBBC Dec 2017 N	2017/11/29	2017/11/30
69161	UBS AG – HSI R Bull CBBC Sep 2018 I	2017/11/29	2017/11/30
63312	BNP Paribas Issuance B.V. – HSI R Bull CBBC Apr 2018 M	2017/11/29	2017/11/30

List of expired CBBC, 2017 (continued)

Code	CBBC	Last trading date	Delisted date
67373	UBS AG – HSI R Bull CBBC Nov 2018 A	2017/11/29	2017/11/30
62776	UBS AG – Ping An R Bull CBBC Feb 2018 A	2017/11/29	2017/11/30
60726	Haitong Int'l Sec – HSBC R Bull CBBC Nov 2017 C	2017/11/29	2017/12/01
60730	Haitong Int'l Sec – HSBC R Bull CBBC Nov 2017 D	2017/11/29	2017/12/01
60873	UBS AG – HSI R Bull CBBC Aug 2018 U	2017/11/29	2017/11/30
62460	UBS AG – HSI R Bull CBBC Dec 2017 L	2017/11/29	2017/11/30
61111	UBS AG – Ping An R Bull CBBC Jan 2018 A	2017/11/29	2017/11/30
61275	UBS AG – CSOP A50 ETF R Bull CBBC Dec 2017 A	2017/11/29	2017/11/30
61285	UBS AG – CSOP A50 ETF R Bull CBBC Jan 2018 B	2017/11/29	2017/11/30
65600	UBS AG – HSI R Bull CBBC Sep 2018 V	2017/11/29	2017/11/30
63457	BNP Paribas Issuance B.V. – HSI R Bear CBBC Apr 2018 N	2017/11/29	2017/11/30
65520	UBS AG – HSI R Bull CBBC Jul 2018 Z	2017/11/29	2017/11/30
64186	UBS AG – Ping An R Bull CBBC Jan 2018 D	2017/11/29	2017/11/30
63984	UBS AG – Tencent R Bull CBBC Feb 2018 J	2017/11/29	2017/11/30
63863	UBS AG – HSI R Bull CBBC Sep 2018 N	2017/11/29	2017/11/30
64392	UBS AG – Tencent R Bull CBBC Feb 2018 D	2017/11/29	2017/11/30
64812	UBS AG – CC Bank R Bull CBBC Dec 2017 B	2017/11/29	2017/11/30
65511	UBS AG – Tencent R Bull CBBC Mar 2018 A	2017/11/29	2017/11/30
60132	UBS AG – Ping An R Bull CBBC Dec 2017 A	2017/11/29	2017/11/30
63468	Goldman Sachs SP (Asia) – HSI R Bear CBBC Mar 2018 O	2017/11/29	2017/11/30
65910	Bank of East Asia – HKEX R Bull CBBC Sep 2018 H	2017/11/29	2017/11/30
65748	Goldman Sachs SP (Asia) – HSI R Bull CBBC Sep 2019 N	2017/11/29	2017/11/30
65749	Goldman Sachs SP (Asia) – HSI R Bull CBBC Sep 2019 O	2017/11/29	2017/11/30
65751	Goldman Sachs SP (Asia) – HSI R Bull CBBC Sep 2019 P	2017/11/29	2017/11/30
65760	BNP Paribas Issuance B.V. – HKEX R Bull CBBC Aug 2018 S	2017/11/29	2017/11/30
65793	BNP Paribas Issuance B.V. – HSCEI R Bull CBBC Aug 2018 E	2017/11/29	2017/11/30
65805	SG Issuer – HSI R Bull CBBC Oct 2019 I	2017/11/29	2017/11/30
65823	Macquarie Bank Ltd. – CM Bank R Bull CBBC Aug 2018 A	2017/11/29	2017/11/30
65825	Macquarie Bank Ltd. – HKEX R Bull CBBC Jul 2018 D	2017/11/29	2017/11/30
65828	Macquarie Bank Ltd. – HKEX R Bull CBBC Jul 2018 E	2017/11/29	2017/11/30
65829	Goldman Sachs SP (Asia) – Ping An R Bull CBBC Oct 2018 P	2017/11/29	2017/11/30
66444	UBS AG – CC Bank R Bull CBBC Sep 2018 A	2017/11/29	2017/11/30
65866	Bank of East Asia – HKEX R Bull CBBC Sep 2018 G	2017/11/29	2017/11/30
65121	HK Bank – HKEX R Bull CBBC Nov 2017 E	2017/11/29	2017/12/01
65932	Bank of East Asia – Geely Auto R Bull CBBC Sep 2018 D	2017/11/29	2017/11/30
65935	Bank of East Asia – CC Bank R Bull CBBC Sep 2018 C	2017/11/29	2017/11/30
66052	UBS AG – HSI R Bear CBBC Mar 2018 W	2017/11/29	2017/11/30
66291	UBS AG – HSI R Bull CBBC Apr 2019 V	2017/11/29	2017/11/30
66296	UBS AG – HSI R Bull CBBC Dec 2018 N	2017/11/29	2017/11/30
66308	UBS AG – HSI R Bull CBBC Aug 2019 A	2017/11/29	2017/11/30
66326	UBS AG – HSI R Bull CBBC Dec 2018 P	2017/11/29	2017/11/30
66369	UBS AG – Tencent R Bull CBBC Apr 2018 N	2017/11/29	2017/11/30
66408	UBS AG – HKEX R Bull CBBC Jun 2018 G	2017/11/29	2017/11/30
66431	UBS AG – HKEX R Bull CBBC Jun 2018 H	2017/11/29	2017/11/30
67483	Goldman Sachs SP (Asia) – Tencent R Bull CBBC Apr 2018 W	2017/11/29	2017/11/30
65830	Bank of East Asia – Tencent R Bull CBBC Sep 2018 M	2017/11/29	2017/11/30
65612	HK Bank – Tencent R Bull CBBC Aug 2018 Z	2017/11/29	2017/11/30
65303	Goldman Sachs SP (Asia) – HSI R Bear CBBC Apr 2018 I	2017/11/29	2017/11/30
65386	Haitong Int'l Sec – Ping An R Bull CBBC Aug 2018 N	2017/11/29	2017/11/30
65399	Haitong Int'l Sec – Ping An R Bull CBBC Aug 2018 O	2017/11/29	2017/11/30
65422	Haitong Int'l Sec – HKEX R Bull CBBC Jun 2018 I	2017/11/29	2017/11/30
65510	Haitong Int'l Sec – Tencent R Bull CBBC Jun 2018 L	2017/11/29	2017/11/30
64824	J P Morgan SP BV – HSI R Bear CBBC Feb 2018 M	2017/11/29	2017/11/30
65513	HK Bank – HSCEI R Bull CBBC Jul 2018 E	2017/11/29	2017/11/30
65522	HK Bank – CSOP A50 ETF R Bull CBBC Oct 2018 B	2017/11/29	2017/11/30
65539	HK Bank – HSI R Bull CBBC Jul 2018 L	2017/11/29	2017/11/30
65552	HK Bank – HSI R Bull CBBC Jul 2018 Y	2017/11/29	2017/11/30
65578	HK Bank – HKEX R Bull CBBC Jul 2018 Z	2017/11/29	2017/11/30
65746	Goldman Sachs SP (Asia) – HSI R Bull CBBC Sep 2019 M	2017/11/29	2017/11/30
65587	HK Bank – Geely Auto R Bull CBBC Aug 2018 K	2017/11/29	2017/11/30
65714	SG Issuer – Tencent R Bull CBBC Oct 2018 D	2017/11/29	2017/11/30
65618	HK Bank – China Life R Bull CBBC Sep 2018 B	2017/11/29	2017/11/30
65623	HK Bank – Ping An R Bull CBBC Jun 2018 C	2017/11/29	2017/11/30
65624	BNP Paribas Issuance B.V. – HSI R Bull CBBC Nov 2018 B	2017/11/29	2017/11/30
65650	BNP Paribas Issuance B.V. – HSI R Bull CBBC Nov 2018 C	2017/11/29	2017/11/30
65658	SG Issuer – HKEX R Bull CBBC Jun 2018 N	2017/11/29	2017/11/30
64686	UBS AG – HSI R Bear CBBC May 2018 B	2017/11/29	2017/11/30
64630	UBS AG – Tencent R Bear CBBC Apr 2018 H	2017/11/29	2017/11/30
65698	SG Issuer – HKEX R Bull CBBC Jul 2018 L	2017/11/29	2017/11/30
65707	SG Issuer – Ping An R Bull CBBC Aug 2018 F	2017/11/29	2017/11/30
65709	SG Issuer – Ping An R Bull CBBC Oct 2018 H	2017/11/29	2017/11/30
66445	UBS AG – AIA R Bull CBBC Sep 2018 B	2017/11/29	2017/11/30
65579	HK Bank – HKEX R Bull CBBC Oct 2018 G	2017/11/29	2017/11/30
67479	Goldman Sachs SP (Asia) – Tencent R Bull CBBC Apr 2018 V	2017/11/29	2017/11/30
67253	Credit Suisse AG – HKEX R Bull CBBC Jun 2018 V	2017/11/29	2017/11/30
67254	Credit Suisse AG – CUni R Bull CBBC Jun 2018 B	2017/11/29	2017/11/30
67298	UBS AG – China Life R Bull CBBC Jul 2018 F	2017/11/29	2017/11/30
63237	HK Bank – PetCh R Bull CBBC Nov 2017 A	2017/11/29	2017/12/01
63222	HK Bank – COVS R Bull CBBC Nov 2017 B	2017/11/29	2017/12/01
67332	SG Issuer – CM Bank R Bull CBBC Oct 2018 B	2017/11/29	2017/11/30
67384	SG Issuer – ICBC R Bull CBBC Sep 2018 E	2017/11/29	2017/11/30
67389	SG Issuer – Tencent R Bull CBBC Aug 2018 M	2017/11/29	2017/11/30
67402	SG Issuer – CSOP A50 ETF R Bull CBBC Aug 2018 D	2017/11/29	2017/11/30
67411	SG Issuer – CSOP A50 ETF R Bull CBBC Sep 2018 C	2017/11/29	2017/11/30
66434	UBS AG – CSOP A50 ETF R Bull CBBC May 2018 A	2017/11/29	2017/11/30
67471	Goldman Sachs SP (Asia) – Tencent R Bull CBBC Apr 2018 U	2017/11/29	2017/11/30
67192	Credit Suisse AG – HSCEI R Bull CBBC Sep 2018 D	2017/11/29	2017/11/30

List of expired CBBC, 2017 (continued)

Code	CBBC	Last trading date	Delisted date
67653	UBS AG – Tencent R Bull CBBC Dec 2017 B	2017/11/29	2017/11/30
67512	Goldman Sachs SP (Asia) – HKEX R Bull CBBC Oct 2018 E	2017/11/29	2017/11/30
67523	Goldman Sachs SP (Asia) – HKEX R Bull CBBC Oct 2018 F	2017/11/29	2017/11/30
67528	Goldman Sachs SP (Asia) – HKEX R Bull CBBC Oct 2018 G	2017/11/29	2017/11/30
66152	UBS AG – Ping An R Bull CBBC Jun 2018 A	2017/11/29	2017/11/30
67550	Goldman Sachs SP (Asia) – Ping An R Bull CBBC Oct 2018 Q	2017/11/29	2017/11/30
67557	Goldman Sachs SP (Asia) – Ping An R Bull CBBC Oct 2018 R	2017/11/29	2017/11/30
67609	J P Morgan SP BV – Tencent R Bull CBBC Mar 2018 V	2017/11/29	2017/11/30
67622	J P Morgan SP BV – CSOP A50 ETF R Bull CBBC Jun 2018 A	2017/11/29	2017/11/30
62346	HK Bank – AIA R Bull CBBC Nov 2017 B	2017/11/29	2017/12/01
61233	HK Bank – Galaxy Ent R Bull CBBC Nov 2017 C	2017/11/29	2017/12/01
66009	UBS AG – HSI R Bull CBBC Dec 2017 E	2017/11/29	2017/11/30
66817	Credit Suisse AG – Ping An R Bull CBBC Oct 2018 R	2017/11/29	2017/11/30
66620	SG Issuer – HSI R Bull CBBC Sep 2019 E	2017/11/29	2017/11/30
66692	SG Issuer – HSI R Bull CBBC Oct 2019 L	2017/11/29	2017/11/30
66890	UBS AG – Tencent R Bull CBBC Apr 2018 F	2017/11/29	2017/11/30
66719	SG Issuer – HSI R Bull CBBC Nov 2019 M	2017/11/29	2017/11/30
66728	J P Morgan SP BV – BOCL R Bull CBBC Sep 2018 C	2017/11/29	2017/11/30
64362	Credit Suisse AG – HSI R Bear CBBC Apr 2018 W	2017/11/29	2017/11/30
66746	J P Morgan SP BV – Ping An R Bull CBBC Apr 2018 L	2017/11/29	2017/11/30
65340	Bank of East Asia – HKEX R Bull CBBC Nov 2017 C	2017/11/29	2017/12/01
66748	J P Morgan SP BV – HSI R Bull CBBC Sep 2019 R	2017/11/29	2017/11/30
66759	J P Morgan SP BV – HSI R Bull CBBC Sep 2019 S	2017/11/29	2017/11/30
66760	J P Morgan SP BV – HSI R Bull CBBC Nov 2018 V	2017/11/29	2017/11/30
67244	Credit Suisse AG – HKEX R Bull CBBC Jun 2018 U	2017/11/29	2017/11/30
66807	Credit Suisse AG – Ping An R Bull CBBC Aug 2018 Q	2017/11/29	2017/11/30
66612	UBS AG – Galaxy Ent R Bull CBBC Jun 2018 B	2017/11/29	2017/11/30
66846	Credit Suisse AG – Ping An R Bull CBBC Oct 2018 S	2017/11/29	2017/11/30
66893	Credit Suisse AG – HSBC R Bull CBBC Sep 2018 E	2017/11/29	2017/11/30
66903	Credit Suisse AG – AIA R Bull CBBC Sep 2018 C	2017/11/29	2017/11/30
67035	Credit Suisse AG – CC Bank R Bull CBBC Sep 2018 T	2017/11/29	2017/11/30
67036	Credit Suisse AG – ICBC R Bull CBBC Sep 2018 P	2017/11/29	2017/11/30
67051	Credit Suisse AG – BOCL R Bull CBBC Sep 2018 I	2017/11/29	2017/11/30
67054	Credit Suisse AG – HSI R Bull CBBC Nov 2018 L	2017/11/29	2017/11/30
67080	Credit Suisse AG – HSI R Bull CBBC Nov 2018 M	2017/11/29	2017/11/30
67081	Credit Suisse AG – HSI R Bull CBBC Nov 2018 N	2017/11/29	2017/11/30
67088	Credit Suisse AG – HSI R Bull CBBC Apr 2019 F	2017/11/29	2017/11/30
61106	HK Bank – CKH R Bull CBBC Nov 2017 A	2017/11/29	2017/12/01
66761	J P Morgan SP BV – HSI R Bull CBBC Dec 2018 O	2017/11/29	2017/11/30
62174	HK Bank – AIA R Bull CBBC Sep 2018 A	2017/11/29	2017/11/30
69455	HK Bank – BOC HK R Bull CBBC Nov 2017 A	2017/11/29	2017/12/01
62895	HK Bank – CSOP A50 ETF R Bull CBBC Sep 2018 A	2017/11/29	2017/11/30
67837	HK Bank – ICBC R Bull CBBC Nov 2017 A	2017/11/29	2017/12/01
63023	Goldman Sachs SP (Asia) – Tencent R Bear CBBC Apr 2018 Q	2017/11/29	2017/11/30
63533	Credit Suisse AG – China Life R Bull CBBC Nov 2017 C	2017/11/29	2017/12/01
68633	Haitong Int'l Sec – CKH R Bull CBBC Nov 2017 A	2017/11/29	2017/12/01
66701	SG Issuer – HSI R Bull CBBC Nov 2019 L	2017/11/30	2017/12/01
66686	SG Issuer – HSI R Bull CBBC Oct 2019 K	2017/11/30	2017/12/01
66622	SG Issuer – HSI R Bull CBBC Oct 2019 J	2017/11/30	2017/12/01
62719	Bank of East Asia – Tencent R Bull CBBC Sep 2018 H	2017/11/30	2017/12/01
61044	Bank of East Asia – Sunny Optical R Bull CBBC Sep 2018 A	2017/11/30	2017/12/01
66763	J P Morgan SP BV – HSI R Bull CBBC Dec 2018 Q	2017/11/30	2017/12/01
62720	Bank of East Asia – ICBC R Bull CBBC Sep 2018 A	2017/11/30	2017/12/01
66793	J P Morgan SP BV – HSI R Bull CBBC Dec 2018 R	2017/11/30	2017/12/01
66905	Credit Suisse AG – Tencent R Bull CBBC Apr 2018 I	2017/11/30	2017/12/01
62680	BNP Paribas Issuance B.V. – Ping An R Bull CBBC Aug 2018 Q	2017/11/30	2017/12/01
62717	BNP Paribas Issuance B.V. – HSI R Bull CBBC Nov 2018 U	2017/11/30	2017/12/01
62679	BNP Paribas Issuance B.V. – Tencent R Bull CBBC Sep 2018 N	2017/11/30	2017/12/01
67107	Credit Suisse AG – HSI R Bull CBBC Apr 2019 G	2017/11/30	2017/12/01
66329	UBS AG – HSI R Bull CBBC Aug 2019 B	2017/11/30	2017/12/01
62652	Goldman Sachs SP (Asia) – Ping An R Bull CBBC Oct 2018 I	2017/11/30	2017/12/01
67301	UBS AG – China Life R Bull CBBC Dec 2018 A	2017/11/30	2017/12/01
67305	SG Issuer – AIA R Bull CBBC Oct 2018 A	2017/11/30	2017/12/01
62637	SG Issuer – Ping An R Bull CBBC Aug 2018 D	2017/11/30	2017/12/01
67393	SG Issuer – Tencent R Bull CBBC Oct 2018 E	2017/11/30	2017/12/01
62584	Credit Suisse AG – Ping An R Bull CBBC Oct 2018 M	2017/11/30	2017/12/01
61386	HK Bank – Sunny Optical R Bull CBBC Jul 2018 F	2017/11/30	2017/12/01
61395	HK Bank – AAC Tech R Bull CBBC Oct 2018 A	2017/11/30	2017/12/01
62551	Bank of East Asia – Ping An R Bull CBBC Aug 2018 H	2017/11/30	2017/12/01
67601	J P Morgan SP BV – Tencent R Bull CBBC Apr 2018 H	2017/11/30	2017/12/01
67090	Credit Suisse AG – HSI R Bull CBBC Nov 2018 O	2017/11/30	2017/12/01
62798	J P Morgan SP BV – Tencent R Bull CBBC Mar 2018 N	2017/11/30	2017/12/01
64505	Credit Suisse AG – AIA R Bull CBBC Sep 2018 A	2017/11/30	2017/12/01
62869	HK Bank – Tencent R Bull CBBC Nov 2018 A	2017/11/30	2017/12/01
62855	Goldman Sachs SP (Asia) – Tencent R Bull CBBC Apr 2018 K	2017/11/30	2017/12/01
67877	J P Morgan SP BV – China Life R Bull CBBC Dec 2018 B	2017/11/30	2017/12/01
64768	UBS AG – CSOP A50 ETF R Bull CBBC Apr 2018 B	2017/11/30	2017/12/01
64806	UBS AG – HSI R Bull CBBC Nov 2018 V	2017/11/30	2017/12/01
62845	SG Issuer – HSI R Bull CBBC Nov 2019 H	2017/11/30	2017/12/01
64860	J P Morgan SP BV – AIA R Bull CBBC Jul 2018 B	2017/11/30	2017/12/01
62835	Credit Suisse AG – HSCEI R Bull CBBC Sep 2018 A	2017/11/30	2017/12/01
62827	Credit Suisse AG – CCB R Bull CBBC Sep 2018 S	2017/11/30	2017/12/01
66787	Goldman Sachs SP (Asia) – China Life R Bull CBBC May 2018 B	2017/11/30	2017/12/01
65369	Haitong Int'l Sec – Ping An R Bull CBBC Aug 2018 M	2017/11/30	2017/12/01
66390	UBS AG – Geely Auto R Bull CBBC Dec 2018 D	2017/11/30	2017/12/01
65554	HK Bank – HSI R Bull CBBC Jul 2018 G	2017/11/30	2017/12/01
62724	Bank of East Asia – CPIC R Bull CBBC Sep 2018 A	2017/11/30	2017/12/01

List of expired CBBC, 2017 (continued)

Code	CBBC	Last trading date	Delisted date
62796	J P Morgan SP BV – HSI R Bull CBBC Sep 2019 L	2017/11/30	2017/12/01
62785	UBS AG – HSI R Bull CBBC Apr 2019 S	2017/11/30	2017/12/01
62784	UBS AG – Tencent R Bull CBBC Apr 2018 J	2017/11/30	2017/12/01
65754	Goldman Sachs SP (Asia) – HSI R Bull CBBC Sep 2019 Q	2017/11/30	2017/12/01
65789	BNP Paribas Issuance B.V. – HSCEI R Bull CBBC Aug 2018 D	2017/11/30	2017/12/01
62764	Macquarie Bank Ltd. – Tencent R Bull CBBC Jun 2018 F	2017/11/30	2017/12/01
65920	Bank of East Asia – BYD Company R Bull CBBC Sep 2018 A	2017/11/30	2017/12/01
62746	Goldman Sachs SP (Asia) – HSI R Bull CBBC Sep 2019 K	2017/11/30	2017/12/01
62744	SG Issuer – HSI R Bull CBBC Nov 2019 F	2017/11/30	2017/12/01
66327	UBS AG – HSI R Bull CBBC Sep 2019 A	2017/11/30	2017/12/01
67718	HK Bank – HSCEI R Bull CBBC Jul 2018 F	2017/11/30	2017/12/01
66339	UBS AG – HSI R Bull CBBC Sep 2019 B	2017/11/30	2017/12/01
62812	Credit Suisse AG – HSI R Bull CBBC Nov 2018 I	2017/11/30	2017/12/01
61607	Goldman Sachs SP (Asia) – CSOP A50 ETF R Bull CBBC Mar 2018E	2017/11/30	2017/12/01
62549	HK Bank – Ping An R Bull CBBC Aug 2018 H	2017/11/30	2017/12/01
61532	Bank of East Asia – AAC Tech R Bull CBBC Aug 2018 A	2017/11/30	2017/12/01
68377	Goldman Sachs SP (Asia) – Tencent R Bull CBBC Apr 2018 Y	2017/11/30	2017/12/01
68384	Goldman Sachs SP (Asia) – HKEX R Bull CBBC Oct 2018 H	2017/11/30	2017/12/01
68402	Goldman Sachs SP (Asia) – HKEX R Bull CBBC Oct 2018 I	2017/11/30	2017/12/01
68428	Goldman Sachs SP (Asia) – China Life R Bull CBBC Dec 2018 B	2017/11/30	2017/12/01
68495	J P Morgan SP BV – CNOOC R Bull CBBC Mar 2018 B	2017/11/30	2017/12/01
68507	J P Morgan SP BV – Tencent R Bull CBBC Mar 2018 X	2017/11/30	2017/12/01
68509	J P Morgan SP BV – HKEX R Bull CBBC Mar 2018 G	2017/11/30	2017/12/01
68511	J P Morgan SP BV – HKEX R Bull CBBC Mar 2018 H	2017/11/30	2017/12/01
68563	SG Issuer – HSI R Bull CBBC Oct 2019 M	2017/11/30	2017/12/01
68566	SG Issuer – HSI R Bull CBBC Dec 2019 D	2017/11/30	2017/12/01
68347	J P Morgan SP BV – HSI R Bull CBBC Nov 2018 Y	2017/11/30	2017/12/01
68655	UBS AG – AAC Tech R Bull CBBC Jul 2018 A	2017/11/30	2017/12/01
68333	J P Morgan SP BV – HSI R Bull CBBC Sep 2019 T	2017/11/30	2017/12/01
61771	Haitong Int'l Sec – AAC Tech R Bull CBBC Jul 2018 E	2017/11/30	2017/12/01
61791	Haitong Int'l Sec – Sunny Optical R Bull CBBC Jul 2018 B	2017/11/30	2017/12/01
62476	J P Morgan SP BV – HSI R Bull CBBC Sep 2019 F	2017/11/30	2017/12/01
62070	SG Issuer – AAC Tech R Bull CBBC Oct 2018 B	2017/11/30	2017/12/01
62117	SG Issuer – Sunny Optical R Bull CBBC Dec 2018 C	2017/11/30	2017/12/01
62236	Macquarie Bank Ltd. – China Life R Bull CBBC Jun 2018 A	2017/11/30	2017/12/01
62251	Goldman Sachs SP (Asia) – HSI R Bull CBBC Sep 2019 H	2017/11/30	2017/12/01
62304	Credit Suisse AG – AIA R Bull CBBC Oct 2018 A	2017/11/30	2017/12/01
62307	Credit Suisse AG – Galaxy Ent R Bull CBBC Jul 2018 B	2017/11/30	2017/12/01
62335	Goldman Sachs SP (Asia) – HSI R Bull CBBC Sep 2019 J	2017/11/30	2017/12/01
62420	Credit Suisse AG – HSI R Bull CBBC Nov 2018 G	2017/11/30	2017/12/01
62368	HK Bank – AIA R Bull CBBC Oct 2018 A	2017/11/30	2017/12/01
68636	UBS AG – AAC Tech R Bull CBBC May 2018 A	2017/11/30	2017/12/01
68100	UBS AG – HSI R Bull CBBC Nov 2018 J	2017/11/30	2017/12/01
68094	UBS AG – HSI R Bull CBBC Aug 2019 E	2017/11/30	2017/12/01
67800	HK Bank – Tencent R Bull CBBC Oct 2018 G	2017/11/30	2017/12/01
67810	HK Bank – AIA R Bull CBBC Jul 2018 J	2017/11/30	2017/12/01
67851	HK Bank – HKEX R Bull CBBC Nov 2018 B	2017/11/30	2017/12/01
67857	HK Bank – HSI R Bull CBBC Aug 2018 L	2017/11/30	2017/12/01
67858	HK Bank – HSI R Bull CBBC Aug 2018 M	2017/11/30	2017/12/01
67874	Goldman Sachs SP (Asia) – HKEX R Bull CBBC Jun 2018 T	2017/11/30	2017/12/01
67915	Goldman Sachs SP (Asia) – HSI R Bull CBBC Aug 2019 T	2017/11/30	2017/12/01
67916	Goldman Sachs SP (Asia) – HSI R Bull CBBC Aug 2019 U	2017/11/30	2017/12/01
67919	SG Issuer – Ping An R Bull CBBC Dec 2018 C	2017/11/30	2017/12/01
67921	SG Issuer – Tencent R Bull CBBC Aug 2018 N	2017/11/30	2017/12/01
68081	UBS AG – HSI R Bull CBBC Aug 2019 C	2017/11/30	2017/12/01
68372	Goldman Sachs SP (Asia) – Tencent R Bull CBBC Apr 2018 X	2017/11/30	2017/12/01
68095	UBS AG – HSI R Bull CBBC Apr 2019 W	2017/11/30	2017/12/01
67680	Goldman Sachs SP (Asia) – HSCEI R Bull CBBC Sep 2019 D	2017/11/30	2017/12/01
68116	UBS AG – HSI R Bull CBBC Aug 2019 F	2017/11/30	2017/12/01
68162	Credit Suisse AG – HSI R Bull CBBC Apr 2019 H	2017/11/30	2017/12/01
68165	Credit Suisse AG – HSI R Bull CBBC Nov 2018 P	2017/11/30	2017/12/01
68171	Credit Suisse AG – HSI R Bull CBBC Nov 2018 Q	2017/11/30	2017/12/01
68192	Credit Suisse AG – HKEX R Bull CBBC Jun 2018 W	2017/11/30	2017/12/01
68204	Credit Suisse AG – HKEX R Bull CBBC Jun 2018 X	2017/11/30	2017/12/01
68238	Credit Suisse AG – CC Bank R Bull CBBC Sep 2018 U	2017/11/30	2017/12/01
68246	Credit Suisse AG – HSI R Bull CBBC Apr 2019 I	2017/11/30	2017/12/01
68291	Credit Suisse AG – Greatwall Motor R Bull CBBC Jul 2018 C	2017/11/30	2017/12/01
68301	J P Morgan SP BV – HSI R Bull CBBC Dec 2019 A	2017/11/30	2017/12/01
68312	J P Morgan SP BV – HSI R Bull CBBC Nov 2018 T	2017/11/30	2017/12/01
68325	J P Morgan SP BV – HSI R Bull CBBC Nov 2018 W	2017/11/30	2017/12/01
68087	UBS AG – HSI R Bull CBBC Aug 2019 D	2017/11/30	2017/12/01
63313	BNP Paribas Issuance B.V. – HSI R Bull CBBC Nov 2018 W	2017/11/30	2017/12/01
63213	Haitong Int'l Sec – Ping An R Bull CBBC Aug 2018 L	2017/11/30	2017/12/01
60120	Credit Suisse AG – CPIC R Bull CBBC Dec 2018 A	2017/11/30	2017/12/01
63209	Haitong Int'l Sec – Tencent R Bull CBBC Aug 2018 E	2017/11/30	2017/12/01
63073	SG Issuer – Galaxy R Bull CBBC Sep 2018 B	2017/11/30	2017/12/01
62983	Bank of East Asia – Galaxy Ent R Bull CBBC Sep 2018 B	2017/11/30	2017/12/01
67251	SG Issuer – China Life R Bull CBBC Sep 2018 B	2017/11/30	2017/12/01
63703	Goldman Sachs SP (Asia) – HSI R Bull CBBC Aug 2019 S	2017/11/30	2017/12/01
63158	J P Morgan SP BV – HSI R Bull CBBC Dec 2018 D	2017/11/30	2017/12/01
63020	Goldman Sachs SP (Asia) – HSI R Bull CBBC Aug 2019 O	2017/11/30	2017/12/01
63000	Credit Suisse AG – Tencent R Bull CBBC Sep 2018 D	2017/11/30	2017/12/01
63116	J P Morgan SP BV – Galaxy Ent R Bull CBBC May 2018 C	2017/11/30	2017/12/01
62984	Credit Suisse AG – HSI R Bull CBBC Dec 2018 K	2017/11/30	2017/12/01
63115	J P Morgan SP BV – Ping An R Bull CBBC Apr 2018 I	2017/11/30	2017/12/01
63062	SG Issuer – HSI R Bull CBBC Oct 2019 G	2017/11/30	2017/12/01
63060	UBS AG – Galaxy Ent R Bull CBBC Jul 2018 A	2017/11/30	2017/12/01

List of expired CBBC, 2017 (continued)

Code	CBBC	Last trading date	Delisted date
63384	HK Bank – HSI R Bull CBBC Jul 2018 I	2017/11/30	2017/12/01
62993	Credit Suisse AG – Galaxy Ent R Bull CBBC Jun 2018 J	2017/11/30	2017/12/01
63522	Bank of East Asia – AIA R Bull CBBC Aug 2018 B	2017/11/30	2017/12/01
63051	UBS AG – HSI R Bull CBBC Dec 2018 J	2017/11/30	2017/12/01
63378	HK Bank – CC Bank R Bull CBBC Sep 2018 B	2017/11/30	2017/12/01
63532	HK Bank – Galaxy Ent R Bull CBBC Aug 2018 B	2017/11/30	2017/12/01
62915	SG Issuer – Tencent R Bull CBBC Oct 2018 B	2017/11/30	2017/12/01
61611	Goldman Sachs SP (Asia) – Ping An R Bull CBBC Oct 2018 F	2017/12/01	2017/12/04
62815	Credit Suisse AG – Ping An R Bull CBBC Oct 2018 N	2017/12/01	2017/12/04
62825	Credit Suisse AG – Tencent R Bull CBBC Jul 2018 X	2017/12/01	2017/12/04
68834	J P Morgan SP BV – Tencent R Bull CBBC Apr 2018 I	2017/12/01	2017/12/04
62142	HK Bank – Ping An R Bull CBBC Jun 2018 B	2017/12/01	2017/12/04
68682	SG Issuer – Tencent R Bull CBBC Sep 2018 M	2017/12/01	2017/12/04
67063	HK Bank – Sands China R Bear CBBC Aug 2018 A	2017/12/01	2017/12/04
62689	HK Bank – SUNAC R Bull CBBC Sep 2018 A	2017/12/01	2017/12/04
68884	Goldman Sachs SP (Asia) – Tencent R Bull CBBC Apr 2018 B	2017/12/01	2017/12/04
69028	UBS AG – HSBC R Bull CBBC Dec 2017 E	2017/12/01	2017/12/05
63088	SG Issuer – CSOP A50 ETF R Bull CBBC Sep 2018 B	2017/12/01	2017/12/04
63066	SG Issuer – HSI R Bull CBBC Dec 2019 A	2017/12/01	2017/12/04
63094	J P Morgan SP BV – HSI R Bull CBBC Dec 2018 C	2017/12/01	2017/12/04
62536	Bank of East Asia – Tencent R Bull CBBC Sep 2018 F	2017/12/01	2017/12/04
62988	Credit Suisse AG – BYD Company R Bull CBBC May 2018 B	2017/12/01	2017/12/04
62698	HK Bank – Tencent R Bull CBBC Oct 2018 D	2017/12/01	2017/12/04
69003	Credit Suisse AG – HSI R Bull CBBC Apr 2019 J	2017/12/01	2017/12/04
62578	Credit Suisse AG – Tencent R Bull CBBC Oct 2018 D	2017/12/01	2017/12/04
62642	SG Issuer – Tencent R Bull CBBC Jul 2018 O	2017/12/01	2017/12/04
61420	HK Bank – HSCEI R Bull CBBC Jul 2018 D	2017/12/01	2017/12/04
65955	Bank of East Asia – China Mobile R Bull CBBC Aug 2018 D	2017/12/01	2017/12/04
67575	Bank of East Asia – China Life R Bull CBBC Aug 2018 B	2017/12/01	2017/12/04
63056	UBS AG – HSI R Bull CBBC Oct 2018 K	2017/12/01	2017/12/04
62730	Haitong Int'l Sec – Ping An R Bull CBBC Aug 2018 J	2017/12/01	2017/12/04
62747	Goldman Sachs SP (Asia) – HSI R Bull CBBC Sep 2019 L	2017/12/01	2017/12/04
62758	Macquarie Bank Ltd. – Tencent R Bull CBBC Jun 2018 E	2017/12/01	2017/12/04
62546	Macquarie Bank Ltd. – Tencent R Bull CBBC Jun 2018 D	2017/12/01	2017/12/04
62726	Haitong Int'l Sec – Tencent R Bull CBBC Aug 2018 A	2017/12/01	2017/12/04
63916	SG Issuer – BYD Company R Bull CBBC Oct 2018 A	2017/12/01	2017/12/04
65576	HK Bank – CM Bank R Bull CBBC Sep 2018 A	2017/12/01	2017/12/04
61513	Bank of East Asia – Tencent R Bull CBBC Sep 2018 D	2017/12/01	2017/12/04
62694	HK Bank – HSI R Bull CBBC Jul 2018 J	2017/12/01	2017/12/04
62718	Bank of East Asia – Tencent R Bull CBBC Sep 2018 G	2017/12/01	2017/12/04
61689	Credit Suisse AG – CSOP A50 ETF R Bull CBBC May 2018 A	2017/12/01	2017/12/04
62797	J P Morgan SP BV – HSI R Bull CBBC Sep 2019 M	2017/12/01	2017/12/04
62422	Credit Suisse AG – HSI R Bull CBBC Nov 2018 H	2017/12/01	2017/12/04
68917	Goldman Sachs SP (Asia) – HKEK R Bull CBBC Oct 2018 J	2017/12/01	2017/12/04
62800	J P Morgan SP BV – Tencent R Bull CBBC Mar 2018 O	2017/12/01	2017/12/04
68878	Goldman Sachs SP (Asia) – Tencent R Bull CBBC Apr 2018 Z	2017/12/01	2017/12/04
67974	SG Issuer – Tencent R Bull CBBC Sep 2018 L	2017/12/01	2017/12/04
62807	J P Morgan SP BV – Tencent R Bull CBBC Mar 2018 P	2017/12/01	2017/12/04
62813	Credit Suisse AG – HSI R Bull CBBC Apr 2018 T	2017/12/01	2017/12/04
61692	Credit Suisse AG – Ping An R Bull CBBC Oct 2018 J	2017/12/01	2017/12/04
62783	UBS AG – Tencent R Bull CBBC Mar 2018 U	2017/12/01	2017/12/04
68765	Goldman Sachs SP (Asia) – HSI R Bull CBBC Aug 2019 V	2017/12/01	2017/12/04
62657	Goldman Sachs SP (Asia) – Ping An R Bull CBBC Oct 2018 J	2017/12/01	2017/12/04
62544	SG Issuer – Tencent R Bull CBBC Sep 2018 I	2017/12/01	2017/12/04
62329	Goldman Sachs SP (Asia) – Tencent R Bull CBBC Mar 2018 Q	2017/12/01	2017/12/04
62925	SG Issuer – Tencent R Bull CBBC Oct 2018 C	2017/12/01	2017/12/04
62413	Credit Suisse AG – Tencent R Bull CBBC Jul 2018 W	2017/12/01	2017/12/04
62317	BNP Paribas Issuance B.V. – Tencent R Bull CBBC Sep 2018 K	2017/12/01	2017/12/04
62659	Goldman Sachs SP (Asia) – Tencent R Bull CBBC Mar 2018 V	2017/12/01	2017/12/04
62634	J P Morgan SP BV – Ping An R Bull CBBC Apr 2018 H	2017/12/01	2017/12/04
62856	Goldman Sachs SP (Asia) – Tencent R Bull CBBC Apr 2018 L	2017/12/01	2017/12/04
68758	HK Bank – Tencent R Bull CBBC Nov 2018 D	2017/12/01	2017/12/04
62863	BNP Paribas Issuance B.V. – HSI R Bull CBBC Nov 2018 V	2017/12/01	2017/12/04
68751	HK Bank – HKEK R Bull CBBC Oct 2018 H	2017/12/01	2017/12/04
62911	SG Issuer – Ping An R Bull CBBC Oct 2018 G	2017/12/01	2017/12/04
62648	Goldman Sachs SP (Asia) – Tencent R Bull CBBC Mar 2018 T	2017/12/01	2017/12/04
68767	Goldman Sachs SP (Asia) – HSI R Bull CBBC Aug 2019 W	2017/12/01	2017/12/04
62400	UBS AG – HSI R Bull CBBC Dec 2018 I	2017/12/01	2017/12/04
62173	HK Bank – Tencent R Bull CBBC Sep 2018 K	2017/12/01	2017/12/04
68785	UBS AG – HSI R Bull CBBC Aug 2019 G	2017/12/01	2017/12/04
61800	UBS AG – HKEK R Bull CBBC Dec 2017 B	2017/12/01	2017/12/05
68506	J P Morgan SP BV – Tencent R Bull CBBC Mar 2018 W	2017/12/01	2017/12/04
62635	J P Morgan SP BV – Tencent R Bull CBBC Mar 2018 M	2017/12/01	2017/12/04
61556	SG Issuer – Ping An R Bull CBBC May 2018 J	2017/12/01	2017/12/04
62267	UBS AG – HSI R Bull CBBC Nov 2018 F	2017/12/01	2017/12/04
62529	HK Bank – Tencent R Bull CBBC Aug 2018 W	2017/12/01	2017/12/04
68875	SG Issuer – HSI R Bull CBBC Oct 2019 N	2017/12/01	2017/12/04
68672	SG Issuer – HKEK R Bull CBBC Dec 2018 A	2017/12/01	2017/12/04
62347	SG Issuer – Tencent R Bull CBBC Jun 2018 P	2017/12/01	2017/12/04
63107	J P Morgan SP BV – BYD Company R Bull CBBC Apr 2018 C	2017/12/01	2017/12/04
62545	Macquarie Bank Ltd. – Tencent R Bull CBBC Jun 2018 C	2017/12/01	2017/12/04
64845	J P Morgan SP BV – CC Bank R Bull CBBC Sep 2018 F	2017/12/01	2017/12/04
68692	HK Bank – HSI R Bull CBBC Aug 2018 N	2017/12/01	2017/12/04
62671	BNP Paribas Issuance B.V. – Tencent R Bull CBBC Sep 2018 L	2017/12/01	2017/12/04
62261	Goldman Sachs SP (Asia) – Tencent R Bull CBBC Mar 2018 X	2017/12/01	2017/12/04
62315	SG Issuer – HSI R Bull CBBC Oct 2019 D	2017/12/01	2017/12/04
61535	Bank of East Asia – Ping An R Bull CBBC Aug 2018 G	2017/12/01	2017/12/04

List of expired CBBC, 2017 (continued)

Code	CBBC	Last trading date	Delisted date
67311	SG Issuer – CC Bank R Bull CBBC Aug 2018 L	2017/12/01	2017/12/04
68106	UBS AG – Tencent R Bull CBBC Dec 2017 D	2017/12/01	2017/12/05
62297	Credit Suisse AG – HSI R Bull CBBC Nov 2018 F	2017/12/01	2017/12/04
62621	UBS AG – Tencent R Bull CBBC Mar 2018 T	2017/12/01	2017/12/04
61829	HK Bank – Tencent R Bull CBBC Sep 2018 J	2017/12/01	2017/12/04
68696	HK Bank – HSI R Bull CBBC Aug 2018 O	2017/12/01	2017/12/04
62676	BNP Paribas Issuance B.V. – Tencent R Bull CBBC Sep 2018 M	2017/12/01	2017/12/04
62852	SG Issuer – Tencent R Bull CBBC Jul 2018 P	2017/12/01	2017/12/04
63022	Goldman Sachs SP (Asia) – HSI R Bull CBBC Aug 2019 P	2017/12/01	2017/12/04
61348	Goldman Sachs SP (Asia) – HSI R Bull CBBC Sep 2019 E	2017/12/04	2017/12/05
60208	SG Issuer – Tencent R Bull CBBC Jul 2018 N	2017/12/04	2017/12/05
62530	HK Bank – HSI R Bull CBBC Jul 2018 H	2017/12/04	2017/12/05
62728	Haitong Int'l Sec – Tencent R Bull CBBC Aug 2018 B	2017/12/04	2017/12/05
62644	Goldman Sachs SP (Asia) – HSI R Bull CBBC Aug 2019 N	2017/12/04	2017/12/05
69378	SG Issuer – HSI R Bull CBBC Dec 2019 E	2017/12/04	2017/12/05
69365	SG Issuer – HSI R Bull CBBC Nov 2019 N	2017/12/04	2017/12/05
69237	J P Morgan SP BV – HKEX R Bull CBBC Apr 2018 D	2017/12/04	2017/12/05
62047	SG Issuer – HSI R Bull CBBC Apr 2019 U	2017/12/04	2017/12/05
62462	SG Issuer – HSI R Bull CBBC Oct 2019 E	2017/12/04	2017/12/05
61798	BNP Paribas Issuance B.V. – HSI R Bull CBBC Nov 2018 S	2017/12/04	2017/12/05
69829	Goldman Sachs SP (Asia) – Tencent R Bull CBBC Mar 2018 U	2017/12/04	2017/12/05
62617	SG Issuer – HSI R Bull CBBC Nov 2019 E	2017/12/04	2017/12/05
62487	J P Morgan SP BV – HSI R Bull CBBC Sep 2019 K	2017/12/04	2017/12/05
62618	UBS AG – Tencent R Bull CBBC Mar 2018 S	2017/12/04	2017/12/05
62612	UBS AG – HSI R Bull CBBC Nov 2018 U	2017/12/04	2017/12/05
62527	HK Bank – SUNAC R Bull CBBC Oct 2018 C	2017/12/04	2017/12/05
69802	UBS AG – Tencent R Bull CBBC Mar 2018 O	2017/12/04	2017/12/05
61264	Credit Suisse AG – Tencent R Bull CBBC Jun 2018 Z	2017/12/04	2017/12/05
61775	Haitong Int'l Sec – AAC Tech R Bull CBBC Jul 2018 F	2017/12/04	2017/12/05
69478	Goldman Sachs SP (Asia) – Tencent R Bull CBBC Sep 2018 B	2017/12/04	2017/12/05
60711	Haitong Int'l Sec – Tencent R Bull CBBC Dec 2017 A	2017/12/04	2017/12/06
69427	SG Issuer – Tencent R Bull CBBC Aug 2018 O	2017/12/04	2017/12/05
62630	UBS AG – Ping An R Bull CBBC May 2018 C	2017/12/04	2017/12/05
60876	SG Issuer – Tencent R Bull CBBC Aug 2018 J	2017/12/04	2017/12/05
61977	Credit Suisse AG – AIA R Bull CBBC Jul 2018 F	2017/12/04	2017/12/05
69485	Goldman Sachs SP (Asia) – Ping An R Bull CBBC Jul 2018 A	2017/12/04	2017/12/05
62616	SG Issuer – HSI R Bull CBBC Oct 2019 F	2017/12/04	2017/12/05
69396	Bank of East Asia – Tencent R Bull CBBC Sep 2018 B	2017/12/04	2017/12/05
62032	Goldman Sachs SP (Asia) – Ping An R Bull CBBC Oct 2018 H	2017/12/04	2017/12/05
62568	Credit Suisse AG – HSI R Bull CBBC Apr 2019 D	2017/12/04	2017/12/05
62636	J P Morgan SP BV – HSI R Bull CBBC Sep 2018 C	2017/12/04	2017/12/05
61952	Credit Suisse AG – Ping An R Bull CBBC Oct 2018 L	2017/12/04	2017/12/05
67163	SG Issuer – China Life R Bull CBBC May 2018 I	2017/12/04	2017/12/05
64038	Bank Vontobel – HSI R Bull CBBC Apr 2018 B	2017/12/04	2017/12/05
69052	Goldman Sachs SP (Asia) – HSI R Bull CBBC Aug 2019 X	2017/12/04	2017/12/05
62866	Goldman Sachs SP (Asia) – HKEX R Bull CBBC Oct 2018 A	2017/12/04	2017/12/05
60550	UBS AG – Tencent R Bull CBBC Mar 2018 R	2017/12/04	2017/12/05
62913	SG Issuer – SUNAC R Bull CBBC Oct 2018 A	2017/12/04	2017/12/05
69568	Macquarie Bank Ltd. – Tencent R Bull CBBC May 2018 G	2017/12/04	2017/12/05
69042	HK Bank – Galaxy Ent R Bull CBBC Aug 2018 C	2017/12/04	2017/12/05
62392	Goldman Sachs SP (Asia) – HSCEI R Bull CBBC Sep 2019 B	2017/12/04	2017/12/05
60838	Goldman Sachs SP (Asia) – Tencent R Bull CBBC Feb 2018 H	2017/12/04	2017/12/05
60674	SG Issuer – HSI R Bull CBBC Jul 2019 Z	2017/12/04	2017/12/05
62910	SG Issuer – ICBC R Bull CBBC Dec 2018 A	2017/12/04	2017/12/05
69025	HK Bank – HKEX R Bull CBBC Nov 2018 C	2017/12/04	2017/12/05
69024	HK Bank – Tencent R Bull CBBC Nov 2018 E	2017/12/04	2017/12/05
65486	Haitong Int'l Sec – HKEX R Bull CBBC Jun 2018 J	2017/12/04	2017/12/05
60373	HK Bank – AAC Tech R Bull CBBC Sep 2018 A	2017/12/04	2017/12/05
62334	Goldman Sachs SP (Asia) – Tencent R Bull CBBC Mar 2018 S	2017/12/04	2017/12/05
60901	HK Bank – Evergrande R Bull CBBC Dec 2018 A	2017/12/04	2017/12/05
62323	Goldman Sachs SP (Asia) – HSI R Bull CBBC Sep 2019 I	2017/12/04	2017/12/05
67885	J P Morgan SP BV – HSCEI R Bull CBBC Sep 2019 B	2017/12/04	2017/12/05
61549	SG Issuer – HSI R Bull CBBC Aug 2019 G	2017/12/04	2017/12/05
64933	J P Morgan SP BV – HSI R Bull CBBC Dec 2018 J	2017/12/04	2017/12/05
69958	Credit Suisse AG – HSI R Bull CBBC Nov 2018 B	2017/12/04	2017/12/05
62401	UBS AG – HSI R Bull CBBC Nov 2018 G	2017/12/04	2017/12/05
62339	SG Issuer – Ping An R Bull CBBC May 2018 L	2017/12/04	2017/12/05
69375	HK Bank – Tencent R Bull CBBC Jul 2018 G	2017/12/04	2017/12/05
62414	Credit Suisse AG – Tencent R Bull CBBC Aug 2018 D	2017/12/04	2017/12/05
62218	BNP Paribas Issuance B.V. – Ping An R Bull CBBC Aug 2018 P	2017/12/04	2017/12/05
62841	SG Issuer – HSI R Bull CBBC Nov 2019 G	2017/12/04	2017/12/05
63159	J P Morgan SP BV – HSI R Bull CBBC Dec 2018 E	2017/12/04	2017/12/05
64737	UBS AG – HKEX R Bull CBBC Sep 2018 E	2017/12/04	2017/12/05
62786	UBS AG – HSI R Bull CBBC Apr 2019 T	2017/12/04	2017/12/05
62733	Haitong Int'l Sec – SUNAC R Bull CBBC Jul 2018 A	2017/12/04	2017/12/05
69231	J P Morgan SP BV – Tencent R Bull CBBC Mar 2018 Y	2017/12/04	2017/12/05
60834	Goldman Sachs SP (Asia) – Tencent R Bull CBBC Feb 2018 G	2017/12/04	2017/12/05
69227	J P Morgan SP BV – HSI R Bull CBBC Dec 2018 B	2017/12/04	2017/12/05
62436	Credit Suisse AG – HSI R Bull CBBC Apr 2019 C	2017/12/04	2017/12/05
69193	UBS AG – BYD Company R Bull CBBC Mar 2018 A	2017/12/04	2017/12/05
61488	UBS AG – HSCEI R Bull CBBC Nov 2018 A	2017/12/04	2017/12/05
69181	UBS AG – Tencent R Bull CBBC Jun 2018 F	2017/12/04	2017/12/05
69145	UBS AG – HSI R Bull CBBC Sep 2019 C	2017/12/04	2017/12/05
62074	SG Issuer – AIA R Bull CBBC Sep 2018 B	2017/12/04	2017/12/05
69929	J P Morgan SP BV – Tencent R Bull CBBC Mar 2018 K	2017/12/04	2017/12/05
63063	SG Issuer – HSI R Bull CBBC Nov 2019 I	2017/12/04	2017/12/05
67527	BNP Paribas Issuance B.V. – HSCEI R Bull CBBC Aug 2018 B	2017/12/04	2017/12/05

List of expired CBBC, 2017 (continued)

Code	CBBC	Last trading date	Delisted date
65706	SG Issuer – HKEX R Bull CBBC Sep 2018 C	2017/12/04	2017/12/05
69086	SG Issuer – Tencent R Bull CBBC Nov 2018 E	2017/12/04	2017/12/05
62365	HK Bank – Tencent R Bull CBBC Oct 2018 C	2017/12/04	2017/12/05
62373	BNP Paribas Issuance B.V. – HSI R Bull CBBC Nov 2018 T	2017/12/04	2017/12/05
69056	Goldman Sachs SP (Asia) – HSI R Bull CBBC Aug 2019 Y	2017/12/04	2017/12/05
69068	Goldman Sachs SP (Asia) – Tencent R Bull CBBC Sep 2018 A	2017/12/04	2017/12/05
69070	Bank of East Asia – Tencent R Bull CBBC Sep 2018 N	2017/12/04	2017/12/05
69130	Credit Suisse AG – Tencent R Bull CBBC Apr 2018 K	2017/12/04	2017/12/05
69082	SG Issuer – Ping An R Bull CBBC Nov 2018 B	2017/12/04	2017/12/05
69127	Credit Suisse AG – HSI R Bull CBBC Apr 2019 K	2017/12/04	2017/12/05
69314	BNP Paribas Issuance B.V. – Tencent R Bull CBBC Sep 2018 G	2017/12/04	2017/12/05
69789	UBS AG – HSI R Bull CBBC Dec 2018 Y	2017/12/04	2017/12/05
60584	J P Morgan SP BV – Tencent R Bull CBBC Mar 2018 L	2017/12/04	2017/12/05
61665	Credit Suisse AG – HSI R Bull CBBC Dec 2018 J	2017/12/04	2017/12/05
69071	Bank of East Asia – Tencent R Bull CBBC Sep 2018 O	2017/12/04	2017/12/05
60105	UBS AG – Ping An R Bull CBBC Apr 2018 E	2017/12/05	2017/12/06
60125	SG Issuer – HSI R Bull CBBC Nov 2019 P	2017/12/05	2017/12/06
60080	UBS AG – Tencent R Bull CBBC Apr 2018 O	2017/12/05	2017/12/06
67179	Credit Suisse AG – CUni R Bull CBBC Jul 2018 A	2017/12/05	2017/12/06
60069	UBS AG – Tencent R Bull CBBC Mar 2018 X	2017/12/05	2017/12/06
63350	BNP Paribas Issuance B.V. – HKEX R Bull CBBC Aug 2018 R	2017/12/05	2017/12/06
60116	SG Issuer – HSI R Bull CBBC Nov 2019 O	2017/12/05	2017/12/06
60088	UBS AG – Ping An R Bull CBBC Apr 2018 D	2017/12/05	2017/12/06
60040	HK Bank – HKEX R Bull CBBC Nov 2018 E	2017/12/05	2017/12/06
61682	Credit Suisse AG – Sunny Optical R Bull CBBC Aug 2018 A	2017/12/05	2017/12/06
60000	Credit Suisse AG – HSI R Bull CBBC Mar 2019 A	2017/12/05	2017/12/06
62571	Credit Suisse AG – HKEX R Bull CBBC Oct 2018 D	2017/12/05	2017/12/06
60013	Credit Suisse AG – Tencent R Bull CBBC Apr 2018 L	2017/12/05	2017/12/06
60014	Credit Suisse AG – Tencent R Bull CBBC Apr 2018 M	2017/12/05	2017/12/06
60015	Credit Suisse AG – ICBC R Bull CBBC Sep 2018 Q	2017/12/05	2017/12/06
60039	HK Bank – HSI R Bull CBBC Aug 2018 P	2017/12/05	2017/12/06
60034	HK Bank – Tencent R Bull CBBC Aug 2018 A	2017/12/05	2017/12/06
60068	UBS AG – HSI R Bull CBBC Dec 2018 R	2017/12/05	2017/12/06
60042	HK Bank – Tencent R Bull CBBC Oct 2018 H	2017/12/05	2017/12/06
60044	UBS AG – HSI R Bull CBBC Sep 2019 D	2017/12/05	2017/12/06
68949	Bank of East Asia – Tencent R Bull CBBC Aug 2018 M	2017/12/05	2017/12/06
60049	UBS AG – HSI R Bull CBBC Dec 2018 Q	2017/12/05	2017/12/06
68927	HK Bank – Tencent R Bull CBBC Jun 2018 J	2017/12/05	2017/12/06
62543	SG Issuer – HKEX R Bull CBBC Oct 2018 E	2017/12/05	2017/12/06
60021	Credit Suisse AG – Ping An R Bull CBBC Oct 2018 T	2017/12/05	2017/12/06
69952	Bank of East Asia – Ping An R Bull CBBC Aug 2018 N	2017/12/05	2017/12/06
69670	Bank of East Asia – Tencent R Bull CBBC Aug 2018 N	2017/12/05	2017/12/06
69687	Goldman Sachs SP (Asia) – HSI R Bull CBBC Sep 2019 R	2017/12/05	2017/12/06
69756	Goldman Sachs SP (Asia) – Tencent R Bull CBBC Sep 2018 C	2017/12/05	2017/12/06
65544	Credit Suisse AG – ICBC R Bull CBBC Dec 2017 C	2017/12/05	2017/12/07
63614	Macquarie Bank Ltd. – HKEX R Bull CBBC Jul 2018 A	2017/12/05	2017/12/06
69047	Credit Suisse AG – Tencent R Bull CBBC Sep 2018 B	2017/12/05	2017/12/06
69773	BNP Paribas Issuance B.V. – HSI R Bull CBBC Sep 2019 C	2017/12/05	2017/12/06
60713	Haitong Int'l Sec – Tencent R Bull CBBC Dec 2017 B	2017/12/05	2017/12/07
69866	HK Bank – Tencent R Bull CBBC Nov 2018 F	2017/12/05	2017/12/06
69884	HK Bank – HKEX R Bull CBBC Nov 2018 D	2017/12/05	2017/12/06
69898	BNP Paribas Issuance B.V. – Tencent R Bull CBBC Sep 2018 W	2017/12/05	2017/12/06
69669	Bank of East Asia – Ping An R Bull CBBC Aug 2018 M	2017/12/05	2017/12/06
69155	UBS AG – Tencent R Bull CBBC May 2018 C	2017/12/05	2017/12/06
66937	SG Issuer – SHK Ppt P R Bull CBBC Jun 2018 B	2017/12/05	2017/12/06
69955	Bank of East Asia – Tencent R Bull CBBC Aug 2018 O	2017/12/05	2017/12/06
69967	Bank of East Asia – HKEX R Bull CBBC Aug 2018 D	2017/12/05	2017/12/06
69996	Credit Suisse AG – HSI R Bull CBBC Dec 2018 L	2017/12/05	2017/12/06
69255	J P Morgan SP BV – Tencent R Bull CBBC Feb 2018 V	2017/12/05	2017/12/06
64733	UBS AG – HKEX R Bull CBBC Jun 2018 F	2017/12/05	2017/12/06
60130	SG Issuer – Tencent R Bull CBBC May 2018 C	2017/12/05	2017/12/06
69757	Goldman Sachs SP (Asia) – Ping An R Bull CBBC Oct 2018 S	2017/12/05	2017/12/06
69139	SG Issuer – Tencent R Bull CBBC Jun 2018 M	2017/12/05	2017/12/06
69167	Goldman Sachs SP (Asia) – Tencent R Bull CBBC Mar 2018 O	2017/12/05	2017/12/06
65127	J P Morgan SP BV – HKEX R Bull CBBC Mar 2018 F	2017/12/05	2017/12/06
62150	HK Bank – HKEX R Bull CBBC Oct 2018 E	2017/12/05	2017/12/06
69938	SG Issuer – Ping An R Bull CBBC Aug 2018 G	2017/12/05	2017/12/06
60235	Goldman Sachs SP (Asia) – Ping An R Bull CBBC Oct 2018 T	2017/12/05	2017/12/06
60192	J P Morgan SP BV – Tencent R Bull CBBC Mar 2018 J	2017/12/05	2017/12/06
60184	J P Morgan SP BV – Tencent R Bull CBBC Apr 2018 J	2017/12/05	2017/12/06
60215	J P Morgan SP BV – Ping An R Bull CBBC May 2018 H	2017/12/05	2017/12/06
69951	SG Issuer – Tencent R Bull CBBC Jul 2018 Q	2017/12/05	2017/12/06
69649	BNP Paribas Issuance B.V. – Ping An R Bull CBBC Aug 2018 T	2017/12/05	2017/12/06
60219	J P Morgan SP BV – CM Bank R Bull CBBC Oct 2018 B	2017/12/05	2017/12/06
62661	Goldman Sachs SP (Asia) – HKEX R Bull CBBC Jun 2018 S	2017/12/05	2017/12/06
60227	Goldman Sachs SP (Asia) – Tencent R Bull CBBC Sep 2018 D	2017/12/05	2017/12/06
60190	J P Morgan SP BV – Tencent R Bull CBBC Mar 2018 F	2017/12/05	2017/12/06
60232	Goldman Sachs SP (Asia) – Tencent R Bull CBBC Sep 2018 E	2017/12/05	2017/12/06
60236	Goldman Sachs SP (Asia) – Ping An R Bull CBBC Oct 2018 U	2017/12/05	2017/12/06
60243	Goldman Sachs SP (Asia) – HKEX R Bull CBBC Oct 2018 K	2017/12/05	2017/12/06
60256	Goldman Sachs SP (Asia) – HKEX R Bull CBBC Oct 2018 L	2017/12/05	2017/12/06
64611	Credit Suisse AG – CCB R Bull CBBC Dec 2017 B	2017/12/05	2017/12/07
60257	Goldman Sachs SP (Asia) – HSCEI R Bull CBBC Aug 2019 A	2017/12/05	2017/12/06
60143	J P Morgan SP BV – Tencent R Bull CBBC Mar 2018 Z	2017/12/05	2017/12/06
69506	BNP Paribas Issuance B.V. – HSI R Bull CBBC Sep 2019 B	2017/12/05	2017/12/06
69566	SG Issuer – Ping An R Bull CBBC Jun 2018 E	2017/12/05	2017/12/06
60141	J P Morgan SP BV – HSI R Bull CBBC Sep 2019 B	2017/12/05	2017/12/06

List of expired CBBC, 2017 (continued)

Code	CBBC	Last trading date	Delisted date
69639	SG Issuer – Tencent R Bull CBBC Sep 2018 N	2017/12/05	2017/12/06
69517	SG Issuer – HKEX R Bull CBBC Nov 2018 C	2017/12/05	2017/12/06
69645	BNP Paribas Issuance B.V. – Tencent R Bull CBBC Sep 2018 V	2017/12/05	2017/12/06
69499	BNP Paribas Issuance B.V. – HSI R Bull CBBC Sep 2019 A	2017/12/05	2017/12/06
60622	Goldman Sachs SP (Asia) – Tencent R Bull CBBC Sep 2018 F	2017/12/06	2017/12/07
62214	SG Issuer – Geely Auto R Bull CBBC Dec 2018 B	2017/12/06	2017/12/07
62215	BNP Paribas Issuance B.V. – Ping An R Bull CBBC Aug 2018 O	2017/12/06	2017/12/07
64112	SG Issuer – HSCEI R Bull CBBC Dec 2018 I	2017/12/06	2017/12/07
60609	J P Morgan SP BV – HKEX R Bull CBBC Apr 2018 E	2017/12/06	2017/12/07
60619	Goldman Sachs SP (Asia) – HSBC R Bull CBBC Sep 2018 N	2017/12/06	2017/12/07
60546	SG Issuer – HSI R Bull CBBC Nov 2019 Q	2017/12/06	2017/12/07
60561	J P Morgan SP BV – HSI R Bull CBBC Apr 2019 B	2017/12/06	2017/12/07
60551	J P Morgan SP BV – HSI R Bull CBBC Mar 2019 A	2017/12/06	2017/12/07
67292	HK Bank – AAC Tech R Bull CBBC Jul 2018 E	2017/12/06	2017/12/07
60515	Credit Suisse AG – HKEX R Bull CBBC Jun 2018 Y	2017/12/06	2017/12/07
60519	Credit Suisse AG – HSBC R Bull CBBC Sep 2018 F	2017/12/06	2017/12/07
61066	SG Issuer – CCB R Bull CBBC Aug 2018 J	2017/12/06	2017/12/07
68866	Bank of East Asia – Tencent R Bull CBBC Aug 2018 L	2017/12/06	2017/12/07
68934	Goldman Sachs SP (Asia) – China Mobile R Bull CBBC Oct 2018A	2017/12/06	2017/12/07
61621	Goldman Sachs SP (Asia) – Ping An R Bull CBBC Oct 2018 G	2017/12/06	2017/12/07
69398	Bank of East Asia – HKEX R Bull CBBC Sep 2018 C	2017/12/06	2017/12/07
62196	SG Issuer – Ping An R Bull CBBC May 2018 K	2017/12/06	2017/12/07
68744	SG Issuer – HSI R Bull CBBC Jul 2019 U	2017/12/06	2017/12/07
61799	HK Bank – ICBC R Bull CBBC Sep 2018 A	2017/12/06	2017/12/07
61781	HK Bank – HSCEI R Bull CBBC Apr 2018 L	2017/12/06	2017/12/07
62383	SG Issuer – Galaxy R Bull CBBC Jul 2018 D	2017/12/06	2017/12/07
61698	BNP Paribas Issuance B.V. – HSCEI R Bull CBBC Aug 2018 Z	2017/12/06	2017/12/07
62550	Credit Suisse AG – HSCEI R Bull CBBC Apr 2018 M	2017/12/06	2017/12/07
68743	SG Issuer – HSI R Bull CBBC Apr 2019 O	2017/12/06	2017/12/07
60359	SG Issuer – Tencent R Bull CBBC Aug 2018 P	2017/12/06	2017/12/07
67026	Credit Suisse AG – CNOOC R Bull CBBC Oct 2018 I	2017/12/06	2017/12/07
62305	Credit Suisse AG – Geely Auto R Bull CBBC Dec 2018 B	2017/12/06	2017/12/07
69410	Haitong Int'l Sec – Tencent R Bull CBBC Jul 2018 F	2017/12/06	2017/12/07
62242	Macquarie Bank Ltd. – HKEX R Bull CBBC Jun 2018 L	2017/12/06	2017/12/07
61592	SG Issuer – ICBC R Bull CBBC Sep 2018 B	2017/12/06	2017/12/07
61322	Credit Suisse AG – ICBC R Bull CBBC Jul 2018 A	2017/12/06	2017/12/07
62306	Credit Suisse AG – Geely Auto R Bull CBBC Dec 2018 C	2017/12/06	2017/12/07
67191	Credit Suisse AG – China Life R Bull CBBC Apr 2018 A	2017/12/06	2017/12/07
68863	Bank of East Asia – Sunny Optical R Bull CBBC Aug 2018 B	2017/12/06	2017/12/07
62275	UBS AG – Geely Auto R Bull CBBC Nov 2018 A	2017/12/06	2017/12/07
62245	Macquarie Bank Ltd. – HKEX R Bull CBBC Jun 2018 M	2017/12/06	2017/12/07
69500	J P Morgan SP BV – HSI R Bull CBBC Dec 2018 N	2017/12/06	2017/12/07
68693	Haitong Int'l Sec – BYD Company R Bull CBBC Jul 2018 A	2017/12/06	2017/12/07
65289	HK Bank – SHK Ppt R Bull CBBC Jun 2018 B	2017/12/06	2017/12/07
60331	Haitong Int'l Sec – Geely Auto R Bull CBBC Aug 2018 A	2017/12/06	2017/12/07
60315	Haitong Int'l Sec – Great Wall Motor R Bull CBBC Aug 2018 A	2017/12/06	2017/12/07
68658	BNP Paribas Issuance B.V. – HSI R Bull CBBC Nov 2018 N	2017/12/06	2017/12/07
62538	Bank of East Asia – Geely Auto R Bull CBBC Sep 2018 B	2017/12/06	2017/12/07
62431	Credit Suisse AG – Geely Auto R Bull CBBC May 2018 D	2017/12/06	2017/12/07
60291	Haitong Int'l Sec – Evergrande R Bull CBBC Aug 2018 F	2017/12/06	2017/12/07
68882	BNP Paribas Issuance B.V. – Tencent R Bull CBBC Sep 2018 E	2017/12/06	2017/12/07
62059	SG Issuer – HSI R Bull CBBC Aug 2019 H	2017/12/06	2017/12/07
63826	Bank of East Asia – Tencent R Bull CBBC Dec 2017 A	2017/12/06	2017/12/08
68911	HK Bank – AAC Tech R Bull CBBC Aug 2018 F	2017/12/06	2017/12/07
60356	SG Issuer – Ping An R Bull CBBC Oct 2018 I	2017/12/06	2017/12/07
62468	SG Issuer – HSI R Bull CBBC Nov 2019 D	2017/12/06	2017/12/07
61889	Bank of East Asia – Tencent R Bull CBBC Sep 2018 E	2017/12/06	2017/12/07
61710	Credit Suisse AG – Ping An R Bull CBBC Oct 2018 K	2017/12/06	2017/12/07
69495	J P Morgan SP BV – HSI R Bull CBBC Sep 2019 Y	2017/12/06	2017/12/07
61859	HK Bank – Geely Auto R Bull CBBC Aug 2018 J	2017/12/06	2017/12/07
61300	Bank of East Asia – Galaxy Ent R Bull CBBC Dec 2017 B	2017/12/06	2017/12/08
62499	J P Morgan SP BV – Geely Auto R Bull CBBC Dec 2018 C	2017/12/06	2017/12/07
68908	HK Bank – Tencent R Bull CBBC Jun 2018 I	2017/12/06	2017/12/07
61848	HK Bank – Ping An R Bull CBBC Oct 2018 A	2017/12/06	2017/12/07
60283	Haitong Int'l Sec – Tencent R Bull CBBC Aug 2018 F	2017/12/06	2017/12/07
60415	HK Bank – Geely Auto R Bull CBBC Sep 2018 I	2017/12/06	2017/12/07
61636	J P Morgan SP BV – Ping An R Bull CBBC May 2018 F	2017/12/06	2017/12/07
60493	Credit Suisse AG – HSI R Bull CBBC Nov 2018 R	2017/12/06	2017/12/07
60468	UBS AG – Tencent R Bull CBBC Apr 2018 Q	2017/12/06	2017/12/07
60448	UBS AG – Tencent R Bull CBBC Apr 2018 P	2017/12/06	2017/12/07
60445	UBS AG – HSI R Bull CBBC Dec 2018 U	2017/12/06	2017/12/07
60442	Bank of East Asia – HKEX R Bull CBBC Oct 2018 B	2017/12/06	2017/12/07
60433	Bank of East Asia – HKEX R Bull CBBC Oct 2018 A	2017/12/06	2017/12/07
60430	Bank of East Asia – Tencent R Bull CBBC Oct 2018 A	2017/12/06	2017/12/07
60423	HK Bank – HSI R Bull CBBC Aug 2018 Q	2017/12/06	2017/12/07
60341	Haitong Int'l Sec – Tencent R Bull CBBC Aug 2018 G	2017/12/06	2017/12/07
60420	HK Bank – CPIC R Bull CBBC Sep 2018 B	2017/12/06	2017/12/07
69460	Haitong Int'l Sec – China Life R Bull CBBC Aug 2018 B	2017/12/06	2017/12/07
60411	HK Bank – Ping An R Bull CBBC Jun 2018 D	2017/12/06	2017/12/07
60409	HK Bank – HKEX R Bull CBBC Oct 2018 I	2017/12/06	2017/12/07
60408	HK Bank – Tencent R Bull CBBC Aug 2018 B	2017/12/06	2017/12/07
60407	Goldman Sachs SP (Asia) – Ping An R Bull CBBC Oct 2018 V	2017/12/06	2017/12/07
60395	Goldman Sachs SP (Asia) – Tencent R Bull CBBC Apr 2018 C	2017/12/06	2017/12/07
60385	Macquarie Bank Ltd. – Tencent R Bull CBBC Jun 2018 L	2017/12/06	2017/12/07
60377	Macquarie Bank Ltd. – Tencent R Bull CBBC Jun 2018 K	2017/12/06	2017/12/07
60374	Goldman Sachs SP (Asia) – HSI R Bull CBBC Aug 2019 Z	2017/12/06	2017/12/07
60503	Credit Suisse AG – Tencent R Bull CBBC Apr 2018 N	2017/12/06	2017/12/07

List of expired CBBC, 2017 (continued)

Code	CBBC	Last trading date	Delisted date
69080	SG Issuer – HSBC R Bull CBBC Jul 2018 D	2017/12/06	2017/12/07
68170	Goldman Sachs SP (Asia) – HKEX R Bull CBBC Jul 2018 C	2017/12/06	2017/12/07
68437	Credit Suisse AG – HSI R Bull CBBC Sep 2018 Z	2017/12/06	2017/12/07
67594	BNP Paribas Issuance B.V. – HSI R Bull CBBC Nov 2018 J	2017/12/06	2017/12/07
67595	BNP Paribas Issuance B.V. – HSI R Bull CBBC Nov 2018 K	2017/12/06	2017/12/07
60751	Credit Suisse AG – HSI R Bull CBBC May 2018 K	2017/12/06	2017/12/07
68267	HK Bank – Tencent R Bull CBBC Jun 2018 F	2017/12/06	2017/12/07
69919	J P Morgan SP BV – Tencent R Bull CBBC Mar 2018 I	2017/12/06	2017/12/07
62774	Macquarie Bank Ltd. – HSI R Bull CBBC Dec 2018 C	2017/12/06	2017/12/07
62779	Macquarie Bank Ltd. – HSI R Bull CBBC Dec 2018 D	2017/12/06	2017/12/07
69107	SG Issuer – HSI R Bull CBBC Aug 2019 F	2017/12/06	2017/12/07
69110	SG Issuer – AAC Tech R Bull CBBC Jul 2018 B	2017/12/06	2017/12/07
60823	Goldman Sachs SP (Asia) – HSI R Bull CBBC Sep 2019 C	2017/12/06	2017/12/07
67635	Credit Suisse AG – Sunny Optical R Bull CBBC Apr 2018 B	2017/12/06	2017/12/07
68303	HK Bank – CUni R Bull CBBC Aug 2018 F	2017/12/06	2017/12/07
68111	SG Issuer – HKEX R Bull CBBC Jul 2018 I	2017/12/06	2017/12/07
60668	SG Issuer – HSI R Bull CBBC Jul 2019 Y	2017/12/06	2017/12/07
67641	Credit Suisse AG – HSI R Bull CBBC Apr 2018 X	2017/12/06	2017/12/07
60575	J P Morgan SP BV – HSI R Bull CBBC Dec 2018 X	2017/12/06	2017/12/07
69146	SG Issuer – Tencent R Bull CBBC Sep 2018 F	2017/12/06	2017/12/07
68082	SG Issuer – HSI R Bull CBBC Aug 2019 E	2017/12/06	2017/12/07
68070	J P Morgan SP BV – HSI R Bull CBBC Sep 2019 W	2017/12/06	2017/12/07
67645	Credit Suisse AG – HSI R Bull CBBC Mar 2018 U	2017/12/06	2017/12/07
69930	J P Morgan SP BV – HKEX R Bull CBBC Feb 2018 M	2017/12/06	2017/12/07
68069	J P Morgan SP BV – HSI R Bull CBBC Dec 2018 K	2017/12/06	2017/12/07
62814	Credit Suisse AG – HSI R Bull CBBC Nov 2018 J	2017/12/06	2017/12/07
68263	HK Bank – HKEX R Bull CBBC Sep 2018 G	2017/12/06	2017/12/07
60911	HK Bank – Tencent R Bull CBBC Jun 2018 L	2017/12/06	2017/12/07
63596	Bank of East Asia – China Life R Bull CBBC Dec 2017 B	2017/12/06	2017/12/08
63598	Bank of East Asia – Geely Auto R Bull CBBC Dec 2017 A	2017/12/06	2017/12/08
63609	Bank of East Asia – HSBC Holdings R Bull CBBC Dec 2017 B	2017/12/06	2017/12/08
69399	Bank of East Asia – Geely Auto R Bull CBBC Sep 2018 A	2017/12/06	2017/12/07
61058	Macquarie Bank Ltd. – HSI R Bull CBBC Nov 2018 H	2017/12/06	2017/12/07
62685	BNP Paribas Issuance B.V. – Ch Life R Bull CBBC Aug 2018 E	2017/12/06	2017/12/07
61054	Macquarie Bank Ltd. – Tencent R Bull CBBC Jun 2018 A	2017/12/06	2017/12/07
62687	BNP Paribas Issuance B.V. – Geely Auto R Bull CBBC Aug 2018B	2017/12/06	2017/12/07
61045	Bank of East Asia – Galaxy Ent R Bull CBBC Sep 2018 A	2017/12/06	2017/12/07
60217	SG Issuer – HS H-SH ETF R Bull CBBC Sep 2018 B	2017/12/06	2017/12/07
60783	Credit Suisse AG – HKEX R Bull CBBC Jul 2018 C	2017/12/06	2017/12/07
61004	HK Bank – HSI R Bull CBBC Sep 2018 B	2017/12/06	2017/12/07
68029	J P Morgan SP BV – China Life R Bull CBBC Dec 2018 C	2017/12/06	2017/12/07
66723	HK Bank – China Life R Bull CBBC Aug 2018 E	2017/12/06	2017/12/07
60868	Goldman Sachs SP (Asia) – China Life R Bull CBBC May 2018 D	2017/12/06	2017/12/07
60846	Goldman Sachs SP (Asia) – Tencent R Bull CBBC Feb 2018 I	2017/12/06	2017/12/07
69852	Goldman Sachs SP (Asia) – HKEX R Bull CBBC Jun 2018 N	2017/12/06	2017/12/07
68366	BNP Paribas Issuance B.V. – HSI R Bull CBBC Nov 2018 L	2017/12/06	2017/12/07
69855	Goldman Sachs SP (Asia) – HKEX R Bull CBBC Jun 2018 O	2017/12/06	2017/12/07
68361	Bank of East Asia – ABC R Bull CBBC Dec 2018 A	2017/12/06	2017/12/07
67548	HK Bank – Sunny Optical R Bull CBBC Jul 2018 D	2017/12/06	2017/12/07
62731	Haitong Int'l Sec – Ping An R Bull CBBC Aug 2018 K	2017/12/06	2017/12/07
67562	HK Bank – HSI R Bull CBBC Jul 2018 W	2017/12/06	2017/12/07
68349	Bank of East Asia – HKEX R Bull CBBC Sep 2018 B	2017/12/06	2017/12/07
61038	Goldman Sachs SP (Asia) – HSI R Bull CBBC Aug 2019 M	2017/12/06	2017/12/07
67728	UBS AG – HSI R Bull CBBC Apr 2019 P	2017/12/06	2017/12/07
67881	J P Morgan SP BV – HKEX R Bull CBBC Feb 2018 J	2017/12/06	2017/12/07
60118	Credit Suisse AG – BYD Company R Bull CBBC May 2018 A	2017/12/06	2017/12/07
60368	HK Bank – HSI R Bull CBBC Aug 2018 J	2017/12/06	2017/12/07
67846	Goldman Sachs SP (Asia) – HKEX R Bull CBBC Jun 2018 M	2017/12/06	2017/12/07
60107	Credit Suisse AG – BYD Company R Bull CBBC Aug 2018 A	2017/12/06	2017/12/07
69949	Credit Suisse AG – HSI R Bull CBBC Sep 2018 X	2017/12/06	2017/12/07
60357	Bank Vontobel – HSI R Bull CBBC Mar 2018 B	2017/12/06	2017/12/07
67787	SG Issuer – Sunny Optical R Bull CBBC Dec 2018 B	2017/12/06	2017/12/07
66886	Bank of East Asia – Sunny Optical R Bull CBBC Aug 2018 A	2017/12/06	2017/12/07
67773	SG Issuer – HKEX R Bull CBBC Aug 2018 A	2017/12/06	2017/12/07
65509	Haitong Int'l Sec – HKEX R Bull CBBC Jun 2018 K	2017/12/06	2017/12/07
67743	UBS AG – China Life R Bull CBBC May 2018 A	2017/12/06	2017/12/07
60159	SG Issuer – Geely Auto R Bull CBBC Aug 2018 C	2017/12/06	2017/12/07
67725	UBS AG – HSI R Bull CBBC Apr 2019 O	2017/12/06	2017/12/07
67720	Goldman Sachs SP (Asia) – HSI R Bull CBBC Mar 2019 P	2017/12/06	2017/12/07
67716	Goldman Sachs SP (Asia) – HSI R Bull CBBC Mar 2019 O	2017/12/06	2017/12/07
67715	Goldman Sachs SP (Asia) – HSI R Bull CBBC Mar 2019 N	2017/12/06	2017/12/07
60250	Haitong Int'l Sec – Geely Auto R Bull CBBC Sep 2018 B	2017/12/06	2017/12/07
69268	J P Morgan SP BV – Tencent R Bull CBBC Feb 2018 W	2017/12/06	2017/12/07
69982	Credit Suisse AG – HKEX R Bull CBBC Sep 2018 A	2017/12/06	2017/12/07
60028	Credit Suisse AG – Tencent R Bull CBBC Oct 2018 B	2017/12/06	2017/12/07
67706	SG Issuer – HSI R Bull CBBC Aug 2019 D	2017/12/06	2017/12/07
67699	SG Issuer – HSI R Bull CBBC Jul 2019 T	2017/12/06	2017/12/07
67677	SG Issuer – HSI R Bull CBBC Apr 2019 N	2017/12/06	2017/12/07
67658	Credit Suisse AG – HSI R Bull CBBC Dec 2018 I	2017/12/06	2017/12/07
67936	Goldman Sachs SP (Asia) – HSI R Bull CBBC Aug 2019 H	2017/12/06	2017/12/07
60522	UBS AG – HSI R Bull CBBC Oct 2018 I	2017/12/06	2017/12/07
64035	Bank Vontobel – HSI R Bull CBBC Apr 2018 A	2017/12/06	2017/12/07
68013	UBS AG – HSI R Bull CBBC Dec 2018 W	2017/12/06	2017/12/07
60530	UBS AG – HSI R Bull CBBC Nov 2018 W	2017/12/06	2017/12/07
68010	UBS AG – HSI R Bull CBBC Dec 2018 V	2017/12/06	2017/12/07
67969	Credit Suisse AG – HSI R Bull CBBC Sep 2018 E	2017/12/06	2017/12/07
69158	UBS AG – Tencent R Bull CBBC May 2018 D	2017/12/06	2017/12/07

List of expired CBBC, 2017 (continued)

Code	CBBC	Last trading date	Delisted date
60526	UBS AG – HSI R Bull CBBC Dec 2018 C	2017/12/06	2017/12/07
69509	J P Morgan SP BV – HSI R Bull CBBC Sep 2019 Z	2017/12/06	2017/12/07
69168	Goldman Sachs SP (Asia) – Tencent R Bull CBBC Mar 2018 P	2017/12/06	2017/12/07
62542	Bank of East Asia – CC Bank R Bull CBBC Sep 2018 B	2017/12/06	2017/12/07
64755	UBS AG – ICBC R Bull CBBC Aug 2018 C	2017/12/06	2017/12/07
62958	Macquarie Bank Ltd. – Ping An R Bull CBBC Oct 2018 A	2017/12/06	2017/12/07
67892	J P Morgan SP BV – HSI R Bull CBBC Sep 2019 V	2017/12/06	2017/12/07
67930	HK Bank – HSI R Bull CBBC Jul 2018 S	2017/12/06	2017/12/07
60177	SG Issuer – HKEX R Bull CBBC Sep 2018 B	2017/12/06	2017/12/07
69183	J P Morgan SP BV – HSI R Bull CBBC Nov 2018 U	2017/12/06	2017/12/07
69184	J P Morgan SP BV – HSI R Bull CBBC Dec 2018 M	2017/12/06	2017/12/07
69241	J P Morgan SP BV – BYD Company R Bull CBBC Apr 2018 A	2017/12/06	2017/12/07
60416	BNP Paribas Issuance B.V. – HKEX R Bull CBBC Aug 2018 Q	2017/12/06	2017/12/07
60381	HK Bank – Geely Auto R Bull CBBC Jul 2018 G	2017/12/06	2017/12/07
60378	HK Bank – Sunny Optical R Bull CBBC Jul 2018 E	2017/12/06	2017/12/07
60165	SG Issuer – HKEX R Bull CBBC Jun 2018 L	2017/12/06	2017/12/07
67927	HK Bank – HKEX R Bull CBBC Sep 2018 F	2017/12/06	2017/12/07
68061	J P Morgan SP BV – HKEX R Bull CBBC Feb 2018 L	2017/12/06	2017/12/07
69176	Goldman Sachs SP (Asia) – Tencent R Bull CBBC Mar 2018 R	2017/12/06	2017/12/07
66251	SG Issuer – China Life R Bull CBBC Aug 2018 A	2017/12/06	2017/12/07
68545	J P Morgan SP BV – Tencent R Bull CBBC Feb 2018 T	2017/12/06	2017/12/07
67448	UBS AG – HSI R Bull CBBC Nov 2018 Y	2017/12/06	2017/12/07
61310	Credit Suisse AG – Ping An R Bull CBBC Aug 2018 P	2017/12/06	2017/12/07
66201	Goldman Sachs SP (Asia) – HSCEI R Bull CBBC Dec 2018 B	2017/12/06	2017/12/07
68622	SG Issuer – Tencent R Bull CBBC Apr 2018 X	2017/12/06	2017/12/07
68580	Goldman Sachs SP (Asia) – Tencent R Bull CBBC Mar 2018 N	2017/12/06	2017/12/07
68569	Goldman Sachs SP (Asia) – Tencent R Bull CBBC Mar 2018 L	2017/12/06	2017/12/07
68185	Credit Suisse AG – HSBC R Bull CBBC Jul 2018 J	2017/12/06	2017/12/07
68629	Goldman Sachs SP (Asia) – HSI R Bull CBBC Mar 2018 R	2017/12/06	2017/12/07
69689	SG Issuer – HSI R Bull CBBC Jul 2019 V	2017/12/06	2017/12/07
61366	HK Bank – Tencent R Bull CBBC Jul 2018 S	2017/12/06	2017/12/07
66281	Credit Suisse AG – China Life R Bull CBBC Mar 2018 C	2017/12/06	2017/12/07
67499	Goldman Sachs SP (Asia) – HSBC R Bull CBBC Sep 2018 J	2017/12/06	2017/12/07
69792	UBS AG – HSI R Bull CBBC Dec 2018 Z	2017/12/06	2017/12/07
67437	Credit Suisse AG – HSI R Bull CBBC Apr 2018 W	2017/12/06	2017/12/07
61247	Credit Suisse AG – HSI R Bull CBBC Oct 2018 H	2017/12/06	2017/12/07
61246	Credit Suisse AG – HSI R Bull CBBC Apr 2019 A	2017/12/06	2017/12/07
66294	Goldman Sachs SP (Asia) – China Life R Bull CBBC May 2018 A	2017/12/06	2017/12/07
61207	SG Issuer – Tencent R Bull CBBC Jun 2018 O	2017/12/06	2017/12/07
65487	Bank of East Asia – China Mobile R Bull CBBC May 2018 B	2017/12/06	2017/12/07
61269	Credit Suisse AG – HKEX R Bull CBBC Oct 2018 B	2017/12/06	2017/12/07
69356	HK Bank – HKEX R Bull CBBC Sep 2018 I	2017/12/06	2017/12/07
69006	UBS AG – HSI R Bull CBBC Oct 2018 Z	2017/12/06	2017/12/07
69666	SG Issuer – HSI R Bull CBBC Apr 2019 C	2017/12/06	2017/12/07
69664	SG Issuer – HSI R Bull CBBC Mar 2019 K	2017/12/06	2017/12/07
68466	Credit Suisse AG – Tencent R Bull CBBC Aug 2018 B	2017/12/06	2017/12/07
67937	Credit Suisse AG – HSI R Bull CBBC May 2018 I	2017/12/06	2017/12/07
69791	UBS AG – HSI R Bull CBBC Nov 2018 S	2017/12/06	2017/12/07
69323	BNP Paribas Issuance B.V. – HSI R Bull CBBC Nov 2018 P	2017/12/06	2017/12/07
67856	HK Bank – COVS R Bull CBBC Aug 2018 D	2017/12/06	2017/12/07
61347	Goldman Sachs SP (Asia) – HSI R Bull CBBC Sep 2019 D	2017/12/06	2017/12/07
69326	BNP Paribas Issuance B.V. – HSI R Bull CBBC Nov 2018 Q	2017/12/06	2017/12/07
62573	Credit Suisse AG – CM Bank R Bull CBBC Nov 2018 E	2017/12/06	2017/12/07
69027	Credit Suisse AG – HSI R Bull CBBC May 2018 J	2017/12/06	2017/12/07
61428	HK Bank – BYD Company R Bull CBBC Jul 2018 C	2017/12/06	2017/12/07
68651	Goldman Sachs SP (Asia) – HSI R Bull CBBC Mar 2019 R	2017/12/06	2017/12/07
68649	Goldman Sachs SP (Asia) – HSI R Bull CBBC Mar 2019 Q	2017/12/06	2017/12/07
67466	SG Issuer – HSI R Bull CBBC Apr 2019 M	2017/12/06	2017/12/07
67468	Goldman Sachs SP (Asia) – HSI R Bull CBBC Mar 2019 M	2017/12/06	2017/12/07
69002	UBS AG – HSI R Bull CBBC Nov 2018 N	2017/12/06	2017/12/07
63041	UBS AG – BYD Company R Bull CBBC Jul 2018 B	2017/12/06	2017/12/07
68638	Goldman Sachs SP (Asia) – HSI R Bull CBBC Apr 2019 X	2017/12/06	2017/12/07
62361	HK Bank – Geely Auto R Bull CBBC Sep 2018 G	2017/12/06	2017/12/07
69038	Credit Suisse AG – Tencent R Bull CBBC Oct 2018 A	2017/12/06	2017/12/07
65716	HK Bank – China Mobile R Bull CBBC Feb 2018 A	2017/12/06	2017/12/07
61198	SG Issuer – AAC Tech R Bull CBBC May 2018 A	2017/12/06	2017/12/07
68534	J P Morgan SP BV – HSI R Bull CBBC Sep 2019 X	2017/12/06	2017/12/07
68531	UBS AG – Tencent R Bull CBBC Apr 2018 I	2017/12/06	2017/12/07
61163	Goldman Sachs SP (Asia) – Ping An R Bull CBBC Oct 2018 D	2017/12/06	2017/12/07
61585	SG Issuer – Tencent R Bull CBBC Aug 2018 K	2017/12/06	2017/12/07
61144	J P Morgan SP BV – HSI R Bull CBBC Dec 2018 A	2017/12/06	2017/12/07
69510	J P Morgan SP BV – HSI R Bull CBBC Dec 2018 P	2017/12/06	2017/12/07
61577	SG Issuer – Ping An R Bull CBBC Oct 2018 F	2017/12/06	2017/12/07
61110	UBS AG – HSI R Bull CBBC Dec 2018 D	2017/12/06	2017/12/07
61136	SG Issuer – HSI R Bull CBBC Apr 2019 Q	2017/12/06	2017/12/07
61088	Bank of East Asia – Ping An R Bull CBBC Aug 2018 F	2017/12/06	2017/12/07
61601	SG Issuer – Tencent R Bull CBBC Sep 2018 H	2017/12/06	2017/12/07
67490	J P Morgan SP BV – HSI R Bull CBBC Sep 2019 U	2017/12/06	2017/12/07
69270	BNP Paribas Issuance B.V. – Tencent R Bull CBBC Sep 2018 F	2017/12/06	2017/12/07
68499	UBS AG – HSI R Bull CBBC Oct 2018 Y	2017/12/06	2017/12/07
66342	Credit Suisse AG – China Mobile R Bull CBBC Jan 2018 C	2017/12/06	2017/12/07
61073	Macquarie Bank Ltd. – HSI R Bull CBBC Nov 2018 J	2017/12/06	2017/12/07
61072	Macquarie Bank Ltd. – HSI R Bull CBBC Nov 2018 I	2017/12/06	2017/12/07
68490	Macquarie Bank Ltd. – HKEX R Bull CBBC Sep 2018 H	2017/12/06	2017/12/07
62572	Credit Suisse AG – CCB R Bull CBBC Sep 2018 R	2017/12/06	2017/12/07
61200	SG Issuer – BYD R Bull CBBC Aug 2018 A	2017/12/06	2017/12/07
67363	SG Issuer – CM Bank R Bull CBBC Dec 2018 B	2017/12/06	2017/12/07

List of expired CBBC, 2017 (continued)

Code	CBBC	Last trading date	Delisted date
68983	Macquarie Bank Ltd. – Tencent R Bull CBBC May 2018 F	2017/12/06	2017/12/07
69363	HK Bank – HSI R Bull CBBC Jul 2018 U	2017/12/06	2017/12/07
69547	Goldman Sachs SP (Asia) – HSI R Bull CBBC Aug 2019 J	2017/12/06	2017/12/07
61206	SG Issuer – Sunny Optical R Bull CBBC Jul 2018 A	2017/12/06	2017/12/07
67427	HK Bank – Sunny Optical R Bull CBBC Jun 2018 B	2017/12/06	2017/12/07
69372	HK Bank – HSI R Bull CBBC Jul 2018 X	2017/12/06	2017/12/07
69036	Credit Suisse AG – Sunny Optical R Bull CBBC Jul 2018 A	2017/12/06	2017/12/07
67367	SG Issuer – HSBC R Bull CBBC Jun 2018 J	2017/12/06	2017/12/07
69809	UBS AG – HKEX R Bull CBBC Sep 2018 C	2017/12/06	2017/12/07
67364	SG Issuer – China Mobile R Bull CBBC Dec 2018 E	2017/12/06	2017/12/07
62273	UBS AG – AIA R Bull CBBC Jun 2018 A	2017/12/07	2017/12/08
60893	Credit Suisse AG – Tencent R Bull CBBC Apr 2018 O	2017/12/07	2017/12/08
60899	Credit Suisse AG – HSI R Bull CBBC Mar 2019 B	2017/12/07	2017/12/08
67449	UBS AG – HSI R Bull CBBC Nov 2018 I	2017/12/07	2017/12/08
60908	Credit Suisse AG – HSI R Bull CBBC Mar 2019 C	2017/12/07	2017/12/08
60938	Credit Suisse AG – HSI R Bull CBBC Nov 2018 T	2017/12/07	2017/12/08
62277	J P Morgan SP BV – AIA R Bull CBBC Jun 2018 C	2017/12/07	2017/12/08
61191	SG Issuer – HSI R Bull CBBC Nov 2019 R	2017/12/07	2017/12/08
69075	SG Issuer – BYD Company R Bull CBBC Dec 2018 A	2017/12/07	2017/12/08
60853	UBS AG – China Life R Bull CBBC May 2018 B	2017/12/07	2017/12/08
68705	Haitong Int'l Sec – SUNAC R Bull CBBC Aug 2018 A	2017/12/07	2017/12/08
60844	UBS AG – AAC Tech R Bull CBBC Jul 2018 B	2017/12/07	2017/12/08
60840	UBS AG – BYD Company R Bull CBBC Jul 2018 C	2017/12/07	2017/12/08
60832	UBS AG – Tencent R Bull CBBC Apr 2018 R	2017/12/07	2017/12/08
60824	UBS AG – Tencent R Bull CBBC Jun 2018 H	2017/12/07	2017/12/08
60821	UBS AG – Tencent R Bull CBBC Jun 2018 G	2017/12/07	2017/12/08
60820	UBS AG – HSI R Bull CBBC Dec 2018 B	2017/12/07	2017/12/08
60816	UBS AG – HSI R Bull CBBC Aug 2019 H	2017/12/07	2017/12/08
60815	UBS AG – HSI R Bull CBBC Apr 2019 X	2017/12/07	2017/12/08
60804	UBS AG – HSI R Bull CBBC Nov 2018 X	2017/12/07	2017/12/08
68795	HK Bank – HKEX R Bull CBBC Sep 2018 H	2017/12/07	2017/12/08
61515	UBS AG – ICBC R Bull CBBC Aug 2018 B	2017/12/07	2017/12/08
68657	BNP Paribas Issuance B.V. – HSI R Bull CBBC Nov 2018 M	2017/12/07	2017/12/08
66979	Goldman Sachs SP (Asia) – China Life R Bull CBBC May 2018 C	2017/12/07	2017/12/08
62124	HK Bank – China Mobile R Bull CBBC May 2018 B	2017/12/07	2017/12/08
62912	SG Issuer – SUNAC R Bull CBBC Sep 2018 A	2017/12/07	2017/12/08
69523	J P Morgan SP BV – HSI R Bull CBBC Sep 2019 A	2017/12/07	2017/12/08
67424	HK Bank – HSI R Bull CBBC Jul 2018 R	2017/12/07	2017/12/08
69043	HK Bank – Great Wall Motor R Bull CBBC Aug 2018 B	2017/12/07	2017/12/08
61718	Haitong Int'l Sec – ICBC R Bull CBBC Sep 2018 A	2017/12/07	2017/12/08
60898	Credit Suisse AG – Ping An R Bull CBBC Jun 2018 D	2017/12/07	2017/12/08
61184	SG Issuer – HSI R Bull CBBC Oct 2019 Q	2017/12/07	2017/12/08
68823	HK Bank – SUNAC R Bull CBBC Oct 2018 A	2017/12/07	2017/12/08
65743	Bank of East Asia – China Res Land R Bull CBBC Dec 2017 A	2017/12/07	2017/12/11
61001	J P Morgan SP BV – Tencent R Bull CBBC Mar 2018 R	2017/12/07	2017/12/08
61158	J P Morgan SP BV – ICBC R Bull CBBC Aug 2018 C	2017/12/07	2017/12/08
69962	Credit Suisse AG – Geely Auto R Bull CBBC Dec 2018 A	2017/12/07	2017/12/08
60986	J P Morgan SP BV – HSI R Bull CBBC Apr 2019 D	2017/12/07	2017/12/08
60985	J P Morgan SP BV – HSI R Bull CBBC Sep 2019 H	2017/12/07	2017/12/08
60981	J P Morgan SP BV – HSI R Bull CBBC Apr 2019 C	2017/12/07	2017/12/08
60979	J P Morgan SP BV – Ping An R Bull CBBC Apr 2018 M	2017/12/07	2017/12/08
60971	J P Morgan SP BV – Tencent R Bull CBBC Apr 2018 K	2017/12/07	2017/12/08
69376	HK Bank – Geely Auto R Bull CBBC Sep 2018 E	2017/12/07	2017/12/08
61174	SG Issuer – HSI R Bull CBBC Oct 2019 P	2017/12/07	2017/12/08
60251	Haitong Int'l Sec – Geely Auto R Bull CBBC Sep 2018 C	2017/12/07	2017/12/08
61113	UBS AG – Geely Auto R Bull CBBC Dec 2018 C	2017/12/07	2017/12/08
61523	Bank of East Asia – HKEX R Bull CBBC Dec 2017 A	2017/12/07	2017/12/11
68779	HK Bank – Evergrande R Bull CBBC Aug 2018 B	2017/12/07	2017/12/08
68652	Goldman Sachs SP (Asia) – HSI R Bull CBBC Mar 2019 S	2017/12/07	2017/12/08
61683	Credit Suisse AG – Geely Auto R Bull CBBC Jan 2019 B	2017/12/07	2017/12/08
64778	Credit Suisse AG – China Shenhua R Bull CBBC Dec 2017 B	2017/12/07	2017/12/11
65193	J P Morgan SP BV – Greatwall Motor R Bull CBBC Jun 2018 B	2017/12/07	2017/12/08
68151	Haitong Int'l Sec – Evergrande R Bull CBBC Sep 2018 A	2017/12/07	2017/12/08
66667	SG Issuer – Tencent R Bull CBBC Dec 2017 H	2017/12/07	2017/12/11
66244	HK Bank – China Life R Bull CBBC Aug 2018 D	2017/12/07	2017/12/08
68075	J P Morgan SP BV – HSI R Bull CBBC Dec 2018 L	2017/12/07	2017/12/08
69020	UBS AG – HSI R Bull CBBC Dec 2018 X	2017/12/07	2017/12/08
66292	J P Morgan SP BV – China Mobile R Bull CBBC Oct 2018 A	2017/12/07	2017/12/08
62424	Credit Suisse AG – PetCh R Bull CBBC Jul 2018 B	2017/12/07	2017/12/08
62789	Credit Suisse AG – HKEX R Bull CBBC Dec 2017 B	2017/12/07	2017/12/11
69816	UBS AG – HKEX R Bull CBBC Sep 2018 D	2017/12/07	2017/12/08
61831	HK Bank – AIA R Bull CBBC Jul 2018 I	2017/12/07	2017/12/08
67304	Bank of East Asia – PetCh R Bull CBBC Dec 2017 A	2017/12/07	2017/12/11
60312	Haitong Int'l Sec – CUni R Bull CBBC Aug 2018 A	2017/12/07	2017/12/08
69896	J P Morgan SP BV – Geely Auto R Bull CBBC Dec 2018 B	2017/12/07	2017/12/08
64786	SG Issuer – CMob R Bull CBBC Nov 2018 A	2017/12/07	2017/12/08
62734	Haitong Int'l Sec – China Mobile R Bull CBBC Jul 2018 C	2017/12/07	2017/12/08
60775	Macquarie Bank Ltd. – Tencent R Bull CBBC Jun 2018 M	2017/12/07	2017/12/08
60902	Credit Suisse AG – HSI R Bull CBBC Nov 2018 S	2017/12/07	2017/12/08
65041	SG Issuer – CUni R Bull CBBC Jul 2018 C	2017/12/07	2017/12/08
63016	Credit Suisse AG – Great Wall Motor R Bull CBBC Jul 2018 A	2017/12/07	2017/12/08
60696	Goldman Sachs SP (Asia) – Tencent R Bull CBBC Oct 2018 B	2017/12/07	2017/12/08
60714	SG Issuer – HSI R Bull CBBC Oct 2019 O	2017/12/07	2017/12/08
69031	Credit Suisse AG – HSI R Bull CBBC Aug 2018 A	2017/12/07	2017/12/08
67440	Credit Suisse AG – HKEX R Bull CBBC Dec 2017 A	2017/12/07	2017/12/11
60712	Goldman Sachs SP (Asia) – HSI R Bull CBBC Aug 2019 C	2017/12/07	2017/12/08
60710	Goldman Sachs SP (Asia) – HSI R Bull CBBC Aug 2019 B	2017/12/07	2017/12/08

List of expired CBBC, 2017 (continued)

Code	CBBC	Last trading date	Delisted date
60731	HK Bank – Tencent R Bull CBBC Nov 2018 G	2017/12/07	2017/12/08
64065	Credit Suisse AG – HSCEI R Bull CBBC Apr 2018 N	2017/12/07	2017/12/08
64106	SG Issuer – HSCEI R Bull CBBC Nov 2018 K	2017/12/07	2017/12/08
60724	HK Bank – Ping An R Bull CBBC Aug 2018 I	2017/12/07	2017/12/08
60705	Goldman Sachs SP (Asia) – HSI R Bull CBBC Aug 2019 A	2017/12/07	2017/12/08
60774	SG Issuer – HSI R Bull CBBC Dec 2019 F	2017/12/07	2017/12/08
67462	SG Issuer – HSI R Bull CBBC Feb 2019 H	2017/12/07	2017/12/08
60701	Goldman Sachs SP (Asia) – Ping An R Bull CBBC Oct 2018 W	2017/12/07	2017/12/08
69063	SG Issuer – Evergrande R Bull CBBC Sep 2018 B	2017/12/07	2017/12/08
60682	Goldman Sachs SP (Asia) – Tencent R Bull CBBC Oct 2018 A	2017/12/07	2017/12/08
60681	BNP Paribas Issuance B.V. – HSI R Bull CBBC Sep 2019 E	2017/12/07	2017/12/08
60672	BNP Paribas Issuance B.V. – HSI R Bull CBBC Sep 2019 D	2017/12/07	2017/12/08
68675	SG Issuer – HKEX R Bull CBBC Sep 2018 A	2017/12/07	2017/12/08
60665	SG Issuer – Tencent R Bull CBBC Dec 2018 A	2017/12/07	2017/12/08
60660	SG Issuer – Tencent R Bull CBBC Oct 2018 F	2017/12/07	2017/12/08
60646	SG Issuer – Ping An R Bull CBBC Aug 2018 H	2017/12/07	2017/12/08
60635	BNP Paribas Issuance B.V. – CSOP A50 ETF R Bull CBBC Jun 18H	2017/12/07	2017/12/08
67657	Credit Suisse AG – Galaxy Ent R Bull CBBC Jun 2018 H	2017/12/07	2017/12/08
60625	BNP Paribas Issuance B.V. – HSCEI R Bull CBBC Aug 2018 H	2017/12/07	2017/12/08
60703	Goldman Sachs SP (Asia) – China Life R Bull CBBC Aug 2018 A	2017/12/07	2017/12/08
67600	J P Morgan SP BV – Tencent R Bull CBBC Dec 2017 W	2017/12/08	2017/12/11
62639	J P Morgan SP BV – CUni R Bull CBBC Dec 2017 A	2017/12/08	2017/12/11
61544	SG Issuer – Tencent R Bull CBBC Jun 2018 R	2017/12/08	2017/12/11
67642	SG Issuer – CUni R Bull CBBC Apr 2018 C	2017/12/08	2017/12/11
67547	Credit Suisse AG – CUni R Bull CBBC Feb 2018 E	2017/12/08	2017/12/11
61533	Credit Suisse AG – HSI R Bull CBBC Mar 2019 E	2017/12/08	2017/12/11
61530	Credit Suisse AG – Ping An R Bull CBBC Jun 2018 E	2017/12/08	2017/12/11
61582	SG Issuer – HSI R Bull CBBC Nov 2019 S	2017/12/08	2017/12/11
61526	Credit Suisse AG – Galaxy Ent R Bull CBBC Jun 2018 K	2017/12/08	2017/12/11
61518	Credit Suisse AG – Tencent R Bull CBBC Jul 2018 Z	2017/12/08	2017/12/11
61511	Credit Suisse AG – Tencent R Bull CBBC Jul 2018 Y	2017/12/08	2017/12/11
67682	J P Morgan SP BV – HSBC R Bull CBBC Dec 2017 B	2017/12/08	2017/12/11
61527	Credit Suisse AG – BYD Company R Bull CBBC May 2018 D	2017/12/08	2017/12/11
61705	Goldman Sachs SP (Asia) – HSI R Bull CBBC Aug 2019 I	2017/12/08	2017/12/11
64270	Credit Suisse AG – China Mobile R Bull CBBC Oct 2018 E	2017/12/08	2017/12/11
64066	UBS AG – Sands China R Bull CBBC Dec 2017 A	2017/12/08	2017/12/12
61740	Goldman Sachs SP (Asia) – HSI R Bull CBBC Aug 2019 K	2017/12/08	2017/12/11
61439	Bank of East Asia – Tencent R Bull CBBC Oct 2018 B	2017/12/08	2017/12/11
61491	Credit Suisse AG – HSI R Bull CBBC Mar 2019 D	2017/12/08	2017/12/11
61736	Goldman Sachs SP (Asia) – Tencent R Bear CBBC Apr 2018 C	2017/12/08	2017/12/11
68579	SG Issuer – PetroChina R Bull CBBC Oct 2018 C	2017/12/08	2017/12/11
61802	HK Bank – CC Bank R Bull CBBC Sep 2018 A	2017/12/08	2017/12/11
61662	J P Morgan SP BV – HSI R Bull CBBC Sep 2019 J	2017/12/08	2017/12/11
61728	J P Morgan SP BV – Tencent R Bear CBBC Mar 2018 Y	2017/12/08	2017/12/11
62721	Bank of East Asia – PetCh R Bull CBBC Sep 2018 A	2017/12/08	2017/12/11
60878	UBS AG – Tencent R Bull CBBC Dec 2017 F	2017/12/08	2017/12/12
61699	J P Morgan SP BV – Ping An R Bull CBBC Apr 2018 N	2017/12/08	2017/12/11
65816	UBS AG – China Mobile R Bull CBBC Apr 2018 A	2017/12/08	2017/12/11
61653	J P Morgan SP BV – Tencent R Bull CBBC Mar 2018 Q	2017/12/08	2017/12/11
61652	J P Morgan SP BV – Tencent R Bull CBBC Mar 2018 S	2017/12/08	2017/12/11
60128	UBS AG – HKEX R Bull CBBC Dec 2017 A	2017/12/08	2017/12/12
61651	SG Issuer – HSI R Bull CBBC Nov 2019 T	2017/12/08	2017/12/11
68492	J P Morgan SP BV – CC Bank R Bull CBBC Sep 2018 G	2017/12/08	2017/12/11
61729	J P Morgan SP BV – Tencent R Bear CBBC Apr 2018 Y	2017/12/08	2017/12/11
61252	BNP Paribas Issuance B.V. – HSI R Bull CBBC Sep 2019 F	2017/12/08	2017/12/11
61307	Goldman Sachs SP (Asia) – Tencent R Bull CBBC Oct 2018 E	2017/12/08	2017/12/11
61302	Goldman Sachs SP (Asia) – Tencent R Bull CBBC Oct 2018 D	2017/12/08	2017/12/11
61298	Goldman Sachs SP (Asia) – Tencent R Bull CBBC Oct 2018 C	2017/12/08	2017/12/11
61475	UBS AG – HSBC R Bull CBBC Jul 2018 F	2017/12/08	2017/12/11
61284	SG Issuer – Tencent R Bull CBBC Sep 2018 O	2017/12/08	2017/12/11
61452	Bank of East Asia – Ping An R Bull CBBC Aug 2018 O	2017/12/08	2017/12/11
61283	SG Issuer – Tencent R Bull CBBC Aug 2018 Q	2017/12/08	2017/12/11
61270	SG Issuer – Ping An R Bull CBBC Oct 2018 J	2017/12/08	2017/12/11
61267	BNP Paribas Issuance B.V. – Tencent R Bull CBBC Sep 2018 X	2017/12/08	2017/12/11
61329	HK Bank – HSI R Bull CBBC Aug 2018 R	2017/12/08	2017/12/11
61259	HK Bank – Tencent R Bull CBBC Oct 2018 I	2017/12/08	2017/12/11
61294	SG Issuer – Tencent R Bull CBBC Nov 2018 F	2017/12/08	2017/12/11
68951	Goldman Sachs SP (Asia) – China Mobile R Bull CBBC Oct 2018B	2017/12/08	2017/12/11
62119	UBS AG – Tencent R Bull CBBC Dec 2017 A	2017/12/08	2017/12/12
62472	Bank of East Asia – China Mobile R Bull CBBC May 2018 A	2017/12/08	2017/12/11
69772	UBS AG – SHK Ppt R Bull CBBC Dec 2017 A	2017/12/08	2017/12/12
68226	UBS AG – Petrochina R Bull CBBC Jun 2018 A	2017/12/08	2017/12/11
68068	J P Morgan SP BV – PetCh R Bull CBBC Jul 2018 A	2017/12/08	2017/12/11
63722	J P Morgan SP BV – Galaxy Ent R Bull CBBC Dec 2017 F	2017/12/08	2017/12/11
69173	UBS AG – Tencent R Bull CBBC Dec 2017 O	2017/12/08	2017/12/12
68753	J P Morgan SP BV – Tencent R Bull CBBC Dec 2017 Y	2017/12/08	2017/12/11
61262	HK Bank – Tencent R Bull CBBC Aug 2018 E	2017/12/08	2017/12/11
61407	Goldman Sachs SP (Asia) – Ping An R Bull CBBC Oct 2018 X	2017/12/08	2017/12/11
61469	UBS AG – Tencent R Bull CBBC Mar 2018 Y	2017/12/08	2017/12/11
61464	Bank of East Asia – Sunny Optical R Bull CBBC Oct 2018 A	2017/12/08	2017/12/11
61472	UBS AG – Tencent R Bull CBBC Mar 2018 Z	2017/12/08	2017/12/11
62893	HK Bank – PetCh R Bull CBBC Oct 2018 B	2017/12/08	2017/12/11
61450	Bank of East Asia – Tencent R Bull CBBC Oct 2018 C	2017/12/08	2017/12/11
61437	Goldman Sachs SP (Asia) – HKEX R Bull CBBC Jul 2018 D	2017/12/08	2017/12/11
61429	Goldman Sachs SP (Asia) – Tencent R Bull CBBC Sep 2018 G	2017/12/08	2017/12/11
61466	UBS AG – HSI R Bull CBBC Sep 2019 E	2017/12/08	2017/12/11
61412	Goldman Sachs SP (Asia) – Ping An R Bull CBBC Oct 2018 Y	2017/12/08	2017/12/11

List of expired CBBC, 2017 (continued)

Code	CBBC	Last trading date	Delisted date
61382	SG Issuer – Ping An R Bull CBBC Aug 2018 I	2017/12/08	2017/12/11
64097	J P Morgan SP BV – WH Group R Bull CBBC Dec 2017 A	2017/12/08	2017/12/11
62231	Goldman Sachs SP (Asia) – HSCEI R Bull CBBC Apr 2018 A	2017/12/11	2017/12/12
62069	Bank of East Asia – Tencent R Bull CBBC Oct 2018 D	2017/12/11	2017/12/12
61894	SG Issuer – HKEX R Bull CBBC Oct 2018 F	2017/12/11	2017/12/12
61838	HK Bank – HSCEI R Bull CBBC Jul 2018 G	2017/12/11	2017/12/12
61840	HK Bank – AAC Tech R Bull CBBC Sep 2018 B	2017/12/11	2017/12/12
62125	UBS AG – HSI R Bull CBBC Nov 2018 A	2017/12/11	2017/12/12
61867	HK Bank – Sunny Optical R Bull CBBC Oct 2018 A	2017/12/11	2017/12/12
62086	Bank of East Asia – Ping An R Bull CBBC Aug 2018 P	2017/12/11	2017/12/12
62120	UBS AG – HSI R Bull CBBC Aug 2018 E	2017/12/11	2017/12/12
61883	Macquarie Bank Ltd. – Tencent R Bull CBBC Jun 2018 N	2017/12/11	2017/12/12
61868	HK Bank – SUNAC R Bull CBBC Oct 2018 D	2017/12/11	2017/12/12
62112	UBS AG – HSI R Bull CBBC Sep 2018 M	2017/12/11	2017/12/12
61899	SG Issuer – HSBC R Bull CBBC Nov 2018 F	2017/12/11	2017/12/12
60390	HK Bank – CC Bank R Bull CBBC Dec 2017 A	2017/12/11	2017/12/13
61846	HK Bank – AIA R Bull CBBC Oct 2018 C	2017/12/11	2017/12/12
62051	Credit Suisse AG – Tencent R Bull CBBC Jul 2018 A	2017/12/11	2017/12/12
62161	J P Morgan SP BV – HSI R Bull CBBC Dec 2018 O	2017/12/11	2017/12/12
61981	SG Issuer – HSI R Bull CBBC Oct 2019 S	2017/12/11	2017/12/12
61985	SG Issuer – HSI R Bull CBBC Dec 2019 G	2017/12/11	2017/12/12
61979	SG Issuer – HSI R Bull CBBC Oct 2019 R	2017/12/11	2017/12/12
61999	Credit Suisse AG – HSI R Bull CBBC Nov 2018 U	2017/12/11	2017/12/12
61960	Goldman Sachs SP (Asia) – HSI R Bull CBBC Aug 2019 L	2017/12/11	2017/12/12
61958	Goldman Sachs SP (Asia) – HSI R Bull CBBC Sep 2019 T	2017/12/11	2017/12/12
62162	J P Morgan SP BV – HSI R Bull CBBC Apr 2019 E	2017/12/11	2017/12/12
62049	Credit Suisse AG – HSI R Bull CBBC Mar 2019 F	2017/12/11	2017/12/12
62190	J P Morgan SP BV – Tencent R Bear CBBC Apr 2018 C	2017/12/11	2017/12/12
61936	Goldman Sachs SP (Asia) – Ping An R Bull CBBC Aug 2018 E	2017/12/11	2017/12/12
61924	Goldman Sachs SP (Asia) – Tencent R Bull CBBC Apr 2018 M	2017/12/11	2017/12/12
61906	SG Issuer – Tencent R Bull CBBC Sep 2018 P	2017/12/11	2017/12/12
62159	J P Morgan SP BV – HSI R Bull CBBC Dec 2018 I	2017/12/11	2017/12/12
61897	SG Issuer – HKEX R Bull CBBC Dec 2018 B	2017/12/11	2017/12/12
61956	Goldman Sachs SP (Asia) – HSI R Bull CBBC Sep 2019 S	2017/12/11	2017/12/12
62164	J P Morgan SP BV – Tencent R Bull CBBC Mar 2018 T	2017/12/11	2017/12/12
62038	Credit Suisse AG – HSI R Bull CBBC Nov 2018 V	2017/12/11	2017/12/12
61235	Goldman Sachs SP (Asia) – Tencent R Bear CBBC Apr 2018 A	2017/12/11	2017/12/12
61730	J P Morgan SP BV – Tencent R Bear CBBC Mar 2018 Z	2017/12/11	2017/12/12
61702	Macquarie Bank Ltd. – Tencent R Bear CBBC Jun 2018 R	2017/12/11	2017/12/12
61521	Credit Suisse AG – Tencent R Bear CBBC Apr 2018 R	2017/12/11	2017/12/12
61487	UBS AG – Tencent R Bear CBBC Apr 2018 M	2017/12/11	2017/12/12
61399	SG Issuer – Tencent R Bear CBBC Jun 2018 G	2017/12/11	2017/12/12
61379	HK Bank – Ping An R Bear CBBC Oct 2018 F	2017/12/11	2017/12/12
67093	Credit Suisse AG – Sands China R Bear CBBC Jul 2018 B	2017/12/11	2017/12/12
61249	Goldman Sachs SP (Asia) – Ping An R Bear CBBC Oct 2018 B	2017/12/11	2017/12/12
63465	Bank of East Asia – China Mobile R Bull CBBC Dec 2017 B	2017/12/11	2017/12/13
61870	HK Bank – Evergrande R Bull CBBC Dec 2018 B	2017/12/11	2017/12/12
61009	J P Morgan SP BV – Tencent R Bear CBBC Mar 2018 X	2017/12/11	2017/12/12
61008	J P Morgan SP BV – Tencent R Bear CBBC Mar 2018 W	2017/12/11	2017/12/12
63463	Bank of East Asia – COVS R Bull CBBC Dec 2017 B	2017/12/11	2017/12/13
63462	Bank of East Asia – Galaxy Ent R Bull CBBC Dec 2017 D	2017/12/11	2017/12/13
62316	Bank of East Asia – Galaxy Ent R Bull CBBC Dec 2017 C	2017/12/11	2017/12/13
61349	HK Bank – Tencent R Bear CBBC Jul 2018 S	2017/12/11	2017/12/12
61758	BNP Paribas Issuance B.V. – HSI R Bull CBBC Sep 2019 I	2017/12/11	2017/12/12
61793	HK Bank – HSI R Bull CBBC Aug 2018 S	2017/12/11	2017/12/12
61742	BNP Paribas Issuance B.V. – HSI R Bull CBBC Sep 2019 G	2017/12/11	2017/12/12
61745	BNP Paribas Issuance B.V. – HSI R Bull CBBC Sep 2019 H	2017/12/11	2017/12/12
61759	BNP Paribas Issuance B.V. – HSI R Bull CBBC Sep 2019 J	2017/12/11	2017/12/12
61761	BNP Paribas Issuance B.V. – Tencent R Bear CBBC Apr 2018 W	2017/12/11	2017/12/12
61735	Goldman Sachs SP (Asia) – Tencent R Bear CBBC Apr 2018 B	2017/12/11	2017/12/12
62355	BNP Paribas Issuance B.V. – Tencent R Bear CBBC Apr 2018 Q	2017/12/12	2017/12/13
62344	BNP Paribas Issuance B.V. – HSI R Bear CBBC Apr 2018 F	2017/12/12	2017/12/13
62432	UBS AG – Tencent R Bear CBBC Apr 2018 O	2017/12/12	2017/12/13
62603	J P Morgan SP BV – HSI R Bull CBBC Sep 2019 N	2017/12/12	2017/12/13
62640	J P Morgan SP BV – HSI R Bull CBBC Dec 2018 D	2017/12/12	2017/12/13
62370	Credit Suisse AG – HSI R Bull CBBC Nov 2018 W	2017/12/12	2017/12/13
62450	SG Issuer – HSI R Bear CBBC Apr 2018 C	2017/12/12	2017/12/13
61489	UBS AG – Tencent R Bear CBBC Apr 2018 N	2017/12/12	2017/12/13
62274	BNP Paribas Issuance B.V. – Tencent R Bear CBBC Apr 2018 I	2017/12/12	2017/12/13
62349	BNP Paribas Issuance B.V. – HSI R Bear CBBC Apr 2018 G	2017/12/12	2017/12/13
62466	SG Issuer – HSI R Bull CBBC Oct 2019 T	2017/12/12	2017/12/13
62653	J P Morgan SP BV – Tencent R Bear CBBC Jun 2018 I	2017/12/12	2017/12/13
62589	Goldman Sachs SP (Asia) – CSOP A50 ETF R Bull CBBC Apr 2018 C	2017/12/12	2017/12/13
61245	Goldman Sachs SP (Asia) – Tencent R Bear CBBC Apr 2018 E	2017/12/12	2017/12/13
62646	J P Morgan SP BV – Tencent R Bear CBBC Apr 2018 A	2017/12/12	2017/12/13
62437	UBS AG – HSI R Bear CBBC Apr 2018 Y	2017/12/12	2017/12/13
62338	Goldman Sachs SP (Asia) – HKEX R Bull CBBC Oct 2018 M	2017/12/12	2017/12/13
62660	J P Morgan SP BV – HSI R Bear CBBC May 2018 F	2017/12/12	2017/12/13
62318	SG Issuer – CSOP A50 ETF R Bull CBBC Sep 2018 D	2017/12/12	2017/12/13
62451	SG Issuer – HSI R Bear CBBC Jul 2018 T	2017/12/12	2017/12/13
62283	BNP Paribas Issuance B.V. – HSCEI R Bull CBBC Aug 2018 I	2017/12/12	2017/12/13
62300	HK Bank – HSI R Bull CBBC Aug 2018 T	2017/12/12	2017/12/13
62312	HK Bank – Country Garden R Bull CBBC Nov 2018 B	2017/12/12	2017/12/13
62647	J P Morgan SP BV – Tencent R Bear CBBC Apr 2018 D	2017/12/12	2017/12/13
62435	UBS AG – HSI R Bear CBBC Apr 2018 X	2017/12/12	2017/12/13
62665	J P Morgan SP BV – HSI R Bear CBBC May 2018 G	2017/12/12	2017/12/13
60777	Macquarie Bank Ltd. – Tencent R Bear CBBC Jun 2018 Q	2017/12/12	2017/12/13

List of expired CBBC, 2017 (continued)

Code	CBBC	Last trading date	Delisted date
62548	Goldman Sachs SP (Asia) – HSI R Bear CBBC Mar 2018 D	2017/12/12	2017/12/13
62415	Macquarie Bank Ltd. – Tencent R Bear CBBC Jun 2018 T	2017/12/12	2017/12/13
62416	UBS AG – HSI R Bull CBBC Dec 2018 H	2017/12/12	2017/12/13
62417	UBS AG – HSI R Bull CBBC Apr 2019 Y	2017/12/12	2017/12/13
62396	Credit Suisse AG – HSI R Bear CBBC Mar 2018 Q	2017/12/12	2017/12/13
62393	Credit Suisse AG – HSI R Bear CBBC Apr 2018 T	2017/12/12	2017/12/13
62376	Credit Suisse AG – Tencent R Bear CBBC Apr 2018 T	2017/12/12	2017/12/13
60259	Bank of East Asia – CKH R Bull CBBC May 2018 A	2017/12/12	2017/12/13
62670	Goldman Sachs SP (Asia) – China Mobile R Bull CBBC Oct 2018C	2017/12/12	2017/12/13
62427	UBS AG – Tencent R Bear CBBC Jun 2018 C	2017/12/12	2017/12/13
61731	J P Morgan SP BV – Tencent R Bear CBBC Apr 2018 Z	2017/12/12	2017/12/13
60124	Credit Suisse AG – CUni R Bull CBBC Dec 2017 A	2017/12/12	2017/12/14
62374	Credit Suisse AG – HSI R Bull CBBC Mar 2019 G	2017/12/12	2017/12/13
61792	BNP Paribas Issuance B.V. – Tencent R Bear CBBC Apr 2018 H	2017/12/12	2017/12/13
62561	Goldman Sachs SP (Asia) – Tencent R Bear CBBC Apr 2018 G	2017/12/12	2017/12/13
62489	Bank of East Asia – Tencent R Bear CBBC Sep 2018 F	2017/12/12	2017/12/13
62501	Bank of East Asia – HKEX R Bull CBBC Sep 2018 I	2017/12/12	2017/12/13
62557	Goldman Sachs SP (Asia) – Tencent R Bear CBBC Apr 2018 I	2017/12/12	2017/12/13
62375	Credit Suisse AG – HSI R Bull CBBC Nov 2018 X	2017/12/12	2017/12/13
62508	Bank of East Asia – Ping An R Bear CBBC Sep 2018 A	2017/12/12	2017/12/13
62556	Goldman Sachs SP (Asia) – HSI R Bear CBBC Mar 2018 I	2017/12/12	2017/12/13
62526	Goldman Sachs SP (Asia) – HSI R Bull CBBC Sep 2019 U	2017/12/12	2017/12/13
63091	UBS AG – HSI R Bear CBBC Apr 2018 P	2017/12/13	2017/12/14
63103	UBS AG – HSI R Bear CBBC May 2018 I	2017/12/13	2017/12/14
63083	BNP Paribas Issuance B.V. – HSI R Bear CBBC May 2018 F	2017/12/13	2017/12/14
63081	BNP Paribas Issuance B.V. – HSI R Bear CBBC May 2018 E	2017/12/13	2017/12/14
63282	SG Issuer – HSI R Bear CBBC Apr 2018 E	2017/12/13	2017/12/14
63090	UBS AG – HSI R Bear CBBC Apr 2018 Z	2017/12/13	2017/12/14
65832	BNP Paribas Issuance B.V. – HSBC R Bear CBBC Jan 2018 A	2017/12/13	2017/12/14
64321	Haitong Int'l Sec – Galaxy Ent R Bear CBBC Apr 2018 A	2017/12/13	2017/12/14
63092	UBS AG – HSI R Bear CBBC May 2018 G	2017/12/13	2017/12/14
63095	UBS AG – HSI R Bear CBBC May 2018 H	2017/12/13	2017/12/14
63089	UBS AG – Tencent R Bear CBBC Jun 2018 D	2017/12/13	2017/12/14
64493	HK Bank – Sands China R Bear CBBC Apr 2018 E	2017/12/13	2017/12/14
63110	J P Morgan SP BV – HKEX R Bull CBBC Mar 2018 I	2017/12/13	2017/12/14
63304	J P Morgan SP BV – Tencent R Bear CBBC Mar 2018 A	2017/12/13	2017/12/14
63821	HK Bank – Sunny Optical R Bull CBBC Jul 2018 B	2017/12/13	2017/12/14
63275	SG Issuer – HSI R Bear CBBC Mar 2018 Q	2017/12/13	2017/12/14
63281	SG Issuer – HSI R Bear CBBC Apr 2018 D	2017/12/13	2017/12/14
63332	J P Morgan SP BV – HSI R Bear CBBC May 2018 M	2017/12/13	2017/12/14
63331	J P Morgan SP BV – HSI R Bear CBBC May 2018 L	2017/12/13	2017/12/14
63329	J P Morgan SP BV – HSI R Bear CBBC May 2018 K	2017/12/13	2017/12/14
63327	J P Morgan SP BV – HSI R Bear CBBC May 2018 J	2017/12/13	2017/12/14
63326	J P Morgan SP BV – HSI R Bear CBBC May 2018 I	2017/12/13	2017/12/14
63218	Credit Suisse AG – HSI R Bear CBBC Mar 2018 R	2017/12/13	2017/12/14
63305	J P Morgan SP BV – Tencent R Bear CBBC Apr 2018 B	2017/12/13	2017/12/14
63272	SG Issuer – HSI R Bear CBBC Mar 2018 O	2017/12/13	2017/12/14
63302	Goldman Sachs SP (Asia) – HKEX R Bear CBBC Oct 2018 E	2017/12/13	2017/12/14
63300	Goldman Sachs SP (Asia) – HSBC R Bear CBBC Aug 2018 A	2017/12/13	2017/12/14
63298	Goldman Sachs SP (Asia) – Tencent R Bear CBBC Apr 2018 D	2017/12/13	2017/12/14
63995	Credit Suisse AG – Sunny Optical R Bull CBBC Mar 2018 B	2017/12/13	2017/12/14
63297	Goldman Sachs SP (Asia) – Tencent R Bear CBBC Apr 2018 K	2017/12/13	2017/12/14
63285	SG Issuer – HSI R Bear CBBC Jul 2018 V	2017/12/13	2017/12/14
63962	SG Issuer – Sunny Optical R Bull CBBC Jan 2018 B	2017/12/13	2017/12/14
63283	SG Issuer – HSI R Bear CBBC Apr 2018 F	2017/12/13	2017/12/14
63324	J P Morgan SP BV – HSI R Bear CBBC May 2018 H	2017/12/13	2017/12/14
63231	Credit Suisse AG – HSCEI R Bear CBBC Mar 2018 C	2017/12/13	2017/12/14
63152	Credit Suisse AG – Tencent R Bear CBBC Jun 2018 I	2017/12/13	2017/12/14
63185	Credit Suisse AG – Ping An R Bear CBBC May 2018 H	2017/12/13	2017/12/14
63215	Credit Suisse AG – HSI R Bear CBBC May 2018 C	2017/12/13	2017/12/14
63216	Credit Suisse AG – HSI R Bear CBBC May 2018 D	2017/12/13	2017/12/14
62459	SG Issuer – HSI R Bear CBBC Jul 2018 U	2017/12/13	2017/12/14
63080	BNP Paribas Issuance B.V. – HSI R Bear CBBC May 2018 D	2017/12/13	2017/12/14
63219	Credit Suisse AG – HSI R Bear CBBC May 2018 E	2017/12/13	2017/12/14
63220	Credit Suisse AG – HSI R Bear CBBC Mar 2018 S	2017/12/13	2017/12/14
61807	Credit Suisse AG – Galaxy Ent R Bear CBBC Jun 2018 A	2017/12/13	2017/12/14
62000	Credit Suisse AG – China Mobile R Bear CBBC Dec 2017 A	2017/12/13	2017/12/15
62481	SG Issuer – HSI R Bull CBBC Nov 2019 U	2017/12/13	2017/12/14
63232	Credit Suisse AG – HSI R Bull CBBC Mar 2019 H	2017/12/13	2017/12/14
67474	Goldman Sachs SP (Asia) – HSBC R Bear CBBC Mar 2018 A	2017/12/13	2017/12/14
63266	J P Morgan SP BV – HSCEI R Bear CBBC Apr 2018 I	2017/12/13	2017/12/14
66276	HK Bank – Galaxy Ent R Bear CBBC Aug 2018 A	2017/12/13	2017/12/14
64667	UBS AG – HSBC R Bear CBBC Jan 2018 A	2017/12/13	2017/12/14
63002	Goldman Sachs SP (Asia) – HSI R Bear CBBC Mar 2018 W	2017/12/13	2017/12/14
63269	SG Issuer – HSI R Bear CBBC Mar 2018 C	2017/12/13	2017/12/14
63270	SG Issuer – HSI R Bear CBBC Mar 2018 K	2017/12/13	2017/12/14
63117	J P Morgan SP BV – HSI R Bull CBBC Sep 2019 O	2017/12/13	2017/12/14
65143	Haitong Int'l Sec – Sunny Optical R Bull CBBC Jun 2018 B	2017/12/13	2017/12/14
62951	Macquarie Bank Ltd. – Tencent R Bear CBBC Jul 2018 B	2017/12/13	2017/12/14
62408	Credit Suisse AG – HSI R Bear CBBC Apr 2018 U	2017/12/13	2017/12/14
62945	Macquarie Bank Ltd. – Tencent R Bear CBBC Jul 2018 A	2017/12/13	2017/12/14
62149	Goldman Sachs SP (Asia) – HSI R Bear CBBC Apr 2018 W	2017/12/13	2017/12/14
61468	UBS AG – HSI R Bear CBBC Mar 2018 W	2017/12/13	2017/12/14
62153	J P Morgan SP BV – HSI R Bear CBBC May 2018 C	2017/12/13	2017/12/14
62154	J P Morgan SP BV – HSI R Bear CBBC May 2018 D	2017/12/13	2017/12/14
62301	HK Bank – HSI R Bear CBBC Apr 2018 F	2017/12/13	2017/12/14
61330	HK Bank – HSI R Bear CBBC Apr 2018 D	2017/12/13	2017/12/14

List of expired CBBC, 2017 (continued)

Code	CBBC	Last trading date	Delisted date
61539	Credit Suisse AG – HSI R Bear CBBC Apr 2018 P	2017/12/13	2017/12/14
62176	J P Morgan SP BV – HSI R Bear CBBC May 2018 E	2017/12/13	2017/12/14
61213	Goldman Sachs SP (Asia) – HSI R Bear CBBC Mar 2018 V	2017/12/13	2017/12/14
62992	HK Bank – HSI R Bear CBBC Apr 2018 X	2017/12/13	2017/12/14
61208	BNP Paribas Issuance B.V. – HSI R Bear CBBC Apr 2018 D	2017/12/13	2017/12/14
62286	BNP Paribas Issuance B.V. – HSI R Bear CBBC Apr 2018 E	2017/12/13	2017/12/14
62995	HK Bank – HSI R Bear CBBC Apr 2018 I	2017/12/13	2017/12/14
61103	SG Issuer – HSI R Bear CBBC Apr 2018 X	2017/12/13	2017/12/14
62793	Goldman Sachs SP (Asia) – China Life R Bull CBBC May 2018 G	2017/12/13	2017/12/14
62849	HK Bank – Tencent R Bear CBBC Sep 2018 H	2017/12/13	2017/12/14
61732	J P Morgan SP BV – HSI R Bear CBBC May 2018 A	2017/12/13	2017/12/14
62808	Bank Vontobel – HSI R Bear CBBC Apr 2018 D	2017/12/13	2017/12/14
61724	Goldman Sachs SP (Asia) – HSI R Bear CBBC Apr 2018 U	2017/12/13	2017/12/14
61720	Goldman Sachs SP (Asia) – HSI R Bear CBBC Apr 2018 T	2017/12/13	2017/12/14
62809	Bank Vontobel – HSI R Bear CBBC Apr 2018 E	2017/12/13	2017/12/14
61935	Goldman Sachs SP (Asia) – Tencent R Bull CBBC Apr 2018 N	2017/12/13	2017/12/14
61696	J P Morgan SP BV – HSI R Bear CBBC Apr 2018 A	2017/12/13	2017/12/14
62098	UBS AG – HSI R Bear CBBC Apr 2018 V	2017/12/13	2017/12/14
65586	Bank of East Asia – China Mobile R Bull CBBC Dec 2017 C	2017/12/13	2017/12/15
61501	Credit Suisse AG – HSI R Bear CBBC Apr 2018 Q	2017/12/13	2017/12/14
61555	SG Issuer – HSI R Bear CBBC Jul 2018 R	2017/12/13	2017/12/14
61986	Credit Suisse AG – HSI R Bear CBBC Mar 2018 O	2017/12/13	2017/12/14
62799	Goldman Sachs SP (Asia) – HSI R Bull CBBC Sep 2019 V	2017/12/13	2017/12/14
62922	SG Issuer – China Life R Bull CBBC Aug 2018 B	2017/12/13	2017/12/14
61546	SG Issuer – HSI R Bear CBBC Mar 2018 J	2017/12/13	2017/12/14
65588	Bank of East Asia – AIA R Bull CBBC Dec 2017 A	2017/12/13	2017/12/15
62108	UBS AG – HSI R Bear CBBC Apr 2018 W	2017/12/13	2017/12/14
62818	BNP Paribas Issuance B.V. – Tencent R Bear CBBC Apr 2018 A	2017/12/13	2017/12/14
64064	Credit Suisse AG – Sands China R Bear CBBC Jul 2018 A	2017/12/13	2017/12/14
60954	Credit Suisse AG – HSI R Bear CBBC Apr 2018 M	2017/12/13	2017/12/14
63010	Goldman Sachs SP (Asia) – HSI R Bear CBBC Mar 2018 H	2017/12/13	2017/12/14
61062	J P Morgan SP BV – HSI R Bear CBBC Apr 2018 W	2017/12/13	2017/12/14
62727	SG Issuer – HSI R Bull CBBC Oct 2019 U	2017/12/13	2017/12/14
63018	UBS AG – HSI R Bull CBBC Aug 2019 I	2017/12/13	2017/12/14
62683	BNP Paribas Issuance B.V. – HSI R Bull CBBC Sep 2019 L	2017/12/13	2017/12/14
63014	Goldman Sachs SP (Asia) – HSI R Bear CBBC Mar 2018 K	2017/12/13	2017/12/14
61853	HK Bank – Tencent R Bull CBBC Oct 2018 J	2017/12/13	2017/12/14
63068	BNP Paribas Issuance B.V. – HSI R Bear CBBC May 2018 A	2017/12/13	2017/12/14
62754	SG Issuer – Tencent R Bear CBBC Jun 2018 H	2017/12/13	2017/12/14
63076	BNP Paribas Issuance B.V. – HSI R Bear CBBC May 2018 B	2017/12/13	2017/12/14
68392	SG Issuer – HSBC R Bear CBBC Apr 2018 A	2017/12/13	2017/12/14
63008	Goldman Sachs SP (Asia) – HSI R Bear CBBC Mar 2018 E	2017/12/13	2017/12/14
63004	Goldman Sachs SP (Asia) – HSI R Bear CBBC Mar 2018 Z	2017/12/13	2017/12/14
60864	UBS AG – HSI R Bear CBBC Mar 2018 S	2017/12/13	2017/12/14
62792	Goldman Sachs SP (Asia) – HKEX R Bull CBBC Oct 2018 N	2017/12/13	2017/12/14
63078	BNP Paribas Issuance B.V. – HSI R Bear CBBC May 2018 C	2017/12/13	2017/12/14
61490	UBS AG – HSI R Bear CBBC Apr 2018 U	2017/12/13	2017/12/14
63422	SG Issuer – Ping An R Bear CBBC Nov 2018 A	2017/12/14	2017/12/15
63403	HK Bank – HKEX R Bear CBBC Jun 2018 F	2017/12/14	2017/12/15
63484	UBS AG – HSI R Bear CBBC Jun 2018 A	2017/12/14	2017/12/15
63401	HK Bank – Tencent R Bear CBBC Jul 2018 T	2017/12/14	2017/12/15
63382	Goldman Sachs SP (Asia) – HSI R Bear CBBC Mar 2018 N	2017/12/14	2017/12/15
63429	SG Issuer – Tencent R Bear CBBC Nov 2018 G	2017/12/14	2017/12/15
61997	Credit Suisse AG – HSI R Bear CBBC Mar 2018 P	2017/12/14	2017/12/15
63537	Credit Suisse AG – HSI R Bear CBBC Apr 2018 V	2017/12/14	2017/12/15
63460	Bank of East Asia – China Mobile R Bull CBBC Aug 2018 E	2017/12/14	2017/12/15
63471	UBS AG – HSI R Bear CBBC May 2018 J	2017/12/14	2017/12/15
63492	Goldman Sachs SP (Asia) – HSCEI R Bear CBBC May 2018 A	2017/12/14	2017/12/15
63483	UBS AG – HSI R Bear CBBC May 2018 L	2017/12/14	2017/12/15
63529	SG Issuer – HSI R Bear CBBC Jul 2018 X	2017/12/14	2017/12/15
63530	SG Issuer – HSI R Bear CBBC Jul 2018 Y	2017/12/14	2017/12/15
63488	UBS AG – HSI R Bear CBBC May 2018 M	2017/12/14	2017/12/15
65188	J P Morgan SP BV – Tencent R Bull CBBC Dec 2017 H	2017/12/14	2017/12/18
63497	Goldman Sachs SP (Asia) – HSCEI R Bear CBBC Aug 2018 A	2017/12/14	2017/12/15
63518	SG Issuer – HSI R Bear CBBC Mar 2018 L	2017/12/14	2017/12/15
63521	SG Issuer – HSI R Bear CBBC Apr 2018 K	2017/12/14	2017/12/15
63524	SG Issuer – HSI R Bear CBBC Jul 2018 W	2017/12/14	2017/12/15
63480	UBS AG – HSI R Bear CBBC May 2018 K	2017/12/14	2017/12/15
64337	J P Morgan SP BV – CC Bank R Bull CBBC Dec 2017 A	2017/12/14	2017/12/18
60502	HK Bank – Geely Auto R Bull CBBC Dec 2017 B	2017/12/14	2017/12/18
61241	J P Morgan SP BV – HSBC R Bull CBBC Dec 2017 A	2017/12/14	2017/12/18
60872	UBS AG – HSI R Bear CBBC Apr 2018 S	2017/12/14	2017/12/15
63956	J P Morgan SP BV – ICBC R Bull CBBC Dec 2017 A	2017/12/14	2017/12/18
61803	HK Bank – HKEX R Bull CBBC Dec 2017 G	2017/12/14	2017/12/18
65571	HK Bank – HKEX R Bull CBBC Dec 2017 B	2017/12/14	2017/12/18
60764	BNP Paribas Issuance B.V. – HSI R Bear CBBC Apr 2018 A	2017/12/14	2017/12/15
63319	UBS AG – Petrochina R Bull CBBC Dec 2017 E	2017/12/14	2017/12/18
61733	J P Morgan SP BV – HSI R Bear CBBC May 2018 B	2017/12/14	2017/12/15
60762	HK Bank – HSI R Bear CBBC Apr 2018 Z	2017/12/14	2017/12/15
65581	HK Bank – Tencent R Bull CBBC Dec 2017 A	2017/12/14	2017/12/18
63363	HK Bank – HSI R Bear CBBC Apr 2018 J	2017/12/14	2017/12/15
61968	SG Issuer – HSI R Bear CBBC Jul 2018 S	2017/12/14	2017/12/15
63380	Goldman Sachs SP (Asia) – HSI R Bear CBBC Mar 2018 M	2017/12/14	2017/12/15
68936	Bank of East Asia – HSBC Holdings R Bull CBBC Dec 2017 A	2017/12/14	2017/12/18
61593	J P Morgan SP BV – China Vanke R Bull CBBC Dec 2017 A	2017/12/14	2017/12/18
63338	BNP Paribas Issuance B.V. – Tencent R Bear CBBC Apr 2018 F	2017/12/14	2017/12/15
63348	BNP Paribas Issuance B.V. – HSCEI R Bear CBBC Mar 2018 J	2017/12/14	2017/12/15

List of expired CBBC, 2017 (continued)

Code	CBBC	Last trading date	Delisted date
63351	BNP Paribas Issuance B.V. – HSCEI R Bear CBBC Mar 2018 K	2017/12/14	2017/12/15
63644	Macquarie Bank Ltd. – Ping An R Bear CBBC Oct 2018 C	2017/12/14	2017/12/15
63362	BNP Paribas Issuance B.V. – HSCEI R Bear CBBC Mar 2018 L	2017/12/14	2017/12/15
63543	Credit Suisse AG – HSI R Bear CBBC Mar 2018 T	2017/12/14	2017/12/15
63364	HK Bank – HSI R Bear CBBC Apr 2018 B	2017/12/14	2017/12/15
63370	HK Bank – HSCEI R Bear CBBC Apr 2018 H	2017/12/14	2017/12/15
63372	Goldman Sachs SP (Asia) – HSI R Bear CBBC Mar 2018 L	2017/12/14	2017/12/15
62831	HK Bank – HSCEI R Bear CBBC Apr 2018 G	2017/12/14	2017/12/15
65670	J P Morgan SP BV – Tencent R Bull CBBC Dec 2017 O	2017/12/14	2017/12/18
68598	J P Morgan SP BV – Ping An R Bull CBBC Dec 2017 E	2017/12/14	2017/12/18
63575	Credit Suisse AG – HSCEI R Bear CBBC Apr 2018 G	2017/12/14	2017/12/15
68849	Haitong Int'l Sec – ABC R Bull CBBC Dec 2017 A	2017/12/14	2017/12/18
66056	Credit Suisse AG – Galaxy Ent R Bull CBBC Dec 2017 E	2017/12/14	2017/12/18
68749	J P Morgan SP BV – CKH R Bull CBBC Dec 2017 A	2017/12/14	2017/12/18
63053	J P Morgan SP BV – HSBC R Bull CBBC Dec 2017 D	2017/12/14	2017/12/18
65179	J P Morgan SP BV – Tencent R Bull CBBC Dec 2017 U	2017/12/14	2017/12/18
61737	Goldman Sachs SP (Asia) – HSCEI R Bear CBBC Jul 2018 A	2017/12/14	2017/12/15
62345	J P Morgan SP BV – Tencent R Bull CBBC Dec 2017 L	2017/12/14	2017/12/18
60964	J P Morgan SP BV – SHK Ppt R Bull CBBC Dec 2017 B	2017/12/14	2017/12/18
63544	Credit Suisse AG – HSI R Bear CBBC May 2018 F	2017/12/14	2017/12/15
60962	J P Morgan SP BV – PICC P&C R Bull CBBC Dec 2017 B	2017/12/14	2017/12/18
65556	J P Morgan SP BV – Sands China R Bull CBBC Dec 2017 C	2017/12/14	2017/12/18
61221	Goldman Sachs SP (Asia) – HSI R Bear CBBC Mar 2018 X	2017/12/14	2017/12/15
65490	J P Morgan SP BV – Galaxy Ent R Bull CBBC Dec 2017 G	2017/12/14	2017/12/18
61065	J P Morgan SP BV – HSI R Bear CBBC Apr 2018 X	2017/12/14	2017/12/15
63849	J P Morgan SP BV – BOCL R Bull CBBC Dec 2017 A	2017/12/14	2017/12/18
69258	J P Morgan SP BV – Tencent R Bull CBBC Dec 2017 A	2017/12/14	2017/12/18
67553	J P Morgan SP BV – HKEX R Bull CBBC Dec 2017 O	2017/12/14	2017/12/18
65534	J P Morgan SP BV – Tencent R Bull CBBC Dec 2017 V	2017/12/14	2017/12/18
65541	SG Issuer – HKEX R Bull CBBC Dec 2017 F	2017/12/14	2017/12/18
65679	SG Issuer – Tencent R Bull CBBC Dec 2017 F	2017/12/14	2017/12/18
61102	SG Issuer – HSI R Bear CBBC Mar 2018 H	2017/12/14	2017/12/15
62449	UBS AG – HSI R Bear CBBC May 2018 F	2017/12/14	2017/12/15
60323	J P Morgan SP BV – Tencent R Bull CBBC Dec 2017 Q	2017/12/14	2017/12/18
60959	Credit Suisse AG – HSI R Bear CBBC Apr 2018 N	2017/12/14	2017/12/15
63675	J P Morgan SP BV – HSI R Bear CBBC May 2018 O	2017/12/14	2017/12/15
63679	J P Morgan SP BV – HSI R Bear CBBC May 2018 P	2017/12/14	2017/12/15
63650	J P Morgan SP BV – HSI R Bear CBBC May 2018 N	2017/12/14	2017/12/15
60175	J P Morgan SP BV – China Life R Bull CBBC Dec 2017 C	2017/12/14	2017/12/18
63701	J P Morgan SP BV – HSI R Bear CBBC May 2018 Q	2017/12/14	2017/12/15
63643	Macquarie Bank Ltd. – Tencent R Bear CBBC Jul 2018 C	2017/12/14	2017/12/15
64344	Credit Suisse AG – HSBC R Bear CBBC Jan 2018 A	2017/12/14	2017/12/15
62152	Goldman Sachs SP (Asia) – HSI R Bear CBBC Apr 2018 X	2017/12/14	2017/12/15
63561	Credit Suisse AG – Tencent R Bear CBBC Jun 2018 J	2017/12/14	2017/12/15
68615	J P Morgan SP BV – Tencent R Bull CBBC Dec 2017 X	2017/12/14	2017/12/18
63654	J P Morgan SP BV – Sunny Optical R Bull CBBC Apr 2018 A	2017/12/14	2017/12/15
69186	HK Bank – Tencent R Bull CBBC Dec 2017 B	2017/12/14	2017/12/18
66514	SG Issuer – Tencent R Bull CBBC Dec 2017 G	2017/12/14	2017/12/18
68754	J P Morgan SP BV – Tencent R Bull CBBC Dec 2017 Z	2017/12/14	2017/12/18
68809	Credit Suisse AG – AIA R Bull CBBC Dec 2017 B	2017/12/14	2017/12/18
68172	J P Morgan SP BV – HKEX R Bull CBBC Dec 2017 G	2017/12/14	2017/12/18
64922	J P Morgan SP BV – AIA R Bull CBBC Dec 2017 B	2017/12/14	2017/12/18
68593	J P Morgan SP BV – HKEX R Bull CBBC Dec 2017 H	2017/12/14	2017/12/18
68833	Haitong Int'l Sec – SHK Ppt R Bull CBBC Dec 2017 B	2017/12/14	2017/12/18
63548	Credit Suisse AG – HSI R Bear CBBC Mar 2018 V	2017/12/14	2017/12/15
65921	J P Morgan SP BV – Tencent R Bull CBBC Dec 2017 M	2017/12/14	2017/12/18
66107	J P Morgan SP BV – Tencent R Bull CBBC Dec 2017 S	2017/12/14	2017/12/18
63545	Credit Suisse AG – HSI R Bear CBBC Mar 2018 U	2017/12/14	2017/12/15
67812	J P Morgan SP BV – HKEX R Bull CBBC Dec 2017 P	2017/12/14	2017/12/18
64780	Bank of East Asia – Tencent R Bull CBBC Dec 2017 E	2017/12/15	2017/12/19
68168	HK Bank – Lenovo R Bull CBBC Dec 2017 B	2017/12/15	2017/12/19
63805	Goldman Sachs SP (Asia) – HSI R Bear CBBC May 2018 F	2017/12/15	2017/12/18
67335	UBS AG – Tencent R Bull CBBC Dec 2017 M	2017/12/15	2017/12/19
64015	HK Bank – China Mobile R Bull CBBC Dec 2017 A	2017/12/15	2017/12/19
62979	Goldman Sachs SP (Asia) – HKEX R Bull CBBC Oct 2018 O	2017/12/15	2017/12/18
64039	J P Morgan SP BV – Tencent R Bear CBBC Mar 2018 B	2017/12/15	2017/12/18
60126	UBS AG – HSBC R Bull CBBC Dec 2017 F	2017/12/15	2017/12/19
63936	Credit Suisse AG – HSI R Bear CBBC Mar 2018 Y	2017/12/15	2017/12/18
63952	Credit Suisse AG – HSI R Bear CBBC Mar 2018 A	2017/12/15	2017/12/18
63964	Credit Suisse AG – HSI R Bear CBBC May 2018 B	2017/12/15	2017/12/18
64003	Credit Suisse AG – Tencent R Bull CBBC Jul 2018 E	2017/12/15	2017/12/18
64054	SG Issuer – HKEX R Bull CBBC Jun 2018 O	2017/12/15	2017/12/18
64024	Goldman Sachs SP (Asia) – Ping An R Bull CBBC Oct 2018 M	2017/12/15	2017/12/18
63787	Bank of East Asia – Ping An R Bull CBBC Aug 2018 R	2017/12/15	2017/12/18
61183	HK Bank – Ping An R Bull CBBC Dec 2017 A	2017/12/15	2017/12/19
64037	J P Morgan SP BV – HSI R Bear CBBC May 2018 R	2017/12/15	2017/12/18
64014	Goldman Sachs SP (Asia) – Tencent R Bull CBBC Sep 2018 K	2017/12/15	2017/12/18
64046	J P Morgan SP BV – Tencent R Bull CBBC Mar 2018 U	2017/12/15	2017/12/18
64048	J P Morgan SP BV – HSI R Bear CBBC Jun 2018 A	2017/12/15	2017/12/18
64061	SG Issuer – Ping An R Bull CBBC Aug 2018 J	2017/12/15	2017/12/18
64068	SG Issuer – Tencent R Bull CBBC Jul 2018 S	2017/12/15	2017/12/18
61438	HK Bank – CRRC R Bull CBBC Dec 2017 A	2017/12/15	2017/12/19
61442	HK Bank – CITIC Sec R Bull CBBC Dec 2017 A	2017/12/15	2017/12/19
62411	Credit Suisse AG – CSOP A50 ETF R Bull CBBC Apr 2018 I	2017/12/15	2017/12/18
62061	Credit Suisse AG – Ping An R Bull CBBC Jun 2018 F	2017/12/15	2017/12/18
63440	SG Issuer – China Mobile R Bull CBBC Dec 2018 F	2017/12/15	2017/12/18
64033	BNP Paribas Issuance B.V. – Tencent R Bull CBBC Sep 2018 I	2017/12/15	2017/12/18

List of expired CBBC, 2017 (continued)

Code	CBBC	Last trading date	Delisted date
63763	HK Bank – HSI R Bear CBBC Apr 2018 K	2017/12/15	2017/12/18
63744	Goldman Sachs SP (Asia) – China Life R Bull CBBC May 2018 H	2017/12/15	2017/12/18
65473	Credit Suisse AG – Galaxy Ent R Bear CBBC Jul 2018 A	2017/12/15	2017/12/18
63746	Goldman Sachs SP (Asia) – Tencent R Bear CBBC Apr 2018 L	2017/12/15	2017/12/18
63750	Goldman Sachs SP (Asia) – HSI R Bear CBBC Mar 2018 O	2017/12/15	2017/12/18
63755	HK Bank – Sunny Optical R Bull CBBC Sep 2018 B	2017/12/15	2017/12/18
63760	HK Bank – AAC Tech R Bull CBBC Oct 2018 B	2017/12/15	2017/12/18
63929	Credit Suisse AG – HSI R Bear CBBC Mar 2018 W	2017/12/15	2017/12/18
63765	HK Bank – HKEX R Bull CBBC Oct 2018 K	2017/12/15	2017/12/18
63801	Bank of East Asia – Sunny Optical R Bull CBBC Oct 2018 B	2017/12/15	2017/12/18
63857	UBS AG – HSI R Bear CBBC Jun 2018 B	2017/12/15	2017/12/18
63911	HK Bank – Ping An R Bull CBBC Nov 2018 B	2017/12/15	2017/12/18
63807	Goldman Sachs SP (Asia) – HSI R Bear CBBC May 2018 G	2017/12/15	2017/12/18
63864	UBS AG – HSI R Bear CBBC Jun 2018 C	2017/12/15	2017/12/18
63860	UBS AG – HSI R Bear CBBC May 2018 O	2017/12/15	2017/12/18
63886	UBS AG – Tencent R Bull CBBC Apr 2018 T	2017/12/15	2017/12/18
63924	HK Bank – Tencent R Bull CBBC Oct 2018 L	2017/12/15	2017/12/18
63852	UBS AG – HSI R Bear CBBC May 2018 N	2017/12/15	2017/12/18
63926	Credit Suisse AG – HSI R Bear CBBC May 2018 G	2017/12/15	2017/12/18
63809	SG Issuer – HSI R Bear CBBC Jul 2018 Z	2017/12/15	2017/12/18
64979	SG Issuer – Ping An R Bull CBBC Nov 2018 G	2017/12/18	2017/12/19
64453	J P Morgan SP BV – Sunny Optical R Bull CBBC Apr 2018 B	2017/12/18	2017/12/19
64725	J P Morgan SP BV – HSI R Bear CBBC Jun 2018 B	2017/12/18	2017/12/19
65401	SG Issuer – Tencent R Bull CBBC Jun 2018 T	2017/12/18	2017/12/19
64461	J P Morgan SP BV – HSI R Bull CBBC Sep 2019 L	2017/12/18	2017/12/19
64865	SG Issuer – Ping An R Bull CBBC Jun 2018 F	2017/12/18	2017/12/19
64376	J P Morgan SP BV – Ping An R Bull CBBC Apr 2018 P	2017/12/18	2017/12/19
64335	J P Morgan SP BV – Tencent R Bear CBBC Apr 2018 E	2017/12/18	2017/12/19
64364	J P Morgan SP BV – Tencent R Bull CBBC Apr 2018 T	2017/12/18	2017/12/19
64354	J P Morgan SP BV – Tencent R Bull CBBC Apr 2018 S	2017/12/18	2017/12/19
64306	Credit Suisse AG – Ping An R Bull CBBC Jun 2018 K	2017/12/18	2017/12/19
64318	Goldman Sachs SP (Asia) – HSI R Bull CBBC Oct 2019 F	2017/12/18	2017/12/19
64313	Credit Suisse AG – Tencent R Bull CBBC Jul 2018 C	2017/12/18	2017/12/19
64303	Credit Suisse AG – Ping An R Bull CBBC Jun 2018 J	2017/12/18	2017/12/19
64311	Credit Suisse AG – Tencent R Bull CBBC Jul 2018 F	2017/12/18	2017/12/19
67848	Goldman Sachs SP (Asia) – CSOP A50 ETF R Bull CBBC Apr 2018B	2017/12/18	2017/12/19
66119	Goldman Sachs SP (Asia) – Tencent R Bull CBBC Mar 2018 V	2017/12/18	2017/12/19
63172	Credit Suisse AG – Sunny Optical R Bull CBBC Feb 2018 B	2017/12/18	2017/12/19
64978	J P Morgan SP BV – HSI R Bear CBBC Mar 2018 N	2017/12/18	2017/12/19
63099	J P Morgan SP BV – Sunny Optical R Bull CBBC Jan 2018 A	2017/12/18	2017/12/19
64141	Bank of East Asia – HKEX R Bull CBBC Oct 2018 D	2017/12/18	2017/12/19
63118	J P Morgan SP BV – CSOP A50 ETF R Bull CBBC Mar 2018 B	2017/12/18	2017/12/19
64281	Credit Suisse AG – HSI R Bull CBBC Nov 2018 Z	2017/12/18	2017/12/19
66625	Goldman Sachs SP (Asia) – Ping An R Bull CBBC Oct 2018 O	2017/12/18	2017/12/19
66655	Goldman Sachs SP (Asia) – HKEX R Bull CBBC Jun 2018 V	2017/12/18	2017/12/19
66231	Goldman Sachs SP (Asia) – Tencent R Bull CBBC Mar 2018 X	2017/12/18	2017/12/19
65431	SG Issuer – Tencent R Bull CBBC Aug 2018 S	2017/12/18	2017/12/19
66116	Goldman Sachs SP (Asia) – Tencent R Bull CBBC Mar 2018 T	2017/12/18	2017/12/19
66055	Goldman Sachs SP (Asia) – Tencent R Bull CBBC Mar 2018 Q	2017/12/18	2017/12/19
62874	HK Bank – HKEX R Bear CBBC Jul 2018 I	2017/12/18	2017/12/19
65887	SG Issuer – HSI R Bull CBBC Dec 2019 J	2017/12/18	2017/12/19
65708	SG Issuer – HSI R Bull CBBC Nov 2019 J	2017/12/18	2017/12/19
65591	SG Issuer – HSI R Bear CBBC Aug 2018 E	2017/12/18	2017/12/19
65584	SG Issuer – HSI R Bear CBBC Apr 2018 L	2017/12/18	2017/12/19
66575	Goldman Sachs SP (Asia) – Ping An R Bull CBBC Oct 2018 N	2017/12/18	2017/12/19
64081	SG Issuer – Ping An R Bull CBBC Nov 2018 F	2017/12/18	2017/12/19
64155	Bank of East Asia – Tencent R Bull CBBC Oct 2018 K	2017/12/18	2017/12/19
64133	Macquarie Bank Ltd. – Tencent R Bull CBBC Jul 2018 B	2017/12/18	2017/12/19
64120	HK Bank – AAC Tech R Bull CBBC Nov 2018 A	2017/12/18	2017/12/19
64119	HK Bank – CPIC R Bull CBBC Sep 2018 C	2017/12/18	2017/12/19
64109	HK Bank – HSI R Bear CBBC Apr 2018 N	2017/12/18	2017/12/19
64108	HK Bank – Geely Auto R Bull CBBC Sep 2018 K	2017/12/18	2017/12/19
64100	HK Bank – HKEX R Bull CBBC Oct 2018 L	2017/12/18	2017/12/19
64140	Bank of East Asia – Tencent R Bull CBBC Oct 2018 J	2017/12/18	2017/12/19
64082	SG Issuer – Sunny Optical R Bull CBBC Dec 2018 D	2017/12/18	2017/12/19
67638	Credit Suisse AG – CSOP A50 ETF R Bull CBBC Apr 2018 H	2017/12/18	2017/12/19
64078	Goldman Sachs SP (Asia) – HSI R Bear CBBC May 2018 I	2017/12/18	2017/12/19
64070	Goldman Sachs SP (Asia) – HSI R Bear CBBC May 2018 H	2017/12/18	2017/12/19
60213	SG Issuer – CSOP A50 ETF R Bull CBBC Sep 2018 A	2017/12/18	2017/12/19
64053	SG Issuer – Geely Auto R Bull CBBC Dec 2018 C	2017/12/18	2017/12/19
63155	Credit Suisse AG – HKEX R Bear CBBC Mar 2018 M	2017/12/18	2017/12/19
67518	BNP Paribas Issuance B.V. – CSOP A50 ETF R Bull CBBC Jun18 E	2017/12/18	2017/12/19
63767	HK Bank – SUNAC R Bull CBBC Oct 2018 E	2017/12/18	2017/12/19
64084	SG Issuer – Tencent R Bull CBBC Aug 2018 R	2017/12/18	2017/12/19
64191	HK Bank – Tencent R Bull CBBC Nov 2018 J	2017/12/18	2017/12/19
64263	Credit Suisse AG – HSBC R Bull CBBC Jun 2018 E	2017/12/18	2017/12/19
64256	Credit Suisse AG – HSI R Bear CBBC May 2018 I	2017/12/18	2017/12/19
64254	Credit Suisse AG – HSI R Bear CBBC May 2018 H	2017/12/18	2017/12/19
64252	UBS AG – Tencent R Bull CBBC Apr 2018 W	2017/12/18	2017/12/19
64249	UBS AG – Tencent R Bull CBBC May 2018 G	2017/12/18	2017/12/19
64248	UBS AG – Tencent R Bull CBBC Apr 2018 V	2017/12/18	2017/12/19
64235	UBS AG – HSI R Bull CBBC Sep 2019 H	2017/12/18	2017/12/19
64136	Macquarie Bank Ltd. – Tencent R Bull CBBC Jul 2018 C	2017/12/18	2017/12/19
64209	UBS AG – Ping An R Bull CBBC Jun 2018 B	2017/12/18	2017/12/19
64268	Credit Suisse AG – Sunny Optical R Bull CBBC Apr 2018 C	2017/12/18	2017/12/19
64187	HK Bank – Ping An R Bull CBBC Nov 2018 C	2017/12/18	2017/12/19
64175	BNP Paribas Issuance B.V. – HSI R Bull CBBC Sep 2019 R	2017/12/18	2017/12/19

List of expired CBBC, 2017 (continued)

Code	CBBC	Last trading date	Delisted date
64171	BNP Paribas Issuance B.V. – Tencent R Bull CBBC Sep 2018 J	2017/12/18	2017/12/19
64164	BNP Paribas Issuance B.V. – Tencent R Bull CBBC Sep 2018 H	2017/12/18	2017/12/19
64159	Bank of East Asia – Ping An R Bull CBBC Aug 2018 U	2017/12/18	2017/12/19
64156	Bank of East Asia – Tencent R Bull CBBC Oct 2018 L	2017/12/18	2017/12/19
64154	Bank of East Asia – Ping An R Bull CBBC Aug 2018 T	2017/12/18	2017/12/19
64220	UBS AG – HSI R Bear CBBC Jun 2018 D	2017/12/18	2017/12/19
62421	UBS AG – CSOP A50 ETF R Bull CBBC Apr 2018 C	2017/12/18	2017/12/19
64074	J P Morgan SP BV – Sunny Optical R Bull CBBC Mar 2018 A	2017/12/18	2017/12/19
63941	Haitong Int'l Sec – Sunny Optical R Bull CBBC Mar 2018 A	2017/12/18	2017/12/19
63820	HK Bank – Sunny Optical R Bull CBBC Jul 2018 A	2017/12/18	2017/12/19
67661	J P Morgan SP BV – HSI R Bear CBBC Apr 2018 R	2017/12/18	2017/12/19
68820	J P Morgan SP BV – HSI R Bear CBBC Mar 2018 A	2017/12/18	2017/12/19
67039	HK Bank – CUni R Bull CBBC Jul 2018 B	2017/12/18	2017/12/19
66142	SG Issuer – Sunny Optical R Bull CBBC Nov 2018 A	2017/12/18	2017/12/19
61806	HK Bank – CSOP A50 ETF R Bull CBBC Nov 2018 A	2017/12/18	2017/12/19
68470	J P Morgan SP BV – HSI R Bear CBBC Apr 2018 T	2017/12/18	2017/12/19
67650	J P Morgan SP BV – HSI R Bear CBBC Mar 2018 T	2017/12/18	2017/12/19
67652	J P Morgan SP BV – HSI R Bear CBBC Apr 2018 O	2017/12/18	2017/12/19
65497	HK Bank – AAC Tech R Bull CBBC Aug 2018 E	2017/12/18	2017/12/19
67640	J P Morgan SP BV – HSI R Bear CBBC Mar 2018 R	2017/12/18	2017/12/19
68077	J P Morgan SP BV – Tencent R Bull CBBC Apr 2018 V	2017/12/19	2017/12/20
62590	Goldman Sachs SP (Asia) – HKEX R Bear CBBC Oct 2018 C	2017/12/19	2017/12/20
66943	Goldman Sachs SP (Asia) – HSI R Bear CBBC May 2018 J	2017/12/19	2017/12/20
62914	SG Issuer – SUNAC R Bull CBBC Dec 2018 A	2017/12/19	2017/12/20
63810	SG Issuer – HSI R Bear CBBC Aug 2018 C	2017/12/19	2017/12/20
67986	Goldman Sachs SP (Asia) – Ping An R Bull CBBC Oct 2018 Q	2017/12/19	2017/12/20
62780	Credit Suisse AG – AAC Tech R Bull CBBC Dec 2017 A	2017/12/19	2017/12/21
65782	Bank of East Asia – Tencent R Bull CBBC Dec 2017 F	2017/12/19	2017/12/21
63385	HK Bank – AIA R Bear CBBC Sep 2018 A	2017/12/19	2017/12/20
63309	Haitong Int'l Sec – SHK Ppt R Bull CBBC Dec 2017 A	2017/12/19	2017/12/21
66967	Goldman Sachs SP (Asia) – Tencent R Bull CBBC Mar 2018 S	2017/12/19	2017/12/20
66970	Goldman Sachs SP (Asia) – Ping An R Bull CBBC Oct 2018 P	2017/12/19	2017/12/20
67071	SG Issuer – Ping An R Bull CBBC Nov 2018 H	2017/12/19	2017/12/20
68548	SG Issuer – Tencent R Bull CBBC Dec 2017 I	2017/12/19	2017/12/21
67109	SG Issuer – Tencent R Bull CBBC Aug 2018 T	2017/12/19	2017/12/20
65710	Credit Suisse AG – Tencent R Bull CBBC Dec 2017 E	2017/12/19	2017/12/21
67200	BNP Paribas Issuance B.V. – HSI R Bear CBBC May 2018 G	2017/12/19	2017/12/20
67204	BNP Paribas Issuance B.V. – HSI R Bear CBBC May 2018 H	2017/12/19	2017/12/20
67219	HK Bank – China Life R Bull CBBC Aug 2018 F	2017/12/19	2017/12/20
64351	J P Morgan SP BV – Tencent R Bear CBBC Apr 2018 F	2017/12/19	2017/12/20
68134	J P Morgan SP BV – Tencent R Bear CBBC Apr 2018 G	2017/12/19	2017/12/20
67268	HK Bank – Tencent R Bull CBBC Jul 2018 T	2017/12/19	2017/12/20
67981	Goldman Sachs SP (Asia) – Tencent R Bear CBBC Mar 2018 D	2017/12/19	2017/12/20
64275	Credit Suisse AG – HSI R Bear CBBC Mar 2018 Z	2017/12/19	2017/12/20
67324	UBS AG – HSI R Bear CBBC Apr 2018 X	2017/12/19	2017/12/20
67603	UBS AG – HSI R Bear CBBC Apr 2018 Y	2017/12/19	2017/12/20
64210	UBS AG – Tencent R Bear CBBC Jun 2018 E	2017/12/19	2017/12/20
67669	Credit Suisse AG – Ping An R Bull CBBC Jun 2018 L	2017/12/19	2017/12/20
67730	Credit Suisse AG – HSI R Bear CBBC Mar 2018 B	2017/12/19	2017/12/20
67863	Goldman Sachs SP (Asia) – HSI R Bear CBBC May 2018 K	2017/12/19	2017/12/20
65788	Bank of East Asia – China Shenhua R Bull CBBC Dec 2017 A	2017/12/19	2017/12/21
67869	SG Issuer – HSI R Bear CBBC Aug 2018 F	2017/12/19	2017/12/20
68839	SG Issuer – HSI R Bear CBBC Mar 2018 C	2017/12/20	2017/12/21
68826	Goldman Sachs SP (Asia) – HSI R Bull CBBC Oct 2019 H	2017/12/20	2017/12/21
68894	SG Issuer – BOCL R Bull CBBC Dec 2018 A	2017/12/20	2017/12/21
68887	SG Issuer – HSI R Bull CBBC Dec 2019 M	2017/12/20	2017/12/21
68966	SG Issuer – China Life R Bull CBBC Aug 2018 C	2017/12/20	2017/12/21
68992	SG Issuer – HSBC R Bull CBBC Sep 2018 P	2017/12/20	2017/12/21
69001	Goldman Sachs SP (Asia) – Tencent R Bear CBBC Mar 2018 I	2017/12/20	2017/12/21
69032	Goldman Sachs SP (Asia) – HSBC R Bull CBBC Sep 2018 S	2017/12/20	2017/12/21
69035	Goldman Sachs SP (Asia) – HSBC R Bull CBBC Sep 2018 T	2017/12/20	2017/12/21
69065	Goldman Sachs SP (Asia) – CSOP A50 ETF R Bull CBBC Jun 2018 A	2017/12/20	2017/12/21
68814	Credit Suisse AG – BOCL R Bull CBBC Sep 2018 J	2017/12/20	2017/12/21
69077	J P Morgan SP BV – HSI R Bear CBBC May 2018 T	2017/12/20	2017/12/21
68469	SG Issuer – HSI R Bear CBBC Apr 2018 M	2017/12/20	2017/12/21
69076	J P Morgan SP BV – HSI R Bear CBBC May 2018 S	2017/12/20	2017/12/21
68440	BNP Paribas Issuance B.V. – HSI R Bear CBBC May 2018 J	2017/12/20	2017/12/21
68699	Haitong Int'l Sec – Meitu R Bull CBBC Aug 2018 B	2017/12/20	2017/12/21
68813	HK Bank – Meitu R Bull CBBC Jul 2018 A	2017/12/20	2017/12/21
68798	Credit Suisse AG – HSBC R Bull CBBC Dec 2017 H	2017/12/20	2017/12/22
68146	SG Issuer – Tencent R Bear CBBC Sep 2018 C	2017/12/20	2017/12/21
68215	BNP Paribas Issuance B.V. – Tencent R Bear CBBC Apr 2018 R	2017/12/20	2017/12/21
68235	HK Bank – Sunny Optical R Bull CBBC Jul 2018 G	2017/12/20	2017/12/21
68249	Macquarie Bank Ltd. – Tencent R Bear CBBC Jul 2018 E	2017/12/20	2017/12/21
68320	SG Issuer – CUni R Bull CBBC Dec 2018 A	2017/12/20	2017/12/21
68383	Goldman Sachs SP (Asia) – HSI R Bear CBBC Apr 2018 Y	2017/12/20	2017/12/21
67380	SG Issuer – Galaxy R Bear CBBC Jul 2018 A	2017/12/20	2017/12/21
67185	Credit Suisse AG – Galaxy Ent R Bear CBBC Mar 2018 C	2017/12/20	2017/12/21
68399	Goldman Sachs SP (Asia) – HSI R Bear CBBC May 2018 L	2017/12/20	2017/12/21
68540	UBS AG – HSBC R Bull CBBC Jul 2018 H	2017/12/20	2017/12/21
68436	BNP Paribas Issuance B.V. – HSI R Bear CBBC May 2018 I	2017/12/20	2017/12/21
68777	Credit Suisse AG – HSBC R Bull CBBC Jun 2018 H	2017/12/20	2017/12/21
68481	UBS AG – HSI R Bear CBBC Apr 2018 P	2017/12/20	2017/12/21
68551	UBS AG – HSI R Bear CBBC Apr 2018 U	2017/12/20	2017/12/21
68554	UBS AG – HSI R Bear CBBC Apr 2018 V	2017/12/20	2017/12/21
68565	UBS AG – HSI R Bull CBBC Aug 2019 L	2017/12/20	2017/12/21
68628	HK Bank – HSI R Bull CBBC Aug 2018 D	2017/12/20	2017/12/21

List of expired CBBC, 2017 (continued)

Code	CBBC	Last trading date	Delisted date
68676	BNP Paribas Issuance B.V. – HSI R Bull CBBC Sep 2019 T	2017/12/20	2017/12/21
68688	Credit Suisse AG – HSI R Bear CBBC Mar 2018 C	2017/12/20	2017/12/21
68697	Credit Suisse AG – HSI R Bear CBBC May 2018 O	2017/12/20	2017/12/21
68740	Credit Suisse AG – HSI R Bear CBBC Mar 2018 D	2017/12/20	2017/12/21
68752	Credit Suisse AG – HSI R Bear CBBC May 2018 J	2017/12/20	2017/12/21
68763	Credit Suisse AG – HSI R Bull CBBC Dec 2018 R	2017/12/20	2017/12/21
63500	SG Issuer – SUNAC R Bull CBBC Dec 2018 B	2017/12/20	2017/12/21
68417	Goldman Sachs SP (Asia) – HSI R Bear CBBC May 2018 M	2017/12/20	2017/12/21
60670	UBS AG – HSBC R Bear CBBC Dec 2017 A	2017/12/20	2017/12/22
62691	HK Bank – SUNAC R Bull CBBC Nov 2018 A	2017/12/20	2017/12/21
68455	SG Issuer – HSI R Bull CBBC Mar 2018 U	2017/12/21	2017/12/22
60643	SG Issuer – CUni R Bull CBBC Dec 2017 A	2017/12/21	2017/12/22
65195	HK Bank – AIA R Bull CBBC Dec 2017 A	2017/12/21	2017/12/27
60644	SG Issuer – Geely Auto R Bull CBBC Jul 2018 B	2017/12/21	2017/12/22
62682	SG Issuer – HSI R Bull CBBC Apr 2018 W	2017/12/21	2017/12/22
68451	SG Issuer – HSI R Bull CBBC Mar 2018 R	2017/12/21	2017/12/22
61656	HK Bank – CLP Holdings R Bull CBBC Dec 2017 A	2017/12/21	2017/12/27
69425	SG Issuer – HSI R Bull CBBC Mar 2018 T	2017/12/21	2017/12/22
60003	Credit Suisse AG – HSI R Bear CBBC Apr 2018 K	2017/12/21	2017/12/22
64000	Haitong Int'l Sec – BOC HK R Bull CBBC Dec 2017 A	2017/12/21	2017/12/27
69418	SG Issuer – HSI R Bull CBBC Mar 2018 G	2017/12/21	2017/12/22
63754	Macquarie Bank Ltd. – HSI R Bear CBBC Jul 2018 J	2017/12/21	2017/12/22
60051	UBS AG – HSI R Bear CBBC Mar 2018 B	2017/12/21	2017/12/22
66022	HK Bank – HKEX R Bull CBBC Dec 2017 C	2017/12/21	2017/12/27
61425	SG Issuer – HSI R Bull CBBC Apr 2018 P	2017/12/21	2017/12/22
61559	SG Issuer – Geely Auto R Bull CBBC Mar 2018 A	2017/12/21	2017/12/22
61362	SG Issuer – HSI R Bull CBBC Apr 2018 N	2017/12/21	2017/12/22
65274	SG Issuer – HKEX R Bear CBBC Jul 2018 C	2017/12/21	2017/12/22
66346	Bank of East Asia – Galaxy Ent R Bull CBBC Dec 2017 F	2017/12/21	2017/12/27
61860	SG Issuer – Geely Auto R Bull CBBC Apr 2018 B	2017/12/21	2017/12/22
69408	J P Morgan SP BV – HSI R Bull CBBC Dec 2017 O	2017/12/21	2017/12/22
66351	Bank of East Asia – HKEX R Bull CBBC Dec 2017 D	2017/12/21	2017/12/27
68761	SG Issuer – HSI R Bull CBBC Mar 2018 Y	2017/12/21	2017/12/22
68610	HK Bank – ICBC R Bull CBBC Sep 2018 E	2017/12/21	2017/12/22
61363	SG Issuer – HSI R Bull CBBC Apr 2018 O	2017/12/21	2017/12/22
60148	J P Morgan SP BV – HSI R Bear CBBC Mar 2018 D	2017/12/21	2017/12/22
61768	SG Issuer – Geely Auto R Bull CBBC Apr 2018 A	2017/12/21	2017/12/22
60602	SG Issuer – HSI R Bull CBBC Apr 2018 I	2017/12/21	2017/12/22
66352	Bank of East Asia – Ping An R Bull CBBC Dec 2017 E	2017/12/21	2017/12/27
61071	J P Morgan SP BV – HSI R Bear CBBC Apr 2018 Y	2017/12/21	2017/12/22
69622	SG Issuer – HSI R Bear CBBC Apr 2018 N	2017/12/21	2017/12/22
65201	HK Bank – Sands China R Bull CBBC Dec 2017 A	2017/12/21	2017/12/27
66246	HK Bank – SHK Ppt R Bull CBBC Dec 2017 C	2017/12/21	2017/12/27
60630	BNP Paribas Issuance B.V. – Ping An R Bear CBBC Mar 2018 C	2017/12/21	2017/12/22
60765	BNP Paribas Issuance B.V. – HSI R Bear CBBC Apr 2018 C	2017/12/21	2017/12/22
60500	HK Bank – COVS R Bull CBBC Dec 2017 A	2017/12/21	2017/12/27
69985	Goldman Sachs SP (Asia) – HSI R Bear CBBC Mar 2018 S	2017/12/21	2017/12/22
67315	HK Bank – AIA R Bull CBBC Dec 2017 B	2017/12/21	2017/12/27
67531	SG Issuer – HSI R Bull CBBC Mar 2018 H	2017/12/21	2017/12/22
67532	SG Issuer – HSI R Bull CBBC Mar 2018 M	2017/12/21	2017/12/22
60178	SG Issuer – HSI R Bull CBBC Apr 2018 D	2017/12/21	2017/12/22
68219	HK Bank – Tencent R Bear CBBC Oct 2018 D	2017/12/21	2017/12/22
64740	HK Bank – HKEX R Bull CBBC Dec 2017 A	2017/12/21	2017/12/27
60655	J P Morgan SP BV – HSCEI R Bull CBBC Dec 2017 A	2017/12/21	2017/12/22
65076	Bank of East Asia – Sands China R Bull CBBC Dec 2017 A	2017/12/21	2017/12/27
68876	SG Issuer – HSI R Bull CBBC Mar 2018 A	2017/12/21	2017/12/22
64280	SG Issuer – HSBC R Bull CBBC Jun 2018 B	2017/12/21	2017/12/22
67806	SG Issuer – HSI R Bull CBBC Mar 2018 L	2017/12/21	2017/12/22
67028	HK Bank – China Life R Bull CBBC Dec 2017 A	2017/12/21	2017/12/27
69580	SG Issuer – Tencent R Bull CBBC Mar 2018 D	2017/12/21	2017/12/22
67797	SG Issuer – HSI R Bull CBBC Mar 2018 N	2017/12/21	2017/12/22
69033	SG Issuer – HSI R Bull CBBC Mar 2018 V	2017/12/21	2017/12/22
62146	UBS AG – Petrochina R Bull CBBC Dec 2017 D	2017/12/21	2017/12/27
67524	SG Issuer – HSI R Bull CBBC Mar 2018 F	2017/12/21	2017/12/22
66959	HK Bank – Sinopec Corp R Bull CBBC Dec 2017 A	2017/12/21	2017/12/27
60501	HK Bank – China Vanke R Bull CBBC Dec 2017 A	2017/12/21	2017/12/27
60337	J P Morgan SP BV – HSI R Bull CBBC Dec 2017 B	2017/12/21	2017/12/22
61982	SG Issuer – Tencent R Bull CBBC Dec 2017 K	2017/12/21	2017/12/27
60944	Credit Suisse AG – Ping An R Bear CBBC May 2018 G	2017/12/21	2017/12/22
67803	SG Issuer – HSI R Bull CBBC Mar 2018 I	2017/12/21	2017/12/22
66526	HK Bank – China Shenhua R Bull CBBC Dec 2017 A	2017/12/21	2017/12/27
69040	SG Issuer – HSI R Bull CBBC Mar 2018 W	2017/12/21	2017/12/22
60466	J P Morgan SP BV – HSI R Bull CBBC Dec 2017 W	2017/12/21	2017/12/22
69992	HK Bank – AIA R Bull CBBC Dec 2017 C	2017/12/21	2017/12/27
65463	SG Issuer – Galaxy R Bull CBBC Dec 2017 A	2017/12/21	2017/12/22
61794	HK Bank – HSI R Bear CBBC Apr 2018 E	2017/12/21	2017/12/22
66350	Bank of East Asia – Tencent R Bull CBBC Dec 2017 G	2017/12/21	2017/12/27
66977	HK Bank – CNOOC R Bull CBBC Dec 2017 A	2017/12/21	2017/12/27
69238	SG Issuer – Tencent R Bull CBBC Jul 2018 T	2017/12/21	2017/12/22
62699	HK Bank – SHK Ppt R Bull CBBC Dec 2017 B	2017/12/21	2017/12/27
69850	SG Issuer – HSI R Bull CBBC Apr 2018 B	2017/12/21	2017/12/22
69462	UBS AG – HSI R Bear CBBC May 2018 P	2017/12/21	2017/12/22
69362	UBS AG – HSI R Bull CBBC Apr 2019 Q	2017/12/21	2017/12/22
69272	Bank of East Asia – Sunny Optical R Bull CBBC Dec 2018 A	2017/12/21	2017/12/22
69252	Bank of East Asia – Ping An R Bear CBBC Dec 2018 A	2017/12/21	2017/12/22
68889	SG Issuer – HSI R Bull CBBC Mar 2018 E	2017/12/21	2017/12/22
66776	SG Issuer – Galaxy R Bull CBBC Mar 2018 A	2017/12/21	2017/12/22

List of expired CBBC, 2017 (continued)

Code	CBBC	Last trading date	Delisted date
69501	Goldman Sachs SP (Asia) – HSI R Bear CBBC May 2018 N	2017/12/21	2017/12/22
66437	Bank of East Asia – Great Wall Motor R Bull CBBC Dec 2017 A	2017/12/21	2017/12/27
63397	SG Issuer – HSI R Bull CBBC Apr 2018 F	2017/12/21	2017/12/22
69106	BNP Paribas Issuance B.V. – HSI R Bear CBBC May 2018 K	2017/12/21	2017/12/22
69603	SG Issuer – HSI R Bull CBBC Mar 2018 C	2017/12/21	2017/12/22
68811	Credit Suisse AG – ICBC R Bull CBBC Sep 2018 T	2017/12/21	2017/12/22
69601	SG Issuer – HSI R Bull CBBC Mar 2018 X	2017/12/21	2017/12/22
62806	Bank Vontobel – HSI R Bear CBBC Apr 2018 C	2017/12/21	2017/12/22
66936	HK Bank – HKEX R Bull CBBC Dec 2017 D	2017/12/21	2017/12/27
68024	SG Issuer – HSI R Bull CBBC Mar 2018 D	2017/12/21	2017/12/22
69611	J P Morgan SP BV – HSI R Bull CBBC Sep 2019 B	2017/12/21	2017/12/22
69623	SG Issuer – HSI R Bear CBBC Jul 2018 T	2017/12/21	2017/12/22
66645	SG Issuer – COVS R Bull CBBC Dec 2017 A	2017/12/21	2017/12/22
69607	Credit Suisse AG – HSI R Bear CBBC Mar 2018 X	2017/12/21	2017/12/22
63802	SG Issuer – HSI R Bull CBBC May 2018 D	2017/12/21	2017/12/22
69584	Credit Suisse AG – HSI R Bear CBBC May 2018 K	2017/12/21	2017/12/22
69479	UBS AG – HSI R Bear CBBC May 2018 Q	2017/12/21	2017/12/22
68031	SG Issuer – HSI R Bull CBBC Mar 2018 J	2017/12/21	2017/12/22
69637	J P Morgan SP BV – HSI R Bear CBBC May 2018 U	2017/12/21	2017/12/22
61725	Goldman Sachs SP (Asia) – HSI R Bear CBBC Apr 2018 V	2017/12/21	2017/12/22
69505	Goldman Sachs SP (Asia) – HSI R Bear CBBC May 2018 O	2017/12/21	2017/12/22
67092	J P Morgan SP BV – HSI R Bull CBBC Dec 2017 E	2017/12/21	2017/12/22
68608	Bank of East Asia – Ping An R Bull CBBC Dec 2017 A	2017/12/21	2017/12/27
69747	J P Morgan SP BV – HSI R Bull CBBC Dec 2017 H	2017/12/21	2017/12/22
65953	HK Bank – Tencent R Bull CBBC Dec 2017 E	2017/12/21	2017/12/27
65358	SG Issuer – Tencent R Bull CBBC Jun 2018 D	2017/12/21	2017/12/22
69538	Credit Suisse AG – HSI R Bull CBBC Nov 2018 D	2017/12/21	2017/12/22
61541	Credit Suisse AG – HSI R Bear CBBC Mar 2018 N	2017/12/21	2017/12/22
62512	HK Bank – CLP Holdings R Bull CBBC Dec 2017 B	2017/12/21	2017/12/27
62486	HK Bank – PNOO Assets R Bull CBBC Dec 2017 A	2017/12/21	2017/12/27
62605	SG Issuer – CNOOC R Bull CBBC Mar 2018 A	2017/12/21	2017/12/22
61571	SG Issuer – HSI R Bull CBBC Apr 2018 Q	2017/12/21	2017/12/22
68295	SG Issuer – HSI R Bull CBBC Mar 2018 Q	2017/12/21	2017/12/22
66255	HK Bank – Geely Auto R Bull CBBC Dec 2017 A	2017/12/21	2017/12/27
62624	HK Bank – CUni R Bull CBBC Dec 2017 B	2017/12/21	2017/12/27
67144	SG Issuer – Tencent R Bull CBBC Nov 2018 H	2017/12/21	2017/12/22
68995	SG Issuer – ICBC R Bull CBBC Sep 2018 F	2017/12/21	2017/12/22
67240	HK Bank – HS H-SH ETF R Bull CBBC Dec 2017 A	2017/12/21	2017/12/27
68998	Goldman Sachs SP (Asia) – Tencent R Bull CBBC Mar 2018 O	2017/12/21	2017/12/22
65922	SG Issuer – HSBC R Bull CBBC Jun 2018 A	2017/12/21	2017/12/22
68768	SG Issuer – HSI R Bull CBBC Mar 2018 Z	2017/12/21	2017/12/22
66252	HK Bank – China Mobile R Bull CBBC Dec 2017 B	2017/12/21	2017/12/27
66950	HK Bank – CUni R Bull CBBC Dec 2017 A	2017/12/21	2017/12/27
68771	SG Issuer – HSI R Bull CBBC Mar 2018 O	2017/12/21	2017/12/22
68177	SG Issuer – HSI R Bull CBBC Mar 2018 K	2017/12/21	2017/12/22
60350	SG Issuer – HSI R Bull CBBC Apr 2018 G	2017/12/21	2017/12/22
68179	SG Issuer – HSI R Bull CBBC Mar 2018 P	2017/12/21	2017/12/22
61554	SG Issuer – HSI R Bear CBBC Apr 2018 Z	2017/12/21	2017/12/22
66254	HK Bank – PICC P&C R Bull CBBC Dec 2017 A	2017/12/21	2017/12/27
63245	SG Issuer – Geely Auto R Bull CBBC Mar 2018 B	2017/12/21	2017/12/22
68879	SG Issuer – HSI R Bull CBBC Nov 2019 M	2017/12/21	2017/12/22
68769	SG Issuer – AIA R Bull CBBC Jan 2018 C	2017/12/22	2017/12/27
65449	SG Issuer – HSI R Bull CBBC Oct 2018 B	2017/12/22	2017/12/27
64139	Macquarie Bank Ltd. – Tencent R Bear CBBC Jul 2018 D	2017/12/22	2017/12/27
69134	SG Issuer – HKEX R Bull CBBC Jan 2018 A	2017/12/22	2017/12/27
61128	SG Issuer – HSI R Bear CBBC Jul 2018 P	2017/12/22	2017/12/27
63527	SG Issuer – Tencent R Bull CBBC Jul 2018 C	2017/12/22	2017/12/27
69831	SG Issuer – China Life R Bull CBBC May 2018 A	2017/12/22	2017/12/27
60880	UBS AG – HSI R Bear CBBC Mar 2018 U	2017/12/22	2017/12/27
60966	Credit Suisse AG – HSI R Bear CBBC Mar 2018 M	2017/12/22	2017/12/27
68058	SG Issuer – Tencent R Bull CBBC Feb 2018 C	2017/12/22	2017/12/27
67839	SG Issuer – HSI R Bull CBBC Aug 2018 O	2017/12/22	2017/12/27
61550	SG Issuer – HSI R Bear CBBC Mar 2018 U	2017/12/22	2017/12/27
61542	Credit Suisse AG – HSI R Bear CBBC Apr 2018 S	2017/12/22	2017/12/27
61388	SG Issuer – Ping An R Bear CBBC Oct 2018 C	2017/12/22	2017/12/27
68713	SG Issuer – Sands R Bull CBBC Jan 2018 A	2017/12/22	2017/12/27
61081	J P Morgan SP BV – HSI R Bear CBBC Apr 2018 Z	2017/12/22	2017/12/27
63963	SG Issuer – HSI R Bull CBBC May 2018 G	2017/12/22	2017/12/27
66118	Goldman Sachs SP (Asia) – Tencent R Bear CBBC Mar 2018 G	2017/12/22	2017/12/27
66216	SG Issuer – HSI R Bull CBBC Jan 2018 D	2017/12/22	2017/12/27
61966	SG Issuer – HSI R Bear CBBC Apr 2018 B	2017/12/22	2017/12/27
67993	SG Issuer – HSBC R Bull CBBC Mar 2018 C	2017/12/22	2017/12/27
61223	Goldman Sachs SP (Asia) – HSI R Bear CBBC Mar 2018 B	2017/12/22	2017/12/27
65249	SG Issuer – HKEX R Bear CBBC Jul 2018 B	2017/12/22	2017/12/27
60708	Goldman Sachs SP (Asia) – Ping An R Bear CBBC Oct 2018 C	2017/12/22	2017/12/27
60054	UBS AG – HSI R Bear CBBC Apr 2018 Q	2017/12/22	2017/12/27
60004	Credit Suisse AG – HSI R Bear CBBC Apr 2018 L	2017/12/22	2017/12/27
63320	SG Issuer – Tencent R Bull CBBC Mar 2018 T	2017/12/22	2017/12/27
69785	Macquarie Bank Ltd. – Tencent R Bear CBBC Jul 2018 F	2017/12/22	2017/12/27
60172	J P Morgan SP BV – HSI R Bear CBBC Mar 2018 F	2017/12/22	2017/12/27
69784	SG Issuer – Tencent R Bear CBBC Aug 2018 D	2017/12/22	2017/12/27
69766	SG Issuer – Ping An R Bear CBBC Jul 2018 A	2017/12/22	2017/12/27
69751	Goldman Sachs SP (Asia) – HSI R Bear CBBC May 2018 R	2017/12/22	2017/12/27
69750	Goldman Sachs SP (Asia) – HSI R Bear CBBC May 2018 Q	2017/12/22	2017/12/27
69745	HK Bank – HSI R Bear CBBC Apr 2018 L	2017/12/22	2017/12/27
69683	HK Bank – HSCEI R Bear CBBC Apr 2018 I	2017/12/22	2017/12/27
64131	SG Issuer – HS H-SH ETF R Bull CBBC Feb 2018 A	2017/12/22	2017/12/27

List of expired CBBC, 2017 (continued)

Code	CBBC	Last trading date	Delisted date
60763	SG Issuer – HSI R Bear CBBC Jul 2018 R	2017/12/22	2017/12/27
69888	UBS AG – HSI R Bear CBBC May 2018 R	2017/12/22	2017/12/27
60338	Credit Suisse AG – HSI R Bear CBBC Apr 2018 W	2017/12/22	2017/12/27
69525	Goldman Sachs SP (Asia) – HSI R Bear CBBC May 2018 P	2017/12/22	2017/12/27
65843	SG Issuer – HSI R Bull CBBC Aug 2018 H	2017/12/22	2017/12/27
65644	SG Issuer – CSA50 R Bull CBBC Feb 2018 B	2017/12/22	2017/12/27
67543	SG Issuer – Sands R Bull CBBC Dec 2018 A	2017/12/22	2017/12/27
69102	J P Morgan SP BV – Tencent R Bear CBBC Apr 2018 H	2017/12/22	2017/12/27
60737	SG Issuer – HSI R Bear CBBC Mar 2018 J	2017/12/22	2017/12/27
60214	Credit Suisse AG – HSI R Bear CBBC May 2018 L	2017/12/22	2017/12/27
66528	SG Issuer – Tencent R Bull CBBC Feb 2018 K	2017/12/22	2017/12/27
60452	J P Morgan SP BV – HSI R Bear CBBC Apr 2018 A	2017/12/22	2017/12/27
64134	SG Issuer – HS H-SH ETF R Bull CBBC Mar 2018 A	2017/12/22	2017/12/27
63989	SG Issuer – Ping An R Bear CBBC Dec 2018 E	2017/12/22	2017/12/27
60454	J P Morgan SP BV – HSI R Bear CBBC Apr 2018 W	2017/12/22	2017/12/27
60524	J P Morgan SP BV – HSI R Bear CBBC Apr 2018 X	2017/12/22	2017/12/27
69887	UBS AG – HSI R Bear CBBC Apr 2018 W	2017/12/22	2017/12/27
60082	Haitong Int'l Sec – SUNAC R Bull CBBC Oct 2018 A	2017/12/22	2017/12/27
69892	UBS AG – HSI R Bear CBBC Jun 2018 E	2017/12/22	2017/12/27
63246	SG Issuer – CMob R Bear CBBC Mar 2018 A	2017/12/22	2017/12/27
69759	BNP Paribas Issuance B.V. – HSI R Bear CBBC Apr 2018 X	2017/12/22	2017/12/27
60485	UBS AG – HSI R Bear CBBC Mar 2018 N	2017/12/22	2017/12/27
69890	UBS AG – HSI R Bear CBBC May 2018 S	2017/12/22	2017/12/27
69827	HK Bank – HSI R Bear CBBC Apr 2018 V	2017/12/22	2017/12/27
69989	SG Issuer – Tencent R Bull CBBC Jan 2018 B	2017/12/22	2017/12/27
69576	SG Issuer – HKEX R Bull CBBC Feb 2018 C	2017/12/22	2017/12/27
69921	SG Issuer – Tencent R Bull CBBC Feb 2018 F	2017/12/22	2017/12/27
62994	J P Morgan SP BV – HSI R Bear CBBC May 2018 V	2017/12/27	2017/12/28
62502	Goldman Sachs SP (Asia) – HSI R Bear CBBC Apr 2018 A	2017/12/27	2017/12/28
68211	BNP Paribas Issuance B.V. – Tencent R Bear CBBC Apr 2018 K	2017/12/27	2017/12/28
69685	J P Morgan SP BV – HSI R Bull CBBC Dec 2017 A	2017/12/27	2017/12/29
63137	Credit Suisse AG – HSI R Bear CBBC Apr 2018 T	2017/12/27	2017/12/28
62517	Goldman Sachs SP (Asia) – HSI R Bear CBBC Apr 2018 B	2017/12/27	2017/12/28
62732	SG Issuer – Sunny Optical R Bull CBBC Oct 2018 A	2017/12/27	2017/12/28
67564	HK Bank – HSCEI R Bull CBBC Dec 2017 A	2017/12/27	2017/12/29
69195	SG Issuer – CSOP A50 ETF R Bull CBBC Oct 2018 A	2017/12/27	2017/12/28
63069	UBS AG – HSI R Bear CBBC Mar 2018 S	2017/12/27	2017/12/28
67510	Credit Suisse AG – HSI R Bull CBBC Dec 2017 U	2017/12/27	2017/12/29
63931	Goldman Sachs SP (Asia) – HKEX R Bull CBBC Oct 2018 R	2017/12/27	2017/12/28
67555	Goldman Sachs SP (Asia) – HSI R Bull CBBC Dec 2017 Q	2017/12/27	2017/12/29
67392	Goldman Sachs SP (Asia) – HSI R Bull CBBC Dec 2017 P	2017/12/27	2017/12/29
67173	Goldman Sachs SP (Asia) – HSI R Bull CBBC Dec 2017 N	2017/12/27	2017/12/29
69681	Goldman Sachs SP (Asia) – China Life R Bull CBBC May 2018 J	2017/12/27	2017/12/28
63126	UBS AG – HSI R Bear CBBC Mar 2018 W	2017/12/27	2017/12/28
60768	BNP Paribas Issuance B.V. – Tencent R Bear CBBC Apr 2018 Y	2017/12/27	2017/12/28
63694	SG Issuer – HSI R Bear CBBC Mar 2018 K	2017/12/27	2017/12/28
63504	J P Morgan SP BV – HSI R Bear CBBC Mar 2018 N	2017/12/27	2017/12/28
63482	J P Morgan SP BV – HSI R Bear CBBC Mar 2018 A	2017/12/27	2017/12/28
63145	Credit Suisse AG – HSI R Bear CBBC May 2018 P	2017/12/27	2017/12/28
67695	Goldman Sachs SP (Asia) – HSI R Bull CBBC Dec 2017 G	2017/12/27	2017/12/29
60940	Goldman Sachs SP (Asia) – HSI R Bear CBBC Apr 2018 Z	2017/12/27	2017/12/28
67608	HK Bank – HSI R Bull CBBC Dec 2017 A	2017/12/27	2017/12/29
61010	Haitong Int'l Sec – Sunny Optical R Bull CBBC Apr 2018 D	2017/12/27	2017/12/28
61495	HK Bank – HSI R Bear CBBC Apr 2018 A	2017/12/27	2017/12/28
60507	Credit Suisse AG – HSI R Bear CBBC Mar 2018 K	2017/12/27	2017/12/28
61961	HK Bank – Sunny Optical R Bull CBBC Jul 2018 H	2017/12/27	2017/12/28
62918	Credit Suisse AG – Sunny Optical R Bull CBBC Feb 2018 A	2017/12/27	2017/12/28
68550	UBS AG – Sunny Optical R Bull CBBC Jul 2018 A	2017/12/27	2017/12/28
68971	SG Issuer – Galaxy Ent R Bull CBBC Sep 2018 C	2017/12/27	2017/12/28
61808	HK Bank – CNOOC R Bear CBBC Jul 2018 B	2017/12/27	2017/12/28
60814	UBS AG – HSI R Bull CBBC Dec 2017 H	2017/12/27	2017/12/29
62023	Credit Suisse AG – HSI R Bull CBBC Dec 2017 B	2017/12/27	2017/12/29
69889	Goldman Sachs SP (Asia) – HSI R Bull CBBC Dec 2017 Z	2017/12/27	2017/12/29
66853	J P Morgan SP BV – HSI R Bull CBBC Dec 2017 D	2017/12/27	2017/12/29
63227	Credit Suisse AG – HSCEI R Bear CBBC Mar 2018 B	2017/12/27	2017/12/28
65970	Credit Suisse AG – Tencent R Bull CBBC Dec 2017 G	2017/12/27	2017/12/29
61932	BNP Paribas Issuance B.V. – HSCEI R Bull CBBC Dec 2017 C	2017/12/27	2017/12/29
68014	Goldman Sachs SP (Asia) – HSI R Bull CBBC Dec 2017 Y	2017/12/27	2017/12/29
60079	Goldman Sachs SP (Asia) – HSI R Bull CBBC Dec 2017 I	2017/12/27	2017/12/29
62180	UBS AG – HSI R Bull CBBC Dec 2017 Q	2017/12/27	2017/12/29
67196	SG Issuer – HKEX R Bull CBBC Dec 2017 A	2017/12/27	2017/12/29
68147	Goldman Sachs SP (Asia) – HSI R Bull CBBC Dec 2017 J	2017/12/27	2017/12/29
65674	UBS AG – HSI R Bull CBBC Dec 2017 D	2017/12/27	2017/12/29
67309	Bank of East Asia – Lenovo R Bull CBBC Dec 2017 B	2017/12/27	2017/12/29
60580	Goldman Sachs SP (Asia) – HSI R Bull CBBC Dec 2017 A	2017/12/27	2017/12/29
69695	Credit Suisse AG – HSI R Bull CBBC Dec 2017 S	2017/12/27	2017/12/29
63869	HK Bank – HSCEI R Bull CBBC Dec 2017 C	2017/12/27	2017/12/29
62013	Credit Suisse AG – HSI R Bull CBBC Dec 2017 A	2017/12/27	2017/12/29
62229	SG Issuer – BOCL R Bull CBBC Dec 2017 A	2017/12/27	2017/12/29
60137	Credit Suisse AG – HSI R Bull CBBC Dec 2017 Y	2017/12/27	2017/12/29
61570	Credit Suisse AG – HSI R Bull CBBC Dec 2017 G	2017/12/27	2017/12/29
67169	Goldman Sachs SP (Asia) – HSI R Bull CBBC Dec 2017 L	2017/12/27	2017/12/29
62843	UBS AG – HSI R Bull CBBC Dec 2017 Z	2017/12/27	2017/12/29
60091	Credit Suisse AG – HSI R Bull CBBC Dec 2017 X	2017/12/27	2017/12/29
68364	HK Bank – HSI R Bull CBBC Dec 2017 B	2017/12/27	2017/12/29
63858	HK Bank – HSI R Bull CBBC Dec 2017 H	2017/12/27	2017/12/29
64095	Credit Suisse AG – CCB R Bear CBBC Feb 2018 F	2017/12/27	2017/12/28

List of expired CBBC, 2017 (continued)

Code	CBBC	Last trading date	Delisted date
66139	Haitong Int'l Sec – HSI R Bull CBBC Dec 2017 O	2017/12/27	2017/12/29
66138	Haitong Int'l Sec – HSI R Bull CBBC Dec 2017 N	2017/12/27	2017/12/29
61177	J P Morgan SP BV – HSI R Bull CBBC Dec 2017 P	2017/12/27	2017/12/29
61833	HK Bank – HSI R Bull CBBC Dec 2017 E	2017/12/27	2017/12/29
61612	Haitong Int'l Sec – HSI R Bull CBBC Dec 2017 M	2017/12/27	2017/12/29
63121	HK Bank – HSI R Bull CBBC Dec 2017 F	2017/12/27	2017/12/29
60305	Haitong Int'l Sec – HSI R Bull CBBC Dec 2017 B	2017/12/27	2017/12/29
62961	Macquarie Bank Ltd. – HSI R Bear CBBC Jun 2018 T	2017/12/27	2017/12/28
68735	Credit Suisse AG – HSI R Bull CBBC Dec 2017 I	2017/12/27	2017/12/29
60301	Haitong Int'l Sec – HSI R Bull CBBC Dec 2017 A	2017/12/27	2017/12/29
69215	Goldman Sachs SP (Asia) – HSI R Bull CBBC Dec 2017 F	2017/12/27	2017/12/29
69528	Credit Suisse AG – HSI R Bull CBBC Dec 2017 M	2017/12/27	2017/12/29
69213	Goldman Sachs SP (Asia) – HSI R Bull CBBC Dec 2017 X	2017/12/27	2017/12/29
60392	UBS AG – HSI R Bull CBBC Dec 2017 F	2017/12/27	2017/12/29
69129	SG Issuer – China Life R Bull CBBC Dec 2017 D	2017/12/27	2017/12/29
60220	J P Morgan SP BV – HSI R Bull CBBC Dec 2017 I	2017/12/27	2017/12/29
69094	UBS AG – HSI R Bull CBBC Dec 2017 N	2017/12/27	2017/12/29
63501	UBS AG – HSI R Bull CBBC Dec 2017 M	2017/12/27	2017/12/29
68991	Credit Suisse AG – HSI R Bull CBBC Dec 2017 K	2017/12/27	2017/12/29
68871	Goldman Sachs SP (Asia) – HSI R Bull CBBC Dec 2017 T	2017/12/27	2017/12/29
63525	Credit Suisse AG – HSI R Bull CBBC Dec 2017 Z	2017/12/27	2017/12/29
68450	BNP Paribas Issuance B.V. – HSI R Bull CBBC Dec 2017 D	2017/12/27	2017/12/29
64343	J P Morgan SP BV – HSCEI R Bull CBBC Dec 2017 D	2017/12/27	2017/12/29
69515	Goldman Sachs SP (Asia) – HSI R Bull CBBC Dec 2017 V	2017/12/27	2017/12/29
69514	Goldman Sachs SP (Asia) – HSI R Bull CBBC Dec 2017 H	2017/12/27	2017/12/29
68370	HK Bank – HSI R Bull CBBC Dec 2017 C	2017/12/27	2017/12/29
60489	SG Issuer – CKH R Bull CBBC Dec 2017 B	2017/12/27	2017/12/29
68371	HK Bank – HSCEI R Bull CBBC Dec 2017 B	2017/12/27	2017/12/29
60310	Haitong Int'l Sec – HSI R Bull CBBC Dec 2017 C	2017/12/27	2017/12/29
67663	SG Issuer – CAM CSI300 R Bull CBBC Dec 2017 A	2017/12/27	2017/12/29
69257	Credit Suisse AG – HSI R Bull CBBC Dec 2017 L	2017/12/27	2017/12/29
63619	HK Bank – HSI R Bull CBBC Dec 2017 G	2017/12/27	2017/12/29
68478	UBS AG – HSI R Bull CBBC Dec 2017 C	2017/12/27	2017/12/29
65543	Credit Suisse AG – CCB R Bull CBBC Dec 2017 C	2017/12/27	2017/12/29
64623	Credit Suisse AG – ICBC R Bull CBBC Dec 2017 B	2017/12/27	2017/12/29
62833	Credit Suisse AG – HSI R Bull CBBC Dec 2017 V	2017/12/27	2017/12/29
67403	SG Issuer – China Life R Bull CBBC Dec 2017 A	2017/12/27	2017/12/29
68439	Credit Suisse AG – HSI R Bull CBBC Dec 2017 H	2017/12/27	2017/12/29
64027	Credit Suisse AG – HSI R Bull CBBC Dec 2017 D	2017/12/27	2017/12/29
63059	Goldman Sachs SP (Asia) – HSI R Bull CBBC Dec 2017 E	2017/12/27	2017/12/29
69822	SG Issuer – CKA R Bull CBBC Dec 2017 B	2017/12/27	2017/12/29
60562	J P Morgan SP BV – HSI R Bear CBBC Mar 2018 K	2017/12/27	2017/12/28
64266	SG Issuer – CKH R Bull CBBC Dec 2017 C	2017/12/27	2017/12/29
60819	Goldman Sachs SP (Asia) – HSI R Bull CBBC Dec 2017 O	2017/12/27	2017/12/29
60881	UBS AG – HSI R Bear CBBC Apr 2018 T	2017/12/27	2017/12/28
63895	BNP Paribas Issuance B.V. – HSCEI R Bull CBBC Dec 2017 E	2017/12/27	2017/12/29
60746	Goldman Sachs SP (Asia) – HSI R Bull CBBC Dec 2017 D	2017/12/27	2017/12/29
62025	Credit Suisse AG – HSI R Bull CBBC Dec 2017 C	2017/12/27	2017/12/29
60424	HK Bank – HSI R Bear CBBC Apr 2018 C	2017/12/27	2017/12/28
60299	Credit Suisse AG – HSCEI R Bull CBBC Dec 2017 B	2017/12/27	2017/12/29
60293	Credit Suisse AG – HSI R Bull CBBC Dec 2017 O	2017/12/27	2017/12/29
69991	Goldman Sachs SP (Asia) – HSI R Bear CBBC Mar 2018 T	2017/12/27	2017/12/28
64005	Credit Suisse AG – Tencent R Bear CBBC Jun 2018 K	2017/12/27	2017/12/28
60533	SG Issuer – HSI R Bear CBBC Mar 2018 T	2017/12/27	2017/12/28
60917	SG Issuer – CNOOC R Bear CBBC Nov 2018 A	2017/12/27	2017/12/28
60410	Credit Suisse AG – HSI R Bull CBBC Dec 2017 Q	2017/12/27	2017/12/29
67020	Bank of East Asia – Tencent R Bull CBBC Dec 2017 I	2017/12/27	2017/12/29
67158	Goldman Sachs SP (Asia) – HSI R Bull CBBC Dec 2017 K	2017/12/27	2017/12/29
67015	Bank of East Asia – Galaxy Ent R Bull CBBC Dec 2017 G	2017/12/27	2017/12/29
61312	Bank Vontobel – HSI R Bear CBBC May 2018 B	2017/12/27	2017/12/28
65154	Haitong Int'l Sec – HSI R Bull CBBC Dec 2017 D	2017/12/27	2017/12/29
67058	Haitong Int'l Sec – HSCEI R Bull CBBC Dec 2017 A	2017/12/27	2017/12/29
65304	UBS AG – HSI R Bull CBBC Dec 2017 S	2017/12/27	2017/12/29
61108	SG Issuer – HSI R Bear CBBC Apr 2018 Y	2017/12/27	2017/12/28
60583	Goldman Sachs SP (Asia) – HSI R Bull CBBC Dec 2017 M	2017/12/27	2017/12/29
67738	Credit Suisse AG – HSI R Bull CBBC Dec 2017 W	2017/12/27	2017/12/29
60968	Credit Suisse AG – HSI R Bear CBBC Apr 2018 O	2017/12/27	2017/12/28
64510	SG Issuer – ICBC R Bull CBBC Dec 2017 C	2017/12/27	2017/12/29
64479	SG Issuer – CCB R Bull CBBC Dec 2017 B	2017/12/27	2017/12/29
67378	Bank of East Asia – Tencent R Bull CBBC Dec 2017 J	2017/12/27	2017/12/29
63925	UBS AG – HSCEI R Bull CBBC Dec 2017 B	2017/12/27	2017/12/29
60174	J P Morgan SP BV – HSI R Bear CBBC Mar 2018 J	2017/12/27	2017/12/28
62172	UBS AG – HSI R Bull CBBC Dec 2017 K	2017/12/27	2017/12/29
69443	Goldman Sachs SP (Asia) – HSI R Bear CBBC Mar 2018 C	2017/12/27	2017/12/28
61250	Goldman Sachs SP (Asia) – HSI R Bull CBBC Dec 2017 U	2017/12/27	2017/12/29
69318	SG Issuer – HSI R Bear CBBC Apr 2018 W	2017/12/27	2017/12/28
62488	Goldman Sachs SP (Asia) – HSI R Bull CBBC Dec 2017 C	2017/12/27	2017/12/29
68715	Haitong Int'l Sec – A50 R Bull CBBC Dec 2017 A	2017/12/27	2017/12/29
63811	SG Issuer – HSI R Bear CBBC Aug 2018 D	2017/12/27	2017/12/28
69771	BNP Paribas Issuance B.V. – HSI R Bear CBBC Apr 2018 Y	2017/12/27	2017/12/28
69208	UBS AG – HSI R Bear CBBC Mar 2018 R	2017/12/27	2017/12/28
69828	HK Bank – HSI R Bear CBBC Apr 2018 Y	2017/12/27	2017/12/28
67834	Goldman Sachs SP (Asia) – HSI R Bull CBBC Dec 2017 R	2017/12/27	2017/12/29
62482	Goldman Sachs SP (Asia) – HSI R Bull CBBC Dec 2017 B	2017/12/27	2017/12/29
60973	HK Bank – HSI R Bull CBBC Dec 2017 D	2017/12/27	2017/12/29
69049	HK Bank – HSI R Bear CBBC Apr 2018 U	2017/12/28	2017/12/29
67231	Credit Suisse AG – Tencent R Bull CBBC Jan 2018 H	2017/12/28	2017/12/29

List of expired CBBC, 2017 (continued)

Code	CBBC	Last trading date	Delisted date
68609	UBS AG – HSI R Bear CBBC Apr 2018 N	2017/12/28	2017/12/29
68487	J P Morgan SP BV – HSI R Bear CBBC Mar 2018 W	2017/12/28	2017/12/29
64086	HK Bank – Ping An R Bull CBBC Oct 2018 E	2017/12/28	2017/12/29
61133	SG Issuer – HSI R Bear CBBC Jul 2018 Q	2017/12/28	2017/12/29
63420	SG Issuer – HKEX R Bear CBBC Dec 2018 B	2017/12/28	2017/12/29
68353	Goldman Sachs SP (Asia) – HSI R Bear CBBC Apr 2018 Q	2017/12/28	2017/12/29
68515	SG Issuer – HSI R Bear CBBC Mar 2018 D	2017/12/28	2017/12/29
68776	UBS AG – HSI R Bear CBBC Mar 2018 J	2017/12/28	2017/12/29
68961	Credit Suisse AG – HSI R Bear CBBC Apr 2018 I	2017/12/28	2017/12/29
69123	BNP Paribas Issuance B.V. – HSI R Bear CBBC Apr 2018 W	2017/12/28	2017/12/29
64018	Bank of East Asia – Tencent R Bull CBBC Oct 2018 N	2017/12/28	2017/12/29
64147	HK Bank – Tencent R Bull CBBC Jul 2018 N	2017/12/28	2017/12/29
64215	SG Issuer – China Life R Bull CBBC Nov 2018 D	2017/12/28	2017/12/29
64282	SG Issuer – Ping An R Bull CBBC Nov 2018 J	2017/12/28	2017/12/29
64317	Goldman Sachs SP (Asia) – Tencent R Bull CBBC Apr 2018 V	2017/12/28	2017/12/29
64339	Goldman Sachs SP (Asia) – Ping An R Bull CBBC Oct 2018 I	2017/12/28	2017/12/29
64367	UBS AG – HSI R Bear CBBC Apr 2018 Z	2017/12/28	2017/12/29
64456	J P Morgan SP BV – HSI R Bear CBBC Mar 2018 R	2017/12/28	2017/12/29
64457	J P Morgan SP BV – Tencent R Bull CBBC Apr 2018 Y	2017/12/28	2017/12/29
64471	J P Morgan SP BV – Ping An R Bull CBBC Jun 2018 D	2017/12/28	2017/12/29
64478	J P Morgan SP BV – Tencent R Bear CBBC Apr 2018 K	2017/12/28	2017/12/29
63553	Credit Suisse AG – HKEX R Bear CBBC Mar 2018 N	2017/12/28	2017/12/29
66797	Credit Suisse AG – HSI R Bear CBBC Apr 2018 A	2017/12/28	2017/12/29
60108	Credit Suisse AG – Ping An R Bull CBBC Feb 2018 B	2017/12/28	2017/12/29
69961	Credit Suisse AG – Tencent R Bull CBBC Mar 2018 B	2017/12/28	2017/12/29
65797	Credit Suisse AG – CNOOC R Bull CBBC Feb 2018 A	2017/12/28	2017/12/29
60343	BNP Paribas Issuance B.V. – HSI R Bear CBBC Apr 2018 Z	2017/12/28	2017/12/29
64004	Credit Suisse AG – CNOOC R Bull CBBC Mar 2018 B	2017/12/28	2017/12/29
63816	SG Issuer – HSI R Bear CBBC Apr 2018 O	2017/12/28	2017/12/29
60473	UBS AG – HSI R Bear CBBC Apr 2018 R	2017/12/28	2017/12/29
66348	Credit Suisse AG – Tencent R Bull CBBC Mar 2018 L	2017/12/28	2017/12/29
69233	Credit Suisse AG – Tencent R Bull CBBC Jan 2018 M	2017/12/28	2017/12/29
64486	Credit Suisse AG – HSI R Bear CBBC Mar 2018 E	2017/12/28	2017/12/29
66726	J P Morgan SP BV – HSI R Bear CBBC Mar 2018 O	2017/12/28	2017/12/29
60520	Goldman Sachs SP (Asia) – HSI R Bear CBBC Apr 2018 S	2017/12/28	2017/12/29
62960	Macquarie Bank Ltd. – HSI R Bear CBBC Jun 2018 S	2017/12/28	2017/12/29
60523	Goldman Sachs SP (Asia) – HSI R Bear CBBC Mar 2018 U	2017/12/28	2017/12/29
60061	UBS AG – HSI R Bear CBBC Mar 2018 L	2017/12/28	2017/12/29
60569	J P Morgan SP BV – HSI R Bear CBBC Apr 2018 V	2017/12/28	2017/12/29
68674	Credit Suisse AG – Tencent R Bull CBBC Feb 2018 D	2017/12/28	2017/12/29
68345	Credit Suisse AG – Tencent R Bull CBBC Feb 2018 C	2017/12/28	2017/12/29
63638	Credit Suisse AG – Tencent R Bull CBBC Sep 2018 A	2017/12/28	2017/12/29
60514	Credit Suisse AG – HSI R Bear CBBC Mar 2018 L	2017/12/28	2017/12/29
69309	J P Morgan SP BV – HSI R Bear CBBC Mar 2018 I	2017/12/28	2017/12/29
66250	Credit Suisse AG – China Shenhua R Bull CBBC Jan 2018 A	2017/12/28	2017/12/29
68264	Credit Suisse AG – HSI R Bear CBBC Mar 2018 H	2017/12/28	2017/12/29
69013	Credit Suisse AG – A50 China R Bull CBBC Jan 2018 B	2017/12/28	2017/12/29

Market value and trading for Callable Bull/Bear Contracts, 2013 – 2017

Year/Month	Number *	Market value * (HK\$mil)	Turnover value (HK\$mil)	(%) of market total	
2013	1,620	68,388.12	1,269,228.26	8.36	
2014	1,579	55,419.48	1,229,956.42	7.24	
2015	1,630	56,424.40	1,836,853.88	7.11	
2016	1,844	46,982.16	1,371,572.74	8.42	
2017	3,374	114,271.35	1,189,171.77	5.52	
2017	Jan	1,994	49,588.57	73,235.61	6.78
	Feb	2,185	53,121.01	100,209.58	6.17
	Mar	2,271	56,964.61	109,013.18	5.81
	Apr	2,177	58,808.33	61,006.76	4.88
	May	2,530	79,517.70	76,722.26	4.90
	Jun	2,667	83,611.38	83,110.31	4.79
	Jul	2,970	111,822.21	84,231.59	4.74
	Aug	3,211	130,186.61	123,073.71	5.68
	Sep	3,257	119,305.67	94,867.85	4.77
	Oct	3,315	114,185.34	103,248.84	5.43
	Nov	3,687	132,497.77	149,037.95	5.68
	Dec	3,374	114,271.35	131,414.12	6.65

* Month-end or year-end figures

Newly listed debt securities

Code	Issuer/company	Name of issue	Issue price	Maturity date	Listing date
86647	The Ministry of Finance of the PRC	3.50% CNY Bonds 2018	100.0000	2018/12/30	2017/01/03
05341	Logan Property Holdings Co. Ltd.	5.75% Senior Notes 2022	100.0000	2022/01/03	2017/01/04
05342	KWG Property Holding Ltd.	6.00% Senior Notes 2022	100.0000	2022/01/11	2017/01/12
05311 #	Skyfame Realty (Holdings) Ltd.	0.10% Bonds 2033	-	2033/11/14	2017/01/12
05348	Standard Chartered PLC	Fixed Rate Resetting Perpetual Subordinated Contingent Conv Sec	100.0000	-	2017/01/19
04230 #	The Govt of the HKSAR of the PRC	1.68% Bonds 2026	99.3000	2026/01/21	2017/01/20
05344	New Rose Investments Ltd.	4.50% Guaranteed Notes 2020	100.0000	2020/01/19	2017/01/20
05346	Hong Kong Mortgage Corporation Ltd., The	FR Notes 2018	100.0000	2018/01/19	2017/01/20
05349	Taikang Insurance Group Inc.	3.50% Bonds 2022	99.6780	2022/01/19	2017/01/20
05347	Franshion Brilliant Ltd.	5.75% Subordinated Guar. Perpetual Capital Securities	99.1460	-	2017/01/23
05345	Chang Development International Ltd.	3.625% Guar. Notes 2020	99.6710	2020/01/20	2017/01/23
05345 #	Chang Development International Ltd.	3.625% Guar. Notes 2020	99.5670	2020/01/20	2017/01/23
05311 #	Skyfame Realty (Holdings) Ltd.	0.10% Bonds 2033	-	2033/11/14	2017/01/23
05340	CIFI Holdings (Group) Co. Ltd.	5.50% Senior Notes 2022	100.0000	2022/01/23	2017/01/24
05343	New World China Land Ltd.	4.75% Guaranteed Notes 2027	100.0000	2027/01/23	2017/01/24
05350	Times Property Holdings Ltd.	6.25% Senior Notes 2020	100.0000	2020/01/23	2017/01/24
05351	FWD Ltd.	Subordinated Perpetual Capital Securities	100.0000	-	2017/01/25
05352	GOHL Capital Ltd.	4.25% Guaranteed Notes 2027	99.5970	2027/01/24	2017/01/25
05353	Huarong Finance 2017 Co., Ltd.	3.375% Guaranteed Notes 2020	99.6220	2020/01/24	2017/01/25
05354	Huarong Finance 2017 Co., Ltd.	4.50% Unsub Guar. Perpetual Sec	99.1180	-	2017/01/25
05355	China Development Bank Corporation	2.625% Notes 2022	99.5770	2022/01/24	2017/01/25
05356	China Development Bank Corporation	3.375% Notes 2027	98.9950	2027/01/24	2017/01/25
05357	China Development Bank Corporation	4.00% Notes 2037	100.0000	2037/01/24	2017/01/25
05358	China Development Bank Corporation	0.125% Notes 2020	99.6720	2020/01/24	2017/01/25
05359	China Development Bank Corporation	0.875% Notes 2024	98.6980	2024/01/24	2017/01/25
05360	Reward International Investment Ltd.	7.25% Guar Senior Notes 2020	99.3390	2020/01/25	2017/01/26
05361	Yuzhou Properties Co. Ltd.	6.00% Senior Notes 2022	99.5750	2022/01/25	2017/01/26
05362	Central Plaza Development Ltd.	3.875% Guar. Notes 2020	99.7200	2020/01/25	2017/01/26
05363	Huaxing Investment Holding Co. Ltd.	3.50% Guar. Bonds 2020	99.9440	2020/01/26	2017/01/27
05364	Blue Skyview Co. Ltd.	7.125% Senior Perpetual Securities	100.0000	-	2017/01/27
05365	Hong Kong Mortgage Corporation Ltd., The	FR Notes 2018B	100.0000	2018/01/29	2017/02/01
05366	Hong Kong Mortgage Corporation Ltd., The	FR Notes 2019	100.0000	2019/02/01	2017/02/02
05450 #	Fujian Zhanglong Group Co., Ltd.	4.50% Notes 2019B	99.2015	2019/12/16	2017/02/07
05367	Skyfame Realty (Holdings) Ltd.	0.10% Bonds 2026B	-	2026/09/12	2017/02/13
05371	Shanghai Pudong Development Bank Co., Ltd., Hong Kong Branch	2.375% Notes 2020	99.5890	2020/02/13	2017/02/14
05368	Bank of China Ltd., Hong Kong Branch	2.375% Notes 2020A	99.7240	2020/02/14	2017/02/15
05369	Bank of China Ltd., Hong Kong Branch	3.00% Notes 2022	99.9680	2022/02/14	2017/02/15
05370	Bank of China Ltd., Hong Kong Branch	FR Notes 2020B	100.0000	2020/02/14	2017/02/15
05372	China Singyes Solar Technologies Holdings Ltd.	7.95% Senior Notes 2019	100.0000	2019/02/15	2017/02/16
05379	Skyfame Realty (Holdings) Ltd.	0.10% Bonds 2033B	-	2033/11/14	2017/02/21
04067	Hong Kong Monetary Authority, The	0.99% Exchange Fund Notes 2019	99.9600	2019/02/20	2017/02/21
05373	Industrial and Commercial Bank of China Ltd., HK Branch	Floating Rate Notes 2020	100.0000	2020/02/21	2017/02/22
05374	Industrial and Commercial Bank of China Ltd., HK Branch	Floating Rate Notes 2022A	100.0000	2022/02/21	2017/02/22
05375	Industrial and Commercial Bank of China Ltd., HK Branch	2.875% Notes 2022B	99.5940	2022/02/21	2017/02/22

Newly listed debt securities (continued)

Code	Issuer/company	Name of issue	Issue price	Maturity date	Listing date
05376	Bank of Communications Co., Ltd. HK Branch	FR Notes 2020	100.0000	2020/02/21	2017/02/22
05377	Proven Glory Capital Ltd.	3.25% Guaranteed Notes 2022	99.7670	2022/02/21	2017/02/22
05378	Proven Glory Capital Ltd.	4.00% Guaranteed Notes 2027	99.0810	2027/02/21	2017/02/22
05380	Qinghai Provincial Investment Group Co., Ltd.	7.25% Bonds 2020	100.0000	2020/02/22	2017/02/23
05381	Hong Kong Mortgage Corporation Ltd., The	1.48 Notes 2019	100.0000	2019/02/22	2017/02/23
05379#	Skyfame Realty (Holdings) Ltd.	0.10% Bonds 2033B	-	2033/11/14	2017/02/23
05379#	Skyfame Realty (Holdings) Ltd.	0.10% Bonds 2033B	-	2033/11/14	2017/02/27
04233	Hong Kong Sukuk 2017 Ltd.	Trust Certificates 2027	100.0000	2027/02/28	2017/03/01
05383	CITIC Ltd.	3.125% Notes 2022	99.9170	2022/02/28	2017/03/01
05384	CITIC Ltd.	3.875% Notes 2027	99.9840	2027/02/28	2017/03/01
05382	Xinhu (BVI) Holding Co. Ltd.	6.00% Guar. Senior Notes 2020	99.5950	2020/03/01	2017/03/02
05367#	Skyfame Realty (Holdings) Ltd.	0.10% Bonds 2026B	-	2026/09/12	2017/03/02
05379#	Skyfame Realty (Holdings) Ltd.	0.10% Bonds 2033B	-	2033/11/14	2017/03/02
04232	The Govt of the HKSAR of the PRC	1.89% Bonds 2032	98.3500	2032/03/02	2017/03/03
05385	Franshion Brilliant Ltd.	3.60% Guaranteed Senior Notes 2022	99.9550	2022/03/03	2017/03/06
05386	DYNAMIC MISSION INVESTMENTS LTD.	7.50% Unsecured & Guar Notes 2020	100.0000	2020/03/03	2017/03/06
05379#	Skyfame Realty (Holdings) Ltd.	0.10% Bonds 2033B	-	2033/11/14	2017/03/06
05387	China Development Bank Corporation HK Branch	Floating Rate Notes 2020A	100.0000	2020/03/06	2017/03/07
05388	China Development Bank Corporation HK Branch	Floating Rate Notes 2022	100.0000	2022/03/06	2017/03/07
05389	China Development Bank Corporation HK Branch	Floating Rate Notes 2020B	100.0000	2020/03/06	2017/03/07
05390	CALC Bond 3 Ltd.	4.70% Guaranteed Bonds 2022	100.0000	2022/03/08	2017/03/09
05391	CALC Bond 3 Ltd.	5.50% Guaranteed Bonds 2024	100.0000	2024/03/08	2017/03/09
05392	China Everbright Bank Co., Ltd., HK Branch	2.50% Notes 2020	99.6700	2020/03/08	2017/03/09
05393	Keen Idea Global Ltd.	4.375% Guaranteed Bonds 2020	99.3070	2020/03/08	2017/03/09
05379#	Skyfame Realty (Holdings) Ltd.	0.10% Bonds 2033B	-	2033/11/14	2017/03/09
05394	China Reinsurance Finance Corporation Ltd.	3.375% Notes 2022	99.3810	2022/03/09	2017/03/10
05395	China Cinda Finance (2017) I Ltd.	3.00% Guar. Senior N2020	99.7160	2020/03/09	2017/03/10
05396	China Cinda Finance (2017) I Ltd.	3.65% Guar. Senior N2022	99.8550	2022/03/09	2017/03/10
05397	China Cinda Finance (2017) I Ltd.	4.10% Guar. Senior N2024	99.8070	2024/03/09	2017/03/10
05398	China Cinda Finance (2017) I Ltd.	4.40% Guar. Senior N2027	99.6480	2027/03/09	2017/03/10
05399	China Energy Reserve and Chemicals Group Finance III Ltd.	4.75% Guar. Bonds 2018	100.0000	2018/03/08	2017/03/10
05379#	Skyfame Realty (Holdings) Ltd.	0.10% Bonds 2033B	-	2033/11/14	2017/03/10
05400	China SCE Property Holdings Ltd.	5.875% Senior Notes 2022	100.0000	2022/03/10	2017/03/13
05379#	Skyfame Realty (Holdings) Ltd.	0.10% Bonds 2033B	-	2033/11/14	2017/03/13
05401	Horsepower Finance Ltd.	2.35% Guaranteed Notes 2020	99.0720	2020/03/13	2017/03/14
05379#	Skyfame Realty (Holdings) Ltd.	0.10% Bonds 2033B	-	2033/11/14	2017/03/15
05403	KWG Property Holding Ltd.	6.00% Senior Notes 2022	100.0000	2022/09/15	2017/03/16
05379#	Skyfame Realty (Holdings) Ltd.	0.10% Bonds 2033B	-	2033/11/14	2017/03/16
05402	Top Wise Excellence Enterprise Co., Ltd.	6.00% Guar. Senior Notes 2020	100.0000	2020/03/16	2017/03/17
05404	Lenovo Group Ltd.	3.875% Notes 2022	99.8060	2022/03/16	2017/03/17
05379#	Skyfame Realty (Holdings) Ltd.	0.10% Bonds 2033B	-	2033/11/14	2017/03/21
05367#	Skyfame Realty (Holdings) Ltd.	0.10% Bonds 2026B	-	2026/09/12	2017/03/21
05405	Azure Nova International Finance Ltd.	3.00% Guar. Notes 2020	99.7920	2020/03/21	2017/03/22
05406	Azure Nova International Finance Ltd.	3.50% Guar. Notes 2022	99.4780	2022/03/21	2017/03/22
05407	Azure Nova International Finance Ltd.	4.25% Guar. Notes 2027	99.4850	2027/03/21	2017/03/22
05408	Guorui Properties Ltd.	7.00% Senior Notes 2020	100.0000	2020/03/21	2017/03/22

Newly listed debt securities (continued)

Code	Issuer/company	Name of issue	Issue price	Maturity date	Listing date
05379#	Skyfame Realty (Holdings) Ltd.	0.10% Bonds 2033B	-	2033/11/14	2017/03/22
05451#	Fujian Zhanglong Group Co., Ltd.	4.50% Notes 2019C	99.2330	2019/12/16	2017/03/23
05409	Hong Kong Mortgage Corporation Ltd., The	FR Notes 2019	100.0000	2019/03/27	2017/03/28
05379#	Skyfame Realty (Holdings) Ltd.	0.10% Bonds 2033B	-	2033/11/14	2017/03/29
05412	Hong Kong Mortgage Corporation Ltd., The	FR Notes 2019B	100.0000	2019/03/28	2017/03/29
05403#	KWG Property Holding Ltd.	6.00% Senior Notes 2022	100.0000	2022/09/15	2017/03/30
05410	Emperor International Holdings Ltd.	5.00% Notes 2022A	100.0000	2022/03/30	2017/03/31
05411	Emperor International Holdings Ltd.	4.70% Notes 2022B	100.0000	2022/03/30	2017/03/31
05413	Huantaihu International Investment Co., Ltd.	5.75% Guar. Bonds 2020	100.0000	2020/03/30	2017/03/31
05363#	Huaxing Investment Holding Co. Ltd.	3.50% Guar. Bonds 2020	99.7300	2020/01/26	2017/03/31
05367#	Skyfame Realty (Holdings) Ltd.	0.10% Bonds 2026B	-	2026/09/12	2017/04/03
05414	Yango (Cayman) Investment Ltd.	6.85% Guar. Senior N2020	100.0000	2020/04/05	2017/04/06
05415	ICBCIL Finance Co. Ltd.	3.00% Notes 2020	99.9520	2020/04/05	2017/04/06
05416	ICBCIL Finance Co. Ltd.	3.375% Notes 2022	99.6580	2022/04/05	2017/04/06
05364#	Blue Skyview Co. Ltd.	7.125% Senior Perpetual Securities	100.0000	-	2017/04/06
05417	Hesteel Hong Kong Co., Ltd.	4.25% Guar. Notes 2020	99.6520	2020/04/07	2017/04/10
05418	Hong Kong Mortgage Corporation Ltd., The	FR Notes 2019	100.0000	2019/04/08	2017/04/10
04225#	The Govt of the HKSAR of the PRC	1.06% Bonds 2020	99.9400	2020/02/05	2017/04/10
05419	Jingrui Holdings Ltd.	7.75% Senior Notes 2020	99.3450	2020/04/12	2017/04/13
05420	Sinopec Group Overseas Development (2017) Ltd.	2.375% Senior Notes 2020B	99.7700	2020/04/12	2017/04/13
05421	Sinopec Group Overseas Development (2017) Ltd.	3.00% Senior Notes 2022B	99.9170	2022/04/12	2017/04/13
05422	Sinopec Group Overseas Development (2017) Ltd.	3.625% Senior Notes 2027	99.3530	2027/04/12	2017/04/13
05423	Sinopec Group Overseas Development (2017) Ltd.	4.25% Senior Notes 2047	100.0000	2047/04/12	2017/04/13
05367#	Skyfame Realty (Holdings) Ltd.	0.10% Bonds 2026B	-	2026/09/12	2017/04/13
05424	Yancoal International Resources Development Co., Ltd.	Senior Guar Perpetual Capital Securities	100.0000	-	2017/04/18
05425	RH International Finance Ltd.	6.50% Guar Senior Perpetual Securities	100.0000	-	2017/04/18
05379#	Skyfame Realty (Holdings) Ltd.	0.10% Bonds 2033B	-	2033/11/14	2017/04/18
05428	Yida China Holdings Ltd.	6.95% Senior Notes 2020	98.5470	2020/04/19	2017/04/20
05426	CITIC Securities Finance MTN Co., Ltd.	2.75% Guar Notes 2020	99.8260	2020/04/20	2017/04/21
05427	CITIC Securities Finance MTN Co., Ltd.	3.25% Guar Notes 2022	99.5520	2022/04/20	2017/04/21
05429	Bank of China (Luxembourg) S.A.	Floating Rate Notes 2020 A	100.0000	2020/04/20	2017/04/21
05430	Bank of China Ltd., Dubai Branch	Floating Rate Notes 2020 B	100.0000	2020/04/20	2017/04/21
85726	Bank of China Ltd., Johannesburg Branch	4.88% CNY Notes 2020	100.0000	2020/04/20	2017/04/21
05431	Bank of China Ltd., acting through its Sydney branch	Floating Rate Notes 2022 A	100.0000	2022/04/20	2017/04/21
05432	Bank of China Ltd., Macau Branch	2.875% Notes 2022 B	99.5850	2022/04/20	2017/04/21
05433	Bank of China Ltd., Macau Branch	3.50% Notes 2027	98.6950	2027/04/20	2017/04/21
05435	Shanghai (HK) Int'l Investments Ltd.	3.875% Guaranteed Bonds 2020	99.7420	2020/04/20	2017/04/21
05436	Nuoxi Capital Ltd.	4.575% Guaranteed Bonds 2020	100.0000	2020/04/20	2017/04/21
05434	Zhejiang Expressway Co. Ltd.	Zero Coupon Conv. Bonds 2022	100.0000	2022/04/21	2017/04/24
05437	CCB Life Insurance Co. Ltd.	4.50% Core Tier 2 Capital Sec	100.0000	-	2017/04/24
05438	Chinalco Capital Holdings Ltd.	4.25% Guaranteed Bonds 2022	100.0000	2022/04/21	2017/04/24
05367#	Skyfame Realty (Holdings) Ltd.	0.10% Bonds 2026B	-	2026/09/12	2017/04/25
05379#	Skyfame Realty (Holdings) Ltd.	0.10% Bonds 2033B	-	2033/11/14	2017/04/25
05447	Hong Kong Mortgage Corporation Ltd., The	FR Notes 2019B	100.0000	2019/04/25	2017/04/26
05367#	Skyfame Realty (Holdings) Ltd.	0.10% Bonds 2026B	-	2026/09/12	2017/04/26
05379#	Skyfame Realty (Holdings) Ltd.	0.10% Bonds 2033B	-	2033/11/14	2017/04/26
05445	Times Property Holdings Ltd.	5.75% Senior Notes 2022	100.0000	2022/04/26	2017/04/27

Newly listed debt securities (continued)

Code	Issuer/company	Name of issue	Issue price	Maturity date	Listing date
05439	Huarong Finance 2017 Co., Ltd.	Guar Floating Rate Notes 2020	100.0000	2020/04/27	2017/04/28
05440	Huarong Finance 2017 Co., Ltd.	3.20% Guar. Notes 2021	100.0000	2021/04/27	2017/04/28
05441	Huarong Finance 2017 Co., Ltd.	3.75% Guar. Notes 2022A	99.8920	2022/04/27	2017/04/28
05442	Huarong Finance 2017 Co., Ltd.	Guar Floating Rate N2022B	100.0000	2022/04/27	2017/04/28
05443	Huarong Finance 2017 Co., Ltd.	4.75% Guar. Notes 2027	99.7090	2027/04/27	2017/04/28
05444	Huarong Finance 2017 Co., Ltd.	5.50% Guar. Notes 2047	100.0000	2047/04/27	2017/04/28
05446	Want Want China Finance Ltd.	2.875% Guaranteed Bonds 2022	98.8780	2022/04/27	2017/04/28
05400 [#]	China SCE Property Holdings Ltd.	5.875% Senior Notes 2022	99.4710	2022/03/10	2017/04/28
05448	Rongshi International Finance Ltd.	2.875% Guar. Notes 2022	99.5160	2022/05/04	2017/05/05
05449	Rongshi International Finance Ltd.	3.625% Guar. Notes 2027	99.7760	2027/05/04	2017/05/05
04511	State Grid Overseas Investment (2016) Ltd.	2.25% Senior Guar Notes 2020	99.8360	2020/05/04	2017/05/05
04512	State Grid Overseas Investment (2016) Ltd.	2.75% Senior Guar Notes 2022B	99.8610	2022/05/04	2017/05/05
04515	State Grid Overseas Investment (2016) Ltd.	3.50% Senior Guar Notes 2027	99.9410	2027/05/04	2017/05/05
04516	State Grid Overseas Investment (2016) Ltd.	4.00% Senior Guar Notes 2047	100.0000	2047/05/04	2017/05/05
05379 [#]	Skyfame Realty (Holdings) Ltd.	0.10% Bonds 2033B	-	2033/11/14	2017/05/05
04581	China Minsheng Banking Corp., Ltd. HK Branch	2.50% Notes 2020	99.6870	2020/05/05	2017/05/08
04518	SOCAM Development Ltd.	6.25% Senior Notes 2020	100.0000	2020/05/08	2017/05/09
04583	China Southern Power Grid Int'l Finance (BVI) Co., Ltd.	2.75% Senior Guar Notes 2022	99.6850	2022/05/08	2017/05/09
04598	China Southern Power Grid Int'l Finance (BVI) Co., Ltd.	3.50% Senior Guar Notes 2027	99.1830	2027/05/08	2017/05/09
06008	Hong Kong Mortgage Corporation Ltd., The	FR Notes 2019	100.0000	2019/05/08	2017/05/09
05379 [#]	Skyfame Realty (Holdings) Ltd.	0.10% Bonds 2033B	-	2033/11/14	2017/05/11
05200	Bank of China Ltd., Singapore Branch	FR Notes 2020	100.0000	2020/05/11	2017/05/12
05201	Hong Kong Mortgage Corporation Ltd., The	FR Notes 2019B	100.0000	2019/05/10	2017/05/12
05379 [#]	Skyfame Realty (Holdings) Ltd.	0.10% Bonds 2033B	-	2033/11/14	2017/05/15
05202	Bank of Communications Co., Ltd. Hong Kong Branch	FR Notes 2020	100.0000	2020/05/15	2017/05/16
05203	Bank of Communications Co., Ltd. Hong Kong Branch	FR Notes 2022	100.0000	2022/05/15	2017/05/16
05206	Greenland Global Investment Ltd.	3.85% Notes 2018	100.0000	2018/05/16	2017/05/18
04234	The Govt of the HKSAR of the PRC	1.16% Bonds 2022	99.8400	2022/05/18	2017/05/19
05204	Bank of East Asia, Ltd., The	Undated Non-Cumulative Subordinated Additional Tier 1 Capital Securities B	100.0000	-	2017/05/19
05205	Radiant Access Ltd.	4.60% Guar. Senior Perpetual Capital Securities	100.0000	-	2017/05/19
04068	Hong Kong Monetary Authority, The	0.80% Exchange Fund Notes 2019	100.3600	2019/05/22	2017/05/23
05207	Sun Hung Kai Properties (Capital Market) Ltd.	4.45% Guar Senior Perpetual Capital Securities	100.0000	-	2017/05/24
05208	Sinochem Offshore Capital Co. Ltd.	3.124% Notes 2022	100.0000	2022/05/24	2017/05/25
05209	Amber Treasure Ventures Ltd.	3.00% Credit Enhanced Notes 2020	100.0000	2020/05/25	2017/05/26
05211	MTR Corporation (C.I.) Ltd.	3.85% Fixed Rate Notes 2032	100.0000	2032/05/17	2017/05/29
05210	MCC Holding (HK) Corporation Ltd.	2.95% Guar. Notes 2020	99.8150	2020/05/31	2017/06/01
05212	China Construction Bank Corporation, HK Branch	FR Notes 2020	100.0000	2020/05/31	2017/06/01
05213	Beijing Gas Singapore Capital Corporation	2.75% Guar. N2022	99.0900	2022/05/31	2017/06/01
05379 [#]	Skyfame Realty (Holdings) Ltd.	0.10% Bonds 2033B	-	2033/11/14	2017/06/01
05379 [#]	Skyfame Realty (Holdings) Ltd.	0.10% Bonds 2033B	-	2033/11/14	2017/06/02
05214	Nanyang Commercial Bank, Ltd.	Non-Cumulative Subordinated Additional Tier 1 Capital Securities	100.0000	-	2017/06/05
05215	China Mengniu Dairy Co. Ltd.	Zero Coupon Exchangeable B2022	100.0000	2022/06/05	2017/06/06
05379 [#]	Skyfame Realty (Holdings) Ltd.	0.10% Bonds 2033B	-	2033/11/14	2017/06/08
05364 [#]	Blue Skyview Co. Ltd.	7.125% Senior Perpetual Securities	100.0000	-	2017/06/12
05219	China Merchants Bank Co., Ltd., New York Branch	FR Notes 2020	100.0000	2020/06/12	2017/06/13
04518 [#]	SOCAM Development Ltd.	6.25% Senior Notes 2020	100.0000	2020/05/08	2017/06/13

Newly listed debt securities (continued)

Code	Issuer/company	Name of issue	Issue price	Maturity date	Listing date
05216	China Everbright Bank Co., Ltd., HK Branch	FR Notes 2020	100.0000	2020/06/13	2017/06/14
05217	State Elite Global Ltd.	2.75% Fixed Rate Notes 2022	99.7170	2022/06/13	2017/06/14
05218	Far East Horizon Ltd.	Perpetual Capital Securities	100.0000	-	2017/06/15
05220	DianJian Haiyu Ltd.	Senior Guaranteed Perpetual Securities	100.0000	-	2017/06/15
05221	FWD Group Ltd.	Zero Coupon Subordinated Perpetual Cap Sec	72.1890	-	2017/06/16
05222	AMTD Group Co. Ltd.	7.625% Senior Perpetual Securities	100.0000	-	2017/06/16
05223	Greenland Global Investment Ltd.	4.00% Notes 2018	100.0000	2018/06/20	2017/06/23
05224	Hilong Holding Ltd.	7.25% Senior Notes 2020	99.3390	2020/06/22	2017/06/23
86648	Ministry of Finance of the PRC	3.99% CNY Bonds 2020	100.0000	2020/06/26	2017/06/27
86649	Ministry of Finance of the PRC	4.10% CNY Bonds 2022	100.0000	2022/06/26	2017/06/27
05225	Industrial and Commercial Bank of China Ltd., HK Branch	Floating Rate Notes 2020	100.0000	2020/06/27	2017/06/28
05226	Industrial and Commercial Bank of China Ltd., HK Branch	Floating Rate Notes 2022	100.0000	2022/06/27	2017/06/28
05227	MTR Corporation Ltd.	3.375% Fixed Rate Notes 2047	100.0000	2047/06/28	2017/06/29
04235	The Govt of the HKSAR of the PRC	1.25% Bonds 2027	98.7800	2027/06/29	2017/06/30
05452 [#]	China Reinsurance Finance Corporation Ltd.	3.375% Notes2022B	98.4980	2022/03/09	2017/07/03
05229	Franshion Brilliant Ltd.	4.00% Senior Guar Perpetual CapSecB	100.0000	-	2017/07/04
05231	Swire Pacific MTN Financing Ltd.	3.00% Guaranteed Notes 2024	99.6560	2024/07/05	2017/07/06
05232	CSCEC Finance (Cayman) II Ltd.	2.90% Guaranteed Notes 2022	99.8480	2022/07/05	2017/07/06
05233	CSCEC Finance (Cayman) II Ltd.	3.50% Guaranteed Notes 2027	99.4410	2027/07/05	2017/07/06
05228	Skyland Mining (BVI) Ltd.	3.25% Guaranteed Bonds 2020	99.6630	2020/07/06	2017/07/07
05230	Greenland Hong Kong Holdings Ltd.	4.50% Bonds 2018	100.0000	2018/07/05	2017/07/07
05221 [#]	FWD Group Ltd.	Zero Coupon Subordinated Perpetual Cap Sec	72.3260	-	2017/07/07
05234	Hengjian International Investment Ltd.	2.75% Guar Bonds 2020	99.6940	2020/07/11	2017/07/12
05235	Bank of China Ltd., Hong Kong Branch	FR Notes 2019	100.0000	2019/07/11	2017/07/12
05236	Bank of China Ltd., Hong Kong Branch	FR Notes 2022	100.0000	2022/07/11	2017/07/12
05237	Shanghai Pudong Dev Bank Co., Ltd., HK Branch	FR Notes 2020	100.0000	2020/07/13	2017/07/14
05238	Shanghai Pudong Dev Bank Co., Ltd., HK Branch	FR Notes 2022	100.0000	2022/07/13	2017/07/14
05239	Oceanwide Holdings International 2017 Co., Ltd.	6.50% Guar. Senior Notes 2018	100.0000	2018/07/15	2017/07/18
05453 [#]	MCC Holding (HK) Corporation Ltd.	2.95% Guar. Notes 2020B	100.0120	2020/05/31	2017/07/18
05240	Wisdom Glory Group Ltd.	Senior Perpetual Capital Securities	100.0000	-	2017/07/20
05241	Strategic Int'l Group Ltd.	Zero Coupon Guar Conv. Bonds 2022	100.0000	2022/07/21	2017/07/24
05243	Amber Treasure Ventures Ltd.	3.15% Credit Enhanced Notes2020	99.9090	2020/07/21	2017/07/24
05242	ENN Energy Holdings Ltd.	3.25% Bonds 2022	99.8670	2022/07/24	2017/07/25
05244	China Railway XunJie Co., Ltd.	2.875% Guaranteed Notes 2022	99.7410	2022/07/25	2017/07/26
05245	Castle Peak Power Finance Co. Ltd.	3.25% Notes 2027	99.4170	2027/07/25	2017/07/26
05246	Jiuding Group Finance Co., Ltd.	6.50% Guaranteed Bonds 2020	100.0000	2020/07/25	2017/07/26
05248	Shandong Energy Australia Pty Ltd.	4.55% Guar. Bonds 2020	99.5850	2020/07/26	2017/07/27
05249	Chong Hing Bank Ltd.	3.876% Tier 2 Subordinated Notes 2027	100.0000	2027/07/26	2017/07/27
05247	Yinchuan Tonglian Capital Investment Operation Co., Ltd.	3.50% Bonds 2020	99.4710	2020/07/27	2017/07/28
05250	China Life Insurance (Overseas) Co. Ltd., HK Branch	3.35% Dated Subordinated Capital Bonds 2027	100.0000	2027/07/27	2017/07/28
05251	Oceanwide Holdings International 2017 Co., Ltd.	7.75% Guaranteed Senior Notes 2020	100.0000	2020/07/27	2017/07/28
05252	MTR Corporation Ltd.	2.98% Fixed Rate Notes 2047	100.0000	2047/07/17	2017/07/28
05230 [#]	Greenland Hong Kong Holdings Ltd.	4.50% Bonds 2018	100.0000	2018/07/05	2017/07/28
05253	CDBL Funding 2	2.625% Guaranteed Notes 2020	99.6770	2020/08/01	2017/08/02
05254	CDBL Funding 2	3.00% Guaranteed Notes 2022	99.5080	2022/08/01	2017/08/02

Newly listed debt securities (continued)

Code	Issuer/company	Name of issue	Issue price	Maturity date	Listing date
05257	China Logistics Property Holdings Co., Ltd.	8.00% Senior N2020	100.0000	2020/08/08	2017/08/09
05258	CCTI 2017 Ltd.	3.625% Guaranteed Notes 2022	99.9410	2022/08/08	2017/08/09
05255	Shanghai Port Group (BVI) Holding Co., Ltd.	Zero Coupon Guar Exchangeable B2021	100.0000	2021/08/09	2017/08/10
05256	Shanghai Port Group (BVI) Holding Co., Ltd.	Zero Coupon Guar Exchangeable B2022	100.0000	2022/08/09	2017/08/10
05259	China Huiyuan Juice Group Ltd.	6.50% Senior Notes 2020	100.0000	2020/08/16	2017/08/17
05260	Greenland Global Investment Ltd.	4.85% Notes 2020	99.8620	2020/08/17	2017/08/18
04069	Hong Kong Monetary Authority, The	0.77% Exchange Fund Notes 2019	99.9400	2019/08/21	2017/08/22
05262	Phoenix Lead Ltd.	Guaranteed Perpetual Capital Securities	100.0000	-	2017/08/24
05261	CIFI Holdings (Group) Co. Ltd.	Senior Perpetual Capital Securities	100.0000	-	2017/08/25
05263	Zhongtai Int'l Bond 2017 (BVI) Co. Ltd.	4.25% Guar. Bonds 2020	100.0000	2020/08/24	2017/08/25
05264	China Great Wall International Holdings III Ltd.	2.75% Guar. Notes 2020	99.8240	2020/08/31	2017/09/01
05265	China Great Wall International Holdings III Ltd.	3.125% Guar. Notes 2022	99.6260	2022/08/31	2017/09/01
05266	China Great Wall International Holdings III Ltd.	3.875% Guar. Notes 2027	99.1460	2027/08/31	2017/09/01
04232 [#]	The Govt of the HKSAR of the PRC	1.89% Bonds 2032	104.3400	2032/03/02	2017/09/08
05267	Sun Hung Kai & Co. (BVI) Ltd.	4.65% Notes 2022	100.0000	2022/09/08	2017/09/11
05454 [#]	Franshion Brilliant Ltd.	4.00% Senior Guar Perpetual CapSecC	100.0910	-	2017/09/11
05268	China Minsheng Banking Corp., Ltd. Hong Kong Branch	FR Notes 2020	100.0000	2020/09/11	2017/09/12
05269	China Minsheng Banking Corp., Ltd. Hong Kong Branch	FR Notes 2022	100.0000	2022/09/11	2017/09/12
05270	LSD Bonds (2017) Ltd.	4.60% Guaranteed Notes 2022	100.0000	2022/09/13	2017/09/14
05271	Sinopec Group Overseas Development (2017) Ltd.	2.25% Senior Notes 2020	99.8900	2020/09/13	2017/09/14
05272	Sinopec Group Overseas Development (2017) Ltd.	2.50% Senior Notes 2022	99.2600	2022/09/13	2017/09/14
05273	Sinopec Group Overseas Development (2017) Ltd.	3.25% Senior Notes 2027	99.5100	2027/09/13	2017/09/14
05274	Sinopec Group Overseas Development (2017) Ltd.	4.00% Senior Notes 2047	100.0000	2047/09/13	2017/09/14
05257 [#]	China Logistics Property Holdings Co., Ltd.	8.00% Senior N2020	100.3062	2020/08/08	2017/09/15
05259 [#]	China Huiyuan Juice Group Ltd.	6.50% Senior Notes 2020	100.0000	2020/08/16	2017/09/15
05275	Hong Kong Mortgage Corporation Ltd., The	FR Notes 2018	100.0000	2018/09/18	2017/09/19
05267 [#]	Sun Hung Kai & Co. (BVI) Ltd.	4.65% Notes 2022	100.4390	2022/09/08	2017/09/19
05277	Inventive Global Investments Ltd.	2.50% Fixed Rate Notes2020	99.9140	2020/09/19	2017/09/20
05279	Wynn Macau, Ltd.	4.875% Senior Notes 2024	100.0000	2024/10/01	2017/09/21
05280	Wynn Macau, Ltd.	5.50% Senior Notes 2027	100.0000	2027/10/01	2017/09/21
05276	Sino-Ocean Land Treasure III Ltd.	Perpetual Subordinated Guar Capital Securities	99.5620	-	2017/09/22
05278	Hong Kong Red Star Macalline Universal Home Furnishings Ltd.	3.375% Guar B2022	99.4130	2022/09/21	2017/09/22
05282	KWG Property Holding Ltd.	5.20% Senior Notes 2022 B	100.0000	2022/09/21	2017/09/22
05283	AMTD Group Co. Ltd.	6.30% Notes 2020	100.0000	2020/09/22	2017/09/25
05281	Tianjin Lingang Investment Holding Co., Ltd.	4.50% Notes 2018	100.0000	2018/09/19	2017/09/26
05284	Eastern Creation II Investment Holdings Ltd.	2.75% Guar. Notes 2020	99.8890	2020/09/26	2017/09/27
05285	MTR Corporation Ltd.	3.375% Fixed Rate Notes 2047	100.0000	2047/09/27	2017/09/28
05286	Tianjin Real Estate Group Co., Ltd.	4.50% Bonds 2020	100.0000	2020/09/29	2017/10/03
05287	Yuzhou Properties Co. Ltd.	5.375% Senior Perpetual Securities	100.0000	-	2017/10/03
05288	Green Fortune Capital Ltd.	8.75% Guaranteed Bonds 2019	99.5520	2019/09/29	2017/10/03
05289	Qinghai Provincial Investment Group Co., Ltd.	6.30% Bonds 2018	100.0000	2018/09/26	2017/10/06
05290	New Lion Bridge Co., Ltd.	9.75% Guaranteed Senior Notes 2020	100.0000	2020/10/10	2017/10/11
05291	Overseas Chinese Town (Asia) Holdings Ltd.	Senior Guar Perpetual CapSec	100.0000	-	2017/10/11
05352 [#]	GOHL Capital Ltd.	4.25% Guaranteed Notes 2027	103.0020	2027/01/24	2017/10/18
05292	China Singyes Solar Technologies Holdings Ltd.	6.75% Senior Notes 2018	100.0000	2018/10/17	2017/10/19
04229 [#]	The Govt of the HKSAR of the PRC	0.91% Bonds 2020	98.9700	2020/11/05	2017/10/20

Newly listed debt securities (continued)

Code	Issuer/company	Name of issue	Issue price	Maturity date	Listing date
05293	Yihua Overseas Investment Ltd.	8.50% Senior Notes 2020	100.0000	2020/10/23	2017/10/24
05295	CDBL Funding 1	3.00% Guaranteed Notes 2023	99.2830	2023/04/24	2017/10/25
05296	CDBL Funding 1	3.50% Guaranteed Notes 2027	99.2740	2027/10/24	2017/10/25
05297	Huaxin Pharmaceutical (Hong Kong) Co., Ltd.	4.50% Guaranteed Notes 2018	100.0000	2018/10/22	2017/10/25
05298	Maoye International Holdings Ltd.	7.00% Senior Notes 2018	100.0000	2018/10/23	2017/10/25
05000	Huaneng Hong Kong Capital Ltd.	Senior Guar. Perpetual CapSec	100.0000	-	2017/10/31
05294	Zhongsheng Group Holdings Ltd.	Zero Coupon Conv. Bonds 2018	100.0000	2018/10/25	2017/10/31
05299	Press Metal (Labuan) Ltd.	4.80% Senior Notes 2022	100.0000	2022/10/30	2017/10/31
06750	The Ministry of Finance of the PRC	2.125% Bonds 2022	99.6660	2022/11/02	2017/11/03
06751	The Ministry of Finance of the PRC	2.625% Bonds 2027	99.4590	2027/11/02	2017/11/03
05262 [#]	Phoenix Lead Ltd.	Guaranteed Perpetual Capital Securities	100.0000	-	2017/11/06
85727	Hong Kong Mortgage Corporation Ltd., The	4.05% CNY Notes 2020	100.0000	2020/11/06	2017/11/07
05001	Huarong Finance 2017 Co., Ltd.	Guar Floating Rate Notes 2022	100.0000	2022/11/07	2017/11/08
05002	Huarong Finance 2017 Co., Ltd.	4.25% Guaranteed Notes 2027	99.7660	2027/11/07	2017/11/08
05003	Huarong Finance 2017 Co., Ltd.	4.95% Guaranteed Notes 2047	100.0000	2047/11/07	2017/11/08
05004	Huarong Finance 2017 Co., Ltd.	3.80% Guaranteed Notes 2025	100.0000	2025/11/07	2017/11/08
05005	Huarong Finance 2017 Co., Ltd.	Unsubordinated Guar. Perpetual Sec	100.0000	-	2017/11/08
05281 [#]	Tianjin Lingang Investment Holding Co., Ltd.	4.50% Notes 2018	100.0000	2018/09/19	2017/11/08
05006	Vanke Real Estate (Hong Kong) Co. Ltd.	3.975% Notes 2027	99.7220	2027/11/09	2017/11/10
05007	Guotai Junan International Holdings Ltd.	2.80% Notes 2018	100.0000	2018/11/08	2017/11/10
05008	KWG Property Holding Ltd.	5.875% Senior Notes 2024	100.0000	2024/11/10	2017/11/13
05009	China Minmetals Corporation	Senior Perpetual Cap Securities	100.0000	-	2017/11/14
05011	Far East Consortium International Ltd.	4.50% Notes 2023	100.0000	2023/05/13	2017/11/14
05012	Yunnan Energy Investment Overseas Finance Co. Ltd.	3.75% Guar. Bonds 2020	99.6380	2020/11/14	2017/11/15
05013	Yunnan Energy Investment Overseas Finance Co. Ltd.	4.25% Guar. Bonds 2022	99.6350	2022/11/14	2017/11/15
05014	ICBCIL Finance Co. Ltd.	3.125% Notes 2022	99.9400	2022/11/15	2017/11/16
05015	ICBCIL Finance Co. Ltd.	3.625% Notes 2022	99.8920	2027/11/15	2017/11/16
05016	Jiayuan International Group Ltd.	8.25% Senior Secured N2018	100.0000	2018/11/14	2017/11/16
05017	China Minsheng Banking Corp., Ltd. HK Branch	2.875% N2020 A	99.8600	2020/11/15	2017/11/16
05018	China Minsheng Banking Corp., Ltd. HK Branch	FR Notes 2020 B	100.0000	2020/11/15	2017/11/16
05010	AVIC International Leasing Co., Ltd.	3.00% Notes 2020	99.7130	2020/11/16	2017/11/17
05019	FWD Group Ltd.	Zero Coupon Subordinated Perpetual Cap Sec	72.6270	-	2017/11/17
05020	China Development Bank	0.375% Notes 2021	99.5650	2021/11/16	2017/11/17
05021	China Development Bank	2.75% Notes 2022	99.7770	2022/11/16	2017/11/17
05022	Eastern Air Overseas (HK) Corp Ltd.	2.80% Guar. Bonds 2010	100.0000	2020/11/16	2017/11/17
05007 [#]	Guotai Junan International Holdings Ltd.	2.80% Notes 2018	100.0000	2018/11/08	2017/11/17
04070	Hong Kong Monetary Authority, The	1.04% Exchange Fund Notes 2019	99.9700	2019/11/20	2017/11/21
05027	Dangdai Int'l Investments Ltd.	7.25% Guar. Senior Notes 2020	100.0000	2020/11/20	2017/11/21
05024	Harvest International Co.	Zero Coupon Guar. Exchangeable Bonds 2022	100.0000	2022/11/21	2017/11/22
05029	Wing Lung Bank Ltd.	3.75% Subordinated Notes 2027	99.8510	2027/11/22	2017/11/23
05030	Franshion Brilliant Ltd.	Subordinated Guar. Perpetual CapSec	100.0000	-	2017/11/24
04234 [#]	The Govt of the HKSAR of the PRC	1.16% Bonds 2022	98.5300	2022/05/18	2017/11/24
05031	JIC Zhixin Ltd.	3.00% Guaranteed Bonds 2022	99.8070	2022/11/24	2017/11/27
05032	JIC Zhixin Ltd.	3.50% Guaranteed Bonds 2027	99.1000	2027/11/24	2017/11/27
05033	CLP Power Hong Kong Financing Ltd.	3.92% Notes 2029	100.0000	2029/11/24	2017/11/27
05035	Oceanwide Holdings Int'l 2017 Co., Ltd.	8.50% Guar. Senior Notes 2019	100.0000	2019/05/28	2017/11/29
05036	Tianqi Finco Co., Ltd.	3.75% Guaranteed Notes 2022	99.5270	2022/11/28	2017/11/29

Newly listed debt securities (continued)

Code	Issuer/company	Name of issue	Issue price	Maturity date	Listing date
05034	Chiyu Bank Corp. Ltd.	Undated Non-Cum Sub Add Tier 1 CapSec	100.0000	-	2017/11/30
05037	Ch State Construct Fin (Cayman) II Ltd.	3.375% Guar. Notes 2022	99.9820	2022/11/29	2017/11/30
05038	Ch State Construct Fin (Cayman) II Ltd.	3.875% Guar. Notes 2027	99.6880	2027/11/29	2017/11/30
05042	Shenzhen Int'l Holdings Ltd.	Senior Perpetual Securities	100.0000	-	2017/11/30
05043	Shanghai Comm Bank Ltd.	3.75% Tier 2 Subordinated Notes 2027	99.7740	2027/11/29	2017/11/30
05039	Times Property Holdings Ltd.	6.60% Senior Notes 2023	99.9000	2023/03/02	2017/12/01
05040	Binhai Investment Co. Ltd.	4.45% Bonds 2020	100.0000	2020/11/30	2017/12/01
05041	Orient Huizhi Ltd.	3.625% Guaranteed Bonds 2022	99.1870	2022/11/30	2017/12/01
05044	Yankuang Group (Cayman) Ltd.	4.75% Bonds 2020	99.3110	2020/11/30	2017/12/01
05045	Mulpha MTN Ltd.	5.75% Notes 2020	100.0000	2020/12/01	2017/12/04
05026	King Talent Management Ltd.	Guar. Subordinated Perpetual CapSec	100.0000	-	2017/12/05
05055	China Cinda Finance (2017) III Ltd.	4.75% Guar. Senior N2037	99.3620	2037/12/04	2017/12/05
86650	Ministry of Finance of the PRC	3.90% CNY Bonds 2019	100.0000	2019/12/04	2017/12/05
86651	Ministry of Finance of the PRC	4.10% CNY Bonds 2022	100.0000	2022/12/04	2017/12/05
86652	Ministry of Finance of the PRC	4.15% CNY Bonds 2027	100.0000	2027/12/04	2017/12/05
05023	Hongkong International (Qingdao) Co. Ltd.	3.75% Bonds 2020	99.8430	2020/12/04	2017/12/05
05048	Hongkong International (Qingdao) Co. Ltd.	4.25% Bonds 2022	99.8440	2022/12/04	2017/12/05
05046	Bank of Communications Co., Ltd. HK Branch	FR Notes 2020	100.0000	2020/12/04	2017/12/05
05047	Bank of Communications Co., Ltd. HK Branch	FR Notes 2022	100.0000	2022/12/04	2017/12/05
05049	China Construction Bank Corporation, HK Branch	2.75% Notes 2020A	99.7120	2020/12/04	2017/12/05
05050	China Construction Bank Corporation, HK Branch	3.00% Notes 2022	99.7240	2022/12/04	2017/12/05
05051	China Construction Bank Corporation, HK Branch	FR Notes 2020B	100.0000	2020/12/04	2017/12/05
05052	Anton Oilfield Services Group	9.75% Senior Notes 2020	99.3660	2020/12/05	2017/12/06
05053	Nanjing Yangzi State-owned Assets Investment Group Co., Ltd.	3.625% Bonds 2022	98.7210	2022/12/05	2017/12/06
05054	Nanjing Yangzi State-owned Assets Investment Group Co., Ltd.	4.50% Bonds 2027	98.5360	2027/12/05	2017/12/06
05056	Chouzhou International Investment Ltd.	4.00% Guar Bonds 2020	99.7960	2020/12/04	2017/12/06
05057	Gansu Provincial Highway Aviation Tourism Invest Gp Co.,Ltd.	1.875% Bonds 2020	99.7780	2020/12/07	2017/12/08
05403 #	KWG Property Holding Ltd.	6.00% Senior Notes 2022	100.2500	2022/09/15	2017/12/08
05058	CGNPC International Ltd.	3.125% Guaranteed Bonds 2022	99.5140	2022/12/12	2017/12/12
05059	CGNPC International Ltd.	3.75% Guaranteed Bonds 2027	99.2580	2027/12/11	2017/12/12
05060	Cheung Kong Infrastructure Finance (BVI) Ltd.	1.00% Guar. Bonds 2024	99.6550	2024/12/12	2017/12/13
05061	Haitian (BVI) International Investment Development Ltd.	3.875% Guar Bonds 2020	99.8510	2020/12/12	2017/12/13
05062	Chengdu Communications Investment Group Corporation Ltd.	4.75% Bonds 2027	99.7010	2027/12/13	2017/12/14
05064	Qinghai Province General Aviation Group Co., Ltd.	6.00% Guar. Bonds 2018	100.0000	2018/12/11	2017/12/14
05063	Shandong Iron and Steel Xinheng International Co. Ltd.	6.50% Guar. Bonds 2021	100.0000	2021/06/14	2017/12/15
05065	Xinxing Industry Investment Co. Ltd.	4.25% Guar. Bonds 2020	99.6020	2020/12/14	2017/12/15
05066	China CITIC Bank Corporation Ltd.	2.875% Bonds 2020A	99.6580	2020/12/14	2017/12/15
05067	China CITIC Bank Corporation Ltd.	3.125% Bonds 2022A	99.5370	2022/12/14	2017/12/15
05068	China CITIC Bank Corporation Ltd.	Floating Rate Bonds 2020B	100.0000	2020/12/14	2017/12/15
05069	China CITIC Bank Corporation Ltd.	Floating Rate Bonds 2022B	100.0000	2022/12/14	2017/12/15
05070	Wuhan State-owned Assets Management Ltd. Co.	3.80% Notes 2020	99.7950	2020/12/18	2017/12/19
05071	CIFI Holdings (Group) Co. Ltd.	Senior Perpetual Cap Sec	100.0000	-	2017/12/20
05072	Yangzhou Urban Construction State-Owned Assets Holding (Group) Co., Ltd.	4.375% Notes 2020	99.8920	2020/12/19	2017/12/20

Newly listed debt securities (continued)

Code	Issuer/company	Name of issue	Issue price	Maturity date	Listing date
05073	Urumqi Gaoxin Investment and Development Group Co. Ltd.	5.20% Bonds 2020	99.1810	2020/12/20	2017/12/21
05074	Huzhou City Investment Development Group Co. Ltd.	4.875% Notes 2020	99.8650	2020/12/20	2017/12/21
05075	Charming Light Investments Ltd.	4.375% Notes 2027	99.4480	2027/12/21	2017/12/22
05076	Charming Light Investments Ltd.	Floating Rate Notes 2020	100.0000	2020/12/21	2017/12/22
05077	Charming Light Investments Ltd.	Unsubordinated Guar Perpetual Sec	100.0000	-	2017/12/22
05078	Luso International Banking Ltd.	5.375% Subordinated Capital Notes 2027	100.0000	2027/12/28	2017/12/29
05257 [#]	China Logistics Property Holdings Co., Ltd.	8.00% Senior N2020	99.9860	2020/08/08	2017/12/29
05080	China Development Bank	3.00% Notes 2022	99.4710	2022/12/28	2017/12/29
05081	Hanrui Overseas Investment Co., Ltd.	6.25% Guar. Bonds 2020	99.3280	2020/12/28	2017/12/29

[#] Further issue

Withdrawal of listed debt securities

Code	Stock name	Last trading date	Delisted date	Maturity date
06007	Bank of Communications Co., Ltd. HK Branch 2.125% Notes 2017	2017/01/11	2017/01/17	2017/01/15
85903	China Development Bank Corporation 3.45% CNY Bonds 2017	2017/01/11	2017/01/17	2017/01/16
85939	Kunzhi Ltd. 5.875% Guaranteed CNY Bonds 2017	2017/01/11	2017/01/17	2017/01/15
85940	China Electronics Corp Holdings Co. Ltd. 4.7% CNY Bonds 2017	2017/01/11	2017/01/17	2017/01/16
85942	Bank of China Ltd. 3.45% CNY Notes 2017	2017/01/11	2017/01/17	2017/01/16
85943	Agricultural Development Bank of China 3.28% CNY Bonds 2017	2017/01/11	2017/01/17	2017/01/16
86014	Agricultural Development Bank of China 3.50% CNY Bonds 2017	2017/01/12	2017/01/18	2017/01/17
06009	Bank of China Ltd. 2.125% Notes 2017	2017/01/18	2017/01/24	2017/01/23
85944	Starway Assets Enterprises Inc. 4.1% Guar. CNY Bonds 2017	2017/01/18	2017/01/24	2017/01/22
04530	LS Finance (2017) Ltd. 5.25% Guaranteed Bonds 2017	2017/01/23	2017/01/27	2017/01/26
05925	Texhong Textile Group Ltd. 6.5% Senior Notes 2019	2017/01/23	2017/01/27	2019/01/18
85946	Universal Number One Co Ltd 5.7% Guar. Secured CNY Bonds 2017	2017/01/24	2017/02/01	2017/01/29
04531	Wharf Finance Ltd. 4.625% Guaranteed Notes 2017	2017/02/03	2017/02/09	2017/02/08
04532	Henderson Land MTN Ltd. 4.75% Notes 2017	2017/02/09	2017/02/15	2017/02/14
04533	China Overseas Finance (Cayman) IV Ltd. 4.875% Notes 2017	2017/02/10	2017/02/16	2017/02/15
85947	Central Plaza Development Ltd. 5.75% Guar. CNY Notes 2017	2017/02/14	2017/02/20	2017/02/17
04059	Hong Kong Monetary Authority 0.43% Exchange Fund Notes 2017	2017/02/15	2017/02/20	2017/02/20
04536	Hong Kong Mortgage Corporation Ltd. FR Notes 2017, The	2017/02/17	2017/02/23	2017/02/22
04535	Wheelock Finance Ltd. 4.75% Guaranteed Notes 2017	2017/02/20	2017/02/24	2017/02/23
06016	CIFI Holdings (Group) Co. Ltd. 8.875% Senior Notes 2019	2017/02/21	2017/02/27	2019/01/27
06028	Jingneng Inv Group Co.,Ltd. 2.75% Credit Enhanced Bonds 2017	2017/02/22	2017/02/28	2017/02/26
85949	China CITIC Bank Corporation Ltd. 4.125% CNY Bonds 2017	2017/02/22	2017/02/28	2017/02/27
06014	Yuzhou Properties Co. Ltd. 8.625% Senior Notes 2019	2017/02/23	2017/03/01	2019/01/24
85950	Agile Group Holdings Ltd. 6.5% Senior CNY Notes 2017	2017/02/23	2017/03/01	2017/02/28
86020	China Baowu Steel Group Corporation Ltd. 4.15% CNY Bonds 2017	2017/02/24	2017/03/02	2017/03/01
05704	Hong Kong Mortgage Corporation Ltd. FR Notes 2017, The	2017/02/28	2017/03/06	2017/03/03
05706	Horsepower Finance Ltd. 2.1% Guaranteed Notes 2017	2017/02/28	2017/03/06	2017/03/03
01646	PLDT Inc. 8.35% Notes 2017	2017/03/01	2017/03/07	2017/03/06
05705	Far East Horizon Ltd. 4.625% Notes 2017	2017/03/01	2017/03/07	2017/03/06
01514	SHK Ppt (Cap Market) Ltd. 5.375% Guaranteed Instruments 2017	2017/03/03	2017/03/09	2017/03/08
05903	KWG Property Holding Ltd. 8.625% Senior Notes 2020	2017/03/03	2017/03/09	2020/02/05
04025	Hong Kong Monetary Authority 0.55% Exchange Fund Notes 2017	2017/03/15	2017/03/20	2017/03/20
85951	China Development Bank Corporation 3.35% CNY Notes 2017	2017/03/15	2017/03/21	2017/03/20
05712	Times Property Holdings Ltd. 12.625% Senior Notes 2019	2017/03/24	2017/03/30	2019/03/21
05717	China Construction Bank (Asia) Corp Ltd. 2.375% Notes 2017	2017/03/29	2017/04/05	2017/04/01
04220	The Govt of the HKSAR of the PRC 1.02% Bonds 2017	2017/04/05	2017/04/10	2017/04/10
05719	Sinopec Gp Overseas Dev (2014) Ltd. 1.75% Senior Notes 2017	2017/04/05	2017/04/11	2017/04/10
05722	Sinopec Gp Overseas Dev (2014) Ltd. Senior FR Notes 2017	2017/04/05	2017/04/11	2017/04/10
85956	AVIC Int'l Finance & Investment Ltd. 4.8% CNY Bonds 2017	2017/04/05	2017/04/11	2017/04/10
85957	China Merchants Bank Co., Ltd. 4.10% CNY Bonds 2017	2017/04/05	2017/04/11	2017/04/10
04541	MTR Corporation (C.I.) Ltd. 2.0% Fixed Rate Notes 2017	2017/04/07	2017/04/13	2017/04/12
85958	China Unicom (Hong Kong) Ltd. 4% Senior CNY Notes 2017	2017/04/11	2017/04/19	2017/04/16
04543	CNPC General Capital Ltd. 2.75% Guaranteed Senior Notes 2017	2017/04/12	2017/04/20	2017/04/19
04542	Shenzhen International Holdings Ltd. 4.375% Senior Notes 2017	2017/04/13	2017/04/21	2017/04/20

Withdrawal of listed debt securities (continued)

Code	Stock name	Last trading date	Delisted date	Maturity date
05725	China LotSynergy Holdings Ltd. 5.00% Convertible Bonds 2019	2017/04/19	2017/04/26	2019/04/17
85959	Guosen Securities (Overseas) Co. Ltd. 6.4% CNY Bonds 2017	2017/04/19	2017/04/25	2017/04/24
05733	Tencent Holdings Ltd. 2% Senior Notes 2017	2017/04/26	2017/05/04	2017/05/02
05737	CNOOC Nexen Finance (2014) ULC 1.625% Guaranteed Notes 2017	2017/04/26	2017/05/04	2017/04/30
04549	K. Wah Int'l Financial Services Ltd. 5.375% Guar. Notes 2017	2017/04/27	2017/05/05	2017/05/04
85960	China Power International Dev Ltd. 4.5% CNY Bonds 2017	2017/05/04	2017/05/10	2017/05/09
85961	Ch Chengtong Dev Group Ltd. 4% Credit Enhanced CNY Bonds 2017	2017/05/04	2017/05/10	2017/05/09
05727	Chalco Hong Kong Investment Co. Ltd. Senior Perpetual CapSec	2017/05/08	2017/05/12	-
05749	CNPC General Capital Ltd. Guar. Senior FR Notes 2017	2017/05/10	2017/05/16	2017/05/14
85965	Sinochem Offshore Cap Co. Ltd. 3.55% Senior Guar. CNY N2017	2017/05/10	2017/05/16	2017/05/13
85966	Rizhao Port (HK) Co.Ltd.4.25% Credit Enhanced CNY Bonds 2017	2017/05/10	2017/05/16	2017/05/15
85967	Power Construction Corporation of China 4.2% CNY Notes 2017	2017/05/10	2017/05/16	2017/05/15
04551	Yancoal Int'l Res Dev Co., Ltd. 4.461% Guaranteed Notes 2017	2017/05/11	2017/05/17	2017/05/16
04553	Sinopec Gp Overseas Dev (2012) Ltd. 2.75% Senior Notes 2017	2017/05/12	2017/05/18	2017/05/17
05751	Maoye International Holdings Ltd. 7.75% Senior Notes 2017	2017/05/16	2017/05/22	2017/05/19
04060	Hong Kong Monetary Authority 0.46% Exchange Fund Notes May17	2017/05/17	2017/05/22	2017/05/22
85969	Shanghai Pudong Dev Bank Co., Ltd. 4.08% CNY Bonds 2017	2017/05/17	2017/05/23	2017/05/22
85970	Sure Best Management Ltd. 4.75% Guaranteed CNY Notes 2017	2017/05/17	2017/05/23	2017/05/22
86616	Ministry of Finance of the PRC 2.53% CNY Bonds 2017	2017/05/17	2017/05/22	2017/05/22
05931	China Oil And Gas Group Ltd. 5.25% Senior Notes 2018	2017/05/24	2017/05/31	2018/04/25
05967	China ZhengTong Auto Ser Hldg 4.5%Credit Enhanced Bonds 2018	2017/05/25	2017/06/01	2018/06/16
85971	Unican Ltd. 5.80% Guaranteed CNY Notes 2017	2017/05/25	2017/06/01	2017/05/30
85972	Maikun Investment Co., Ltd. 4.5% Guaranteed CNY Notes 2017	2017/06/01	2017/06/07	2017/06/06
05761	China Merchants Bank Co., Ltd. 2.375% Notes 2017	2017/06/07	2017/06/13	2017/06/12
85973	Sinotrans Sailing Ltd. 4.5% CNY Bonds 2017	2017/06/07	2017/06/13	2017/06/10
85974	Soar Rise Ltd. 4.375% Credit Enhanced CNY Bonds 2017	2017/06/08	2017/06/14	2017/06/13
85975	China Minmetals Corporation 4.25% CNY Bonds 2017	2017/06/13	2017/06/19	2017/06/16
04027	Hong Kong Monetary Authority 0.44% Exchange Fund Notes 2017	2017/06/14	2017/06/19	2017/06/19
85976	HK Huafa Invest Hldgs Co. Ltd.4.25%Credit Enhanced CNY B2017	2017/06/14	2017/06/20	2017/06/18
05765	Cheung Kong Infrastructure Finance (BVI) Ltd. FR Notes 2017	2017/06/15	2017/06/21	2017/06/20
85977	Beijing Capital (Hong Kong) Ltd. 4.70% CNY Bonds 2017	2017/06/15	2017/06/21	2017/06/20
86027	Agricultural Development Bank of China 3.35% CNY Bonds 2017	2017/06/19	2017/06/23	2017/06/22
04167	Hong Kong Monetary Authority 4.85% Exchange Fund Notes 2017	2017/06/22	2017/06/27	2017/06/27
85979	Eastern Creation II Invest Hldgs Ltd. 3.75% Guar. CNY N2017	2017/06/22	2017/06/28	2017/06/27
86602	Ministry of Finance of the PRC 2.56% CNY Bonds 2017	2017/06/26	2017/06/29	2017/06/29
85980	Hua Xia Bank Co., Ltd. 4.95% CNY Bonds 2017	2017/06/27	2017/07/03	2017/06/30
05764	Far East Horizon Ltd. Senior Perpetual Capital Securities	2017/06/28	2017/07/04	-
05766	Wheelock Finance Ltd. 2.75% Guaranteed Notes 2017	2017/06/28	2017/07/04	2017/07/02
85981	Hang Seng Bank (China) Ltd. 3.25% CNY Notes 2017	2017/06/28	2017/07/04	2017/07/03
85982	China City Construction (Int'l) Co., Ltd.5.35% CNY Bonds 2017	2017/06/28	2017/07/04	2017/07/03
05758	Logan Property Holdings Co. Ltd. 11.25% Senior Notes 2019	2017/07/07	2017/07/14	2019/06/04
04559	Cheung Kong Bond Sec (02)Ltd. 5.25% Guar. Senior Perpetual Sec	2017/07/12	2017/07/18	-
05773	Huarong Finance Co., Ltd. 3.00% Guaranteed Notes 2017	2017/07/12	2017/07/18	2017/07/17
05775	Skyland Mining (BVI) Ltd. 3.50% Guaranteed Bonds 2017	2017/07/12	2017/07/18	2017/07/17

Withdrawal of listed debt securities (continued)

Code	Stock name	Last trading date	Delisted date	Maturity date
85983	Times Property Holdings Ltd. 10.375% Senior CNY Notes 2017	2017/07/12	2017/07/18	2017/07/16
85984	Jinchuan Group Co., Ltd. 4.75% CNY Bonds 2017	2017/07/12	2017/07/18	2017/07/17
85985	ITNL International Pte. Ltd. 8.00% CNY Bonds 2017	2017/07/12	2017/07/18	2017/07/17
85988	Yieldking Investment Ltd. 5.15% Guaranteed CNY Bonds 2017	2017/07/26	2017/08/01	2017/07/31
04560	Dynamic Talent Ltd. 4.75% Guaranteed Notes 2017	2017/07/27	2017/08/02	2017/08/01
04599	Hengdeli Holdings Ltd. 6.25% Senior Notes 2018	2017/07/31	2017/08/04	2018/01/29
05786	Greenland Hong Kong Holdings Ltd. 4.375% Notes 2017	2017/08/02	2017/08/08	2017/08/07
04222	The Govt of the HKSAR of the PRC iBonds 2017	2017/08/08	2017/08/11	2017/08/11
85720	HNA Tourism Finance Ltd. 9.25% Guaranteed CNY Notes 2017	2017/08/09	2017/08/15	2017/08/12
05990	China Evergrande Group 8.75% Senior Notes 2018	2017/08/10	2017/08/16	2018/10/30
05787	Jingrui Holdings Ltd. 13.625% Senior Notes 2019	2017/08/11	2017/08/17	2019/08/08
04061	Hong Kong Monetary Authority 0.46% Exchange Fund Notes Aug17	2017/08/16	2017/08/21	2017/08/21
05783	Redco Properties Group Ltd. 13.75% Senior Notes 2019	2017/08/16	2017/08/22	2019/08/01
05399	Ch Energy Reserve & Chem Gp Fin III Ltd 4.75% Guar. B2018	2017/08/22	2017/08/28	2018/03/08
05579	Hsin Chong Group Holdings Ltd. 6.00% Conv. Bonds 2017	2017/08/22	2017/08/28	2017/11/20
05969	Greentown China Holdings Ltd. 8% Senior Notes 2019	2017/08/28	2017/09/01	2019/03/24
85991	Zhongtai Int'l Finance (BVI) Co. Ltd. 6.25% Senior CNY B2017	2017/09/06	2017/09/12	2017/09/10
04031	Hong Kong Monetary Authority 0.25% Exchange Fund Notes 2017	2017/09/13	2017/09/18	2017/09/18
05562	Greenland Global Investment Ltd. 4.30% Notes 2017	2017/09/13	2017/09/19	2017/09/16
05802	Ch Great Wall Int'l Holdings Ltd. 2.5% Credit Enhanced B2017	2017/09/13	2017/09/19	2017/09/17
85994	Unican Ltd. 5.60% Guaranteed CNY Notes 2017	2017/09/13	2017/09/19	2017/09/18
04566	Sino (MTN) Ltd. 3.25% Notes 2017	2017/09/18	2017/09/22	2017/09/21
06026	Agile Group Holdings Ltd. 8.375% Senior Notes 2019	2017/09/19	2017/09/25	2019/02/18
04567	Sun Hung Kai & Co. (BVI) Ltd. 6.375% Guaranteed Notes 2017	2017/09/21	2017/09/27	2017/09/26
05762	Shenzhou Int'l Group Holdings Ltd. 0.50% Conv. Bonds 2019	2017/09/27	2017/10/09	2019/06/18
05807	Zhejiang Energy International Ltd. 2.30% Bonds 2017	2017/09/27	2017/10/04	2017/09/30
04569	Ch Res Cement Hldgs 2.125% Credit Enhanced Senior Bonds 2017	2017/09/29	2017/10/09	2017/10/05
06011	China Aoyuan Property Group Ltd. 11.25% Senior Notes 2019	2017/09/29	2017/10/09	2019/01/17
05811	Sunshine 100 China Holdings Ltd. 12.75% Senior Notes 2017	2017/10/03	2017/10/10	2017/10/08
05813	Advance Wisdom Investments Ltd. 2.10% Guaranteed Notes 2017	2017/10/11	2017/10/17	2017/10/16
05948	Bright Food Hong Kong Ltd. 3% Guaranteed Notes 2018	2017/10/11	2017/10/19	2018/05/21
85995	Bohai General Capital Ltd. 6.40% Guaranteed CNY Bonds 2017	2017/10/11	2017/10/17	2017/10/16
05814	Greenland Global Investment Ltd. 3.50% Notes 2017	2017/10/12	2017/10/18	2017/10/17
04572	RH International Finance Ltd. 4.25% Guaranteed Notes 2017	2017/10/16	2017/10/20	2017/10/19
04325	PHBS Ltd. 6.625% Guaranteed Perpetual Capital Securities	2017/10/18	2017/10/24	-
85996	Yunnan Energy Investment (Overseas) Co. Ltd. 5.50% CNY B2017	2017/10/18	2017/10/24	2017/10/21
04578	Franshion Investment Ltd. 4.70% Guaranteed Senior Notes 2017	2017/10/23	2017/10/27	2017/10/26
05818	HBIS Group HK Co., Ltd. 2.75% Credit Enhanced Notes 2017	2017/10/24	2017/10/30	2017/10/27
05983	Wynn Macau, Ltd. 5.25% Senior Notes 2021	2017/10/24	2017/10/30	2021/10/15
05736	Far East Horizon Ltd. 4.25% Notes 2017	2017/10/25	2017/10/31	2017/10/30
85714	Qianhai Financial Holdings 4.55% Credit Enhanced CNY B2017	2017/10/25	2017/10/31	2017/10/28
01604	Wharf Finance Ltd. 6.125% Guaranteed Notes 2017	2017/11/01	2017/11/07	2017/11/06
04224	The Govt of the HKSAR of the PRC 0.83% Bonds 2017	2017/11/01	2017/11/06	2017/11/06
05770	Ch Yongda Automobiles Services 1.50% USD Settled Conv. B2019	2017/11/02	2017/11/09	2019/07/18

Withdrawal of listed debt securities (continued)

Code	Stock name	Last trading date	Delisted date	Maturity date
04062	Hong Kong Monetary Authority 0.42% Exchange Fund Notes 2017	2017/11/15	2017/11/20	2017/11/20
05831	Eastern Creation II Invest Holdings Ltd. 2.625% Guar. N2017	2017/11/15	2017/11/21	2017/11/20
85702	Ch High Speed Transmission Equip Group 8.30% Guar. CNY B2017	2017/11/15	2017/11/21	2017/11/19
85703	Wanhua Chemical Int'l Holding Co., Ltd.4.50% Guar. CNY B2017	2017/11/15	2017/11/21	2017/11/19
85704	Ch Singyes Solar Tech Holdings Ltd. 7.875% Senior CNY N2017	2017/11/16	2017/11/22	2017/11/21
86622	Ministry of Finance of the PRC 2.74% CNY Bonds 2017	2017/11/16	2017/11/21	2017/11/21
05834	CNPC General Capital Ltd. 1.95% Guaranteed Notes 2017A	2017/11/22	2017/11/28	2017/11/25
05835	CNPC General Capital Ltd. FR Guaranteed Notes 2017B	2017/11/22	2017/11/28	2017/11/25
05837	Amipeace Ltd. 2.375% Guaranteed Notes 2017	2017/11/22	2017/11/28	2017/11/26
85705	Orient Hongsheng Ltd. 6.50% Guaranteed CNY Bonds 2017	2017/11/22	2017/11/28	2017/11/26
85706	Yufu Eternity Ltd. 5.625% Guaranteed CNY Notes 2017	2017/11/22	2017/11/28	2017/11/26
85722	China Construction Bank (Asia) Corp Ltd.4.00% CNY Notes 2017	2017/11/22	2017/11/28	2017/11/26
05588	Alibaba Group Holding Ltd. Floating Rate Senior Notes 2017C	2017/11/23	2017/11/29	2017/11/28
05589	Alibaba Group Holding Ltd. 1.625% Senior Notes 2017D	2017/11/23	2017/11/29	2017/11/28
05840	Alibaba Group Holding Ltd. Floating Rate Senior Notes 2017A	2017/11/23	2017/11/29	2017/11/28
05841	Alibaba Group Holding Ltd. 1.625% Senior Notes 2017B	2017/11/23	2017/11/29	2017/11/28
04585	Amber Circle Funding Ltd. 2.00% Guaranteed Notes 2017	2017/11/29	2017/12/05	2017/12/04
04172	Hong Kong Monetary Authority 3.52% Exchange Fund Notes 2017	2017/11/30	2017/12/05	2017/12/05
04587	K. Wah International Financial Services Ltd. FR Notes 2017	2017/11/30	2017/12/06	2017/12/05
05810	Geely Automobile Holdings Ltd. 5.25% Senior Notes 2019	2017/12/04	2017/12/08	2019/10/06
05851	Logan Property Holdings Co. Ltd. 9.75% Senior Notes 2017	2017/12/05	2017/12/11	2017/12/08
05852	Agricultural Bank of China Ltd. HK Branch 2.25% Notes 2017	2017/12/06	2017/12/12	2017/12/09
85708	Zhuhai Da Heng Qin Invest 4.75% Credit Enhanced CNY B2017	2017/12/06	2017/12/12	2017/12/11
05853	Yuzhou Properties Co. Ltd. 9.00% Senior Notes 2019	2017/12/12	2017/12/18	2019/12/08
04034	Hong Kong Monetary Authority 0.27% Exchange Fund Notes 2017	2017/12/13	2017/12/18	2017/12/18
05785	KWG Property Holding Ltd. 8.25% Senior Notes 2019	2017/12/13	2017/12/19	2019/08/05
85709	Golden Wheel Tiandi Holdings Co Ltd. 10.80% Senior CNY N2017	2017/12/13	2017/12/19	2017/12/16
86636	Ministry of Finance of the PRC 3.45% CNY Bonds 2017	2017/12/13	2017/12/18	2017/12/18
85710	Jingneng Clean Energy Invest 4.30% Senior Guar CNY B2017	2017/12/20	2017/12/28	2017/12/23

Debt securities trading by type of issue, 2013-2017

HK\$ mil

Year/month	No. of issues	Bank	State	State		Other corporation	Total
				corporation	Supranational		
2013	403	0.00	4,462.50	0.00	0.00	0.40	4,462.90
2014	640	0.00	6,086.75	0.00	0.00	0.00	6,086.75
2015	762	0.00	9,380.57	0.00	0.00	0.00	9,380.57
2016*	892	66.10	10,422.67	7,402.91	0.00	3,386.57	21,278.25
2017	1,047	1,246.98	6,478.46	34,805.09	7.07	17,958.70	60,496.31
2017 Jan	907	7.29	273.11	1,544.57	0.00	265.52	2,090.49
Feb	914	27.50	603.79	2,380.25	0.00	663.64	3,675.18
Mar	936	5.42	720.28	2,211.68	0.00	290.52	3,227.89
Apr	959	200.93	398.09	4,462.69	1.61	2,002.89	7,066.21
May	965	314.68	575.97	3,649.04	2.16	3,206.82	7,748.68
Jun	970	216.53	439.05	5,025.43	2.19	3,259.15	8,942.35
Jul	983	83.79	689.60	3,285.84	1.10	2,343.82	6,404.16
Aug	983	238.57	1,262.50	2,766.21	0.00	1,638.53	5,905.82
Sep	996	55.55	382.08	3,149.03	0.00	1,982.07	5,568.73
Oct	994	20.51	351.10	1,982.07	0.00	837.13	3,190.82
Nov	1,015	31.27	418.65	2,128.72	0.00	603.32	3,181.96
Dec	1,047	44.93	364.24	2,219.55	0.00	865.30	3,494.02

*Figures have been adjusted following the revised classification of debt securities

Nominal value of listed debt securities as at the end of 2017

Major group	No. of issuers		Nominal amount (HK\$mil)
Bank	9	33	120,947.55
State	7	109	308,987.03
State corporation	256	583	2,611,216.16
Supranational	1	1	1,414.20
Other Corporation	130	321	990,627.49
Total	403	1,047	4,033,192.43

Listed debt securities, 2013-2017

Country	2013		2014		2015		2016		2017	
	No. of issues	Nominal amount (HK\$mil)	No. of issues	Nominal amount (HK\$mil)	No. of issues	Nominal amount (HK\$mil)	No. of issues	Nominal amount (HK\$mil)	No. of issues	Nominal amount (HK\$mil)
Hong Kong	331	1,114,994.60	536	1,845,950.01	645	2,261,080.64	734	2,647,152.20	831	3,133,897.88
PRC	47	150,386.45	79	256,409.26	90	330,698.02	129	465,699.20	186	741,778.73
Foreign	24	112,006.94	24	117,574.21	26	148,687.04	28	144,397.04	29	156,101.63
Supranational	1	1,406.10	1	1,406.10	1	1,406.10	1	1,406.10	1	1,414.20
Total	403	1,378,794.08	640	2,221,339.57	762	2,741,871.80	892	3,258,654.54	1,047	4,033,192.43

Newly listed unit trusts and mutual funds

Code	Unit trust/mutual fund	Fund manager	Issue price (HK\$)	No. of unit offer	Amount		Listing date
					raised (HK\$mil)	Subscription rate (times)	
07210	XIE Shares Chimerica FTSE N Sh Daily (2x) Leveraged Product	Enhanced Investment Products Limited	n.a.	n.a.	n.a.	n.a.	2017/02/08
07200	CSOP HSI Daily (2x) Leveraged Product	CSOP Asset Management Limited	n.a.	n.a.	n.a.	n.a.	2017/03/14
07288	CSOP HSCEI Daily (2x) Leveraged Product	CSOP Asset Management Limited	n.a.	n.a.	n.a.	n.a.	2017/03/14
07300	CSOP HSI Daily (-1x) Inverse Product	CSOP Asset Management Limited	n.a.	n.a.	n.a.	n.a.	2017/03/14
07388	CSOP HSCEI Daily (-1x) Inverse Product	CSOP Asset Management Limited	n.a.	n.a.	n.a.	n.a.	2017/03/14
07205	Samsung HSI Daily (2x) Leveraged Product	Samsung Asset Management (Hong Kong) Limited	n.a.	n.a.	n.a.	n.a.	2017/03/14
07228	Samsung HSCEI Daily (2x) Leveraged Product	Samsung Asset Management (Hong Kong) Limited	n.a.	n.a.	n.a.	n.a.	2017/03/14
07312	Samsung HSI Daily (-1x) Inverse Product	Samsung Asset Management (Hong Kong) Limited	n.a.	n.a.	n.a.	n.a.	2017/03/14
07328	Samsung HSCEI Daily (-1x) Inverse Product	Samsung Asset Management (Hong Kong) Limited	n.a.	n.a.	n.a.	n.a.	2017/03/14
07221	ChinaAMC Direxion HSI Daily (2x) Leveraged Product	China Asset Management (Hong Kong) Limited	n.a.	n.a.	n.a.	n.a.	2017/03/14
07267	ChinaAMC Direxion HSCEI Daily (2x) Leveraged Product	China Asset Management (Hong Kong) Limited	n.a.	n.a.	n.a.	n.a.	2017/03/14
07321	ChinaAMC Direxion HSI Daily (-1x) Inverse Product	China Asset Management (Hong Kong) Limited	n.a.	n.a.	n.a.	n.a.	2017/03/14
07341	ChinaAMC Direxion HSCEI Daily (-1x) Inverse Product	China Asset Management (Hong Kong) Limited	n.a.	n.a.	n.a.	n.a.	2017/03/14
07231	Mirae Asset Horizons HSI Daily (2x) Leveraged Product	Mirae Asset Global Investments (Hong Kong) Limited	n.a.	n.a.	n.a.	n.a.	2017/03/14
07230	Mirae Asset Horizons HSCEI Daily (2x) Leveraged Product	Mirae Asset Global Investments (Hong Kong) Limited	n.a.	n.a.	n.a.	n.a.	2017/03/14
07336	Mirae Asset Horizons HSI Daily (-1x) Inverse Product	Mirae Asset Global Investments (Hong Kong) Limited	n.a.	n.a.	n.a.	n.a.	2017/03/14
07362	Mirae Asset Horizons HSCEI Daily (-1x) Inverse Product	Mirae Asset Global Investments (Hong Kong) Limited	n.a.	n.a.	n.a.	n.a.	2017/03/14
07302	E Fund Yuanta HSI Daily (-1x) Inverse Product	E Fund Management (Hong Kong) Co., Limited	n.a.	n.a.	n.a.	n.a.	2017/03/20
07242	E Fund Yuanta HSI Daily (2x) Leveraged Product	E Fund Management (Hong Kong) Co., Limited	n.a.	n.a.	n.a.	n.a.	2017/08/25
02803	Premia CSI Caixin China Bedrock Economy ETF	Premia Partners Company Limited	n.a.	n.a.	n.a.	n.a.	2017/10/24
03173	Premia CSI Caixin China New Economy ETF	Premia Partners Company Limited	n.a.	n.a.	n.a.	n.a.	2017/10/24
03080	Ping An of China CSI 5-10Y CGB ETF	Ping An of China Asset Management (Hong Kong) Company Limited	n.a.	n.a.	n.a.	n.a.	2017/12/29

Withdrawal of listed unit trusts and mutual funds

Code	Unit trust/mutual fund	Last trading date	Delisted date
03001	iShares CSI A-Share Consumer Discretionary Index ETF	2016/12/16	2017/02/24
03050	iShares CSI A-Share Energy Index ETF	2016/12/16	2017/02/24
03039	iShares CSI A-Share Materials Index ETF	2016/12/16	2017/02/24
03006	iShares CSI A-Share Infrastructure Index ETF	2016/12/16	2017/02/24
02841	iShares CSI A-Share Consumer Staples Index ETF	2016/12/16	2017/02/24
03139/83139	iShares RMB Bond Index ETF	2016/12/16	2017/02/24
02829	iShares CSI A-Share Financials Index ETF	2017/02/24	2017/04/28
03026	db x-trackers II AUSTRALIAN DOLLAR CASH UCITS ETF	2017/05/26	2017/09/19
03057	db x-trackers CSI300 HEALTH CARE UCITS ETF	2017/07/12	2017/09/19
03009	db x-trackers MSCI EMERGING MARKETS INDEX UCITS ETF	2017/07/12	2017/09/19
03035	db x-trackers MSCI EM ASIA INDEX UCITS ETF	2017/07/12	2017/09/19
03061	db x-trackers CSI300 BANKS UCITS ETF	2017/07/12	2017/09/19
03025	db x-trackers CSI300 CONSUMER DISCRETIONARY UCITS ETF	2017/07/12	2017/09/19
03062	db x-trackers CSI300 MATERIALS UCITS ETF	2017/07/12	2017/09/19
02816	db x-trackers CSI300 REAL ESTATE UCITS ETF	2017/07/12	2017/09/19
03052	db x-trackers CSI300 UTILITIES UCITS ETF	2017/07/12	2017/09/19
03005	db x-trackers CSI300 INDUSTRIALS UCITS ETF	2017/07/12	2017/09/19
02844	db x-trackers CSI300 FINANCIALS UCITS ETF	2017/07/12	2017/09/19
03063	db x-trackers CSI300 TRANSPORTATION UCITS ETF	2017/07/12	2017/09/19
03045	db x-trackers MSCI INDIA INDEX UCITS ETF	2017/07/12	2017/09/19
03106	db x-trackers MSCI Pakistan IM Index UCITS ETF	2017/07/12	2017/09/19
03017	db x-trackers CSI300 ENERGY UCITS ETF	2017/07/12	2017/09/19
03013	db x-trackers MSCI AC Asia Ex Jap H Div Yield Idx UCITS ETF	2017/07/12	2017/09/19
03105	db x-trackers MSCI Bangladesh IM Index UCITS ETF	2017/07/12	2017/09/19
07311	Samsung TOPIX Daily (-1x) Inverse Product	2017/07/31	2017/09/29
03124	Samsung HSI Futures ETF	2017/07/31	2017/09/29
07250	Samsung KOSPI 200 Daily (2x) Leveraged Product	2017/07/31	2017/09/29
03134	Samsung HSI Futures RMB FX ETF	2017/07/31	2017/09/29
07326	Samsung KOSPI 200 Daily (-1x) Inverse Product	2017/07/31	2017/09/29
07255	Samsung TOPIX Daily (2x) Leveraged Product	2017/07/31	2017/09/29
02817	W.I.S.E. – CSI HK Listed Mainland Consumption Tracker	2017/09/07	2017/11/07
02839	W.I.S.E. – CSI HK Listed Mainland Real Estate Tracker	2017/09/07	2017/11/07
03054	Mirae Asset Horizons S&P Emerging Asia Consumer ETF	2017/11/02	2017/12/29
03153	Mirae Asset Horizons S&P Asia ex Japan Healthcare ETF	2017/11/02	2017/12/29

Individual performance on unit trusts and mutual funds as at the end of 2017

Code	Name	Closing price [#]		Change (%)	Turnover value (HK\$mil) *	Market value [#] (HK\$mil)
		2017 (HK\$)	2016 (HK\$)			
Exchange Traded Funds (ETFs)						
02819	ABF HK IDX ETF	100.55	98.45	2.13	33.47	2,885.38
02821	ABF PAIF	US\$117.00	US\$111.00	5.41	120.45	29,994.51
02843	AMUNDI A50	15.72	11.02	42.65	122.01	526.62
82843	AMUNDI A50-R	RMB13.14	RMB9.90	32.73	90.77	-
03012	AMUNDI HK35	22.15	16.82	31.69	80.00	177.20
83012	AMUNDI HK35-R	RMB18.48	RMB15.14	22.06	72.64	-
03121	BMO AP REAL EST	11.14	8.83	26.16	17.15	55.70
03145	BMO ASIA HIGHDV	10.04	7.31	37.35	105.12	583.32
03141	BMO ASIA IGBOND	15.55	15.00	3.67	256.61	930.67
03165	BMO EU QLT Y HDG	10.64	9.20	15.65	176.09	75.54
03143	BMO HK BANKS	9.37	7.43	26.11	29.94	146.17
03160	BMO JAPAN HDG	11.48	9.50	20.84	182.25	347.84
03086	BMO NASDAQ100	13.04	9.94	31.19	84.17	70.42
02832	BOSERA FA50	7.97	5.64	41.31	3.01	23.91
82832	BOSERA FA50-R	RMB6.50	RMB5.08	27.95	2.06	-
03180	CAM CES A80	15.30	11.40	34.21	5.15	4.59
83180	CAM CES A80-R	RMB13.02	RMB10.18	27.90	4.69	-
03188	CAM CSI300	49.40	37.65	31.21	95,812.76	13,019.37
83188	CAM CSI300-R	RMB41.15	RMB33.85	21.57	3,033.57	-
03157	CAM SCSMALLCAP	25.30	20.95	20.76	61.88	60.72
03171	COMSTAGE DAX	120.10	93.00	29.14	3.22	127.14
03177	COMSTAGE DIVDAX	169.80	132.70	27.96	7.61	79.34
03008	C-SHS CSI 300	20.85	16.32	27.76	1.47	12.51
83008	C-SHS CSI 300-R	RMB17.60	RMB15.20	15.79	1.45	-
03132	C-SHS CSI HLC	21.95	17.98	22.08	3.00	13.17
83132	C-SHS CSI HLC-R	RMB18.20	RMB16.16	12.62	4.52	-
03107	C-SHS CSI STA	22.35	13.48	65.80	4.92	6.71
83107	C-SHS CSI STA-R	RMB18.52	RMB12.02	54.08	4.35	-
03129	CSOP 300SMART	16.18	13.04	24.08	2.95	16.18
83129	CSOP 300SMART-R	RMB13.46	RMB11.68	15.24	1.19	-
03199	CSOP 5YCGBOND	122.00	118.95	2.56	160.00	828.38
83199	CSOP 5YCGBOND-R	RMB101.80	RMB106.15	-4.10	131.17	-
02822	CSOP A50 ETF	15.46	10.92	41.58	148,124.45	23,112.70
82822	CSOP A50 ETF-R	RMB12.92	RMB9.85	31.17	2,744.10	-
03137	CSOP CES A80	36.70	27.40	33.94	10.51	7.34
83137	CSOP CES A80-R	RMB31.05	RMB24.65	25.96	6.14	-
03147	CSOP CHINEXT	7.52	8.00	-6.00	704.52	302.30
83147	CSOP CHINEXT-R	RMB6.26	RMB7.21	-13.18	43.72	-
03122	CSOP CNSTBOND	178.35	166.90	6.86	0.90	50.83
83122	CSOP CNSTBOND-R	RMB148.55	RMB149.80	-0.83	29.33	-
03149	CSOP MSCI A I	14.18	11.20	26.61	5.80	9.93
83149	CSOP MSCI A I-R	RMB11.80	RMB10.06	17.30	3.95	-
03021	CSOP MSCI T50	5.18	3.95	31.14	11.90	5.18
03167	CSOP NEW CHINA	75.55	47.95	57.56	591.22	989.71
03007	DBFXIC50	316.20	231.60	36.53	43.27	1,500.13
03048	DBMSCIBRAZIL	36.20	29.20	23.97	23.82	81.33
03055	DBMSCICHINA	149.40	96.55	54.74	4.23	13.45
02848	DBMSCIKOREA	638.00	433.40	47.21	158.03	1,293.39
03082	DBMSCIMALAY	98.65	80.00	23.31	5.32	9.47
03043	DBMSCIPACEJ	48.10	37.85	27.08	3.06	53.39
03016	DBMSCIPHIL	16.66	13.72	21.43	32.01	13.24
03065	DBMSCISG	11.42	8.55	33.57	3.63	13.48
03036	DBMSCITAIWAN	221.00	171.20	29.09	39.58	980.86
03092	DBMSCITHAI	203.60	151.30	34.57	96.96	22.19
03120	EFUND CES 120	16.50	11.84	39.36	1.32	3.63
83120	EFUND CES 120-R	RMB13.98	RMB10.60	31.89	0.81	-
02808	EFUND CG BOND	130.05	123.65	5.18	1.34	39.02
82808	EFUND CG BOND-R	RMB109.65	RMB110.70	-0.95	1.83	-
03100	EFUND CSI100	48.40	34.95	38.48	22.05	135.52
83100	EFUND CSI100-R	RMB40.45	RMB31.35	29.03	29.13	-
03135	F CSOP OIL ETF	8.12	8.09	0.37	233.12	68.21
03097	F MR OIL ETF	4.93	5.24	-5.92	32.93	48.07
03175	F SAMSUNG OIL	12.60	12.56	0.32	368.95	132.30
03156	GFI MSCI A I	10.16	8.19	24.05	9.57	40.64
83156	GFI MSCI A I-R	RMB8.52	RMB7.40	15.14	13.96	-
03150	HGI CSI500	6.03	4.84	24.59	3.08	3.02
83150	HGI CSI500-R	RMB5.05	RMB4.43	14.00	0.49	-
03118	HGI MSCI CN A	16.72	13.74	21.69	78.89	133.76
83118	HGI MSCI CN A-R	RMB13.94	RMB12.26	13.70	29.21	-
03136	HGI MSCIA50	17.18	11.86	44.86	2.79	8.59
83136	HGI MSCIA50-R	RMB14.36	RMB10.60	35.47	2.57	-
03128	HS AINDTOPETF	58.00	37.45	54.87	145.65	300.58
83128	HS AINDTOPETF-R	RMB48.20	RMB33.40	44.31	99.68	-
02838	HS FCI50 ETF	206.80	157.10	31.64	157.78	168.14
02828	HS H ETF	118.20	94.40	25.21	270,521.94	42,500.85
82828	HS H ETF-R	RMB98.60	RMB85.05	15.93	142.12	-
02833	HS HSI ETF	30.40	22.32	36.20	2,416.11	56,859.07
82833	HS HSI ETF-R	RMB25.30	RMB20.08	26.00	47.29	-
83168	HS RMB GOLD ETF	RMB23.90	RMB22.05	8.39	10.21	63.47
02811	HT CSI300 ETF	17.42	13.30	30.98	54.44	688.09
82811	HT CSI300 ETF-R	RMB14.52	RMB11.98	21.20	9.00	-
02823	ISHARES A50	15.02	10.54	42.50	105,822.79	30,791.00
82823	ISHARES A50-R	RMB12.50	n.a.	-	22.57	-
03010	ISHARES AXJ	56.20	40.15	39.98	2,829.30	7,436.38
83010	ISHARES AXJ-R	RMB46.30	RMB36.10	28.25	14.67	-
09010	ISHARES AXJ-U	US\$7.06	US\$5.16	36.82	917.59	-
02801	ISHARES CHINA	28.00	18.44	51.84	1,093.52	2,402.40
02802	ISHARES EM ASIA	56.65	39.60	43.06	180.97	181.28
02836	ISHARES INDIA	24.40	17.60	38.64	514.89	1,093.12
82836	ISHARES INDIA-R	RMB20.35	RMB15.82	28.63	67.13	-
09836	ISHARES INDIA-U	US\$3.10	US\$2.26	37.17	31.69	-
02846	ISHARESCSI300	31.10	22.65	37.31	145.34	178.83
82846	ISHARESCSI300-R	RMB25.95	n.a.	-	10.61	-
09846	ISHARESCSI300-U	US\$4.00	n.a.	-	2.04	-
03146	ISHARES DAX	10.92	8.51	28.32	44.80	37.13
83146	ISHARES DAX-R	RMB9.16	RMB7.65	19.74	33.66	-
09146	ISHARES DAX-U	US\$1.41	US\$1.09	29.36	6.64	-

Individual performance on unit trusts and mutual funds as at the end of 2017

(continued)

Code	Name	Closing price [#]		Change (%)	Turnover value (HK\$mil) *	Market value [#] (HK\$mil)
		2017 (HK\$)	2016 (HK\$)			
03155	ISHARESE50	10.42	8.26	26.15	51.80	37.51
83155	ISHARESE50-R	RMB8.72	RMB7.42	17.52	29.53	-
09155	ISHARESE50-U	US\$1.34	US\$1.06	26.42	6.40	-
02847	ISHARESF5100	9.65	7.86	22.77	17.94	36.67
82847	ISHARESF5100-R	RMB8.05	RMB7.07	13.86	4.98	-
09847	ISHARESF5100-U	US\$1.23	US\$1.01	21.78	2.17	-
03115	ISHARESHSI	107.00	78.55	36.22	1,922.96	342.40
83115	ISHARESHSI-R	RMB89.45	RMB70.75	26.43	359.73	-
09115	ISHARESHSI-U	US\$13.74	US\$10.16	35.24	867.13	-
03170	ISHARESKS200	11.72	8.27	41.72	46.16	105.48
83170	ISHARESKS200-R	RMB9.86	RMB7.44	32.53	19.52	-
09170	ISHARESKS200-U	US\$1.50	US\$1.06	41.51	9.91	-
03162	ISHAREMSCIAI	8.96	6.95	28.92	19.12	80.64
83162	ISHAREMSCIAI-R	RMB7.42	RMB6.25	18.72	3.34	-
03074	ISHAREMSCITW	10.96	8.67	26.41	50.67	243.31
83074	ISHAREMSCITW-R	RMB9.15	RMB7.82	17.01	44.72	-
09074	ISHAREMSCITW-U	US\$1.40	US\$1.11	26.13	81.18	-
02834	ISHAREND100	12.00	9.06	32.45	45.46	72.00
82834	ISHAREND100-R	RMB10.02	RMB8.15	22.94	8.81	-
09834	ISHAREND100-U	US\$1.54	US\$1.17	31.62	3.85	-
02824	LIPPO HK&M PROP	72.90	41.40	76.09	12.65	123.93
03127	MR CSI300 ETF	16.34	12.38	31.99	11.09	147.06
83127	MR CSI300 ETF-R	RMB13.58	RMB11.14	21.90	3.35	-
03056	MR GL CON ETF	35.40	27.30	29.67	2.94	49.56
03110	MR HS HDIVY ETF	29.70	21.80	36.24	131.90	148.50
02835	MR KOSPI200 ETF	25.70	18.54	38.62	8.05	38.55
03040	MR MSCI CN ETF	34.75	22.45	54.79	112.40	3,120.55
03080	PING AN CGB	120.00	n.a.	-	0.12	21.60
03070	PING AN HKDIV	30.65	20.40	50.25	14.57	122.60
02803	PREMIA BEDROCK	8.47	n.a.	-	121.82	372.68
03173	PREMIA NEW ECON	8.16	n.a.	-	132.07	395.76
02840	SPDR GOLD TRUST	960.50	859.00	11.82	3,654.23	272,974.10
03073	SPDR GREATCHINA	41.60	30.10	38.21	253.97	644.80
02800	TRACKER FUND	30.05	22.10	35.97	411,806.55	99,194.82
03095	VALUE A SHARE	8.25	6.63	24.43	162.68	148.50
83095	VALUE A SHARE-R	RMB6.89	RMB5.92	16.39	17.94	-
03046	VALUE CHINA ETF	43.50	33.85	28.51	92.22	147.90
03084	VALUE JAPAN ETF	15.52	12.76	21.63	20.52	59.75
03041	VALUE KOREA ETF	34.65	26.05	33.01	15.23	46.78
03060	VALUE TW ETF	40.50	32.55	24.42	9.19	54.68
03081	VALUEGOLD ETF	31.60	28.30	11.66	667.79	767.88
83081	VALUEGOLD ETF-R	RMB26.20	RMB25.20	3.97	1.31	-
09081	VALUEGOLD ETF-U	US\$4.05	n.a.	-	0.09	-
02805	VG FTSE ASIAJX	25.65	18.62	37.76	96.87	207.77
03101	VG FTSE DEV EUR	19.94	16.16	23.39	168.04	211.36
03126	VG FTSE JAPAN	26.95	21.45	25.64	72.61	105.11
03140	VG S&P 500	19.30	16.02	20.47	254.81	274.06
03085	VGFTSEASIAJHDY	23.00	18.18	26.51	85.12	289.80
02827	WISE CSI300 ETF	38.60	28.90	33.56	2,367.24	2,624.80
03024	WISE SSE50ETF	27.60	19.98	38.14	10.72	110.40
02825	WISECSIHK100ETF	26.85	19.30	39.12	60.69	998.62
03049	X DBCSI300	8.30	6.14	35.18	191.77	401.78
03087	X DBFTSEVIET	258.00	171.90	50.09	325.26	2,440.49
03099	X DBMSCIINDO	130.40	105.30	23.84	44.13	42.12
03027	X DBMSCIRUSSIA	20.10	19.32	4.04	204.46	149.55
03020	X DBMSCIUSA	557.00	454.60	22.53	74.00	21,351.47
03019	X DBMSCIWORLD	45.90	37.20	23.39	75.51	189.83
03015	X DBNIFTY50	1281.00	946.00	35.41	37.41	1,580.06
03161	XIE CHIMER ETF	13.46	7.93	69.74	447.62	188.44
03102	XIE GARY ETF	10.86	8.15	33.25	85.42	70.59
03116	XIE GOLD MINERS	8.71	8.22	5.96	227.51	43.55
Leveraged and Inverse Products (L&I Products)						
07388	FI CSOP HSCEI	5.94	n.a.	-	4,932.45	104.54
07300	FI CSOP HSI	5.48	n.a.	-	10,141.23	749.66
07302	FI EFUND YT HSI	4.85	n.a.	-	384.41	155.20
07362	FI MR HSCEI	6.22	n.a.	-	2,180.26	57.85
07336	FI MR HSI	5.72	n.a.	-	1,790.08	62.92
07315	FI MR TOPIX	7.15	8.71	-17.91	5.71	10.01
07341	FICAMDXXNHSCFI	6.60	n.a.	-	3,560.96	150.48
07321	FICAMDXXHNSI	6.08	n.a.	-	3,127.91	169.02
07331	FICAMDXXNNDQ100	11.36	15.22	-25.36	51.66	39.76
07335	FICSOP NIFTY50	12.86	16.26	-20.91	2.39	11.57
07328	FISAMSUNGHSCEI	4.96	n.a.	-	1,491.71	108.62
07312	FISAMSUNGHSI	4.58	n.a.	-	698.57	103.05
07288	FL2 CSOP HSCEI	9.66	n.a.	-	12,901.38	193.20
07200	FL2 CSOP HSI	11.68	n.a.	-	12,367.79	149.50
07230	FL2 MR HSCEI	10.06	n.a.	-	8,133.24	107.64
07231	FL2 MR HSI	12.16	n.a.	-	7,605.56	124.03
07225	FL2 MR TOPIX	17.90	11.94	49.92	37.78	28.64
07267	FL2CAMDXXNHSCFI	10.68	n.a.	-	6,787.93	161.27
07221	FL2CAMDXXHNSI	12.92	n.a.	-	5,129.76	248.06
07261	FL2CAMDXXNNDQ100	26.10	15.80	65.19	34.40	78.30
07202	FL2CSOP NIFTY50	19.42	12.94	50.08	10.03	17.48
07242	FL2EFUND YT HSI	7.32	n.a.	-	127.69	125.90
07228	FL2SAMSUNGHSCEI	8.07	n.a.	-	10,140.31	196.10
07205	FL2SAMSUNGHSI	9.70	n.a.	-	2,161.62	183.33
07322	XI MR S&P500	12.02	14.50	-17.10	27.66	12.02
07222	XL2 MR S&P500	23.75	16.66	42.56	32.18	17.81
07210	XL2 XIE CHIMER	18.06	n.a.	-	186.13	76.76

Individual performance on unit trusts and mutual funds as at the end of 2017

(continued)

Code	Name	Closing price [#]		Change (%)	Turnover value (HK\$mil) *	Market value [#] (HK\$mil)
		2017 (HK\$)	2016 (HK\$)			
Real Estates Investment Trusts (REITs)						
02778	CHAMPION REIT	5.73	4.20	36.43	7,058.75	33,365.95
00778	FORTUNE REIT	9.66	8.91	8.42	5,514.37	18,462.93
87001	HUI XIAN REIT	RMB3.15	RMB3.14	0.32	3,135.72	20,738.30
00823	LINK REIT	72.45	50.40	43.75	63,242.57	158,753.42
01275	NEW CENT REIT	2.37	2.49	-4.82	133.32	2,271.65
00808	PROSPERITY REIT	3.34	3.06	9.15	1,345.01	4,907.78
01881	REGAL REIT	2.40	2.06	16.50	391.75	7,817.83
00625	RREEF CCT REIT	4.35	4.35	-	-	2,019.10
01426	SPRING REIT	3.40	3.22	5.59	813.42	4,276.20
00435	SUNLIGHT REIT	5.36	4.41	21.57	1,092.66	8,800.18
00405	YUEXIU REIT	5.12	4.09	25.18	6,682.78	15,095.22
Others						
00820	HSBCDRAGON FUND	10.82	8.45	28.05	277.34	1,162.33
Total					1,248,896.37	913,648.81

Notes: * Traded in foreign currency securities have been converted in HKD

[#] Year end figures

n.a. Closing price is not available.

Market value for unit trusts and mutual funds, 2013-2017

Year/Month	Exchange Traded Funds (ETFs)		Leveraged and Inverse Products (L&I Products)		Real Estate Investment Trusts (REITs)		Others		Total		
	No. of issues	Market value (HK\$mil)	No. of issues	Market value (HK\$mil)	No. of issues	Market value (HK\$mil)	No. of issues	Market value (HK\$mil)	No. of issues	Market value (HK\$mil)	
2013	116	538,892.05	-	-	11	177,310.63	2	1,376.37	129	717,579.05	
2014	122	559,491.12	-	-	11	205,636.83	1	1,764.52	134	766,892.47	
2015	133	477,142.97	-	-	11	199,652.72	1	2,236.60	145	679,032.29	
2016	133	561,308.69	12	517.17	11	210,386.83	1	1,134.67	157	773,347.35	
2017	106	632,535.18	27	3,442.75	11	276,508.56	1	1,162.33	145	913,648.81	
2017	Jan	133	557,092.19	12	531.34	11	217,602.00	1	1,189.72	157	776,415.24
	Feb	127	568,066.53	13	455.91	11	220,594.58	1	1,246.12	152	790,363.13
	Mar	127	576,046.57	30	4,773.28	11	224,246.52	1	1,215.23	169	806,281.61
	Apr	126	578,628.75	30	4,810.52	11	231,201.00	1	1,003.34	168	815,643.61
	May	126	596,030.72	30	4,860.51	11	245,567.95	1	995.82	168	847,454.99
	Jun	126	596,939.76	30	4,650.20	11	241,870.58	1	1,045.24	168	844,505.77
	Jul	126	612,387.88	30	4,521.24	11	259,786.05	1	1,064.57	168	877,759.74
	Aug	126	608,627.17	31	4,486.52	11	259,616.46	1	1,108.62	169	873,838.77
	Sep	107	601,666.46	27	4,213.20	11	251,920.21	1	1,110.76	146	858,910.64
	Oct	109	618,558.40	27	4,014.32	11	259,183.62	1	1,160.18	148	882,916.52
	Nov	107	621,602.74	27	3,847.34	11	270,875.45	1	1,222.48	146	897,548.02
	Dec	106	632,535.18	27	3,442.75	11	276,508.56	1	1,162.33	145	913,648.81

Trading value for unit trusts and mutual funds, 2013-2017

Year/Month	No. of trading days	Exchange Traded Funds (ETFs)		Leveraged and Inverse Products (L&I products)		Real Estate Investment Trusts (REITs)		Others		Total		
		Turnover value (HK\$mil)	Average daily (HK\$mil)	Turnover value (HK\$mil)	Average daily (HK\$mil)	Turnover value (HK\$mil)	Average daily (HK\$mil)	Turnover value (HK\$mil)	Average daily (HK\$mil)	Turnover value (HK\$mil)	Average daily (HK\$mil)	
2013	244	903,133.23	3,701.37	-	-	82,357.57	337.53	196.30	0.80	985,687.09	4,039.70	
2014	247	1,167,677.02	4,727.44	-	-	67,418.97	272.95	267.87	1.08	1,235,363.86	5,001.47	
2015	247	2,170,959.42	8,789.31	-	-	82,027.60	332.10	1,103.51	4.47	2,254,090.52	9,125.87	
2016	245	1,011,412.89	4,128.22	505.32	2.06	91,086.25	371.78	109.31	0.45	1,103,113.77	4,502.51	
2017	246	1,065,380.88	4,330.82	94,095.00	382.50	89,410.35	363.46	277.34	1.13	1,249,163.57	5,077.90	
2017	Jan	19	56,649.83	2,981.57	40.21	2.12	5,520.37	290.55	12.72	0.67	62,223.12	3,274.90
	Feb	20	89,033.39	4,451.67	29.53	1.48	6,530.05	326.50	18.22	0.91	95,611.20	4,780.56
	Mar	23	126,984.40	5,521.06	8,398.44	365.15	9,104.11	395.83	14.39	0.63	144,501.34	6,282.67
	Apr	17	88,225.13	5,189.71	11,390.52	670.03	6,426.39	378.02	11.46	0.67	106,053.50	6,238.44
	May	20	91,182.49	4,559.12	11,879.52	593.98	7,196.73	359.84	8.51	0.43	110,267.25	5,513.36
	Jun	22	107,678.28	4,894.47	17,145.90	779.36	8,732.28	396.92	15.44	0.70	133,571.90	6,071.45
	Jul	21	96,398.52	4,590.41	12,935.34	615.97	8,655.51	412.17	21.13	1.01	118,010.51	5,619.55
	Aug	22	91,933.74	4,178.81	10,398.03	472.64	7,919.19	359.96	62.33	2.83	110,313.29	5,014.24
	Sep	21	68,132.60	3,244.41	8,623.33	410.63	6,682.50	318.21	16.50	0.79	83,454.93	3,974.04
	Oct	20	74,049.90	3,702.49	5,243.39	262.17	6,627.24	331.36	26.83	1.34	85,947.35	4,297.37
	Nov	22	97,865.74	4,448.44	4,193.97	190.63	9,301.08	422.78	46.12	2.10	111,406.91	5,063.95
	Dec	19	77,246.86	4,065.62	3,816.82	200.89	6,714.90	353.42	23.70	1.25	87,802.28	4,621.17

Notes: Trading in foreign currency unit trusts have been converted in HKD

Trading value and volume for NASDAQ stocks, 2013-2017

Year/month	No. of issues	No. of trading days	Value (HK\$)		Volume (shares)		Deals		
			Total	Average daily	Total	Average daily	Total	Average daily	
2013	7	244	381,110	1,562	2,780	11	13	0	
2014	7	247	3,572,910	14,465	14,520	59	68	0	
2015	6	247	695,040	2,814	4,190	17	22	0	
2016	6	245	466,880	1,906	4,120	17	21	0	
2017	6	246	214,950	874	970	4	10	0	
2017	Jan	6	19	1,600	84	20	1	1	0
	Feb	6	20	-	-	-	-	-	-
	Mar	6	23	-	-	-	-	-	-
	Apr	6	17	-	-	-	-	-	-
	May	6	20	42,050	2,103	210	11	2	0
	Jun	6	22	6,100	277	60	3	2	0
	Jul	6	21	-	-	-	-	-	-
	Aug	6	22	-	-	-	-	-	-
	Sep	6	21	50,400	2,400	180	9	1	0
	Oct	6	20	2,800	140	10	1	1	0
	Nov	6	22	112,000	5,091	490	22	3	0
	Dec	6	19	-	-	-	-	-	-

Trading value and volume for iShares, 2013-2017

Year/month	No. of issues	No. of trading days	Value (HK\$)		Volume (shares)		Deals		
			Total	Average daily	Total	Average daily	Total	Average daily	
2013	2	244	-	-	-	-	-	-	
2014	2	247	13,897	56	150	1	1	0	
2015	2	247	93,436	378	1,100	4	1	0	
2016	2	245	-	-	-	-	-	-	
2017	2	230	365,865	1,591	850	4	10	0	
2017	Jan	2	19	-	-	-	-	-	-
	Feb	2	20	-	-	-	-	-	-
	Mar	2	23	-	-	-	-	-	-
	Apr	2	17	-	-	-	-	-	-
	May	2	20	-	-	-	-	-	-
	Jun	2	22	-	-	-	-	-	-
	Jul	2	21	-	-	-	-	-	-
	Aug	2	22	-	-	-	-	-	-
	Sep	2	21	181,747	8,655	500	24	6	0
	Oct	2	20	95,856	4,793	200	10	3	0
	Nov	2	22	88,262	4,012	150	7	1	0
	Dec	0	3	-	-	-	-	-	-

Note: The exchange rate of HK\$7.8/US\$1 was used to calculate the equivalent value in Hong Kong dollars.

Turnover value on RMB listed securities products by type, 2013-2017

	Equities	ETFs									Total		
		Gold		Stock Index		Bond Index		REITs	Debt securities	Derivative warrants	(in RMB mil.)	(in HKD mil. Equiv.)	
		RQFII	Non-RQFII	RQFII	Non-RQFII	RQFII	Non-RQFII						
2013	186.45	-	15.12	20,993.53	-	-	68.65	1,810.98	33.29	401.70	23,509.73	29,347.77	
2014	119.91	-	15.01	23,209.31	-	665.29	30.78	2,914.85	20.47	7.98	26,983.60	33,638.48	
2015	100.02	-	9.98	32,940.15	32.26	859.49	23.20	1,945.09	15.10	4.37	35,929.65	44,049.72	
2016	59.07	-	18.93	8,664.35	309.43	138.22	8.72	2,331.38	352.89	-	11,883.00	13,795.04	
2017	51.95	-	10.11	5,388.46	751.17	140.87	-	2,751.78	2,565.73	-	11,660.07	13,279.43	
2017	Jan	2.94	-	0.97	345.00	50.18	19.42	-	157.27	88.87	-	664.63	738.00
	Feb	0.83	-	0.40	321.36	48.18	10.10	-	307.91	0.17	-	688.94	769.34
	Mar	1.74	-	0.39	298.16	49.12	0.70	-	319.95	0.09	-	670.15	746.24
	Apr	2.98	-	0.70	221.87	92.40	0.50	-	124.67	693.08	-	1,136.20	1,268.12
	May	3.15	-	1.30	389.23	68.62	2.41	-	228.54	752.28	-	1,445.53	1,615.09
	Jun	1.84	-	1.04	656.59	104.49	8.23	-	285.59	724.90	-	1,782.69	2,017.64
	Jul	5.82	-	1.92	460.76	41.58	2.86	-	261.99	287.22	-	1,062.15	1,209.68
	Aug	6.27	-	1.34	523.09	69.41	2.00	-	249.76	0.01	-	851.86	987.38
	Sep	4.65	-	0.51	441.39	59.88	49.15	-	244.78	12.07	-	812.42	957.47
	Oct	15.87	-	0.18	437.02	42.62	8.84	-	219.95	3.02	-	727.50	847.91
	Nov	3.77	-	0.56	814.24	88.89	33.34	-	226.08	3.01	-	1,169.89	1,364.56
	Dec	2.10	-	0.81	479.77	35.81	3.33	-	125.30	1.01	-	648.11	758.00

RMB-denominated ETFs tracking A-share indices issued under RMB Qualified Foreign Institutional Investors (RQFII) quota (RQFII A-share ETFs)

List of listed RMB securities products

End of 2017

Code	Securities	Type	Listing date	First trading date
86001	Asian Development Bank 2.85% CNY Notes 2020	Debt securities	2010/10/22	2010/10/22
87001	Hui Xian Real Estate Investment Trust	REIT	2011/04/29	2011/04/29
83168	Hang Seng RMB Gold ETF	ETF	2012/02/14	2012/02/14
86603	Ministry of Finance of the PRC 2.65% CNY Bonds 2019	Debt securities	2012/07/03	2012/07/03
86604	Ministry of Finance of the PRC 3.1% CNY Bonds 2022	Debt securities	2012/07/03	2012/07/03
86605	Ministry of Finance of the PRC 3.48% CNY Bonds 2027	Debt securities	2012/07/03	2012/07/03
83188 **	ChinaAMC CSI 300 Index ETF	ETF	2012/07/17	2012/07/17
85904	China Development Bank 4.20% CNY Bonds 2027	Debt securities	2012/08/03	2012/08/03
85905	China Development Bank 4.30% CNY Bonds 2032	Debt securities	2012/08/03	2012/08/03
83100 **	E Fund CSI 100 A-Share Index ETF	ETF	2012/08/27	2012/08/27
82822 **	CSOP FTSE China A50 ETF	ETF	2012/08/28	2012/08/28
83118 **	Harvest MSCI China A Index ETF	ETF	2012/10/12	2012/10/12
80737 *^	Hopewell Highway Infrastructure Ltd.	Equity	2012/10/29	2012/10/29
85912	Oversea-Chinese Banking Corporation Ltd. 3.5% CNY Notes 2020	Debt securities	2013/02/06	2013/02/06
85914	New World China Land Ltd. 5.50% CNY Bonds 2018	Debt securities	2013/02/07	2013/02/07
85917	Dorsett Hospitality International Ltd. 6% CNY Bonds 2018	Debt securities	2013/04/05	2013/04/05
85918	Asia Standard Int'l Group Ltd. 6.5% Senior CNY Notes 2018	Debt securities	2013/04/18	2013/04/18
85920	Lai Fung Holdings Ltd. 6.875% Senior CNY Notes 2018	Debt securities	2013/04/26	2013/04/26
85923	I.T Ltd. 6.25% Senior CNY Notes 2018	Debt securities	2013/05/16	2013/05/16
83136 **	Harvest MSCI China A 50 Index ETF	ETF	2013/06/06	2013/06/06
86608	Ministry of Finance of the PRC 3.02% CNY Bonds 2018	Debt securities	2013/06/28	2013/06/28
86609	Ministry of Finance of the PRC 3.09% CNY Bonds 2020	Debt securities	2013/06/28	2013/06/28
86610	Ministry of Finance of the PRC 3.16% CNY Bonds 2023	Debt securities	2013/06/28	2013/06/28
86611	Ministry of Finance of the PRC 3.60% CNY Bonds 2028	Debt securities	2013/06/28	2013/06/28
86612	Ministry of Finance of the PRC 3.95% CNY Bonds 2043	Debt securities	2013/06/28	2013/06/28
83008 **	C-Shares CSI 300 Index ETF	ETF	2013/07/08	2013/07/08
85928	Swire Pacific MTN Financing Ltd. 3.9% Guar. CNY Notes 2023	Debt securities	2013/07/23	2013/07/23
85930	Swire Pacific MTN Financing Ltd. 4% Guar. CNY Notes Aug 2023	Debt securities	2013/08/22	2013/08/22
83180 **	ChinaAMC CES China A80 Index ETF	ETF	2013/08/26	2013/08/26
85931	Swire Pacific MTN Financing Ltd. 4% Guar. CNY Notes Sep 2023	Debt securities	2013/09/10	2013/09/10
83137 **	CSOP CES China A80 ETF	ETF	2013/09/23	2013/09/23
83120 **	E Fund CES China 120 Index ETF	ETF	2013/10/21	2013/10/21
85933	China Development Bank 3.6% CNY Notes 2018	Debt securities	2013/11/14	2013/11/14
85934	China Development Bank 4.5% CNY Notes 2028	Debt securities	2013/11/14	2013/11/14
86614	Ministry of Finance of the PRC 3.09% CNY Bonds 2018	Debt securities	2013/11/25	2013/11/25
83128 **	Hang Seng China A Industry Top Index ETF	ETF	2013/11/26	2013/11/26
83081 **	Value Gold ETF	ETF	2013/11/29	2013/11/29
85936	Vanke Real Estate (Hong Kong) Co. Ltd. 4.50% Guar. CNY N2018	Debt securities	2013/12/05	2013/12/05
82832 **	Bosera FTSE China A50 Index ETF	ETF	2013/12/09	2013/12/09
85945	Greenland Hong Kong Holdings Ltd. 5.5% CNY Bonds 2018	Debt securities	2014/01/24	2014/01/24
85948	Central Plaza Development Ltd. 6.875% Guar. CNY Notes 2019	Debt securities	2014/02/18	2014/02/18
83199 **	CSOP China 5-Year Treasury Bond ETF	ETF	2014/02/19	2014/02/19
82811 **	Haitong CSI300 Index ETF	ETF	2014/03/07	2014/03/07
82808 **	E Fund Citi Chinese Government Bond 5-10 Years Index ETF	ETF	2014/03/14	2014/03/14
85955	ICBC, Sydney Branch 4.2% CNY Notes 2024	Debt securities	2014/03/20	2014/03/20
83107 **	C-Shares CSI Consumer Staples Index ETF	ETF	2014/05/12	2014/05/12
83132 **	C-Shares CSI Healthcare Index ETF	ETF	2014/05/12	2014/05/12
85963	The Export-Import Bank of China 3.65% CNY Bonds 2019	Debt securities	2014/05/15	2014/05/15
85964	The Export-Import Bank of China 4.40% CNY Bonds 2024	Debt securities	2014/05/15	2014/05/15
86617	Ministry of Finance of the PRC 3.25% CNY Bonds 2019	Debt securities	2014/05/23	2014/05/23
86618	Ministry of Finance of the PRC 3.80% CNY Bonds 2021	Debt securities	2014/05/23	2014/05/23
86619	Ministry of Finance of the PRC 4.00% CNY Bonds 2024	Debt securities	2014/05/23	2014/05/23
86620	Ministry of Finance of the PRC 4.29% CNY Bonds 2029	Debt securities	2014/05/23	2014/05/23
86621	Ministry of Finance of the PRC 4.50% CNY Bonds 2034	Debt securities	2014/05/23	2014/05/23
85986	Lai Sun Garment Int'l Fin (2014) 7.7% Secured Guar. CNY N2018	Debt securities	2014/07/25	2014/07/25
85989	China Development Bank 4.35% CNY Notes 2024	Debt securities	2014/08/07	2014/08/07
85990	Sinochem Offshore Cap Co. Ltd. 4.00% Senior Guar. CNY N2021	Debt securities	2014/09/11	2014/09/11
85993	Charter Style International Ltd. 5.80% Guar. CNY Bonds 2024	Debt securities	2014/09/16	2014/09/16
83127 **	Mirae Asset Horizons CSI 300 ETF	ETF	2014/09/26	2014/09/26
85998	China Construction Bank Corp Tier 2 Dated Capital CNY B2024	Debt securities	2014/11/13	2014/11/13
85700	China Construction Bank (Asia) Corp Ltd. 3.95% CNY Notes 2021	Debt securities	2014/11/19	2014/11/19
85701	China Construction Bank (Asia) Corp Ltd. 4.08% CNY Notes 2024	Debt securities	2014/11/19	2014/11/19
86000	China Construction Bank (Asia) Corp Ltd. 3.75% CNY Notes 2019	Debt securities	2014/11/19	2014/11/19
86623	Ministry of Finance of the PRC 3.00% CNY Bonds 2019	Debt securities	2014/11/24	2014/11/24
86624	Ministry of Finance of the PRC 3.38% CNY Bonds 2024	Debt securities	2014/11/24	2014/11/24
84602	ICBC RMB 6.00% Non-Cum, Non-Part, Perpetual Offshore PrefShs	Equity	2014/12/11	2014/12/11
83122 **	CSOP China Ultra Short-Term Bond ETF	ETF	2015/01/20	2015/01/20
85711	Asia Pacific Ports Dev Co. 4.50% Credit Enhanced CNY B2018	Debt securities	2015/02/18	2015/02/18
85712	Haitong International Securities Group Ltd. 4.50% CNY N2018	Debt securities	2015/02/27	2015/02/27
85713	Golden Bauhinia Investment Hldgs 6.50% Guar. CNY Bonds 2018	Debt securities	2015/03/06	2015/03/06
83095 **	Value China A-Share ETF	ETF	2015/03/24	2015/03/24
85715	China New Town Finance I Ltd. 5.50% Senior Guar. CNY N2018	Debt securities	2015/05/07	2015/05/07
83147 **	CSOP SZSE ChiNext ETF	ETF	2015/05/15	2015/05/15
83150 **	Harvest CSI Smallcap 500 Index ETF	ETF	2015/05/21	2015/05/21
86626	Ministry of Finance of the PRC 2.80% CNY Bonds 2018	Debt securities	2015/05/22	2015/05/22
86627	Ministry of Finance of the PRC 3.00% CNY Bonds 2020	Debt securities	2015/05/22	2015/05/22
86628	Ministry of Finance of the PRC 3.36% CNY Bonds 2022	Debt securities	2015/05/22	2015/05/22
86629	Ministry of Finance of the PRC 3.39% CNY Bonds 2025	Debt securities	2015/05/22	2015/05/22
86630	Ministry of Finance of the PRC 3.60% CNY Bonds 2030	Debt securities	2015/05/22	2015/05/22
86631	Ministry of Finance of the PRC 4.10% CNY Bonds 2045	Debt securities	2015/05/22	2015/05/22
85716	Southwest Securities Int'l Securities Ltd. 6.45% CNY B2018	Debt securities	2015/05/29	2015/05/29
85717	Lenovo Group Ltd. 4.95% CNY Notes 2020	Debt securities	2015/06/10	2015/06/10
85718	Unican Ltd. 5.15% Guaranteed CNY Notes 2018	Debt securities	2015/07/03	2015/07/03
83156 **	GFI MSCI China A International ETF	ETF	2015/07/29	2015/07/29
85719	Rosy Capital Global Ltd. 5.25% Guaranteed CNY Notes 2018	Debt securities	2015/07/31	2015/07/31
82828 *	Hang Seng H-Share Index ETF	ETF	2015/09/04	2015/09/04
82833 *	Hang Seng Index ETF	ETF	2015/09/04	2015/09/04

List of listed RMB securities products (continued)

End of 2017

Code	Securities	Type	Listing date	First trading date
83129 **	CSOP China CSI 300 Smart ETF	ETF	2015/10/23	2015/10/23
83149 **	CSOP MSCI China A International ETF	ETF	2015/11/26	2015/11/26
85721	Huarui Investment Holding Co Ltd 5.25% Guar.CNY Bonds 2018	Debt securities	2015/11/27	2015/11/27
86632	Ministry of Finance of the PRC 3.29% CNY Bonds 2018	Debt securities	2015/12/01	2015/12/01
86633	Ministry of Finance of the PRC 3.40% CNY Bonds 2020	Debt securities	2015/12/01	2015/12/01
86634	Ministry of Finance of the PRC 3.31% CNY Bonds 2025	Debt securities	2015/12/01	2015/12/01
86635	Ministry of Finance of the PRC 4.00% CNY Bonds 2035	Debt securities	2015/12/01	2015/12/01
85723	Charming Light Investments Ltd. 5.50% CNY Notes 2025	Debt securities	2015/12/30	2015/12/30
83162 **	iShares MSCI China A International Index ETF	ETF	2016/01/28	2016/01/28
83012 *	AMUNDI Hang Seng HK 35 Index ETF	ETF	2016/04/12	2016/04/12
82834 **	iShares NASDAQ 100 Index ETF	ETF	2016/06/29	2016/06/29
82847 **	iShares FTSE 100 Index ETF	ETF	2016/06/29	2016/06/29
83074 **	iShares Core MSCI Taiwan Index ETF	ETF	2016/06/29	2016/06/29
83146 **	iShares DAX Index ETF	ETF	2016/06/29	2016/06/29
83155 **	iShares EURO STOXX 50 Index ETF	ETF	2016/06/29	2016/06/29
83170 **	iShares Core KOSPI 200 Index ETF	ETF	2016/06/29	2016/06/29
86637	Ministry of Finance of the PRC 2.90% CNY Bonds 2019	Debt securities	2016/07/05	2016/07/05
86638	Ministry of Finance of the PRC 3.25% CNY Bonds 2021	Debt securities	2016/07/05	2016/07/05
86639	Ministry of Finance of the PRC 3.30% CNY Bonds 2023	Debt securities	2016/07/05	2016/07/05
86640	Ministry of Finance of the PRC 3.38% CNY Bonds 2026	Debt securities	2016/07/05	2016/07/05
86641	Ministry of Finance of the PRC 3.90% CNY Bonds 2036	Debt securities	2016/07/05	2016/07/05
85724	Bank of China Ltd, New York Branch 3.60% CNY Notes 2018	Debt securities	2016/07/13	2016/07/13
82836 **	iShares Core S&P BSE SENSEX India Index ETF	ETF	2016/10/14	2016/10/14
83010 **	iShares Core MSCI AC Asia ex Japan Index ETF	ETF	2016/10/14	2016/10/14
82843 **	AMUNDI FTSE China A50 Index ETF	ETF	2016/10/31	2016/10/31
85725	CNI Capital Ltd. 4.30% Guaranteed CNY Bonds 2019	Debt securities	2016/11/14	2016/11/14
83115 **	iShares Core Hang Seng Index ETF	ETF	2016/11/23	2016/11/23
86642	Ministry of Finance of the PRC 3.40% CNY Bonds 2019	Debt securities	2016/12/13	2016/12/13
86643	Ministry of Finance of the PRC 3.55% CNY Bonds 2021	Debt securities	2016/12/13	2016/12/13
86644	Ministry of Finance of the PRC 3.85% CNY Bonds 2026	Debt securities	2016/12/13	2016/12/13
86645	Ministry of Finance of the PRC 4.15% CNY Bonds 2031	Debt securities	2016/12/13	2016/12/13
86646	Ministry of Finance of the PRC 4.40% CNY Bonds 2046	Debt securities	2016/12/13	2016/12/13
86647	Ministry of Finance of the PRC 3.50% CNY Bonds 2018	Debt securities	2017/01/03	2017/01/03
82846 **	iShares Core CSI 300 Index ETF	ETF	2017/02/28	2017/02/28
85726	Bank of China Ltd., Johannesburg Branch 4.88% CNY Notes 2020	Debt securities	2017/04/21	2017/04/21
86648	Ministry of Finance of the PRC 3.99% CNY Bonds 2020	Debt securities	2017/06/27	2017/06/27
86649	Ministry of Finance of the PRC 4.10% CNY Bonds 2022	Debt securities	2017/06/27	2017/06/27
82823 **	iShares FTSE A50 China Index ETF	ETF	2017/07/07	2017/07/07
85727	Hong Kong Mortgage Corporation Ltd. 4.05% CNY Notes 2020, The	Debt securities	2017/11/07	2017/11/07
86650	Ministry of Finance of the PRC 3.90% CNY Bonds 2019	Debt securities	2017/12/05	2017/12/05
86651	Ministry of Finance of the PRC 4.10% CNY Bonds 2022	Debt securities	2017/12/05	2017/12/05
86652	Ministry of Finance of the PRC 4.15% CNY Bonds 2027	Debt securities	2017/12/05	2017/12/05

* Securities traded in multiple counters for RMB and HKD

** Securities traded in multiple counters for RMB, HKD and USD

RQFII A-share ETF

^ First listed on 6 August 2003 and traded in HKD on counter 737

Trading value and number of deal, 2014-2017

Year/Month		No. of trading day	Southbound							
			Trading Value				Number of deals			
			Buy		Sell		Buy		Sell	
			Total (HK mil)	Average daily	Total (HK mil)	Average daily	Total	Average daily	Total	Average daily
2014		28	19,579.59	699.27	6,431.41	229.69	347,854	12,423	120,767	4,313
2015		229	452,438.92	1,975.72	325,261.90	1,420.36	6,850,305	29,914	4,840,021	21,135
2016		228	533,016.40	2,337.79	293,759.44	1,288.42	8,371,997	36,719	5,221,326	22,900
2017		230	975,579.57	4,241.65	748,825.80	3,255.76	13,185,960	57,330	10,632,138	46,226
2017	Jan	16	40,509.63	2,531.85	25,251.04	1,578.19	569,428	35,589	464,793	29,049
	Feb	18	76,930.80	4,273.93	47,433.91	2,635.22	1,272,294	70,683	755,118	41,951
	Mar	21	77,772.09	3,703.43	60,867.85	2,898.47	1,329,682	63,318	985,133	46,911
	Apr	16	56,573.38	3,535.84	40,309.30	2,519.33	820,375	51,273	685,416	42,838
	May	17	72,178.31	4,245.78	43,235.54	2,543.27	785,767	46,221	691,857	40,697
	Jun	22	81,338.80	3,697.22	75,505.84	3,432.08	1,151,288	52,331	1,140,630	51,846
	Jul	21	90,887.03	4,327.95	68,572.76	3,265.37	1,179,456	56,164	998,820	47,562
	Aug	22	87,254.86	3,966.13	86,502.94	3,931.95	1,184,460	53,839	1,111,731	50,533
	Sep	19	85,653.51	4,508.08	72,190.60	3,799.51	1,151,340	60,596	918,917	48,364
	Oct	17	78,400.64	4,611.80	56,974.24	3,351.43	1,008,055	59,297	799,707	47,041
	Nov	22	128,796.38	5,854.38	94,766.68	4,307.58	1,457,439	66,247	1,119,296	50,877
	Dec	19	99,284.14	5,225.48	77,215.09	4,063.95	1,276,376	67,177	960,720	50,564

Year/Month		No. of trading day	Northbound							
			Trading Value				Number of deals			
			Buy		Sell		Buy		Sell	
			Total (RMB mil)	Average daily	Total (RMB mil)	Average daily	Total	Average daily	Total	Average daily
2014		30	118,041.13	3,934.70	49,470.69	1,649.02	2,545,005	84,833	1,065,810	35,527
2015		231	744,796.27	3,224.23	726,267.71	3,144.02	20,928,419	90,599	21,946,861	95,008
2016		232	395,391.98	1,704.28	349,880.94	1,508.11	16,976,916	73,176	14,608,276	62,966
2017		235	688,797.60	2,931.05	625,824.21	2,663.08	25,915,638	110,279	24,897,640	105,947
2017	Jan	18	28,992.77	1,610.71	30,988.81	1,721.60	1,465,931	81,440	1,275,389	70,854
	Feb	18	40,484.82	2,249.16	25,867.09	1,437.06	1,426,577	79,254	1,407,660	78,203
	Mar	23	48,576.48	2,112.02	47,394.25	2,060.62	1,755,616	76,331	2,009,189	87,356
	Apr	15	40,123.66	2,674.91	38,879.83	2,591.99	1,486,118	99,074	1,541,684	102,778
	May	18	43,998.45	2,444.36	40,326.76	2,240.38	1,882,294	104,571	1,745,345	96,963
	Jun	22	57,982.46	2,635.57	51,512.48	2,341.48	2,222,926	101,042	2,119,972	96,362
	Jul	21	54,255.27	2,583.58	46,839.87	2,230.47	2,133,648	101,602	1,889,486	89,875
	Aug	22	66,532.26	3,024.19	52,762.97	2,398.32	2,574,744	117,033	2,180,499	99,113
	Sep	21	63,643.45	3,030.64	56,374.18	2,684.48	2,438,973	116,141	2,325,214	110,724
	Oct	17	65,219.73	3,836.45	63,926.39	3,760.38	2,355,321	138,548	2,339,273	137,604
	Nov	22	108,067.84	4,912.17	103,135.02	4,687.96	3,560,036	161,819	3,523,581	160,162
	Dec	18	70,920.42	3,940.02	67,816.55	3,767.59	2,613,454	145,191	2,540,348	141,130

20 most active stocks (northbound) (in dollars)

Rank	Stock Code	Stock Name	Buy Trades (RMB mil)	Sell Trades (RMB mil)	Turnover (Buy + Sell Trades) (RMB mil)	% of Northbound Total
1	600519	KWEICHOW MOUTAI	43,339.61	46,262.98	89,602.60	6.82
2	601318	PING AN INSURANCE	47,893.84	40,655.83	88,549.67	6.74
3	600887	INNER MONGOLIA YILI INDUSTRIAL	19,593.67	15,636.51	35,230.18	2.68
4	600276	JIANGSU HENGRUI MEDICINE	19,237.34	13,124.89	32,362.23	2.46
5	600036	CHINA MERCHANTS BANK	17,395.66	14,748.41	32,144.07	2.45
6	600585	ANHUI CONCH CEMENT	11,690.82	14,980.23	26,671.05	2.03
7	600104	SAIC MOTOR	13,251.21	10,355.02	23,606.22	1.80
8	600030	CITIC SECURITIES	11,053.36	10,957.69	22,011.05	1.67
9	601166	INDUSTRIAL BANK	11,253.86	10,442.42	21,696.29	1.65
10	601668	CHINA STATE CONSTRUCTION ENGINEERING	10,609.08	10,889.20	21,498.28	1.64
11	600019	BAOSHAN IRON & STEEL	11,150.88	9,377.19	20,528.07	1.56
12	600690	QINGDAO HAIER	10,167.21	8,586.13	18,753.34	1.43
13	601398	INDUSTRIAL AND COMMERCIAL BANK OF CHINA	8,978.18	8,969.84	17,948.01	1.37
14	600009	SHANGHAI INTERNATIONAL AIRPORT	9,375.99	8,081.03	17,457.01	1.33
15	600900	CHINA YANGTZE POWER	11,768.61	4,689.53	16,458.13	1.25
16	601888	CHINA INTERNATIONAL TRAVEL SERVICE	10,630.33	5,743.03	16,373.36	1.25
17	600016	CHINA MINSHENG BANKING	8,365.37	7,777.48	16,142.85	1.23
18	601288	AGRICULTURAL BANK OF CHINA	8,186.07	7,365.75	15,551.82	1.18
19	601601	CHINA PACIFIC INSURANCE	7,566.27	7,330.21	14,896.48	1.13
20	600048	POLY REAL ESTATE	7,254.24	6,950.54	14,204.78	1.08
Total			298,761.58	262,923.90	561,685.48	42.73
Northbound Total			688,797.60	625,824.21	1,314,621.81	100.00

20 most active stocks (southbound) (in dollars)

Rank	Stock Code	Stock Name	Buy Trades (HK\$mil)	Sell Trades (HK\$mil)	Turnover (Buy + Sell Trades) (HK\$mil)	% of Southbound Total
1	00700	TENCENT	74,876.35	50,452.93	125,329.29	7.27
2	01398	ICBC	53,851.91	24,787.70	78,639.61	4.56
3	00005	HSBC HOLDINGS	55,132.52	13,993.28	69,125.80	4.01
4	01918	SUNAC	33,465.33	29,893.92	63,359.25	3.67
5	00175	GEELY AUTO	18,143.88	24,266.40	42,410.28	2.46
6	02318	PING AN	24,375.81	16,554.96	40,930.77	2.37
7	00939	CCB	21,614.80	18,653.54	40,268.34	2.34
8	03988	BANK OF CHINA	17,914.70	15,083.73	32,998.44	1.91
9	03333	EVERGRANDE	13,539.00	18,910.29	32,449.29	1.88
10	01336	NCI	20,955.37	11,248.83	32,204.21	1.87
11	00981	SMIC	18,353.65	12,259.04	30,612.68	1.78
12	02238	GAC GROUP	14,886.76	14,828.95	29,715.71	1.72
13	02333	GREATWALL MOTOR	16,942.65	12,194.62	29,137.27	1.69
14	02601	CPIC	16,583.69	10,257.81	26,841.50	1.56
15	03968	CM BANK	14,043.81	10,267.25	24,311.06	1.41
16	00998	CITIC BANK	15,081.12	7,411.91	22,493.03	1.30
17	02628	CHINA LIFE	10,777.95	11,553.24	22,331.19	1.30
18	02007	COUNTRY GARDEN	10,708.27	9,878.03	20,586.30	1.19
19	01088	CHINA SHENHUA	10,659.60	9,394.37	20,053.96	1.16
20	00966	CHINA TAIPING	12,268.33	7,184.49	19,452.82	1.13
Total			474,175.50	329,075.30	803,250.80	46.58
Southbound Total			975,579.57	748,825.80	1,724,405.37	100.00

Trading value and number of deal, 2016-2017

Year/Month		No. of trading day	Southbound							
			Trading Value				Number of deals			
			Buy		Sell		Buy		Sell	
			Total (HK mil)	Average daily	Total (HK mil)	Average daily	Total	Average daily	Total	Average daily
2016		18	7,942.88	441.27	1,221.49	67.86	228,734	12,707	35,990	1,999
2017		230	324,244.36	1,409.76	211,056.03	917.63	5,816,670	25,289	3,702,910	16,099
2017	Jan	16	5,718.85	357.43	1,715.06	107.19	149,652	9,353	50,757	3,172
	Feb	18	12,141.10	674.51	5,067.82	281.55	284,072	15,781	125,228	6,957
	Mar	21	22,859.24	1,088.54	12,703.02	604.91	450,803	21,466	262,602	12,504
	Apr	16	12,983.66	811.48	9,256.62	578.54	278,127	17,382	196,967	12,310
	May	17	14,549.58	855.86	9,909.16	582.89	280,106	16,476	190,198	11,188
	Jun	22	23,053.19	1,047.87	13,643.98	620.18	468,959	21,316	263,452	11,975
	Jul	21	28,675.92	1,365.52	18,335.61	873.12	512,071	24,384	321,486	15,308
	Aug	22	28,879.13	1,312.69	21,763.31	989.24	493,046	22,411	361,714	16,441
	Sep	19	37,060.06	1,950.53	25,043.03	1,318.05	654,498	34,447	413,496	21,762
	Oct	17	36,029.67	2,119.39	23,973.59	1,410.21	619,458	36,438	410,349	24,138
	Nov	22	61,902.53	2,813.75	37,604.46	1,709.29	953,805	43,354	609,931	27,724
	Dec	19	40,391.41	2,125.86	32,040.36	1,686.33	672,073	35,372	496,730	26,143

Year/Month		No. of trading day	Northbound							
			Trading Value				Number of deals			
			Buy		Sell		Buy		Sell	
			Total (RMB mil)	Average daily	Total (RMB mil)	Average daily	Total	Average daily	Total	Average daily
2016		17	20,679.36	1,216.43	5,511.07	324.18	837,645	49,273	271,263	15,956
2017		235	543,734.78	2,313.77	406,970.40	1,731.79	22,230,517	94,598	17,861,302	76,006
2017	Jan	18	18,462.62	1,025.70	6,827.13	379.28	976,534	54,251	306,325	17,018
	Feb	18	22,342.39	1,241.24	11,159.45	619.97	841,755	46,764	772,264	42,903
	Mar	23	34,993.39	1,521.45	25,004.43	1,087.15	1,380,968	60,042	1,032,025	44,870
	Apr	15	29,407.35	1,960.49	20,634.79	1,375.65	1,188,530	79,235	839,032	55,935
	May	18	37,718.68	2,095.48	23,646.64	1,313.70	1,682,878	93,493	1,104,370	61,353
	Jun	22	49,943.09	2,270.14	34,293.43	1,558.79	1,911,761	86,898	1,426,795	64,854
	Jul	21	44,164.64	2,103.08	29,167.49	1,388.93	1,844,875	87,851	1,266,982	60,332
	Aug	22	51,321.42	2,332.79	38,062.18	1,730.10	1,983,868	90,175	1,891,446	85,974
	Sep	21	57,144.79	2,721.18	43,606.01	2,076.48	2,405,889	114,566	1,803,170	85,865
	Oct	17	56,485.92	3,322.70	45,956.57	2,703.33	2,396,668	140,980	1,983,668	116,686
	Nov	22	84,983.42	3,862.88	77,307.37	3,513.97	3,171,299	144,149	3,099,711	140,895
	Dec	18	56,767.08	3,153.73	51,304.92	2,850.27	2,445,492	135,860	2,335,514	129,750

20 most active stocks (northbound) (in dollars)

Rank	Stock Code	Stock Name	Buy Trades (RMB mil)	Sell Trades (RMB mil)	Turnover (Buy + Sell Trades) (RMB mil)	% of Northbound Total
1	002415	HANGZHOU HIKVISION DIGITAL TECHNOLOGY	49,327.15	27,929.50	77,256.66	8.13
2	000333	MIDEA GROUP	41,613.22	19,379.22	60,992.44	6.42
3	000651	GREE ELECTRIC APPLIANCES INC OF ZHUHAI	29,510.75	16,796.27	46,307.02	4.87
4	000858	WULIANGYE YIBIN	19,808.41	16,335.02	36,143.43	3.80
5	000725	BOE TECHNOLOGY GROUP	14,240.63	12,608.85	26,849.47	2.82
6	002304	JIANGSU YANGHE BREWERY JOINT-STOCK	12,013.17	7,600.57	19,613.74	2.06
7	000001	PING AN BANK	10,671.25	6,601.54	17,272.78	1.82
8	000002	CHINA VANKE	9,504.95	7,640.90	17,145.85	1.80
9	000538	YUNNAN BAIYAO GROUP	9,819.33	3,900.22	13,719.55	1.44
10	002008	HAN'S LASER TECHNOLOGY INDUSTRY GROUP	6,426.74	5,294.47	11,721.21	1.23
11	002508	HANGZHOU ROBAM APPLIANCES	7,348.18	3,413.38	10,761.57	1.13
12	002027	FOCUS MEDIA INFORMATION TECHNOLOGY	5,637.98	4,932.48	10,570.46	1.11
13	000568	LUZHOU LAOJIAO	5,498.66	4,660.52	10,159.19	1.07
14	002594	BYD	5,606.60	4,493.53	10,100.12	1.06
15	300433	LENS TECHNOLOGY	5,266.51	4,294.63	9,561.14	1.01
16	002236	ZHEJIANG DAHUA TECHNOLOGY	4,966.66	4,408.59	9,375.26	0.99
17	002230	IFLYTEK	4,768.62	4,288.93	9,057.55	0.95
18	002241	GOERTEK INC	4,589.42	4,301.31	8,890.73	0.94
19	001979	CHINA MERCHANTS SHEKOU INDUSTRIAL ZONE	4,343.27	3,327.29	7,670.56	0.81
20	002466	TIANQI LITHIUM CORP	3,916.25	3,486.90	7,403.15	0.78
Total			254,877.76	165,694.12	420,571.89	44.24
Northbound Total			543,734.78	406,970.40	950,705.18	100.00

20 most active stocks (southbound) (in dollars)

Rank	Stock Code	Stock Name	Buy Trades (HK\$mil)	Sell Trades (HK\$mil)	Turnover (Buy + Sell Trades) (HK\$mil)	% of Southbound Total
1	00700	TENCENT	25,105.31	14,985.64	40,090.95	7.49
2	00763	ZTE	11,436.99	9,165.33	20,602.32	3.85
3	01918	SUNAC	12,050.16	8,468.91	20,519.07	3.83
4	00799	IGG	7,079.79	6,476.89	13,556.69	2.53
5	03333	EVERGRANDE	5,436.67	5,572.79	11,009.46	2.06
6	00175	GEELY AUTO	5,693.85	4,943.45	10,637.30	1.99
7	00981	SMIC	6,420.92	4,012.11	10,433.03	1.95
8	02202	CHINA VANKE	6,155.83	3,210.94	9,366.77	1.75
9	01357	MEITU	5,115.01	4,186.81	9,301.82	1.74
10	02318	PING AN	4,578.04	2,771.35	7,349.39	1.37
11	01030	FUTURE LAND	3,633.45	2,962.86	6,596.31	1.23
12	02382	SUNNY OPTICAL	3,765.81	2,637.00	6,402.80	1.20
13	01336	NCI	4,280.91	2,064.90	6,345.81	1.19
14	00607	FULLSHARE	4,495.65	1,382.85	5,878.49	1.10
15	01211	BYD COMPANY	3,085.17	2,577.92	5,663.09	1.06
16	01548	GENSCRIPT BIO	3,392.08	2,242.91	5,634.98	1.05
17	02333	GREATWALL MOTOR	3,344.48	2,281.57	5,626.05	1.05
18	02208	GOLDWIND	3,739.79	1,842.43	5,582.22	1.04
19	02238	GAC GROUP	3,056.83	2,466.33	5,523.15	1.03
20	01980	TIANGE	2,670.83	2,487.60	5,158.43	0.96
Total			124,537.55	86,740.58	211,278.12	39.47
Southbound Total			324,244.36	211,056.03	535,300.39	100.00

Stock trading value, 1970-2017

HK\$mil

Year	Whole year value	No. of trading days	Average daily	High day (*)		Low day (*)	
				Value	Date	Value	Date
1970	6,056.13	294	20.60	56.69	03/10	6.15	06/09
1971	14,806.21	276	53.65	211.39	09/20	9.12	03/01
1972	42,907.54	247	173.71	659.34	11/10	21.48	02/02
1973	48,880.44	245	199.51	704.69	02/08	35.39	08/29
1974	11,436.70	245	46.68	219.33	06/17	10.91	12/05
1975	10,359.91	246	42.11	167.46	03/06	9.00	01/06
1976	13,183.31	248	53.16	223.42	02/26	9.72	07/26
1977	6,132.43	246	24.93	67.47	04/18	8.54	10/10
1978	27,445.86	244	112.48	410.91	08/18	9.39	02/10
1979	25,632.21	246	104.20	407.69	09/26	18.39	01/02
1980	95,670.54	246	388.90	1,424.95	11/03	47.58	04/09
1981	105,970.90	244	434.31	991.92	06/12	132.90	10/26
1982	46,221.25	247	187.13	2,064.18	04/26	68.68	12/23
1983	37,166.26	247	150.47	589.22	07/15	40.37	01/04
1984	48,808.70	248	196.81	1,264.27	01/13	38.50	01/03
1985	75,821.03	247	306.97	3,308.08	02/01	116.04	12/23
1986	123,128.35	247	498.50	1,721.13	10/08	124.62	02/05
1987	371,406.46	246	1,509.78	5,407.55	10/02	401.58	04/21
1988	199,480.68	248	804.36	1,889.48	06/15	230.00	09/19
1989	299,146.70	246	1,216.04	3,673.60	05/23	290.01	07/18
1990	288,714.90	248	1,164.17	3,280.82	08/07	338.36	12/28
1991	334,103.92	248	1,347.19	3,389.14	07/05	241.35	01/02
1992	700,577.50	250	2,802.31	6,420.47	05/25	965.50	01/03
1993	1,222,675.13	249	4,910.34	12,909.44	12/10	1,019.78	01/04
1994	1,137,414.00	248	4,586.35	17,204.66	01/07	1,313.55	07/04
1995	826,800.60	247	3,347.37	9,924.41	05/12	1,385.27	05/01
1996	1,412,242.38	249	5,671.66	13,803.84	12/06	2,734.90	05/27
1997	3,788,959.79	245	15,465.14	46,096.84	08/29	3,253.55	12/29
1998	1,701,112.01	247	6,887.09	79,002.61	08/28	1,221.90	12/28
1999	1,915,940.58	247	7,756.84	17,387.59	11/16	2,100.34	02/22
2000	3,047,565.32	247	12,338.32	35,746.19	02/15	4,565.80	12/27
2001	1,950,086.74	243	8,025.05	17,752.03	04/19	2,906.48	12/27
2002	1,599,074.57	247	6,473.99	12,982.41	05/02	2,734.31	01/02
2003	2,545,675.94	248	10,264.82	34,464.21	12/16	2,136.95	01/02
2004	3,948,350.84	249	15,856.83	38,758.84	01/13	7,378.09	08/17
2005	4,498,095.11	247	18,210.91	34,617.04	03/02	9,835.58	05/24
2006	8,332,633.24	247	33,735.36	76,008.14	10/27	16,451.20	06/19
2007	21,506,271.44	246	87,423.87	209,808.30	10/03	35,013.62	03/15
2008	17,600,713.87	245	71,839.65	156,353.59	01/23	21,951.90	12/29
2009	15,439,486.88	249	62,005.97	146,624.25	05/13	28,531.97	03/12
2010	17,076,412.15	249	68,579.97	138,533.28	10/14	33,995.19	02/18
2011	17,091,116.87	246	69,476.08	124,773.84	08/05	24,466.29	12/30
2012	13,267,508.72	247	53,714.61	127,100.48	03/06	32,641.54	01/03
2013	15,185,792.16	244	62,236.85	128,156.37	02/04	38,487.85	07/22
2014	16,990,272.09	247	68,786.53	147,757.45	12/05	39,200.50	05/26
2015	25,835,958.29	247	104,599.02	291,528.73	04/09	37,862.23	12/29
2016	16,279,975.49	245	66,448.88	116,801.74	09/09	43,757.44	05/23
2017	21,560,099.47	246	87,642.68	171,931.66	11/30	49,248.76	02/02

Records since 1970

High year: 2015

High day: 2015/04/09

Low year: 1970

Low day: 1970/06/09

(*) Only full trading days are included for the records.

Market turnover values since 1993 were adjusted for late reported and rejected sales.

Prior to 2 April 1986, there were four stock exchanges in Hong Kong.

Key statistics for listed stocks (1976-2017)

Year	No. of listed companies	No. of listed securities	Equities funds raised* (HK\$mil)	Market capitalisation (HK\$mil)
1976	295	319	n.a.	56,675
1977	284	315	n.a.	51,278
1978	265	298	n.a.	65,939
1979	262	298	n.a.	112,809
1980	262	309	n.a.	209,753
1981	269	335	n.a.	232,331
1982	273	342	n.a.	131,640
1983	277	351	n.a.	142,094
1984	278	348	n.a.	184,642
1985	279	340	n.a.	269,511
1986	253	335	14,707	419,281
1987	276	412	48,082	419,612
1988	304	479	18,506	580,378
1989	298	479	20,345	605,010
1990	299	520	21,233	650,410
1991	357	597	39,457	949,172
1992	413	749	105,113	1,332,184
1993	477	891	90,005	2,975,379
1994	529	1,006	51,861	2,085,182
1995	542	1,033	39,202	2,348,310
1996	583	1,272	100,018	3,475,965
1997	658	1,533	247,577	3,202,630
1998	680	1,246	38,257	2,661,713
1999	701	1,205	148,120	4,727,527
2000	736	1,294	451,281	4,795,150
2001	756	1,075	58,593	3,885,342
2002	812	1,416	101,413	3,559,099
2003	852	1,598	209,116	5,477,670
2004	892	1,971	276,521	6,629,177
2005	934	2,448	298,660	8,113,333
2006	975	3,184	516,025	13,248,821
2007	1,048	5,896	571,078	20,536,463
2008	1,087	5,654	418,188	10,253,589
2009	1,145	6,441	637,734	17,769,271
2010	1,244	7,730	845,486	20,942,284
2011	1,326	6,551	482,834	17,452,667
2012	1,368	6,723	300,231	21,871,730
2013	1,451	8,330	369,822	23,908,804
2014	1,548	8,856	929,399	24,892,419
2015	1,644	8,792	1,093,551	24,425,555
2016	1,713	8,330	471,172	24,450,435
2017	1,794	12,478	567,401	33,717,995

Year-end figures

n.a. Not available

* Equities funds raised prior to 1990 do not include share option scheme.

Highest turnover records Main Board

Year		
Rank	Value (HK\$mil)	Year
1	25,835,958.29	2015
2	21,560,099.47	2017
3	21,506,271.44	2007
4	17,600,713.87	2008
5	17,091,116.87	2011
6	17,076,412.14	2010
7	16,990,272.09	2014
8	16,279,975.49	2016
9	15,439,486.88	2009
10	15,185,792.16	2013

Quarter		
Rank	Value (HK\$mil)	Quarter/Year
1	9,762,437.26	2/2015
2	8,306,624.27	4/2007
3	6,500,307.96	4/2017
4	6,343,886.31	3/2015
5	6,102,056.58	3/2007
6	5,930,454.10	3/2017
7	5,901,036.22	1/2008
8	5,494,945.12	4/2010
9	5,240,239.32	1/2015
10	4,970,894.65	4/2014

Month		
Rank	Value (HK\$mil)	Month/Year
1	3,764,713.11	04/2015
2	3,473,846.35	10/2007
3	3,096,229.47	06/2015
4	2,993,364.29	11/2007
5	2,901,494.69	05/2015
6	2,746,953.45	07/2015
7	2,623,012.43	01/2008
8	2,622,252.96	11/2017
9	2,164,963.59	08/2017
10	2,154,141.65	11/2010

Day		
Rank	Value (HK\$mil)	Date
1	291,528.73	2015/04/09
2	263,636.12	2015/04/13
3	250,031.84	2015/04/08
4	237,596.69	2015/04/14
5	235,970.30	2015/07/08
6	221,144.86	2015/04/10
7	216,146.34	2015/04/15
8	214,530.81	2015/04/17
9	212,706.95	2015/07/06
10	212,071.03	2015/07/09

Main Board and GEM

Year		
Rank	Value (HK\$mil)	Year
1	26,090,621.56	2015
2	21,709,160.48	2017
3	21,665,529.92	2007
4	17,652,800.86	2008
5	17,210,077.74	2010
6	17,155,730.33	2014
7	17,154,074.38	2011
8	16,396,424.98	2016
9	15,515,248.69	2009
10	15,264,629.96	2013

Quarter		
Rank	Value (HK\$mil)	Quarter/Year
1	9,894,068.82	2/2015
2	8,339,767.42	4/2007
3	6,544,565.64	4/2017
4	6,395,260.35	3/2015
5	6,156,615.82	3/2007
6	5,964,717.45	3/2017
7	5,922,420.08	1/2008
8	5,533,486.38	4/2010
9	5,272,006.50	1/2015
10	5,005,118.22	4/2014

Month		
Rank	Value (HK\$mil)	Month/Year
1	3,801,844.34	04/2015
2	3,487,325.59	10/2007
3	3,143,397.12	06/2015
4	3,007,223.67	11/2007
5	2,948,827.35	05/2015
6	2,773,195.27	07/2015
7	2,639,017.21	11/2017
8	2,629,311.19	01/2008
9	2,174,977.58	04/2017
10	2,168,466.42	08/2007

Day		
Rank	Value (HK\$mil)	Date
1	293,910.76	2015/04/09
2	266,098.63	2015/04/13
3	252,396.05	2015/04/08
4	239,903.34	2015/04/14
5	237,429.14	2015/07/08
6	222,888.83	2015/04/10
7	218,018.39	2015/04/15
8	215,953.40	2015/04/17
9	214,812.39	2015/07/06
10	213,825.66	2015/07/09

Note: Market turnover values since January 1993 were adjusted for late reported and rejected sales.
Turnover value traded in non-HKD currency securities have been included start from 29 November 2010

10 largest day-to-day fluctuations in stock price indices

S&P/HKEX LargeCap Index 1998-2017

Rank	% up	Date	Closing index
1	15.04	1998/02/02	11001.95
2	14.29	2008/10/28	15507.37
3	12.64	2008/10/30	17632.61
4	10.97	2008/01/23	29340.77
5	10.09	2008/10/13	19931.74
6	9.95	1998/10/16	10078.68
7	9.29	2008/09/19	23629.69
8	9.20	1998/09/07	8013.39
9	8.75	1998/08/14	7133.91
10	8.28	2008/12/08	18707.83

28 February 2003 = 10000

Rank	% down	Date	Closing index
1	12.59	2008/10/27	13569.03
2	9.82	1998/01/12	8439.81
3	8.87	2001/09/12	10522.63
4	8.70	2000/04/17	15693.12
5	8.67	2008/01/22	26440.70
6	8.19	2008/10/24	15523.90
7	8.14	2008/10/08	18980.80
8	7.53	1998/08/31	7089.75
9	7.49	2008/10/10	18104.89
10	6.91	2000/01/05	16613.10

Rank	Points up	Date	Closing index
1	2900.07	2008/01/23	29340.77
2	2009.16	2008/09/19	23629.69
3	1978.01	2008/10/30	17632.61
4	1938.34	2008/10/28	15507.37
5	1907.46	2008/01/25	30474.42
6	1826.85	2008/10/13	19931.74
7	1690.88	2007/11/14	35076.20
8	1594.62	2008/03/25	27333.87
9	1478.44	2007/08/20	25881.95
10	1438.53	1998/02/02	11001.95

Rank	Points down	Date	Closing index
1	2509.29	2008/01/22	26440.70
2	1954.87	2008/10/27	13569.03
3	1916.47	2007/11/05	35248.33
4	1791.06	2015/08/07	28851.92
5	1703.15	2008/01/16	29740.34
6	1682.08	2008/10/08	18980.80
7	1654.93	2008/01/21	28949.99
8	1592.80	2008/02/06	28621.00
9	1495.17	2000/04/17	15693.12
10	1469.53	2015/08/24	26101.09

Hang Seng Index 1970-2017

Rank	% up	Date	Closing index
1	18.82	1997/10/29	10765.30
2	14.41	1973/02/09	1449.91
3	14.35	2008/10/28	12596.29
4	14.33	1998/02/02	10578.60
5	13.36	1974/11/27	185.17
6	13.20	1973/02/02	1098.86
7	13.20	1973/04/11	926.45
8	12.82	2008/10/30	14329.85
9	12.35	1975/01/27	209.62
10	11.71	1973/07/18	602.34

31 July 1964 = 100

Rank	% down	Date	Closing index
1	33.33	1987/10/26	2241.69
2	21.75	1989/06/05	2093.61
3	13.70	1997/10/28	9059.89
4	13.31	1973/03/26	1229.28
5	12.70	2008/10/27	11015.84
6	11.48	1973/04/10	818.39
7	11.43	1972/11/13	672.62
8	11.12	1987/10/19	3362.39
9	10.78	1989/05/22	2806.57
10	10.41	1997/10/23	10426.30

Rank	Points up	Date	Closing index
1	2332.54	2008/01/23	24090.17
2	1705.41	1997/10/29	10765.30
3	1695.27	2008/09/19	19327.73
4	1627.78	2008/10/30	14329.85
5	1583.10	2008/01/25	25122.37
6	1580.45	2008/10/28	12596.29
7	1515.29	2008/10/13	16312.16
8	1362.66	2007/11/14	29166.01
9	1356.30	2008/03/25	22464.52
10	1326.24	1998/02/02	10578.60

Rank	Points down	Date	Closing index
1	2061.23	2008/01/22	21757.63
2	1602.54	2008/10/27	11015.84
3	1526.02	2007/11/05	28942.32
4	1458.75	2015/08/07	23516.56
5	1438.31	1997/10/28	9059.89
6	1386.93	2008/01/16	24450.85
7	1383.01	2008/01/21	23818.86
8	1380.39	2000/04/17	14762.37
9	1372.03	2008/10/08	15431.73
10	1339.24	2008/02/06	23469.46

World stock market indices (2013-2017)

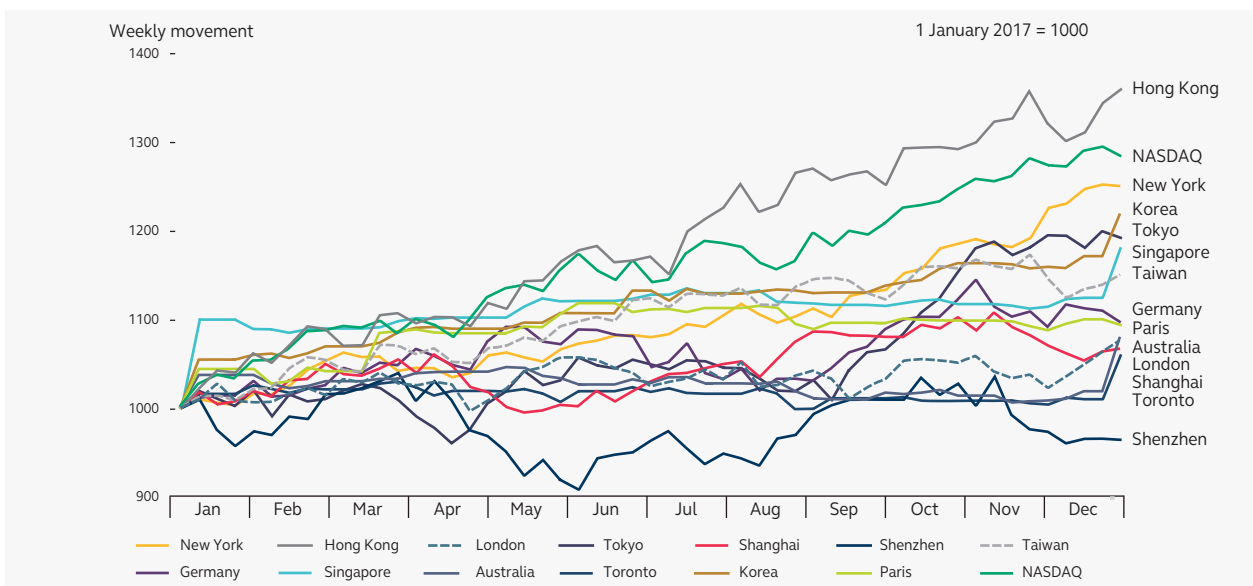
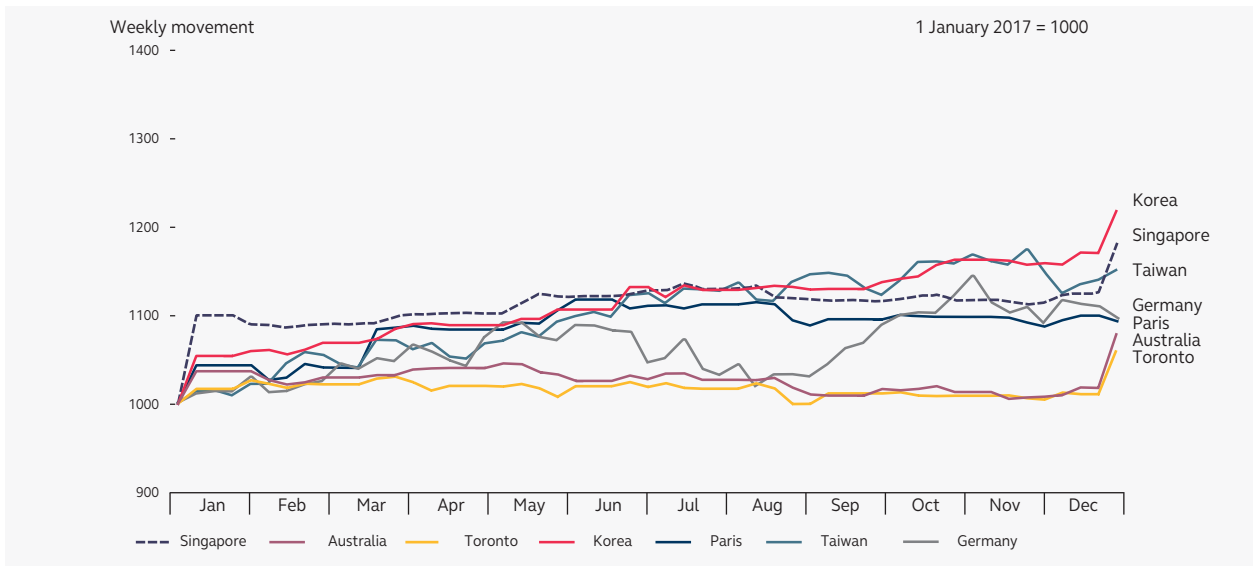
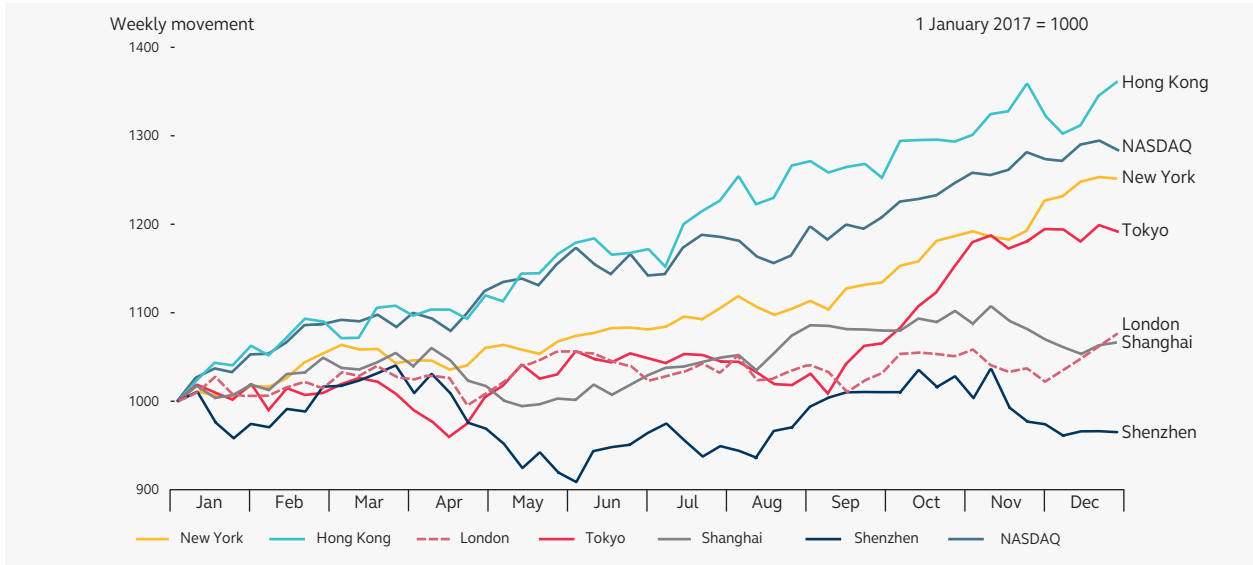
Year/ Month	AUSTRALIA All Ordinaries Index	GERMANY DAX Kursindex	HONG KONG Hang Seng Index	KOREA KOSPI Index	LONDON FTSE 100 Index	NASDAQ Nasdaq Composite Index	NEW YORK DJIA Index
2013	5353.08	5051.89	23306.39	2011.34	6749.09	4176.59	16576.66
2014	5388.60	5044.71	23605.04	1915.59	6566.09	4736.05	17823.07
2015	5344.56	5390.31	21914.40	1961.31	6242.32	5007.41	17425.03
2016	5719.14	5588.27	22000.56	2026.46	7142.83	5383.12	19762.60
2017	6167.30	6122.26	29919.15	2467.49	7687.77	6903.39	24719.22
2017							
Jan	5675.00	5614.30	23360.78	2067.57	7099.15	5614.79	19864.09
Feb	5761.04	5740.60	23740.73	2091.64	7263.44	5825.44	20812.24
Mar	5903.84	5953.44	24111.59	2160.23	7322.92	5911.74	20663.22
Apr	5947.59	6004.37	24615.13	2205.44	7203.94	6047.61	20940.51
May	5761.29	5990.58	25660.65	2347.38	7519.95	6198.52	21008.65
Jun	5764.04	5841.44	25764.58	2391.79	7312.72	6140.42	21349.63
Jul	5773.91	5743.40	27323.99	2402.71	7372.00	6348.12	21891.12
Aug	5776.25	5713.82	27970.30	2363.19	7430.62	6428.66	21948.10
Sep	5744.86	6080.19	27554.30	2394.47	7372.76	6495.96	22405.09
Oct	5976.40	6270.10	28245.54	2523.43	7493.08	6727.67	23377.24
Nov	6057.21	6172.66	29177.35	2476.37	7326.67	6873.97	24272.35
Dec	6167.30	6122.26	29919.15	2467.49	7687.77	6903.39	24719.22

Note: Month-end or year-end figures.

Year/ Month	PARIS CAC 40 Index	SHANGHAI A-Share Index	SHENZHEN A-Share Index	SINGAPORE Straits Times Index	TAIWAN Weighted Index	TOKYO Nikkei 225 Index	TORONTO S&P/TSX Composite Index
2013	4295.95	2214.49	1103.81	3167.43	8611.51	16291.31	13621.55
2014	4272.75	3388.63	1478.45	3365.15	9307.26	17450.77	14632.44
2015	4637.06	3704.29	2415.50	2882.73	8338.06	19033.71	13009.95
2016	4862.31	3249.59	2059.91	2880.76	9253.50	19114.37	15287.59
2017	5312.56	3463.48	1986.42	3402.92	10642.86	22764.94	16209.13
2017							
Jan	4748.90	3308.06	2005.61	3046.80	9447.95	19041.34	15385.96
Feb	4858.58	3394.50	2093.59	3096.61	9750.47	19118.99	15399.24
Mar	5122.51	3374.66	2078.06	3175.11	9811.52	18909.26	15547.75
Apr	5267.33	3303.44	1994.67	3175.44	9872.00	19196.74	15586.13
May	5283.63	3264.54	1891.38	3210.82	10040.72	19650.57	15349.91
Jun	5120.68	3343.39	1984.76	3226.48	10395.07	20033.43	15182.19
Jul	5093.77	3427.79	1965.05	3329.52	10427.33	19925.18	15143.87
Aug	5085.59	3519.72	2034.36	3277.26	10585.78	19646.24	15211.87
Sep	5329.81	3506.73	2079.78	3219.91	10383.94	20356.28	15634.94
Oct	5503.29	3553.72	2094.14	3374.08	10793.80	22011.61	16025.59
Nov	5372.79	3474.01	1989.32	3433.54	10560.44	22724.96	16067.48
Dec	5312.56	3463.48	1986.42	3402.92	10642.86	22764.94	16209.13

Note: Month-end or year-end figures.

World stock market indices (2017)



S&P/HKEX GEM Index, daily closing (2017)

28 February 2003 = 1000

Date	Jan	Feb	Mar	Apr	May	Jun	Jul	Aug	Sep	Oct	Nov	Dec
1	-	366.12	349.88	-	-	332.25	-	273.80	267.34	-	273.43	261.46
2	-	363.90	349.48	-	340.13	335.56	-	270.95	-	-	272.96	-
3	354.00	364.89	349.45	346.82	-	-	281.75	270.54	-	272.21	275.40	-
4	354.29	-	-	-	339.97	-	279.25	270.89	266.18	271.83	-	260.24
5	355.97	-	-	343.93	337.88	334.30	281.18	-	269.19	-	-	259.68
6	355.07	364.36	351.13	341.97	-	332.33	280.63	-	268.64	270.46	274.57	254.85
7	-	356.23	350.59	343.00	-	330.26	282.51	271.96	268.99	-	275.37	254.90
8	-	358.76	348.41	-	336.94	331.27	-	272.19	269.13	-	273.75	256.28
9	353.06	358.51	346.88	-	336.95	329.92	-	270.72	-	273.24	268.04	-
10	357.19	355.79	344.43	340.06	338.41	-	280.93	267.51	-	275.55	267.86	-
11	360.20	-	-	340.20	339.41	-	279.83	266.14	267.92	274.65	-	254.65
12	359.45	-	-	339.13	340.35	-	328.53	278.28	-	267.84	277.64	256.39
13	357.94	354.38	345.42	339.22	-	328.54	278.17	-	267.32	279.73	267.78	258.51
14	-	351.10	348.77	-	-	327.66	279.39	266.80	266.66	-	266.10	259.23
15	-	343.91	348.61	-	337.59	326.04	-	266.43	266.31	-	264.45	257.90
16	357.56	345.64	351.93	-	337.19	320.98	-	266.17	-	281.28	264.89	-
17	357.00	343.68	352.62	-	335.53	-	277.14	266.09	-	282.49	265.73	-
18	357.77	-	-	334.98	333.36	-	276.65	266.77	266.49	281.49	-	256.78
19	356.75	-	-	334.53	333.46	322.70	278.35	-	266.22	275.06	-	257.28
20	356.13	342.78	353.00	337.43	-	322.16	276.96	-	265.53	277.61	263.57	256.14
21	-	341.60	351.52	338.50	-	319.97	277.11	267.05	263.44	-	265.27	257.75
22	-	342.63	349.28	-	334.19	320.54	-	268.97	264.22	-	266.31	259.34
23	358.03	343.59	349.98	-	334.34	318.18	-	-	-	277.25	264.34	-
24	360.64	343.19	348.99	337.38	332.42	-	276.40	270.41	-	274.01	265.95	-
25	362.11	-	-	338.53	330.69	-	275.67	270.23	261.33	275.47	-	-
26	364.83	-	-	340.16	333.17	316.06	274.94	-	260.92	274.61	-	-
27	366.25	344.58	347.52	337.83	-	285.59	273.85	-	262.92	274.28	262.49	261.47
28	-	350.89	347.26	340.45	-	283.30	272.12	269.86	264.38	-	261.36	261.32
29	-	-	347.72	-	331.81	285.31	-	268.92	267.76	-	260.72	263.81
30	-	-	344.07	-	-	283.62	-	269.73	-	271.07	261.13	-
31	-	-	346.92	-	335.17	-	271.96	268.80	-	271.07	-	-
High	366.25	366.12	353.00	346.82	340.35	335.56	282.51	273.80	269.19	282.49	275.40	263.81
Low	353.06	341.60	344.07	334.53	330.69	283.30	271.96	266.09	260.92	270.46	260.72	254.65
Avg	358.12	351.83	348.86	339.65	335.95	318.87	277.77	269.13	266.13	275.55	267.34	258.31

Note: S&P/HKEX GEM Index is compiled by Standard & Poors.

S&P/HKEX GEM Index



Number of securities by type on GEM, 2013-2017

Type	Year				
	2013	2014	2015	2016	2017
Ordinary shares	192	204	222	260	324
Preference shares	0	0	0	0	0
Warrants	0	0	1	1	1
– Equity warrants	0	0	1	1	1
– Derivative warrants	0	0	0	0	0
Total	192	204	223	261	325

Number of newly listed securities on GEM, 2013-2017

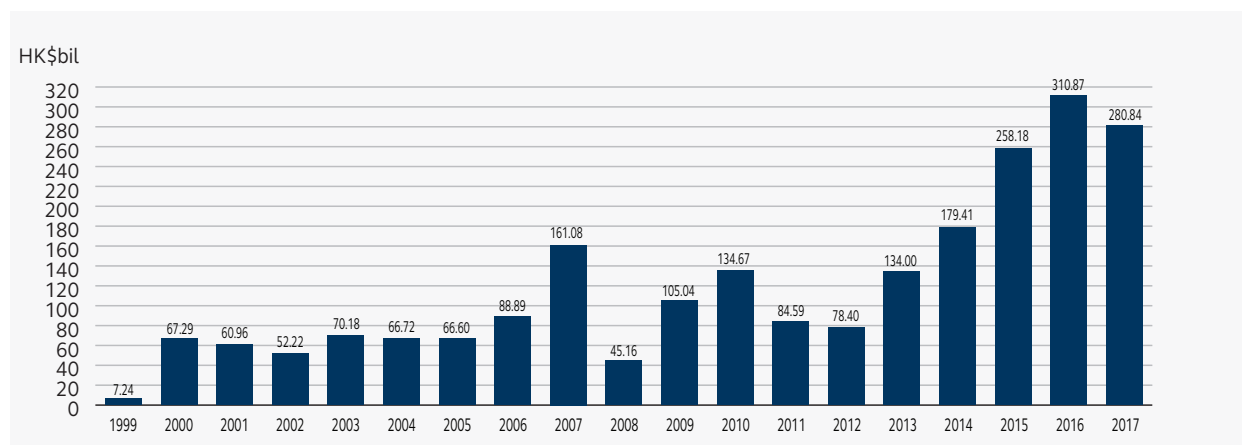
Type	Year				
	2013	2014	2015	2016	2017
Ordinary shares	23	19	34	45	80
Preference shares	0	0	0	0	0
Warrants	0	0	1	1	0
– Equity warrants	0	0	1	1	0
– Derivative warrants	0	0	0	0	0
Total	23	19	35	46	80

Number of delisted securities from GEM, 2013-2017

Type	Year				
	2013	2014	2015	2016	2017
Ordinary shares	10	7	16	7	16
– Withdrawal of listing	2	0	2	1	3
– Transfer of listing on Main Board*	8	7	14	6	13
Warrants – equity	1	0	0	1	0
Total	11	7	16	8	16

* Transfers of listing from GEM to Main Board pursuant to the revised Rule 9.24 of GEM Listing Rules and to the new Chapter 9A of the Main Board Listing Rules effective from 1 July 2008

Market capitalisation of GEM, 1999-2017



Market capitalisation of GEM by Hang Seng Industry Classification System, 2017

HK\$mil

Industry Classification *	2017											
	Jan	Feb	Mar	Apr	May	Jun	Jul	Aug	Sep	Oct	Nov	Dec
Energy	1,378.88	1,291.68	1,954.01	2,057.46	1,738.52	1,527.29	1,275.45	1,309.95	1,332.44	1,535.78	1,358.48	1,471.69
Materials	4,773.08	4,900.02	4,005.63	3,923.71	4,233.89	4,317.82	4,277.84	3,878.46	4,227.98	4,216.02	4,689.47	5,031.41
Industrials	28,715.05	30,700.64	32,026.08	31,685.76	33,692.74	30,937.61	33,082.88	33,391.21	34,024.25	40,473.96	42,400.89	42,680.61
Consumer Goods	51,577.27	43,827.72	42,202.83	41,299.50	42,162.02	40,806.51	38,170.85	38,966.45	40,447.29	42,129.25	43,000.16	40,499.17
Consumer Services	77,733.38	79,946.74	79,010.15	81,087.15	83,368.01	76,388.18	76,135.54	78,845.31	78,186.83	74,679.65	68,111.41	73,054.41
Telecommunications	2,780.61	2,822.98	2,709.34	3,262.80	1,619.35	1,148.19	1,060.83	1,062.70	1,242.15	1,101.91	1,097.86	1,078.79
Utilities	5,107.86	5,145.29	4,592.76	4,118.30	4,091.63	4,708.65	4,410.26	4,354.53	5,909.33	6,226.27	6,365.26	5,832.47
Financials	52,895.39	54,455.61	54,359.96	57,790.26	51,976.76	42,344.59	44,117.23	44,480.40	40,832.18	41,647.90	43,120.94	42,377.61
Properties & Construction	58,099.77	55,368.41	57,176.55	57,496.71	53,786.03	20,121.96	17,719.83	16,034.58	17,096.58	19,450.00	17,173.92	18,263.10
Information Technology	45,824.21	46,510.97	45,960.34	46,167.83	44,902.02	45,283.26	44,573.52	44,452.74	48,240.32	50,734.95	50,420.37	50,442.88
Conglomerates	88.45	89.99	84.60	85.83	100.60	78.45	91.37	61.84	59.07	64.61	79.37	109.30
Total	328,973.95	325,060.04	324,082.25	328,975.32	321,671.58	267,662.50	264,915.60	266,838.16	271,598.42	282,260.30	277,818.13	280,841.44

Note: Month-end figures

* Hang Seng Industry Classification System (HSICS) is provided by Hang Seng Indexes Company Limited.

Market capitalisation trends on GEM by Hang Seng Industry Classification System, 2013-2017

HK\$mil

Industry Classification *	2013		2014		2015		2016		2017	
Energy	1,781.94	(1.33%)	1,575.07	(0.88%)	1,641.55	(0.64%)	1,347.60	(0.43%)	1,471.69	(0.52%)
Materials	8,728.95	(6.51%)	11,669.95	(6.50%)	8,564.68	(3.32%)	4,878.76	(1.57%)	5,031.41	(1.79%)
Industrials	5,891.00	(4.40%)	8,299.91	(4.63%)	21,072.97	(8.16%)	26,629.77	(8.57%)	42,680.61	(15.20%)
Consumer Goods	22,656.91	(16.91%)	34,343.86	(19.14%)	49,520.07	(19.18%)	49,218.36	(15.83%)	40,499.17	(14.42%)
Consumer Services	31,846.17	(23.77%)	40,362.00	(22.50%)	57,495.16	(22.27%)	71,844.86	(23.11%)	73,054.41	(26.01%)
Telecommunications	578.58	(0.43%)	4,187.89	(2.33%)	8,459.78	(3.28%)	2,994.10	(0.96%)	1,078.79	(0.38%)
Utilities	3,436.59	(2.56%)	1,790.00	(1.00%)	3,409.32	(1.32%)	5,134.06	(1.65%)	5,832.47	(2.08%)
Financials	14,739.52	(11.00%)	21,827.68	(12.17%)	32,675.84	(12.66%)	44,936.10	(14.45%)	42,377.61	(15.09%)
Properties & Construction	2,460.84	(1.84%)	5,607.53	(3.13%)	17,957.06	(6.96%)	58,161.26	(18.71%)	18,263.10	(6.50%)
Information Technology	41,881.56	(31.25%)	49,745.99	(27.73%)	57,268.83	(22.18%)	45,638.54	(14.68%)	50,442.88	(17.96%)
Conglomerates	0.00	(0.00%)	0.00	(0.00%)	110.47	(0.04%)	88.45	(0.03%)	109.30	(0.04%)
Equity total	134,002.06	(100.00%)	179,409.87	(100.00%)	258,175.74	(100.00%)	310,871.86	(100.00%)	280,841.44	(100.00%)

() % of equity market total

Year-end figures

* Hang Seng Industry Classification System (HSICS) is provided by Hang Seng Indexes Company Limited.

50 leading companies in market capitalisation on GEM

End of 2017

Rank	Code	Company	Issued capital (shares)	Closing price (HK\$)	Market capitalisation (HK\$mil)	% of market total
1	08207	Chong Sing Holdings FinTech Group Ltd.	22,365,277,005	1.030	23,036.24	8.20
2	08137	Honbridge Holdings Ltd.	9,861,821,606	1.740	17,159.57	6.11
3	08008	SUNeVision Holdings Ltd.	2,322,721,833	5.940	13,796.97	4.91
4	08279	AGTech Holdings Ltd.	11,246,659,760	1.210	13,608.46	4.85
5	08138	Beijing Tong Ren Tang Chinese Medicine Co. Ltd.	837,100,000	10.620	8,890.00	3.17
6	08265	China Trustful Group Ltd.	2,151,209,327	3.380	7,271.09	2.59
7	08032	Viva China Holdings Ltd.	8,808,732,726	0.780	6,870.81	2.45
8	08057	Madison Holdings Group Ltd.	4,000,000,000	1.710	6,840.00	2.44
9	08176	SuperRobotics Ltd.	476,219,666	12.880	6,133.71	2.18
10	08407	China Industrial Securities Int'l Financial Group Ltd.	4,000,000,000	1.350	5,400.00	1.92
11	08469	Sheng Ye Capital Ltd.	740,000,000	6.970	5,157.80	1.84
12	08227	Xi'an Haitiantian Holdings Co., Ltd. – H Shares	645,764,706	7.770	5,017.59	1.79
13	08446	In Technical Productions Holdings Ltd.	800,000,000	6.100	4,880.00	1.74
14	08293	SingAsia Holdings Ltd.	250,000,000	17.860	4,465.00	1.59
15	08078	HMV Digital China Group Ltd.	13,475,783,680	0.246	3,315.04	1.18
16	08083	China Innovationpay Group Ltd.	6,978,955,197	0.430	3,000.95	1.07
17	08158	China Regenerative Medicine International Ltd.	17,585,790,000	0.165	2,901.66	1.03
18	08261	Haitian Energy International Ltd.	9,136,000,000	0.310	2,832.16	1.01
19	08237	Link Holdings Ltd.	3,490,000,000	0.760	2,652.40	0.94
20	08156	China Vanguard You Champion Holdings Ltd.	3,290,855,068	0.800	2,632.68	0.94
21	08167	Neo Telemedia Ltd.	9,528,844,345	0.240	2,286.92	0.81
22	08050	Quantum Thinking Ltd.	1,356,250,000	1.500	2,034.38	0.72
23	08053	Pizu Group Holdings Ltd.	3,558,724,852	0.530	1,886.12	0.67
24	08228	National Arts Entertainment and Culture Group Ltd.	4,514,161,222	0.405	1,828.24	0.65
25	08325	China Smartpay Group Holdings Ltd.	1,644,188,693	1.100	1,808.61	0.64
26	08090	China Assurance Finance Group Ltd.	1,757,810,000	1.010	1,775.39	0.63
27	08005	Yuxing InfoTech Investment Holdings Ltd.	1,803,088,800	0.980	1,767.03	0.63
28	08233	CIG Yangtze Ports PLC	1,725,066,689	1.020	1,759.57	0.63
29	08022	Evershine Group Holdings Ltd.	1,637,677,356	1.050	1,719.56	0.61
30	08308	Gudou Holdings Ltd.	980,000,000	1.750	1,715.00	0.61
31	08047	China Ocean Fishing Holdings Ltd.	2,900,955,513	0.580	1,682.55	0.60
32	08351	Larry Jewelry International Co. Ltd.	3,378,393,070	0.490	1,655.41	0.59
33	08410	Edvance International Holdings Ltd.	1,000,000,000	1.580	1,580.00	0.56
34	08326	Tonking New Energy Group Holdings Ltd.	818,000,000	1.930	1,578.74	0.56
35	08172	Lajin Entertainment Network Group Ltd.	4,209,131,046	0.370	1,557.38	0.55
36	08292	Worldgate Global Logistics Ltd.	800,000,000	1.900	1,520.00	0.54
37	08455	Lai Group Holding Co. Ltd.	800,000,000	1.890	1,512.00	0.54
38	08030	Flying Financial Service Holdings Ltd.	1,731,432,500	0.850	1,471.72	0.52
39	08417	Dadi Education Holdings Ltd.	1,750,400,000	0.840	1,470.34	0.52
40	08039	KNK Holdings Ltd.	418,000,000	3.380	1,412.84	0.50
41	08316	Pak Wing Group (Holdings) Ltd.	800,000,000	1.750	1,400.00	0.50
42	08029	Sun International Group Ltd.	1,391,400,000	0.980	1,363.57	0.49
43	08413	Asia Grocery Distribution Ltd.	1,162,000,000	1.130	1,313.06	0.47
44	08423	Chi Ho Development Holdings Ltd.	800,000,000	1.640	1,312.00	0.47
45	08016	Changhong Jiahua Holdings Ltd.	1,454,652,000	0.840	1,221.91	0.44
46	08328	Xinyi Automobile Glass Hong Kong Enterprises Ltd.	540,112,962	2.190	1,182.85	0.42
47	08055	China E-Information Technology Group Ltd.	3,565,897,033	0.330	1,176.75	0.42
48	08260	Yin He Holdings Ltd.	1,461,568,100	0.800	1,169.25	0.42
49	08095	Beijing Beida Jade Bird Universal Sci-Tech Co. Ltd. – H Shs	678,720,000	1.650	1,119.89	0.40
50	08246	Northern New Energy Holdings Ltd.	3,499,520,000	0.305	1,067.35	0.38
Total					192,210.54	68.44
Equity total					280,841.44	100.00

Trading value and volume for GEM, 2013-2017

Year/Month	No. of trading days	Value (HK\$mil)		Volume (mil of shares)		Deals		
		Total	Average daily	Total	Average daily	Total	Average daily	
2013	244	78,837.80	323.11	229,284.85	939.69	2,241,521	9,187	
2014	247	165,458.24	669.87	357,646.58	1,447.96	4,346,364	17,597	
2015	247	254,663.27	1,031.03	602,894.91	2,440.87	6,324,001	25,603	
2016	245	116,449.49	475.30	434,388.56	1,773.01	3,449,127	14,078	
2017	246	149,061.01	605.94	477,690.71	1,941.83	4,785,031	19,451	
2017	Jan	19	6,956.84	366.15	22,001.71	1,157.98	195,835	10,307
	Feb	20	8,637.34	431.87	35,098.46	1,754.92	254,007	12,700
	Mar	23	12,429.19	540.40	40,485.00	1,760.22	379,563	16,503
	Apr	17	10,951.59	644.21	34,148.00	2,008.71	346,296	20,370
	May	20	14,839.54	741.98	48,735.58	2,436.78	433,469	21,673
	Jun	22	16,725.48	760.25	61,767.05	2,807.59	568,726	25,851
	Jul	21	12,934.15	615.91	43,098.72	2,052.32	451,346	21,493
	Aug	22	10,014.00	455.18	36,563.37	1,661.97	311,592	14,163
	Sep	21	11,315.21	538.82	35,718.29	1,700.87	344,854	16,422
	Oct	20	16,127.43	806.37	42,146.43	2,107.32	536,736	26,837
	Nov	22	16,764.25	762.01	45,964.54	2,089.30	588,690	26,759
	Dec	19	11,366.00	598.21	31,963.57	1,682.29	373,917	19,680

Trading value for GEM by Hang Seng Industry Classification System, 2017

Industry Classification *	No. of issue #	Equity turnover		Annual turnover velocity (%)
		HK\$mil	% of total	
Energy	6	823.81	0.55	55.98
Materials	13	4,386.03	2.94	87.17
Industrials	38	19,329.14	12.97	45.29
Consumer Goods	54	24,971.20	16.75	61.66
Consumer Services	76	35,527.88	23.83	48.63
Telecommunications	3	614.04	0.41	56.92
Utilities	4	845.18	0.57	14.49
Financials	26	19,396.67	13.01	45.77
Properties & Construction	39	21,576.57	14.48	118.14
Information Technology	64	21,428.52	14.38	42.48
Conglomerates	1	161.14	0.11	147.43
Total	324	149,060.17	100.00	53.08

Notes:

- Equity turnover values have been adjusted for late reported and rejected sales.
- Figures may not add up to total due to rounding.

Year-end figures

* Industry Classification is provided by Hang Seng Indexes Company Limited.

20 most active GEM stocks (in dollars)

Rank	Stock Code	Stock Name	Turnover (HK\$mil)	% of market total
1	08207	CHONGSING HLDGS	9,926.47	6.66
2	08182	CHINA CANDY	5,563.60	3.73
3	08227	HAITIAN TIAN	3,850.53	2.58
4	08059	GLORY FLAME	3,037.79	2.04
5	08133	JETE POWER	2,703.35	1.81
6	08217	LUEN WONG GP	2,655.56	1.78
7	08417	DADI EDU	2,361.42	1.58
8	08137	HONBRIDGE	2,357.99	1.58
9	08102	LI BAO GE GP	2,246.27	1.51
10	08047	CHINA OCEAN FISH	2,121.90	1.42
11	08292	WORLDGATE GLOBAL	2,039.79	1.37
12	08158	CRMI	2,026.48	1.36
13	08071	CH NETCOMTECH	1,851.92	1.24
14	08188	GME GROUP	1,745.72	1.17
15	08156	CHINA VANGUARD	1,734.14	1.16
16	08127	SEASON PACIFIC	1,629.84	1.09
17	08215	FIRST CREDIT	1,624.86	1.09
18	08226	KOALA FIN GP	1,617.05	1.08
19	08331	FS NONMETAL	1,531.74	1.03
20	08083	INNOVATIONPAY	1,484.82	1.00
		Total	54,111.24	36.30
		Equity total	149,060.17	100.00

20 most active GEM stocks (in shares)

Rank	Stock Code	Stock Name	Turnover (mil of shares)	% of market total
1	08299	GRAND T G GOLD	23,078.36	4.83
2	08021	WLS HOLDINGS	20,419.20	4.28
3	08081	IE CHINA	16,296.10	3.41
4	08171	CHINA TRENDS	14,811.61	3.10
5	08272	C FOOD&BEV GP	13,691.83	2.87
6	08193	GC PRO SER	13,394.59	2.80
7	08182	CHINA CANDY	13,240.09	2.77
8	08238	WINTO GROUP	13,151.74	2.75
9	08315	KING FORCE GP	11,825.95	2.48
10	08200	SAU SAN TONG	11,447.35	2.40
11	08087	CHINA 33MEDIA	11,096.79	2.32
12	08109	KIRIN GROUP	10,271.70	2.15
13	08207	CHONGSING HLDGS	9,579.06	2.01
14	08046	HENG XIN CHINA	8,861.16	1.86
15	08158	CRMI	8,585.76	1.80
16	08133	JETE POWER	7,694.88	1.61
17	08215	FIRST CREDIT	7,312.71	1.53
18	08129	CLOUD INV HOLD	6,284.09	1.32
19	08071	CH NETCOMTECH	5,922.91	1.24
20	08195	L&A INTL HOLD	5,541.03	1.16
Total			232,506.91	48.68
Equity total			477,591.46	100.00

20 GEM Stocks with largest price changes (increase)

Rank	Stock Code	Stock Name	Closing price (HK\$)		% up
			2016	2017	
1	08227	HAITIANIAN	1.480	7.770	425.00
2	08187	EVERSMART INT	0.385	2.000	419.48
3	08351	LARRY JEWELRY	0.108	0.490	353.70
4	08366	ZJ UNITED INV	0.150	0.670	346.67
5	08293	SINGASIA HLDG	4.200	17.860	325.24
6	08292	WORLDGATEGLOBAL	0.495	1.900	283.84
7	08308	GUDOU HLDGS	0.610	1.750	186.89
8	08037	CH BIOTECH SER	0.360	1.000	177.78
9	08137	HONBRIDGE	0.650	1.740	167.69
10	08156	CHINA VANGUARD	0.325	0.800	146.15
11	08160	GOLDWAY EDU	0.270	0.650	140.74
12	08296	SINO-LIFE GROUP	0.135	0.305	125.93
13	08050	QUANTUM THINK	0.680	1.500	120.59
14	08071	CH NETCOMTECH	0.087	0.185	112.64
15	08022	EVERSHINE GP	0.510	1.050	105.88
16	08342	VIXTEL TECH	0.660	1.350	104.55
17	08359	HYPEBEAST	0.167	0.330	97.60
18	08226	KOALA FIN GP	0.142 A	0.280	97.18
19	08086	DX.COM HOLDINGS	0.132	0.260	96.97
20	08047	CHINAOCEAN FISH	0.295	0.580	96.61

(A) Adjusted

20 GEM Stocks with largest price changes (decrease)

Rank	Stock Code	Stock Name	Closing Prices (HK\$)		% down
			2016	2017	
1	08217	LUEN WONG GP	22.400	0.300	98.66
2	08411	K W NELSON GP	5.550	0.207	96.27
3	08052	LUK HING ENT	1.800	0.073	95.94
4	08321	TAI KAM HLDGS	9.900	0.495	95.00
5	08193	GC PRO SER	0.640	0.045	92.97
6	08108	GRAND PEACE	1.260 A	0.089	92.94
7	08352	SING ON HLDGS	4.550	0.375	91.76
8	08102	LI BAO GE GP	3.600	0.420	88.33
9	08283	ZHENG LI HLDG	5.250	0.780	85.14
10	08218	ECHO INT HOLD	1.270	0.207	83.70
11	08021	WLS HOLDINGS	0.230	0.039	83.04
12	08272	C FOOD&BEV GP	0.095	0.017	82.11
13	08109	KIRIN GROUP	0.110 A	0.020	81.82
14	08153	CODE AGRI	1.030	0.190	81.55
15	08125	ROYAL CEN RES	3.800	0.710	81.32
16	08027	KPM HOLDING	0.510	0.101	80.20
17	08195	L&A INTL HOLD	0.220 A	0.046	79.09
18	08262	SUPER STRONG	1.930	0.410	78.76
19	08215	FIRST CREDIT	0.465	0.108	76.77
20	08361	PARENTING NET	2.510	0.600	76.10

(A) Adjusted

Market capitalisation and trading value of GEM listed companies by incorporation place

End of 2017

Country	No. of listed companies	Market capitalisation (HK\$mil)	% of equity total	Turnover (HK\$mil)	% of equity total
Bermuda	45	53,743.58	19.14	22,262.66	14.94
Cayman Islands	245	205,411.22	73.14	116,253.20	77.99
Hong Kong	9	12,472.40	4.44	3,125.11	2.10
PRC	24	8,926.84	3.18	7,382.09	4.95
Singapore	1	287.39	0.10	37.11	0.02
Total	324	280,841.44	100.00	149,060.17	100.00

Average dividend yields of GEM listed stocks by Hang Seng Industry Classification System*, 2013-2017

(%)

Year/Month	All listed stocks	Energy	Materials	Industrials	Consumer Goods	Consumer Services	Telecommunications	Utilities	Financials	Properties & Construction	Information Technology	Conglomerates
2013	0.52	0.00	0.00	0.84	0.49	0.06	0.00	0.00	0.79	0.49	0.92	0.00
2014	0.65	0.00	0.00	0.85	0.77	0.57	0.19	0.00	0.46	0.00	1.00	0.00
2015	0.30	0.00	0.03	0.10	0.34	0.06	0.33	0.00	0.23	0.02	0.78	0.00
2016	0.25	0.00	0.00	0.06	0.37	0.08	1.75	0.00	0.09	0.03	0.91	0.00
2017	0.38	0.00	0.00	0.49	0.35	0.09	0.00	0.00	0.39	0.10	0.92	0.00
2017												
Jan	0.24	0.00	0.00	0.06	0.36	0.07	1.88	0.00	0.07	0.03	0.91	0.00
Feb	0.25	0.00	0.00	0.05	0.42	0.08	2.57	0.00	0.07	0.03	0.90	0.00
Mar	0.28	0.00	0.00	0.06	0.33	0.06	2.68	0.00	0.26	0.04	0.99	0.00
Apr	0.28	0.00	0.00	0.06	0.34	0.06	2.22	0.00	0.25	0.04	1.02	0.00
May	0.25	0.00	0.00	0.06	0.33	0.06	0.00	0.00	0.28	0.05	0.91	0.00
Jun	0.34	0.00	0.00	0.47	0.35	0.06	0.00	0.00	0.35	0.12	0.90	0.00
Jul	0.36	0.00	0.00	0.58	0.37	0.06	0.00	0.00	0.34	0.08	0.92	0.00
Aug	0.37	0.00	0.00	0.59	0.36	0.05	0.00	0.00	0.34	0.09	0.98	0.00
Sep	0.37	0.00	0.00	0.58	0.35	0.06	0.00	0.00	0.37	0.09	0.96	0.00
Oct	0.35	0.00	0.00	0.48	0.34	0.06	0.00	0.00	0.36	0.03	0.91	0.00
Nov	0.37	0.00	0.00	0.49	0.33	0.06	0.00	0.00	0.36	0.10	0.92	0.00
Dec	0.38	0.00	0.00	0.49	0.35	0.09	0.00	0.00	0.39	0.10	0.92	0.00

Note: Month-end or year-end figures

* Industry Classification is provided by Hang Seng Indexes Company Limited.

New Hang Seng Industry Classification System took effect on 9 September 2013.

Average price earnings ratios of GEM listed stocks by Hang Seng Industry Classification System*, 2013-2017

(Times)

Year/Month	All GEM stocks	Energy	Materials	Industrials	Consumer Goods	Consumer Services	Telecommunications	Utilities	Financials	Properties & Construction	Information Technology	Conglomerates
2013	49.25	42.50	586.80	23.10	47.34	70.84	26.18	54.18	38.74	23.21	46.09	0.00
2014	11.59	0.00	1.15	29.13	45.72	114.17	35.58	235.53	40.46	19.10	16.63	0.00
2015	76.93	0.00	63.28	126.96	56.33	146.05	93.61	59.58	50.40	282.03	62.09	0.00
2016	71.31	238.75	109.19	171.33	70.87	62.78	33.13	57.96	48.38	241.28	47.97	6.18
2017	36.65	152.03	96.48	32.63	48.42	35.80	346.60	50.40	26.48	77.29	34.52	0.00
2017												
Jan	73.87	244.29	106.82	189.58	74.26	66.00	30.76	57.66	56.78	241.02	45.22	6.18
Feb	72.12	228.84	109.67	164.90	63.10	67.93	31.22	58.08	57.67	229.69	45.57	6.29
Mar	47.70	0.00	78.23	31.56	60.21	50.85	28.97	51.29	32.63	216.05	33.81	0.00
Apr	47.50	0.00	76.63	31.26	58.90	49.80	34.88	45.99	34.68	217.26	32.58	0.00
May	46.70	0.00	62.87	33.22	58.17	51.13	520.27	45.69	30.99	203.85	31.69	0.00
Jun	36.51	157.78	84.33	22.11	53.75	46.27	368.90	52.58	25.80	48.73	34.46	0.00
Jul	36.12	131.76	82.85	23.76	49.75	46.11	340.83	49.25	25.67	46.50	35.13	0.00
Aug	36.43	135.33	74.91	23.97	50.79	48.07	341.43	48.62	25.87	42.08	35.03	0.00
Sep	36.55	137.65	81.66	29.12	51.80	40.06	399.09	51.06	25.73	55.70	33.12	0.00
Oct	37.56	158.66	81.43	34.11	50.36	37.32	354.03	53.80	25.74	82.32	34.83	0.00
Nov	36.30	140.34	90.02	32.42	51.41	33.78	352.73	55.00	26.63	72.68	34.62	0.00
Dec	36.65	152.03	96.48	32.63	48.42	35.80	346.60	50.40	26.48	77.29	34.52	0.00

Note: Month-end or year-end figures

* Industry Classification is provided by Hang Seng Indexes Company Limited.

New Hang Seng Industry Classification System took effect on 9 September 2013.

Statistics on China enterprises (H shares) for GEM, 2013-2017

Year/Month	No. of issues	Turnover				Market capitalisation		
		Shares (mil)	% of equity total	Value (HK\$mil)	% of equity total	HK\$mil	% of equity total	
2013	24	2,463.01	1.07	4,195.13	5.32	5,953.03	4.44	
2014	23	3,063.46	0.86	3,454.43	2.09	5,664.53	3.16	
2015	23	6,892.37	1.15	8,570.80	3.37	7,529.51	2.92	
2016	23	4,275.97	0.99	5,715.78	4.91	6,963.00	2.24	
2017	24	3,064.17	0.64	7,382.09	4.95	8,926.84	3.18	
2017	Jan	23	116.89	0.53	200.14	2.88	7,267.07	2.21
	Feb	23	139.95	0.40	247.53	2.87	7,611.16	2.34
	Mar	23	294.67	0.73	724.05	5.83	8,284.36	2.56
	Apr	23	175.49	0.51	529.05	4.83	8,540.34	2.60
	May	25	458.34	0.94	844.85	5.69	9,295.74	2.89
	Jun	24	385.35	0.62	632.42	3.78	6,156.66	2.30
	Jul	24	224.09	0.52	347.34	2.69	6,209.46	2.34
	Aug	24	231.60	0.63	379.20	3.79	5,967.64	2.24
	Sep	24	332.49	0.93	1,144.46	10.11	8,124.35	2.99
	Oct	24	286.11	0.68	1,092.89	6.78	8,464.09	3.00
	Nov	24	267.80	0.58	761.15	4.54	8,223.37	2.96
	Dec	24	151.39	0.47	479.02	4.21	8,926.84	3.18

Note: Market capitalisation represents the value of the H shares only, not that of the entire issued capital of the enterprise.

Statistics on Red chips stocks for GEM, 2013-2017

Year/Month	No. of issues	Turnover				Market capitalisation		
		Shares (mil)	% of equity total	Value (HK\$mil)	% of equity total	HK\$mil	% of equity total	
2013	6	3,003.77	1.31	7,158.66	9.08	13,083.47	9.76	
2014	5	3,737.24	1.04	4,423.64	2.67	13,053.20	7.28	
2015	5	6,211.12	1.03	4,852.06	1.91	12,987.59	5.03	
2016	6	1,684.95	0.39	1,620.98	1.39	13,400.09	4.31	
2017	6	2,648.93	0.55	1,631.71	1.09	12,398.68	4.41	
2017	Jan	6	100.21	0.46	96.31	1.38	13,705.28	4.17
	Feb	6	329.13	0.94	177.20	2.05	13,679.74	4.21
	Mar	6	424.43	1.05	215.54	1.73	13,454.09	4.15
	Apr	6	436.65	1.28	160.78	1.47	14,141.00	4.30
	May	6	272.78	0.56	119.87	0.81	13,866.95	4.31
	Jun	6	209.70	0.34	176.79	1.06	13,860.24	5.18
	Jul	6	246.64	0.57	133.61	1.03	13,258.88	5.00
	Aug	6	123.08	0.34	154.46	1.54	12,598.88	4.72
	Sep	6	127.87	0.36	108.05	0.95	12,428.40	4.58
	Oct	6	168.75	0.40	111.89	0.69	13,133.87	4.65
	Nov	6	120.98	0.26	115.01	0.69	12,693.26	4.57
	Dec	6	88.72	0.28	62.20	0.55	12,398.68	4.41

Cash dividend payout of GEM listed companies by Hang Seng Industry Classification System*, 2013-2017

Year/Month	declared	No. of companies companies paid	No. of (HK\$mil)	Energy (HK\$mil)	Materials (HK\$mil)	Industrials (HK\$mil)	Consumer		Utilities (HK\$mil)	Financials (HK\$mil)	Properties & Construction (HK\$mil)	Information Technology (HK\$mil)	Conglomerates (HK\$mil)	Total dividend payout
							Goods (HK\$mil)	Services Telecommunications (HK\$mil)						
2013		190	31	-	6.44	49.41	109.11	51.64	-	107.25	12.00	368.33	-	704.17
2014		202	31	-	-	66.25	260.36	219.07	8.00	86.84	5.40	525.00	-	1,170.92
2015		227	28	-	2.30	24.09	222.00	32.86	28.00	71.10	4.00	677.99	-	1,062.35
2016		255	24	-	-	31.01	184.47	46.34	52.12	61.31	17.01	410.81	-	803.07
2017		327	33	-	-	147.34	141.18	58.28	20.15	157.09	37.37	455.58	-	1,017.00
2017	Jan	6	1	-	-	-	-	-	-	-	-	-	-	-
	Feb	106	3	-	-	-	-	-	-	-	-	-	-	-
	Mar	181	14	-	-	-	-	15.00	20.15	-	-	-	-	35.15
	Apr	13	1	-	-	-	-	7.20	-	-	-	-	-	7.20
	May	174	0	-	-	-	133.94	1.12	-	-	9.86	-	-	144.91
	Jun	91	8	-	-	15.53	-	6.80	-	101.31	5.38	58.48	-	187.50
	Jul	12	0	-	-	114.90	7.25	-	-	7.26	-	38.13	-	167.54
	Aug	268	6	-	-	-	-	0.96	-	22.00	-	-	-	22.96
	Sep	21	1	-	-	6.24	-	20.00	-	18.91	9.60	38.20	-	92.95
	Oct	17	1	-	-	-	-	-	-	-	-	-	-	-
	Nov	288	5	-	-	10.68	-	7.20	-	2.00	-	320.78	-	340.65
	Dec	15	2	-	-	-	-	-	-	5.60	12.54	-	-	18.14

Notes:

* Hang Seng Industry Classification System (HSICS) is provided by Hang Seng Indexes Company Limited.

Note: New Hang Seng Industry Classification System took effect on 9 September 2013.

Newly listed companies on GEM

Ordinary companies

Code	Company	Listing method/ Industry Classification *	No. of shares offered	Offer price (HK\$)	Funds raised (HK\$mil)	Listing date/ subscription rate (times)	Sponsor
08091	OOH Holdings Ltd.	Offer for placing Consumer Services – Media & Entertainment	180,000,000	0.270	48.60	2017/01/05 n.a.	BOSC International Co. Ltd.
08221	PF Group Holdings Ltd.	Offer for placing Financials– Other Financials	500,000,000	0.150	75.00	2017/01/06 n.a.	Ample Capital Ltd.
08358	Miricor Enterprises Holdings Ltd.	Offer for placing Consumer Services – Healthcare Services	100,000,000	0.800	80.00	2017/01/10 n.a.	Shenwan Hongyuan Capital (H.K.) Ltd.
08432	Bar Pacific Group Holdings Ltd.	Offer for placing Consumer Services – Hotels, Casinos, Restaurants & Leisure Facilities	215,000,000	0.290	62.35	2017/01/11 n.a.	LY Capital Ltd.
08416	HM International Holdings Ltd.	Offer for placing Industrials – Commercial & Professional Services	100,000,000	0.600	60.00	2017/01/11 n.a.	Messis Capital Ltd.
08415	LKS Holding Group Ltd.	Offer for placing Properties & Construction – Construction	280,000,000	0.255	71.40	2017/01/12 n.a.	Frontpage Capital Ltd.
08069	WWPKG Holdings Co. Ltd.	Offer for subscription Offer for placing Consumer Services – Hotels, Casinos, Restaurants & Leisure Facilities	50,000,000 50,000,000	0.800 0.800	40.00 40.00	2017/01/12 862.08	Lego Corporate Finance Ltd.
08341	Aeso Holding Ltd.	Offer for placing Properties & Construction – Construction	50,000,000	0.840	42.00	2017/01/13 n.a.	Anglo Chinese Corporate Finance, Ltd.
08349	MEIGU Technology Holding Group Ltd.	Offer for placing Properties & Construction – Construction	100,000,000	0.350	35.00	2017/01/13 n.a.	KGI Capital Asia Ltd.
08370	Zhi Sheng Group Holdings Ltd.	Offer for placing Consumer Goods – Household Goods & Electronics	268,000,000	0.310	83.08	2017/01/20 n.a.	Convoy Capital Hong Kong Ltd.
08428	CBK Holdings Ltd.	Offer for placing Consumer Services – Hotels, Casinos, Restaurants & Leisure Facilities	300,000,000	0.250	75.00	2017/02/15 n.a.	Guotai Junan Capital Ltd.
08417	Dadi Education Holdings Ltd.	Offer for subscription Offer for sale Offer for placing Consumer Services – Support Services	131,280,000 240,000,000 66,320,000	0.340 0.340 0.340	44.64 81.60 22.55	2017/02/16 21	TC Capital International Ltd.
08188	GME Group Holdings Ltd.	Offer for placing Properties & Construction – Construction	125,000,000	0.540	67.50	2017/02/22 n.a.	Altus Capital Ltd.
08013	ECI Technology Holdings Ltd.	Offer for subscription Offer for sale Offer for placing Information Technology – Software & Services	120,000,000 100,000,000 180,000,000	0.150 0.150 0.150	18.00 15.00 27.00	2017/03/10 39.87	Kingsway Capital Ltd.
08423	Chi Ho Development Holdings Ltd.	Offer for subscription Offer for sale Properties & Construction – Construction	200,000,000 67,000,000	0.300 0.300	60.00 20.10	2017/03/13 1.42	Alliance Capital Partners Ltd.
08425	Hing Ming Holdings Ltd.	Offer for subscription Offer for placing Properties & Construction – Construction	10,000,000 90,000,000	0.750 0.750	7.50 67.50	2017/03/15 7.69	CLC International Ltd.
08421	Winson Holdings Hong Kong Ltd.	Offer for subscription Offer for placing Consumer Services – Support Services	15,000,000 135,000,000	0.420 0.420	6.30 56.70	2017/03/16 12.07	Messis Capital Ltd.
08442	SG Group Holdings Ltd.	Offer for subscription Offer for placing Consumer Goods – Textiles, Clothing & Personal Care	4,000,000 4,000,000	5.750 5.750	23.00 23.00	2017/03/21 380	Anglo Chinese Corporate Finance, Ltd.
08439	Somerley Capital Holdings Ltd.	Offer for subscription Financials – Other Financials	35,000,000	2.050	71.75	2017/03/28 2.70	Somerley Capital Ltd. Halcyon Capital Ltd.

Code	Company	Listing method/ Industry Classification *	No. of shares offered	Offer price (HK\$)	Funds raised (HK\$mil)	Listing date/ subscription rate (times)	Sponsor
08412	BCI Group Holdings Ltd.	Offer for subscription Offer for placing Consumer Services – Hotels, Casinos, Restaurants & Leisure Facilities	100,000,000 100,000,000	0.340 0.340	34.00 34.00	2017/04/07 101.48	Lego Corporate Finance Ltd.
08347	F8 Enterprises (Holdings) Group Ltd.	Offer for subscription Offer for placing Energy – Oil & Gas	60,000,000 140,000,000	0.320 0.320	19.20 44.80	2017/04/12 38.60	Guotai Junan Capital Ltd.
08455	Lai Group Holding Co. Ltd.	Offer for subscription Offer for placing Properties & Construction – Construction	60,000,000 140,000,000	0.260 0.260	15.60 36.40	2017/04/12 16.30	Frontpage Capital Ltd.
08413	Asia Grocery Distribution Ltd.	Offer for subscription Offer for placing Consumer Goods – Food & Beverages	42,000,000 280,000,000	0.230 0.230	9.66 64.40	2017/04/13 7.95	South China Capital Ltd.
08309	Man Shing Global Holdings Ltd.	Offer for subscription Offer for placing Consumer Services – Support Services	60,000,000 90,000,000	0.320 0.320	19.20 28.80	2017/04/13 60.26	Changjiang Corporate Finance (HK) Ltd.
08409	WINDMILL Group Ltd.	Offer for subscription Offer for placing Properties & Construction – Construction	20,000,000 180,000,000	0.270 0.270	5.40 48.60	2017/04/18 11.75	Dakin Capital Ltd.
08410	Edvance International Holdings Ltd.	Offer for subscription Offer for placing Information Technology – Software & Services	75,000,000 175,000,000	0.320 0.320	24.00 56.00	2017/04/19 16.32	Titan Financial Services Ltd.
08252	Yangzhou Guangling District Taihe Rural Micro-fn Co. – H shs	Offer for subscription Financials – Other Financials	150,000,000	1.340	201.00	2017/05/08 1.262	China Galaxy International Securities (Hong Kong) Co., Ltd.
08452	FY Financial (Shenzhen) Co., Ltd. – H Shares	Offer for subscription Offer for placing Financials – Other Financials	26,984,000 62,856,000	1.310 1.310	35.35 82.34	2017/05/23 11.4	Dongxing Securities (Hong Kong) Co. Ltd.
08431	Hao Bai International (Cayman) Ltd.	Offer for subscription Consumer Services – Hotels, Casinos, Restaurants & Leisure Facilities	325,000,000	0.200	65.00	2017/05/26 1.74	CLC International Ltd.
08365	VBG International Holdings Ltd.	Offer for subscription Financials – Other Financials	128,300,000	0.680	87.24	2017/05/26 1.20	Dakin Capital Ltd.
08183	Speed Apparel Holding Ltd.	Offer for subscription Offer for placing Consumer Goods – Textiles, Clothing & Personal Care	62,500,000 62,500,000	0.500 0.500	31.25 31.25	2017/05/31 400.50	Messis Capital Ltd.
08446	In Technical Productions Holdings Ltd.	Offer for subscription Offer for placing Consumer Services – Media & Entertainment	20,000,000 180,000,000	0.300 0.300	6.00 54.00	2017/06/14 11.57	Shenwan Hongyuan Capital (H.K.) Ltd.
08420	Nexion Technologies Ltd.	Offer for subscription Information Technology – Software & Services	150,000,000	0.480	72.00	2017/06/16 2.94	Southwest Securities (HK) Capital Ltd.
08460	Basetrophy Group Holdings Ltd.	Offer for subscription Properties & Construction – Construction	250,000,000	0.240	60.00	2017/06/27 1.896	Frontpage Capital Ltd.
08362	Winning Tower Group Holdings Ltd.	Offer for subscription Offer for sale Consumer Goods – Agricultural Products	280,000,000 70,000,000	0.200 0.200	56.00 14.00	2017/06/30 20.0	Kingsway Capital Ltd.
08469	Sheng Ye Capital Ltd.	Offer for subscription Offer for placing Financials – Other Financials	18,500,000 166,500,000	2.000 2.000	37.00 333.00	2017/07/06 3.97	Dakin Capital Ltd.
08157	XiangXing International Holding Ltd.	Offer for subscription Industrials – Industrial Transportation	250,000,000	0.220	55.00	2017/07/07 1.69	Central China International Capital Ltd.
08405	Hang Chi Holdings Ltd.	Offer for subscription Offer for placing Consumer Services – Support Services	50,000,000 50,000,000	0.720 0.720	36.00 36.00	2017/07/12 38.9	Guotai Junan Capital Ltd.
08297	My Heart Bodibra Group Ltd.	Offer for subscription Consumer Goods – Textiles, Clothing & Personal Care	120,000,000	0.400	48.00	2017/07/13 1.03	Lego Corporate Finance Ltd.
08463	TOMO Holdings Ltd.	Offer for subscription Offer for placing Consumer Goods – Automobiles	30,528,000 81,972,000	0.730 0.730	22.29 59.84	2017/07/13 0.6784	Fortune Financial Capital Ltd.

Code	Company	Listing method/ Industry Classification *	No. of shares offered	Offer price (HK\$)	Funds raised (HK\$mil)	Listing date/ subscription rate (times)	Sponsor
08257	Genes Tech Group Holdings Co. Ltd.	Offer for subscription Offer for placing Information Technology – Semiconductors	25,000,000 225,000,000	0.220 0.220	5.50 49.50	2017/07/14 3.58	Ample Capital Ltd.
08462	Omnibridge Holdings Ltd.	Offer for subscription Offer for placing Consumer Services – Support Services	15,000,000 135,000,000	0.450 0.450	6.75 60.75	2017/07/17 3.17	CLC International Ltd.
08481	Shenglong Splendecor International Ltd.	Offer for subscription Offer for placing Industrials – Commercial & Professional Services	12,500,000 112,500,000	0.680 0.680	8.50 76.50	2017/07/17 1.31	Messis Capital Ltd.
08472	Lapco Holdings Ltd.	Offer for subscription Offer for sale Offer for placing Consumer Services – Support Services	10,000,000 20,000,000 70,000,000	0.500 0.500 0.500	5.00 10.00 35.00	2017/07/18 11.5	Octal Capital Ltd.
08291	Wan Cheng Metal Packaging Co. Ltd.	Offer for subscription Offer for placing Industrials – Commercial & Professional Services	50,000,000 50,000,000	0.650 0.650	32.50 32.50	2017/07/18 13.10	Lego Corporate Finance Ltd.
08427	SK Target Group Ltd.	Offer for subscription Offer for placing Properties & Construction – Construction	18,000,000 162,000,000	0.280 0.280	5.04 45.36	2017/07/19 12.20	RHB Capital Hong Kong Ltd.
08465	Transtech Optelecom Science Holdings Ltd.	Offer for subscription Offer for placing Information Technology – IT Hardware	6,500,000 58,500,000	1.680 1.680	10.92 98.28	2017/07/20 14.55	ICBC International Capital Ltd.
08073	China Singyes New Materials Holdings Ltd.	Offer for subscription Offer for placing Industrials – Industrial Engineering	12,000,000 108,000,000	1.000 1.000	12.00 108.00	2017/07/21 3.72	Octal Capital Ltd.
08152	M&L Holdings Group Ltd.	Offer for subscription Offer for placing Industrials – Industrial Engineering	15,000,000 135,000,000	0.470 0.470	7.05 63.45	2017/07/21 6.20	Investec Capital Asia Ltd.
08471	Reach New Holdings Ltd.	Offer for subscription Offer for placing Consumer Goods – Textiles, Clothing & Personal Care	20,000,000 180,000,000	0.300 0.300	6.00 54.00	2017/07/21 6.18	Alliance Capital Partners Ltd.
08142	Tak Lee Machinery Holdings Ltd.	Offer for subscription Offer for placing Industrials – Industrial Engineering	125,000,000 125,000,000	0.440 0.440	55.00 55.00	2017/07/27 203.72	Asian Capital (Corporate Finance) Ltd.
08383	Linocraft Holdings Ltd.	Offer for subscription Offer for placing Industrials – Commercial & Professional Services	80,000,000 120,000,000	0.400 0.400	32.00 48.00	2017/09/15 81.60	Ample Capital Ltd.
08491	Cool Link (Holdings) Ltd.	Offer for subscription Offer for sale Offer for placing Consumer Goods – Food & Beverages	45,000,000 30,000,000 75,000,000	0.550 0.550 0.550	24.75 16.50 41.25	2017/09/22 27.65	Vinco Capital Ltd.
08199	China Wan Tong Yuan (Holdings) Ltd.	Offer for subscription Offer for placing Consumer Services – Support Services	125,000,000 125,000,000	0.280 0.280	35.00 35.00	2017/09/27 102.95	Innovax Capital Ltd.
08445	Noble Engineering Group Holdings Ltd.	Offer for subscription Offer for placing Properties & Construction – Construction	45,000,000 105,000,000	0.470 0.470	21.15 49.35	2017/09/29 33.99	Kingsway Capital Ltd.
08437	RMH Holdings Ltd.	Offer for subscription Offer for placing Consumer Services – Healthcare Services	45,000,000 105,000,000	0.480 0.480	21.60 50.40	2017/10/13 44.63	LY Capital Ltd.
08275	Beaver Group (Holding) Co. Ltd.	Offer for subscription Offer for placing Properties & Construction – Construction	60,000,000 90,000,000	0.340 0.340	20.40 30.60	2017/10/16 82.80	Frontpage Capital Ltd.
08480	Furniweb Holdings Ltd.	Offer for subscription Offer for placing Consumer Goods – Textiles, Clothing & Personal Care	63,000,000 63,000,000	0.500 0.500	31.50 31.50	2017/10/16 162.60	Shenwan Hongyuan Capital (H.K.) Ltd.

Code	Company	Listing method/ Industry Classification *	No. of shares offered	Offer price (HK\$)	Funds raised (HK\$mil)	Listing date/ subscription rate (times)	Sponsor
08065	KML Technology Group Ltd.	Offer for subscription Offer for placing Information Technology – Software & Services	50,000,000 50,000,000	0.600 0.600	30.00 30.00	2017/10/16 1,069.00	Kingsway Capital Ltd.
08392	Satu Holdings Ltd.	Offer for subscription Offer for placing Consumer Goods – Household Goods & Electronics	100,000,000 150,000,000	0.220 0.220	22.00 33.00	2017/10/16 83.28	Sunfund Capital Ltd.
08430	C&N Holdings Ltd.	Offer for subscription Offer for placing Industrials – Industrial Transportation	48,000,000 112,000,000	0.440 0.440	21.12 49.28	2017/10/18 21.00	Vinco Capital Ltd.
08457	Goal Rise Logistics (China) Holdings Ltd.	Offer for subscription Offer for placing Industrials – Commercial & Professional Services	100,000,000 100,000,000	0.300 0.300	30.00 30.00	2017/10/18 248.00	CLC International Ltd.
08476	Ocean One Holding Ltd.	Offer for subscription Offer for placing Consumer Goods – Food & Beverages	21,000,000 49,000,000	1.220 1.220	25.62 59.78	2017/10/19 25.50	Innovax Capital Ltd.
08470	Lumina Group Ltd.	Offer for subscription Offer for placing Properties & Construction – Construction	45,000,000 105,000,000	0.460 0.460	20.70 48.30	2017/10/25 45.56	CLC International Ltd.
08436	Takbo Group Holdings Ltd.	Offer for subscription Offer for placing Consumer Goods – Textiles, Clothing & Personal Care	50,000,000 50,000,000	0.690 0.690	34.50 34.50	2017/10/27 431.49	Lego Corporate Finance Ltd.
08426	Modern Living Investments Holdings Ltd.	Offer for subscription Offer for placing Properties & Construction – Properties	20,000,000 180,000,000	0.300 0.300	6.00 54.00	2017/11/10 10.45	Ballas Capital Ltd.
08375	Vertical International Holdings Ltd.	Offer for subscription Offer for placing Industrials – Industrial Engineering	20,000,000 180,000,000	0.300 0.300	6.00 54.00	2017/11/13 9.86	Vinco Capital Ltd.
08400	Asia Pioneer Entertainment Holdings Ltd.	Offer for subscription Offer for placing Consumer Services – Hotels, Casinos, Restaurants & Leisure Facilities	25,000,000 225,000,000	0.280 0.280	7.00 63.00	2017/11/15 13.90	Southwest Securities (HK) Capital Ltd.
08376	Fineland Real Estate Services Group Ltd.	Offer for subscription Offer for placing Properties & Construction – Properties	30,000,000 70,000,000	0.790 0.790	23.70 55.30	2017/11/15 23.33	RaffAello Capital Ltd.
08118	Bortex Global Ltd.	Offer for subscription Offer for placing Consumer Goods – Household Goods & Electronics	20,000,000 180,000,000	0.300 0.300	6.00 54.00	2017/11/16 6.85	Ample Capital Ltd.
08373	Indigo Star Holdings Ltd.	Offer for subscription Offer for placing Properties & Construction – Construction	10,000,000 90,000,000	0.600 0.600	6.00 54.00	2017/11/16 2.60	Guotai Junan Capital Ltd.
08402	GT Steel Construction Group Ltd.	Offer for subscription Offer for placing Properties & Construction – Construction	60,000,000 60,000,000	0.540 0.540	32.40 32.40	2017/11/17 116.20	Vinco Capital Ltd.
08495	1957 & Co. (Hospitality) Ltd.	Offer for subscription Offer for placing Consumer Services – Hotels, Casinos, Restaurants & Leisure Facilities	40,000,000 40,000,000	0.630 0.630	25.20 25.20	2017/12/05 365.51	Halcyon Capital Ltd.
08406	Alpha Era International Holdings Ltd.	Offer for subscription Offer for sale Offer for placing Consumer Goods – Household Goods & Electronics	60,000,000 80,000,000 60,000,000	0.315 0.315 0.315	18.90 25.20 18.90	2017/12/07 42.60	Frontpage Capital Ltd.
08429	Icicle Group Holdings Ltd.	Offer for subscription Offer for placing Consumer Services – Media & Entertainment	36,000,000 84,000,000	0.550 0.550	19.80 46.20	2017/12/08 51.62	Success New Spring Capital Ltd.
08385	Prosperous Printing Co. Ltd.	Offer for subscription Offer for placing Consumer Services – Media & Entertainment	60,000,000 140,000,000	0.350 0.350	21.00 49.00	2017/12/13 38.87	Kingsway Capital Ltd.

Code	Company	Listing method/ Industry Classification *	No. of shares offered	Offer price (HK\$)	Funds raised (HK\$mil)	Listing date/ subscription rate (times)	Sponsor
08377	Shen You Holdings Ltd.	Offer for subscription Offer for placing Consumer Goods – Textiles, Clothing & Personal Care	60,000,000 140,000,000	0.375 0.375	22.50 52.50	2017/12/15 30.43	Huabang Corporate Finance Ltd.
08419	AV Promotions Holdings Ltd.	Offer for subscription Offer for placing Consumer Goods – Household Goods & Electronics	30,000,000 70,000,000	0.550 0.550	16.50 38.50	2017/12/21 22.08	Halcyon Capital Ltd.
08485	Smart Globe Holdings Ltd.	Offer for subscription Offer for placing Industrials – Commercial & Professional Services	25,000,000 225,000,000	0.250 0.250	6.25 56.25	2017/12/28 9.44	Red Sun Capital Ltd.
08422	WT Group Holdings Ltd.	Offer for subscription Offer for placing Properties & Construction – Construction	25,000,000 225,000,000	0.220 0.220	5.50 49.50	2017/12/28 11.04	Titan Financial Services Ltd.
Total					5,938.28		

* Industry Classification is provided by Hang Seng Indexes Company Limited.
New Hang Seng Industry Classification System took effect on 9 September 2013.

Withdrawal of listed companies from GEM

Code	Company	Last trading date	Delisted date
08096	Ruifeng Petroleum Chemical Holdings Ltd.	2013/03/28	2017/02/06
08216 [#]	Bamboos Health Care Holdings Ltd.	2017/02/28	2017/03/01*
08336 [#]	Telecom Digital Holdings Ltd.	2017/05/09	2017/05/10*
08097 [#]	Pinestone Capital Ltd.	2017/06/07	2017/06/08*
08061	AcrossAsia Ltd.	2016/10/11	2017/06/13
08058	Shandong Luoxin Pharmaceutical Group Stock Co., Ltd. – H Shs	2017/06/05	2017/06/16
08177 [#]	REF Holdings Ltd.	2017/06/19	2017/06/20*
08248 [#]	FDB Holdings Ltd.	2017/07/07	2017/07/10*
08327 [#]	Top Dynamic International Holdings Ltd.	2017/07/20	2017/07/21*
08318 [#]	Ching Lee Holdings Ltd.	2017/09/15	2017/09/18*
08127 [#]	Season Pacific Holdings Ltd.	2017/09/26	2017/09/27*
08141 [#]	KPa-BM Holdings Ltd.	2017/10/23	2017/10/24*
08122 [#]	Thelloy Development Group Ltd.	2017/10/25	2017/10/26*
08038 [#]	Golden Power Group Holdings Ltd.	2017/11/09	2017/11/10*
08012 [#]	World-Link Logistics (Asia) Holding Ltd.	2017/11/14	2017/11/15*
08077 [#]	KVB Kunlun Financial Group Ltd.	2017/12/14	2017/12/15*

[#] Transfers of listing from GEM to Main Board pursuant to the revised Rule 9.24 of the GEM Listing Rules and to the new Chapter 9A of the Main Board Listing Rules effective from 1 July 2008.

* Effective date of the transfer of listing from GEM to Main Board

Company name changes – GEM

Code	Former name	New name	Effective date	Adoption date
08249	Ningbo WanHao Holdings Co. Ltd. – H Shares	Zhejiang RuiYuan Intelligent Control Technology Co. Ltd – H Sh	2016/12/15	2017/01/11
08120	China Demeter Investments Ltd.	China Demeter Financial Investments Ltd.	2016/12/05	2017/01/13
08125	Kate China Holdings Ltd.	Royal Century Resources Holdings Ltd.	2017/02/17	2017/03/01
08211	Zhejiang Yonglong Enterprises Co. Ltd. – H Shares	Zhejiang Yongan Rongtong Holdings Co., Ltd. – H Shares	2017/03/07	2017/05/10
08213	Epicurean and Co., Ltd.	New Wisdom Holding Co. Ltd.	2017/03/20	2017/05/12
08197	Northeast Tiger Pharmaceutical Co. Ltd. – H Shares	Baytacare Pharmaceutical Co., Ltd. – H Shares	2017/04/24	2017/06/09
08055	China E-Learning Group Ltd.	China E-Information Technology Group Ltd.	2017/05/12	2017/06/16
08226	Sunrise (China) Technology Group Ltd.	KOALA Financial Group Ltd.	2017/05/19	2017/06/21
08106	Zheda Lande Scitech Ltd. – H Shares	Shenghua Lande Scitech Ltd. – H Shares	2017/06/05	2017/06/21
08265	Powerwell Pacific Holdings Ltd.	China Trustful Group Ltd.	2017/05/17	2017/06/27
08123	First China Financial Network Holdings Ltd.	Sinofortune Financial Holdings Ltd.	2017/05/23	2017/07/04
08093	Odella Leather Holdings Ltd.	Million Stars Holdings Ltd.	2017/05/31	2017/07/05
08057	Madison Wine Holdings Ltd.	Madison Holdings Group Ltd.	2017/07/05	2017/08/08
08207	Credit China FinTech Holdings Ltd.	Chong Sing Holdings FinTech Group Ltd.	2017/07/27	2017/08/29
08411	K W Nelson Interior Architect Group Ltd.	K W Nelson Interior Design and Contracting Group Ltd.	2017/08/21	2017/09/14
08156	China Vanguard Group Ltd.	China Vanguard You Champion Holdings Ltd.	2017/08/25	2017/09/25
08366	Fraser Holdings Ltd.	Zhejiang United Investment Holdings Group Ltd.	2017/09/06	2017/09/26
08198	MelcoLot Ltd.	Loto Interactive Ltd.	2017/09/08	2017/10/10
08176	SkyNet Group Ltd.	SuperRobotics Ltd.	2017/09/12	2017/10/30
08227	Xi'an Haitian Antenna Holdings Co., Ltd. – H Shares	Xi'an Haitiantian Holdings Co., Ltd. – H Shares	2017/10/16	2017/11/13
08129	China Bio Cassava Holdings Ltd.	Cloud Investment Holdings Ltd.	2017/09/27	2017/11/14
08037	Rui Kang Pharmaceutical Group Investments Ltd.	China Biotech Services Holdings Ltd.	2017/10/23	2017/11/29
08029	Sun International Resources Ltd.	Sun International Group Ltd.	2017/09/29	2017/12/12
08050	Yunbo Digital Synergy Group Ltd.	Quantum Thinking Ltd.	2017/11/16	2017/12/12

Reorganisations/demergers on GEM

Code	Company	Particulars	Proposed date Completed/ EGM date
Nil			

Privatisations by major shareholder on GEM

Code	Company	Particulars	Last trading date	Delisted date
Nil				

Change of domicile of listed companies on GEM

Code	Former company	New company	Place of incorporation	Effective date
Nil				

Companies under suspension on GEM as at the end of 2017

Code		Last closing price		Date of suspension
		(HK\$)	(Date)	
08341	Aeso Holding Ltd.	2.700	(2017/06/09)	2017/06/12
08182	China Candy Holdings Ltd.	0.113	(2017/12/11)	2017/12/12
08306	China Nonferrous Metals Co. Ltd.	0.201	(2015/03/31)	2015/04/01
08215	First Credit Finance Group Ltd.	0.108	(2017/11/23)	2017/11/24
08297	My Heart Bodibra Group Ltd.	0.255	(2017/10/03)	2017/10/03
08173	Union Asia Enterprise Holdings Ltd.	0.027	(2017/03/17)	2017/03/20

Takeovers and mergers for GEM

Code	Company	Proposed date Offer closing date
08106	Zheda Lande Scitech Ltd. – H Shares (Name changed to Shenghua Lande Scitech Ltd. – H Shares) Mandatory unconditional cash offer was made by Rise Sea Ltd. at a price of HK\$0.38 or RMB0.3371 for each H share	2017/01/26 2017/02/16
08093	Odella Leather Holdings Ltd. (Name changed to Million Stars Holdings Ltd.) Mandatory unconditional cash offer was made by Power View Group Ltd. at a price of HK\$1.1692 for each share	2017/02/24 2017/03/17
08312	China Hanya Group Holdings Ltd. Mandatory unconditional cash offer was made by Handsome Global Investments Ltd. at a price of HK\$0.6529 for each share	2017/03/06 2017/03/27
08316	Pak Wing Group (Holdings) Ltd. Mandatory unconditional cash offer was made by Steel Dust Ltd. at a price of HK\$0.50 for each share	2017/04/28 2017/05/19
08331	Feishang Non-metal Materials Technology Ltd. Mandatory unconditional cash offer was made by Mr. Zhang Qiang at a price of HK\$0.70 for each share	2017/05/24 2017/06/14
08366	Fraser Holdings Ltd. (Name changed to Zhejiang United Investment Holdings Group Ltd.) Mandatory unconditional cash offer was made by United Financial Holdings Group Ltd., a wholly-owned subsidiary of Century Investment Holdings Ltd. at a price of HK\$0.25 for each share	2017/06/01 2017/06/22
08058	Shandong Luoxin Pharmaceutical Group Stock Co., Ltd. – H Shs Voluntary conditional cash offer was made by Giant Star Global (HK) Ltd., a wholly-owned subsidiary of Vibrant Group Ltd. and Ally Bridge Flagship LX (HK) Ltd. at a price of HK\$17.00 for each H share	2017/04/11 2017/06/26
08147	Millennium Pacific Group Holdings Ltd. Mandatory unconditional cash offer was made by Martford Ltd. at a price of HK\$0.067 for each share	2017/06/14 2017/07/05
08037	Rui Kang Pharmaceutical Group Investments Ltd. (Name changed to China Biotech Services Holdings Ltd.) Mandatory unconditional cash offer was made by Genius Lead Ltd. at a price of HK\$0.51 for each share	2017/08/07 2017/08/28
08355	i-Control Holdings Ltd. Mandatory unconditional cash offer was made by Phoenix Time Holdings Ltd. at a price of HK\$0.36 for each share	2017/11/16 2017/12/07
08187	Ever Smart International Holdings Ltd. Mandatory unconditional cash offer was made by Jimu Group Holdings Ltd. at a price of HK\$0.8356 for each share	2017/11/17 2017/12/08
08148	Aurum Pacific (China) Group Ltd. Mandatory unconditional cash offer was made by Mr. Chiu Ngai Hung at a price of HK\$0.138 for each share	2017/11/21 2017/12/12
08266	Gold Tat Group International Ltd. Mandatory conditional cash offer was made by Pine Cypress Development Ltd. at a price of HK\$0.0838 for each share, US\$0.001 for each share option with exercise price of HK\$0.14, US\$0.001 for each share option with exercise price of HK\$0.15	2017/11/30 2017/12/22

Share subdivisions and share consolidations on GEM

Code	Stock	Particulars	New par value (HK\$)	Effective date
08186	IR Resources Ltd.	Consolidation 5 into 1	0.0500	2017/01/13
08066	Phoenitron Holdings Ltd.	Consolidation 10 into 1	0.2000	2017/01/19
08051	CircuTech International Holdings Ltd.	Consolidation 50 into 1	0.2000	2017/02/06
08203	Kaisun Energy Group Ltd.	Consolidation 10 into 1	0.1000	2017/02/16
08108	Grand Peace Group Holdings Ltd.	Split 1 into 2	0.5000	2017/04/18
08089	Chinese Strategic Holdings Ltd.	Consolidation 10 into 1	0.0100	2017/06/27
08201	PPS International (Holdings) Ltd.	Consolidation 10 into 1	0.0100	2017/07/27
08195	L & A International Holdings Ltd.	Consolidation 20 into 1	0.0400	2017/10/09
08072	Roma Group Ltd.	Consolidation 4 into 1	0.0640	2017/10/19

Bonus issues/bonus warrants on GEM

Code	Stock	Particulars	Ex-date
08078	HMV Digital China Group Ltd.	1 for 1	2017/02/06
08326	Tonking New Energy Group Holdings Ltd.	1 for 1	2017/10/20

Rights issues/open offers on GEM

Code	Stock	Particulars	Funds raised (HK\$mil)	Ex-date payment date
08203	Kaisun Energy Group Ltd.	Rts 1 for 2 @\$0.048	90.44	2016/12/07 2017/01/06
08100	GET Holdings Ltd.	Rts 1 for 2 @\$0.52	77.04	2017/01/11 2017/02/07
08201	PPS International (Holdings) Ltd.	Rts 1 for 2 @\$0.054	48.60	2017/01/11 2017/02/07
08226	KOALA Financial Group Ltd. (Formerly: Sunrise (China) Technology Group Ltd.)	Open offer 1 for 2 @\$0.14	114.66	2017/01/16 2017/02/10
08363	SDM Group Holdings Ltd.	Open offer 1 for 2 @\$0.40	40.48	2017/01/16 2017/02/10
08165	Jian ePayment Systems Ltd.	Rts 1 for 8 @\$0.086	22.21	2017/01/18 2017/02/14
08200	Sau San Tong Holdings Ltd.	Rts 2 for 1 @\$0.10	364.23	2017/01/25 2017/02/23
08038	Golden Power Group Holdings Ltd.	Rts 1 for 2 @\$0.40	32.00	2017/03/16 2017/04/11
08299	Grand T G Gold Holdings Ltd.	Open offer 1 for 2 @\$0.02	134.48	2017/03/10 2017/04/26
08192	Global Energy Resources International Group Ltd.	Rts 1 for 2 @\$0.30	103.64	2017/04/05 2017/05/04
08179	Food Idea Holdings Ltd.	Rts 1 for 1 @\$0.14	134.18	2017/04/18 2017/05/15
08213	New Wisdom Holding Co. Ltd. (Formerly: Epicurean and Co., Ltd.)	Rts 1 for 2 @\$0.072	99.99	2017/05/11 2017/06/06
08212	Celebrate International Holdings Ltd.	Rts 3 for 1 @\$0.168	193.24	2017/05/17 2017/06/12
08131	abc Multiactive Ltd.	Rts 1 for 4 @\$0.20	12.04	2017/05/23 2017/06/16
08089	Chinese Strategic Holdings Ltd.	Open offer 1 for 2 @\$0.10	57.44	2017/04/24 2017/06/16
08128	China Ground Source Energy Industry Group Ltd.	Rts 2 for 5 @\$0.10	115.06	2017/06/15 2017/07/10
08109	Kirin Group Holdings Ltd.	Rts 5 for 2 @\$0.07	221.68	2017/07/10 2017/08/02
08112	Focus Media Network Ltd.	Rts 4 for 1 @\$0.23	211.06	2017/08/25 2017/09/14
08051	CircuTech International Holdings Ltd.	Rts 2 for 5 @\$15.00	100.43	2017/09/15 2017/10/12
08072	Roma Group Ltd.	Rts 3 for 2 @\$0.15 (after consolidation 4 into 1)	281.24	2017/10/20 2017/11/10
Total			2,454.16	

Notes: Figures may not add up to total due to rounding.

Placings on GEM

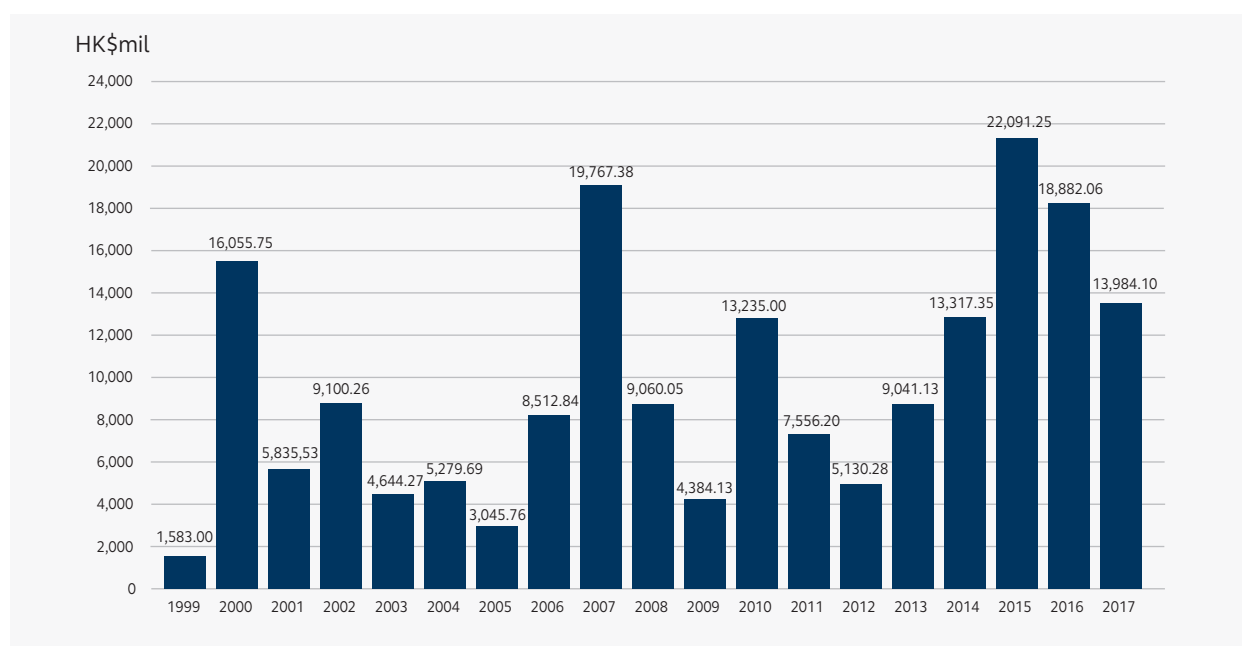
Code	Company	New shares placed	Placing price (HK\$)	Funds raised (HK\$mil)	Allotment date
08179	Food Idea Holdings Ltd.	159,744,000	0.1440	23.00	2017/01/06
08085	Hong Kong Life Sciences and Technologies Group Ltd.	948,064,000	0.1300	123.25	2017/01/06
08148	Aurum Pacific (China) Group Ltd.	181,440,000	0.1600	29.03	2017/01/10
08368	Creative China Holdings Ltd.	200,000,000	0.2650	53.00	2017/01/18
08192	Global Energy Resources International Group Ltd.	115,153,225	0.3290	37.89	2017/01/18
08022	Evershine Group Holdings Ltd.	100,000,000	0.4200	42.00	2017/01/19
08256	Netel Technology (Holdings) Ltd.	12,000,000	0.1000	1.20	2017/01/23
08001	Orient Securities International Holdings Ltd.	18,000,000	0.6100	10.98	2017/02/02
08095	Beijing Beida Jade Bird Universal Sci-Tech Co. Ltd. – H Shs	96,960,000	1.4300	138.65	2017/02/06
08018	Finsoft Financial Investment Holdings Ltd.	210,090,000	0.1460	30.67	2017/02/20
08186	IR Resources Ltd.	138,540,000	0.2000	27.71	2017/02/23
08019	Hao Wen Holdings Ltd.	357,740,000	0.1250	44.72	2017/02/24
08300	Royal Catering Group Holdings Co. Ltd.	202,800,000	0.1500	30.42	2017/03/13
08182	China Candy Holdings Ltd.	268,000,000	0.1480	39.66	2017/03/17
08315	King Force Group Holdings Ltd.	553,153,409	0.0220	12.17	2017/03/20
08078	HMV Digital China Group Ltd.	490,200,000	0.2500	122.55	2017/03/21
08082	Sage International Group Ltd.	165,000,000	0.1600	26.40	2017/03/24
08047	China Ocean Fishing Holdings Ltd.	402,900,000	0.3000	120.87	2017/04/10
08120	China Demeter Financial Investments Ltd.	153,800,000	0.1000	15.38	2017/04/21
08228	National Arts Entertainment and Culture Group Ltd.	500,091,740	0.2230	111.52	2017/04/21
08132	China Oil Gangran Energy Group Holdings Ltd.	700,000,000	0.1010	70.70	2017/04/24
08083	China Innovationpay Group Ltd.	788,600,000	0.5000	394.30	2017/04/26
08086	DX.com Holdings Ltd.	355,000,000	0.1220	43.31	2017/04/27
08129	China Bio Cassava Holdings Ltd. (Name changed to Cloud Investment Holdings Ltd.)	240,000,000	0.1000	24.00	2017/05/17
08265	China Trustful Group Ltd.	100,000,000	2.8000	280.00	2017/05/25
08181	Kong Shum Union Property Management (Holding) Ltd.	118,800,000	0.2400	28.51	2017/05/26
08256	Netel Technology (Holdings) Ltd.	60,000,000	0.1000	6.00	2017/05/31
08001	Orient Securities International Holdings Ltd.	36,000,000	0.5800	20.88	2017/06/05
08066	Phoenitron Holdings Ltd.	75,000,000	0.2000	15.00	2017/06/05
08078	HMV Digital China Group Ltd.	1,925,400,000	0.2500	481.35	2017/06/12
08363	SDM Group Holdings Ltd.	50,500,000	0.4800	24.24	2017/06/14
08129	China Bio Cassava Holdings Ltd. (Name changed to Cloud Investment Holdings Ltd.)	250,000,000	0.1000	25.00	2017/06/15
08150	Seamless Green China (Holdings) Ltd.	254,761,208	0.1200	30.57	2017/06/27
08063	Global Mastermind Holdings Ltd.	710,450,000	0.1000	71.05	2017/07/03
08206	Shentong Robot Education Group Co. Ltd.	240,000,000	0.4500	108.00	2017/07/04
08299	Grand T G Gold Holdings Ltd.	2,279,000,000	0.0200	45.58	2017/07/17
08218	Echo International Holdings Group Ltd.	160,000,000	0.1630	26.08	2017/07/18
08071	China Netcom Technology Holdings Ltd.	390,000,000	0.0820	31.98	2017/07/19
08163	Merdeka Financial Services Group Ltd.	320,000,000	0.0810	25.92	2017/07/20
08325	China Smartpay Group Holdings Ltd.	100,000,000	1.2500	125.00	2017/08/03
08269	Wealth Glory Holdings Ltd.	136,950,000	0.3100	42.45	2017/08/03
08176	SkyNet Group Ltd. (Name changed to SuperRobotics Ltd.)	21,000,000	6.2500	131.25	2017/08/04
08272	Chinese Food and Beverage Group Ltd.	528,360,000	0.0200	10.57	2017/08/15
08325	China Smartpay Group Holdings Ltd.	50,000,000	1.2500	62.50	2017/08/17
08147	Millennium Pacific Group Holdings Ltd.	270,000,000	0.0900	24.30	2017/09/14
08181	Kong Shum Union Property Management (Holding) Ltd.	142,400,000	0.1450	20.65	2017/09/21
08047	China Ocean Fishing Holdings Ltd.	483,480,000	0.4800	232.07	2017/10/03
08130	Zhi Cheng Holdings Ltd.	450,000,000	0.1880	84.60	2017/10/19
08037	China Biotech Services Holdings Ltd.	68,000,000	0.7000	47.60	2017/10/24
08059	Glory Flame Holdings Ltd.	80,898,000	0.5000	40.45	2017/10/25
08232	Classified Group (Holdings) Ltd.	46,000,000	1.8600	85.56	2017/11/01
08089	Chinese Strategic Holdings Ltd.	34,460,000	0.8000	27.57	2017/11/09
08045	Jiangsu Nandasoft Technology Co. Ltd. – H Shares	84,200,000	0.2260	19.03	2017/11/16
08331	Feishang Non-metal Materials Technology Ltd.	50,000,000	1.4500	72.50	2017/11/24
08041	Luxey International (Holdings) Ltd.	700,000,000	0.1000	70.00	2017/11/30
08006	Sino Splendid Holdings Ltd.	64,300,000	0.2000	12.86	2017/12/13
08090	China Assurance Finance Group Ltd.	60,000,000	1.0000	60.00	2017/12/14
08193	GreaterChina Professional Services Ltd.	971,590,000	0.0500	48.58	2017/12/22
Total				4,011.08	

Funds raised by classification for GEM, 2013 – 2017

HK\$mil

Type	Listing method	2013	2014	2015	2016	2017
Equities	Offer for subscription	–	11.12	–	341.02	1,957.72
	Offer for sale	295.64	220.72	365.55	241.59	182.40
	Offer for placing	2,887.81	1,928.61	2,375.28	4,008.14	3,798.16
	Placing	3,483.39	4,919.64	12,230.86	6,977.31	4,011.08
	Rights issue	66.94	1,484.61	1,463.38	2,886.20	2,107.09
	Open offer	557.55	1,981.32	3,651.01	608.79	347.07
	Consideration issue	1,357.05	2,074.04	1,225.82	3,325.41	874.28
	Warrants exercised	81.72	323.87	214.34	25.92	35.45
	Share option scheme	311.03	373.42	565.01	467.69	670.85
Equities funds raised		9,041.13	13,317.35	22,091.25	18,882.06	13,984.10
Equity warrants – premium		–	–	–	–	–

Equity funds raised for GEM, 1999-2017



Funds raised by Mainland enterprises H shares for GEM, 2013-2017

HK\$mil

Type	Listing method	2013	2014	2015	2016	2017
Equities	Offer for subscription	-	-	-	-	236.35
	Offer for sale	-	-	-	-	-
	Offer for placing	-	-	77.60	-	82.34
	Placing	241.40	-	239.45	189.51	157.68
	Rights issue	-	-	-	-	-
	Open offer	-	-	-	-	-
	Consideration issue	-	-	15.64	13.20	160.00
	Warrants exercised	-	-	-	-	-
	Share option scheme	-	-	-	-	-
Equities funds raised		241.40	-	332.69	202.71	636.37

Funds raised by Red Chip stocks for GEM, 2013-2017

HK\$mil

Type	Listing method	2013	2014	2015	2016	2017
Equities	Offer for subscription	-	-	-	-	-
	Offer for sale	-	-	-	-	-
	Offer for placing	699.20	-	-	-	-
	Placing	-	300.76	65.00	97.44	-
	Rights issue	-	-	-	-	115.06
	Open offer	-	-	-	-	-
	Consideration issue	135.00	223.65	71.43	-	-
	Warrants exercised	-	-	-	-	-
	Share option scheme	3.56	0.64	24.91	-	-
Equities funds raised		837.76	525.05	161.33	97.44	115.06

Newly listed equity warrants on GEM, 2017

Code	Warrant	Subscription price per unit (HK\$)	Subscription period	Initial issued amount (HK\$)	Listing date
Nil					

List of expired equity warrants for GEM, 2017

Code	Warrant	Last trading date	Delisted date
Nil			

Market value and trading for equity warrants on GEM, 2013-2017

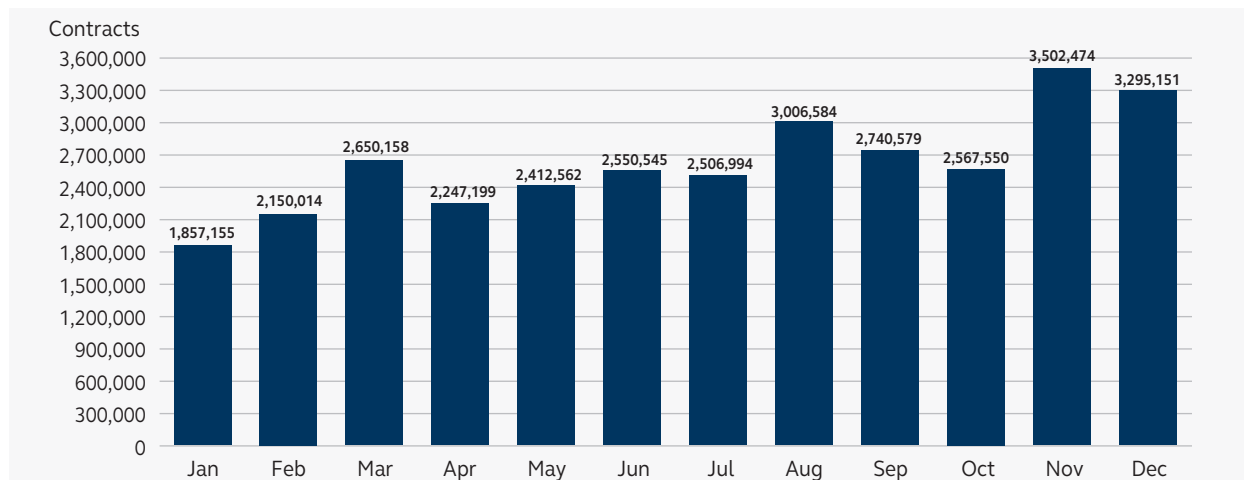
Year/Month	Number *	Market value * HK\$mil	Turnover value HK\$mil	(%) of market total
2013	0	0.00	0.85	0.00
2014	0	0.00	0.00	0.00
2015	1	9.86	45.68	0.02
2016	1	62.90	42.73	0.04
2017	1	62.83	0.84	0.00
2017	Jan	62.89	0.42	0.00
	Feb	62.88	0.07	0.00
	Mar	62.85	0.05	0.00
	Apr	62.84	0.07	0.00
	May	62.84	0.14	0.00
	Jun	62.84	0.04	0.00
	Jul	62.83	0.00	0.00
	Aug	62.83	0.01	0.00
	Sep	62.83	0.00	0.00
	Oct	62.83	0.00	0.00
	Nov	62.83	0.02	0.00
	Dec	62.83	0.01	0.00

* Month-end or year-end figures.

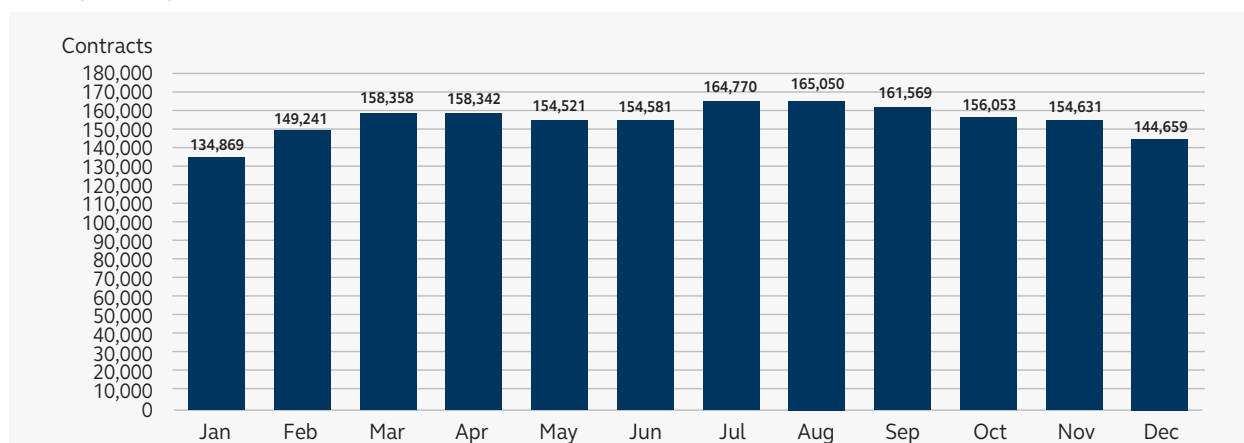
Hang Seng Index Futures – trading statistics, 2013-2017

Year/Month	No. of trading days	Contracts			
		Total volume	Average daily volume	Period end open interest	
2013	244.0	19,580,330	80,247	107,304	
2014	247.0	17,067,247	69,098	99,195	
2015	247.0	21,239,775	85,991	97,118	
2016	247.0	32,313,994	130,826	123,004	
2017	247.0	31,486,965	127,478	144,659	
2017	Jan	19.0	1,857,155	97,745	134,869
	Feb	20.0	2,150,014	107,501	149,241
	Mar	23.0	2,650,158	115,224	158,358
	Apr	17.0	2,247,199	132,188	158,342
	May	20.0	2,412,562	120,628	154,521
	Jun	22.0	2,550,545	115,934	154,581
	Jul	21.0	2,506,994	119,381	164,770
	Aug	23.0	3,006,584	130,721	165,050
	Sep	21.0	2,740,579	130,504	161,569
	Oct	20.0	2,567,550	128,378	156,053
	Nov	22.0	3,502,474	159,203	154,631
	Dec	19.0	3,295,151	173,429	144,659
2017	Highest (date)		298,956 (25/04)		206,082 (27/06)

Hang Seng Index Futures – monthly volume, 2017



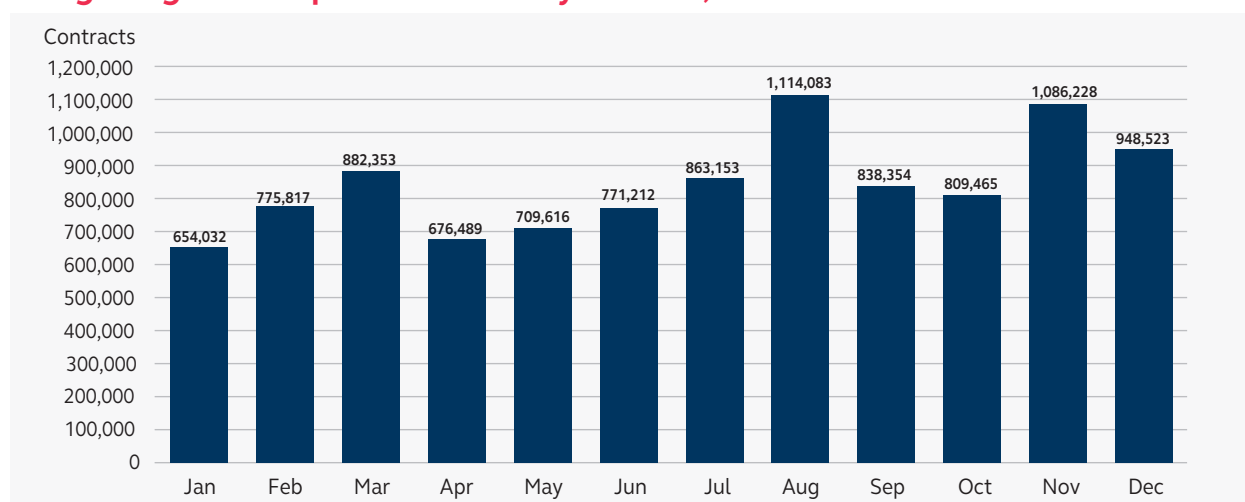
Hang Seng Index Futures – month-end open interest, 2017



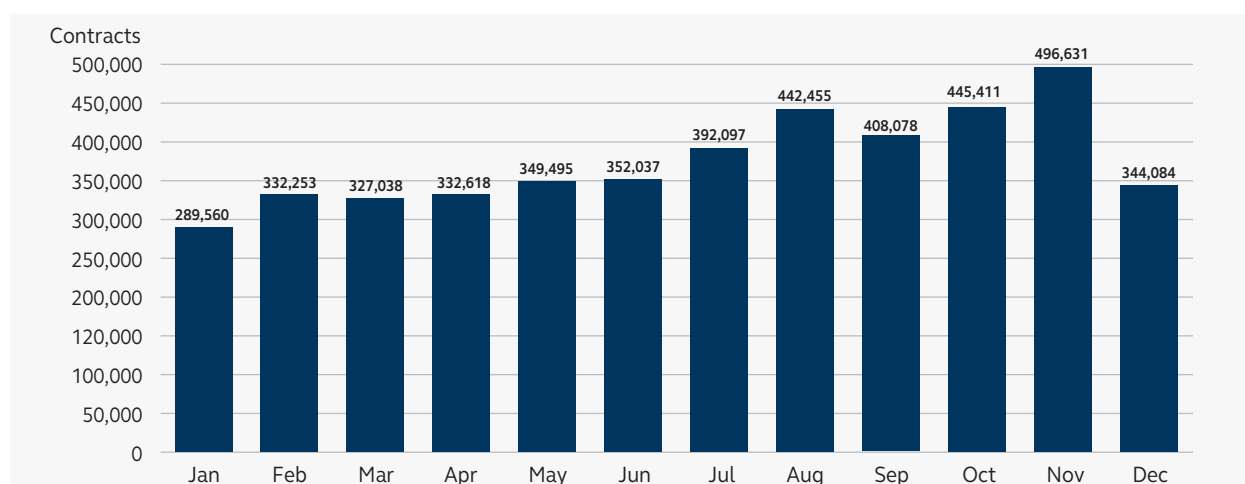
Hang Seng Index Options – trading statistics, 2013-2017

Year/Month	No. of trading days	Volume (contracts)			Average daily	Period end open interest (contracts)
		Call	Put	Total		
2013	244.0	4,049,293	4,552,216	8,601,509	35,252	173,176
2014	247.0	3,549,493	3,969,217	7,518,710	30,440	169,950
2015	247.0	3,524,583	3,990,883	7,515,466	30,427	172,564
2016	247.0	4,195,192	5,158,557	9,353,749	37,869	249,699
2017	247.0	4,308,036	5,821,289	10,129,325	41,009	344,084
2017 Jan	19.0	284,354	369,678	654,032	34,423	289,560
2017 Feb	20.0	339,291	436,526	775,817	38,791	332,253
2017 Mar	23.0	375,249	507,104	882,353	38,363	327,038
2017 Apr	17.0	285,504	390,985	676,489	39,793	332,618
2017 May	20.0	306,515	403,101	709,616	35,481	349,495
2017 Jun	22.0	319,143	452,069	771,212	35,055	352,037
2017 Jul	21.0	346,716	516,437	863,153	41,103	392,097
2017 Aug	23.0	456,185	657,898	1,114,083	48,438	442,455
2017 Sep	21.0	345,589	492,765	838,354	39,922	408,078
2017 Oct	20.0	333,244	476,221	809,465	40,473	445,411
2017 Nov	22.0	486,701	599,527	1,086,228	49,374	496,631
2017 Dec	19.0	429,545	518,978	948,523	49,922	344,084
2017 Highest (date)				114,246 (06/12)		594,941 (28/11)

Hang Seng Index Options – monthly volume, 2017



Hang Seng Index Options – month-end open interest 2017



Mini-Hang Seng Index Futures – trading statistics, 2013-2017

Year/Month	No. of trading days	Contracts		
		Total volume	Average daily volume	Period end open interest
2013	244.0	7,853,800	32,188	5,835
2014	247.0	6,959,838	28,177	7,472
2015	247.0	10,046,556	40,674	7,556
2016	247.0	12,477,552	50,516	9,572
2017	247.0	11,487,207	46,507	9,863
2017 Jan	19.0	668,871	35,204	9,604
Feb	20.0	809,931	40,497	9,404
Mar	23.0	975,929	42,432	9,241
Apr	17.0	773,102	45,477	10,669
May	20.0	851,293	42,565	9,778
Jun	22.0	853,415	38,792	10,210
Jul	21.0	826,514	39,358	12,154
Aug	23.0	1,152,401	50,104	9,192
Sep	21.0	999,094	47,576	9,313
Oct	20.0	972,637	48,632	8,404
Nov	22.0	1,243,088	56,504	10,441
Dec	19.0	1,360,932	71,628	9,863
2017 Highest (date)		122,655 (06/12)		15,503 (11/08)

Mini-Hang Seng Index Options – trading statistics, 2013-2017

Year/Month	No. of trading days	Volume (contracts)				Period end open interest (contracts)
		Call	Put	Total volume	Average daily volume	
2013	244.0	558,839	598,427	1,157,266	4,743	4,665
2014	247.0	473,906	487,448	961,354	3,892	5,734
2015	247.0	521,643	512,170	1,033,813	4,185	4,945
2016	247.0	694,850	729,529	1,424,379	5,767	11,917
2017	247.0	824,116	816,765	1,640,881	6,643	9,108
2017 Jan	19.0	56,532	56,874	113,406	5,969	12,269
Feb	20.0	58,881	55,853	114,734	5,737	12,110
Mar	23.0	68,434	70,191	138,625	6,027	11,064
Apr	17.0	55,692	66,097	121,789	7,164	12,857
May	20.0	68,913	63,271	132,184	6,609	11,860
Jun	22.0	87,020	73,166	160,186	7,281	13,928
Jul	21.0	73,328	83,272	156,600	7,457	12,916
Aug	23.0	61,737	80,035	141,772	6,164	18,548
Sep	21.0	58,309	58,640	116,949	5,569	8,429
Oct	20.0	65,305	59,151	124,456	6,223	10,922
Nov	22.0	94,827	80,935	175,762	7,989	15,212
Dec	19.0	75,138	69,280	144,418	7,601	9,108
2017 Highest (date)				19,094 (06/12)		34,161 (29/08)

Hang Seng China Enterprises Index Futures – trading statistics, 2013-2017

Year/Month	No. of trading days	Contracts		
		Total volume	Average daily volume	Period end open interest
2013	244.0	20,871,257	85,538	217,646
2014	247.0	21,984,297	89,005	259,173
2015	247.0	33,379,310	135,139	384,767
2016	247.0	33,031,130	133,729	322,024
2017	247.0	28,852,655	116,812	233,591
2017 Jan	19.0	2,071,776	109,041	321,900
Feb	20.0	2,468,543	123,427	307,486
Mar	23.0	2,759,051	119,959	329,224
Apr	17.0	2,215,478	130,322	323,613
May	20.0	2,449,388	122,469	291,313
Jun	22.0	2,590,663	117,757	310,182
Jul	21.0	2,371,443	112,926	316,694
Aug	23.0	2,604,162	113,224	287,389
Sep	21.0	2,269,690	108,080	289,770
Oct	20.0	2,246,713	112,336	297,405
Nov	22.0	2,595,792	117,991	277,092
Dec	19.0	2,209,956	116,313	233,591
2017 Highest (date)		420,324 (25/04)		427,135 (29/03)

Hang Seng China Enterprises Index Options – trading statistics, 2013-2017

Year/Month	No. of trading days	Volume (contracts)				Period end open interest (contracts)
		Call	Put	Total volume	Average daily volume	
2013	244.0	3,814,440	4,212,834	8,027,274	32,899	858,416
2014	247.0	4,278,275	4,720,622	8,998,897	36,433	991,190
2015	247.0	7,345,514	7,958,731	15,304,245	61,961	1,625,661
2016	247.0	9,116,891	10,358,835	19,475,726	78,849	2,066,340
2017	247.0	8,548,769	11,229,151	19,777,920	80,073	1,982,347
2017 Jan	19.0	700,202	825,954	1,526,156	80,324	2,324,389
Feb	20.0	1,003,994	1,145,341	2,149,335	107,467	2,641,892
Mar	23.0	877,405	1,020,810	1,898,215	82,531	2,633,448
Apr	17.0	619,059	828,989	1,448,048	85,179	2,770,113
May	20.0	702,814	927,477	1,630,291	81,515	2,937,474
Jun	22.0	714,427	777,010	1,491,437	67,793	2,695,657
Jul	21.0	596,068	776,037	1,372,105	65,338	2,813,702
Aug	23.0	719,971	1,098,088	1,818,059	79,046	2,985,321
Sep	21.0	666,181	1,098,165	1,764,346	84,016	2,913,158
Oct	20.0	698,171	931,395	1,629,566	81,478	3,096,163
Nov	22.0	713,248	1,039,468	1,752,716	79,669	3,263,494
Dec	19.0	537,229	760,417	1,297,646	68,297	1,982,347
2017 Highest (date)				173,312 (15/02)		3,465,052 (27/12)

Mini-Hang Seng China Enterprises Index Futures – trading statistics, 2013-2017

Year/Month	No. of trading days	Contracts		
		Total volume	Average daily volume	Period end open interest
2013	244.0	2,252,621	9,232	3,608
2014	247.0	3,429,393	13,884	3,588
2015	247.0	7,506,543	30,391	6,088
2016	247.0	4,870,262	19,718	4,399
2017	247.0	3,661,193	14,823	5,162
2017 Jan	19.0	221,718	11,669	4,749
Feb	20.0	283,396	14,170	4,803
Mar	23.0	327,770	14,251	4,799
Apr	17.0	229,711	13,512	4,578
May	20.0	283,556	14,178	4,760
Jun	22.0	324,662	14,757	5,474
Jul	21.0	299,007	14,238	4,113
Aug	23.0	322,418	14,018	4,430
Sep	21.0	299,129	14,244	4,473
Oct	20.0	318,053	15,903	4,076
Nov	22.0	412,509	18,750	5,499
Dec	19.0	339,264	17,856	5,162
2017 Highest (date)		30,910 (06/12)		11,090 (16/02)

Mini-Hang Seng China Enterprises Index Options – trading statistics, 2016-2017

Year/Month	No. of trading days	Volume (contracts)				Period end open interest (contracts)
		Call	Put	Total volume	Average daily volume	
2016 *	81.0	91,932	105,467	197,399	2,437	3,265
2017	247.0	192,320	184,923	377,243	1,527	5,154
2017 Jan	19.0	7,918	9,726	17,644	929	3,813
Feb	20.0	16,979	11,611	28,590	1,430	5,348
Mar	23.0	21,202	16,211	37,413	1,627	5,602
Apr	17.0	11,240	11,820	23,060	1,356	3,400
May	20.0	12,646	13,895	26,541	1,327	4,861
Jun	22.0	18,173	13,615	31,788	1,445	3,102
Jul	21.0	13,674	15,802	29,476	1,404	4,822
Aug	23.0	16,123	19,908	36,031	1,567	4,975
Sep	21.0	16,532	16,659	33,191	1,581	4,657
Oct	20.0	18,555	21,680	40,235	2,012	5,590
Nov	22.0	19,607	17,151	36,758	1,671	5,899
Dec	19.0	19,671	16,845	36,516	1,922	5,154
2017 Highest (date)				9,246 (30/10)		15,630 (24/03)

* Trading in Mini-Hang Seng China Enterprises Index Options commenced on 5 Sep 2016

HSI Dividend Point Index Futures – trading statistics, 2013-2017

Year/Month	No. of trading days	Contracts		
		Total volume	Average daily volume	Period end open interest
2013	244.0	11,214	46	4,599
2014	247.0	15,658	63	3,480
2015	247.0	9,573	39	2,581
2016	247.0	16,886	68	4,621
2017	247.0	18,243	74	9,052
2017 Jan	19.0	350	18	4,721
Feb	20.0	702	35	5,321
Mar	23.0	1,625	71	6,071
Apr	17.0	1,200	71	7,171
May	20.0	0	0	7,171
Jun	22.0	3,800	173	9,621
Jul	21.0	701	33	9,822
Aug	23.0	2,650	115	11,122
Sep	21.0	400	19	11,422
Oct	20.0	0	0	11,422
Nov	22.0	4,715	214	13,702
Dec	19.0	2,100	111	9,052
2017 Highest (date)		1,750 (30/11)		13,902 (28/12)

HSCEI Dividend Point Index Futures – trading statistics, 2013-2017

Year/Month	No. of trading days	Contracts		
		Total volume	Average daily volume	Period end open interest
2013	244.0	156,496	641	51,075
2014	247.0	240,572	974	48,174
2015	247.0	205,269	831	75,426
2016	247.0	589,188	2,385	109,112
2017	247.0	472,147	1,912	72,636
2017 Jan	19.0	33,777	1,778	112,898
Feb	20.0	90,252	4,513	131,128
Mar	23.0	142,901	6,213	114,305
Apr	17.0	17,456	1,027	117,151
May	20.0	24,322	1,216	116,362
Jun	22.0	16,223	737	120,002
Jul	21.0	10,527	501	120,989
Aug	23.0	55,463	2,411	119,928
Sep	21.0	25,122	1,196	116,855
Oct	20.0	21,894	1,095	118,586
Nov	22.0	22,354	1,016	129,273
Dec	19.0	11,856	624	72,636
2017 Highest (date)		27,501 (14/02)		146,106 (16/03)

Flexible Hang Seng Index Options – trading statistics, 2013-2017

Year/Month	No. of trading days	Volume (contracts)				Average daily volume	Period end open interest (contracts)
		Call	Put	Total volume			
2013	244.0	8,458	739	9,197	38	506	
2014	247.0	100	250	350	1	50	
2015	247.0	1,775	3,525	5,300	21	2,975	
2016	247.0	0	560	560	2	0	
2017	247.0	0	0	0	0	0	
2017 Jan	19.0	0	0	0	0	0	
Feb	20.0	0	0	0	0	0	
Mar	23.0	0	0	0	0	0	
Apr	17.0	0	0	0	0	0	
May	20.0	0	0	0	0	0	
Jun	22.0	0	0	0	0	0	
Jul	21.0	0	0	0	0	0	
Aug	23.0	0	0	0	0	0	
Sep	21.0	0	0	0	0	0	
Oct	20.0	0	0	0	0	0	
Nov	22.0	0	0	0	0	0	
Dec	19.0	0	0	0	0	0	
2017 Highest (date)				0 –		0 –	

Flexible Hang Seng China Enterprises Index Options – trading statistics, 2013-2017

Year/Month	No. of trading days	Volume (contracts)				Average daily volume	Period end open interest (contracts)
		Call	Put	Total volume			
2013	244.0	11,174	19,615	30,789	126	25,099	
2014	247.0	9,920	26,701	36,621	148	25,440	
2015	247.0	15,283	24,565	39,848	161	16,131	
2016	247.0	10,696	5,920	16,616	67	11,930	
2017	247.0	10,000	0	10,000	40	0	
2017 Jan	19.0	0	0	0	0	11,930	
Feb	20.0	0	0	0	0	11,930	
Mar	23.0	0	0	0	0	11,930	
Apr	17.0	0	0	0	0	11,930	
May	20.0	0	0	0	0	11,930	
Jun	22.0	5,000	0	5,000	227	16,666	
Jul	21.0	0	0	0	0	16,666	
Aug	23.0	0	0	0	0	16,666	
Sep	21.0	0	0	0	0	16,666	
Oct	20.0	5,000	0	5,000	250	11,666	
Nov	22.0	0	0	0	0	11,666	
Dec	19.0	0	0	0	0	0	
2017 Highest (date)				5,000 (13/10)		16,666 (12/10)	

HSI Volatility Index Futures – trading statistics, 2013-2017

Year/Month	No. of trading days	Contracts		
		Total volume	Average daily volume	Period end open interest
2013	244.0	978	4	21
2014	247.0	475	2	2
2015	247.0	464	2	1
2016	247.0	87	0	0
2017	247.0	68	0	0
2017 Jan	19.0	27	1	1
Feb	20.0	23	1	1
Mar	23.0	0	0	0
Apr	17.0	3	0	1
May	20.0	0	0	0
Jun	22.0	5	0	5
Jul	21.0	0	0	5
Aug	23.0	0	0	0
Sep	21.0	0	0	0
Oct	20.0	0	0	0
Nov	22.0	5	0	5
Dec	19.0	5	0	0
2017 Highest (date)		24 (24/01)		5 (13/12)

* Trading in HSI Volatility Index Futures commenced on 20 Feb 2012

CES China 120 Index Futures – trading statistics, 2013-2017

Year/Month	No. of trading days	Contracts		
		Total volume	Average daily volume	Period end open interest
2013 *	96.0	50,213	523	203
2014	247.0	40,283	163	93
2015	247.0	27,427	111	5
2016	247.0	642	3	16
2017	247.0	1,511	6	11
2017 Jan	19.0	44	2	11
Feb	20.0	72	4	11
Mar	23.0	56	2	17
Apr	17.0	124	7	11
May	20.0	48	2	16
Jun	22.0	25	1	11
Jul	21.0	197	9	11
Aug	23.0	101	4	16
Sep	21.0	244	12	16
Oct	20.0	178	9	11
Nov	22.0	366	17	11
Dec	19.0	56	3	11
2017 Highest (date)		100 (10/04)		36 (04/09)

* Trading in CES China 120 Index Futures commenced on 12 Aug 2013

CES Gaming Top 10 Index Futures – trading statistics, 2016-2017

Year/Month	No. of trading days	Contracts		
		Total volume	Average daily volume	Period end open interest
2016 *	164.0	0	0	0
2017	247.0	0	0	0
2017 Jan	19.0	0	0	0
Feb	20.0	0	0	0
Mar	23.0	0	0	0
Apr	17.0	0	0	0
May	20.0	0	0	0
Jun	22.0	0	0	0
Jul	21.0	0	0	0
Aug	23.0	0	0	0
Sep	21.0	0	0	0
Oct	20.0	0	0	0
Nov	22.0	0	0	0
Dec	19.0	0	0	0
2017 Highest (date)		0 -		0 -

* Trading in CES Gaming Top 10 Index Futures commenced on 9 May 2016

Hang Seng Mainland Oil & Gas Index Futures – trading statistics, 2016-2017

Year/Month	No. of trading days	Contracts		
		Total volume	Average daily volume	Period end open interest
2016 *	164.0	6	0	1
2017	247.0	2,637	11	69
2017 Jan	19.0	1	0	0
Feb	20.0	6	0	2
Mar	23.0	6	0	0
Apr	17.0	4	0	0
May	20.0	6	0	0
Jun	22.0	0	0	0
Jul	21.0	382	18	22
Aug	23.0	630	27	91
Sep	21.0	342	16	25
Oct	20.0	354	18	28
Nov	22.0	492	22	60
Dec	19.0	414	22	69
2017 Highest (date)		86 (02/08)		156 (10/08)

* Trading in Hang Seng Mainland Oil & Gas Index Futures commenced on 9 May 2016

Hang Seng Mainland Banks Index Futures – trading statistics, 2016-2017

Year/Month	No. of trading days	Contracts		
		Total volume	Average daily volume	Period end open interest
2016 *	164.0	285	2	8
2017	247.0	8,067	33	100
2017 Jan	19.0	115	6	15
Feb	20.0	166	8	12
Mar	23.0	94	4	22
Apr	17.0	75	4	15
May	20.0	90	5	9
Jun	22.0	383	17	4
Jul	21.0	485	23	28
Aug	23.0	1,334	58	67
Sep	21.0	1,176	56	124
Oct	20.0	1,189	59	136
Nov	22.0	1,772	81	66
Dec	19.0	1,188	63	100
2017 Highest (date)		188 (20/11)		195 (18/09)

* Trading in Hang Seng Mainland Banks Index Futures commenced on 9 May 2016

Hang Seng Mainland Healthcare Index Futures – trading statistics, 2016-2017

Year/Month	No. of trading days	Contracts		
		Total volume	Average daily volume	Period end open interest
2016 *	164.0	0	0	0
2017	247.0	2	0	0
2017 Jan	19.0	0	0	0
Feb	20.0	0	0	0
Mar	23.0	0	0	0
Apr	17.0	0	0	0
May	20.0	0	0	0
Jun	22.0	0	0	0
Jul	21.0	0	0	0
Aug	23.0	0	0	0
Sep	21.0	0	0	0
Oct	20.0	2	0	0
Nov	22.0	0	0	0
Dec	19.0	0	0	0
2017 Highest (date)		2 (11/10)		0 -

* Trading in Hang Seng Mainland Healthcare Index Futures commenced on 9 May 2016

Hang Seng Mainland Properties Index Futures – trading statistics, 2016-2017

Year/Month	No. of trading days	Contracts		
		Total volume	Average daily volume	Period end open interest
2016 *	164.0	5	0	0
2017	247.0	4,744	19	8
2017 Jan	19.0	0	0	0
Feb	20.0	0	0	0
Mar	23.0	10	0	0
Apr	17.0	0	0	0
May	20.0	2	0	0
Jun	22.0	0	0	0
Jul	21.0	286	14	12
Aug	23.0	1,345	58	22
Sep	21.0	1,546	74	28
Oct	20.0	675	34	16
Nov	22.0	473	22	35
Dec	19.0	407	21	8
2017 Highest (date)		211 (19/09)		97 (06/09)

* Trading in Hang Seng Mainland Properties Index Futures commenced on 9 May 2016

Hang Seng IT Hardware Index Futures – trading statistics, 2016-2017

Year/Month	No. of trading days	Contracts		
		Total volume	Average daily volume	Period end open interest
2016 *	164.0	0	0	0
2017	247.0	2	0	0
2017 Jan	19.0	0	0	0
Feb	20.0	0	0	0
Mar	23.0	0	0	0
Apr	17.0	0	0	0
May	20.0	0	0	0
Jun	22.0	0	0	0
Jul	21.0	2	0	0
Aug	23.0	0	0	0
Sep	21.0	0	0	0
Oct	20.0	0	0	0
Nov	22.0	0	0	0
Dec	19.0	0	0	0
2017 Highest (date)		1 (11/07)		1 (10/07)

* Trading in Hang Seng IT Hardware Index Futures commenced on 9 May 2016

Hang Seng Software & Services Index Futures – trading statistics, 2016-2017

Year/Month	No. of trading days	Contracts		
		Total volume	Average daily volume	Period end open interest
2016 *	164.0	0	0	0
2017	247.0	0	0	0
2017 Jan	19.0	0	0	0
Feb	20.0	0	0	0
Mar	23.0	0	0	0
Apr	17.0	0	0	0
May	20.0	0	0	0
Jun	22.0	0	0	0
Jul	21.0	0	0	0
Aug	23.0	0	0	0
Sep	21.0	0	0	0
Oct	20.0	0	0	0
Nov	22.0	0	0	0
Dec	19.0	0	0	0
2017 Highest (date)		0 -		0 -

* Trading in Hang Seng Software & Services Index Futures commenced on 9 May 2016

IBOVESPA Futures – trading statistics, 2013-2017

Year/Month	No. of trading days	Contracts		
		Total volume	Average daily volume	Period end open interest
2013	244.0	0	0	0
2014	247.0	0	0	0
2015	247.0	0	0	0
2016	247.0	0	0	0
2017	247.0	0	0	0
2017 Jan	19.0	0	0	0
Feb	20.0	0	0	0
Mar	23.0	0	0	0
Apr	17.0	0	0	0
May	20.0	0	0	0
Jun	22.0	0	0	0
Jul	21.0	0	0	0
Aug	23.0	0	0	0
Sep	21.0	0	0	0
Oct	20.0	0	0	0
Nov	22.0	0	0	0
Dec	19.0	0	0	0
2017 Highest (date)		0 -		0 -

* Trading in IBOVESPA Futures commenced on 30 Mar 2012

MICEX Index Futures – trading statistics, 2013-2017

Year/Month	No. of trading days	Contracts		
		Total volume	Average daily volume	Period end open interest
2013	244.0	0	0	0
2014	247.0	0	0	0
2015	247.0	0	0	0
2016	247.0	0	0	0
2017	247.0	0	0	0
2017 Jan	19.0	0	0	0
2017 Feb	20.0	0	0	0
2017 Mar	23.0	0	0	0
2017 Apr	17.0	0	0	0
2017 May	20.0	0	0	0
2017 Jun	22.0	0	0	0
2017 Jul	21.0	0	0	0
2017 Aug	23.0	0	0	0
2017 Sep	21.0	0	0	0
2017 Oct	20.0	0	0	0
2017 Nov	22.0	0	0	0
2017 Dec	19.0	0	0	0
2017 Highest (date)		0 -		0 -

S&P BSE Sensex Index Futures – trading statistics, 2013-2017

Year/Month	No. of trading days	Contracts		
		Total volume	Average daily volume	Period end open interest
2013	244.0	0	0	0
2014	247.0	0	0	0
2015	247.0	0	0	0
2016	247.0	0	0	0
2017	247.0	0	0	0
2017 Jan	19.0	0	0	0
2017 Feb	20.0	0	0	0
2017 Mar	23.0	0	0	0
2017 Apr	17.0	0	0	0
2017 May	20.0	0	0	0
2017 Jun	22.0	0	0	0
2017 Jul	21.0	0	0	0
2017 Aug	23.0	0	0	0
2017 Sep	21.0	0	0	0
2017 Oct	20.0	0	0	0
2017 Nov	22.0	0	0	0
2017 Dec	19.0	0	0	0
2017 Highest (date)		0 -		0 -

FTSE/JSE Top40 Futures – trading statistics, 2013-2017

Year/Month	No. of trading days	Contracts		
		Total volume	Average daily volume	Period end open interest
2013	244.0	0	0	0
2014	247.0	0	0	0
2015	247.0	0	0	0
2016	247.0	0	0	0
2017	247.0	0	0	0
2017 Jan	19.0	0	0	0
2017 Feb	20.0	0	0	0
2017 Mar	23.0	0	0	0
2017 Apr	17.0	0	0	0
2017 May	20.0	0	0	0
2017 Jun	22.0	0	0	0
2017 Jul	21.0	0	0	0
2017 Aug	23.0	0	0	0
2017 Sep	21.0	0	0	0
2017 Oct	20.0	0	0	0
2017 Nov	22.0	0	0	0
2017 Dec	19.0	0	0	0
2017 Highest (date)		0		0
		-		-

5-Year MOF T-Bond Futures – trading statistics, 2017

Year/Month	No. of trading days	Contracts		
		Total volume	Average daily volume	Period end open interest
2017 *	168.0	8,539	51	-
2017 Apr	13.0	2,430	187	323
May	20.0	2,320	116	970
Jun	22.0	1,930	88	666
Jul	21.0	1,006	48	704
Aug	23.0	688	30	669
Sep	21.0	35	2	135
Oct	20.0	46	2	104
Nov	22.0	84	4	108
Dec	6.0	0	0	-
2017 Highest (date)		458 (31/05)		1,028 (06/06)

* Trading in 5-Year MOF T-Bond Futures commenced on 10 Apr 2017 and suspended with effect from 08 Dec 2017

Three-month HIBOR Futures – trading statistics, 2013-2017

Year/Month	No. of trading days	Contracts		
		Total volume	Average daily volume	Period end open interest
2013	244.0	2	0	1
2014	247.0	35	0	5
2015	247.0	90	0	0
2016	247.0	52	0	40
2017	247.0	568	2	470
2017 Jan	19.0	0	0	40
Feb	20.0	0	0	40
Mar	23.0	0	0	40
Apr	17.0	0	0	40
May	20.0	0	0	40
Jun	22.0	0	0	40
Jul	21.0	9	0	48
Aug	23.0	1	0	48
Sep	21.0	298	14	310
Oct	20.0	0	0	290
Nov	22.0	230	10	520
Dec	19.0	30	2	470
2016 Highest (date)		90 (05/09)		550 (18/12)

One-month HIBOR Futures – trading statistics, 2013-2017

Year/Month	No. of trading days	Contracts		
		Total volume	Average daily volume	Period end open interest
2013	244.0	20	0	0
2014	247.0	0	0	0
2015	247.0	6	0	0
2016	247.0	0	0	0
2017	247.0	20	0	0
2017 Jan	19.0	20	1	0
Feb	20.0	0	0	0
Mar	23.0	0	0	0
Apr	17.0	0	0	0
May	20.0	0	0	0
Jun	22.0	0	0	0
Jul	21.0	0	0	0
Aug	23.0	0	0	0
Sep	21.0	0	0	0
Oct	20.0	0	0	0
Nov	22.0	0	0	0
Dec	19.0	0	0	0
2017 Highest (date)		20 (19/01)		0 -

Stock Futures contracts as at the end of 2017

Underlying Stock	Launch Date	Contract Multiplier
Agricultural Bank of China Ltd.	2015/11/30	50,000
Alibaba Pictures Group Ltd.	2015/11/30	50,000
Aluminum Corporation of China Ltd.	2004/06/14	2,000
AviChina Industry & Technology Co. Ltd.	2015/12/07	10,000
Bank of China Ltd.	2006/07/03	1,000
Bank of Communications Co., Ltd.	2005/11/07	1,000
BOC Hong Kong (Holdings) Ltd.	2003/03/17	500
Cathay Pacific Airways Ltd.	2001/08/27	1,000
CGN Power Co., Ltd.	2015/11/30	50,000
China AMC CSI300 Index ETF	2013/06/10	2,000
China Cinda Asset Management Co., Ltd.	2015/11/30	50,000
China CITIC Bank Corporation Ltd.	2015/11/30	20,000
China Coal Energy Co. Ltd.	2015/12/07	10,000
China Communications Construction Co. Ltd.	2007/03/19	1,000
China Construction Bank Corporation	2005/12/19	1,000
China Evergrande Group	2015/11/30	20,000
China Hongqiao Group Ltd.	2015/11/30	10,000
China Life Insurance Co. Ltd.	2004/06/14	1,000
China Merchants Bank Co., Ltd.	2006/10/27	500
China Minsheng Banking Corp., Ltd.	2015/12/07	10,000
China Mobile Ltd.	1998/06/05	500
China Oilfield Services Ltd.	2015/12/07	10,000
China Petroleum & Chemical Corporation	2002/07/22	2,000
China Shenhua Energy Co. Ltd.	2015/11/30	10,000
China South City Holdings Ltd.	2015/12/07	10,000
China Southern Airlines Co. Ltd.	2015/12/07	10,000
China Telecom Corporation Ltd.	2004/06/14	2,000
China Unicom (Hong Kong) Ltd.	2001/08/27	2,000
CITIC Ltd.	1997/05/23	1,000
CITIC Securities Co. Ltd.	2015/11/30	10,000
CK Hutchison Holdings Ltd.	1995/09/25	500
CLP Holdings Ltd.	1997/10/17	500
CNOOC Ltd.	2002/07/22	1,000
CRRC Corporation Ltd.	2015/11/30	10,000
CSOP FTSE China A50 ETF	2013/06/10	5,000
Digital China Holdings Ltd.	2015/11/30	5,000
FIH Mobile Ltd.	2007/03/19	1,000
Fosun International Ltd.	2015/11/30	10,000
GOME Electrical Appliances Holding Ltd.	2015/11/30	50,000
Great Wall Motor Co. Ltd.	2015/12/07	10,000
Guangzhou Automobile Group Co., Ltd.	2015/11/30	10,000
Guangzhou Baiyunshan Pharmaceutical Holdings Co. Ltd.	2015/12/07	2,000
Haitong Securities Co. Ltd.	2015/11/30	10,000
Hang Seng Bank Ltd.	1997/09/19	100
Henderson Land Development Co. Ltd.	1997/09/19	1,000
Hong Kong Exchanges and Clearing Ltd.	2001/08/27	100
HSBC Holdings Plc.	1995/03/31	400
Huaneng Power International, Inc.	2002/07/22	2,000
Huatai Securities Co., Ltd.	2015/12/07	10,000
Industrial and Commercial Bank of China Ltd.	2006/10/27	1,000
iShares FTSE A50 China Index ETF	2013/06/10	5,000
Kingsoft Corporation Ltd.	2015/12/07	5,000
Li & Fung Ltd.	2001/08/27	2,000
MTR Corporation Ltd.	2001/08/27	500

Stock Futures contracts as at the end of 2017 (continued)

Underlying Stock	Launch Date	Contract Multiplier
New China Life Insurance Co. Ltd.	2015/12/07	5,000
New World Development Co. Ltd.	1997/10/17	1,000
PetroChina Co. Ltd.	2001/08/27	2,000
PICC Property and Casualty Co. Ltd.	2007/03/19	2,000
Ping An Insurance (Group) Co. of China, Ltd.	2005/11/07	500
Poly Property Group Co., Ltd.	2015/12/07	10,000
Power Assets Holdings Ltd.	1998/03/18	500
Semiconductor Manufacturing International Corporation	2015/12/07	5,000
SOHO China Ltd.	2015/12/07	10,000
Sun Hung Kai Properties Ltd.	1997/09/19	1,000
Sunac China Holdings Ltd.	2015/11/30	10,000
Swire Pacific Ltd. 'A'	1997/05/23	500
Tencent Holdings Ltd.	2015/11/30	1,000
The Bank of East Asia, Ltd.	2001/01/08	200
The Hong Kong and China Gas Co. Ltd.	2001/08/27	1,000
The Wharf (Holdings) Ltd.	1997/10/17	1,000
Yanzhou Coal Mining Co. Ltd.	2015/12/07	10,000
Zijin Mining Group Co., Ltd.	2015/12/07	10,000

Stock Futures contract volume and open interest, 2013-2017

Year/Month	No. of trading days	Contracts			
		Total volume	Average daily volume	Period end open interest	
2013	244.0	459,190	1,882	18,409	
2014	247.0	427,609	1,731	14,916	
2015	247.0	729,013	2,951	20,088	
2016	247.0	225,978	915	5,365	
2017	247.0	121,532	492	5,555	
2017	Jan	19.0	10,934	575	6,400
	Feb	20.0	17,608	880	6,747
	Mar	23.0	11,328	493	5,250
	Apr	17.0	7,617	448	4,533
	May	20.0	10,753	538	4,165
	Jun	22.0	12,724	578	6,563
	Jul	21.0	9,402	448	7,121
	Aug	23.0	10,941	476	6,303
	Sep	21.0	5,782	275	5,243
	Oct	20.0	5,131	257	5,166
	Nov	22.0	7,651	348	5,916
	Dec	19.0	11,661	614	5,555
2017	Highest (date)		7,194 (27/12)		9,493 (20/02)

Stock Futures – trading statistics by underlying stock, 2017

Underlying Stock	Contracts			
	Volume		Period end open Interest	
	Total	% of Total	Total	% of Total
Agricultural Bank of China Ltd.	35	0.03	6	0.11
Alibaba Pictures Group Ltd.	0	0.00	0	0.00
Aluminum Corporation of China Ltd.	619	0.51	0	0.00
AviChina Industry & Technology Co. Ltd.	0	0.00	0	0.00
Bank of China Ltd.	1,676	1.38	101	1.82
Bank of Communications Co., Ltd.	897	0.74	50	0.90
BOC Hong Kong (Holdings) Ltd.	126	0.10	0	0.00
Cathay Pacific Airways Ltd.	64	0.05	0	0.00
CGN Power Co., Ltd.	1	0.00	0	0.00
China Cinda Asset Management Co., Ltd.	7	0.01	0	0.00
China CITIC Bank Corporation Ltd.	81	0.07	21	0.38
China Coal Energy Co. Ltd.	38	0.03	0	0.00
China Communications Construction Co. Ltd.	896	0.74	25	0.45
China Construction Bank Corporation	3,238	2.66	128	2.30
China Evergrande Group	0	0.00	0	0.00
China Hongqiao Group Ltd.	0	0.00	0	0.00
China Huishan Dairy holdings Co. Ltd.	0	0.00	0	0.00
China Life Insurance Co. Ltd.	3,021	2.49	20	0.36
China Merchants Bank Co., Ltd.	1,524	1.25	11	0.20
China Minsheng Banking Corp., Ltd.	10,620	8.74	3,543	63.78
China Mobile Ltd.	7,265	5.98	54	0.97
China Oilfield Services Ltd.	0	0.00	0	0.00
China Petroleum & Chemical Corporation	369	0.30	5	0.09
China Shenhua Energy Co. Ltd.	64	0.05	0	0.00
China South City Holdings Ltd.	0	0.00	0	0.00
China Southern Airlines Co. Ltd.	0	0.00	0	0.00
China Telecom Corporation Ltd.	361	0.30	0	0.00
China Unicom (Hong Kong) Ltd.	758	0.62	3	0.05
ChinaAMC CSI300 Index ETF	697	0.57	7	0.13
CITIC Ltd.	498	0.41	1	0.02
CITIC Securities Co. Ltd.	79	0.07	0	0.00
CK Hutchison Holdings Ltd.	1,130	0.93	1	0.02
CLP Holdings Ltd.	78	0.06	0	0.00
CNOOC Ltd.	2,151	1.77	1	0.02
CRRC Corporation Ltd.	0	0.00	0	0.00
CSOP FTSE China A50 ETF	4,590	3.78	33	0.59
Digital China Holdings Ltd.	0	0.00	0	0.00
Esprit Holdings Ltd.	19	0.02	0	0.00
FIH Mobile Ltd.	35	0.03	0	0.00
Fosun International Ltd.	0	0.00	0	0.00
GOME Electrical Appliances Holding Ltd.	0	0.00	0	0.00
Great Wall Motor Co. Ltd.	147	0.12	1	0.02
Guangzhou Automobile Group Co., Ltd.	0	0.00	0	0.00
Guangzhou Baiyunshan Pharmaceutical Holdings Co. Ltd.	0	0.00	0	0.00
Haitong Securities Co. Ltd.	100	0.08	6	0.11
Hang Seng Bank Ltd.	433	0.36	0	0.00
Henderson Land Development Co. Ltd.	867	0.71	1	0.02
Hong Kong Exchanges and Clearing Ltd.	31,110	25.60	924	16.63
HSBC Holdings Plc.	11,714	9.64	8	0.14
Huaneng Power International, Inc.	674	0.55	0	0.00
Huatai Securities Co., Ltd.	0	0.00	0	0.00

Stock Futures – trading statistics by underlying stock, 2017 (continued)

Underlying Stock	Contracts			
	Volume		Period end open Interest	
	Total	% of Total	Total	% of Total
Industrial and Commercial Bank of China Ltd.	1,294	1.06	13	0.23
iShares FTSE A50 China Index ETF	2,162	1.78	74	1.33
Kingsoft Corporation Ltd.	122	0.10	5	0.09
Li & Fung Ltd.	487	0.40	30	0.54
MTR Corporation Ltd.	1,374	1.13	0	0.00
New China Life Insurance Co. Ltd.	56	0.05	2	0.04
New World Development Co. Ltd.	370	0.30	2	0.04
PetroChina Co. Ltd.	2,445	2.01	76	1.37
PICC Property and Casualty Co. Ltd.	796	0.65	9	0.16
Ping An Insurance (Group) Co. of China, Ltd.	14,187	11.67	170	3.06
Poly Property Group Co., Ltd.	0	0.00	0	0.00
Power Assets Holdings Ltd.	304	0.25	0	0.00
Semiconductor Manufacturing International Corporation	0	0.00	0	0.00
SOHO China Ltd.	0	0.00	0	0.00
Sun Hung Kai Properties Ltd.	1,474	1.21	3	0.05
Sunac China Holdings Ltd.	4	0.00	3	0.05
Swire Pacific Ltd. 'A'	87	0.07	0	0.00
Tencent Holdings Ltd.	8,716	7.17	218	3.92
The Bank of East Asia, Ltd.	511	0.42	0	0.00
The Hong Kong and China Gas Co. Ltd.	112	0.09	0	0.00
The Wharf (Holdings) Ltd.	842	0.69	0	0.00
Yanzhou Coal Mining Co. Ltd.	54	0.04	0	0.00
Zijin Mining Group Co., Ltd.	153	0.13	0	0.00

Stock Options classes as at the end of 2017

Class	Code	Launch date	Lot size (shares)
iShares FTSE A50 China Index ETF	A50	2010/07/12	5,000
AAC Technologies Holdings Inc.	AAC	2017/04/10	1,000
Anhui Conch Cement Co. Ltd.	ACC	2011/11/21	500
AIA Group Ltd.	AIA	2010/10/29	1,000
Aluminum Corporation of China Ltd.	ALC	2004/06/14	2,000
ChinaAMC CSI 300 Index ETF	AMC	2013/01/28	2,000
Bank of Communications Co., Ltd.	BCM	2005/11/07	1,000
The Bank of East Asia, Ltd.	BEA	2001/01/08	200
BOC Hong Kong (Holdings) Ltd.	BOC	2003/03/17	500
BYD Company Ltd.	BYD	2009/11/16	500
China Communications Construction Co. Ltd.	CCC	2007/03/19	1,000
China Coal Energy Co. Ltd.	CCE	2007/09/03	1,000
COSCO SHIPPING Holdings Co., Ltd.	CCS	2009/11/16	500
China Cinda Asset Management Co., Ltd.	CDA	2014/07/02	5,000
CGN Power Co., Ltd.	CGN	2015/11/30	10,000
China Mobile Ltd.	CHT	1998/05/15	500
China Unicom (Hong Kong) Ltd.	CHU	2001/08/27	2,000
CITIC Ltd.	CIT	1995/10/23	1,000
CK Hutchison Holdings Ltd.	CKH	1995/09/25	500
CK Asset Holdings Ltd.	CKP	2015/11/30	1,000
China Life Insurance Co. Ltd.	CLI	2004/06/14	1,000
CLP Holdings Ltd.	CLP	1995/12/18	500
China Merchants Bank Co., Ltd.	CMB	2006/10/27	500
CNOOC Ltd.	CNC	2002/07/22	1,000
China Overseas Land & Investment Ltd.	COL	2009/07/06	2,000
Cathay Pacific Airways Ltd.	CPA	2001/08/27	1,000
China Petroleum & Chemical Corporation	CPC	2002/07/22	2,000
China Pacific Insurance (Group) Co., Ltd.	CPI	2010/12/13	1,000
China Railway Construction Corporation Ltd.	CRC	2008/06/10	500
China Railway Group Ltd.	CRG	2008/06/10	1,000
China Resources Land Ltd.	CRL	2014/12/08	2,000
W.I.S.E. – CSI 300 China Tracker	CS3	2010/07/12	1,000
CSOP FTSE China A50 ETF	CSA	2013/01/28	5,000
China Shenhua Energy Co. Ltd.	CSE	2008/06/10	500
China CITIC Bank Corporation Ltd.	CTB	2007/09/03	1,000
China Telecom Corporation Ltd.	CTC	2004/06/14	2,000
CITIC Securities Co. Ltd.	CTS	2015/06/22	1,000
Dongfeng Motor Group Co. Ltd.	DFM	2014/02/17	2,000
Esprit Holdings Ltd.	ESP	2005/07/11	100
FIH Mobile Ltd.	FIH	2007/03/19	1,000
Geely Automobile Holdings Ltd.	GAH	2017/04/10	5,000
Galaxy Entertainment Group Ltd.	GLX	2012/06/11	1,000
Great Wall Motor Co. Ltd.	GWM	2013/08/05	500
Haitong Securities Co., Ltd.	HAI	2014/12/08	2,000
Hang Seng H-Share Index ETF	HCF	2015/06/22	1,000
Power Assets Holdings Ltd.	HEH	1998/02/16	500
Hong Kong Exchanges and Clearing Ltd.	HEX	2001/08/27	100
Hengan International Group Co. Ltd.	HGN	2014/02/17	500
HSBC Holdings plc	HKB	1995/09/08	400
The Hong Kong and China Gas Co. Ltd.	HKG	2001/08/27	1,000
Henderson Land Development Co. Ltd.	HLD	1995/12/18	1,000
Huaneng Power International, Inc.	HNP	2002/07/22	2,000
Hang Seng Bank Ltd.	HSB	1996/12/09	100
Jiangxi Copper Co. Ltd.	JXC	2007/09/03	1,000
Kunlun Energy Co. Ltd.	KLE	2014/02/17	2,000
Kingsoft Corporation Ltd.	KSO	2014/07/02	1,000
Lenovo Group Ltd.	LEN	2013/08/05	2,000
Li & Fung Ltd.	LIF	2001/08/27	2,000
Link Real Estate Investment Trust	LNK	2017/04/10	1,000
China Mengniu Dairy Co. Ltd.	MEN	2014/12/08	1,000
MGM China Holdings Ltd.	MGM	2013/08/05	400
China Minsheng Banking Corp., Ltd.	MSB	2013/08/05	2,500
MTR Corporation Ltd.	MTR	2001/08/27	500
China National Building Material Co. Ltd.	NBM	2011/11/21	2,000
New China Life Insurance Co. Ltd.	NCL	2015/06/22	1,000
New World Development Co. Ltd.	NWD	1996/08/05	1,000
Ping An Insurance (Group) Co. of China Ltd.	PAI	2005/11/07	500
PetroChina Company Ltd.	PEC	2001/08/27	2,000
PICC Property and Casualty Co. Ltd.	PIC	2007/03/19	2,000
The People's Insurance Co. (Group) of China Ltd.	PIN	2013/08/05	5,000

Stock Options classes as at the end of 2017 (continued)

Class	Code	Launch date	Lot size (shares)
GCL-Poly Energy Holdings Ltd.	PLE	2014/07/02	5,000
Guangzhou R&F Properties Co., Ltd.	RFP	2009/11/16	400
Sands China Ltd.	SAN	2012/06/11	400
Sun Hung Kai Properties Ltd.	SHK	1995/12/18	1,000
Standard Chartered PLC	STC	2012/06/11	50
Swire Pacific Ltd. 'A'	SWA	1995/10/09	500
Tencent Holdings Ltd.	TCH	2009/07/06	100
Tracker Fund of Hong Kong	TRF	2000/03/27	500
The Wharf (Holdings) Ltd.	WHL	1996/08/05	1,000
Want Want China Holdings Ltd.	WWC	2014/02/17	1,000
Agricultural Bank of China Ltd.	XAB	2010/07/16	10,000
Bank of China Ltd.	XBC	2006/07/03	1,000
China Construction Bank Corporation	XCC	2005/12/19	1,000
Industrial and Commercial Bank of China Ltd.	XIC	2006/10/27	1,000
Yanzhou Coal Mining Co. Ltd.	YZC	2010/12/13	2,000
Zijin Mining Group Co., Ltd.	ZJM	2009/07/06	2,000

Stock Options contract value, volume and open interest, 2013-2017

Year/Month	No. of trading days	Contract value (HK\$mil)				Contract volume (contracts)				Open interest (contracts)			
		Call	Put	Total	Average daily	Call	Put	Total	Average daily	Call	Put	Total	
2013	244.0	17,734.70	20,998.41	38,733.11	158.74	28,837,660	31,990,315	60,827,975	249,295	2,179,051	2,561,767	4,740,818	
2014	247.0	25,788.70	26,539.37	52,328.07	211.85	38,129,818	36,414,043	74,543,861	301,797	3,135,430	3,184,717	6,320,147	
2015	247.0	39,278.25	41,024.67	80,302.92	325.11	47,844,374	44,619,105	92,463,479	374,346	2,456,981	2,370,697	4,827,678	
2016	247.0	17,214.60	21,485.32	38,699.93	156.68	36,898,251	36,683,863	73,582,114	297,903	3,522,728	2,804,775	6,327,503	
2017	247.0	37,881.56	24,142.13	62,023.69	251.11	58,717,953	47,121,226	105,839,179	428,499	4,591,102	3,713,595	8,304,697	
2017	Jan	19.0	1,050.02	1,125.46	2,175.47	114.50	2,589,941	2,425,547	5,015,488	263,973	3,520,412	3,073,884	6,594,296
	Feb	20.0	1,802.11	1,451.46	3,253.57	162.68	4,836,968	3,384,387	8,221,355	411,068	4,228,494	3,648,946	7,877,440
	Mar	23.0	1,732.06	1,565.99	3,298.05	143.39	4,158,560	3,608,415	7,766,975	337,695	3,330,396	3,343,167	6,673,563
	Apr	17.0	1,113.84	1,082.01	2,195.85	129.17	2,582,540	2,837,242	5,419,782	318,811	3,395,573	3,750,064	7,145,637
	May	20.0	2,004.54	1,557.03	3,561.57	178.08	4,027,863	3,806,468	7,834,331	391,717	3,542,746	4,135,831	7,678,577
	Jun	22.0	2,172.81	1,547.26	3,720.07	169.09	4,995,000	3,698,333	8,693,333	395,152	3,699,782	3,883,136	7,582,918
	Jul	21.0	3,265.24	2,052.92	5,318.16	253.25	6,423,970	4,314,913	10,738,883	511,375	4,370,482	4,236,318	8,606,800
	Aug	23.0	4,400.01	2,855.75	7,255.76	315.47	6,629,098	5,124,025	11,753,123	511,005	4,470,548	4,566,552	9,037,100
	Sep	21.0	2,816.96	1,954.40	4,771.36	227.21	4,575,292	3,728,747	8,304,039	395,430	4,022,492	3,915,048	7,937,540
	Oct	20.0	2,797.46	2,004.91	4,802.37	240.12	4,896,947	3,882,361	8,779,308	438,965	4,328,064	4,182,859	8,510,923
	Nov	22.0	9,537.66	3,775.26	13,312.93	605.13	7,967,116	5,924,503	13,891,619	631,437	5,611,018	4,823,198	10,434,216
	Dec	19.0	5,188.84	3,169.69	8,358.53	439.92	5,034,658	4,386,285	9,420,943	495,839	4,591,102	3,713,595	8,304,697

Note: Figures may not add up to total due to rounding.

Options contract value, volume and open interest by class, 2017

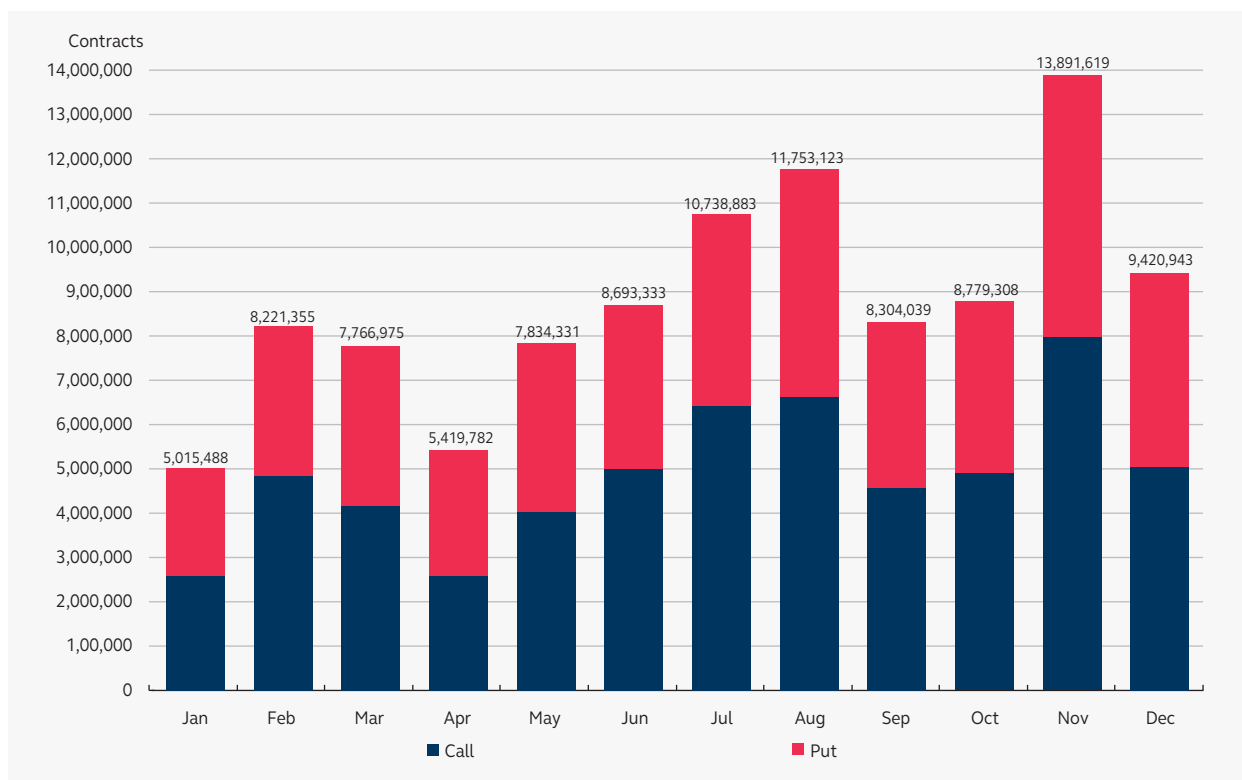
Class	Contract value (HK\$mil)				Contract volume (contracts)				Year-end open interest			
	Call	Put	Total	% of total	Call	Put	Total	% of total	Call	Put	Total	% of total
AAC TECH	368.38	377.78	746.15	1.20	100,199	106,491	206,690	0.20	4,198	5,271	9,469	0.11
ABC	96.66	237.20	333.86	0.54	177,044	165,865	342,909	0.32	7,582	23,622	31,204	0.38
AIA	807.35	573.82	1,381.17	2.23	707,332	609,064	1,316,396	1.24	27,866	27,629	55,495	0.67
CONCH CEMENT	161.18	113.81	274.99	0.44	415,300	333,714	749,014	0.71	16,077	15,567	31,644	0.38
BANK OF CHINA	177.20	241.69	418.89	0.68	1,982,870	2,127,840	4,110,710	3.88	216,544	293,782	510,326	6.15
BANKCOMM	19.40	26.54	45.94	0.07	157,041	145,018	302,059	0.29	9,919	14,015	23,934	0.29
BANK OF E ASIA	12.95	14.99	27.94	0.05	81,673	80,797	162,470	0.15	5,030	3,067	8,097	0.10
BELLE INT'L	4.51	9.68	14.19	0.02	26,792	37,148	63,940	0.06	-	-	-	-
BOC HONG KONG	136.19	124.00	260.19	0.42	419,710	376,554	796,264	0.75	21,044	27,374	48,418	0.58
BYD COMPANY	195.72	117.78	313.51	0.51	204,013	137,098	341,111	0.32	10,511	13,870	24,381	0.29
CAM CSI300	427.81	355.72	783.52	1.26	396,790	278,502	675,292	0.64	30,174	13,966	44,140	0.53
CATHAY PAC AIR	11.16	14.03	25.19	0.04	36,952	37,580	74,532	0.07	3,213	2,641	5,854	0.07
CCB	595.26	498.89	1,094.15	1.76	4,565,313	3,434,312	7,999,625	7.56	332,058	284,825	616,883	7.43
CGN POWER	15.79	19.25	35.04	0.06	26,465	27,255	53,720	0.05	4,093	3,766	7,859	0.09
CHALCO	93.90	67.67	161.57	0.26	196,824	156,727	353,551	0.33	13,348	8,189	21,537	0.26
CHINA CINDA	37.68	21.22	58.89	0.09	72,914	40,927	113,841	0.11	11,335	6,576	17,911	0.22
CHINA COAL	11.27	12.95	24.22	0.04	123,370	98,848	222,218	0.21	5,831	9,398	15,229	0.18
CHINA COMM CONS	76.57	71.56	148.13	0.24	355,629	276,544	632,173	0.60	25,223	25,632	50,855	0.61
CHINA MOBILE	826.61	1,210.52	2,037.13	3.28	1,555,166	1,157,540	2,712,706	2.56	72,089	63,324	135,413	1.63
CHINA LIFE	1,262.89	998.25	2,261.15	3.65	2,383,994	1,793,704	4,177,698	3.95	129,744	143,715	273,459	3.29
CHINA RAIL CONS	14.16	19.92	34.08	0.05	115,233	127,926	243,249	0.23	19,125	14,648	33,773	0.41
CHINA RAILWAY	30.85	31.12	61.96	0.10	167,305	144,636	311,941	0.29	27,632	16,582	44,214	0.53
CHINA RES LAND	125.25	122.92	248.16	0.40	107,731	109,177	216,908	0.20	6,593	8,962	15,555	0.19
CHINA SHENHUA	290.61	294.63	585.24	0.94	881,537	926,950	1,808,487	1.71	23,173	41,455	64,628	0.78
CHINA TELECOM	27.88	29.88	57.75	0.09	185,187	159,906	345,093	0.33	11,758	18,457	30,215	0.36
CHINA OVERSEAS	391.87	428.21	820.08	1.32	390,165	368,991	759,156	0.72	18,145	23,447	41,592	0.50
CHINA UNICOM	376.90	254.26	631.17	1.02	603,225	365,930	969,155	0.92	28,490	47,486	75,976	0.91
CITIC	15.96	22.43	38.39	0.06	73,453	63,717	137,170	0.13	8,062	5,649	13,711	0.17
CITIC BANK	49.85	32.39	82.24	0.13	405,249	201,959	607,208	0.57	26,360	20,524	46,884	0.56
CITIC SEC	216.66	124.87	341.54	0.55	501,862	289,087	790,949	0.75	48,417	34,121	82,538	0.99
CK ASSET	155.94	162.18	318.12	0.51	129,356	128,381	257,737	0.24	9,924	10,432	20,356	0.25
CKH HOLDINGS	257.24	225.49	482.73	0.78	355,856	341,543	697,399	0.66	12,229	24,222	36,451	0.44
CLP HOLDINGS	26.74	34.02	60.76	0.10	51,011	69,814	120,825	0.11	3,199	3,885	7,084	0.09
CM BANK	263.24	292.38	555.62	0.90	823,018	886,188	1,709,206	1.61	41,075	117,303	158,378	1.91
CNBM	197.96	127.83	325.79	0.53	599,042	404,207	1,003,249	0.95	18,093	9,721	27,814	0.33
CNOOC	375.03	388.42	763.45	1.23	1,589,208	1,363,482	2,952,690	2.79	98,409	90,110	188,519	2.27
COSCO SHIP HOLD	6.05	8.55	14.59	0.02	70,839	68,849	139,688	0.13	1,868	3,116	4,984	0.06
CPIC	250.54	257.70	508.24	0.82	265,082	308,032	573,114	0.54	18,937	34,705	53,642	0.65
CSOP A50 ETF	666.40	584.20	1,250.59	2.02	554,819	463,666	1,018,485	0.96	48,696	26,522	75,218	0.91
DONGFENG GROUP	28.63	23.74	52.37	0.08	60,128	51,942	112,070	0.11	1,115	1,722	2,837	0.03
ESPRIT HOLDINGS	0.38	0.28	0.65	0.00	11,610	5,628	17,238	0.02	-	-	-	-
FIH	0.29	0.93	1.23	0.00	2,347	2,795	5,142	0.00	-	-	-	-
GALAXY ENT	824.33	555.64	1,379.97	2.22	608,160	608,946	1,217,106	1.15	28,776	22,228	51,004	0.61
GCL-POLY ENERGY	41.13	19.00	60.13	0.10	106,990	61,598	168,588	0.16	14,571	4,015	18,586	0.22
GEELY AUTO	502.25	368.23	870.48	1.40	131,164	145,002	276,166	0.26	7,910	10,044	17,954	0.22
GREATWALL MOTOR	310.44	259.62	570.05	0.92	1,935,086	1,514,304	3,449,390	3.26	174,335	96,224	270,559	3.26
HAITONG SEC	93.02	120.11	213.14	0.34	189,009	138,005	327,014	0.31	16,274	16,449	32,723	0.39
HANG SENG BANK	37.34	41.06	78.40	0.13	148,282	187,522	335,804	0.32	6,370	8,969	15,339	0.18
HENDERSON LAND	160.68	100.15	260.82	0.42	133,907	109,491	243,398	0.23	4,538	5,580	10,118	0.12
HENGAN INT'L	61.15	52.73	113.88	0.18	78,668	75,649	154,317	0.15	2,827	2,836	5,663	0.07
HK & CHINA GAS	11.19	10.89	22.07	0.04	48,497	48,225	96,722	0.09	3,084	3,993	7,077	0.09
HKEX	2,288.48	1,348.98	3,637.46	5.86	5,431,088	3,408,426	8,839,514	8.35	269,036	183,796	452,832	5.45
HS H ETF	33.87	56.12	89.98	0.15	36,984	48,902	85,886	0.08	2,350	3,946	6,296	0.08
HSBC HOLDINGS	1,686.69	1,284.24	2,970.93	4.79	3,841,881	2,416,821	6,258,702	5.91	368,121	145,202	513,323	6.18
HUANENG POWER	35.64	41.67	77.30	0.12	159,729	132,930	292,659	0.28	27,255	12,844	40,099	0.48
ICBC	381.45	268.37	649.81	1.05</								

Options contract value, volume and open interest by class, 2017 (continued)

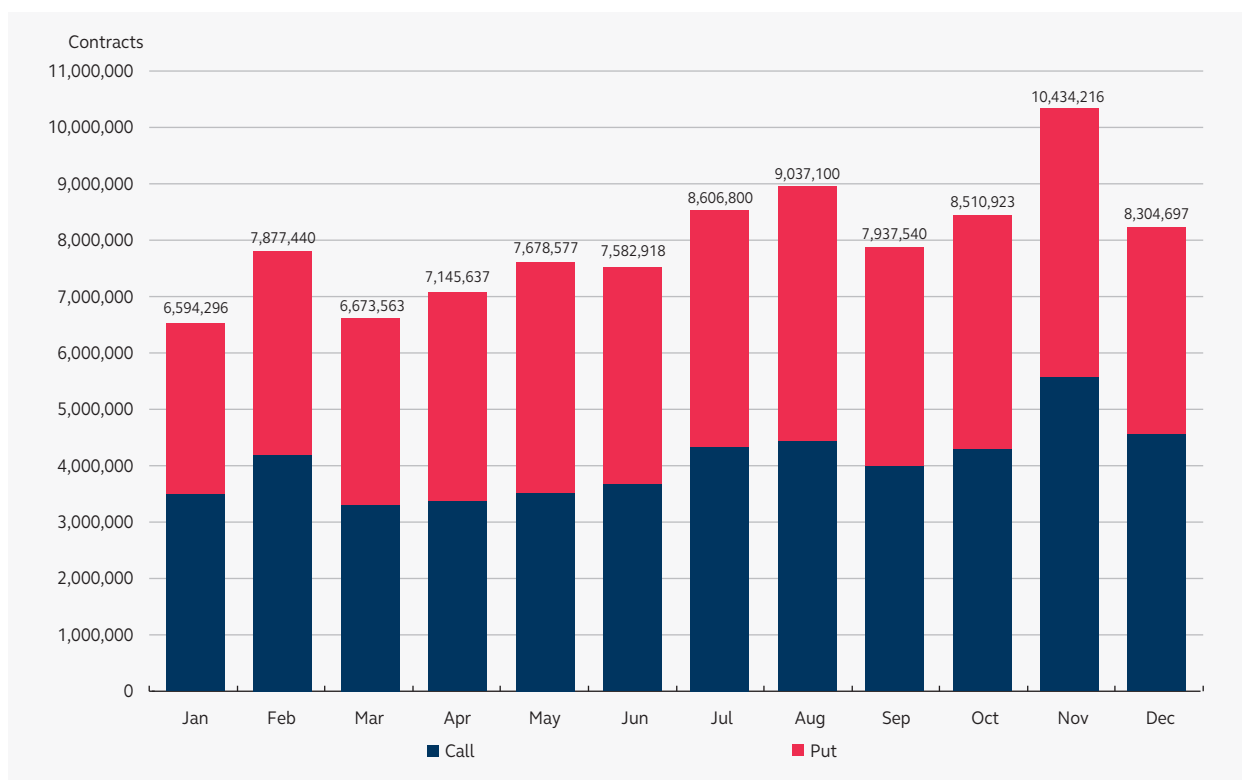
Class	Contract value (HK\$mil)				Contract volume (contracts)				Year-end open interest			
	Call	Put	Total	% of total	Call	Put	Total	% of total	Call	Put	Total	% of total
PICC P&C	136.45	129.34	265.79	0.43	200,304	193,278	393,582	0.37	7,788	12,305	20,093	0.24
PING AN	6,874.82	2,508.22	9,383.04	15.13	4,824,759	3,147,313	7,972,072	7.53	674,648	470,256	1,144,904	13.79
POWER ASSETS	51.16	84.04	135.20	0.22	84,630	130,462	215,092	0.20	3,032	4,338	7,370	0.09
R&F PROPERTIES	16.00	12.94	28.94	0.05	76,403	75,604	152,007	0.14	2,689	4,942	7,631	0.09
SANDS CHINA LTD	293.85	317.07	610.92	0.98	858,588	876,493	1,735,081	1.64	39,170	54,636	93,806	1.13
SHK PPT	947.83	534.90	1,482.74	2.39	297,418	261,902	559,320	0.53	8,490	9,427	17,917	0.22
SINOPEC CORP	123.80	166.30	290.10	0.47	466,923	398,531	865,454	0.82	71,849	62,205	134,054	1.61
STANCHART	13.16	17.77	30.93	0.05	189,622	206,471	396,093	0.37	6,339	8,305	14,644	0.18
SWIRE PACIFIC A	31.78	47.73	79.51	0.13	58,833	57,058	115,891	0.11	1,743	3,312	5,055	0.06
TENCENT	11,422.25	5,212.24	16,634.49	26.82	9,805,981	9,027,819	18,833,800	17.79	867,216	546,178	1,413,394	17.02
TRACKER FUND	9.85	3.84	13.69	0.02	33,326	25,416	58,742	0.06	1,550	1,780	3,330	0.04
WANT WANT CHINA	8.56	9.14	17.69	0.03	52,352	64,790	117,142	0.11	2,219	2,680	4,899	0.06
WHARF HOLDINGS	418.12	322.59	740.71	1.19	178,329	185,327	363,656	0.34	9,878	12,479	22,357	0.27
WISE CSI300 ETF	0.02	0.05	0.07	0.00	36	58	94	0.00	-	-	-	-
YANZHOU COAL	73.83	51.77	125.60	0.20	181,391	115,799	297,190	0.28	3,821	2,776	6,597	0.08
ZIJIN MINING	15.90	18.85	34.76	0.06	75,847	72,171	148,018	0.14	9,455	5,362	14,817	0.18
Total	37,881.56	24,142.13	62,023.69	100.00	58,717,953	47,121,226	105,839,179	100.00	4,591,102	3,713,595	8,304,697	100.00

Note: Figures may not add up to total due to rounding.

Monthly Stock Options contract volume, 2017



Month-end Stock Options open interest, 2017



USD Gold Futures – trading statistics, 2017

Year/Month		No. of trading days	Contracts		
			Total volume	Average daily volume	Period end open interest
2017 *		121.0	55,372	458	236
2017	Jul	16.0	4,271	267	133
	Aug	23.0	4,448	193	155
	Sep	21.0	4,740	226	167
	Oct	20.0	6,417	321	158
	Nov	22.0	10,360	471	125
	Dec	19.0	25,136	1,323	236
2017	Highest (date)		2,374 (28/12)		315 (13/12)

* Trading in USD Gold Futures commenced on 10 Jul 2017

CNH Gold Futures – trading statistics, 2017

Year/Month		No. of trading days	Contracts		
			Total volume	Average daily volume	Period end open interest
2017 *		121.0	110,763	915	186
2017	Jul	16.0	14,763	923	334
	Aug	23.0	8,816	383	506
	Sep	21.0	8,292	395	619
	Oct	20.0	21,540	1,077	651
	Nov	22.0	30,852	1,402	470
	Dec	19.0	26,500	1,395	186
2017	Highest (date)		2,251 (31/10)		829 (11/10)

* Trading in CNH Gold Futures commenced on 10 Jul 2017

Iron Ore Futures – Monthly Contracts – trading statistics, 2017

Year/Month	No. of trading days	Contracts		
		Total volume	Average daily volume	Period end open interest
2017 *	33.0	18,194	551	405
2017 Nov	14.0	8,789	628	195
2017 Dec	19.0	9,405	495	405
2017 Highest (date)		1,022 (13/11)		415 (20/12)

* Trading in Iron Ore Futures – Monthly Contracts commenced on 13 Nov 2017

Iron Ore Futures – Quarterly Contracts – trading statistics, 2017

Year/Month	No. of trading days	Contracts		
		Total volume	Average daily volume	Period end open interest
2017 *	33.0	36	1	19
2017 Nov	14.0	21	2	4
2017 Dec	19.0	15	1	19
2017 Highest (date)		15 (18/12)		19 (29/12)

* Trading in Iron Ore Futures – Quarterly Contracts commenced on 13 Nov 2017

London Aluminium Mini Futures – trading statistics, 2014-2017

Year/Month	No. of trading days	Contracts			
		Total volume	Average daily volume	Period end open interest	
2014 *	21.0	1,644	78	270	
2015	247.0	11,554	47	75	
2016	247.0	1,829	7	2	
2017	247.0	937	4	20	
2017	Jan	19.0	44	2	6
	Feb	20.0	58	3	1
	Mar	23.0	47	2	14
	Apr	17.0	36	2	20
	May	20.0	96	5	0
	Jun	22.0	180	8	0
	Jul	21.0	3	0	1
	Aug	23.0	30	1	19
	Sep	21.0	266	13	10
	Oct	20.0	77	4	42
	Nov	22.0	48	2	0
	Dec	19.0	52	3	20
2017	Highest (date)		54 (18/09)		74 (15/09)

* Trading in London Aluminium Mini Futures commenced on 1 Dec 2014

London Zinc Mini Futures – trading statistics, 2014-2017

Year/Month	No. of trading days	Contracts			
		Total volume	Average daily volume	Period end open interest	
2014 *	21.0	2,828	135	445	
2015	247.0	16,654	67	109	
2016	247.0	12,394	50	17	
2017	247.0	483	2	0	
2017	Jan	19.0	28	1	10
	Feb	20.0	9	0	11
	Mar	23.0	26	1	16
	Apr	17.0	48	3	14
	May	20.0	43	2	5
	Jun	22.0	34	2	1
	Jul	21.0	40	2	1
	Aug	23.0	15	1	12
	Sep	21.0	146	7	2
	Oct	20.0	34	2	20
	Nov	22.0	46	2	0
	Dec	19.0	14	1	0
2017	Highest (date)		37 (19/09)		43 (25/09)

* Trading in London Zinc Mini Futures commenced on 1 Dec 2014

London Copper Mini Futures – trading statistics, 2014-2017

Year/Month	No. of trading days	Contracts			
		Total volume	Average daily volume	Period end open interest	
2014 *	21.0	4,318	206	1,335	
2015	247.0	27,388	111	16	
2016	247.0	3,354	14	3	
2017	247.0	731	3	2	
2017	Jan	19.0	12	1	1
	Feb	20.0	32	2	0
	Mar	23.0	0	0	0
	Apr	17.0	65	4	5
	May	20.0	32	2	5
	Jun	22.0	220	10	5
	Jul	21.0	17	1	20
	Aug	23.0	128	6	80
	Sep	21.0	37	2	80
	Oct	20.0	97	5	47
	Nov	22.0	51	2	15
	Dec	19.0	40	2	2
2017	Highest (date)		50 (13/04)		113 (16/10)

* Trading in London Copper Mini Futures commenced on 1 Dec 2014

London Nickel Mini Futures – trading statistics, 2015-2017

Year/Month	No. of trading days	Contracts			
		Total volume	Average daily volume	Period end open interest	
2015 *	13.0	155	12	150	
2016	247.0	11,550	47	31	
2017	247.0	325	1	1	
2017	Jan	19.0	65	3	18
	Feb	20.0	52	3	5
	Mar	23.0	35	2	14
	Apr	17.0	35	2	10
	May	20.0	26	1	3
	Jun	22.0	6	0	4
	Jul	21.0	27	1	10
	Aug	23.0	20	1	0
	Sep	21.0	12	1	2
	Oct	20.0	30	2	0
	Nov	22.0	12	1	2
	Dec	19.0	5	0	1
2017	Highest (date)		16 (17/07)		33 (05/01)

* Trading in London Nickel Mini Futures commenced on 14 Dec 2015

London Tin Mini Futures – trading statistics, 2015-2017

Year/Month	No. of trading days	Contracts		
		Total volume	Average daily volume	Period end open interest
2015 *	13.0	2	0	0
2016	247.0	37	0	0
2017	247.0	0	0	0
2017	Jan	19.0	0	0
	Feb	20.0	0	0
	Mar	23.0	0	0
	Apr	17.0	0	0
	May	20.0	0	0
	Jun	22.0	0	0
	Jul	21.0	0	0
	Aug	23.0	0	0
	Sep	21.0	0	0
	Oct	20.0	0	0
	Nov	22.0	0	0
	Dec	19.0	0	0
2017	Highest (date)		0	0
			-	-

* Trading in London Tin Mini Futures commenced on 14 Dec 2015

London Lead Mini Futures – trading statistics, 2015-2017

Year/Month	No. of trading days	Contracts		
		Total volume	Average daily volume	Period end open interest
2015 *	13.0	0	0	0
2016	247.0	7	0	0
2017	247.0	234	1	4
2017	Jan	19.0	0	0
	Feb	20.0	0	0
	Mar	23.0	2	2
	Apr	17.0	2	0
	May	20.0	0	0
	Jun	22.0	0	0
	Jul	21.0	38	0
	Aug	23.0	41	5
	Sep	21.0	45	0
	Oct	20.0	26	2
	Nov	22.0	40	0
	Dec	19.0	40	4
2017	Highest (date)		21	21
			(18/08)	(13/11)

* Trading in London Lead Mini Futures commenced on 14 Dec 2015

RMB Currency Futures – USD/CNH Futures – trading statistics, 2013-2017

Year/Month	No. of trading days	Contracts			
		Total volume	Average daily volume	Period end open interest	
2013	244.0	138,708	568	18,701	
2014	247.0	205,049	830	9,747	
2015	247.0	262,433	1,062	23,046	
2016	247.0	538,594	2,181	45,635	
2017	247.0	732,569	2,966	24,483	
2017	Jan	19.0	97,560	5,135	45,191
	Feb	20.0	50,653	2,533	43,555
	Mar	23.0	70,445	3,063	40,103
	Apr	17.0	32,815	1,930	44,135
	May	20.0	45,759	2,288	40,835
	Jun	22.0	59,259	2,694	31,243
	Jul	21.0	39,825	1,896	27,338
	Aug	23.0	56,041	2,437	22,922
	Sep	21.0	83,180	3,961	22,036
	Oct	20.0	63,753	3,188	25,053
	Nov	22.0	70,404	3,200	24,481
	Dec	19.0	62,875	3,309	24,483
2017	Highest (date)		20,338 (05/01)		46,711 (04/01)

RMB Currency Options – USD/CNH Options – trading statistics, 2017

Year/Month	No. of trading days	Volume (contracts)				Period end open interest (contracts)	
		Call	Put	Total volume	Average daily volume		
2017 *	195.0	9,011	1,462	10,473	54	3,113	
2017	Mar	10.0	1,203	21	1,224	122	111
	Apr	17.0	1,657	36	1,693	100	413
	May	20.0	321	31	352	18	708
	Jun	22.0	470	86	556	25	1,037
	Jul	21.0	965	124	1,089	52	1,727
	Aug	23.0	980	311	1,291	56	2,305
	Sep	21.0	2,464	292	2,756	131	3,291
	Oct	20.0	418	274	692	35	3,576
	Nov	22.0	356	73	429	20	3,517
	Dec	19.0	177	214	391	21	3,113
2017	Highest (date)			516 (28/09)		3,597 (08/11)	

* Trading in RMB Currency Options – USD/CNH Options commenced on 20 Mar 2017

RMB Currency Futures – EUR/CNH Futures – trading statistics, 2016-2017

Year/Month	No. of trading days	Contracts			
		Total volume	Average daily volume	Period end open interest	
2016 *	149.0	952	6	98	
2017	247.0	1,750	7	67	
2017	Jan	19.0	69	4	93
	Feb	20.0	0	0	52
	Mar	23.0	202	9	80
	Apr	17.0	76	4	46
	May	20.0	116	6	40
	Jun	22.0	87	4	63
	Jul	21.0	141	7	132
	Aug	23.0	360	16	69
	Sep	21.0	317	15	127
	Oct	20.0	41	2	58
	Nov	22.0	151	7	87
	Dec	19.0	190	10	67
2017	Highest (date)		110 (10/03)		182 (14/08)

* Trading in RMB Currency Futures – EUR/CNH Futures commenced on 30 May 2016

RMB Currency Futures – JPY/CNH Futures – trading statistics, 2016-2017

Year/Month	No. of trading days	Contracts			
		Total volume	Average daily volume	Period end open interest	
2016 *	149.0	390	3	6	
2017	247.0	485	2	51	
2017	Jan	19.0	1	0	4
	Feb	20.0	0	0	4
	Mar	23.0	12	1	6
	Apr	17.0	0	0	6
	May	20.0	4	0	6
	Jun	22.0	10	0	4
	Jul	21.0	16	1	18
	Aug	23.0	90	4	36
	Sep	21.0	104	5	37
	Oct	20.0	102	5	60
	Nov	22.0	43	2	80
	Dec	19.0	103	5	51
2017	Highest (date)		40 (05/12)		101 (18/12)

* Trading in RMB Currency Futures – JPY/CNH Futures commenced on 30 May 2016

RMB Currency Futures – AUD/CNH Futures – trading statistics, 2016-2017

Year/Month	No. of trading days	Contracts			
		Total volume	Average daily volume	Period end open interest	
2016 *	149.0	88	1	8	
2017	247.0	409	2	26	
2017	Jan	19.0	1	0	4
	Feb	20.0	0	0	4
	Mar	23.0	23	1	19
	Apr	17.0	19	1	14
	May	20.0	6	0	13
	Jun	22.0	12	1	10
	Jul	21.0	32	2	28
	Aug	23.0	86	4	8
	Sep	21.0	66	3	0
	Oct	20.0	29	1	8
	Nov	22.0	37	2	24
	Dec	19.0	98	5	26
2017	Highest (date)		50 (04/12)		34 (13/04)

* Trading in RMB Currency Futures – AUD/CNH Futures commenced on 30 May 2016

RMB Currency Futures – CNH/USD Futures – trading statistics, 2016-2017

Year/Month	No. of trading days	Contracts			
		Total volume	Average daily volume	Period end open interest	
2016 *	149.0	4,867	33	1,494	
2017	247.0	11,939	48	591	
2017	Jan	19.0	1,654	87	1,537
	Feb	20.0	1,078	54	1,507
	Mar	23.0	1,374	60	1,483
	Apr	17.0	436	26	1,356
	May	20.0	783	39	1,350
	Jun	22.0	992	45	1,196
	Jul	21.0	850	40	970
	Aug	23.0	876	38	985
	Sep	21.0	1,438	68	866
	Oct	20.0	1,016	51	880
	Nov	22.0	744	34	766
	Dec	19.0	698	37	591
2017	Highest (date)		346 (29/08)		1,703 (12/01)

* Trading in RMB Currency Futures – CNH/USD Futures commenced on 30 May 2016

Record high of futures and options products (up to 29 December 2017)

Products	Daily Volume		Open Interest	
	Contracts	Date	Contracts	Date
Hang Seng Index Futures	316,855	2016 09 27	206,082	2017 06 27
Mini Hang Seng Index Futures	141,519	2016 06 24	21,682	2011 06 17
Hang Seng China Enterprises Index Futures	467,559	2015 08 26	519,817	2015 12 29
Mini-Hang Seng China Enterprises Index Futures	74,511	2015 07 08	16,436	2014 12 11
HSI Dividend Point Index Futures	3,000	2012 08 01	13,902	2017 12 28
HSCEI Dividend Point Index Futures	27,501	2017 02 14	184,626	2016 12 13
HSI Volatility Index Futures	105	2015 05 29	140	2012 05 16
Hang Seng Index Options	116,835	2011 08 05	594,941	2017 11 28
Mini Hang Seng Index Options	19,094	2017 12 06	34,161	2017 08 29
Flexible Hang Seng Index Options	4,730	2013 01 08	17,878	2012 11 02
Hang Seng China Enterprises Index Options	188,957	2015 09 04	3,465,052	2017 12 27
Mini-Hang Seng China Enterprises Index Options	9,246	2017 10 30	16,714	2016 11 28
Flexible Hang Seng China Enterprises Index Options	5,770	2011 09 26	44,480	2015 06 26
CES China 120 Index Futures	2,086	2013 08 26	1,178	2014 05 27
CES Gaming Top 10 Index Futures	0	2017 12 29	0	2017 12 29
Hang Seng Mainland Oil & Gas Index Futures	86	2017 08 02	156	2017 08 10
Hang Seng Mainland Banks Index Futures	188	2017 11 20	195	2017 09 18
Hang Seng Mainland Healthcare Index Futures	2	2017 10 11	0	2017 12 29
Hang Seng Mainland Properties Index Futures	211	2017 09 19	97	2017 09 06
Hang Seng IT Hardware Index Futures	1	2017 07 11	1	2017 07 10
Hang Seng Software & Services Index Futures	0	2017 12 29	0	2017 12 29
IBOVESPA Futures	5	2012 05 21	5	2012 06 14
MICEX Index Futures	5	2012 05 17	6	2012 06 18
S&P BSE Sensex Index Futures	22	2012 04 17	25	2012 06 01
FTSE/JSE Top40 Futures	0	2017 12 29	0	2017 12 29
Stock Futures	27,966	2007 03 28	47,050	2013 03 27
Stock Options	1,221,324	2015 04 13	12,502,433	2017 11 28
5-Year MOF T-Bond Futures	458	2017 05 31	1,028	2017 06 06
3-Month HIBOR Futures ¹	10,514	2002 04 04	80,964	2001 11 15
1-Month HIBOR Futures ²	800	2001 01 09	3,250	2001 04 12
RMB Currency Futures – USD/CNH Futures	20,338	2017 01 05	46,711	2017 01 04
RMB Currency Options – USD/CNH Options	516	2017 09 28	3,597	2017 11 08
RMB Currency Futures – EUR/CNH Futures	110	2017 03 10	182	2017 08 14
RMB Currency Futures – JPY/CNH Futures	71	2016 08 03	101	2017 12 18
RMB Currency Futures – AUD/CNH Futures	50	2017 12 04	34	2017 04 13
RMB Currency Futures – CNH/USD Futures	346	2017 08 29	1,703	2017 01 12
USD Gold Futures	2,374	2017 12 28	315	2017 12 13
CNH Gold Futures	2,251	2017 10 31	829	2017 10 11
Iron Ore Futures – Monthly Contracts	1,022	2017 11 13	415	2017 12 20
Iron Ore Futures – Quarterly Contracts	15	2017 12 18	19	2017 12 29
London Aluminium Mini Futures	544	2015 10 20	354	2015 02 10
London Zinc Mini Futures	562	2015 12 02	715	2015 12 04
London Copper Mini Futures	770	2014 12 03	1,412	2014 12 11
London Lead Mini Futures	21	2017 08 18	21	2017 11 13
London Nickel Mini Futures	453	2016 07 07	150	2016 01 18
London Tin Mini Futures	6	2016 07 05	9	2016 07 05

¹ The size of 3-Month HIBOR futures contracts was increased to 5 times the original size starting from 27 May 2002

² The size of 1-Month HIBOR futures contracts was increased to 5 times the original size starting from 27 May 2002

Futures of LME commodities – trading volumes, 2017

Futures	Volume (Lot)		YTD Diff
	2016	2017	
AH Aluminium High Grade	53,073,441	51,429,383	-3.1%
AA Aluminium Alloy	128,006	61,723	-51.8%
CA Copper A Grade	36,947,881	33,885,081	-8.3%
PB Lead	10,571,590	10,920,001	3.3%
NI Primary Nickel	19,947,714	21,080,574	5.7%
SN Tin	1,353,350	1,215,432	-10.2%
ZS Special High Grade Zinc	26,942,407	29,642,110	10.0%
NA North American Special Aluminium Alloy	358,797	348,578	-2.8%
MX LME X	-	-	-
FM Steel Mediterranean Billet	-	-	-
CO Cobalt	7,894	14,261	80.7%
MO Molybdenum	144	-	-100.0%
MC LMEmini Copper A Grade	-	-	-
MA LMEmini Primary Aluminium	-	-	-
MZ LMEmini Special High Grade Zinc	-	-	-
OA Primary Aluminium Monthly Average Futures	12,488	4,508	-63.9%
OL Aluminium Alloy Monthly Average Futures	-	-	-
OC Copper Monthly Average Futures	3,083	11,912	286.4%
OP Lead Monthly Average Futures	1,283	1,738	35.5%
ON Nickel Monthly Average Futures	752	303	-59.7%
OS Tin Monthly Average Futures	960	352	-63.3%
OZ Zinc Monthly Average Futures	2,571	8,722	239.2%
OM NASAAC Monthly Average Futures	92	-	-100%
XG OTC Silver	-	-	-
AG Silver	-	95,625	-
XU OTC Gold	-	-	-
AE Aluminium Premium Future East Asia	-	-	-
AN Aluminium Premium Future Extended US	-	8	100.0%
AS Aluminium Premium Future South East Asia	-	-	-
AW Aluminium Premium Future Western Europe	-	-	-
SC Steel Scrap	49,099	307,532	526.4%
SR Steel Rebar	8,637	64,430	646.0%
AU Gold	-	639,546	-
Total	149,410,189	149,731,819	0.2%

Sizes of lots:

20 tonnes: Aluminium Alloy and NASAAC
6 tonnes: Nickel
5 tonnes: Tin
65 tonnes: Steel
25 tonnes: all other metals
5 tonnes: LMEmini Copper, Aluminium and Zinc
10 tonnes: Steel scrap and rebar

Options of LME commodities – trading volumes, 2017

Options	Volume (Lot)		YTD Diff
	2016	2017	
AH Aluminium High Grade	2,915,725	3,307,496	13.4%
AA Aluminium Alloy	-	-	-
CA Copper A Grade	1,762,967	1,767,797	0.3%
PB Lead	364,451	197,451	-45.8%
NI Primary Nickel	732,523	912,003	24.5%
SN Tin	6,660	130	-98.0%
ZS Special High Grade Zinc	1,159,365	1,360,303	17.3%
NA North American Special Aluminium Alloy	6,170	700	-88.7%
Total	6,947,861	7,545,880	8.6%

Sizes of lots:

20 tonnes: Aluminium Alloy and NASAAC
 6 tonnes: Nickel
 5 tonnes: Tin
 65 tonnes: Steel
 25 tonnes: all other metals
 5 tonnes: LMEmini Copper, Aluminium and Zinc
 10 tonnes: Steel scrap and rebar

TAPOs of LME commodities – trading volumes, 2017

TAPOs	Volume (Lot)		YTD Diff
	2016	2017	
AH Aluminium High Grade	93,580	50,894	-45.6%
AA Aluminium Alloy	-	-	-
CA Copper A Grade	28,806	30,736	6.7%
PB Lead	320	4,934	1441.9%
NI Primary Nickel	9,942	1,776	-82.1%
SN Tin	-	-	-
ZS Special High Grade Zinc	22,032	2,955	-86.6%
NA North American Special Aluminium Alloy	-	50	100.0%
Total	154,680	91,345	-40.9%

Sizes of lots:

20 tonnes: Aluminium Alloy and NASAAC
 6 tonnes: Nickel
 5 tonnes: Tin
 65 tonnes: Steel
 25 tonnes: all other metals
 5 tonnes: LMEmini Copper, Aluminium and Zinc
 10 tonnes: Steel scrap and rebar

Futures and options of LME commodities – trading volumes, 2017

Futures, Options and TAPOs	Volume (Lot)		YTD Diff
	2016	2017	
AH Aluminium High Grade	56,082,746	54,787,773	-2.3%
AA Aluminium Alloy	128,006	61,723	-51.8%
CA Copper A Grade	38,739,654	35,683,614	-7.9%
PB Lead	10,936,361	11,122,386	1.7%
NI Primary Nickel	20,690,179	21,994,353	6.3%
SN Tin	1,360,010	1,215,562	-10.6%
ZS Special High Grade Zinc	28,123,804	31,005,368	10.2%
NA North American Special Aluminium Alloy	364,967	349,328	-4.3%
MX LME X	-	-	-
FM Steel Mediterranean Billet	-	-	-
CO Cobalt	7,894	14,261	80.7%
MO Molybdenum	144	-	-100.0%
MC LMEmini Copper A Grade	-	-	-
MA LMEmini Primary Aluminium	-	-	-
MZ LMEmini Special High Grade Zinc	-	-	-
OA Primary Aluminium Monthly Average Futures	12,488	4,508	-63.9%
OL Aluminium Alloy Monthly Average Futures	-	-	-
OC Copper Monthly Average Futures	3,083	11,912	286.4%
OP Lead Monthly Average Futures	1,283	1,738	35.5%
ON Nickel Monthly Average Futures	752	303	-59.7%
OS Tin Monthly Average Futures	960	352	-63.3%
OZ Zinc Monthly Average Futures	2,571	8,722	239.2%
OM NASAAC Monthly Average Futures	92	-	-100.0%
XG OTC Silver	-	-	-
AG Silver	-	95,625	-
XU OTC Gold	-	-	-
AE Aluminium Premium Future East Asia	-	-	-
AN Aluminium Premium Future Extended US	-	8	100.0%
AS Aluminium Premium Future South East Asia	-	-	-
AW Aluminium Premium Future Western Europe	-	-	-
SC Steel Scrap	49,099	307,532	526.4%
SR Steel Rebar	8,637	64,430	646.0%
AU Gold	-	639,546	-
Grand Totals	156,512,730	157,369,044	0.5%

Sizes of lots:

20 tonnes: Aluminium Alloy and NASAAC
6 tonnes: Nickel
5 tonnes: Tin
65 tonnes: Steel
25 tonnes: all other metals
5 tonnes: LMEmini Copper, Aluminium and Zinc
10 tonnes: Steel scrap and rebar

Average daily stock exchange trades processed in CCASS (including CNS trades, isolated trades and cross trades)

Year/month	No. of CCASS trades	% of Exchange trades	No. of shares (mil)	% of market turnover	Value of trades (HK\$mil)	% of market turnover
HKD						
2013	939,557	100.00	141,132	100.00	62,433	100.00
2014	1,059,850	100.00	138,775	100.00	69,213	100.00
2015	1,396,636	100.00	216,793	100.00	102,602	100.00
2016	1,080,339	100.00	186,165	100.00	66,820	100.00
2017	1,239,552	100.00	180,007	100.00	87,974	100.00
2017 Jan	918,946	100.00	173,977	100.00	57,094	100.00
Feb	1,213,098	100.00	232,248	100.00	81,417	100.00
Mar	1,221,196	100.00	200,577	100.00	81,991	100.00
Apr	1,152,637	100.00	163,659	100.00	73,750	100.00
May	1,146,082	100.00	149,807	100.00	78,566	100.00
Jun	1,153,038	100.00	155,403	100.00	79,090	100.00
Jul	1,167,725	100.00	146,397	100.00	84,998	100.00
Aug	1,303,343	100.00	176,167	100.00	98,584	100.00
Sep	1,357,230	100.00	171,058	100.00	94,852	100.00
Oct	1,329,731	100.00	184,797	100.00	95,750	100.00
Nov	1,498,306	100.00	208,357	100.00	119,748	100.00
Dec	1,367,480	100.00	194,667	100.00	104,333	100.00
			(Thousand)	(US\$ Thousand)		
USD						
2013	47	100.00	14	100.00	897	100.00
2014	14	94.33	16	94.33	486	94.33
2015	16	100.00	16	100.00	587	100.00
2016	20	77.44	111	47.85	475	29.28
2017	25	32.32	164	17.95	1,073	2.53
2017 Jan	24	57.83	98	30.77	286	7.19
Feb	28	52.97	67	25.11	192	1.96
Mar	28	60.42	165	34.13	771	4.56
Apr	22	25.62	76	9.94	454	0.62
May	37	28.63	476	29.96	3,778	4.93
Jun	30	24.77	175	15.97	1,373	1.64
Jul	12	13.39	30	4.62	183	0.32
Aug	31	26.43	356	17.44	2,377	3.45
Sep	39	30.00	313	16.49	2,146	3.24
Oct	16	22.19	73	10.42	503	1.01
Nov	13	21.48	46	8.84	344	0.71
Dec	12	23.22	63	10.26	248	0.48
			(Thousand)	(RMB Thousand)		
RMB						
2013	850	100.00	14,176	100.00	96,352	100.00
2014	772	100.00	13,596	100.00	109,246	100.00
2015	1,201	100.00	11,347	100.00	145,465	100.00
2016	658	99.95	5,930	99.73	47,090	97.09
2017	568	99.48	5,024	99.73	37,283	85.43
2017 Jan	524	99.99	4,151	99.18	30,331	96.38
Feb	565	100.00	6,209	100.00	34,447	100.00
Mar	632	100.00	5,456	100.00	29,137	100.00
Apr	409	97.95	3,543	88.27	27,741	48.05
May	484	98.10	5,107	91.69	34,904	48.02
Jun	591	98.81	6,160	93.55	48,086	60.49
Jul	582	99.32	5,177	97.17	38,806	79.66
Aug	690	99.88	5,277	99.75	38,674	96.70
Sep	490	99.76	5,018	99.62	38,255	95.80
Oct	660	99.91	5,011	99.73	36,275	96.86
Nov	644	99.90	5,163	99.80	53,040	97.74
Dec	491	99.90	3,448	99.87	34,058	98.84

Average Daily Settlement Instructions (SIs) settled in CCASS (both delivering and receiving SIs are counted)

Year/month	Number of SIs	SIs by shares (mil)	SIs by value (HK\$mil)
HKD			
2013	82,849	54,585	215,816
2014	88,601	54,876	204,477
2015	100,829	55,847	253,288
2016	83,047	46,735	181,400
2017	92,287	47,970	220,093
2017 Jan	75,646	39,720	148,860
Feb	89,679	47,593	192,511
Mar	91,173	44,454	202,446
Apr	89,676	47,400	196,910
May	88,956	47,458	235,767
Jun	89,068	51,224	236,307
Jul	88,516	45,591	209,170
Aug	92,719	42,968	227,503
Sep	97,054	52,797	234,322
Oct	97,000	44,504	237,656
Nov	102,534	50,990	245,331
Dec	103,293	60,958	263,503
		(Thousand)	(US\$ Thousand)
USD			
2013	89	16,478	23,343
2014	78	12,430	19,510
2015	70	17,637	25,573
2016	64	10,929	38,089
2017	79	10,747	32,469
2017 Jan	63	9,919	19,976
Feb	64	15,258	31,697
Mar	56	10,078	37,762
Apr	113	26,394	38,063
May	68	16,035	57,718
Jun	62	8,080	17,211
Jul	53	8,578	18,314
Aug	66	4,639	10,512
Sep	84	7,413	43,080
Oct	95	10,798	46,065
Nov	121	6,012	25,206
Dec	107	9,694	48,235
		(Thousand)	(RMB Thousand)
RMB			
2013	117	46,817	568,373
2014	112	95,573	770,025
2015	130	58,063	1,001,536
2016	83	17,912	204,529
2017	93	16,334	143,363
2017 Jan	74	7,223	66,082
Feb	71	8,490	55,955
Mar	78	13,071	98,237
Apr	77	11,509	76,501
May	91	11,178	88,369
Jun	111	51,428	382,226
Jul	100	12,516	138,943
Aug	110	18,423	133,875
Sep	98	13,110	103,220
Oct	104	24,701	255,816
Nov	99	9,740	96,419
Dec	91	10,470	200,569

Average Daily Investor Settlement Instructions (ISIs) settled in CCASS (one sided ISIs are counted)

Year/month	Number of ISIs	ISIs by shares (mil)	ISIs by Value (HK\$mil)
HKD			
2013	401	124	205
2014	393	268	226
2015	442	134	194
2016	276	87	136
2017	336	182	264
2017 Jan	245	78	177
Feb	322	350	182
Mar	308	376	192
Apr	308	310	189
May	314	312	159
Jun	338	47	105
Jul	351	84	350
Aug	397	292	856
Sep	371	86	182
Oct	349	58	184
Nov	382	74	189
Dec	322	112	362
		(Thousand)	(US\$ Thousand)
USD			
2013	0	8	1,002
2014	0	0	13
2015	0	7	705
2016	0	1	2
2017	0	6	664
2017 Jan	0	0	0
Feb	0	0	1
Mar	0	0	0
Apr	0	0	0
May	0	0	0
Jun	0	1	2
Jul	0	0	0
Aug	0	0	0
Sep	0	0	0
Oct	0	0	0
Nov	0	0	0
Dec	1	74	8,565
		(Thousand)	(RMB Thousand)
RMB			
2013	1	107	512
2014	1	85	347
2015	1	76	320
2016	1	214	699
2017	1	662	2077
2017 Jan	2	1,960	6,136
Feb	2	3,089	9,625
Mar	2	2,021	6,241
Apr	1	131	421
May	1	33	122
Jun	1	36	179
Jul	1	333	1,073
Aug	1	204	677
Sep	1	38	118
Oct	1	54	166
Nov	1	40	141
Dec	1	43	142

Average daily settlement efficiency of CNS stock positions

Year/month	S day	Settlement Efficiency (%)	S + 1 day
HKD			
2013	99.91		99.99
2014	99.90		99.99
2015	99.92		99.99
2016	99.91		99.99
2017	99.91		99.99
2017 Jan	99.92		99.99
2017 Feb	99.92		99.99
2017 Mar	99.91		99.99
2017 Apr	99.92		99.99
2017 May	99.91		99.99
2017 Jun	99.89		99.99
2017 Jul	99.91		99.99
2017 Aug	99.92		99.99
2017 Sep	99.91		99.99
2017 Oct	99.92		99.99
2017 Nov	99.89		99.99
2017 Dec	99.86		99.99
USD			
2013	98.74		99.80
2014	99.91		99.99
2015	98.57		99.23
2016	99.54		100.00
2017	99.38		99.64
2017 Jan	100.00		100.00
2017 Feb	100.00		100.00
2017 Mar	100.00		100.00
2017 Apr	100.00		100.00
2017 May	98.53		99.44
2017 Jun	99.65		100.00
2017 Jul	98.81		98.81
2017 Aug	100.00		100.00
2017 Sep	98.94		100.00
2017 Oct	100.00		100.00
2017 Nov	99.35		100.00
2017 Dec	97.20		97.20
RMB			
2013	99.87		100.00
2014	99.68		100.00
2015	99.33		99.89
2016	99.73		99.94
2017	99.78		99.95
2017 Jan	99.75		100.00
2017 Feb	100.00		100.00
2017 Mar	100.00		100.00
2017 Apr	100.00		100.00
2017 May	99.85		99.92
2017 Jun	99.58		99.71
2017 Jul	99.63		100.00
2017 Aug	99.47		100.00
2017 Sep	99.91		100.00
2017 Oct	99.92		100.00
2017 Nov	99.51		99.85
2017 Dec	99.81		100.00

Average daily netting efficiency of CNS trades – in stock positions and share quantity

Year/month	No. of CNS stock positions	Netting efficiency (%)	No. of shares due for settlement (mil)	Netting efficiency (%)
HKD				
2013	68,591	96.04	21,438	92.09
2014	76,069	96.14	24,039	91.20
2015	88,733	96.55	32,503	92.35
2016	69,913	96.55	25,185	92.94
2017	83,953	96.42	30,220	91.37
2017 Jan	66,221	96.15	23,348	93.23
Feb	80,100	96.52	30,256	93.49
Mar	80,170	96.53	28,876	92.74
Apr	75,477	96.52	27,996	91.25
May	76,191	96.48	28,318	90.42
Jun	78,890	96.40	31,070	90.01
Jul	83,106	96.26	29,477	89.83
Aug	89,201	96.39	30,381	91.29
Sep	91,060	96.48	31,982	90.51
Oct	93,782	96.30	32,144	91.11
Nov	99,752	96.49	36,585	91.16
Dec	90,295	96.50	30,978	91.56
		(%)	(Thousand)	(%)
USD				
2013	8	69.55	20	9.05
2014	6	47.80	18	4.91
2015	8	52.34	24	7.07
2016	9	49.85	59	16.44
2017	10	57.61	167	26.82
2017 Jan	7	50.04	177	14.42
Feb	8	59.75	91	29.12
Mar	10	64.14	300	18.12
Apr	10	63.81	74	46.85
May	12	77.08	148	72.42
Jun	11	65.83	161	46.91
Jul	7	43.80	52	5.83
Aug	10	51.78	125	18.67
Sep	11	66.84	570	23.73
Oct	11	53.55	99	11.75
Nov	9	48.76	73	19.63
Dec	10	45.83	94	18.45
		(%)	(Thousand)	(%)
RMB				
2013	122	91.40	12,165	47.09
2014	120	90.32	15,428	39.08
2015	149	92.04	11,369	46.83
2016	109	90.46	7,305	33.47
2017	111	88.53	7,200	25.68
2017 Jan	106	88.58	6,184	22.54
Feb	99	90.57	9,599	20.38
Mar	101	90.03	7,491	28.52
Apr	102	85.73	4,851	26.05
May	111	87.52	8,051	20.91
Jun	121	89.21	9,773	21.36
Jul	108	89.51	7,416	22.72
Aug	121	89.46	6,915	30.80
Sep	112	86.30	6,940	26.20
Oct	122	89.60	7,044	27.17
Nov	123	88.52	6,881	27.55
Dec	105	86.47	4,477	33.36

Average daily netting efficiency of CNS trades – in money obligations

Year/month	Money obligations arising from novated contracts (HK\$mil)	Money obligations after netting (HK\$mil)	Funds netting efficiency (%)
HKD			
2013	115,615	12,554	89.14
2014	129,521	12,559	90.30
2015	195,299	17,484	91.05
2016	125,157	12,762	89.80
2017	164,752	14,352	91.29
2017 Jan	106,443	10,444	90.19
Feb	152,236	13,687	91.01
Mar	153,779	12,875	91.63
Apr	137,269	11,528	91.60
May	146,910	13,847	90.57
Jun	146,996	13,045	91.13
Jul	159,333	13,680	91.41
Aug	186,353	15,255	91.81
Sep	177,523	14,468	91.85
Oct	179,740	14,666	91.84
Nov	225,240	18,860	91.63
Dec	194,494	19,340	90.06
(US\$ Thousand)			
USD			
2013	1,224	1,112	9.16
2014	526	478	9.09
2015	796	721	9.45
2016	477	368	22.94
2017	4,611	819	82.25
2017 Jan	561	449	20.03
Feb	37,855	267	99.29
Mar	1,539	1,366	11.26
Apr	906	252	72.21
May	5,056	695	86.25
Jun	2,744	530	80.69
Jul	344	304	11.73
Aug	993	653	34.26
Sep	4,220	3,761	10.86
Oct	734	564	23.17
Nov	573	391	31.71
Dec	492	349	29.16
(RMB Thousand)			
RMB			
2013	184,712	85,427	53.75
2014	213,395	100,073	53.10
2015	290,955	119,848	58.81
2016	92,092	44,420	51.77
2017	72,865	39,415	45.91
2017 Jan	69,040	34,659	49.80
Feb	67,564	42,145	37.62
Mar	56,061	33,697	39.89
Apr	50,581	25,102	50.37
May	68,604	40,248	41.33
Jun	94,823	51,460	45.73
Jul	70,918	44,960	36.60
Aug	75,509	38,886	48.50
Sep	73,548	40,490	44.95
Oct	70,682	36,557	48.28
Nov	103,239	51,419	50.19
Dec	67,077	28,606	57.35

Average daily transactions handled by CCASS depository (both deposit and withdrawal transactions are counted)

Year/month	No. of transactions	No. of shares (mil)	Value of transactions (HK\$mil)
HKD			
2013	912	1,697	3,752
2014	886	2,360	5,134
2015	1,099	3,500	7,105
2016	582	3,630	4,418
2017	830	2,898	4,952
2017 Jan	597	3,917	4,757
2017 Feb	732	1,678	3,523
2017 Mar	769	2,936	3,615
2017 Apr	722	2,057	4,431
2017 May	686	5,655	4,797
2017 Jun	776	2,453	4,679
2017 Jul	885	3,394	4,366
2017 Aug	947	2,139	3,792
2017 Sep	882	3,192	6,404
2017 Oct	993	2,035	3,702
2017 Nov	1,123	2,149	6,022
2017 Dec	789	3,260	9,674
		(Thousand)	(US\$ Thousand)
USD			
2013	0	3	3
2014	0	1	2
2015	0	1	1
2016	0	1	1
2017	0	1	1
2017 Jan	0	14	14
2017 Feb	0	0	0
2017 Mar	0	0	0
2017 Apr	0	0	0
2017 May	0	0	0
2017 Jun	0	0	0
2017 Jul	0	0	0
2017 Aug	0	0	0
2017 Sep	0	0	0
2017 Oct	0	0	0
2017 Nov	0	0	0
2017 Dec	0	0	0
		(Thousand)	(RMB Thousand)
RMB			
2013	2	63	249
2014	1	1,055	3,451
2015	2	106	352
2016	2	1,641	5,446
2017	2	474	1,462
2017 Jan	1	71	224
2017 Feb	2	79	246
2017 Mar	2	112	347
2017 Apr	2	356	1,098
2017 May	2	207	644
2017 Jun	2	267	826
2017 Jul	2	208	665
2017 Aug	2	3,437	10,553
2017 Sep	1	599	1,840
2017 Oct	3	62	189
2017 Nov	1	30	95
2017 Dec	2	37	115

Securities under CCASS custody (balances at the end of each month)

Year/month	No. of shares (mil)	% of issued shares of admitted securities	Market value (HK\$mil)	% of market capitalisation of admitted securities
All currencies in HKD equivalent				
2013	3,955,158	70.87	13,878,914	52.68
2014	4,450,067	71.29	14,911,899	54.09
2015	5,467,209	74.50	15,071,152	56.58
2016	5,878,886	74.27	15,381,540	56.60
2017	6,404,153	75.30	21,768,651	58.70
2017 Jan	5,953,395	74.55	16,190,970	56.54
Feb	5,998,492	74.22	16,640,644	56.98
Mar	6,015,720	74.42	16,988,343	57.10
Apr	6,125,208	72.72	17,270,888	57.02
May	6,238,297	74.17	17,847,779	57.27
Jun	6,264,710	75.18	18,013,106	57.34
Jul	6,347,524	75.14	19,033,087	56.84
Aug	6,277,071	74.45	19,571,084	57.48
Sep	6,388,488	75.53	19,870,012	57.86
Oct	6,323,055	75.67	20,505,778	58.17
Nov	6,451,169	75.85	21,041,231	58.61
Dec	6,404,153	75.30	21,768,651	58.70

Footnote: No. of shares and market value of securities in non-HKD currency have been included.

	(Thousand)		(US\$ Thousand)	
USD				
2013	32,691	94.64	3,120,699	99.96
2014	32,518	95.26	3,060,914	99.92
2015	33,480	95.67	2,991,506	99.91
2016	41,389	93.10	3,752,899	99.92
2017	171,548	98.39	4,636,148	99.94
2017 Jan	41,618	93.68	3,753,055	99.92
Feb	41,998	93.74	3,824,138	99.93
Mar	42,148	93.76	3,862,718	99.93
Apr	42,160	93.76	3,888,864	99.92
May	42,160	93.76	3,929,368	99.93
Jun	41,920	93.73	3,922,336	99.93
Jul	41,840	93.72	3,916,137	99.93
Aug	42,243	93.77	3,938,074	99.92
Sep	173,980	98.41	4,676,011	99.94
Oct	172,043	98.40	4,699,806	99.95
Nov	172,977	98.40	4,774,365	99.95
Dec	171,548	98.39	4,636,148	99.94

	(Thousand)		(RMB Thousand)	
RMB				
2013	3,962,224	30.40	18,929,002	17.20
2014	3,723,315	24.15	20,565,267	11.80
2015	3,320,031	26.48	15,386,156	6.82
2016	3,476,283	27.42	13,739,195	5.74
2017	3,651,177	25.13	15,395,451	6.65
2017 Jan	3,467,520	27.42	13,491,272	5.51
Feb	3,467,377	27.63	13,586,834	5.50
Mar	3,461,553	27.35	13,441,013	5.45
Apr	3,470,656	27.74	13,462,260	5.52
May	3,518,411	28.40	13,782,777	5.80
Jun	3,533,520	28.33	14,663,841	6.10
Jul	3,531,965	28.08	15,092,163	6.11
Aug	3,667,596	24.96	15,789,128	5.85
Sep	3,713,724	25.09	15,843,321	5.92
Oct	3,660,252	24.76	15,300,164	5.60
Nov	3,653,040	25.00	15,379,282	6.82
Dec	3,651,177	25.13	15,395,451	6.65

Cleared Trade Notional Values for OTC Clearing Hong Kong Limited

Year/month	Cumulative Cleared Notional Values (in USD)*		
	Rates Derivatives Contacts		FX Derivatives Contracts
	Interest Rate Swaps	Cross Currency Swaps #	
2013	58,600,000	-	20,000,000
2014	197,000,000	-	60,000,000
2015	1,813,600,000	-	66,000,000
2016	5,373,600,000	756,000,000	66,000,000
2017	31,200,800,000	13,736,800,000	66,000,000
2017 Jan	5,708,400,000	1,501,600,000	66,000,000
Feb	5,844,000,000	2,056,600,000	66,000,000
Mar	6,482,600,000	3,229,000,000	66,000,000
Apr	7,316,800,000	3,689,000,000	66,000,000
May	8,076,100,000	3,949,000,000	66,000,000
Jun	10,133,900,000	4,538,500,000	66,000,000
Jul	12,575,100,000	5,491,500,000	66,000,000
Aug	14,627,600,000	6,051,500,000	66,000,000
Sep	16,715,800,000	7,394,200,000	66,000,000
Oct	20,818,900,000	10,538,800,000	66,000,000
Nov	25,234,200,000	12,151,800,000	66,000,000
Dec	31,200,800,000	13,736,800,000	66,000,000

* Rounded to nearest USD100,000

Clearing service for Cross Currency Swap commenced on 15 August 2016

Distribution of market participants' market shares, 2013-2017

		Category A (Position 1 to 14)		Category B (Position 15 to 65)		Category C (Position > 65)		Total turnover (HK\$bil) #	Average daily turnover (HK\$mil) #
Year/Month		Range (%)	Total (%)	Range (%)	Total (%)	Range (%)	Total (%)		
2013		7.20 – 2.11	55.97	1.87 – 0.22	32.54	0.21 – 0.00	11.49	15,402.14	63,123.52
2014		7.21 – 2.04	54.24	1.94 – 0.23	34.15	0.22 – 0.00	11.61	17,318.63	70,115.91
2015		7.35 – 2.08	52.31	1.89 – 0.25	35.30	0.25 – 0.00	12.39	25,936.38	105,005.59
2016		7.97 – 2.15	56.55	1.91 – 0.25	32.94	0.24 – 0.00	10.51	16,108.20	65,747.76
2017		6.41 – 2.30	54.64	1.93 – 0.25	34.88	0.24 – 0.00	10.48	20,812.12	84,602.11
2017	Jan	7.29 – 2.04	55.99	1.94 – 0.25	33.96	0.24 – 0.00	10.05	1,057.79	55,673.15
	Feb	6.55 – 2.00	55.84	1.83 – 0.25	34.26	0.23 – 0.00	9.90	1,571.27	78,563.60
	Mar	6.91 – 2.20	55.77	1.94 – 0.23	34.29	0.23 – 0.00	9.94	1,819.83	79,123.07
	Apr	6.66 – 2.06	55.67	1.99 – 0.21	34.43	0.21 – 0.00	9.90	1,209.96	71,174.03
	May	6.95 – 2.29	57.35	1.93 – 0.23	33.38	0.22 – 0.00	9.27	1,528.90	76,444.91
	Jun	6.71 – 2.21	56.55	2.01 – 0.23	33.86	0.22 – 0.00	9.59	1,674.70	76,122.94
	Jul	6.22 – 2.31	54.94	1.89 – 0.24	35.05	0.24 – 0.00	10.01	1,706.64	81,268.43
	Aug	6.14 – 2.48	53.67	2.40 – 0.26	36.23	0.26 – 0.00	10.10	2,087.29	94,876.66
	Sep	5.96 – 2.07	53.06	1.91 – 0.24	36.31	0.24 – 0.00	10.63	1,919.27	91,393.70
	Oct	6.04 – 2.20	53.15	2.05 – 0.26	36.06	0.26 – 0.00	10.79	1,838.48	91,923.90
	Nov	6.16 – 2.40	53.17	2.02 – 0.26	36.80	0.25 – 0.00	10.03	2,501.61	113,709.49
	Dec	6.21 – 2.30	54.92	2.20 – 0.25	35.88	0.23 – 0.00	9.20	1,896.38	99,809.63

Includes securities trading and value of shares when stock options were exercised

Note: The report includes all Exchange Participant firms that had paid Transaction Levy, Investor Compensation Levy (if applicable) and Trading Fee to the Exchange.

Statistics on Exchange participants

Stock Exchange

Year/quarter	No. of trading right holders (no. of trading right held)	Exchange participants – trading	Exchange participants – non trading	Non-Exchange participants
2013	563 (978)	504 (912)	39 (46)	20 (20)
2014	558 (969)	500 (904)	40 (47)	18 (18)
2015	566 (975)	515 (915)	35 (44)	16 (16)
2016	608 (1011)	556 (950)	36 (45)	16 (16)
2017	669 (1066)	622 (1013)	32 (38)	15 (15)
2017	Q1	626 (1024)	575 (965)	35 (43)
	Q2	639 (1035)	589 (977)	34 (42)
	Q3	657 (1053)	608 (996)	33 (41)
	Q4	669 (1066)	622 (1013)	32 (38)

Futures Exchange

Year/quarter	No. of trading right holders (no. of trading right held)	Exchange participants – trading	Exchange participants – non trading	Non-Exchange participants
2013	232 (256)	179 (201)	–	53 (55)
2014	231 (255)	179 (201)	–	52 (54)
2015	232 (256)	179 (201)	–	53 (55)
2016	233 (256)	180 (201)	–	53 (55)
2017	238 (261)	186 (207)	–	52 (54)
2017	Q1	234 (257)	181 (202)	–
	Q2	236 (259)	184 (205)	–
	Q3	236 (259)	185 (206)	–
	Q4	238 (261)	186 (207)	–

Notes:

- (1) The figures in brackets are the number of trading rights held
- (2) An Exchange Participant is an individual or corporation who may trade on or through the Exchange and is licensed under the Securities and Futures Ordinance to carry on securities dealing activity.

HKCC Participants

Year/quarter	Clearing Participants	General Clearing Participants
2013	152	9
2014	152	9
2015	151	9
2016	152	9
2017	155	9
2017 Q1	152	9
2017 Q2	153	9
2017 Q3	154	9
2017 Q4	155	9

SEOCH Participants

Year/quarter	Direct Clearing Participants	General Clearing Participants
2013	62	9
2014	65	9
2015	69	9
2016	65	9
2017	62	9
2017 Q1	64	9
2017 Q2	63	9
2017 Q3	63	9
2017 Q4	62	9

HKSCC Participants

Year/quarter	Direct Clearing Participant	General Clearing Participant	Non-broker Participants *
2013	485	9	43
2014	481	10	42
2015	492	10	43
2016	533	9	42
2017	596	9	44
2017 Q1	552	9	45
2017 Q2	566	9	45
2017 Q3	582	9	46
2017 Q4	596	9	44

* Non-broker participants include Clearing Agency Participants, Custodian Participants and Stock Pledgee Participants.

OTC Clear Members

Year/quarter	Clearing Member
2013	4
2014	4
2015	10
2016	13
2017	20
2017 Q1	13
2017 Q2	15
2017 Q3	17
2017 Q4	20

Hong Kong Securities and Derivatives Markets Historical Events

- 1891 “The Association of Stockbrokers in Hong Kong”, the first formal stock exchange in Hong Kong was formed.
- 1914 The name of the Association of Stockbrokers in Hong Kong was changed to “The Hong Kong Stock Exchange”.
- 1921 A second stock exchange, “The Hong Kong Stockbrokers’ Association”, was incorporated.
- 1947 The Hong Kong Stock Exchange and the Hong Kong Stockbrokers’ Association were merged to form a joint exchange under the name of “The Hong Kong Stock Exchange Ltd”.
- 1969 Dec The Far East Exchange Ltd commenced business on 17 December.
- 1970 Feb The Companies Ordinance was amended to empower the Governor in Council to recognise stock exchanges for certain limited purposes connected with the offering in writing of shares to any member of the public.
- 1971 Mar The Kam Ngan Stock Exchange Ltd commenced business on 15 March.
- 1972 Jan The Kowloon Stock Exchange Ltd commenced business on 5 January.
- 1973 Jan The four stock exchanges, the Far East Exchange, the Hong Kong Stock Exchange, the Kam Ngan Stock Exchange and the Kowloon Stock Exchange, agreed to standardise their trading sessions with effect from 8 January.
- A Securities Advisory Council was established and a Commissioner for Securities was appointed, but not given statutory power, to help prepare the way for the statutory provisions to be imposed later.
- Feb The Stock Exchange Control Ordinance 1973 was enacted, which imposed heavy penalties on anyone operating a stock market which was not recognised under the Ordinance. The establishment of stock exchange was effectively controlled.
- The Government announced that it was mandatory for all companies seeking listing to have their prospectuses registered with the Registrar of Companies.
- 1974 Feb The Securities Ordinance and The Protection of Investors Ordinance were enacted and were brought into operation with effect from 1 March.
- Apr The Federation of Share Registrars was established.
- Jul The Hong Kong Federation of Stock Exchange was established.
- Aug Under the Securities Ordinance 1974, a Stock Exchange Compensation Fund was established and contributions to the fund were paid by the four stock exchanges in proportion to their membership.

- Oct Part VI of the Ordinance and the Securities (Dealers, Investment Advisors and Representatives) Regulations 1974 was brought into force, requiring all dealers (whether or not they are members of the stock exchanges), investment advisors and their representatives to register with the Commissioner for Securities.
- 1975 Aug The Securities Commission approved the Code on Takeovers and Mergers.
- Dec The Securities Commission approved a statutory rule prohibiting directors of a listed company incorporated in Hong Kong from issuing shares — other than on a pro — rata basis to existing shareholders — without the prior approval of shareholders.
- 1976 The Commodities Trading Ordinance was passed by the Legislative Council.
- Aug Under the Securities (Stock Exchange Listing) Rule 1976, a listed company should appoint a member of the Federation of Share Registrars to be its registrar.
- Dec On 17 December, the Hong Kong Commodity Exchange Limited (HKCE) was incorporated.
- 1977 May Considerable progress was made towards the formation of a unified stock exchange in Hong Kong in place of the existing four. A working party on unification was formed.
- On 9 May, The HKCE commenced the trading of its first commodity product — cotton futures.
- Nov On 15 November, The HKCE commenced trading of sugar futures.
- Dec An Insider Dealing Tribunal was set up.
- 1978 Mar Stamp duty on securities dealing was reduced from 0.8% to 0.6% (per round trip) with effect from 6 March.
- 1979 Aug A Practice Note was published by the Securities Commission to clarify the rules concerning the suspension of dealings in the shares of offeree companies during takeover bids.
- Nov The HKCE commenced trading of soybean futures.
- 1980 Jul The Stock Exchange of Hong Kong Ltd (SEHK) was incorporated.
- Aug The Stock Exchanges Unification Ordinance 1980 was passed by the Legislative Council.
- On 19 August, The HKCE commenced trading of gold futures.
- 1981 Jan The Securities Commission adopted a trigger point of 35% as the maximum percentage shareholding in a listed company that any group or individual could hold without making a general offer for all the remaining shareholders.
- Jul Under the Stamp Duty Ordinance 1981, instruments of transfer of registered warrants were chargeable with fixed duty and contract notes were required to be stamped with effect from 1 July.
- Oct The first committee members of the SEHK were elected.

- 1982 A Financial Futures Working Party was formed to study the introduction of financial futures.
- 1983 Mar The Code on Takeovers and Mergers was revised to the effect that bids involving less than 35% of a company's voting shares were not subject to control, but other partial bids were subject to the consent of the Takeovers Committee. Market dealings in an offeree company's shares before or during a bid were forbidden.
- 1984 May The Securities Commission released a set of guidelines for the placement of shares as a means of flotation, which had been banned for some years.
- 1985 May On 7 May, the HKCE was renamed the Hong Kong Futures Exchange Limited (HKFE).
- Aug The Securities (Amendment) Ordinance 1985 was enacted. Its purpose was to strengthen the power of the Commissioner for Securities to monitor the financial viability of dealers.
- The Legislative Council passed the Stock Exchanges Unification (Amendment) Ordinance 1985. Under the Ordinance, locally incorporated firms, including subsidiaries of banks and deposit-taking companies, became eligible to apply to the Stock Exchange of Hong Kong for corporate membership. And the disqualification of directors or employees of banks and deposit-taking companies and of lawyers or professional accountants from becoming members of the SEHK was removed.
- 1986 Feb The Securities (Stock Exchange Listing) Rules 1986 took effect from 1 February.
- The Securities (Accounts and Audit) (Amendment) Regulations were published in the Government Gazette. Dealers and dealing partnerships were required to fulfil certain requirements.
- The Securities (Recognition of Stock Market) Notice and the Securities (Registration of Dealers) (Approved Examinations) Notice were published in the Government Gazette.
- The Legislative Council approved the amended Securities (Stock Exchange Listing) Rules 1986.
- Mar The Hong Kong Stock Exchange, the Far East Exchange, the Kam Ngan Stock Exchange and the Kowloon Stock Exchange ceased trading after the close of business on 27 March.
- Apr The SEHK commenced trading on 2 April.
- May On 6 May, HKFE commenced the trading of its first financial product — Hang Seng Index (HSI) Futures.
- Sep The SEHK became a full member of the Federation Internationale des Bourses de Valeurs on 22 September.
- Oct The grand opening of the SEHK took place on 6 October.
- 1987 Apr On 8 April, the SEHK Chairman and the Commissioner for Securities made a joint statement that the two had agreed that no further new issues of B shares (shares of which the proposed voting power does not bear a reasonable relationship to the equity interest of such shares when fully paid) would be allowed to list on the SEHK.

- Oct The trading restrictions in connection with bank-related brokers were relaxed with effect from 2 October.
- The General Committee of the SEHK unanimously resolved that trading on the SEHK would be suspended for four days from 20 October to 23 October, both days inclusive. Trading in the Hang Seng Index Futures was also suspended for the same period.
- The Takeovers Committee, announced on 26 October that the Committee had decided that for a period of one month, the trigger point, or creeper provision, as the case may be, under the Hong Kong Code on Takeovers and Mergers, would be waived.
- The Hong Kong Government, together with several leading financial institutions, raised a rescue fund of HK\$4 billion of which HK\$1.8 billion was utilised to enable the Hong Kong Futures Guarantee Corporation Ltd to finance its obligations to members of the HKFE. With effect from 29 October, a levy of HK\$30 per HKFE transaction and a special levy of 0.03% on transaction value of securities dealings were introduced to repay the interest and principal of the rescue package.
- Nov The limit of compensation payable out of the Exchange Fidelity Fund or a member's guarantee for the default of a defaulting member was increased from HK\$500,000 to HK\$2,000,000, subject to the availability of funds, with effect from the commencement of trading on 9 November.
- 1988 Jan The new Management Sub-committee of the SEHK was formed on 2 January to take up the duties of the General Committee.
- Jun The Government-appointed Securities Review Committee published the Report on the Operation and Regulation of Hong Kong Securities Industry on 2 June.
- Jul An amendment to the Articles of Association of the SEHK, which allowed the SEHK to form a Council of 22 members instead of a committee of 21 members to govern its operations, was endorsed by its members on 20 July.
- Sep The SEHK and the Securities Commission released a joint announcement on 14 September, in which they agreed that as a general rule, the SEHK would not list any new B shares and would not permit listed companies to issue any new B shares. This general rule would not apply only in exceptional circumstances. The queuing system for new applications for listing was also reviewed and amended.
- Oct The first 22- member Council of the SEHK was formed on 18 October.
- Nov The first Nominating Committee of the SEHK was formed on 7 November.
- 1989 The clearing functions for HKFE were transferred from Hong Kong Futures Guarantee Corporation Limited and International Commodities Clearing House (Hong Kong) Limited to the newly established futures clearing company, the HKFE Clearing Corporation Limited (HKCC).
- Feb The All Ordinaries Index was launched by the SEHK on 1 February.
- Mar The SEHK announced the formation of the HKSCC, a company limited by guarantee.
- Apr The Legislative Council passed the Securities and Futures Commission Ordinance 1989.

- May The new Securities and Futures Commission (SFC) was formally established on 1 May.
- Sep The SFC announced on 13 September that it had agreed to authorise warrant funds which had been able to apply for authorisation with effect from 1 November.
- Oct The Council of the SEHK endorsed a rolling T+2 settlement period for the proposed Central Clearing and Settlement System.
- Dec The Securities (Stock Exchange Listing) Rules 1989 were enacted on 1 December.
- 1990 HKFE introduced its first interest rate futures — futures based on the three-month Hong Kong Interbank Offered Rate (HIBOR).
- Feb The minimum brokerage for each securities transaction traded on the SEHK was raised from HK\$25 to HK\$50 with effect from 8 February. The minimum commission rate of 0.25% for stock broking was maintained.
- Apr On 2 April, the Council of the SEHK resolved that Council members on the Board of the HKSCC should be broker members and that the Chairman and the Deputy Chairman of the Board of the HKSCC must be a broker or banker member of the Board. If the Chairman was a broker member, the Deputy Chairman must be a banker member and the two would rotate every year.
- Jul The Securities (Insider Trading) Draft Bill, was passed by the Legislative Council on 25 July.
- 1991 HKFE introduced three futures based on sub-indices of the HSI.
- Apr With effect from 1 April, stamp duty on share transactions was reduced from 0.6% to 0.5% (per round trip).
- On 15 April, the Hong Kong Code on Share Repurchases, which allowed firms listed in Hong Kong to buy back their own shares, was approved by the SFC and became effective immediately.
- Sep The Securities (Disclosure of Interests) Ordinance came into force on 1 September.
- Nov The Council of the SEHK and the SFC on 1 November agreed on a series of measures designed to permit all the substantive elements of the revised voluntary constitutional package, which was unanimously supported at the Extraordinary General Meeting of the SEHK on 30 October, to be brought into effect in time to govern the next Council election. The new Council under the revised voluntary constitutional package would consist of 31 members in total — 18 broker members, 11 lay members and the chief executives of the SEHK and the HKSCC.
- On 25 November, the SFC and the SEHK announced the signing of a Memorandum of Understanding providing for the devolution of day-to-day administration of all listing matters to the SEHK effective 31 December.
- 1992 Feb On 21 February, the SFC approved the revised Hong Kong Code on Takeovers and Mergers and its integration with the Hong Kong Code on Share Repurchases. The new integrated Code came into effect on 1 April.

- Apr With effect from 1 April, stamp duty on share transactions was reduced from 0.5% to 0.4% (per round trip) and the stamp duty was extended to the trading of derivative warrants.
- May On 11 May, changes made to the Listing Rules of the SEHK and the listing agreement for a secondary listing, particularly where the majority of trading was likely to be on the SEHK, took effect.
- Jun The settlement period for members of the SEHK was changed from T+1 to T+2 on 8 June.
- On 24 June, the Central Clearing and Settlement System (CCASS) commenced operations on the trade-for-trade basis.
- Oct The compulsory Broker's Fidelity Insurance Scheme came into effect on 1 October.
- The Securities (Clearing Houses) Ordinance came into effect on 7 October. The maximum amount payable under the Unified Exchange Compensation Fund to all persons (except stockbrokers) who suffer loss through any default of a stockbroker was increased to HK\$8 million in respect of each stockbroker concerned in or connected with the default. The previous limit was HK\$2 million.
- On 7 October, CCASS commenced the second phase of its operation, starting to admit stocks for clearing and settlement on a continuous net settlement (CNS) basis.
- On 28 October, a memorandum of understanding was signed between the Hong Kong and the British securities regulatory authorities.
- 1993 Mar On 5 March, HKFE introduced its first options product — Hang Seng Index Options.
- Apr With effect from 1 April, stamp duty on share transactions was reduced from 0.4% to 0.3% (per round trip).
- Jun On 19 June, the China Securities Regulatory Commission, the Shanghai Securities Exchange, the Shenzhen Stock Exchange, the SFC and the SEHK signed a Memorandum of Regulatory Co-operation in Beijing.
- Jul Dealings in the H shares in Tsingtao Brewery Co Ltd commenced on 15 July. This was the first China-incorporated enterprise to obtain a primary listing in Hong Kong.
- Aug On 16 August, the Special Levy payable on every transaction recorded on the SEHK and the HKFE was suspended.
- Nov On 1 November, the SEHK launched the Automatic Order Matching and Execution System (AMS).
- 1994 Jan On 3 January, the SEHK launched a pilot scheme for regulated short-selling of shares.
- Mar Jardine Matheson Holdings and Jardine Strategic Holdings announced their decision to delist from Hong Kong. Other Jardine group companies made similar announcements in September.
- Jul With effect from 8 July, the Stamp Duty (Amendment) (No.2) Bill 1994 extended relief from stamp duty for stock borrowing and lending activities and raised the maximum borrowing period from 14 days to 12 months.

- 1995 Mar On 31 March, HKFE introduced its first single-stock product — stock futures on two stocks.
- Sep On 8 September, the SEHK launched its Traded Stock Options Market. The first stock option was on HSBC Holdings plc.
- Nov On 3 November, HKFE introduced its first currency futures — Rolling Forex, and launched an electronic screen-based trading system, the Automated Trading System (ATS) for trading the new product.
- 1996 Jan On 25 January, trading through the AMS off-floor terminals started. These terminals are installed in SEHK members' offices, allowing them to trade from their offices, in addition to trading through terminals in the Trading Hall.
- 1997 Sep HKFE introduced Hang Seng China-Affiliated Corporations Index (Red Chips index) futures and options on 12 September, and relaunched the Three-Month HIBOR Futures on 26 September.
- Nov On 28 November, the Hong Kong Securities Institute was incorporated.
- 1998 Apr With effect from 1 April, the transaction levy was reduced from 0.013% to 0.011% and the proportion of sharing between the SEHK and the SFC was changed from 7:6 to 7:4. Stamp duty on share transactions was also reduced from 0.3% to 0.25% (per round trip).
- May On 8 May, Hongkong Clearing launched its Investor Account Service which allows investors to open investor accounts directly in CCASS.
- 1999 May On 17 May, Hongkong Clearing launched an Electronic Initial Public Offering (EIPO) service for CCASS participants.
- Sep HKFE suspended the trading of gold futures, the last exchange-traded commodity product.
- Nov On 12 November, the Tracker Fund of Hong Kong (TraHK) was listed on the SEHK. TraHK is a collective investment fund issued by the Hong Kong SAR Government, which follows closely the movement of the benchmark Hang Seng Index.
- On 15 November, Growth Enterprise Market (GEM) was formally launched. The first listings were on 25 November 1999.
- 2000 Mar On 6 March, the SEHK, the HKFE and the HKSCC became wholly-owned subsidiaries of Hong Kong Exchanges and Clearing Limited (HKEX). Mr Charles Lee was the first Chairman of HKEX. Mr Kwong Ki-chi was appointed the Chief Executive of HKEX.
- On 20 March, the Growth Enterprise Index (GEI) was launched. It has a base value of 1000 on the base date of 17 March 2000.
- Apr With effect from 7 April, stamp duty on stock transactions was reduced to 0.225% (per round trip).
- May On 31 May, the SEHK launched the Pilot Programme for Trading US Securities with initially seven Nasdaq stocks admitted to trading.

- Jun On 5 June, HSI Futures and Options migrated from open outcry trading to the HKFE's electronic trading system — Hong Kong Futures Automated Trading System (HKATS). Floor trading in HKFE was totally abolished.
- On 27 June, shares of the HKEX were listed by introduction on the SEHK with a stock code of "388".
- Sep On 15 September, HKEX announced the introduction of an Internet Initial Public Offering (iIPO) service to provide individual investors with an additional electronic mechanism for submitting applications for IPOs.
- Oct On 5 October, MTR Corporation Ltd (MTRC), the first government-owned organization to be privatized, was listed on the SEHK. Also, MTRC was the first listing issuer using HKEX's iIPO.
- On 23 October, the first phase of the Third Generation Automatic Order Matching and Execution System (AMS/3) was launched.
- 2001 Feb On 23 February, HKEX introduced its Order Routing System (ORS) to AMS/3 and Online Trading Service to its Stock Exchange Participants.
- Aug On 6 August, stock options trading was successfully migrated from the Traded Options System (TOPS) to the Hong Kong Futures Automated Trading System (HKATS). Clearing and settlement of stock options trades continues to be performed on TOPS.
- Sep On 1 September, the stamp duty on securities transactions was reduced from 0.225% to 0.2% per transaction (round-trip).
- On 1 September, a Trading Fee of 0.005% per side of the consideration of a transaction was introduced by the Stock Exchange. The transaction levy payable to the SFC increased from 0.005% to 0.007% per side of the consideration of a transaction.
- 2002 Mar On 8 March, the SFC levy on trading of options on stock futures was reduced from \$1.0 to \$0.2 per contract per side. The compensation fund levy on trading of options on stock futures was reduced from \$0.5 to \$0.1 per contract per side.
- On 25 March, HKEX introduced a pre-opening session and an index basket order trading mechanism in the securities market. The 30-minute pre-opening session starts at 9:30 am. The index basket order trading mechanism is only applicable in the continuous trading session.
- May On 16 May, HKEX introduced the first phase of CCASS/3, the new generation of the Central Clearing and Settlement System.
- Aug On 5 August, the first six Equity Linked Instruments (ELIs) were listed on SEHK.
- Sep On 16 September, HKMA announced the termination of the Tap Facility of the Tracker Fund of Hong Kong (TraHK) on exhaustion of the Tap Issue Limit in the fourth quarter of 2002, thus concluding the Government stock market operation which was initiated in 1998.
- Dec On 9 December, HKEX introduced the second phase of CCASS/3.

- 2003 Apr On 1 April, the Securities and Futures Ordinance (SFO) became effective together with a number of codes, guidelines and forms for its implementation.
- Effective from 1 April, the minimum commission rate rule governing Stock Exchange Participants (SEPs) was abolished. Commissions became freely negotiable between SEPs and their clients.
- May Effective from 1 May, Mr Paul Chow was appointed the Chief Executive of HKEX.
- On 26 May, HKEX introduced the final phase of CCASS/3 by launching the Participant Gateway. The Participant Gateway serves as an additional communication channel to the CCASS/3 Terminal and provides a direct electronic interface between CCASS/3 and CCASS Participants' back office systems.
- Nov On 17 November, HKEX opened its first Mainland representative office in Beijing.
- Dec On 8 December, HKEX introduced H-shares Index futures.
- 2004 Apr On 6 April, HKEX introduced the Derivatives Clearing and Settlement System (DCASS) which provides a common platform for the clearing and settlement of all derivative products traded on HKEX markets.
- Jun On 14 June, HKEX introduced H-shares Index options.
- 2005 May On 23 May, HKEX introduced FTSE/Xinhua China 25 Index futures and options.
- Oct On 28 October, the Securities and Futures (Investor Compensation — Levy) (Amendment) Rules 2005 became effective whereby a levy suspension and re-instatement mechanism was introduced. Accordingly, the investor compensation levies would be suspended when the net asset value (NAV) of the Investor Compensation Fund (ICF) exceeds \$1.4 billion, and subsequently reinstated when the NAV of the ICF falls below \$1 billion.
- Nov On 2 November, legislation was passed to abolish the estate duty.
- On 25 November, the first Real Estate Investment Trust (REIT), The Link REIT, was listed on the SEHK.
- 2006 Jan On 16 January, renovated Trading Hall opened for trading.
- Apr On 28 April, Mr Ronald Arculli was appointed the Chairman of HKEX.
- Jun On 5 June, HKSCC announced the expansion of the Investor Participant (IP) account service to Macau individual investor and companies.
- On 12 June, the first batch of seven Callable Bull/Bear Contracts (CBBCs) began trading on the SEHK.
- Jul On 3 July, HKEX introduced Bank of China Ltd Futures and Options.
- On 13 July, legislation was passed to establish Financial Reporting Council which will have the authority to investigate complains concerning standards of financial reporting and audits of listed companies.

- Oct On 27 October, Industrial and Commercial Bank of China (ICBC) was listed simultaneously in Hong Kong and Shanghai. It was the largest IPO by total funds raised (US\$19.1 billion) in world stock market history and the funds raised by H shares was also an all-time high.
- Dec On 1 December, the transaction levy in respect of any trading in securities, futures or options contracts was reduced by 20% from 0.005% of transaction value per side to 0.004%.
- 2007 Jan On 1 January, the Securities & Futures Commission's (SFC's) Guidelines for Sponsors and Compliance Advisers became effective, marking the launch of a new sponsor regulatory regime.
- Mar On 12 March, the first batch of 19 derivative warrants on the iShares FTSE/Xinhua A50 China tracker were listed on HKEX. This was the first time that derivative warrants were issued on Mainland A-share assets.
- Apr On 10 April, the SFC entered into a Memorandum of Understanding (MOU) with the China Banking Regulatory Commission (CBRC) for cooperation and information sharing with respect to Hong Kong licensed intermediaries who provide services to Mainland commercial banks conducting overseas wealth management business on behalf of their Mainland clients. This served as regulatory support for the Mainland Qualified Domestic Institutional Investors (QDII) business (banking side) in Hong Kong.
- Jun On 25 June, Phase 1 of the HKEX Electronic Disclosure Project commenced and lasted for 6 months. Under this Phase, it is optional for a Main Board-listed issuer to make a paid newspaper announcement as long as it publishes a notification in newspapers about the full announcement posted on its own website and the HKEX website. Those without their own websites must publish the full announcements in newspapers as well as on the HKEX website.
- Dec On 11 December, the Hong Kong Monetary Authority (HKMA) launched the electronic trading platform (ETP) for Exchange Fund Bills and Notes (EFBNs). The ETP provides greater flexibility to facilitate trading in EFBNs.
- On 25 December, Phase 2 of the HKEX Electronic Disclosure Project commenced. Under Phase 2, Main Board issuers publishing announcements on their own websites are no longer required to publish notifications in newspapers. After 6 months, all issuers must have their own websites on which they must publish their announcements.
- 2008 Feb On 4 February, the HKEXnews.com.hk website was launched. HKEXnews is a dedicated website which mainly disseminates issuer information generated directly by the listed issuers and/or their major shareholders and directors as well as regulatory information generated by HKEX about listed companies.
- Mar On 31 March, HKEX launched the Mini-Hang Seng China Enterprises Index (Mini H-shares Index) futures.
- Apr On 7 April, HKEX introduced 5-digit stock codes in its securities market.
- May On 26 May, the closing auction session for HKEX's securities market commenced. The closing prices of securities are determined by an auction mechanism similar to that already in place in the pre-opening session. The trading hours of the securities market on a normal trading day as well as a half-day trading day are extended by 10 minutes.

- Jul On 1 July, the revised Listing Rules of the Growth Enterprise Market (GEM) and the Main Board of HKEX relating to the development of GEM became effective. GEM was re-positioned as a second board and a stepping stone towards the Main Board. To encourage listing transfers from GEM to the Main Board, the transfer process was streamlined and the initial listing fees for such transfers were halved.
- On 31 July, the first gold Exchange Traded Fund (ETF) commenced trading on the Main Board of HKEX.
- Oct On 20 October, HKEX reintroduced trading in gold futures on its Hong Kong Futures Exchange (HKFE) which had formerly listed the product in the 1990s.
- 2009 Mar On 23 March, in light of the price volatility during the Closing Auction Session (CAS) since its introduction on 26 May 2008, the CAS in the securities market was suspended to maintain public confidence in the orderliness, fairness and transparency of the market.
- Apr On 1 April, the Listing Rules amendments on the revised blackout period for share trading by listed company directors came into effect. The blackout period before the announcement of annual results was extended to 60 days instead of the originally proposed 4 months. The blackout period before interim results announcement was not extended.
- Nov On 18 November, the first 4 A-share industry sector ETFs in Hong Kong were listed on the SEHK.
- Dec On 18 December, HKEX published the consultation conclusions on accelerating rights issues and open offers. The minimum notice period for book closure for rights issues would be reduced to six business days and that for open offers would remain unchanged.
- On 29 December, HKEX published its consultation conclusions on CER Futures in which HKEX considers that there is no imminent need for a CER futures market in Hong Kong.
- 2010 Apr On 26 April, Hong Kong Securities Clearing Co Ltd (HKSCC) admitted over-the-counter (OTC) structured products authorised by the SFC into the Central Clearing and Settlement System (CCASS) of HKEX's securities market, thereby broadening asset classes in its eligible securities.
- Jun On 3 June, new Listing Rules for mineral companies came into effect to ensure the provision of material, relevant and reliable information about these companies to investors, and to align with global standards.
- Jul On 19 July, the People's Bank of China (PBOC) and the HKMA signed a supplementary Memorandum of Co-operation on the expansion of the RMB trade settlement scheme. On the same day, the PBOC and Bank of China (Hong Kong) Ltd (the RMB clearing bank in Hong Kong) signed a revised settlement agreement which allows any corporation, including financial institutions, in Hong Kong to open RMB bank accounts. These agreements are major steps towards the launch of RMB investment products in Hong Kong.

- Oct On 1 October, a 25% reduction in the SFC's levy payable in respect of trading in securities, futures and options contracts took effect.
- On 22 October, Asian Development Bank's (ADB) RMB1.2 billion 10-year bond was listed as a selectively marketed security on the SEHK. It was the first RMB-denominated bond listed and traded in RMB on the SEHK.
- On 29 October, AIA Group Ltd was listed on the SEHK. Its IPO, raising HK\$159.1 billion, was the largest in Hong Kong's market history and the third largest in the world. On the same day, options on AIA were introduced for trading in the stock options market.
- Dec On 8 December, the Hong Kong depositary receipts (HDRs) of Vale S.A., a Brazilian mining company, was listed on the SEHK as the first HDR listed in Hong Kong.
- On 15 December, amendments to the Listing Rules came into effect for HKEX to adopt a framework for accepting Mainland accounting and auditing standards and Mainland audit firms for Mainland-incorporated companies listed in Hong Kong. The framework also provides reciprocally for the use of Hong Kong financial reporting standards and Hong Kong audit firms by Hong Kong companies listed in the Mainland.
- 2011 Mar On 7 March, HKEX extended the trading hours of the securities market by one hour, with the lunch break shortened to 1.5 hours. The trading hours of the derivatives market were also adjusted accordingly.
- Apr On 29 April, Hui Xian Real Estate Investment Trust (REIT) was listed as the first Renminbi (RMB)-denominated fund product on the Stock Exchange of Hong Kong (SEHK) and the first RMB initial public offering (IPO) outside Mainland China.
- May On 13 May, the Securities and Futures and Companies Legislation (Structured Products Amendment) Ordinance 2011 took effect to transfer the regulation of public offers of structured products in the form of shares or debentures from the prospectus regime of the Companies Ordinance to the regime under the Securities and Futures Ordinance (SFO).
- Jun On 1 June, the new regulatory regime governing credit rating agencies (CRAs) operating in Hong Kong took effect, requiring CRAs and their rating analysts to obtain license from the SFC
- On 20 June, Listing Rules amendments took effect to prevent shares from trading ex-entitlement before shareholder approval.
- On 25 June, a new regulatory regime took effect to strengthen the disclosure of information to investors in the offering of SFC-authorized funds and investment-linked assurance schemes marketed in Hong Kong.
- Jul On 25 July, HKEX implemented the T+2 Finality arrangement for securities market money settlement in the Central Clearing and Settlement System (CCASS) to reduce the overnight credit risks faced by Hong Kong Securities Clearing Co Ltd (HKSCC) and its participants.
- On 29 July, iBonds (inflation-linked retail bonds) issued by the Hong Kong Government of HK\$10 billion were listed on the SEHK.

- Aug On 17 August, Vice Premier Li Ke-qiang announced a series of policies to promote economic cooperation between the Mainland and Hong Kong and the internationalisation of RMB. These included: (i) introducing Mainland exchange-traded funds (ETFs) on Hong Kong stocks; (ii) developing channels to facilitate the cycling of RMB between Hong Kong and the Mainland; and (iii) the RMB Qualified Foreign Institutional Investor (RQFII) scheme.
- Oct On 24 October, HKEX's RMB Equity Trading Support Facility (TSF) system was operationally ready as a back-up facility to prepare for the future trading of RMB stocks on the SEHK.
- On 31 October, amendments to Code of Conduct for Persons Licensed by or Registered with the SFC took effect to expand the scope of conflict of interest requirements governing analysts responsible for investment research.
- Nov On 11 November, amendments to the Listing Rules took effect to facilitate the listing of debt issues that are for professional investors only.
- On 29 November, HKT Trust was listed on the SEHK (in the form of stapled securities with the company, HKT Ltd) as the first listed business trust in Hong Kong.
- Dec On 13 December, the RQFII scheme was formalised as the Mainland Government and the Hong Kong Government signed Supplement VIII to the Mainland and Hong Kong Closer Economic Partnership Arrangement (CEPA8).
- On 16 December, the Securities and Futures (Professional Investor) (Amendment) Rules 2011 took effect to allow the use of alternative appropriate methods for qualifying an investor as a high-net-worth professional investor.
- 2012 Feb On 20 February, HKEX launched the HSI Volatility Index (VHSI) futures.
- Mar On 5 March, HKEX further extended the trading hours of the securities market by 30 minutes, with the lunch break shortened to one hour (12:00-13:00). The trading hours of the derivatives market were adjusted accordingly.
- On 30 March, HKEX and four other founding members of the BRICS Exchange Alliance — BM&FBOVESPSA, MICEX-RTS, BSE Ltd and Johannesburg Stock Exchange (JSE) — began cross-listing of benchmark equity index derivatives on each other's trading platforms.
- Jun On 18 June, after market consultation, the Securities and Futures (Short Position Reporting) Rules took effect. The SFC began to publish on a weekly basis the aggregated short positions of specified shares on 7 September.
- Jul On 17 July, the ChinaAMC CSI 300 Index ETF was listed as the first RQFII A-share ETF on the SEHK, the first physical ETF outside Mainland China and the first A-share ETF outside Mainland China to trade in RMB.
- Aug From 1 August, the HKMA allowed banks in Hong Kong to open RMB accounts for non-Hong Kong residents and offer them a full range of RMB services to further promote the development of offshore RMB businesses in Hong Kong.

On 6 August, HKEX extended the coverage of its RMB Equity Trading Support Facility (TSF) beyond RMB-traded shares to equity-related ETFs and real estate investment trusts (REITs) traded in RMB.

Sep On 17 September, HKEX launched RMB currency futures, the first exchange-traded deliverable RMB futures in the world.

Oct On 12 October, the Harvest MSCI China A Index ETF was listed as the first dual-counter (DC) security on the SEHK, tradable both in RMB and in Hong Kong dollar.

On 22 October, the E Fund HSCEI ETF and ChinaAMC HSI ETF were listed on the Shanghai Stock Exchange (SHSE) and Shenzhen Stock Exchange (SZSE) respectively as the first cross-border (Mainland China and Hong Kong) ETFs in the Mainland market.

On 29 October, the RMB-traded shares of Hopewell Highway Infrastructure Ltd were listed on the SEHK by way of placing — the first RMB-traded equity security outside Mainland China.

On 30 October, China Exchanges Services Company Ltd (CESC), a joint venture (JV) formed by HKEX, SHSE and SZSE for the development of financial products and related services, officially commenced operations. It was formed pursuant to a JV agreement signed in June in the year.

Nov On 5 November, HKEX implemented risk management reform measures for its clearing houses. The measures include: (1) introducing a standard margin system and a Dynamic Guarantee Fund (DGF) at Hong Kong Securities Clearing Co Ltd (HKSCC); and (2) revising certain assumptions in stress testing and collateral assumptions of the HKEX clearing houses.

On 30 November, the SEHK published consultation conclusions on changes to the Listing Rules, effective 1 January 2013, to complement the introduction of a statutory obligation for listed companies to disclose inside information.

Dec On 6 December, HKEX completed its acquisition of the entire issued share capital of LME Holdings Ltd (LMEH) after obtaining approval from LMEH shareholders in July and lately from the UK Financial Services Authority (FSA).

On 19 December, the H shares of China International Marine Containers (Group) Ltd were listed on the SEHK as the first case in which Mainland-listed B shares are converted into H shares to list in Hong Kong.

2013 Apr On 8 April, HKEX launched After-Hours Futures Trading (AHFT, from 5:00 pm to 11:00 pm) for the HSI and the H-shares Index futures.

Aug On 12 August, HKEX launched CES China 120 Index futures, the world's first exchange-listed derivatives product to provide exposure to leading China stocks from the Mainland and Hong Kong markets through a single exchange-traded futures contract.

Nov On 25 November, OTC Clearing Hong Kong Ltd (OTC Clear) completed its soft launch.

On 25 November, RMB10 billion of sovereign bonds issued by the Ministry of Finance (MOF) were listed on the SEHK, and for the first time the MOF has used the SEHK's facilities for a public offering of its bonds.

- Dec On 27 December, HKEX announced that Hong Kong Securities Clearing Co Ltd (HKSCC) had admitted China Securities Depository and Clearing Corporation Ltd (ChinaClear) as a Clearing Agency Participant to the Central Clearing and Settlement System (CCASS).
- 2014 Jan On 6 January, HKEX launched after-hours trading of Mini Hang Seng Index (Mini HSI) futures and Mini H-shares Index (Mini HHI) futures and extended the Block Trading Facility (BTF) from day session to After-Hours Futures Trading (AHFT) session.
- Mar On 3 March, amendments to the SEHK Listing Rules on calculation of annual listing fees for Hong Kong-incorporated issuers came into effect. The amendments were made to align the Listing Rules following the abolition of the concept of nominal (par) value under the new Companies Ordinance.
- On 3 March, HKEX rolled out the Mainland Market Data Hub (MMDH) in Shanghai.
- Apr On 10 April, the China Securities Regulatory Commission (CSRC) and the Hong Kong SFC announced their approval in principle the development of Shanghai-Hong Kong Stock Connect, a pilot programme for establishing mutual stock market access (subject to investment quota) between Shanghai and Hong Kong.
- Jun On 17 June, RHB Asset Management (a Malaysian fund company) launched the RHB-OSK Islamic Regional Balanced Fund, the first actively managed Islamic fund in Hong Kong.
- Sep On 19 September, the first Islamic bond (sukuk) of the Hong Kong Government, which had an issuance size of US\$1 billion (HK\$7.8 billion) and a tenor of five years, was listed on the SEHK.
- Nov On 3 November, the close of AHFT of stock index futures and RMB currency futures has been extended from 11:00 pm to 11:45 pm. The close of the AHFT clearing session was accordingly extended from 11:45 pm to 12:30 am.
- On 17 November, Shanghai-Hong Kong Stock Connect was formally launched.
- On 17 November, the HKMA lifted the currency conversion limits on RMB for transactions conducted by AIs with Hong Kong residents, including the conversion limit of RMB20,000 per person per day.
- Dec On 1 December, HKEX launched London Aluminium Mini Futures (LRA), London Zinc Mini Futures (LRZ) and London Copper Mini Futures (LRC), its first Asia Commodity contracts.
- On 1 December, HKEX launched the New Securities Trading Device (NSTD), a vendor-developed front-end trading device, to replace the legacy AMS Terminals and Multi-Workstation System (MWS).
- 2015 Feb On 13 February, the stamp duty waiver for all exchange traded funds (ETFs) listed in Hong Kong took effect.
- Mar On 2 March, HKEX launched short-selling of eligible Shanghai-listed A shares under Shanghai-Hong Kong Stock Connect.

- On 30 March, HKEX rolled out a significant enhancement to its Central Clearing and Settlement System (CCASS) to facilitate trading of A shares through Shanghai-Hong Kong Stock Connect. Investors can now open Special Segregated Accounts (SPSAs) in CCASS via its Custodian Participants or its General Clearing Participants (GCPs) which are not Exchange Participants (EPs). In addition, the pre-trade checking mechanism based on the SPSA Model became effective on 20 April 2015.
- May On 15 May, CSOP SZSE ChiNext ETF was listed on the SEHK as the first exchange traded fund (ETF) in Hong Kong which tracks stocks listed on ChiNext of the Shenzhen Stock Exchange (SZSE). This ETF is a dual-counter stock available for trading in both HK dollar and renminbi (RMB).
- Jul On 1 July, the scheme of Mainland-Hong Kong Mutual Recognition of Funds was officially launched.
- Dec On 14 December, HKEX introduced London Nickel Mini Futures, London Tin Mini Futures and London Lead Mini Futures contracts for trading in its derivatives market.
- On 18 December, the SFC granted authorisation for the first batch of four Mainland funds under the Mainland-Hong Kong Mutual Recognition of Funds (MRF) initiative for public offering in Hong Kong. At the same time, the CSRC approved the first batch of three Hong Kong funds for public offering on the Mainland market under MRF.
- 2016 May On 9 May, HKEX launched seven sector index futures contracts including the CES Gaming Top 10 Index, Hang Seng Mainland Oil & Gas Index, Hang Seng Mainland Banks Index, Hang Seng Mainland Healthcare Index, Hang Seng Mainland Properties Index, Hang Seng IT Hardware Index and Hang Seng Software & Services Index.
- On 30 May, HKEX introduced cash-settled Euro-Renminbi (RMB), Japanese yen-RMB, Australian dollar-RMB and RMB-US dollar futures, with trading of the RMB-US dollar futures in US dollar and the others in RMB.
- Jun On 13 June, the first L&I Products were listed in Hong Kong including the Samsung KOSPI 200 Daily (2x) Leveraged Product, Samsung KOSPI 200 Daily (-1x) Inverse Product, Samsung TOPIX Daily (2x) Leveraged Product and Samsung TOPIX Daily (-1x) Inverse Product.
- Jul On 25 July, HKEX introduced Closing Auction Session (CAS) for its securities market to allow execution at securities' closing prices. Some of the closing times in HKEX's market were extended as a result of the introduction of the CAS.
- Aug On 22 August, HKEX rolled out its Volatility Control Mechanism (VCM) in its securities market. VCM is a measure designed to protect market integrity by preventing extreme price volatility arising from major trading errors and other unusual incidents.
- Sep On 5 September, HKEX introduced Mini-Hang Seng China Enterprises Index Options or Mini H-shares Index Options, to meet the demand from retail investors and give market participants more flexibility by providing a contract one-fifth the size of the H-shares Index Options contract.
- Dec On 5 December, Shenzhen Connect was launched.

- 2017 Mar On 20 March, HKEX introduced Renminbi (RMB) Currency Options. The US dollar-Offshore RMB (USD/CNH) Options contract became the first currency options traded at HKEX.
- Apr On 10 April, HKEX introduced 5-year China Ministry of Finance Treasury Bond (MOF T-Bond) Futures as a pilot scheme for foreign investors to hedge against interest rate volatility of RMB assets. MOF T-Bond Futures was the offshore markets' first futures on domestic Chinese government bonds. Trading in 5-Year MOF T-Bond Futures was suspended from 8 December 2017.
- Jul On 3 July, Bond Connect was launched, which is a mutual bond market access programme between HKSAR and Mainland China with Northbound trading link initially and Southbound trading link to be added later. The Bond Connect Company Ltd (BCCL) commenced operations on the same day.
- On 10 July, HKEX introduced Offshore Renminbi (CNH) and US dollar (USD) Gold Futures, the first time HKEX launched futures in two currencies. It became the first pair of commodity futures that can be physically delivered in Hong Kong. London Metal Exchange (LME), a wholly-owned subsidiary of HKEX, introduced its own gold futures on the same day. It became the first exchange to offer spot to five-year loco London futures.
- On 24 July, HKEX launched Phase 2 of the Closing Auction Session (CAS) in its securities market. CAS Phase 2 expanded the coverage to include constituents of the Hang Seng Composite SmallCap Index and introduced regulated short-selling orders during the CAS, provided it is at a price not lower than the CAS Reference Price.
- Nov On 6 November, HKEX introduced the first phase of its after-hours trading (AHT) enhancements. The close of the T+1 Session for Hang Seng Index (HSI), Hang Seng China Enterprises Index (HHI), Mini-HSI and Mini-HHI futures was extended from 11:45 pm to 1 am the following day.
- On 13 November, HKEX launched its first ferrous metal product — cash-settled TSI Iron Ore Fines 62% Fe CFR China Futures, or Iron Ore Futures.

List of listed companies on Main Board

End of 2017

Code	Company name	Incorporation	Listing date
01361	361 Degrees International Ltd.	Cayman Islands	2009/06/30
01530	3SBio Inc.	Cayman Islands	2015/06/11
00800	A8 New Media Group Ltd.	Cayman Islands	2008/06/12
02018	AAC Technologies Holdings Inc.	Cayman Islands	2005/08/09
02686	AAG Energy Holdings Ltd.	Cayman Islands	2015/06/23
01627	Able Engineering Holdings Ltd.	Cayman Islands	2017/02/20
02623	Add New Energy Investment Holdings Group Ltd.	Cayman Islands	2012/04/27
03344	Addchance Holdings Ltd.	Cayman Islands	2005/10/05
03355	Advanced Semiconductor Manufacturing Corporation Ltd. – H Shs	PRC	2006/04/07
00900	Aeon Credit Service (Asia) Co. Ltd.	Hong Kong	1995/09/14
00984	AEON Stores (Hong Kong) Co., Ltd.	Hong Kong	1994/02/04
01466	Affluent Partners Holdings Ltd.	Cayman Islands	2014/10/17
03383	Agile Group Holdings Ltd.	Cayman Islands	2005/12/15
01288	Agricultural Bank of China Ltd. – H Shares	PRC	2010/07/16
01131	AgriTrade Resources Ltd.	Bermuda	1997/03/19
01299	AIA Group Ltd.	Hong Kong	2010/10/29
00753	Air China Ltd. – H Shares	PRC	2004/12/15
00538	Ajisen (China) Holdings Ltd.	Cayman Islands	2007/03/30
01789	AK Medical Holdings Ltd.	Cayman Islands	2017/12/20
01639	AKM Industrial Co. Ltd.	Hong Kong	2004/08/18
00328	Alco Holdings Ltd.	Bermuda	1992/11/27
00241	Alibaba Health Information Technology Ltd.	Bermuda	1972/07/06
01060	Alibaba Pictures Group Ltd.	Bermuda	1994/05/12
00684	Allan International Holdings Ltd.	Bermuda	1992/11/10
00373	Allied Group Ltd.	Hong Kong	1973/01/12
00056	Allied Properties (HK) Ltd.	Hong Kong	n.a.
00833	Alltronics Holdings Ltd.	Cayman Islands	2005/07/15
02600	Aluminum Corporation of China Ltd. – H Shares	PRC	2001/12/12
00959	Amax International Holdings Ltd.	Bermuda	1997/10/03
00090	Amber Energy Ltd.	Cayman Islands	2009/07/10
00630	AMCO United Holding Ltd.	Bermuda	1996/11/28
00077	AMS Public Transport Holdings Ltd.	Cayman Islands	2004/04/15
02300	AMVIG Holdings Ltd.	Cayman Islands	2004/03/26
00347	Angang Steel Co. Ltd. – H Shares	PRC	1997/07/24
00914	Anhui Conch Cement Co. Ltd. – H Shares	PRC	1997/10/21
00995	Anhui Expressway Co. Ltd. – H Shares	PRC	1996/11/13
02020	ANTA Sports Products Ltd.	Cayman Islands	2007/07/10
03337	Anton Oilfield Services Group	Cayman Islands	2007/12/14
00922	Anxian Yuan China Holdings Ltd.	Bermuda	1999/12/21
01149	Anxin-China Holdings Ltd.	Cayman Islands	2003/11/24
01370	Aowei Holding Ltd.	Cayman Islands	2013/11/28
01496	AP Rentals Holdings Ltd.	Cayman Islands	2016/04/08
01104	APAC Resources Ltd.	Bermuda	1998/12/29
00519	Applied Development Holdings Ltd.	Bermuda	1986/03/24
01045	APT Satellite Holdings Ltd.	Bermuda	1996/12/18
00645	Ares Asia Ltd.	Bermuda	1993/12/22
00565	Art Group Holdings Ltd.	Cayman Islands	2003/09/10
03313	ArtGo Holdings Ltd.	Cayman Islands	2013/12/30
01120	Arts Optical International Holdings Ltd.	Bermuda	1996/11/08
00264	Ascent International Holdings Ltd.	Cayman Islands	2003/03/12
00711	Asia Allied Infrastructure Holdings Ltd.	Bermuda	1993/02/12
00841	Asia Cassava Resources Holdings Ltd.	Cayman Islands	2009/03/23
00743	Asia Cement (China) Holdings Corporation	Cayman Islands	2008/05/20
00835	Asia Coal Ltd.	Bermuda	1997/12/18
00104	Asia Commercial Holdings Ltd.	Bermuda	1987/07/29
00351	Asia Energy Logistics Group Ltd.	Hong Kong	1992/08/18
00662	Asia Financial Holdings Ltd.	Bermuda	1990/12/18
00033	Asia Investment Finance Group Ltd.	Cayman Islands	2007/11/19
00214	Asia Orient Holdings Ltd.	Bermuda	1986/01/06
00899	Asia Resources Holdings Ltd.	Bermuda	1997/10/24
01135	Asia Satellite Telecommunications Holdings Ltd.	Bermuda	1996/06/19
00292	Asia Standard Hotel Group Ltd.	Bermuda	1988/09/22
00129	Asia Standard International Group Ltd.	Bermuda	1973/01/24
00679	Asia Tele-Net And Technology Corporation Ltd.	Bermuda	1991/01/31
00073	Asian Citrus Holdings Ltd.	Bermuda	2009/11/26
01993	Asiaray Media Group Ltd.	Cayman Islands	2015/01/15
00271	Asiasec Properties Ltd.	Hong Kong	1973/02/28
00522	ASM Pacific Technology Ltd.	Cayman Islands	1989/01/03
00105	Associated International Hotels Ltd.	Hong Kong	1985/10/24
01717	Ausnutria Dairy Corporation Ltd.	Cayman Islands	2009/10/08
06118	Austar Lifesciences Ltd.	Cayman Islands	2014/11/07
02031	Ausupreme International Holdings Ltd.	Cayman Islands	2016/09/12
00720	Auto Italia Holdings Ltd.	Bermuda	1991/07/16
00771	Automated Systems Holdings Ltd.	Bermuda	1997/11/05
02080	AUX International Holdings Ltd.	Cayman Islands	2014/01/23
00595	AV Concept Holdings Ltd.	Cayman Islands	1996/04/24
00232	AVIC International Holding (HK) Ltd.	Bermuda	1991/12/12
00161	AVIC International Holdings Ltd. – H Shares	PRC	1997/09/29
00260	AVIC Joy Holdings (HK) Ltd.	Hong Kong	n.a.
02357	AviChina Industry & Technology Co. Ltd. – H Shares	PRC	2003/10/30
01397	Baguio Green Group Ltd.	Cayman Islands	2014/05/22
01958	BAIC Motor Corporation Ltd. – H Shares	PRC	2014/12/19
02100	BAIOO Family Interactive Ltd.	Cayman Islands	2014/04/10
02293	Bamboos Health Care Holdings Ltd.	Cayman Islands	2014/07/08

List of listed companies on Main Board (continued)

End of 2017

Code	Company name	Incorporation	Listing date
00030	Ban Loong Holdings Ltd.	Bermuda	1991/10/09
03988	Bank of China Ltd. – H Shares	PRC	2006/06/01
01963	Bank of Chongqing Co., Ltd. – H Shares	PRC	2013/11/06
03328	Bank of Communications Co., Ltd. – H Shares	PRC	2005/06/23
00023	Bank of East Asia, Ltd., The	Hong Kong	n.a.
00416	Bank of Jinzhou Co., Ltd. – H Shares	PRC	2015/12/07
03866	Bank of Qingdao Co., Ltd. – H Shares	PRC	2015/12/03
01578	Bank of Tianjin Co., Ltd. – H Shares	PRC	2016/03/30
06196	Bank of Zhengzhou Co., Ltd. – H Shares	PRC	2015/12/23
01121	Baofeng Modern International Holdings Co. Ltd.	Cayman Islands	2011/01/28
02355	Baoye Group Co. Ltd. – H Shares	PRC	2003/06/30
00483	Bauhaus International (Holdings) Ltd.	Cayman Islands	2005/05/12
01338	BaWang International (Group) Holding Ltd.	Cayman Islands	2009/07/03
01035	BBI Life Sciences Corporation	Cayman Islands	2014/12/30
02009	BBMG Corporation – H Shares	PRC	2009/07/29
00706	Beautiful China Holdings Co. Ltd.	Bermuda	1998/07/22
01329	Beijing Capital Grand Ltd.	Cayman Islands	2012/04/02
00694	Beijing Capital International Airport Co. Ltd. – H Shares	PRC	2000/02/01
02868	Beijing Capital Land Ltd. – H Shares	PRC	2003/06/19
01858	Beijing Chunlizhengda Medical Instruments Co., Ltd. – H Shares	PRC	2015/03/11
06188	Beijing Digital Telecom Co., Ltd. – H Shares	PRC	2014/07/08
01250	Beijing Enterprises Clean Energy Group Ltd.	Cayman Islands	2013/07/05
00154	Beijing Enterprises Environment Group Ltd.	Hong Kong	n.a.
00392	Beijing Enterprises Holdings Ltd.	Hong Kong	1997/05/29
02389	Beijing Enterprises Medical and Health Industry Group Ltd.	Cayman Islands	2002/04/26
00371	Beijing Enterprises Water Group Ltd.	Bermuda	1993/04/19
06828	Beijing Gas Blue Sky Holdings Ltd.	Bermuda	2011/07/12
00187	Beijing Jingcheng Machinery Electric Co. Ltd. – H Shares	PRC	1993/08/06
00814	Beijing Jingkelong Co. Ltd. – H Shares	PRC	2008/02/26
00579	Beijing Jingneng Clean Energy Co., Ltd. – H Shares	PRC	2011/12/22
01000	Beijing Media Corporation Ltd. – H Shares	PRC	2004/12/22
00588	Beijing North Star Co. Ltd. – H Shares	PRC	1997/05/14
00925	Beijing Properties (Holdings) Ltd.	Bermuda	1998/01/15
01803	Beijing Sports and Entertainment Industry Group Ltd.	Cayman Islands	2012/01/16
01599	Beijing Urban Construction Design & Dev. Group Co., Ltd – H Shares	PRC	2014/07/08
02339	BeijingWest Industries International Ltd.	Cayman Islands	2003/10/10
00761	Bel Global Resources Holdings Ltd.	Bermuda	1997/03/07
01488	Best Food Holding Co. Ltd.	Cayman Islands	2011/06/27
02111	Best Pacific International Holdings Ltd.	Cayman Islands	2014/05/23
03358	Bestway Global Holding Inc.	Cayman Islands	2017/11/16
00926	Besunyen Holdings Co. Ltd.	Cayman Islands	2010/09/29
01693	BGMC International Ltd.	Cayman Islands	2017/08/09
01552	BHCC Holding Ltd.	Cayman Islands	2017/09/12
01522	BII Railway Transportation Technology Holdings Co. Ltd.	Cayman Islands	2012/05/16
02299	Billion Industrial Holdings Ltd.	Cayman Islands	2011/05/18
02886	Binhai Investment Co. Ltd.	Bermuda	2000/03/16
02309	Birmingham Sports Holdings Ltd.	Cayman Islands	2002/11/12
01372	Bisu Technology Group International Ltd.	Cayman Islands	2013/12/11
00364	Blockchain Group Co. Ltd.	Cayman Islands	2002/08/30
02588	BOC Aviation Ltd.	Singapore	2016/06/01
02388	BOC Hong Kong (Holdings) Ltd.	Hong Kong	2002/07/25
03329	BOCOM International Holdings Co. Ltd.	Hong Kong	2017/05/19
00710	BOE Varitronix Ltd.	Bermuda	1991/07/01
01685	Boer Power Holdings Ltd.	Cayman Islands	2010/10/20
01246	Boill Healthcare Holdings Ltd.	Cayman Islands	2013/10/16
01190	Bolina Holding Co., Ltd.	Cayman Islands	2012/07/13
00653	Bonjour Holdings Ltd.	Cayman Islands	2003/07/16
01698	Boshiwa International Holding Ltd.	Cayman Islands	2010/09/29
03998	Bosideng International Holdings Ltd.	Cayman Islands	2007/10/11
00592	Bossini International Holdings Ltd.	Bermuda	1993/11/02
00434	Boyaa Interactive International Ltd.	Cayman Islands	2013/11/12
00863	Branding China Group Ltd.	Cayman Islands	2012/04/27
01428	Bright Smart Securities & Commodities Group Ltd.	Cayman Islands	2010/08/25
00933	Brightoil Petroleum (Holdings) Ltd.	Bermuda	1995/11/16
01114	Brilliance China Automotive Holdings Ltd.	Bermuda	1999/10/22
01008	Brilliant Circle Holdings International Ltd.	Cayman Islands	2009/03/30
00159	Brockman Mining Ltd.	Bermuda	1985/07/05
00240	Build King Holdings Ltd.	Bermuda	n.a.
00024	Burwill Holdings Ltd.	Bermuda	1983/09/15
01211	BYD Co. Ltd. – H Shares	PRC	2002/07/31
00285	BYD Electronic (International) Co. Ltd.	Hong Kong	2007/12/20
01224	C C Land Holdings Ltd.	Bermuda	1999/04/30
01486	C Cheng Holdings Ltd.	Cayman Islands	2013/12/20
01908	C&D International Investment Group Ltd.	Cayman Islands	2012/12/14
00043	C. P. Pokphand Co. Ltd.	Bermuda	1988/04/28
01028	C.banner International Holdings Ltd.	Bermuda	2011/09/23
00121	C.P. Lotus Corporation	Cayman Islands	1981/03/27
02112	CAA Resources Ltd.	Cayman Islands	2013/07/03
02030	Cabbeen Fashion Ltd.	Cayman Islands	2013/10/28
00341	Cafe de Coral Holdings Ltd.	Bermuda	1986/07/16
02662	Camsing International Holding Ltd.	Cayman Islands	2005/12/14
01381	Canvest Environmental Protection Group Co. Ltd.	Cayman Islands	2014/12/29
01075	Capinfo Co. Ltd. – H Shares	PRC	2001/12/21
03989	Capital Environment Holdings Ltd.	Cayman Islands	2006/07/13
00193	Capital Estate Ltd.	Hong Kong	1972/09/11
02324	Capital VC Ltd.	Cayman Islands	2003/10/27

List of listed companies on Main Board (continued)

End of 2017

Code	Company name	Incorporation	Listing date
00469	Capxon International Electronic Co. Ltd.	Cayman Islands	2007/05/07
00699	CAR Inc.	Cayman Islands	2014/09/19
00996	Carnival Group International Holdings Ltd.	Bermuda	1994/02/17
00837	Carpenter Tan Holdings Ltd.	Cayman Islands	2009/12/29
00126	Carrianna Group Holdings Co. Ltd.	Bermuda	1991/11/01
00643	Carry Wealth Holdings Ltd.	Bermuda	2000/03/13
02223	Casablanca Group Ltd.	Cayman Islands	2012/11/23
00510	CASH Financial Services Group Ltd.	Bermuda	2008/03/03
00293	Cathay Pacific Airways Ltd.	Hong Kong	1986/05/15
00138	CCT Fortis Holdings Ltd.	Bermuda	1991/11/11
00261	CCT Land Holdings Ltd.	Bermuda	1991/12/30
00759	CEC International Holdings Ltd.	Bermuda	1999/11/15
02228	CECEP COSTIN New Materials Group Ltd.	Cayman Islands	2010/06/21
01520	CEFC Hong Kong Financial Investment Co. Ltd.	Cayman Islands	2013/12/03
01049	Celestial Asia Securities Holdings Ltd.	Bermuda	1994/04/27
00542	Ceneric (Holdings) Ltd.	Cayman Islands	1989/11/23
00832	Central China Real Estate Ltd.	Cayman Islands	2008/06/06
01375	Central China Securities Co., Ltd. – H Shares	PRC	2014/06/25
01155	Centron Telecom International Holding Ltd.	Cayman Islands	2007/07/05
06090	Centurion Corporation Ltd.	Singapore	2017/12/12
00355	Century City International Holdings Ltd.	Bermuda	1981/09/07
00162	Century Ginwa Retail Holdings Ltd.	Bermuda	2000/10/23
00079	Century Legend (Holdings) Ltd.	Bermuda	1993/07/08
01450	Century Sage Scientific Holdings Ltd.	Cayman Islands	2014/07/07
00509	Century Sunshine Group Holdings Ltd.	Cayman Islands	2004/02/17
01164	CGN Mining Co. Ltd.	Cayman Islands	2003/08/04
01811	CGN New Energy Holdings Co., Ltd.	Bermuda	2014/10/03
01816	CGN Power Co., Ltd. – H Shares	PRC	2014/12/10
00092	Champion Technology Holdings Ltd.	Bermuda	1992/08/19
01292	Changan Minsheng APLL Logistics Co., Ltd. – H Shares	PRC	2006/02/23
02229	Changgang Dunxin Enterprise Co. Ltd.	Cayman Islands	2014/06/26
00954	Changmao Biochemical Engineering Co. Ltd. – H Shares	PRC	2002/06/28
01006	Changshouhua Food Co. Ltd.	Cayman Islands	2009/12/18
02017	Chanhigh Holdings Ltd.	Cayman Islands	2017/03/31
01588	Chanjet Information Technology Co. Ltd. – H Shares	PRC	2014/06/26
00682	Chaoda Modern Agriculture (Holdings) Ltd.	Cayman Islands	2000/12/15
00951	Chaowei Power Holdings Ltd.	Cayman Islands	2010/07/07
02289	Charmacy Pharmaceutical Co., Ltd. – H Shares	PRC	2015/12/14
00057	Chen Hsong Holdings Ltd.	Bermuda	1991/10/22
02286	Chen Xing Development Holdings Ltd.	Cayman Islands	2015/07/03
01202	Chengdu PUTIAN Telecommunications Cable Co. Ltd. – H Shares	PRC	1994/12/13
02113	CHerish Holdings Ltd.	Cayman Islands	2016/10/17
00131	Cheuk Nang (Holdings) Ltd.	Hong Kong	n.a.
00025	Chevalier International Holdings Ltd.	Bermuda	1984/12/05
03839	Chia Tai Enterprises International Ltd.	Bermuda	2015/07/03
00449	Chigo Holding Ltd.	Cayman Islands	2009/07/13
00976	Chiho Environmental Group Ltd.	Cayman Islands	2010/07/12
00031	China Aerospace International Holdings Ltd.	Hong Kong	1981/08/25
00606	China Agri-Industries Holdings Ltd.	Hong Kong	2007/03/21
00149	China Agri-Products Exchange Ltd.	Bermuda	1973/03/12
01069	China Agroforestry Low-Carbon Holdings Ltd.	Cayman Islands	2009/10/08
01073	China Agrotech Holdings Ltd.	Cayman Islands	2002/01/14
01848	China Aircraft Leasing Group Holdings Ltd.	Cayman Islands	2014/07/11
00633	China All Access (Holdings) Ltd.	Cayman Islands	2009/09/16
06898	China Aluminum Cans Holdings Ltd.	Cayman Islands	2013/07/12
02068	China Aluminum International Engineering Corp. Ltd. – H shares	PRC	2012/07/06
00940	China Animal Healthcare Ltd.	Bermuda	2010/12/21
01566	China Animation Characters Co. Ltd.	Cayman Islands	2015/03/12
03883	China Aoyuan Property Group Ltd.	Cayman Islands	2007/10/09
01572	China Art Financial Holdings Ltd.	Cayman Islands	2016/11/08
00569	China Automation Group Ltd.	Cayman Islands	2007/07/12
00048	China Automotive Interior Decoration Holdings Ltd.	Cayman Islands	2010/09/29
03966	China Baofeng (International) Ltd.	Cayman Islands	2012/07/20
00164	China Baoli Technologies Holdings Ltd.	Bermuda	1973/01/26
00039	China Beidahuang Industry Group Holdings Ltd.	Cayman Islands	2001/01/16
00370	China Best Group Holding Ltd.	Bermuda	1996/03/26
00274	China Billion Resources Ltd.	Cayman Islands	2000/12/18
03983	China BlueChemical Ltd. – H Shares	PRC	2006/09/29
00217	China Chengtong Development Group Ltd.	Hong Kong	n.a.
01259	China Child Care Corporation Ltd.	Cayman Islands	2011/07/15
02371	China Chuanglian Education Financial Group Ltd.	Cayman Islands	2004/11/18
01359	China Cinda Asset Management Co., Ltd. – H Shares	PRC	2013/12/12
00998	China CITIC Bank Corporation Ltd. – H Shares	PRC	2007/04/27
02349	China City Infrastructure Group Ltd.	Cayman Islands	2003/06/25
01898	China Coal Energy Co. Ltd. – H Shares	PRC	2006/12/19
01800	China Communications Construction Co. Ltd. – H Shares	PRC	2006/12/15
00552	China Communications Services Corporation Ltd. – H Shares	PRC	2006/12/08
00586	China Conch Venture Holdings Ltd.	Cayman Islands	2013/12/19
00939	China Construction Bank Corporation – H Shares	PRC	2005/10/27
01678	China Creative Global Holdings Ltd.	Cayman Islands	2013/12/20
01798	China Datang Corporation Renewable Power Co., Ltd. – H Shares	PRC	2010/12/17
00661	China Daye Non-Ferrous Metals Mining Ltd.	Bermuda	1990/11/21
01606	China Development Bank Financial Leasing Co., Ltd. – H Shs	PRC	2016/07/11
01062	China Development Bank International Investment Ltd.	Cayman Islands	1994/05/10
00334	China Display Optoelectronics Technology Holdings Ltd.	Bermuda	1997/06/18
03818	China Dongxiang (Group) Co., Ltd.	Cayman Islands	2007/10/10

List of listed companies on Main Board (continued)

End of 2017

Code	Company name	Incorporation	Listing date
00871	China Dredging Environment Protection Holdings Ltd.	Cayman Islands	2011/06/20
00476	China Dynamics (Holdings) Ltd.	Bermuda	1996/05/24
00670	China Eastern Airlines Corporation Ltd. – H Shares	PRC	1997/02/05
00839	China Education Group Holdings Ltd.	Cayman Islands	2017/12/15
00085	China Electronics Huada Technology Co. Ltd.	Bermuda	1997/07/25
00798	China Electronics Optics Valley Union Holding Co. Ltd.	Cayman Islands	2014/03/28
01185	China Evergreen International (Holdings) Ltd.	Cayman Islands	1997/08/11
00228	China Energy Development Holdings Ltd.	Cayman Islands	2002/02/18
03996	China Energy Engineering Corporation Ltd. – H Shares	PRC	2015/12/10
00986	China Environmental Energy Investment Ltd.	Bermuda	1994/02/02
01130	China Environmental Resources Group Ltd.	Cayman Islands	1997/06/03
01237	China Environmental Technology and Bioenergy Holdings Ltd.	Cayman Islands	2012/07/06
00646	China Environmental Technology Holdings Ltd.	Cayman Islands	2002/03/28
00379	China Ever Grand Financial Leasing Group Co., Ltd.	Cayman Islands	2002/11/13
06818	China Everbright Bank Co. Ltd. – H Shares	PRC	2013/12/20
01257	China Everbright Greentech Ltd.	Cayman Islands	2017/05/08
00257	China Everbright International Ltd.	Hong Kong	n.a.
00165	China Everbright Ltd.	Hong Kong	1973/02/26
03333	China Evergrande Group	Cayman Islands	2009/11/05
00802	China e-Wallet Payment Group Ltd.	Bermuda	2009/02/10
03777	China Fiber Optic Network System Group Ltd.	Cayman Islands	2011/07/14
00875	China Finance Investment Holdings Ltd.	Bermuda	1998/07/03
00721	China Financial International Investments Ltd.	Bermuda	2001/06/08
02312	China Financial Leasing Group Ltd.	Cayman Islands	2002/10/28
00605	China Financial Services Holdings Ltd.	Hong Kong	1993/04/07
00445	China Fire Safety Enterprise Group Ltd.	Cayman Islands	2002/09/30
01269	China First Capital Group Ltd.	Cayman Islands	2011/11/23
02121	China First Chemical Holdings Ltd.	Cayman Islands	2011/12/09
03318	China Flavors and Fragrances Co. Ltd.	Cayman Islands	2005/12/09
00506	China Foods Ltd.	Bermuda	1988/10/07
02399	China Fordoo Holdings Ltd.	Cayman Islands	2014/07/16
00290	China Fortune Financial Group Ltd.	Cayman Islands	2001/05/03
00110	China Fortune Holdings Ltd.	Bermuda	2004/01/26
06881	China Galaxy Securities Co., Ltd. – H Shares	PRC	2013/05/22
00384	China Gas Holdings Ltd.	Bermuda	1995/10/20
01191	China Gem Holdings Ltd.	Bermuda	1994/10/26
03300	China Glass Holdings Ltd.	Bermuda	2005/06/23
02099	China Gold International Resources Corp. Ltd.	Canada	2010/12/01
01282	China Goldjoy Group Ltd.	Cayman Islands	2010/12/15
00512	China Grand Pharmaceutical and Healthcare Holdings Ltd.	Bermuda	1995/12/19
00063	China Graphene Group Ltd.	Bermuda	1986/02/26
00904	China Green (Holdings) Ltd.	Bermuda	2004/01/13
06183	China Greenfresh Group Co., Ltd.	Cayman Islands	2015/06/18
01253	China Greenland Broad Greenstate Group Co. Ltd.	Cayman Islands	2014/07/21
00359	China Haisheng Juice Holdings Co., Ltd.	Cayman Islands	2005/11/04
03788	China Hanking Holdings Ltd.	Cayman Islands	2011/09/30
03836	China Harmony New Energy Auto Holding Ltd.	Cayman Islands	2013/06/13
00673	China Health Group Ltd.	Bermuda	1996/10/14
01143	China Healthcare Enterprise Group Ltd.	Cayman Islands	2011/01/27
00348	China Healthwise Holdings Ltd.	Cayman Islands	1997/09/30
01197	China Hengshi Foundation Co. Ltd.	Cayman Islands	2015/12/21
00591	China High Precision Automation Group Ltd.	Cayman Islands	2009/11/13
00658	China High Speed Transmission Equipment Group Co., Ltd.	Cayman Islands	2007/07/04
02323	China HKBridge Holdings Ltd.	Bermuda	2002/06/21
01378	China Hongqiao Group Ltd.	Cayman Islands	2011/03/24
00692	China Household Holdings Ltd.	Bermuda	2000/01/19
02799	China Huarong Asset Management Co., Ltd. – H Shares	PRC	2015/10/30
01101	China Huarong Energy Co. Ltd.	Cayman Islands	2010/11/19
01290	China Huirong Financial Holdings Ltd.	Cayman Islands	2013/10/28
06863	China Huishan Dairy Holdings Co. Ltd.	Cayman Islands	2013/09/27
01886	China Huiyuan Juice Group Ltd.	Cayman Islands	2007/02/23
00600	China Infrastructure Investment Ltd.	Cayman Islands	1993/10/05
01217	China Innovation Investment Ltd.	Cayman Islands	2002/08/28
03908	China International Capital Corporation Ltd. – H Shares	PRC	2015/11/09
00810	China Internet Investment Finance Holdings Ltd.	Bermuda	2002/02/28
02039	China Int'l Marine Containers (Group) Co., Ltd. – H Shares	PRC	2012/12/19
01226	China Investment and Finance Group Ltd.	Cayman Islands	2002/09/19
00204	China Investment Development Ltd.	Bermuda	2000/12/12
00612	China Investment Fund International Holdings Ltd.	Cayman Islands	2002/01/02
00132	China Investments Holdings Ltd.	Bermuda	1973/05/18
01900	China ITS (Holdings) Co., Ltd.	Cayman Islands	2010/07/15
01027	China Jicheng Holdings Ltd.	Cayman Islands	2015/02/13
00817	China Jinmao Holdings Group Ltd.	Hong Kong	2007/08/17
00834	China Kangda Food Co. Ltd.	Bermuda	2008/12/22
01380	China Kingstone Mining Holdings Ltd.	Bermuda	2011/03/18
01586	China Leon Inspection Holding Ltd.	Cayman Islands	2016/07/12
02128	China Lesso Group Holdings Ltd.	Cayman Islands	2010/06/23
02628	China Life Insurance Co. Ltd. – H Shares	PRC	2003/12/18
01234	China Lilang Ltd.	Cayman Islands	2009/09/25
00772	China Literature Ltd.	Cayman Islands	2017/11/08
00931	China LNG Group Ltd.	Cayman Islands	2001/10/24
01589	China Logistics Property Holdings Co., Ltd.	Cayman Islands	2016/07/15
01863	China Longevity Group Co. Ltd.	Cayman Islands	2010/04/29
00916	China Longyuan Power Group Corporation Ltd. – H Shares	PRC	2009/12/10
01371	China LotSynergy Holdings Ltd.	Bermuda	2001/10/26
02023	China Ludao Technology Co. Ltd.	Cayman Islands	2013/10/11

List of listed companies on Main Board (continued)

End of 2017

Code	Company name	Incorporation	Listing date
00067	China Lumena New Materials Corp.	Cayman Islands	2009/06/16
01829	China Machinery Engineering Corporation – H Shares	PRC	2012/12/21
01317	China Maple Leaf Educational Systems Ltd.	Cayman Islands	2014/11/28
00383	China Medical & HealthCare Group Ltd.	Bermuda	1991/08/01
00867	China Medical System Holdings Ltd.	Cayman Islands	2010/09/28
01268	China MeiDong Auto Holdings Ltd.	Cayman Islands	2013/12/05
02319	China Mengniu Dairy Co. Ltd.	Cayman Islands	2004/06/10
03968	China Merchants Bank Co., Ltd. – H Shares	PRC	2006/09/22
00133	China Merchants China Direct Investments Ltd.	Hong Kong	1993/07/22
00978	China Merchants Land Ltd.	Cayman Islands	1997/10/16
00144	China Merchants Port Holdings Co. Ltd.	Hong Kong	1992/07/15
06099	China Merchants Securities Co., Ltd. – H Shares	PRC	2016/10/07
01636	China Metal Resources Utilization Ltd.	Cayman Islands	2014/02/21
00340	China Mining Resources Group Ltd.	Bermuda	1997/03/26
01988	China Minsheng Banking Corp., Ltd. – H Shares	PRC	2009/11/26
00726	China Minsheng Drawin Technology Group Ltd.	Bermuda	1991/07/25
00245	China Minsheng Financial Holding Corporation Ltd.	Hong Kong	1972/08/25
00941	China Mobile Ltd.	Hong Kong	1997/10/23
01117	China Modern Dairy Holdings Ltd.	Cayman Islands	2010/11/26
03993	China Molybdenum Co., Ltd. – H Shares	PRC	2007/04/26
00026	China Motor Bus Co., Ltd.	Hong Kong	n.a.
03323	China National Building Material Co. Ltd. – H Shares	PRC	2006/03/23
00745	China National Culture Group Ltd.	Cayman Islands	2004/10/13
01893	China National Materials Co. Ltd. – H Shares	PRC	2007/12/20
01321	China New City Commercial Development Ltd.	Cayman Islands	2014/07/10
00080	China New Economy Fund Ltd.	Cayman Islands	2011/01/06
02001	China New Higher Education Group Ltd.	Cayman Islands	2017/04/19
01278	China New Town Development Co. Ltd.	British Virgin Islands	2010/10/22
01258	China Nonferrous Mining Corporation Ltd.	Hong Kong	2012/06/29
01011	China NT Pharma Group Co. Ltd.	Cayman Islands	2011/04/20
00611	China Nuclear Energy Technology Corporation Ltd.	Bermuda	1993/02/12
00651	China Ocean Industry Group Ltd.	Bermuda	1998/07/23
00715	China Oceanwide Holdings Ltd.	Bermuda	1991/07/05
00952	China Oceanwide International Financial Ltd.	Bermuda	1997/09/24
00603	China Oil And Gas Group Ltd.	Bermuda	1993/05/28
02883	China Oilfield Services Ltd. – H Shares	PRC	2002/11/20
00581	China Oriental Group Co. Ltd.	Bermuda	2004/03/02
01146	China Outfitters Holdings Ltd.	Cayman Islands	2011/12/09
00081	China Overseas Grand Oceans Group Ltd.	Hong Kong	1984/04/26
00688	China Overseas Land & Investment Ltd.	Hong Kong	1992/08/20
02669	China Overseas Property Holdings Ltd.	Cayman Islands	2015/10/23
02601	China Pacific Insurance (Group) Co., Ltd. – H Shares	PRC	2009/12/23
01532	China Partytime Culture Holdings Ltd.	Cayman Islands	2015/10/16
00386	China Petroleum & Chemical Corporation – H Shares	PRC	2000/10/19
01345	China Pioneer Pharma Holdings Ltd.	Cayman Islands	2013/11/05
02133	China Polymetallic Mining Ltd.	Cayman Islands	2011/12/14
00735	China Power Clean Energy Development Co. Ltd.	Hong Kong	1999/11/04
02380	China Power International Development Ltd.	Hong Kong	2004/10/15
01838	China Properties Group Ltd.	Cayman Islands	2007/02/23
00736	China Properties Investment Holdings Ltd.	Bermuda	1992/09/30
01094	China Public Procurement Ltd.	Bermuda	2002/07/03
01699	China Putian Food Holding Ltd.	Cayman Islands	2012/07/13
00866	China Qinfu Group Ltd.	Cayman Islands	2009/07/03
01186	China Railway Construction Corporation Ltd. – H Shares	PRC	2008/03/13
00390	China Railway Group Ltd. – H Shares	PRC	2007/12/07
03969	China Railway Signal & Communication Corporation Ltd. – H Shares	PRC	2015/08/07
00769	China Rare Earth Holdings Ltd.	Cayman Islands	1999/10/15
01508	China Reinsurance (Group) Corporation – H Shares	PRC	2015/10/26
00987	China Renewable Energy Investment Ltd.	Cayman Islands	1994/01/27
00269	China Resources and Transportation Group Ltd.	Cayman Islands	1973/03/19
00291	China Resources Beer (Holdings) Co. Ltd.	Hong Kong	n.a.
01313	China Resources Cement Holdings Ltd.	Cayman Islands	2009/10/06
01193	China Resources Gas Group Ltd.	Bermuda	1994/11/07
01109	China Resources Land Ltd.	Cayman Islands	1996/11/08
03320	China Resources Pharmaceutical Group Ltd.	Hong Kong	2016/10/28
01515	China Resources Phoenix Healthcare Holdings Co. Ltd.	Cayman Islands	2013/11/29
00836	China Resources Power Holdings Co. Ltd.	Hong Kong	2003/11/12
03963	China Rongzhong Financial Holdings Co. Ltd.	Cayman Islands	2016/01/28
00527	China Ruifeng Renewable Energy Holdings Ltd.	Cayman Islands	2006/06/09
01365	China Rundong Auto Group Ltd.	Cayman Islands	2014/08/12
00153	China Saite Group Co. Ltd.	Cayman Islands	2013/11/01
00910	China Sandi Holdings Ltd.	Bermuda	1998/12/01
02198	China Sanjiang Fine Chemicals Co. Ltd.	Cayman Islands	2010/09/16
01966	China SCE Property Holdings Ltd.	Cayman Islands	2010/02/05
00412	China Shandong Hi-Speed Financial Group Ltd.	Bermuda	1992/04/15
00691	China Shanshui Cement Group Ltd.	Cayman Islands	2008/07/04
01676	China Shenghai Food Holdings Co. Ltd.	Cayman Islands	2017/07/18
01432	China Shengmu Organic Milk Ltd.	Cayman Islands	2014/07/15
01088	China Shenhua Energy Co. Ltd. – H Shares	PRC	2005/06/15
02877	China Shineway Pharmaceutical Group Ltd.	Cayman Islands	2004/12/02
00974	China Shun Ke Long Holdings Ltd.	Cayman Islands	2015/09/10
00815	China Silver Group Ltd.	Cayman Islands	2012/12/28
00750	China Singyes Solar Technologies Holdings Ltd.	Bermuda	2009/01/13
00485	China Sinostar Group Co. Ltd.	Bermuda	1988/04/12
01004	China Smarter Energy Group Holdings Ltd.	Bermuda	1997/10/09
00139	China Soft Power Technology Holdings Ltd.	Bermuda	1994/03/15

List of listed companies on Main Board (continued)

End of 2017

Code	Company name	Incorporation	Listing date
00155	China Solar Energy Holdings Ltd.	Bermuda	1988/09/05
01668	China South City Holdings Ltd.	Hong Kong	2009/09/30
01055	China Southern Airlines Co. Ltd. – H Shares	PRC	1997/07/31
00326	China Star Entertainment Ltd.	Bermuda	1992/11/12
03838	China Starch Holdings Ltd.	Cayman Islands	2007/09/27
03311	China State Construction International Holdings Ltd.	Cayman Islands	2005/07/08
00235	China Strategic Holdings Ltd.	Hong Kong	1972/12/04
03623	China Success Finance Group Holdings Ltd.	Cayman Islands	2013/11/13
02002	China Sunshine Paper Holdings Co. Ltd.	Cayman Islands	2007/12/12
00956	China Suntien Green Energy Corporation Ltd. – H Shares	PRC	2010/10/13
00873	China Taifeng Beddings Holdings Ltd.	Cayman Islands	2010/06/11
00966	China Taiping Insurance Holdings Co. Ltd.	Hong Kong	2000/06/29
00674	China Tangshang Holdings Ltd.	Bermuda	1991/01/25
00728	China Telecom Corporation Ltd. – H Shares	PRC	2002/11/15
01600	China Tian Lun Gas Holdings Ltd.	Cayman Islands	2010/11/10
00557	China Tian Yuan Healthcare Group Ltd.	Cayman Islands	1989/12/29
01252	China Tianrui Group Cement Co. Ltd.	Cayman Islands	2011/12/23
03398	China Ting Group Holdings Ltd.	Cayman Islands	2005/12/15
02188	China Titans Energy Technology Group Co., Ltd.	Cayman Islands	2010/05/28
00389	China Tontine Wines Group Ltd.	Bermuda	2009/11/19
01332	China Touyun Tech Group Ltd.	Bermuda	2012/07/12
00570	China Traditional Chinese Medicine Holdings Co. Ltd.	Hong Kong	1993/04/07
00308	China Travel International Investment Hong Kong Ltd.	Hong Kong	1992/11/11
00762	China Unicom (Hong Kong) Ltd.	Hong Kong	2000/06/22
01573	China Unienergy Group Ltd.	Cayman Islands	2016/07/13
02330	China Uptown Group Co. Ltd.	Cayman Islands	2003/01/29
06168	China U-Ton Holdings Ltd.	Cayman Islands	2012/06/12
00893	China Vanadium Titano-Magnetite Mining Co. Ltd.	Cayman Islands	2009/10/08
02202	China Vanke Co., Ltd. – H Shares	PRC	2014/06/25
06166	China VAST Industrial Urban Development Co. Ltd.	Cayman Islands	2014/08/25
00648	China Wah Yan Healthcare Ltd.	Hong Kong	1990/10/29
00855	China Water Affairs Group Ltd.	Bermuda	1999/10/11
01129	China Water Industry Group Ltd.	Cayman Islands	2002/01/17
03778	China Weaving Materials Holdings Ltd.	Cayman Islands	2011/12/22
01885	China Wood Optimization (Holding) Ltd.	Cayman Islands	2014/01/06
01866	China XLX Fertiliser Ltd.	Singapore	2009/12/08
03669	China Yongda Automobiles Services Holdings Ltd.	Cayman Islands	2012/07/12
06169	China YuHua Education Corporation Ltd.	Cayman Islands	2017/02/28
01068	China Yurun Food Group Ltd.	Bermuda	2005/10/03
00362	China Zenith Chemical Group Ltd.	Bermuda	2001/05/02
01728	China ZhengTong Auto Services Holdings Ltd.	Cayman Islands	2010/12/10
02016	China Zheshang Bank Co., Ltd. – H Shares	PRC	2016/03/30
01492	China ZhongDi Dairy Holdings Co. Ltd.	Cayman Islands	2015/12/02
01333	China Zhongwang Holdings Ltd.	Cayman Islands	2009/05/08
01123	China-Hongkong Photo Products Holdings Ltd.	Bermuda	1994/09/19
00354	Chinasoft International Ltd.	Cayman Islands	2003/06/20
00127	Chinese Estates Holdings Ltd.	Bermuda	n.a.
00681	Chinese People Holdings Co. Ltd.	Bermuda	1997/04/24
03728	Ching Lee Holdings Ltd.	Cayman Islands	2016/03/29
00997	Chinlink International Holdings Ltd.	Bermuda	2000/03/10
00385	Chinney Alliance Group Ltd.	Bermuda	1993/10/15
00216	Chinney Investments, Ltd.	Hong Kong	1973/01/31
01556	Chinney Kin Wing Holdings Ltd.	Bermuda	2015/11/11
01111	Chong Hing Bank Ltd.	Hong Kong	1994/07/11
01609	Chong Kin Group Holdings Ltd.	Cayman Islands	2016/10/17
01053	Chongqing Iron & Steel Co. Ltd. – H Shares	PRC	1997/10/17
02722	Chongqing Machinery & Electric Co., Ltd. – H Shares	PRC	2008/06/13
03618	Chongqing Rural Commercial Bank Co., Ltd. – H Shares	PRC	2010/12/16
00116	Chow Sang Sang Holdings International Ltd.	Bermuda	1973/04/06
01929	Chow Tai Fook Jewellery Group Ltd.	Cayman Islands	2011/12/15
01210	Christine International Holdings Ltd.	Cayman Islands	2012/02/23
00641	CHTC Fong's Industries Co. Ltd.	Bermuda	1990/10/12
01938	Chu Kong Petroleum and Natural Gas Steel Pipe Holdings Ltd.	Cayman Islands	2010/02/10
00560	Chu Kong Shipping Enterprises (Group) Co., Ltd.	Hong Kong	1997/05/23
01420	Chuan Holdings Ltd.	Cayman Islands	2016/06/08
00298	Chuang's China Investments Ltd.	Bermuda	n.a.
00367	Chuang's Consortium International Ltd.	Bermuda	1987/01/16
00884	CIFI Holdings (Group) Co. Ltd.	Cayman Islands	2012/11/23
00479	CIL Holdings Ltd.	Bermuda	1993/07/21
03899	CIMC Enric Holdings Ltd.	Cayman Islands	2006/07/20
00111	Cinda International Holdings Ltd.	Bermuda	2000/08/01
01091	CITIC Dameng Holdings Ltd.	Bermuda	2010/11/18
00267	CITIC Ltd.	Hong Kong	1986/02/26
01205	CITIC Resources Holdings Ltd.	Bermuda	1997/09/08
06030	CITIC Securities Co. Ltd. – H Shares	PRC	2011/10/06
01883	CITIC Telecom International Holdings Ltd.	Hong Kong	2007/04/03
00256	Citychamp Watch & Jewellery Group Ltd.	Cayman Islands	1991/12/10
01113	CK Asset Holdings Ltd.	Cayman Islands	2015/06/03
00001	CK Hutchison Holdings Ltd.	Cayman Islands	1972/11/01
01038	CK Infrastructure Holdings Ltd.	Bermuda	1996/07/17
00775	CK Life Sciences Int'l., (Holdings) Inc.	Cayman Islands	2002/07/16
00100	Clear Media Ltd.	Bermuda	2001/12/19
03686	Clifford Modern Living Holdings Ltd.	Cayman Islands	2016/11/08
00002	CLP Holdings Ltd.	Hong Kong	n.a.
01141	CMBC Capital Holdings Ltd.	Bermuda	1998/03/12
00471	CMMB Vision Holdings Ltd.	Cayman Islands	2005/10/10

List of listed companies on Main Board (continued)

End of 2017

Code	Company name	Incorporation	Listing date
02302	CNNC International Ltd.	Cayman Islands	2003/01/06
00883	CNOOC Ltd.	Hong Kong	2001/02/28
01240	CNQC International Holdings Ltd.	Cayman Islands	2012/10/18
00701	CNT Group Ltd.	Bermuda	1991/05/21
01124	Coastal Greenland Ltd.	Bermuda	1997/10/16
01610	COFCO Meat Holdings Ltd.	Cayman Islands	2016/11/01
00400	Cogobuy Group	Cayman Islands	2014/07/18
01778	Colour Life Services Group Co., Ltd.	Cayman Islands	2014/06/30
02342	Comba Telecom Systems Holdings Ltd.	Cayman Islands	2003/07/15
00794	Come Sure Group (Holdings) Ltd.	Cayman Islands	2009/02/26
00286	Common Splendor International Health Industry Group Ltd.	Bermuda	1990/09/07
00046	Computer And Technologies Holdings Ltd.	Bermuda	1998/05/18
00320	Computime Group Ltd.	Cayman Islands	2006/10/09
00712	Comtec Solar Systems Group Ltd.	Cayman Islands	2009/10/30
00182	Concord New Energy Group Ltd.	Bermuda	1991/11/27
01681	Consun Pharmaceutical Group Ltd.	Cayman Islands	2013/12/19
00513	Continental Holdings Ltd.	Hong Kong	1988/11/08
00831	Convenience Retail Asia Ltd.	Cayman Islands	2001/01/18
01019	Convoy Global Holdings Ltd.	Cayman Islands	2010/07/13
02369	Coolpad Group Ltd.	Cayman Islands	2004/12/09
00707	Co-Prosperity Holdings Ltd.	Cayman Islands	2006/03/30
02866	COSCO SHIPPING Development Co., Ltd. – H Shares	PRC	2004/06/16
01138	COSCO SHIPPING Energy Transportation Co., Ltd. – H Shares	PRC	1994/11/11
01919	COSCO SHIPPING Holdings Co., Ltd. – H Shares	PRC	2005/06/30
00517	COSCO SHIPPING International (Hong Kong) Co., Ltd.	Bermuda	1992/02/11
01199	COSCO SHIPPING Ports Ltd.	Bermuda	1994/12/19
01043	Coslight Technology International Group Ltd.	Bermuda	1999/11/17
02298	Cosmo Lady (China) Holdings Co. Ltd.	Cayman Islands	2014/06/26
00120	Cosmopolitan International Holdings Ltd.	Cayman Islands	n.a.
00118	Cosmos Machinery Enterprises Ltd.	Hong Kong	1988/12/12
02007	Country Garden Holdings Co. Ltd.	Cayman Islands	2007/04/20
01145	Courage Investment Group Ltd.	Bermuda	2011/06/24
01415	Cowell e Holdings Inc.	Cayman Islands	2015/03/31
01932	CPM Group Ltd.	Cayman Islands	2017/07/10
00906	CPMC Holdings Ltd.	Hong Kong	2009/11/16
01786	CRCC High-Tech Equipment Corporation Ltd. – H Shares	PRC	2015/12/16
00122	Crocodile Garments Ltd.	Hong Kong	n.a.
00032	Cross-Harbour (Holdings) Ltd., The	Hong Kong	1974/07/30
03893	CROSSTEC Group Holdings Ltd.	Cayman Islands	2016/09/12
00727	Crown International Corporation Ltd.	Hong Kong	1998/01/16
01766	CRR Corporation Ltd. – H Shares	PRC	2008/08/21
02232	Crystal International Group Ltd.	Cayman Islands	2017/11/03
06066	CSC Financial Co., Ltd. – H Shares	PRC	2016/12/09
00497	CSI Properties Ltd.	Bermuda	1992/04/15
01093	CSPC Pharmaceutical Group Ltd.	Hong Kong	1994/06/21
00317	CSSC Offshore & Marine Engineering (Group) Co. Ltd. – H Shs	PRC	1993/08/06
00985	CST Group Ltd.	Cayman Islands	1994/02/02
01363	CT Environmental Group Ltd.	Cayman Islands	2013/09/25
00343	Culturecom Holdings Ltd.	Bermuda	1986/08/12
01322	CW Group Holdings Ltd.	Cayman Islands	2012/04/13
00521	CWT International Ltd.	Hong Kong	1988/12/23
01020	Cybernaut International Holdings Co. Ltd.	Cayman Islands	2010/07/07
01301	D&G Technology Holding Co. Ltd.	Cayman Islands	2015/05/27
01090	Da Ming International Holdings Ltd.	Cayman Islands	2010/12/01
01580	Da Sen Holdings Group Ltd.	Cayman Islands	2016/12/19
03999	DaChan Food (Asia) Ltd.	Cayman Islands	2007/10/04
01828	Dah Chong Hong Holdings Ltd.	Hong Kong	2007/10/17
02356	Dah Sing Banking Group Ltd.	Hong Kong	2004/06/30
00440	Dah Sing Financial Holdings Ltd.	Hong Kong	1987/11/05
00544	Daido Group Ltd.	Bermuda	1989/12/14
00567	Daisho Microline Holdings Ltd.	Bermuda	1990/01/31
03799	Dali Foods Group Co. Ltd.	Cayman Islands	2015/11/20
02880	Dalian Port (PDA) Co. Ltd. – H Shares	PRC	2006/04/28
00915	Daohe Global Group Ltd.	Bermuda	2002/05/10
00210	Daphne International Holdings Ltd.	Cayman Islands	1995/11/03
01007	Daqing Dairy Holdings Ltd.	Cayman Islands	2010/10/28
01272	Datang Environment Industry Group Co., Ltd. – H Shares	PRC	2016/11/15
00991	Datang International Power Generation Co., Ltd. – H Shares	PRC	1997/03/21
00889	Datronix Holdings Ltd.	Bermuda	2001/06/22
02348	Dawnrays Pharmaceutical (Holdings) Ltd.	Cayman Islands	2003/07/11
03335	DBA Telecommunication (Asia) Holdings Ltd.	Cayman Islands	2006/05/11
01452	Denox Environmental & Technology Holdings Ltd.	Cayman Islands	2015/11/12
00262	Deson Development International Holdings Ltd.	Bermuda	1997/06/10
00559	DeTai New Energy Group Ltd.	Bermuda	1997/01/03
03958	DFZQ – H Shares	PRC	2016/07/08
00113	Dickson Concepts (International) Ltd.	Bermuda	1973/03/15
06878	Differ Group Holding Co. Ltd.	Cayman Islands	2013/12/09
00861	Digital China Holdings Ltd.	Bermuda	2001/06/01
00547	Digital Domain Holdings Ltd.	Bermuda	1992/07/06
02022	Digital Hollywood Interactive Ltd.	Cayman Islands	2017/12/15
00705	Ding He Mining Holdings Ltd.	Hong Kong	2008/12/22
00508	Dingyi Group Investment Ltd.	Bermuda	1988/10/26
01072	Dongfang Electric Corporation Ltd. – H Shares	PRC	1994/06/06
00489	Dongfeng Motor Group Co. Ltd. – H Shares	PRC	2005/12/07
01702	Dongguang Chemical Ltd.	Cayman Islands	2017/07/11
00895	Dongjiang Environmental Co. Ltd. – H Shares	PRC	2003/01/29

List of listed companies on Main Board (continued)

End of 2017

Code	Company name	Incorporation	Listing date
00695	Dongwu Cement International Ltd.	Cayman Islands	2012/06/13
00189	Dongyue Group Ltd.	Cayman Islands	2007/12/10
00668	Doyen International Holdings Ltd.	Hong Kong	1990/12/12
00935	Dragon Crown Group Holdings Ltd.	Cayman Islands	2011/06/10
01126	Dream International Ltd.	Hong Kong	2002/02/07
00593	DreamEast Group Ltd.	Bermuda	1993/07/27
00356	DT Capital Ltd.	Cayman Islands	2002/06/07
00620	DTXS Silk Road Investment Holdings Co. Ltd.	Bermuda	1991/09/30
01330	Dynagreen Environmental Protection Group Co., Ltd. – H Shares	PRC	2014/06/19
06889	DYNAM JAPAN HOLDINGS Co., Ltd.	Japan	2012/08/06
00029	Dynamic Holdings Ltd.	Bermuda	n.a.
00828	Dynasty Fine Wines Group Ltd.	Cayman Islands	2005/01/26
00599	E. Bon Holdings Ltd.	Cayman Islands	2000/04/12
00936	Eagle Legend Asia Ltd.	Cayman Islands	2010/07/19
02368	Eagle Nice (International) Holdings Ltd.	Cayman Islands	2003/08/22
00901	Eagle Ride Investment Holdings Ltd.	Cayman Islands	2002/02/28
00339	Earnest Investments Holdings Ltd.	Bermuda	2000/07/26
06128	Earthasia International Holdings Ltd.	Cayman Islands	2014/06/25
00221	Easy One Financial Group Ltd.	Bermuda	2002/11/07
01218	Easyknit International Holdings Ltd.	Bermuda	1995/01/30
02341	EcoGreen International Group Ltd.	Cayman Islands	2004/03/09
01733	E-Commodities Holdings Ltd.	British Virgin Islands	2010/10/11
00943	eForce Holdings Ltd.	Bermuda	1997/06/25
06882	EGL Holdings Co. Ltd.	Cayman Islands	2014/11/28
00524	e-Kong Group Ltd.	Bermuda	1989/04/21
01151	Elec & Eltek International Co. Ltd.	Singapore	2011/07/08
00907	Elegance Optical International Holdings Ltd.	Bermuda	1996/04/11
00223	Elife Holdings Ltd.	Cayman Islands	2002/04/10
01395	ELL Environmental Holdings Ltd.	Cayman Islands	2014/09/26
01388	Embry Holdings Ltd.	Cayman Islands	2006/12/18
00616	Eminence Enterprise Ltd.	Bermuda	1991/09/16
00717	Emperor Capital Group Ltd.	Bermuda	2007/04/24
00491	Emperor Culture Group Ltd.	Bermuda	1992/06/10
00296	Emperor Entertainment Hotel Ltd.	Bermuda	n.a.
00163	Emperor International Holdings Ltd.	Bermuda	1972/11/14
00887	Emperor Watch & Jewellery Ltd.	Hong Kong	2008/07/21
00622	Enerchina Holdings Ltd.	Bermuda	1991/09/16
00353	Energy International Investments Holdings Ltd.	Cayman Islands	2001/07/26
00128	ENM Holdings Ltd.	Hong Kong	n.a.
02688	ENN Energy Holdings Ltd.	Cayman Islands	2002/06/03
01808	Enterprise Development Holdings Ltd.	Cayman Islands	2007/01/11
01102	Enviro Energy International Holdings Ltd.	Cayman Islands	2007/06/06
00689	EPI (Holdings) Ltd.	Bermuda	1991/04/15
01884	eprint Group Ltd.	Cayman Islands	2013/12/03
01856	Ernest Borel Holdings Ltd.	Cayman Islands	2014/07/11
00330	Esprit Holdings Ltd.	Bermuda	1993/12/09
01061	Essex Bio-Technology Ltd.	Cayman Islands	2001/06/27
00571	eSun Holdings Ltd.	Bermuda	n.a.
00764	Eternity Investment Ltd.	Bermuda	2000/02/15
00838	EVA Precision Industrial Holdings Ltd.	Cayman Islands	2005/05/11
01549	Ever Harvest Group Holdings Ltd.	Cayman Islands	2016/07/06
06178	Everbright Securities Co. Ltd. – H Shares	PRC	2016/08/18
00202	EverChina Int'l Holdings Co. Ltd.	Hong Kong	n.a.
00708	Evergrande Health Industry Group Ltd.	Hong Kong	2008/02/12
00238	Evergreen International Holdings Ltd.	Cayman Islands	2010/11/04
01962	Evergreen Products Group Ltd.	Cayman Islands	2017/07/12
02308	EVOC Intelligent Technology Co. Ltd. – H Shares	PRC	2003/10/10
00858	Extrawell Pharmaceutical Holdings Ltd.	Bermuda	1999/03/10
00052	Fairwood Holdings Ltd.	Bermuda	1991/10/09
01777	Fantasia Holdings Group Co., Ltd.	Cayman Islands	2009/11/25
00035	Far East Consortium International Ltd.	Cayman Islands	1972/09/21
00830	Far East Global Group Ltd.	Cayman Islands	2010/03/30
00036	Far East Holdings International Ltd.	Hong Kong	1973/02/12
03360	Far East Horizon Ltd.	Hong Kong	2011/03/30
00037	Far East Hotels & Entertainment Ltd.	Hong Kong	1979/07/03
06288	Fast Retailing Co., Ltd. – DR	Japan	2014/03/05
01826	FDB Holdings Ltd.	Cayman Islands	2015/09/30
00729	FDG Electric Vehicles Ltd.	Bermuda	1991/10/03
00378	FDG Kinetic Ltd.	Bermuda	1986/09/10
01738	Feishang Anthracite Resources Ltd.	British Virgin Islands	2014/01/22
01022	Feiyu Technology International Co. Ltd.	Cayman Islands	2014/12/05
02038	FIH Mobile Ltd.	Cayman Islands	2005/02/03
00142	First Pacific Co. Ltd.	Bermuda	1988/09/12
00227	First Shanghai Investments Ltd.	Hong Kong	1972/08/24
00038	First Tractor Co Ltd. – H Shares	PRC	1997/06/23
06088	FIT Hon Teng Ltd.	Cayman Islands	2017/07/13
06865	Flat Glass Group Co., Ltd. – H Shares	PRC	2015/11/26
01998	Flyke International Holdings Ltd.	Cayman Islands	2010/03/29
01632	Food Wise Holdings Ltd.	Cayman Islands	2016/11/29
02310	Forebase International Holdings Ltd.	Hong Kong	2003/07/04
00484	Forgame Holdings Ltd.	Cayman Islands	2013/10/03
00352	Fortune Sun (China) Holdings Ltd.	Cayman Islands	2006/07/05
01039	Fortunet e-Commerce Group Ltd.	Cayman Islands	2010/09/24
00656	Fosun International Ltd.	Hong Kong	2007/07/16
00418	Founder Holdings Ltd.	Bermuda	1995/12/21
00420	Fountain Set (Holdings) Ltd.	Hong Kong	1988/04/20

List of listed companies on Main Board (continued)

End of 2017

Code	Company name	Incorporation	Listing date
00374	Four Seas Mercantile Holdings Ltd.	Cayman Islands	1993/08/25
00279	Freeman FinTech Corporation Ltd.	Cayman Islands	1988/05/11
06888	Freetech Road Recycling Technology (Holdings) Ltd.	Cayman Islands	2013/06/26
01175	Fresh Express Delivery Holdings Group Co., Ltd.	Cayman Islands	2004/12/17
00500	Frontier Services Group Ltd.	Bermuda	1988/07/29
00331	FSE Engineering Holdings Ltd.	Cayman Islands	2015/12/10
01448	Fu Shou Yuan International Group Ltd.	Cayman Islands	2013/12/19
00546	Fufeng Group Ltd.	Cayman Islands	2007/02/08
01819	Fuguiniao Co., Ltd. – H Shares	PRC	2013/12/20
00181	Fujian Holdings Ltd.	Hong Kong	1973/02/22
01353	Fujian Nuoqi Co., Ltd. – H Shares	PRC	2014/01/09
00927	Fujikon Industrial Holdings Ltd.	Bermuda	2000/04/11
00607	Fullshare Holdings Ltd.	Cayman Islands	2002/12/18
00627	Fullsun International Holdings Group Co., Ltd.	Bermuda	2000/11/13
01443	Fulum Group Holdings Ltd.	Cayman Islands	2014/11/13
00465	Futong Technology Development Holdings Ltd.	Cayman Islands	2009/12/04
00703	Future Bright Holdings Ltd.	Bermuda	2002/08/15
02212	Future Bright Mining Holdings Ltd.	Cayman Islands	2015/01/09
01030	Future Land Development Holdings Ltd.	Cayman Islands	2012/11/29
00572	Future World Financial Holdings Ltd.	Cayman Islands	2003/07/02
03606	Fuyao Glass Industry Group Co., Ltd. – H Shares	PRC	2015/03/31
06038	G & M Holdings Ltd.	Cayman Islands	2017/06/13
00027	Galaxy Entertainment Group Ltd.	Hong Kong	1991/10/07
00451	GCL New Energy Holdings Ltd.	Bermuda	1992/03/25
03800	GCL-Poly Energy Holdings Ltd.	Cayman Islands	2007/11/13
00175	Geely Automobile Holdings Ltd.	Cayman Islands	1973/02/23
00535	Gemdale Properties and Investment Corporation Ltd.	Bermuda	1989/10/16
06163	Gemilang International Ltd.	Cayman Islands	2016/11/11
00174	Gemini Investments (Holdings) Ltd.	Hong Kong	1988/10/05
01548	Genscript Biotech Corporation	Cayman Islands	2015/12/30
00678	Genting Hong Kong Ltd.	Bermuda	2000/11/30
01707	Geotech Holdings Ltd.	Cayman Islands	2017/10/12
01469	Get Nice Financial Group Ltd.	Cayman Islands	2016/04/08
00064	Get Nice Holdings Ltd.	Cayman Islands	2002/06/06
01776	GF Securities Co., Ltd. – H Shares	PRC	2015/04/10
00709	Giordano International Ltd.	Bermuda	1991/06/19
00805	Glencore plc	Jersey	2011/05/25
00809	Global Bio-chem Technology Group Co. Ltd.	Cayman Islands	2001/03/16
00787	Global Brands Group Holding Ltd.	Bermuda	2014/07/09
01669	Global International Credit Group Ltd.	Cayman Islands	2014/12/12
00905	Global Mastermind Capital Ltd.	Bermuda	1998/07/17
03889	Global Sweeteners Holdings Ltd.	Cayman Islands	2007/09/20
00845	Glorious Property Holdings Ltd.	Cayman Islands	2009/10/02
00393	Glorious Sun Enterprises Ltd.	Bermuda	1996/09/17
00040	Gold Peak Industries (Holdings) Ltd.	Hong Kong	1984/07/02
00172	Goldbond Group Holdings Ltd.	Hong Kong	n.a.
03308	Golden Eagle Retail Group Ltd.	Cayman Islands	2006/03/21
02863	Golden Faith Group Holdings Ltd.	Cayman Islands	2017/08/11
00801	Golden Meditech Holdings Ltd.	Cayman Islands	2001/12/28
03919	Golden Power Group Holdings Ltd.	Cayman Islands	2015/06/05
00677	Golden Resources Development International Ltd.	Bermuda	1991/01/28
02123	Golden Shield Holdings (Industrial) Ltd.	Bermuda	2011/07/14
06896	Golden Throat Holdings Group Co. Ltd.	Cayman Islands	2015/07/15
01232	Golden Wheel Tiandi Holdings Co. Ltd.	Cayman Islands	2013/01/16
01462	Gold-Finance Holdings Ltd.	Cayman Islands	2014/10/16
00530	Goldin Financial Holdings Ltd.	Bermuda	1992/10/08
00533	Goldlion Holdings Ltd.	Hong Kong	1992/09/18
03315	Goldpac Group Ltd.	Hong Kong	2013/12/04
01118	Golik Holdings Ltd.	Bermuda	1994/07/15
00628	Gome Finance Technology Co., Ltd.	Bermuda	2002/07/24
00493	GOME Retail Holdings Ltd.	Bermuda	1992/04/15
02398	Good Friend International Holdings Inc.	Cayman Islands	2006/01/11
00109	Good Resources Holdings Ltd.	Bermuda	1998/01/12
01086	Goodbaby International Holdings Ltd.	Cayman Islands	2010/11/24
00108	GR Properties Ltd.	Hong Kong	1973/02/09
01293	Grand Baoxin Auto Group Ltd.	Cayman Islands	2011/12/14
00115	Grand Field Group Holdings Ltd.	Bermuda	n.a.
01160	Grand Investment International Ltd.	Bermuda	2004/04/02
01271	Grand Ming Group Holdings Ltd.	Cayman Islands	2013/08/09
00065	Grand Ocean Advanced Resources Co. Ltd.	Cayman Islands	2001/08/30
00186	Grande Holdings Ltd., The	Bermuda	1987/07/09
00141	Great China Holdings Ltd.	Hong Kong	1973/03/07
00021	Great China Properties Holdings Ltd.	Hong Kong	n.a.
00041	Great Eagle Holdings Ltd.	Bermuda	n.a.
03683	Great Harvest Maeta Group Holdings Ltd.	Cayman Islands	2010/10/11
02333	Great Wall Motor Co. Ltd. – H Shares	PRC	2003/12/15
00583	Great Wall Pan Asia Holdings Ltd.	Bermuda	1990/06/29
00431	Greater China Financial Holdings Ltd.	Bermuda	1992/09/16
00844	Greatime International Holdings Ltd.	British Virgin Islands	2011/11/24
00468	Greatview Aseptic Packaging Co. Ltd.	Cayman Islands	2010/12/09
00979	Green Energy Group Ltd.	Bermuda	1997/06/26
02700	Green International Holdings Ltd.	Cayman Islands	2006/09/29
00061	Green Leader Holdings Group Ltd.	Bermuda	1999/07/06
00094	Greenheart Group Ltd.	Bermuda	1988/06/21
00337	Greenland Hong Kong Holdings Ltd.	Cayman Islands	2006/10/10
01318	Greens Holdings Ltd.	Cayman Islands	2009/11/06

List of listed companies on Main Board (continued)

End of 2017

Code	Company name	Incorporation	Listing date
00195	Greentech Technology International Ltd.	Cayman Islands	2008/11/12
03900	Greentown China Holdings Ltd.	Cayman Islands	2006/07/13
02869	Greentown Service Group Co. Ltd.	Cayman Islands	2016/07/12
01051	G-Resources Group Ltd.	Bermuda	1994/04/29
00989	Ground International Development Ltd.	Bermuda	1997/10/20
00601	Group Sense (International) Ltd.	Bermuda	1993/01/28
00263	GT Group Holdings Ltd.	Hong Kong	1988/04/06
06189	Guangdong Adway Construction (Group) Holdings Co. Ltd. – H Shs	PRC	2016/11/25
00270	Guangdong Investment Ltd.	Hong Kong	n.a.
01543	Guangdong Join-Share Financing Guarantee Invest Co Ltd – H Shs	PRC	2015/12/23
03689	Guangdong Kanghua Healthcare Co., Ltd. – H Shares	PRC	2016/11/08
00124	Guangdong Land Holdings Ltd.	Bermuda	1997/08/08
01058	Guangdong Tannery Ltd.	Hong Kong	1996/12/16
03399	Guangdong Yueyun Transportation Co. Ltd. – H Shares	PRC	2005/10/26
01203	Guangnan (Holdings) Ltd.	Hong Kong	1994/12/09
00525	Guangshen Railway Co. Ltd. – H Shares	PRC	1996/05/14
02238	Guangzhou Automobile Group Co., Ltd. – H Shares	PRC	2010/08/30
00874	Guangzhou Baiyunshan Pharmaceutical Holdings Co. Ltd. – H Shs	PRC	1997/10/30
02777	Guangzhou R&F Properties Co., Ltd. – H Shares	PRC	2005/07/14
01551	Guangzhou Rural Commercial Bank Co., Ltd. – H Shares	PRC	2017/06/20
00143	Guoan International Ltd.	Cayman Islands	1999/04/09
00053	Guoco Group Ltd.	Bermuda	1983/05/03
01296	Guodian Technology & Environment Group Corporation Ltd. – H Sh	PRC	2011/12/30
01456	Guolian Securities Co., Ltd. – H Shares	PRC	2015/07/06
02329	Guorui Properties Ltd.	Cayman Islands	2014/07/07
01788	Guotai Junan International Holdings Ltd.	Hong Kong	2010/07/08
02611	Guotai Junan Securities Co., Ltd. – H Shares	PRC	2017/04/11
00657	G-Vision International (Holdings) Ltd.	Bermuda	1992/10/30
02255	Haichang Ocean Park Holdings Ltd.	Cayman Islands	2014/03/13
01169	Haier Electronics Group Co., Ltd.	Bermuda	1997/12/23
02278	Hailan Holdings Ltd.	Cayman Islands	2016/07/15
02336	Hailiang International Holdings Ltd.	Cayman Islands	2003/03/03
01882	Haitian International Holdings Ltd.	Cayman Islands	2006/12/22
00665	Haitong International Securities Group Ltd.	Bermuda	1996/08/06
06837	Haitong Securities Co., Ltd. – H Shares	PRC	2012/04/27
01187	Han Tang International Holdings Ltd.	Bermuda	1999/06/08
00566	Hanergy Thin Film Power Group Ltd.	Bermuda	1996/01/29
00010	Hang Lung Group Ltd.	Hong Kong	1972/10/12
00101	Hang Lung Properties Ltd.	Hong Kong	n.a.
03626	Hang Sang (Siu Po) International Holding Co. Ltd.	Cayman Islands	2016/05/18
00011	Hang Seng Bank Ltd.	Hong Kong	1972/06/20
03903	Hanhua Financial Holding Co., Ltd. – H Shares	PRC	2014/06/19
00896	Hanison Construction Holdings Ltd.	Cayman Islands	2002/01/10
00554	Hans Energy Co. Ltd.	Cayman Islands	1997/05/28
00474	Hao Tian Development Group Ltd.	Cayman Islands	2006/06/06
01341	Hao Tian International Construction Investment Group Ltd.	Cayman Islands	2015/12/10
06138	Harbin Bank Co., Ltd. – H Shares	PRC	2014/03/31
01133	Harbin Electric Co. Ltd. – H Shares	PRC	1994/12/16
00051	Harbour Centre Development Ltd.	Hong Kong	n.a.
01509	Harmonicare Medical Holdings Ltd.	Cayman Islands	2015/07/07
02280	HC International, Inc.	Cayman Islands	2003/12/17
01112	Health and Happiness (H&H) International Holdings Ltd.	Cayman Islands	2010/12/17
01727	Hebei Construction Group Corporation Ltd. – H Shares	PRC	2017/12/15
01596	Hebei Yichen Industrial Group Corporation Ltd. – H Shares	PRC	2016/12/21
06885	Henan Jinma Energy Co. Ltd. – H Shares	PRC	2017/10/10
00097	Henderson Investment Ltd.	Hong Kong	1972/11/06
00012	Henderson Land Development Co. Ltd.	Hong Kong	1981/07/23
00197	Heng Tai Consumables Group Ltd.	Cayman Islands	2001/12/03
01044	Hengan International Group Co. Ltd.	Cayman Islands	1998/12/08
03389	Hengdeli Holdings Ltd.	Cayman Islands	2005/09/26
01476	Hengtai Securities Co., Ltd. – H Shares	PRC	2015/10/15
00136	HengTen Networks Group Ltd.	Bermuda	1997/09/25
01085	Hengxin Technology Ltd.	Singapore	2010/12/23
02303	Hengxing Gold Holding Co. Ltd.	Cayman Islands	2014/05/29
00859	Henry Group Holdings Ltd.	Bermuda	2000/06/15
00114	Herald Holdings Ltd.	Bermuda	n.a.
00818	Hi Sun Technology (China) Ltd.	Bermuda	1997/12/22
01393	Hidili Industry International Development Ltd.	Cayman Islands	2007/09/21
00442	Hifood Group Holdings Co., Ltd.	Cayman Islands	2015/03/11
00608	High Fashion International Ltd.	Bermuda	1992/08/04
01682	Highlight China IoT International Ltd.	Bermuda	2010/10/05
01623	Hilong Holding Ltd.	Cayman Islands	2011/04/21
06893	Hin Sang Group (International) Holding Co. Ltd.	Cayman Islands	2014/10/16
00396	Hing Lee (HK) Holdings Ltd.	Bermuda	2009/06/22
00921	Hisense Kelon Electrical Holdings Co. Ltd. – H Shares	PRC	1996/07/23
00982	HJ Capital (International) Holdings Co. Ltd.	Bermuda	2008/07/14
02638	HK Electric Investments Ltd.	Cayman Islands	2014/01/29
01310	HKBN Ltd.	Cayman Islands	2015/03/12
00190	HKC (Holdings) Ltd.	Bermuda	1987/05/29
00248	HKC International Holdings Ltd.	Cayman Islands	2001/11/09
00480	HKR International Ltd.	Cayman Islands	1988/03/11
06823	HKT Ltd.	Cayman Islands	2011/11/29
00357	HNA Infrastructure Co. Ltd. – H Shares	PRC	2002/11/18
02086	HNA Technology Investments Holdings Ltd.	Cayman Islands	2003/11/10
00007	Hoifu Energy Group Ltd.	Bermuda	2000/09/08
03678	Holly Futures Co., Ltd. – H Shares	PRC	2015/12/30

List of listed companies on Main Board (continued)

End of 2017

Code	Company name	Incorporation	Listing date
00160	Hon Kwok Land Investment Co., Ltd.	Hong Kong	n.a.
00044	Hong Kong Aircraft Engineering Co. Ltd.	Hong Kong	n.a.
00003	Hong Kong and China Gas Co. Ltd., The	Hong Kong	n.a.
00145	Hong Kong Building and Loan Agency Ltd., The	Hong Kong	1972/07/01
00423	Hong Kong Economic Times Holdings Ltd.	Cayman Islands	2005/08/03
01082	Hong Kong Education (Int'l) Investments Ltd.	Bermuda	2011/07/04
00388	Hong Kong Exchanges and Clearing Ltd.	Hong Kong	2000/06/27
00050	Hong Kong Ferry (Holdings) Co. Ltd.	Hong Kong	n.a.
01273	Hong Kong Finance Group Ltd.	Cayman Islands	2013/10/02
00060	Hong Kong Food Investment Holdings Ltd.	Hong Kong	1992/12/16
00687	Hong Kong Int'l Construction Inv Management Group Co., Ltd.	Bermuda	1991/03/26
02882	Hong Kong Resources Holdings Co. Ltd.	Bermuda	2003/06/30
01001	Hong Kong Shanghai Alliance Holdings Ltd.	Bermuda	1994/02/18
01137	Hong Kong Television Network Ltd.	Hong Kong	1997/08/04
01822	HongDa Financial Holding Ltd.	Cayman Islands	2009/12/16
00196	Honghua Group Ltd.	Cayman Islands	2008/03/07
00045	Hongkong and Shanghai Hotels, Ltd., The	Hong Kong	n.a.
00655	Hongkong Chinese Ltd.	Bermuda	1992/10/12
06858	Honma Golf Ltd.	Cayman Islands	2016/10/06
02226	Honworld Group Ltd.	Cayman Islands	2014/01/28
02320	Hop Fung Group Holdings Ltd.	Cayman Islands	2003/09/24
00047	Hop Hing Group Holdings Ltd.	Cayman Islands	1988/11/16
00733	Hopefluent Group Holdings Ltd.	Cayman Islands	2004/07/15
00737	Hopewell Highway Infrastructure Ltd.	Cayman Islands	2003/08/06
00054	Hopewell Holdings Ltd.	Hong Kong	1972/08/21
00754	Hopson Development Holdings Ltd.	Bermuda	1998/05/27
02200	Hosa International Ltd.	Cayman Islands	2011/12/16
03869	Hospital Corporation of China Ltd.	Cayman Islands	2017/03/16
00005	HSBC Holdings plc	England	n.a.
00404	Hsin Chong Group Holdings Ltd.	Bermuda	1991/08/14
00587	Hua Han Health Industry Holdings Ltd.	Cayman Islands	2002/12/10
01347	Hua Hong Semiconductor Ltd.	Hong Kong	2014/10/15
00969	Hua Lien International (Holding) Co. Ltd.	Cayman Islands	2000/02/02
03638	Huabang Financial Holdings Ltd.	Cayman Islands	2013/09/09
00336	Huabao International Holdings Ltd.	Bermuda	1992/01/22
00816	Huadian Fuxin Energy Corporation Ltd. – H Shares	PRC	2012/06/28
01071	Huadian Power International Corporation Ltd. – H Shares	PRC	1999/06/30
02738	Huajin International Holdings Ltd.	Cayman Islands	2016/04/15
00377	Huajun Holdings Ltd.	Bermuda	1993/04/19
00505	Huan Yue Interactive Holdings Ltd.	Cayman Islands	2007/12/27
00902	Huaneng Power International, Inc. – H Shares	PRC	1998/01/21
00958	Huaneng Renewables Corporation Ltd. – H Shares	PRC	2011/06/10
01003	Huanxi Media Group Ltd.	Bermuda	1994/02/21
00993	Huarong International Financial Holdings Ltd.	Bermuda	1994/02/16
02277	Huarong Investment Stock Corporation Ltd.	Cayman Islands	2014/12/29
06886	Huatai Securities Co., Ltd. – H Shares	PRC	2015/06/01
01689	Huaxi Holdings Co. Ltd.	Cayman Islands	2013/12/06
00419	Huayi Tencent Entertainment Co. Ltd.	Cayman Islands	1987/07/08
01823	HUAYU Expressway Group Ltd.	Cayman Islands	2009/12/23
01673	Huazhang Technology Holding Ltd.	Cayman Islands	2013/05/16
06830	Huazhong In-Vehicle Holdings Co. Ltd.	Cayman Islands	2012/01/12
00428	Huge China Holdings Ltd.	Cayman Islands	1993/12/14
01303	Huili Resources (Group) Ltd.	Cayman Islands	2012/01/12
03698	Huishang Bank Corporation Ltd. – H shares	PRC	2013/11/12
01340	Huisheng International Holdings Ltd.	Cayman Islands	2014/02/28
01280	Huiyin Smart Community Co., Ltd.	Cayman Islands	2010/03/25
01419	Human Health Holdings Ltd.	Cayman Islands	2016/04/01
01446	Hung Fook Tong Group Holdings Ltd.	Cayman Islands	2014/07/04
00450	Hung Hing Printing Group Ltd.	Hong Kong	1992/03/16
00704	Huscoke Resources Holdings Ltd.	Bermuda	1991/05/27
00215	Hutchison Telecommunications Hong Kong Holdings Ltd.	Cayman Islands	2009/05/08
01188	Hybrid Kinetic Group Ltd.	Bermuda	1995/04/06
01396	Hydoo International Holding Ltd.	Cayman Islands	2013/10/31
00014	Hysan Development Co. Ltd.	Hong Kong	1981/09/18
00999	I.T Ltd.	Bermuda	2005/03/04
01547	IBI Group Holdings Ltd.	Cayman Islands	2016/10/14
02708	IBO Technology Co. Ltd.	Cayman Islands	2017/12/28
01097	i-CABLE Communications Ltd.	Hong Kong	1999/11/24
01460	ICO Group Ltd.	Cayman Islands	2015/03/18
00650	IDG Energy Investment Group Ltd.	Bermuda	1992/10/07
00167	IDT International Ltd.	Bermuda	1988/10/21
00799	IGG Inc	Cayman Islands	2013/10/18
00585	Imagi International Holdings Ltd.	Bermuda	1997/03/10
01970	IMAX China Holding, Inc.	Cayman Islands	2015/10/08
01076	Imperial Pacific International Holdings Ltd.	Bermuda	2002/02/11
00776	Imperium Group Global Holdings Ltd.	Cayman Islands	2005/10/13
01500	In Construction Holdings Ltd.	Cayman Islands	2015/04/16
01398	Industrial and Commercial Bank of China Ltd. – H Shares	PRC	2006/10/27
00640	Infinity Development Holdings Co. Ltd.	Cayman Islands	2010/08/12
01152	Infinity Financial Group (Holdings) Ltd.	Bermuda	2011/10/28
01649	Inner Mongolia Energy Engineering Co., Ltd. – H Shares	PRC	2017/07/18
03948	Inner Mongolia Yitai Coal Co., Ltd. – H Shares	PRC	2012/07/12
00399	Innovative Pharmaceutical Biotech Ltd.	Bermuda	2000/08/23
00596	Inspur International Ltd.	Cayman Islands	2004/04/29
00923	Integrated Waste Solutions Group Holdings Ltd.	Cayman Islands	2010/03/31
00147	International Business Settlement Holdings Ltd.	Bermuda	1988/06/06

List of listed companies on Main Board (continued)

End of 2017

Code	Company name	Incorporation	Listing date
01328	International Elite Ltd.	Cayman Islands	2007/10/16
01009	International Entertainment Corporation	Cayman Islands	2000/07/31
01373	International Housewares Retail Co. Ltd.	Cayman Islands	2013/09/25
00091	International Standard Resources Holdings Ltd.	Hong Kong	1981/06/29
01087	InvesTech Holdings Ltd.	Cayman Islands	2010/11/16
00929	IPE Group Ltd.	Cayman Islands	2004/11/01
01029	IRC Ltd.	Hong Kong	2010/10/21
00438	IRICO Group New Energy Co. Ltd. – H Shares	PRC	2004/12/20
01656	ISDN Holdings Ltd.	Singapore	2017/01/12
00199	ITC Properties Group Ltd.	Bermuda	1994/03/18
02633	Jacobson Pharma Corporation Ltd.	Cayman Islands	2016/09/21
01626	Jia Yao Holdings Ltd.	Cayman Islands	2014/06/27
00602	Jiahua Stores Holdings Ltd.	Cayman Islands	2007/05/21
00865	Jiande International Holdings Ltd.	Cayman Islands	2000/12/29
01366	Jiangnan Group Ltd.	Cayman Islands	2012/04/20
00177	Jiangsu Expressway Co. Ltd. – H Shares	PRC	1997/06/27
00358	Jiangxi Copper Co. Ltd. – H Shares	PRC	1997/06/12
01285	Jiashili Group Ltd.	Cayman Islands	2014/09/25
02768	Jiayuan International Group Ltd.	Cayman Islands	2016/03/08
06122	Jilin Jiutai Rural Commercial Bank Corporation Ltd. – H Shares	PRC	2017/01/12
02362	Jinchuan Group International Resources Co. Ltd.	Cayman Islands	2003/10/27
01862	Jingrui Holdings Ltd.	Cayman Islands	2013/10/31
00137	Jinhui Holdings Co. Ltd.	Hong Kong	1991/12/06
06139	Jinmao (China) Hotel Investments and Management Ltd.	Cayman Islands	2014/07/02
02358	Jiu Rong Holdings Ltd.	Cayman Islands	2004/07/15
01495	Jiyi Household International Holdings Ltd.	Cayman Islands	2015/11/06
03306	JNBY Design Ltd.	Cayman Islands	2016/10/31
00179	Johnson Electric Holdings Ltd.	Bermuda	1984/07/11
02028	Jolimark Holdings Ltd.	Cayman Islands	2005/06/29
00207	Joy City Property Ltd.	Bermuda	1973/03/06
00647	Joyce Boutique Holdings Ltd.	Bermuda	1990/10/16
03336	Ju Teng International Holdings Ltd.	Cayman Islands	2005/11/03
01459	Jujiang Construction Group Co., Ltd. – H Shares	PRC	2016/01/12
00397	Jun Yang Financial Holdings Ltd.	Bermuda	1993/10/13
00758	Junefield Department Store Group Ltd.	Bermuda	1999/12/03
03303	Jutal Offshore Oil Services Ltd.	Cayman Islands	2006/09/21
00675	K & P International Holdings Ltd.	Bermuda	1997/01/02
01557	K. H. Group Holdings Ltd.	Cayman Islands	2016/03/18
00173	K. Wah International Holdings Ltd.	Bermuda	1987/02/06
00822	Ka Shui International Holdings Ltd.	Cayman Islands	2007/06/27
00180	Kader Holdings Co. Ltd.	Bermuda	1985/05/24
01215	Kai Yuan Holdings Ltd.	Bermuda	1997/01/17
01638	Kaisa Group Holdings Ltd.	Cayman Islands	2009/12/09
02225	Kakiko Group Ltd.	Cayman Islands	2017/10/17
02307	Kam Hing International Holdings Ltd.	Cayman Islands	2004/09/23
06136	Kangda International Environmental Co. Ltd.	Cayman Islands	2014/07/04
01059	Kantone Holdings Ltd.	Cayman Islands	1997/01/23
01050	Karrie International Holdings Ltd.	Bermuda	1996/12/16
00496	Kasen International Holdings Ltd.	Cayman Islands	2005/10/20
00847	KAZ Minerals PLC	England	2011/06/29
00184	Keck Seng Investments (Hong Kong) Ltd.	Hong Kong	1973/02/24
02011	KEE Holdings Co. Ltd.	Cayman Islands	2011/01/12
00464	Kenford Group Holdings Ltd.	Cayman Islands	2005/06/16
00636	Kerry Logistics Network Ltd.	Bermuda	2013/12/19
00683	Kerry Properties Ltd.	Bermuda	1996/08/05
03816	KFM Kingdom Holdings Ltd.	Cayman Islands	2012/10/15
03830	Kiddieland International Ltd.	Cayman Islands	2017/09/21
02122	Kidsland International Holdings Ltd.	Cayman Islands	2017/11/10
01722	Kin Pang Holdings Ltd.	Cayman Islands	2017/12/15
01630	Kin Shing Holdings Ltd.	Cayman Islands	2017/06/16
00638	Kin Yat Holdings Ltd.	Bermuda	1997/05/01
01277	Kinetic Mines and Energy Ltd.	Cayman Islands	2012/03/23
00280	King Fook Holdings Ltd.	Hong Kong	1988/03/28
00663	King Stone Energy Group Ltd.	Hong Kong	1990/11/30
01421	Kingbo Strike Ltd.	Cayman Islands	2013/12/30
00148	Kingboard Chemical Holdings Ltd.	Cayman Islands	1993/10/08
01888	Kingboard Laminates Holdings Ltd.	Cayman Islands	2006/12/07
00268	Kingdee International Software Group Co. Ltd.	Cayman Islands	2005/07/20
00528	Kingdom Holdings Ltd.	Cayman Islands	2006/12/12
01170	Kingmaker Footwear Holdings Ltd.	Bermuda	1994/09/29
06822	King's Flair International (Holdings) Ltd.	Cayman Islands	2015/01/16
03888	Kingsoft Corporation Ltd.	Cayman Islands	2007/10/09
01031	Kingston Financial Group Ltd.	Bermuda	1996/07/23
01195	Kingwell Group Ltd.	Cayman Islands	2003/01/20
01110	Kingworld Medicines Group Ltd.	Cayman Islands	2010/11/25
00381	Kiu Hung International Holdings Ltd.	Cayman Islands	2001/01/22
00550	KK Culture Holdings Ltd.	Bermuda	2007/07/23
00827	Ko Yo Chemical (Group) Ltd.	Cayman Islands	2003/07/10
00295	Kong Sun Holdings Ltd.	Hong Kong	1970/11/28
03709	Koradior Holdings Ltd.	Cayman Islands	2014/06/27
00034	Kowloon Development Co. Ltd.	Hong Kong	1995/07/04
02663	KPa-BM Holdings Ltd.	Cayman Islands	2015/10/08
00439	KuangChi Science Ltd.	Bermuda	1992/03/11
00135	Kunlun Energy Co. Ltd.	Bermuda	1973/03/13
03768	Kunming Dianchi Water Treatment Co., Ltd. – H Shares	PRC	2017/04/06
06877	KVB Kunlun Financial Group Ltd.	Cayman Islands	2013/07/03

List of listed companies on Main Board (continued)

End of 2017

Code	Company name	Incorporation	Listing date
01559	Kwan On Holdings Ltd.	Cayman Islands	2015/03/27
01813	KWG Property Holding Ltd.	Cayman Islands	2007/07/03
00306	Kwoon Chung Bus Holdings Ltd.	Bermuda	1996/09/25
00558	L.K. Technology Holdings Ltd.	Cayman Islands	2006/10/16
01262	Labixiaoxin Snacks Group Ltd.	Bermuda	2011/12/09
01125	Lai Fung Holdings Ltd.	Cayman Islands	1997/11/28
02266	Lai Si Enterprise Holding Ltd.	Cayman Islands	2017/02/10
00488	Lai Sun Development Co. Ltd.	Hong Kong	1988/03/11
00191	Lai Sun Garment (International) Ltd.	Hong Kong	1987/12/03
00411	Lam Soon (Hong Kong) Ltd.	Hong Kong	1972/10/31
01041	Lamtex Holdings Ltd.	Bermuda	1996/12/27
00582	Landing International Development Ltd.	Bermuda	2002/04/30
00106	Landsea Green Properties Co., Ltd.	Bermuda	1986/03/24
01270	Langham Hospitality Investments Ltd.	Cayman Islands	2013/05/30
00503	Lansen Pharmaceutical Holdings Ltd.	Cayman Islands	2010/05/07
01533	Lanzhou Zhuangyuan Pasture Co., Ltd. – H Shares	PRC	2015/10/15
02488	Launch Tech Co. Ltd. – H Shares	PRC	2002/10/07
00738	Le Saunda Holdings Ltd.	Bermuda	1992/12/11
01499	LEAP Holdings Group Ltd.	Cayman Islands	2015/09/02
00746	Lee & Man Chemical Co. Ltd.	Cayman Islands	2002/01/16
02314	Lee & Man Paper Manufacturing Ltd.	Cayman Islands	2003/09/26
00068	Lee Hing Development Ltd.	Hong Kong	1972/11/09
00637	Lee Kee Holdings Ltd.	Cayman Islands	2006/10/04
00387	Leeport (Holdings) Ltd.	Bermuda	2003/07/10
00950	Lee's Pharmaceutical Holdings Ltd.	Cayman Islands	2002/07/15
03396	Legend Holdings Corporation – H Shares	PRC	2015/06/29
01355	Legend Strategy International Holdings Group Co. Ltd.	Cayman Islands	2011/07/15
00992	Lenovo Group Ltd.	Hong Kong	1994/02/14
00842	Leoch International Technology Ltd.	Cayman Islands	2010/11/16
01225	Lerado Financial Group Co. Ltd.	Bermuda	1998/12/18
01089	Leyou Technologies Holdings Ltd.	Cayman Islands	2011/01/11
01730	LHN Ltd.	Singapore	2017/12/29
00494	Li & Fung Ltd.	Bermuda	1992/07/01
02331	Li Ning Co. Ltd.	Cayman Islands	2004/06/28
00980	Lianhua Supermarket Holdings Co., Ltd. – H Shares	PRC	2003/06/27
00928	Life Healthcare Group Ltd.	Cayman Islands	2002/04/29
02136	Lifestyle China Group Ltd.	Cayman Islands	2016/07/15
01212	Lifestyle International Holdings Ltd.	Cayman Islands	2004/04/15
01302	LifeTech Scientific Corporation	Cayman Islands	2011/11/10
00784	Ling Yui Holdings Ltd.	Cayman Islands	2017/12/28
03330	Lingbao Gold Group Co. Ltd. – H Shares	PRC	2006/01/12
01127	Lion Rock Group Ltd.	Bermuda	2011/07/25
00156	Lippo China Resources Ltd.	Hong Kong	n.a.
00226	Lippo Ltd.	Hong Kong	n.a.
00526	Lisi Group (Holdings) Ltd.	Bermuda	1995/10/11
00194	Liu Chong Hing Investment Ltd.	Hong Kong	1972/11/13
01513	Livzon Pharmaceutical Group Inc. – H Shares	PRC	2014/01/16
00973	L'Occitane International S.A.	Luxembourg	2010/05/07
03380	Logan Property Holdings Co. Ltd.	Cayman Islands	2013/12/20
00960	Longfor Properties Co. Ltd.	Cayman Islands	2009/11/19
01281	LongiTech Smart Energy Holding Ltd.	Cayman Islands	2012/01/12
02898	Longrun Tea Group Co. Ltd.	Cayman Islands	2002/09/05
03339	Lonking Holdings Ltd.	Cayman Islands	2005/11/17
00988	Loudong General Nice Resources (China) Holdings Ltd.	Bermuda	1994/01/21
00112	LT Commercial Real Estate Ltd.	Hong Kong	1972/12/06
00311	Luen Thai Holdings Ltd.	Cayman Islands	2004/07/15
00590	Luk Fook Holdings (International) Ltd.	Bermuda	1997/05/06
00366	Luks Group (Vietnam Holdings) Co., Ltd.	Bermuda	1987/01/07
00255	Lung Kee (Bermuda) Holdings Ltd.	Bermuda	1993/03/05
01108	Luoyang Glass Co. Ltd. – H Shares	PRC	1994/07/08
02186	Luye Pharma Group Ltd.	Bermuda	2014/07/09
01461	LUZHENG FUTURES Co. Ltd. – H shares	PRC	2015/07/07
02281	Luzhou Xinglu Water (Group) Co., Ltd. – H Shares	PRC	2017/03/31
00095	LVGEM (China) Real Estate Investment Co. Ltd.	Cayman Islands	2005/12/02
00323	Maanshan Iron & Steel Co. Ltd. – H Shares	PRC	1993/11/03
01680	Macau Legend Development Ltd.	Cayman Islands	2013/07/05
00201	Magnificent Hotel Investments Ltd.	Hong Kong	1972/11/17
01100	Mainland Headwear Holdings Ltd.	Bermuda	2000/12/13
01389	Major Holdings Ltd.	Cayman Islands	2014/01/10
02193	Man King Holdings Ltd.	Cayman Islands	2015/07/03
00938	Man Sang International Ltd.	Bermuda	1997/09/26
01999	Man Wah Holdings Ltd.	Bermuda	2010/04/09
00894	Man Yue Technology Holdings Ltd.	Bermuda	1997/03/05
01561	Manfield Chemical Holdings Ltd.	Cayman Islands	2015/12/01
00945	Manulife Financial Corporation	Canada	1999/09/27
00848	Maoye International Holdings Ltd.	Cayman Islands	2008/05/05
00273	Mason Group Holdings Ltd.	Hong Kong	n.a.
00275	Master Glory Group Ltd.	Bermuda	1991/12/16
01005	Matrix Holdings Ltd.	Bermuda	1994/02/18
01037	Maxnerva Technology Services Ltd.	Bermuda	1994/04/14
01116	Mayer Holdings Ltd.	Cayman Islands	2004/06/21
00685	Media Chinese International Ltd.	Bermuda	1991/03/22
01360	Mega Expo Holdings Ltd.	Cayman Islands	2013/11/06
00876	Mega Medical Technology Ltd.	Bermuda	1997/04/10
00391	Mei Ah Entertainment Group Ltd.	Bermuda	1993/10/18
02327	Meilleure Health International Industry Group Ltd.	Bermuda	2003/10/14

List of listed companies on Main Board (continued)

End of 2017

Code	Company name	Incorporation	Listing date
01357	Meitu, Inc.	Cayman Islands	2016/12/15
00158	Melbourne Enterprises Ltd.	Hong Kong	1972/08/29
00200	Melco International Development Ltd.	Hong Kong	n.a.
01629	Mengke Holdings Ltd.	Cayman Islands	2016/11/25
01618	Metallurgical Corporation of China Ltd. – H Shares	PRC	2009/09/24
00022	Mexan Ltd.	Bermuda	1972/12/14
02282	MGM China Holdings Ltd.	Cayman Islands	2011/06/03
00853	MicroPort Scientific Corporation	Cayman Islands	2010/09/24
01985	Microware Group Ltd.	Cayman Islands	2017/03/08
01021	Midas Holdings Ltd.	Singapore	2010/10/06
01172	Midas International Holdings Ltd.	Cayman Islands	1996/06/12
01200	Midland Holdings Ltd.	Bermuda	1995/06/08
00459	Midland IC&I Ltd.	Cayman Islands	2001/03/15
01555	MIE Holdings Corporation	Cayman Islands	2010/12/14
01247	Miko International Holdings Ltd.	Cayman Islands	2014/01/15
01150	Milan Station Holdings Ltd.	Cayman Islands	2011/05/23
01667	Milestone Builder Holdings Ltd.	Cayman Islands	2017/04/07
00222	Min Xin Holdings Ltd.	Hong Kong	1982/06/28
03828	Ming Fai International Holdings Ltd.	Cayman Islands	2007/11/02
00846	Mingfa Group (International) Co. Ltd.	Cayman Islands	2009/11/13
00233	Mingyuan Medicare Development Co. Ltd.	Bermuda	1986/03/19
00230	Minmetals Land Ltd.	Bermuda	1991/12/20
01569	Minsheng Education Group Co. Ltd.	Cayman Islands	2017/03/22
00425	Minth Group Ltd.	Cayman Islands	2005/12/01
00071	Miramar Hotel & Investment Co. Ltd.	Hong Kong	n.a.
01208	MMG Ltd.	Hong Kong	1994/12/15
00947	MOBI Development Co., Ltd.	Cayman Islands	2009/12/17
01213	Mobicon Group Ltd.	Bermuda	2001/05/07
01439	Mobile Internet (China) Holdings Ltd.	Cayman Islands	2014/01/13
00919	Modern Beauty Salon Holdings Ltd.	Cayman Islands	2006/02/09
03600	Modern Dental Group Ltd.	Cayman Islands	2015/12/15
01107	Modern Land (China) Co., Ltd.	Cayman Islands	2013/07/12
00072	Modern Media Holdings Ltd.	Cayman Islands	2009/09/09
00130	Moiselle International Holdings Ltd.	Cayman Islands	2002/02/11
00276	Mongolia Energy Corporation Ltd.	Bermuda	1972/08/23
00975	Mongolian Mining Corporation	Cayman Islands	2010/10/13
01575	Morris Holdings Ltd.	Cayman Islands	2017/01/12
00066	MTR Corporation Ltd.	Hong Kong	2000/10/05
00898	Multifield International Holdings Ltd.	Bermuda	1998/07/31
01194	Munsun Capital Group Ltd.	Bermuda	2004/10/12
03918	NagaCorp Ltd.	Cayman Islands	2006/10/19
01982	Nameson Holdings Ltd.	Cayman Islands	2016/04/12
00680	Nan Hai Corporation Ltd.	Bermuda	1991/02/13
01229	Nan Nan Resources Enterprise Ltd.	Bermuda	1995/04/13
01617	Nanfeng Communication Holdings Ltd.	Cayman Islands	2016/12/12
00553	Nanjing Panda Electronics Co. Ltd. – H Shares	PRC	1996/05/02
01708	Nanjing Sample Technology Co. Ltd. – H Shares	PRC	2004/06/09
03332	Nanjing Sinolife United Co. Ltd. – H Shares	PRC	2014/01/15
00212	Nanyang Holdings Ltd.	Bermuda	1954/09/15
01236	National Agricultural Holdings Ltd.	Cayman Islands	1999/12/17
00213	National Electronics Holdings Ltd.	Bermuda	1985/02/04
01227	National Investments Fund Ltd.	Cayman Islands	2002/09/27
00254	National United Resources Holdings Ltd.	Hong Kong	1972/11/16
00157	Natural Beauty Bio-Technology Ltd.	Cayman Islands	2002/03/28
00462	Natural Dairy (NZ) Holdings Ltd.	Cayman Islands	2005/06/10
02083	Nature Home Holding Co. Ltd.	Cayman Islands	2011/05/26
01868	Neo-Neon Holdings Ltd.	Cayman Islands	2006/12/15
00777	NetDragon Websoft Holdings Ltd.	Cayman Islands	2008/06/24
00234	New Century Group Hong Kong Ltd.	Bermuda	1972/11/24
01518	New Century Healthcare Holding Co. Ltd.	Cayman Islands	2017/01/18
01336	New China Life Insurance Co. Ltd. – H Shares	PRC	2011/12/15
00456	New City Development Group Ltd.	Cayman Islands	1993/07/14
02221	New Concepts Holdings Ltd.	Cayman Islands	2014/09/19
00360	New Focus Auto Tech Holdings Ltd.	Cayman Islands	2005/02/28
02326	New Provenance Everlasting Holdings Ltd.	Bermuda	2003/03/03
06108	New Ray Medicine International Holding Ltd.	Bermuda	2013/10/25
00472	New Silkroad Culturaltainment Ltd.	Bermuda	1988/01/29
00299	New Sports Group Ltd.	Cayman Islands	2004/04/30
00166	New Times Energy Corporation Ltd.	Bermuda	1998/10/13
00436	New Universe Environmental Group Ltd.	Cayman Islands	2000/05/18
00825	New World Department Store China Ltd.	Cayman Islands	2007/07/12
00017	New World Development Co. Ltd.	Hong Kong	1972/11/23
00055	Neway Group Holdings Ltd.	Bermuda	1992/09/10
00342	NewOcean Energy Holdings Ltd.	Bermuda	1993/03/03
01231	Newton Resources Ltd.	Cayman Islands	2011/07/04
01323	Newtree Group Holdings Ltd.	Cayman Islands	2011/01/13
00282	Next Digital Ltd.	Hong Kong	n.a.
01316	Nexteer Automotive Group Ltd.	Cayman Islands	2013/10/07
01047	Ngai Hing Hong Co. Ltd.	Bermuda	1994/04/25
02889	Nickel Resources International Holdings Co. Ltd.	Cayman Islands	2005/05/19
02689	Nine Dragons Paper (Holdings) Ltd.	Bermuda	2006/03/03
00009	Nine Express Ltd.	Bermuda	2001/09/12
01245	Niraku GC Holdings, Inc.	Japan	2015/04/08
01475	Nissin Foods Co. Ltd.	Hong Kong	2017/12/11
03773	NNK Group Ltd.	Cayman Islands	2016/01/07
02322	Noble Century Investment Holdings Ltd.	Bermuda	2003/04/09

List of listed companies on Main Board (continued)

End of 2017

Code	Company name	Incorporation	Listing date
00433	North Mining Shares Co. Ltd.	Bermuda	n.a.
00042	Northeast Electric Development Co. Ltd. – H Shares	PRC	1995/07/06
02222	NVC Lighting Holding Ltd.	Cayman Islands	2010/05/20
00659	NWS Holdings Ltd.	Bermuda	1997/04/25
00860	O Luxe Holdings Ltd.	Cayman Islands	2002/09/03
00329	OCI International Holdings Ltd.	Cayman Islands	2001/05/09
01319	Oi Wah Pawnshop Credit Holdings Ltd.	Cayman Islands	2013/03/12
01655	Okura Holdings Ltd.	Hong Kong	2017/05/15
06123	On Time Logistics Holdings Ltd.	Cayman Islands	2014/07/11
00426	One Media Group Ltd.	Cayman Islands	2005/10/18
00877	O-Net Technologies (Group) Ltd.	Cayman Islands	2010/04/29
01140	OP Financial Investments Ltd.	Cayman Islands	2003/03/20
01132	Orange Sky Golden Harvest Entertainment (Holdings) Ltd.	Bermuda	1994/11/23
00316	Orient Overseas (International) Ltd.	Bermuda	1992/07/31
00265	Orient Victory Travel Group Co. Ltd.	Cayman Islands	n.a.
00430	Oriental Explorer Holdings Ltd.	Bermuda	1993/03/30
00018	Oriental Press Group Ltd.	Hong Kong	1987/08/18
00398	Oriental Watch Holdings Ltd.	Bermuda	1993/10/12
06899	Ourgame International Holdings Ltd.	Cayman Islands	2014/06/30
03366	Overseas Chinese Town (Asia) Holdings Ltd.	Cayman Islands	2005/11/02
02014	Ozner Water International Holding Ltd.	Cayman Islands	2014/06/17
00574	Pa Shun International Holdings Ltd.	Cayman Islands	2015/06/19
01174	Pacific Andes International Holdings Ltd.	Bermuda	1994/10/03
02343	Pacific Basin Shipping Ltd.	Bermuda	2004/07/14
00432	Pacific Century Premium Developments Ltd.	Bermuda	1993/09/20
00543	Pacific Online Ltd.	Cayman Islands	2007/12/18
00767	Pacific Plywood Holdings Ltd.	Bermuda	1995/11/20
01382	Pacific Textiles Holdings Ltd.	Cayman Islands	2007/05/18
01010	PacRay International Holdings Ltd.	Bermuda	1994/02/18
00239	Pak Fah Yeow International Ltd.	Bermuda	1991/12/18
02668	Pak Tak International Ltd.	Bermuda	2001/12/06
00495	Paladin Ltd.	Bermuda	1988/07/20
00617	Paliburg Holdings Ltd.	Bermuda	1993/12/17
00556	Pan Asia Environmental Protection Group Ltd.	Cayman Islands	2007/12/21
02078	PanAsialum Holdings Co. Ltd.	Cayman Islands	2013/02/05
00686	Panda Green Energy Group Ltd.	Bermuda	2000/04/13
01611	Pantronics Holdings Ltd.	British Virgin Islands	2016/11/21
01180	Paradise Entertainment Ltd.	Bermuda	1997/01/20
03368	Parkson Retail Group Ltd.	Cayman Islands	2005/11/30
00327	PAX Global Technology Ltd.	Bermuda	2010/12/20
01263	PC Partner Group Ltd.	Cayman Islands	2012/01/12
00008	PCCW Ltd.	Hong Kong	1994/10/18
00402	Peace Map Holding Ltd.	Bermuda	2006/03/14
00632	Pearl Oriental Oil Ltd.	Bermuda	1993/04/30
01326	Pegasus Entertainment Holdings Ltd.	Cayman Islands	2012/10/31
00676	Pegasus International Holdings Ltd.	Bermuda	1996/10/11
00618	Peking University Resources (Holdings) Co. Ltd.	Bermuda	1991/10/07
00725	Perennial International Ltd.	Bermuda	1996/12/30
03326	Perfect Group International Holdings Ltd.	Cayman Islands	2016/01/04
01830	Perfect Shape Beauty Technology Ltd.	Cayman Islands	2012/02/10
00765	Perfectech International Holdings Ltd.	Bermuda	1992/10/23
03395	Persta Resources Inc.	Canada	2017/03/10
00857	PetroChina Co. Ltd. – H Shares	PRC	2000/04/07
02178	Petro-king Oilfield Services Ltd.	British Virgin Islands	2013/03/06
02008	Phoenix Satellite Television Holdings Ltd.	Cayman Islands	2000/06/30
02328	PICC Property and Casualty Co. Ltd. – H Shares	PRC	2003/11/06
00752	Pico Far East Holdings Ltd.	Cayman Islands	1992/09/28
01989	Pine Care Group Ltd.	Cayman Islands	2017/02/15
01079	Pine Technology Holdings Ltd.	Bermuda	1999/11/26
00804	Pinestone Captial Ltd.	Cayman Islands	2015/06/12
02318	Ping An Insurance (Group) Co. of China, Ltd. – H Shares	PRC	2004/06/24
00231	Ping An Securities Group (Holdings) Ltd.	Bermuda	n.a.
00224	Pioneer Global Group Ltd.	Bermuda	n.a.
00635	Playmates Holdings Ltd.	Bermuda	1994/01/06
00869	Playmates Toys Ltd.	Bermuda	2008/02/01
01523	Plover Bay Technologies Ltd.	Cayman Islands	2016/07/13
00225	Pokfulam Development Co. Ltd.	Hong Kong	1972/12/19
03636	Poly Culture Group Corporation Ltd. – H Shares	PRC	2014/03/06
00119	Poly Property Group Co., Ltd.	Hong Kong	1973/08/30
00208	Polytec Asset Holdings Ltd.	Cayman Islands	1998/09/09
00589	Portico International Holdings Ltd.	Bermuda	2003/10/31
01658	Postal Savings Bank of China Co., Ltd. – H Shares	PRC	2016/09/28
03813	Pou Sheng International (Holdings) Ltd.	Bermuda	2008/06/06
00006	Power Assets Holdings Ltd.	Hong Kong	n.a.
01238	Powerlong Real Estate Holdings Ltd.	Cayman Islands	2009/10/14
01913	PRADA S.p.A.	Italy	2011/06/24
01651	Precision Tsugami (China) Corporation Ltd.	Cayman Islands	2017/09/25
00789	Primeview Holdings Ltd.	Bermuda	2008/05/16
01581	Progressive Path Group Holdings Ltd.	Cayman Islands	2016/12/08
06816	Prosper Construction Holdings Ltd.	Cayman Islands	2016/07/20
01470	Prosper One International Holdings Co. Ltd.	Cayman Islands	2015/05/12
00803	Prosperity International Holdings (H.K.) Ltd.	Bermuda	2001/08/02
00310	Prosperity Investment Holdings Ltd.	Bermuda	1992/12/21
02378	Prudential plc	England	2010/05/25
00372	PT International Development Corporation Ltd.	Bermuda	1992/02/13
00626	Public Financial Holdings Ltd.	Bermuda	1991/10/03

List of listed companies on Main Board (continued)

End of 2017

Code	Company name	Incorporation	Listing date
01498	PuraPharm Corporation Ltd.	Cayman Islands	2015/07/08
01720	Putian Communication Group Ltd.	Cayman Islands	2017/11/09
01358	PW Medtech Group Ltd.	Cayman Islands	2013/11/08
00498	PYI Corporation Ltd.	Bermuda	1993/09/21
01478	Q Technology (Group) Co. Ltd.	Cayman Islands	2014/12/02
00911	Qianhai Health Holdings Ltd.	Cayman Islands	2014/06/27
00499	Qingdao Holdings International Ltd.	Bermuda	1988/07/22
06198	Qingdao Port International Co., Ltd. – H Shares	PRC	2014/06/06
01122	Qingling Motors Co. Ltd. – H Shares	PRC	1994/08/17
03369	Qinhuangdao Port Co., Ltd. – H Shares	PRC	2013/12/12
01583	Qinqin Foodstuffs Group (Cayman) Co. Ltd.	Cayman Islands	2016/07/08
00243	QPL International Holdings Ltd.	Bermuda	1987/01/20
01348	Quali-Smart Holdings Ltd.	Cayman Islands	2013/01/23
01577	Quanzhou Huixin Micro-credit Co., Ltd. – H Shares	PRC	2016/09/30
00229	Raymond Industrial Ltd.	Hong Kong	1984/11/22
01337	Razer Inc.	Cayman Islands	2017/11/13
00246	Real Gold Mining Ltd.	Cayman Islands	2009/02/23
02010	Real Nutriceutical Group Ltd.	Cayman Islands	2010/02/19
01196	Realord Group Holdings Ltd.	Bermuda	1997/01/20
01528	Red Star Macalline Group Corporation Ltd. – H Shares	PRC	2015/06/26
01622	Redco Properties Group Ltd.	Cayman Islands	2014/01/30
01631	REF Holdings Ltd.	Cayman Islands	2015/09/25
00078	Regal Hotels International Holdings Ltd.	Bermuda	n.a.
00575	Regent Pacific Group Ltd.	Cayman Islands	1997/05/19
02199	Regina Miracle International (Holdings) Ltd.	Cayman Islands	2015/10/08
01387	Renhe Commercial Holdings Co. Ltd.	Cayman Islands	2008/10/22
03628	RENHENG Enterprise Holdings Ltd.	Cayman Islands	2011/11/18
00885	Rentian Technology Holdings Ltd.	Cayman Islands	2001/07/12
00555	REXLot Holdings Ltd.	Bermuda	2000/09/28
00070	Rich Goldman Holdings Ltd.	Hong Kong	n.a.
00313	Richly Field China Development Ltd.	Bermuda	1993/01/05
01526	Rici Healthcare Holdings Ltd.	Cayman Islands	2016/10/06
01679	Risecomm Group Holdings Ltd.	Cayman Islands	2017/06/09
00281	Rivera (Holdings) Ltd.	Hong Kong	1973/01/23
01417	Riverine China Holdings Ltd.	Cayman Islands	2017/12/11
00932	RM Group Holdings Ltd.	Cayman Islands	2013/10/11
01098	Road King Infrastructure Ltd.	Bermuda	1996/07/04
00888	RoadShow Holdings Ltd.	Bermuda	2001/06/28
03301	Ronshine China Holdings Ltd.	Cayman Islands	2016/01/13
00578	Rosan Resources Holdings Ltd.	Bermuda	1997/05/15
01189	Rosedale Hotel Holdings Ltd.	Bermuda	1997/10/06
01683	Royal China International Holdings Ltd.	Cayman Islands	2015/09/08
03789	Royal Deluxe Holdings Ltd.	Cayman Islands	2017/02/08
01198	Royale Furniture Holdings Ltd.	Cayman Islands	2002/05/15
00724	Ruixin International Holdings Ltd.	Bermuda	2000/07/03
02288	Rykadan Capital Ltd.	Cayman Islands	2009/08/21
00251	S E A Holdings Ltd.	Bermuda	1973/10/03
01695	S&P International Holding Ltd.	Cayman Islands	2017/07/11
01255	S. Culture International Holdings Ltd.	Cayman Islands	2013/07/11
01184	S.A.S. Dragon Holdings Ltd.	Bermuda	1994/10/17
00178	Sa Sa International Holdings Ltd.	Cayman Islands	1997/06/13
00237	Safety Godown Co. Ltd.	Hong Kong	1973/01/09
03822	Sam Woo Construction Group Ltd.	Cayman Islands	2014/10/16
00531	Samson Holding Ltd.	Cayman Islands	2005/11/17
00731	Samson Paper Holdings Ltd.	Bermuda	1995/12/01
01910	Samsonite International S.A.	Luxembourg	2011/06/16
00236	San Miguel Brewery Hong Kong Ltd.	Hong Kong	n.a.
01889	Sanai Health Industry Group Co. Ltd.	Cayman Islands	2007/02/01
00482	Sandmartin International Holdings Ltd.	Bermuda	2005/05/12
01928	Sands China Ltd.	Cayman Islands	2009/11/30
01660	Sanroc International Holdings Ltd.	Cayman Islands	2017/02/10
02183	Sansheng Holdings (Group) Co. Ltd.	Cayman Islands	2013/09/12
00631	Sany Heavy Equipment International Holdings Co. Ltd.	Cayman Islands	2009/11/25
01399	Scud Group Ltd.	Cayman Islands	2006/12/21
01709	Season Pacific Holdings Ltd.	Cayman Islands	2015/10/07
00205	SEEC Media Group Ltd.	Bermuda	1993/01/05
00981	Semiconductor Manufacturing International Corporation	Cayman Islands	2004/03/18
01447	SFK Construction Holdings Ltd.	Bermuda	2015/12/10
01367	SFund International Holdings Ltd.	Cayman Islands	2014/07/11
01637	SH Group (Holdings) Ltd.	Cayman Islands	2017/01/03
01812	Shandong Chenming Paper Holdings Ltd. – H Shares	PRC	2008/06/18
01697	Shandong International Trust Co., Ltd. – H Shares	PRC	2017/12/08
00568	Shandong Molong Petroleum Machinery Co. Ltd. – H Shares	PRC	2007/02/07
01066	Shandong Weigao Group Medical Polymer Co. Ltd. – H Shares	PRC	2004/02/27
00719	Shandong Xinhua Pharmaceutical Co. Ltd. – H Shares	PRC	1996/12/31
01103	Shanghai Dasheng Agriculture Finance Technology Co. Ltd – H Sh	PRC	2005/07/13
01635	Shanghai Dazhong Public Utilities (Group) Co., Ltd. – H Shs	PRC	2016/12/05
02727	Shanghai Electric Group Co. Ltd. – H Shares	PRC	2005/04/28
02196	Shanghai Fosun Pharmaceutical (Group) Co., Ltd. – H Shares	PRC	2012/10/30
01385	Shanghai Fudan Microelectronics Group Co. Ltd. – H Shares	PRC	2000/08/04
01349	Shanghai Fudan-Zhangjiang Bio-Pharmaceutical Co. Ltd. – H Shs	PRC	2002/08/13
06826	Shanghai Haohai Biological Technology Co., Ltd. – H Shares	PRC	2015/04/30
00363	Shanghai Industrial Holdings Ltd.	Hong Kong	1996/05/30
00563	Shanghai Industrial Urban Development Group Ltd.	Bermuda	1993/09/10
00770	Shanghai International Shanghai Growth Investment Ltd.	Cayman Islands	1993/11/30
02006	Shanghai Jin Jiang Int'l Hotels (Group) Co. Ltd. – H Shares	PRC	2006/12/15

List of listed companies on Main Board (continued)

End of 2017

Code	Company name	Incorporation	Listing date
06116	Shanghai La Chapelle Fashion Co., Ltd. – H Shares	PRC	2014/10/09
02607	Shanghai Pharmaceuticals Holding Co., Ltd. – H Shares	PRC	2011/05/20
02345	Shanghai Prime Machinery Co. Ltd. – H Shares	PRC	2006/04/27
00755	Shanghai Zendai Property Ltd.	Bermuda	1992/10/27
00069	Shangri-La Asia Ltd.	Bermuda	1993/06/17
01178	Share Economy Group Ltd.	Cayman Islands	2003/02/10
00953	Shaw Brothers Holdings Ltd.	Cayman Islands	2010/02/01
01335	Sheen Tai Holdings Group Co. Ltd.	Cayman Islands	2012/07/13
00851	Sheng Yuan Holdings Ltd.	Bermuda	1998/12/02
02066	Shengjing Bank Co., Ltd. – H Shares	PRC	2014/12/29
01080	Shengli Oil & Gas Pipe Holdings Ltd.	Cayman Islands	2009/12/18
00829	Shenguan Holdings (Group) Ltd.	Cayman Islands	2009/10/13
00300	Shenji Group Kunming Machine Tool Co. Ltd. – H Shares	PRC	1993/12/07
00218	Shenwan Hongyuan (H.K.) Ltd.	Hong Kong	n.a.
00747	Shenyang Public Utility Holdings Co. Ltd. – H Shares	PRC	1999/12/16
00548	Shenzhen Expressway Co. Ltd. – H Shares	PRC	1997/03/12
00152	Shenzhen International Holdings Ltd.	Bermuda	1972/09/25
00604	Shenzhen Investment Ltd.	Hong Kong	1997/03/07
02313	Shenzhou International Group Holdings Ltd.	Cayman Islands	2005/11/24
01633	Sheung Yue Group Holdings Ltd.	Cayman Islands	2016/11/11
01831	ShiFang Holding Ltd.	Cayman Islands	2010/12/03
00813	Shimao Property Holdings Ltd.	Cayman Islands	2006/07/05
00312	Shirble Department Store Holdings (China) Ltd.	Cayman Islands	2010/11/17
01647	SHIS Ltd.	Cayman Islands	2017/03/30
00666	SHK Hong Kong Industries Ltd.	Hong Kong	1990/12/21
00103	Shougang Concord Century Holdings Ltd.	Hong Kong	1992/04/09
00730	Shougang Concord Grand (Group) Ltd.	Bermuda	1991/08/08
00697	Shougang Concord International Enterprises Co. Ltd.	Hong Kong	1991/04/30
00639	Shougang Fushan Resources Group Ltd.	Hong Kong	1990/10/02
01706	Shuang Yun Holdings Ltd.	Cayman Islands	2017/11/15
01241	Shuanghua Holdings Ltd.	Cayman Islands	2011/06/30
00272	Shui On Land Ltd.	Cayman Islands	2006/10/04
00253	Shun Ho Holdings Ltd.	Hong Kong	n.a.
00219	Shun Ho Property Investments Ltd.	Hong Kong	1973/05/10
00242	Shun Tak Holdings Ltd.	Hong Kong	1973/01/25
01591	Shun Wo Group Holdings Ltd.	Cayman Islands	2016/09/28
01165	Shunfeng International Clean Energy Ltd.	Cayman Islands	2011/07/13
01142	Siberian Mining Group Co. Ltd.	Cayman Islands	2002/11/08
00107	Sichuan Expressway Co. Ltd. – H Shares	PRC	1997/10/07
00460	Sihuan Pharmaceutical Holdings Group Ltd.	Bermuda	2010/10/28
00886	Silver Base Group Holdings Ltd.	Cayman Islands	2009/04/08
00171	Silver Grant International Industries Ltd.	Hong Kong	n.a.
02000	SIM Technology Group Ltd.	Bermuda	2005/06/30
00244	Sincere Co. Ltd., The	Hong Kong	n.a.
00444	Sincere Watch (Hong Kong) Ltd.	Cayman Islands	2005/10/17
06833	Sinco Pharmaceuticals Holdings Ltd.	Cayman Islands	2016/03/10
01105	Sing Tao News Corporation Ltd.	Bermuda	1996/07/10
00716	Singamas Container Holdings Ltd.	Hong Kong	1993/07/08
01177	Sino Biopharmaceutical Ltd.	Cayman Islands	2003/12/08
01096	Sino Energy International Holdings Group Ltd.	Cayman Islands	2011/09/28
00361	Sino Golf Holdings Ltd.	Bermuda	2000/12/20
01106	Sino Haijing Holdings Ltd.	Cayman Islands	2003/06/25
01663	Sino Harbour Holdings Group Ltd.	Bermuda	2011/07/22
01221	Sino Hotels (Holdings) Ltd.	Cayman Islands	1995/03/08
00083	Sino Land Co. Ltd.	Hong Kong	1981/04/08
00702	Sino Oil and Gas Holdings Ltd.	Bermuda	2000/02/09
00766	Sino Prosper (Group) Holdings Ltd.	Cayman Islands	2002/05/15
00297	Sinofert Holdings Ltd.	Bermuda	1996/09/30
00250	Sino-i Technology Ltd.	Hong Kong	n.a.
01168	Sinolink Worldwide Holdings Ltd.	Bermuda	1998/06/08
01418	Sinomax Group Ltd.	Cayman Islands	2014/07/10
00623	SinoMedia Holding Ltd.	Hong Kong	2008/07/08
03377	Sino-Ocean Group Holding Ltd.	Hong Kong	2007/09/28
02386	SINOPEC Engineering (Group) Co., Ltd. – H Shares	PRC	2013/05/23
00934	Sinopec Kantons Holdings Ltd.	Bermuda	1999/06/25
01033	Sinopec Oilfield Service Corporation – H Shares	PRC	1994/03/29
00338	Sinopec Shanghai Petrochemical Co. Ltd. – H Shares	PRC	1993/07/26
01099	Sinopharm Group Co. Ltd. – H Shares	PRC	2009/09/23
01297	Sinosoft Technology Group Ltd.	Cayman Islands	2013/07/09
00598	Sinotrans Ltd. – H Shares	PRC	2003/02/13
00368	Sinotrans Shipping Ltd.	Hong Kong	2007/11/23
03808	Sinotruk (Hong Kong) Ltd.	Hong Kong	2007/11/28
00529	SiS International Holdings Ltd.	Bermuda	1992/08/18
01362	SiS Mobile Holdings Ltd.	Cayman Islands	2015/01/15
01696	Sisram Medical Ltd.	Israel	2017/09/19
01308	SITC International Holdings Co. Ltd.	Cayman Islands	2010/10/06
01023	Sitoy Group Holdings Ltd.	Cayman Islands	2011/12/06
00880	SJM Holdings Ltd.	Hong Kong	2008/07/16
03882	Sky Light Holdings Ltd.	Cayman Islands	2015/07/02
00059	Skyfame Realty (Holdings) Ltd.	Bermuda	1993/11/16
00751	Skyworth Digital Holdings Ltd.	Bermuda	2000/04/07
00395	Smartac Group China Holdings Ltd.	Cayman Islands	2002/10/28
02166	Smart-Core Holdings Ltd.	Cayman Islands	2016/10/07
00315	SmarTone Telecommunications Holdings Ltd.	Bermuda	1996/10/31
02366	SMI Culture & Travel Group Holdings Ltd.	Bermuda	2004/06/30
00198	SMI Holdings Group Ltd.	Bermuda	1973/02/07

List of listed companies on Main Board (continued)

End of 2017

Code	Company name	Incorporation	Listing date
02239	SMIT Holdings Ltd.	Cayman Islands	2016/03/30
00983	SOCAM Development Ltd.	Bermuda	1997/02/03
00380	Softpower International Ltd.	Bermuda	2000/12/21
00410	SOHO China Ltd.	Cayman Islands	2007/10/08
00757	Solargiga Energy Holdings Ltd.	Cayman Islands	2008/03/31
01166	Solartech International Holdings Ltd.	Bermuda	1996/12/12
02227	Solis Holdings Ltd.	Cayman Islands	2017/12/11
02878	Solomon Systech (International) Ltd.	Cayman Islands	2004/04/08
00967	Sound Global Ltd.	Singapore	2010/09/30
00878	Soundwill Holdings Ltd.	Bermuda	1997/03/21
00619	South China Financial Holdings Ltd.	Hong Kong	1993/07/16
00413	South China Holdings Co. Ltd.	Cayman Islands	1987/06/16
00076	South Sea Petroleum Holdings Ltd.	Hong Kong	1984/09/24
00252	Southeast Asia Properties & Finance Ltd.	Hong Kong	n.a.
01878	SouthGobi Resources Ltd.	Canada	2010/01/29
00812	Southwest Securities International Securities Ltd.	Bermuda	2002/01/30
00970	Sparkle Roll Group Ltd.	Bermuda	1997/09/18
00540	Speedy Global Holdings Ltd.	Cayman Islands	2013/01/15
01700	Springland International Holdings Ltd.	Cayman Islands	2010/10/21
01251	SPT Energy Group Inc.	Cayman Islands	2011/12/23
01207	SRE Group Ltd.	Bermuda	1999/12/10
02005	SSY Group Ltd.	Cayman Islands	2005/12/20
02888	Standard Chartered PLC	England	2002/10/31
01560	Star Properties Group (Cayman Islands) Ltd.	Cayman Islands	2016/07/13
01159	Starlight Culture Entertainment Group Ltd.	Bermuda	1998/03/13
00403	Starlite Holdings Ltd.	Bermuda	1993/03/03
01616	Starrise Media Holdings Ltd.	Cayman Islands	2012/07/12
00918	State Energy Group International Assets Holdings Ltd.	Bermuda	1997/10/15
01836	Stella International Holdings Ltd.	Cayman Islands	2007/07/06
00084	Stelux Holdings International Ltd.	Bermuda	1972/10/02
00852	Strong Petrochemical Holdings Ltd.	Cayman Islands	2009/01/12
00211	Styland Holdings Ltd.	Bermuda	1991/12/05
01182	Success Dragon International Holdings Ltd.	Bermuda	1994/10/17
00487	Success Universe Group Ltd.	Bermuda	1988/05/03
01430	Suchuang Gas Corporation Ltd.	Cayman Islands	2015/03/11
00912	Suga International Holdings Ltd.	Bermuda	2002/09/18
00102	Summit Ascent Holdings Ltd.	Bermuda	1994/01/10
06808	Sun Art Retail Group Ltd.	Hong Kong	2011/07/27
01975	Sun Hing Printing Holdings Ltd.	Cayman Islands	2017/11/16
00125	Sun Hing Vision Group Holdings Ltd.	Bermuda	1999/05/25
00086	Sun Hung Kai & Co. Ltd.	Hong Kong	1983/10/03
00016	Sun Hung Kai Properties Ltd.	Hong Kong	1972/09/08
00580	Sun.King Power Electronics Group Ltd.	Cayman Islands	2010/10/13
01918	Sunac China Holdings Ltd.	Cayman Islands	2010/10/07
01383	Suncity Group Holdings Ltd.	Cayman Islands	2007/02/22
01063	Suncorp Technologies Ltd.	Bermuda	1994/05/10
01568	Sundart Holdings Ltd.	British Virgin Islands	2015/12/29
01771	Sunfonda Group Holdings Ltd.	Cayman Islands	2014/05/15
02382	Sunny Optical Technology (Group) Co. Ltd.	Cayman Islands	2007/06/15
02608	Sunshine 100 China Holdings Ltd.	Cayman Islands	2014/03/13
02012	Sunshine Oilsands Ltd.	Canada	2012/03/01
00188	Sunwah Kingsway Capital Holdings Ltd.	Bermuda	2000/09/15
00058	Sunway International Holdings Ltd.	Bermuda	1999/09/03
00176	Superactive Group Co. Ltd.	Bermuda	1994/04/28
01228	Superb Summit International Group Ltd.	Cayman Islands	2001/09/18
00723	Sustainable Forest Holdings Ltd.	Bermuda	1991/07/18
00019	Swire Pacific Ltd.	Hong Kong	n.a.
01972	Swire Properties Ltd.	Hong Kong	2012/01/18
01223	Symphony Holdings Ltd.	Bermuda	1995/03/01
02340	Synergis Holdings Ltd.	Bermuda	2003/10/09
01539	Synergy Group Holdings International Ltd.	Cayman Islands	2015/03/24
01613	Synertone Communication Corporation	Cayman Islands	2012/04/18
01991	Ta Yang Group Holdings Ltd.	Cayman Islands	2007/06/08
00088	Tai Cheung Holdings Ltd.	Bermuda	1972/12/11
00146	Tai Ping Carpets International Ltd.	Bermuda	n.a.
00089	Tai Sang Land Development Ltd.	Hong Kong	1973/02/21
00718	Tai United Holdings Ltd.	Bermuda	1995/10/02
00760	Talent Property Group Ltd.	Bermuda	1995/08/08
00693	Tan Chong International Ltd.	Bermuda	1998/07/07
01181	Tang Palace (China) Holdings Ltd.	Cayman Islands	2011/04/19
03666	TANSH Global Food Group Co., Ltd	Cayman Islands	2012/07/04
00573	Tao Heung Holdings Ltd.	Cayman Islands	2007/06/29
06388	Tapestry, Inc. – RS	USA	2011/12/01
06161	Target Insurance (Holdings) Ltd.	Hong Kong	2015/01/15
00621	Taung Gold International Ltd.	Bermuda	1995/12/18
00515	TC Orient Lighting Holdings Ltd.	Cayman Islands	2006/06/23
01070	TCL Multimedia Technology Holdings Ltd.	Cayman Islands	1999/11/26
01239	Teamway International Group Holdings Ltd.	Cayman Islands	2011/11/18
03823	Tech Pro Technology Development Ltd.	Cayman Islands	2007/09/06
01298	Techcomp (Holdings) Ltd.	Bermuda	2011/12/21
01206	Technovator International Ltd.	Singapore	2011/10/27
00669	Techtronic Industries Co. Ltd.	Hong Kong	1990/12/17
06033	Telecom Digital Holdings Ltd.	Cayman Islands	2014/05/30
00511	Television Broadcasts Ltd.	Hong Kong	1988/11/23
06880	Tempus Holdings Ltd.	Cayman Islands	2011/12/13
01979	Ten Pao Group Holdings Ltd.	Cayman Islands	2015/12/11

List of listed companies on Main Board (continued)

End of 2017

Code	Company name	Incorporation	Listing date
00700	Tencent Holdings Ltd.	Cayman Islands	2004/06/16
06868	Tenfu (Cayman) Holdings Co. Ltd.	Cayman Islands	2011/09/26
01219	Tenwow International Holdings Ltd.	Cayman Islands	2013/09/17
00093	Termbray Industries International (Holdings) Ltd.	Bermuda	1991/10/23
00277	Tern Properties Co. Ltd.	Hong Kong	n.a.
01201	Tesson Holdings Ltd.	Bermuda	1998/06/23
02678	Texhong Textile Group Ltd.	Cayman Islands	2004/12/09
00321	Texwinca Holdings Ltd.	Bermuda	1992/08/06
00577	The 13 Holdings Ltd.	Bermuda	1996/04/25
01339	The People's Insurance Co. (Group) of China Ltd. – H Shares	PRC	2012/12/07
01546	Thelloy Development Group Ltd.	Cayman Islands	2015/10/09
00990	Theme International Holdings Ltd.	Bermuda	1994/01/25
00028	Tian An China Investments Co. Ltd.	Hong Kong	1987/03/18
01980	Tian Ge Interactive Holdings Ltd.	Cayman Islands	2014/07/09
02118	Tian Shan Development (Holding) Ltd.	Cayman Islands	2010/07/15
00266	Tian Teck Land Ltd.	Hong Kong	n.a.
00455	Tianda Pharmaceuticals Ltd.	Cayman Islands	1992/03/30
00609	Tiande Chemical Holdings Ltd.	Cayman Islands	2006/10/27
00826	Tiangong International Co. Ltd.	Cayman Islands	2007/07/26
01619	Tianhe Chemicals Group Ltd.	British Virgin Islands	2014/06/20
01065	Tianjin Capital Environmental Protection Group Co. Ltd. – H Sh	PRC	1994/05/17
00882	Tianjin Development Holdings Ltd.	Hong Kong	1997/12/10
01265	Tianjin Jinran Public Utilities Co. Ltd. – H Shares	PRC	2004/01/09
03382	Tianjin Port Development Holdings Ltd.	Cayman Islands	2006/05/24
00117	Tianli Holdings Group Ltd.	Cayman Islands	2007/12/21
00819	Tianneng Power International Ltd.	Cayman Islands	2007/06/11
00756	Tianyi (Summi) Holdings Ltd.	Cayman Islands	2008/07/10
06836	Tianyun International Holdings Ltd.	British Virgin Islands	2015/07/07
01115	Tibet Water Resources Ltd.	Cayman Islands	2011/06/30
02033	Time Watch Investments Ltd.	Cayman Islands	2013/02/05
01327	Time2U International Holding Ltd.	Cayman Islands	2015/01/30
01233	Times Property Holdings Ltd.	Cayman Islands	2013/12/11
00322	Tingyi (Cayman Islands) Holding Corp.	Cayman Islands	1996/02/05
01192	Titan Petrochemicals Group Ltd.	Bermuda	1998/06/17
02283	TK Group (Holdings) Ltd.	Cayman Islands	2013/12/20
02383	TOM Group Ltd.	Cayman Islands	2004/08/04
00258	Tomson Group Ltd.	Cayman Islands	n.a.
01666	Tong Ren Tang Technologies Co. Ltd. – H Shares	PRC	2000/10/31
00698	Tongda Group Holdings Ltd.	Cayman Islands	2000/12/22
01312	Tongfang Kontafarma Holdings Ltd.	Cayman Islands	2012/01/18
01249	Tonly Electronics Holdings Ltd.	Cayman Islands	2013/08/15
02203	Top Dynamic International Holdings Ltd.	Cayman Islands	2015/10/09
00333	Top Form International Ltd.	Bermuda	1991/12/16
03688	Top Spring International Holdings Ltd.	Cayman Islands	2011/03/23
00850	Tou Rong Chang Fu Group Ltd.	Cayman Islands	2002/11/13
03886	Town Health International Medical Group Ltd.	Bermuda	2000/10/18
01083	Towngas China Co. Ltd.	Cayman Islands	2005/12/08
00903	TPV Technology Ltd.	Bermuda	1999/10/08
00536	Tradelink Electronic Commerce Ltd.	Hong Kong	2005/10/28
00062	Transport International Holdings Ltd.	Bermuda	n.a.
01235	Travel Expert (Asia) Enterprises Ltd.	Cayman Islands	2011/09/29
00696	TravelSky Technology Ltd. – H Shares	PRC	2001/02/07
01300	Trigiant Group Ltd.	Cayman Islands	2012/03/19
00891	Trinity Ltd.	Bermuda	2009/11/03
01710	Trio Industrial Electronics Group Ltd.	Hong Kong	2017/11/23
00458	Tristate Holdings Ltd.	Bermuda	1988/01/06
02468	Trony Solar Holdings Co. Ltd.	Cayman Islands	2010/10/07
00732	Truly International Holdings Ltd.	Cayman Islands	1991/07/29
01986	Tsaker Chemical Group Ltd.	Cayman Islands	2015/07/03
00206	TSC Group Holdings Ltd.	Cayman Islands	2005/11/28
00417	Tse Sui Luen Jewellery (International) Ltd.	Bermuda	1987/06/30
00247	Tsim Sha Tsui Properties Ltd.	Hong Kong	1972/07/20
00168	Tsingtao Brewery Co. Ltd. – H Shares	PRC	1993/07/15
01314	Tsui Wah Holdings Ltd.	Cayman Islands	2012/11/26
00518	Tungtex (Holdings) Co. Ltd.	Hong Kong	1988/12/15
00872	TUS International Ltd.	Cayman Islands	2004/12/09
01483	U Banquet Group Holding Ltd.	Cayman Islands	2013/12/10
00768	UBA Investments Ltd.	Cayman Islands	2000/01/18
01468	UKF (Holdings) Ltd.	Cayman Islands	2012/08/24
00722	UMP Healthcare Holdings Ltd.	Cayman Islands	2015/11/27
00690	Uni-Bio Science Group Ltd.	Cayman Islands	2001/11/12
02138	Union Medical Healthcare Ltd.	Cayman Islands	2016/03/11
00220	Uni-President China Holdings Ltd.	Cayman Islands	2007/12/17
00365	Unisplendour Technology (Holdings) Ltd.	Bermuda	2000/10/16
00486	United Company RUSAL Plc	Jersey	2010/01/27
00467	United Energy Group Ltd.	Bermuda	1992/04/08
03933	United Laboratories International Holdings Ltd., The	Cayman Islands	2007/06/15
02337	United Strength Power Holdings Ltd.	Cayman Islands	2017/10/16
00913	Unity Investments Holdings Ltd.	Cayman Islands	1999/10/27
02211	Universal Health International Group Holding Ltd.	Cayman Islands	2013/12/12
02666	Universal Medical Fin & Technical Advisory Services Co. Ltd.	Hong Kong	2015/07/08
01026	Universal Technologies Holdings Ltd.	Cayman Islands	2001/10/26
01046	Universe International Financial Holdings Ltd.	Bermuda	1999/07/20
00307	Up Energy Development Group Ltd.	Bermuda	1992/12/02
00335	Upbest Group Ltd.	Cayman Islands	2000/10/18
06113	UTS Marketing Solutions Holdings Ltd.	Cayman Islands	2017/07/12

List of listed companies on Main Board (continued)

End of 2017

Code	Company name	Incorporation	Listing date
01002	V.S. International Group Ltd.	Cayman Islands	2002/02/08
00082	V1 Group Ltd.	Bermuda	1991/10/25
00821	Value Convergence Holdings Ltd.	Hong Kong	2001/04/09
00806	Value Partners Group Ltd.	Cayman Islands	2007/11/22
01036	Vanke Property (Overseas) Ltd.	Cayman Islands	1996/11/08
00015	Vantage International (Holdings) Ltd.	Bermuda	2000/09/08
02317	Vedan International (Holdings) Ltd.	Cayman Islands	2003/06/27
01173	Veeko International Holdings Ltd.	Cayman Islands	1999/04/19
01386	Vestate Group Holdings Ltd.	Cayman Islands	2007/06/07
03878	Vicon Holdings Ltd.	Cayman Islands	2017/12/22
00539	Victory City International Holdings Ltd.	Bermuda	1996/05/13
01139	Victory Group Ltd.	Bermuda	1998/02/16
00422	Vietnam Manufacturing and Export Processing (Holdings) Ltd.	Cayman Islands	2007/12/20
01612	Vincent Medical Holdings Ltd.	Cayman Islands	2016/07/13
03331	Vinda International Holdings Ltd.	Cayman Islands	2007/07/10
01565	Virscend Education Co. Ltd.	Cayman Islands	2016/01/15
01315	Vision Fame International Holding Ltd.	Cayman Islands	2012/01/18
00862	Vision Values Holdings Ltd.	Cayman Islands	1998/10/14
06133	Vital Mobile Holdings Ltd.	Cayman Islands	2015/06/26
00345	Vitasoy International Holdings Ltd.	Hong Kong	1994/03/30
00318	Vongroup Ltd.	Cayman Islands	2001/10/09
01608	VPower Group International Holdings Ltd.	Cayman Islands	2016/11/24
00856	VSTECs Holdings Ltd.	Cayman Islands	2002/05/09
00303	VTech Holdings Ltd.	Bermuda	1992/11/05
00278	Wah Ha Realty Co. Ltd.	Hong Kong	1972/04/24
01305	Wai Chi Holdings Co. Ltd.	Cayman Islands	2014/11/18
01013	Wai Chun Group Holdings Ltd.	Bermuda	1997/02/03
00660	Wai Chun Mining Industry Group Co. Ltd.	Cayman Islands	1993/02/05
00610	Wai Kee Holdings Ltd.	Bermuda	1992/08/28
00897	Wai Yuen Tong Medicine Holdings Ltd.	Bermuda	1997/10/31
01718	Wan Kei Group Holdings Ltd.	Cayman Islands	2015/08/11
00169	Wanda Hotel Development Co. Ltd.	Bermuda	2002/06/04
01222	Wang On Group Ltd.	Bermuda	1995/02/28
01243	Wang On Properties Ltd.	Bermuda	2016/04/12
01400	Wang Tai Holdings Ltd.	Cayman Islands	2014/04/25
03939	Wanguo International Mining Group Ltd.	Cayman Islands	2012/07/10
00401	Wanjia Group Holdings Ltd.	Cayman Islands	2013/10/11
00151	Want Want China Holdings Ltd.	Cayman Islands	2008/03/26
03393	Wasion Group Holdings Ltd.	Cayman Islands	2005/12/19
01161	Water Oasis Group Ltd.	Cayman Islands	2002/03/11
03848	Wealthy Way Group Ltd.	Cayman Islands	2017/07/21
02338	Weichai Power Co. Ltd. – H Shares	PRC	2004/03/11
02698	Weiqiao Textile Co. Ltd. – H Shares	PRC	2003/09/24
01570	Weiye Holdings Ltd.	Singapore	2016/04/06
00382	Welling Holding Ltd.	Hong Kong	1993/12/20
02120	Wenzhou Kangning Hospital Co., Ltd. – H Shares	PRC	2015/11/20
02233	West China Cement Ltd.	Jersey	2010/08/23
00288	WH Group Ltd.	Cayman Islands	2014/08/05
00004	Wharf (Holdings) Ltd., The	Hong Kong	n.a.
01997	Wharf Real Estate Investment Co. Ltd.	Cayman Islands	2017/11/23
00020	Wheelock and Co. Ltd.	Hong Kong	n.a.
00854	Willas-Array Electronics (Holdings) Ltd.	Bermuda	2013/12/06
03322	Win Hanverky Holdings Ltd.	Cayman Islands	2006/09/06
00994	Win Win Way Construction Holdings Ltd.	Cayman Islands	2017/07/17
00287	Winfair Investment Co. Ltd.	Hong Kong	n.a.
00183	Winfull Group Holdings Ltd.	Cayman Islands	2007/09/05
06080	Wing Chi Holdings Ltd.	Cayman Islands	2017/10/20
00864	Wing Lee Property Investments Ltd.	Bermuda	2013/03/19
00289	Wing On Company International Ltd.	Bermuda	n.a.
00369	Wing Tai Properties Ltd.	Bermuda	1973/02/07
06838	Winox Holdings Ltd.	Cayman Islands	2011/07/20
00209	Winshine Science Co. Ltd.	Bermuda	2002/03/06
06068	Wisdom Education International Holdings Co. Ltd.	Cayman Islands	2017/01/26
01661	Wisdom Sports Group	Cayman Islands	2013/07/11
02236	Wison Engineering Services Co. Ltd.	Cayman Islands	2012/12/28
01260	Wonderful Sky Financial Group Holdings Ltd.	Cayman Islands	2012/03/30
00099	Wong's International Holdings Ltd.	Bermuda	1983/12/15
00532	Wong's Kong King International (Holdings) Ltd.	Bermuda	1989/07/10
00713	World Houseware (Holdings) Ltd.	Cayman Islands	1993/04/15
06083	World-Link Logistics (Asia) Holding Ltd.	Cayman Islands	2015/12/29
00305	Wuling Motors Holdings Ltd.	Bermuda	1992/11/23
02269	WuXi Biologics (Cayman) Inc.	Cayman Islands	2017/06/13
01289	Wuxi Sunlit Science and Technology Co. Ltd. – H Shares	PRC	2014/11/11
01369	Wuzhou International Holdings Ltd.	Cayman Islands	2013/06/13
01128	Wynn Macau, Ltd.	Cayman Islands	2009/10/09
00520	Xiabuxiabu Catering Management (China) Holdings Co., Ltd.	Cayman Islands	2014/12/17
03378	Xiamen International Port Co. Ltd. – H Shares	PRC	2005/12/19
03663	Xiezhong International Holdings Ltd.	Cayman Islands	2012/06/18
01571	Xin Point Holdings Ltd.	Cayman Islands	2017/06/28
01148	Xinchen China Power Holdings Ltd.	Cayman Islands	2013/03/13
01899	Xingda International Holdings Ltd.	Cayman Islands	2006/12/21
00098	Xingfa Aluminium Holdings Ltd.	Cayman Islands	2008/03/31
00309	Xinhua News Media Holdings Ltd.	Cayman Islands	2003/07/25
00811	Xinhua Winshare Publishing and Media Co., Ltd. – H Shares	PRC	2007/05/30
02208	Xinjiang Goldwind Science & Technology Co., Ltd. – H Shares	PRC	2010/10/08
00840	Xinjiang Tianye Water Saving Irrigation System Co Ltd – H Shs	PRC	2008/01/24

List of listed companies on Main Board (continued)

End of 2017

Code	Company name	Incorporation	Listing date
03833	Xinjiang Xinxin Mining Industry Co., Ltd. – H Shares	PRC	2007/10/12
02699	Xinming China Holdings Ltd.	Cayman Islands	2015/07/06
01799	Xinte Energy Co., Ltd. – H Shares	PRC	2015/12/30
00868	Xinyi Glass Holdings Ltd.	Cayman Islands	2005/02/03
00968	Xinyi Solar Holdings Ltd.	Cayman Islands	2013/12/12
02088	Xiwang Property Holdings Co. Ltd.	Bermuda	2005/12/09
01266	Xiwang Special Steel Co. Ltd.	Hong Kong	2012/02/23
01368	Xtep International Holdings Ltd.	Cayman Islands	2008/06/03
00075	Y. T. Realty Group Ltd.	Bermuda	1984/11/12
01585	Yadea Group Holdings Ltd.	Cayman Islands	2016/05/19
01480	Yan Tat Group Holdings Ltd.	Cayman Islands	2014/12/08
00346	Yanchang Petroleum International Ltd.	Bermuda	2001/04/19
06869	Yangtze Optical Fibre and Cable Joint Stock Ltd. Co. – H Shs	PRC	2014/12/10
00294	Yangtzekiang Garment Ltd.	Hong Kong	n.a.
02218	Yantai North Andre Juice Co. Ltd. – H Shares	PRC	2003/04/22
01171	Yanzhou Coal Mining Co. Ltd. – H Shares	PRC	1998/04/01
01230	Yashili International Holdings Ltd.	Cayman Islands	2010/11/01
03708	Yat Sing Holdings Ltd.	Cayman Islands	2015/01/14
00406	Yau Lee Holdings Ltd.	Bermuda	1991/08/29
01662	Yee Hop Holdings Ltd.	Cayman Islands	2015/12/18
00259	Yeebo (International Holdings) Ltd.	Bermuda	1993/09/01
02393	Yestar Healthcare Holdings Co. Ltd.	Cayman Islands	2013/10/11
00375	YGM Trading Ltd.	Hong Kong	1988/01/25
02213	Yi Hua Holdings Ltd.	Cayman Islands	2013/12/11
01558	YiChang HEC ChangJiang Pharmaceutical Co., Ltd. – H Shares	PRC	2015/12/29
03639	Yida China Holdings Ltd.	Cayman Islands	2014/06/27
01579	Yihai International Holding Ltd.	Cayman Islands	2016/07/13
00408	Yip's Chemical Holdings Ltd.	Cayman Islands	1991/08/22
02858	Yixin Group Ltd.	Cayman Islands	2017/11/16
03608	Yongsheng Advanced Materials Co. Ltd.	Cayman Islands	2013/11/27
02788	Yorkey Optical International (Cayman) Ltd.	Cayman Islands	2006/02/10
01048	Yorkshine Holdings Ltd.	Singapore	2010/12/06
02268	Youyuan International Holdings Ltd.	Cayman Islands	2010/05/27
00332	Yuan Heng Gas Holdings Ltd.	Bermuda	1992/09/25
02789	Yuanda China Holdings Ltd.	Cayman Islands	2011/05/17
01431	YuanShengTai Dairy Farm Ltd.	Bermuda	2013/11/26
00629	Yue Da Mining Holdings Ltd.	Cayman Islands	2001/11/29
00551	Yue Yuen Industrial (Holdings) Ltd.	Bermuda	1992/07/02
00123	Yuexiu Property Co. Ltd.	Hong Kong	1992/12/15
01052	Yuexiu Transport Infrastructure Ltd.	Bermuda	1997/01/30
00613	Yugang International Ltd.	Bermuda	1993/11/12
02728	Yuhua Energy Holdings Ltd.	Cayman Islands	2005/07/14
01536	Yuk Wing Group Holdings Ltd.	Cayman Islands	2017/01/11
00376	Yunfeng Financial Group Ltd.	Hong Kong	1987/07/17
06839	Yunnan Water Investment Co., Ltd. – H Shares	PRC	2015/05/27
00096	Yusei Holdings Ltd.	Cayman Islands	2005/10/13
01628	Yuzhou Properties Co. Ltd.	Cayman Islands	2009/11/02
02098	Zall Group Ltd.	Cayman Islands	2011/07/13
00185	ZH International Holdings Ltd.	Hong Kong	1972/12/20
01818	Zhaojin Mining Industry Co. Ltd. – H Shares	PRC	2006/12/08
00576	Zhejiang Expressway Co. Ltd. – H Shares	PRC	1997/05/15
01057	Zhejiang Shibao Co. Ltd. – H Shares	PRC	2006/05/16
01527	Zhejiang Tengy Environmental Technology Co., Ltd. – H Shares	PRC	2015/10/12
03363	Zhengye International Holdings Co. Ltd.	Bermuda	2011/06/03
00564	Zhengzhou Coal Mining Machinery Group Co. Ltd. – H Shares	PRC	2012/12/05
01220	Zhidao International (Holdings) Ltd.	Bermuda	1997/09/23
00672	Zhong An Real Estate Ltd.	Cayman Islands	2007/11/13
01538	Zhong Ao Home Group Ltd.	Cayman Islands	2015/11/25
00475	Zhong Fa Zhan Holdings Ltd.	Cayman Islands	2007/04/17
01064	Zhong Hua International Holdings Ltd.	Bermuda	1997/10/13
06060	ZhongAn Online P & C Insurance Co., Ltd. – H Shares	PRC	2017/09/28
00909	Zhongda International Holdings Ltd.	Bermuda	2001/11/01
00881	Zhongsheng Group Holdings Ltd.	Cayman Islands	2010/03/26
02379	Zhongtian International Ltd.	Cayman Islands	2004/09/22
03633	Zhongyu Gas Holdings Ltd.	Cayman Islands	2001/06/05
01216	Zhongyuan Bank Co., Ltd. – H Shares	PRC	2017/07/19
03737	Zhongzhi Pharmaceutical Holdings Ltd.	Cayman Islands	2015/07/13
01458	Zhou Hei Ya International Holdings Co. Ltd.	Cayman Islands	2016/11/11
01176	Zhuguang Holdings Group Co. Ltd.	Bermuda	1996/12/09
00908	Zhuhai Holdings Investment Group Ltd.	Bermuda	1998/05/26
03898	Zhuzhou CRRC Times Electric Co., Ltd. – H Shares	PRC	2006/12/20
02899	Zijin Mining Group Co., Ltd. – H Shares	PRC	2003/12/23
00948	Z-Obec Holdings Ltd.	Bermuda	2010/03/01
01157	Zoomlion Heavy Industry Science and Technology Co., Ltd – H Sh	PRC	2010/12/23
00763	ZTE Corporation – H Shares	PRC	2004/12/09
06866	Zuoli Kechuang Micro-finance Co. Ltd. – H Shares	PRC	2015/01/13

n.a. Information is not available

List of listed companies on GEM

End of 2017

Code	Company name	Incorporation	Listing date
08495	1957 & Co. (Hospitality) Ltd.	Cayman Islands	2017/12/05
08251	A.Plus Group Holdings Ltd.	Cayman Islands	2016/04/19
08131	abc Multiactive Ltd.	Bermuda	2001/01/31
08341	Aeso Holding Ltd.	Cayman Islands	2017/01/13
08279	AGTech Holdings Ltd.	Bermuda	2004/01/19
08290	Ahsay Backup Software Development Co. Ltd.	Cayman Islands	2015/10/08
08088	AID Partners Technology Holdings Ltd.	Cayman Islands	2000/04/17
08360	AL Group Ltd.	Cayman Islands	2016/07/12
08320	Allied Sustainability & Environmental Consultants Group Ltd.	Cayman Islands	2016/10/17
08406	Alpha Era International Holdings Ltd.	Cayman Islands	2017/12/07
08149	Altus Holdings Ltd.	Cayman Islands	2016/10/17
08353	Anacle Systems Ltd.	Singapore	2016/12/16
08413	Asia Grocery Distribution Ltd.	Cayman Islands	2017/04/13
08400	Asia Pioneer Entertainment Holdings Ltd.	Cayman Islands	2017/11/15
08025	Asian Capital Resources (Holdings) Ltd.	Cayman Islands	1999/12/16
08333	Astrum Financial Holdings Ltd.	Cayman Islands	2016/07/14
08148	Aurum Pacific (China) Group Ltd.	Cayman Islands	2004/01/09
08419	AV Promotions Holdings Ltd.	Cayman Islands	2017/12/21
08432	Bar Pacific Group Holdings Ltd.	Cayman Islands	2017/01/11
08460	Basetrophy Group Holdings Ltd.	Cayman Islands	2017/06/27
08197	Baytacare Pharmaceutical Co., Ltd. – H Shares	PRC	2002/02/28
08412	BCI Group Holdings Ltd.	Cayman Islands	2017/04/07
08275	Beaver Group (Holding) Co. Ltd.	Cayman Islands	2017/10/16
08095	Beijing Beida Jade Bird Universal Sci-Tech Co. Ltd. – H Shs	PRC	2000/07/27
08138	Beijing Tong Ren Tang Chinese Medicine Co. Ltd.	Hong Kong	2013/05/07
08220	Bingo Group Holdings Ltd.	Cayman Islands	2002/11/12
08247	Biosino Bio-Technology and Science Incorporation – H Shares	PRC	2006/02/27
08118	Bortex Global Ltd.	Cayman Islands	2017/11/16
08430	C&N Holdings Ltd.	Cayman Islands	2017/10/18
08239	Capital Finance Holdings Ltd.	Bermuda	2002/11/15
08428	CBK Holdings Ltd.	Cayman Islands	2017/02/15
08235	CCID Consulting Co. Ltd. – H Shares	PRC	2002/12/12
08212	Celebrate International Holdings Ltd.	Cayman Islands	2002/05/14
08016	Changhong Jiahua Holdings Ltd.	Bermuda	2000/01/24
08423	Chi Ho Development Holdings Ltd.	Cayman Islands	2017/03/13
08087	China 33 Media Group Ltd.	Cayman Islands	2011/02/28
08090	China Assurance Finance Group Ltd.	Cayman Islands	2012/01/06
08255	China Binary Sale Technology Ltd.	Cayman Islands	2013/12/04
08037	China Biotech Services Holdings Ltd.	Bermuda	2004/06/17
08182	China Candy Holdings Ltd.	Cayman Islands	2015/11/11
08270	China CBM Group Co. Ltd.	Bermuda	2003/08/12
08120	China Demeter Financial Investments Ltd.	Bermuda	2001/04/10
08175	China Digital Culture (Group) Ltd.	Bermuda	2003/02/25
08280	China Digital Video Holdings Ltd.	Cayman Islands	2016/06/27
08166	China Eco-Farming Ltd.	Bermuda	2002/02/05
08055	China E-Information Technology Group Ltd.	Cayman Islands	2001/12/05
08116	China Fortune Investments (Holding) Ltd.	Cayman Islands	2000/07/25
08281	China Golden Classic Group Ltd.	Cayman Islands	2016/07/08
08128	China Ground Source Energy Industry Group Ltd.	Cayman Islands	2001/11/30
08312	China Hanya Group Holdings Ltd.	Cayman Islands	2010/11/25
08225	China Health Group Inc.	Cayman Islands	2003/07/10
08407	China Industrial Securities Int'l Financial Group Ltd.	Cayman Islands	2016/10/20
08178	China Information Technology Development Ltd.	Cayman Islands	2001/12/11
08083	China Innovationpay Group Ltd.	Bermuda	2000/04/14
08071	China Netcom Technology Holdings Ltd.	Cayman Islands	2003/03/02
08306	China Nonferrous Metals Co. Ltd.	Bermuda	2005/02/28
08047	China Ocean Fishing Holdings Ltd.	Bermuda	2001/11/01
08132	China Oil Gangran Energy Group Holdings Ltd.	Cayman Islands	2011/05/18
08361	China Parenting Network Holdings Ltd.	Cayman Islands	2015/07/08
08117	China Primary Energy Holdings Ltd.	Cayman Islands	2001/12/13
08158	China Regenerative Medicine International Ltd.	Cayman Islands	2001/07/18
08073	China Singyes New Materials Holdings Ltd.	Bermuda	2017/07/21
08325	China Smartpay Group Holdings Ltd.	Cayman Islands	2009/08/28
08111	China Technology Solar Power Holdings Ltd.	Cayman Islands	2001/01/03
08171	China Trends Holdings Ltd.	Cayman Islands	2002/07/31
08265	China Trustful Group Ltd.	Bermuda	2011/01/26
08156	China Vanguard You Champion Holdings Ltd.	Cayman Islands	2002/11/12
08199	China Wan Tong Yuan (Holdings) Ltd.	Cayman Islands	2017/09/27
08230	China Yu Tian Holdings Ltd.	Cayman Islands	2015/12/29
08009	Chinese Energy Holdings Ltd.	Hong Kong	2000/03/31
08272	Chinese Food and Beverage Group Ltd.	Cayman Islands	2003/06/27
08089	Chinese Strategic Holdings Ltd.	Bermuda	2000/05/18
08207	Chong Sing Holdings FinTech Group Ltd.	Cayman Islands	2010/11/19
08233	CIG Yangtze Ports PLC	Cayman Islands	2005/09/16
08051	CircuTech International Holdings Ltd.	Cayman Islands	2001/05/08
08098	CL Group (Holdings) Ltd.	Cayman Islands	2011/03/08
08232	Classified Group (Holdings) Ltd.	Cayman Islands	2016/07/11
08129	Cloud Investment Holdings Ltd.	Cayman Islands	2001/05/18
08278	CMON Ltd.	Cayman Islands	2016/12/02
08356	CNC Holdings Ltd.	Cayman Islands	2010/08/30
08153	Code Agriculture (Holdings) Ltd.	Bermuda	2001/03/30
08190	Combust Holdings Ltd.	Cayman Islands	2002/02/08
08491	Cool Link (Holdings) Ltd.	Cayman Islands	2017/09/22
08368	Creative China Holdings Ltd.	Cayman Islands	2015/11/18
08417	Dadi Education Holdings Ltd.	Cayman Islands	2017/02/16
08310	Dafeng Port Heshun Technology Co. Ltd.	Cayman Islands	2013/08/22
08243	Dahe Media Co. Ltd. – H Shares	PRC	2003/11/13
08268	Deson Construction International Holdings Ltd.	Cayman Islands	2015/01/08

List of listed companies on GEM (continued)

End of 2017

Code	Company name	Incorporation	Listing date
08056	Dining Concepts Holdings Ltd.	Cayman Islands	2016/08/05
08337	Directel Holdings Ltd.	Cayman Islands	2010/06/02
08086	DX.com Holdings Ltd.	Bermuda	2000/08/02
08222	E Lighting Group Holdings Ltd.	Cayman Islands	2014/09/29
08079	Easy Repay Finance & Investment Ltd.	Bermuda	2001/10/15
08218	Echo International Holdings Group Ltd.	Cayman Islands	2013/10/11
08013	ECl Technology Holdings Ltd.	Cayman Islands	2017/03/10
08169	Eco-Tek Holdings Ltd.	Cayman Islands	2001/12/05
08410	Edvance International Holdings Ltd.	Cayman Islands	2017/04/19
08062	EFT Solutions Holdings Ltd.	Cayman Islands	2016/12/15
08031	ETS Group Ltd.	Cayman Islands	2012/01/09
08187	Ever Smart International Holdings Ltd.	Cayman Islands	2016/05/30
08022	Evershine Group Holdings Ltd.	Hong Kong	2001/08/13
08319	Expert Systems Holdings Ltd.	Cayman Islands	2016/04/12
08347	F8 Enterprises (Holdings) Group Ltd.	Cayman Islands	2017/04/12
08331	Feishang Non-metal Materials Technology Ltd.	Cayman Islands	2015/12/29
08376	Fineland Real Estate Services Group Ltd.	Cayman Islands	2017/11/15
08317	Finet Group Ltd.	Bermuda	2005/01/07
08018	Finsoft Financial Investment Holdings Ltd.	Cayman Islands	2013/09/26
08345	Fire Rock Holdings Ltd.	Cayman Islands	2016/02/18
08215	First Credit Finance Group Ltd.	Bermuda	2011/12/13
08030	Flying Financial Service Holdings Ltd.	Cayman Islands	2012/05/07
08112	Focus Media Network Ltd.	Cayman Islands	2011/07/28
08179	Food Idea Holdings Ltd.	Cayman Islands	2011/07/08
08480	Furniweb Holdings Ltd.	Cayman Islands	2017/10/16
08229	Future Data Group Ltd.	Cayman Islands	2016/07/08
08452	FY Financial (Shenzhen) Co., Ltd. – H Shares	PRC	2017/05/23
08126	G.A. Holdings Ltd.	Cayman Islands	2002/06/17
08282	Gameone Holdings Ltd.	Cayman Islands	2016/01/13
08257	Genes Tech Group Holdings Co. Ltd.	Cayman Islands	2017/07/14
08100	GET Holdings Ltd.	Bermuda	2001/12/31
08271	Global Digital Creations Holdings Ltd.	Bermuda	2003/08/04
08192	Global Energy Resources International Group Ltd.	Bermuda	2002/11/29
08060	Global Link Communications Holdings Ltd.	Cayman Islands	2002/11/13
08063	Global Mastermind Holdings Ltd.	Cayman Islands	2000/12/07
08007	Global Strategic Group Ltd.	Cayman Islands	2000/04/17
08059	Glory Flame Holdings Ltd.	Cayman Islands	2014/08/15
08159	Glory Mark Hi-Tech (Holdings) Ltd.	Bermuda	2002/01/04
08188	GME Group Holdings Ltd.	Cayman Islands	2017/02/22
08240	Goal Forward Holdings Ltd.	Cayman Islands	2016/10/13
08457	Goal Rise Logistics (China) Holdings Ltd.	Cayman Islands	2017/10/18
08266	Gold Tat Group International Ltd.	Cayman Islands	2003/05/09
08160	Goldway Education Group Ltd.	Cayman Islands	2016/12/02
08108	Grand Peace Group Holdings Ltd.	Bermuda	2000/07/14
08299	Grand T G Gold Holdings Ltd.	Cayman Islands	2004/09/23
08196	Great Water Holdings Ltd.	Cayman Islands	2015/12/09
08003	Great World Company Holdings Ltd.	Cayman Islands	1999/12/02
08193	GreaterChina Professional Services Ltd.	Cayman Islands	2011/05/31
08402	GT Steel Construction Group Ltd.	Cayman Islands	2017/11/17
08308	Gudou Holdings Ltd.	Cayman Islands	2016/12/09
08121	Guru Online (Holdings) Ltd.	Cayman Islands	2015/05/29
08261	Haitian Energy International Ltd.	Cayman Islands	2012/07/06
08405	Hang Chi Holdings Ltd.	Cayman Islands	2017/07/12
08431	Hao Bai International (Cayman) Ltd.	Cayman Islands	2017/05/26
08019	Hao Wen Holdings Ltd.	Cayman Islands	2001/07/20
08046	Heng Xin China Holdings Ltd.	Bermuda	2003/04/16
08113	Hi-Level Technology Holdings Ltd.	Cayman Islands	2016/01/07
08425	Hing Ming Holdings Ltd.	Cayman Islands	2017/03/15
08416	HM International Holdings Ltd.	Cayman Islands	2017/01/11
08078	HMV Digital China Group Ltd.	Bermuda	2000/12/19
08137	Honbridge Holdings Ltd.	Cayman Islands	2002/01/08
08085	Hong Kong Life Sciences and Technologies Group Ltd.	Cayman Islands	2002/03/07
08191	Hong Wei (Asia) Holdings Co. Ltd.	Hong Kong	2014/01/08
08343	HongGuang Lighting Holdings Co. Ltd.	Cayman Islands	2016/12/30
08143	Hua Xia Healthcare Holdings Ltd.	Cayman Islands	2002/05/10
08359	Hypebeast Ltd.	Cayman Islands	2016/04/11
08429	Icicle Group Holdings Ltd.	Cayman Islands	2017/12/08
08355	i-Control Holdings Ltd.	Cayman Islands	2015/05/27
08446	In Technical Productions Holdings Ltd.	Cayman Islands	2017/06/14
08373	Indigo Star Holdings Ltd.	Cayman Islands	2017/11/16
08202	Inno-Tech Holdings Ltd.	Bermuda	2002/08/12
08081	Interactive Entertainment China Cultural Technology Inv Ltd.	Bermuda	2000/06/19
08186	IR Resources Ltd.	Bermuda	2001/12/31
08092	ITE (Holdings) Ltd.	Cayman Islands	2001/02/21
08035	Janco Holdings Ltd.	Cayman Islands	2016/10/07
08133	Jete Power Holdings Ltd.	Cayman Islands	2015/04/30
08101	Jia Meng Holdings Ltd.	Cayman Islands	2013/10/15
08165	Jian ePayment Systems Ltd.	Cayman Islands	2001/12/10
08045	Jiangsu Nandasoft Technology Co. Ltd. – H Shares	PRC	2001/04/24
08049	Jilin Province Huinan Changlong Bio-pharmacy Co. Ltd. – H shares	PRC	2001/05/24
08411	K W Nelson Interior Design and Contracting Group Ltd.	Cayman Islands	2016/12/08
08203	Kaisun Energy Group Ltd.	Cayman Islands	2004/01/20
08070	Keen Ocean International Holding Ltd.	Cayman Islands	2016/02/24
08315	King Force Group Holdings Ltd.	Cayman Islands	2014/08/20
08109	Kirin Group Holdings Ltd.	Bermuda	2002/01/31
08065	KML Technology Group Ltd.	Cayman Islands	2017/10/16

List of listed companies on GEM (continued)

End of 2017

Code	Company name	Incorporation	Listing date
08039	KNK Holdings Ltd.	Cayman Islands	2016/12/12
08226	KOALA Financial Group Ltd.	Cayman Islands	2002/07/19
08181	Kong Shum Union Property Management (Holding) Ltd.	Cayman Islands	2013/10/11
08027	KPM Holding Ltd.	Cayman Islands	2015/07/10
08170	KSL Holdings Ltd.	Cayman Islands	2014/12/05
08023	Kwong Man Kee Group Ltd.	Cayman Islands	2016/10/13
08195	L & A International Holdings Ltd.	Cayman Islands	2014/10/10
08455	Lai Group Holding Co. Ltd.	Cayman Islands	2017/04/12
08172	Lajin Entertainment Network Group Ltd.	Bermuda	2002/03/26
08369	Lap Kei Engineering (Holdings) Ltd.	Cayman Islands	2015/09/25
08472	Lapco Holdings Ltd.	Cayman Islands	2017/07/18
08351	Larry Jewelry International Co. Ltd.	Bermuda	2009/10/07
08102	Li Bao Ge Group Ltd.	Cayman Islands	2016/06/30
08267	Linekong Interactive Group Co., Ltd.	Cayman Islands	2014/12/30
08237	Link Holdings Ltd.	Cayman Islands	2014/07/07
08383	Linocraft Holdings Ltd.	Cayman Islands	2017/09/15
08415	LKS Holding Group Ltd.	Cayman Islands	2017/01/12
08162	Loco Hong Kong Holdings Ltd.	Hong Kong	2014/08/05
08198	Loto Interactive Ltd.	Cayman Islands	2002/05/17
08217	Luen Wong Group Holdings Ltd.	Cayman Islands	2016/04/12
08052	Luk Hing Entertainment Group Holdings Ltd.	Cayman Islands	2016/11/11
08470	Lumina Group Ltd.	Cayman Islands	2017/10/25
08041	Luxey International (Holdings) Ltd.	Cayman Islands	2000/07/07
08152	M&L Holdings Group Ltd.	Cayman Islands	2017/07/21
08057	Madison Holdings Group Ltd.	Cayman Islands	2015/10/08
08309	Man Shing Global Holdings Ltd.	Cayman Islands	2017/04/13
08075	Media Asia Group Holdings Ltd.	Bermuda	2001/05/31
08307	Medicskin Holdings Ltd.	Cayman Islands	2014/12/18
08161	MediNet Group Ltd.	Cayman Islands	2016/05/31
08242	Megalogic Technology Holdings Ltd.	Cayman Islands	2012/01/19
08349	MEIGU Technology Holding Group Ltd.	Cayman Islands	2017/01/13
08163	Merdeka Financial Services Group Ltd.	Cayman Islands	2002/03/07
08147	Millennium Pacific Group Holdings Ltd.	Cayman Islands	2014/07/18
08093	Million Stars Holdings Ltd.	Cayman Islands	2015/02/12
08358	Miricor Enterprises Holdings Ltd.	Cayman Islands	2017/01/10
08426	Modern Living Investments Holdings Ltd.	Cayman Islands	2017/11/10
08297	My Heart Bodibra Group Ltd.	Cayman Islands	2017/07/13
08228	National Arts Entertainment and Culture Group Ltd.	Bermuda	2002/10/17
08167	Neo Telemedia Ltd.	Cayman Islands	2002/08/06
08256	Netel Technology (Holdings) Ltd.	Cayman Islands	2002/12/20
08213	New Wisdom Holding Co. Ltd.	Cayman Islands	2003/03/18
08420	Nexion Technologies Ltd.	Cayman Islands	2017/06/16
08445	Noble Engineering Group Holdings Ltd.	Cayman Islands	2017/09/29
08080	North Asia Strategic Holdings Ltd.	Bermuda	2000/04/20
08246	Northern New Energy Holdings Ltd.	Cayman Islands	2011/12/30
08476	Ocean One Holding Ltd.	Cayman Islands	2017/10/19
08462	Omnibridge Holdings Ltd.	Cayman Islands	2017/07/17
08245	On Real International Holdings Ltd.	Cayman Islands	2015/09/30
08091	OOH Holdings Ltd.	Cayman Islands	2017/01/05
08001	Orient Securities International Holdings Ltd.	Cayman Islands	2014/01/15
08067	Oriental University City Holdings (H.K.) Ltd.	Hong Kong	2015/01/16
08316	Pak Wing Group (Holdings) Ltd.	Cayman Islands	2015/08/10
08311	Perfect Optronics Ltd.	Cayman Islands	2014/02/07
08221	PF Group Holdings Ltd.	Cayman Islands	2017/01/06
08231	PFC Device Inc.	Cayman Islands	2016/10/07
08066	Phoenitron Holdings Ltd.	Cayman Islands	2001/12/20
08053	Pizu Group Holdings Ltd.	Cayman Islands	2004/08/06
08011	Polyard Petroleum International Group Ltd.	Cayman Islands	2002/07/12
08236	Powerleader Science & Technology Group Ltd. – H Shares	PRC	2002/12/12
08201	PPS International (Holdings) Ltd.	Cayman Islands	2013/06/17
08385	Prosperous Printing Co. Ltd.	Hong Kong	2017/12/13
08026	Prosten Health Holdings Ltd.	Cayman Islands	2000/03/28
08050	Quantum Thinking Ltd.	Cayman Islands	2000/07/24
08471	Reach New Holdings Ltd.	Cayman Islands	2017/07/21
08437	RMH Holdings Ltd.	Cayman Islands	2017/10/13
08072	Roma Group Ltd.	Cayman Islands	2013/02/25
08300	Royal Catering Group Holdings Co. Ltd.	Cayman Islands	2016/08/08
08125	Royal Century Resources Holdings Ltd.	Hong Kong	2014/07/18
08082	Sage International Group Ltd.	Bermuda	2001/11/02
08392	Satu Holdings Ltd.	Cayman Islands	2017/10/16
08200	Sau San Tong Holdings Ltd.	Cayman Islands	2003/11/19
08363	SDM Group Holdings Ltd.	Cayman Islands	2014/10/14
08150	Seamless Green China (Holdings) Ltd.	Bermuda	2001/08/10
08442	SG Group Holdings Ltd.	Cayman Islands	2017/03/21
08258	Shaanxi Northwest New Technology Industry Co. Ltd. – H Shares	PRC	2003/07/03
08205	Shanghai Jiaoda Withub Information Industrial Co Ltd – H Shs	PRC	2002/07/31
08115	Shanghai Qingpu Fire-Fighting Equipment Co. Ltd. – H Shares	PRC	2004/06/30
08286	Shanxi Changcheng Microlight Equipment Co. Ltd. – H Shares	PRC	2004/05/18
08377	Shen You Holdings Ltd.	Cayman Islands	2017/12/15
08469	Sheng Ye Capital Ltd.	Cayman Islands	2017/07/06
08106	Shenghua Lande Scitech Ltd. – H Shares	PRC	2002/05/03
08481	Shenglong Splendecor International Ltd.	Cayman Islands	2017/07/17
08206	Shentong Robot Education Group Co. Ltd.	Cayman Islands	2002/11/15
08301	Shenzhen Mingwah Aohan High Technology Corp. Ltd. – H Shares	PRC	2004/07/07
08329	Shenzhen Neptunus Interlong Bio-Technique Co. Ltd. – H Shares	PRC	2005/09/12
08250	Silk Road Energy Services Group Ltd.	Cayman Islands	2004/06/18

List of listed companies on GEM (continued)

End of 2017

Code	Company name	Incorporation	Listing date
08076	Sing Lee Software (Group) Ltd.	Bermuda	2001/09/05
08352	Sing On Holdings Ltd.	Cayman Islands	2016/12/16
08293	SingAsia Holdings Ltd.	Cayman Islands	2016/07/15
08006	Sino Splendid Holdings Ltd.	Cayman Islands	2000/03/09
08123	Sinofortune Financial Holdings Ltd.	Cayman Islands	2002/01/11
08296	Sino-Life Group Ltd.	Cayman Islands	2009/09/09
08427	SK Target Group Ltd.	Cayman Islands	2017/07/19
08485	Smart Globe Holdings Ltd.	Cayman Islands	2017/12/28
08439	Somerley Capital Holdings Ltd.	Cayman Islands	2017/03/28
08155	South China Assets Holdings Ltd.	Cayman Islands	2002/07/18
08183	Speed Apparel Holding Ltd.	Cayman Islands	2017/05/31
08277	Steed Oriental (Holdings) Co. Ltd.	Cayman Islands	2015/02/23
08029	Sun International Group Ltd.	Cayman Islands	2000/12/14
08008	SUNeVision Holdings Ltd.	Cayman Islands	2000/03/17
08262	Super Strong Holdings Ltd.	Cayman Islands	2016/03/30
08176	SuperRobotics Ltd.	Bermuda	2002/02/19
08321	Tai Kam Holdings Ltd.	Cayman Islands	2016/10/28
08142	Tak Lee Machinery Holdings Ltd.	Cayman Islands	2017/07/27
08436	Takbo Group Holdings Ltd.	Cayman Islands	2017/10/27
08145	Telecom Service One Holdings Ltd.	Cayman Islands	2013/05/30
08346	TEM Holdings Ltd.	Cayman Islands	2016/05/18
08119	Thiz Technology Group Ltd.	Cayman Islands	2001/07/27
08348	Tianjin Binhai Teda Logistics (Group) Corporation Ltd. – H Shs	PRC	2008/04/30
08189	Tianjin TEDA Biomedical Engineering Co. Ltd. – H Shares	PRC	2002/06/18
08028	Timeless Software Ltd.	Hong Kong	1999/11/25
08463	TOMO Holdings Ltd.	Cayman Islands	2017/07/13
08326	Tonking New Energy Group Holdings Ltd.	Cayman Islands	2013/11/21
08465	Transtech Optelecom Science Holdings Ltd.	Cayman Islands	2017/07/20
08103	Trillion Grand Corporate Co. Ltd.	Cayman Islands	2000/09/08
08173	Union Asia Enterprise Holdings Ltd.	Cayman Islands	2002/05/09
08020	Unitas Holdings Ltd.	Cayman Islands	2011/10/12
08365	VBG International Holdings Ltd.	Cayman Islands	2017/05/26
08375	Vertical International Holdings Ltd.	Cayman Islands	2017/11/13
08340	Vinco Financial Group Ltd.	Cayman Islands	2008/05/20
08032	Viva China Holdings Ltd.	Cayman Islands	2000/04/06
08342	Vixtel Technologies Holdings Ltd.	Cayman Islands	2016/12/15
08033	Vodatel Networks Holdings Ltd.	Bermuda	2000/02/25
08291	Wan Cheng Metal Packaging Co. Ltd.	Cayman Islands	2017/07/18
08269	Wealth Glory Holdings Ltd.	Cayman Islands	2010/10/14
08409	WINDMILL Group Ltd.	Cayman Islands	2017/04/18
08362	Winning Tower Group Holdings Ltd.	Cayman Islands	2017/06/30
08421	Winson Holdings Hong Kong Ltd.	Cayman Islands	2017/03/16
08238	Winto Group (Holdings) Ltd.	Cayman Islands	2015/02/16
08021	WLS Holdings Ltd.	Bermuda	2001/12/07
08292	Worldgate Global Logistics Ltd.	Cayman Islands	2016/07/06
08422	WT Group Holdings Ltd.	Cayman Islands	2017/12/28
08069	WWPKG Holdings Co. Ltd.	Cayman Islands	2017/01/12
08227	Xi'an Haitiantian Holdings Co., Ltd. – H Shares	PRC	2003/11/05
08157	XiangXing International Holding Ltd.	Cayman Islands	2017/07/07
08328	Xinyi Automobile Glass Hong Kong Enterprises Ltd.	Cayman Islands	2016/07/11
08252	Yangzhou Guangling District Taihe Rural Micro-fin Co. – H shs	PRC	2017/05/08
08260	Yin He Holdings Ltd.	Cayman Islands	2013/04/10
08048	Yu Tak International Holdings Ltd.	Bermuda	2000/06/30
08005	Yuxing InfoTech Investment Holdings Ltd.	Bermuda	2000/01/31
08139	Zhejiang Chang'an Renheng Technology Co., Ltd. – H Shares	PRC	2015/01/16
08273	Zhejiang Prospect Co. Ltd. – H Shares	PRC	2004/02/18
08249	Zhejiang RuiYuan Intelligent Control Technology Co. Ltd – H Sh	PRC	2003/11/14
08366	Zhejiang United Investment Holdings Group Ltd.	Cayman Islands	2015/11/02
08211	Zhejiang Yongan Rongtong Holdings Co., Ltd. – H Shares	PRC	2002/11/08
08283	Zheng Li Holdings Ltd.	Cayman Islands	2016/11/08
08130	Zhi Cheng Holdings Ltd.	Bermuda	2002/08/26
08370	Zhi Sheng Group Holdings Ltd.	Cayman Islands	2017/01/20
08135	ZMFY Automobile Glass Services Ltd.	Cayman Islands	2013/09/03
08295	ZZ Capital International Ltd.	Cayman Islands	2010/06/18

List of exchange traded funds

End of 2017

Code	Name	Listing date
02819	ABF Hong Kong Bond Index Fund	2005/06/21
02821	ABF Pan Asia Bond Index Fund	2005/07/07
02843	AMUNDI FTSE China A50 Index ETF	2016/10/31
82843	AMUNDI FTSE China A50 Index ETF	2016/10/31
83012	AMUNDI Hang Seng HK 35 Index ETF	2016/04/12
03012	AMUNDI Hang Seng HK 35 Index ETF	2016/04/12
03145	BMO Asia High Dividend ETF	2014/11/13
03141	BMO Asia USD Investment Grade Bond ETF	2014/11/13
03143	BMO Hong Kong Banks ETF	2014/11/13
03121	BMO MSCI Asia Pacific Real Estate ETF	2016/02/18
03165	BMO MSCI Europe Quality Hedged to USD ETF	2016/02/18
03160	BMO MSCI Japan Hedged to USD ETF	2016/02/18
03086	BMO NASDAQ 100 ETF	2016/02/18
82832	Bosera FTSE China A50 Index ETF	2013/12/09
02832	Bosera FTSE China A50 Index ETF	2013/12/09
83180	ChinaAMC CES China A80 Index ETF	2013/08/26
03180	ChinaAMC CES China A80 Index ETF	2013/08/26
83188	ChinaAMC CSI 300 Index ETF	2012/07/17
03188	ChinaAMC CSI 300 Index ETF	2012/07/17
03157	ChinaAMC Hang Seng Stock Connect HK SmallCap Index ETF	2015/10/26
03171	ComStage 1 DAX UCITS ETF	2016/05/18
03177	ComStage 1 DivDAX UCITS ETF	2016/05/18
83008	C-Shares CSI 300 Index ETF	2013/07/08
03008	C-Shares CSI 300 Index ETF	2013/07/08
83107	C-Shares CSI Consumer Staples Index ETF	2014/05/12
03107	C-Shares CSI Consumer Staples Index ETF	2014/05/12
83132	C-Shares CSI Healthcare Index ETF	2014/05/12
03132	C-Shares CSI Healthcare Index ETF	2014/05/12
83137	CSOP CES China A80 ETF	2013/09/23
03137	CSOP CES China A80 ETF	2013/09/23
83199	CSOP China 5-Year Treasury Bond ETF	2014/02/19
03199	CSOP China 5-Year Treasury Bond ETF	2014/02/19
83129	CSOP China CSI 300 Smart ETF	2015/10/23
03129	CSOP China CSI 300 Smart ETF	2015/10/23
83122	CSOP China Ultra Short-Term Bond ETF	2015/01/20
03122	CSOP China Ultra Short-Term Bond ETF	2015/01/20
82822	CSOP FTSE China A50 ETF	2012/08/28
02822	CSOP FTSE China A50 ETF	2012/08/28
83149	CSOP MSCI China A International ETF	2015/11/26
03149	CSOP MSCI China A International ETF	2015/11/26
03021	CSOP MSCI T50 ETF	2015/01/28
03147	CSOP SZSE ChiNext ETF	2015/05/15
83147	CSOP SZSE ChiNext ETF	2015/05/15
03135	CSOP WTI Oil Annual Roll December Futures ER ETF	2016/05/12
03049	db x-trackers CSI300 UCITS ETF	2010/03/25
03007	db x-trackers FTSE China 50 UCITS ETF (DR)	2009/07/08
03087	db x-trackers FTSE VIETNAM UCITS ETF	2009/07/08
03048	db x-trackers MSCI BRAZIL INDEX UCITS ETF (DR)	2010/02/24
03055	db x-trackers MSCI CHINA INDEX UCITS ETF (DR)	2012/01/12
03099	db x-trackers MSCI INDONESIA INDEX UCITS ETF	2012/01/12
02848	db x-trackers MSCI KOREA INDEX UCITS ETF (DR)	2009/07/08
03082	db x-trackers MSCI MALAYSIA INDEX UCITS ETF (DR)	2012/01/12
03043	db x-trackers MSCI PACIFIC EX JAPAN INDEX UCITS ETF (DR)	2010/02/24

List of exchange traded funds (continued)

End of 2017

Code	Name	Listing date
03016	db x-trackers MSCI Philippines IM Index UCITS ETF (DR)	2013/04/11
03027	db x-trackers MSCI RUSSIA CAPPED INDEX UCITS ETF	2010/02/24
03065	db x-trackers MSCI SINGAPORE IM INDEX UCITS ETF (DR)	2013/04/11
03036	db x-trackers MSCI TAIWAN INDEX UCITS ETF (DR)	2009/06/30
03092	db x-trackers MSCI THAILAND INDEX UCITS ETF (DR)	2012/01/12
03020	db x-trackers MSCI USA INDEX UCITS ETF	2009/07/08
03019	db x-trackers MSCI WORLD INDEX UCITS ETF	2010/02/24
03015	db x-trackers NIFTY 50 UCITS ETF	2009/07/08
03120	E Fund CES China 120 Index ETF	2013/10/21
83120	E Fund CES China 120 Index ETF	2013/10/21
02808	E Fund Citi Chinese Government Bond 5-10 Years Index ETF	2014/03/14
82808	E Fund Citi Chinese Government Bond 5-10 Years Index ETF	2014/03/14
83100	E Fund CSI 100 A-Share Index ETF	2012/08/27
03100	E Fund CSI 100 A-Share Index ETF	2012/08/27
03156	GFI MSCI China A International ETF	2015/07/29
83156	GFI MSCI China A International ETF	2015/07/29
02811	Haitong CSI300 Index ETF	2014/03/07
82811	Haitong CSI300 Index ETF	2014/03/07
03128	Hang Seng China A Industry Top Index ETF	2013/11/26
83128	Hang Seng China A Industry Top Index ETF	2013/11/26
02838	Hang Seng FTSE China 50 Index ETF	2005/06/08
02828	Hang Seng H-Share Index ETF	2003/12/10
82828	Hang Seng H-Share Index ETF	2003/12/10
82833	Hang Seng Index ETF	2004/09/21
02833	Hang Seng Index ETF	2004/09/21
83168	Hang Seng RMB Gold ETF	2012/02/14
83150	Harvest CSI Smallcap 500 Index ETF	2015/05/21
03150	Harvest CSI Smallcap 500 Index ETF	2015/05/21
03136	Harvest MSCI China A 50 Index ETF	2013/06/06
83136	Harvest MSCI China A 50 Index ETF	2013/06/06
83118	Harvest MSCI China A Index ETF	2012/10/12
03118	Harvest MSCI China A Index ETF	2012/10/12
03167	ICBC CSOP S&P New China Sectors ETF	2016/12/08
09846	iShares Core CSI 300 Index ETF	2009/11/18
02846	iShares Core CSI 300 Index ETF	2009/11/18
82846	iShares Core CSI 300 Index ETF	2009/11/18
03115	iShares Core Hang Seng Index ETF	2016/11/23
09115	iShares Core Hang Seng Index ETF	2016/11/23
83115	iShares Core Hang Seng Index ETF	2016/11/23
09170	iShares Core KOSPI 200 Index ETF	2016/06/29
83170	iShares Core KOSPI 200 Index ETF	2016/06/29
03170	iShares Core KOSPI 200 Index ETF	2016/06/29
03010	iShares Core MSCI AC Asia ex Japan Index ETF	2009/04/23
83010	iShares Core MSCI AC Asia ex Japan Index ETF	2009/04/23
09010	iShares Core MSCI AC Asia ex Japan Index ETF	2009/04/23
03074	iShares Core MSCI Taiwan Index ETF	2016/06/29
09074	iShares Core MSCI Taiwan Index ETF	2016/06/29
83074	iShares Core MSCI Taiwan Index ETF	2016/06/29
09836	iShares Core S&P BSE SENSEX India Index ETF	2006/11/02
82836	iShares Core S&P BSE SENSEX India Index ETF	2006/11/02
02836	iShares Core S&P BSE SENSEX India Index ETF	2006/11/02
83146	iShares DAX Index ETF	2016/06/29
09146	iShares DAX Index ETF	2016/06/29
03146	iShares DAX Index ETF	2016/06/29

List of exchange traded funds (continued)

End of 2017

Code	Name	Listing date
83155	iShares EURO STOXX 50 Index ETF	2016/06/29
09155	iShares EURO STOXX 50 Index ETF	2016/06/29
03155	iShares EURO STOXX 50 Index ETF	2016/06/29
09847	iShares FTSE 100 Index ETF	2016/06/29
02847	iShares FTSE 100 Index ETF	2016/06/29
82847	iShares FTSE 100 Index ETF	2016/06/29
02823	iShares FTSE A50 China Index ETF	2004/11/18
82823	iShares FTSE A50 China Index ETF	2004/11/18
83162	iShares MSCI China A International Index ETF	2016/01/28
03162	iShares MSCI China A International Index ETF	2016/01/28
02801	iShares MSCI China Index ETF	2001/11/28
02802	iShares MSCI Emerging Asia Index ETF	2009/04/23
09834	iShares NASDAQ 100 Index ETF	2016/06/29
02834	iShares NASDAQ 100 Index ETF	2016/06/29
82834	iShares NASDAQ 100 Index ETF	2016/06/29
02824	Lippo Select HK & Mainland Property ETF	2012/09/26
83127	Mirae Asset Horizons CSI 300 ETF	2014/09/26
03127	Mirae Asset Horizons CSI 300 ETF	2014/09/26
03110	Mirae Asset Horizons Hang Seng High Dividend Yield ETF	2013/06/17
02835	Mirae Asset Horizons KOSPI 200 ETF	2011/01/17
03040	Mirae Asset Horizons MSCI China ETF	2013/06/17
03097	Mirae Asset Horizons S&P Crude Oil Futures Enhanced ER ETF	2016/06/16
03056	Mirae Asset Horizons S&P Global Consumer Brands ETF	2012/01/27
03080	Ping An of China CSI 5-10Y CGB ETF	2017/12/29
03070	Ping An of China CSI HK Dividend ETF	2012/02/15
02803	Premia CSI Caixin China Bedrock Economy ETF	2017/10/24
03173	Premia CSI Caixin China New Economy ETF	2017/10/24
03175	Samsung S&P GSCI Crude Oil ER Futures ETF	2016/04/29
03073	SPDR FTSE Greater China ETF	2010/09/20
02840	SPDR Gold Trust	2008/07/31
02800	Tracker Fund of Hong Kong	1999/11/12
83095	Value China A-Share ETF	2015/03/24
03095	Value China A-Share ETF	2015/03/24
03046	Value China ETF	2009/12/15
09081	Value Gold ETF	2010/11/03
03081	Value Gold ETF	2010/11/03
83081	Value Gold ETF	2010/11/03
03084	Value Japan ETF	2012/05/28
03041	Value Korea ETF	2012/05/28
03060	Value Taiwan ETF	2012/05/28
03085	Vanguard FTSE Asia ex Japan High Dividend Yield Index ETF	2014/06/13
02805	Vanguard FTSE Asia ex Japan Index ETF	2013/05/15
03101	Vanguard FTSE Developed Europe Index ETF	2014/06/13
03126	Vanguard FTSE Japan Index ETF	2014/06/13
03140	Vanguard S&P 500 Index ETF	2015/05/21
02827	W.I.S.E. - CSI 300 China Tracker	2007/07/17
02825	W.I.S.E. - CSI HK 100 Tracker	2008/05/15
03024	W.I.S.E. - SSE 50 China Tracker	2009/04/15
03102	XIE Shares CLSA GARY ETF	2015/11/11
03161	XIE Shares FTSE Chimerica ETF	2015/04/22
03116	XIE Shares FTSE Gold Miners ETF	2016/11/18

Under the pilot programme for trading only stock

Technical notes to tables

1. Annual turnover velocity

$$\text{Annual turnover velocity} = \frac{\text{Annual market turnover in value}}{\text{Total market capitalisation}} \times 100\%$$

2. Average dividend yield

$$\text{Average dividend yield} = \frac{\sum(\text{DPS} \times \text{No. of issued shares})}{\sum(\text{Closing price} \times \text{No. of issued shares})} \times 100\%$$

Dividend per share (DPS) is annualised and adjusted as and when bonus and rights issues, share splits and consolidations are made.

Number of issued shares represents year end number.

3. Average price earning ratio

$$\text{Average P/E Ratio} = \frac{\sum(\text{Closing price} \times \text{No. of issued shares})}{\sum(\text{EPS} \times \text{No. of issued shares})}$$

Earnings per share (EPS) is derived by dividing the consolidated profit after taxation less minority interests and preference dividends and before extraordinary items by the weighted average of number of issued shares during the corresponding financial year.

EPS is annualised and adjusted as and when bonus and rights issues, share splits and consolidations are made.

Number of issued shares represents year end number.

4. China-controlled company (Red Chip)

A company is deemed to be China-controlled company (Red Chip), if

- (1) the company has at least 30% shareholding held in aggregate directly by Mainland China entities, and/or through companies which are controlled by Mainland China entities. Or
- (2) the company has below 30% but 20% or above shareholding held in aggregate directly by Mainland China entities, and/or through companies which are controlled by Mainland China entities and, there is a strong influential presence, on a judgmental basis, on the company's board of directors.

Mainland China entities include state-owned organisations and entities controlled by provincial or municipal authorities.

Technical notes to tables *(continued)*

5. Contract volume (options)

The number of contracts traded, counted on a one-way basis.

6. H shares

Shares issued by a PRC issuer under PRC law and listed on the SEHK, the par value of which is denominated in Renminbi, and which are subscribed for and traded in Hong Kong dollars.

7. Listed company

A company in respect of which all or some of the equity securities are listed on the SEHK.

8. Number of listed securities

The total number of ordinary shares, preferred ordinary/preference shares, warrants, CBBC, ELI, debt securities and unit trust/mutual fund listed on the SEHK.

9. Open interest (options)

The total number of options contracts which are outstanding, i.e. not closed or exercised, as at the relevant date.

10. Premium (options)

Total amount payable by holders and payable to writers of options contracts in aspect of the writing of those contracts.

11. Total market capitalisation

The aggregate capitalisation of all listed companies which are regarded as domestic companies and foreign companies listed on the SEHK only except those under suspension for over one year.

12. Trading volume and value

Figures of trading volume and value are counted on a one-way basis.

Acronyms

AMS	Automatic Order Matching and Execution System
AMS/3	Automatic Order Matching and Execution System/Third Generation
CBBC	Callable Bull/Bear Contract
CCASS	Central Clearing and Settlement System
CNS	Continuous Net Settlement
DCASS	Derivatives Clearing and Settlement System
DR	Depository Receipt
DW	Derivative Warrant
ELI	Equity Linked Instrument
ETF	Exchange Traded Fund
EW	Equity Warrant
HIBOR	Hong Kong Interbank Offered Rate
HKATS	Hong Kong Futures Automated Trading System
HKCC	HKFE Clearing Corporation Ltd
HKCE	Hong Kong Commodity Exchange Ltd
HKEX	Hong Kong Exchanges and Clearing Ltd
HKFE	Hong Kong Futures Exchange Ltd
HKMA	Hong Kong Monetary Authority
HKSCC	Hong Kong Securities Clearing Co Ltd
HSCCI	Hang Seng China-Affiliated Corporations Index
HSCEI	Hang Seng China Enterprises Index
HSI	Hang Seng Index
HSICS	Hang Seng Industry Classification System
iIPO	Internet Initial Public Offering
IPO	Initial public offering
ISI	Investor settlement instruction
L&I Products	Leveraged and Inverse Products
LME	London Metal Exchange
LMEX	London Metal Exchange Index
NASDAQ	National Association of Securities Dealer Automated Quotations
ORS	Order Routing System
OTC Clear	OTC Clearing Hong Kong Ltd.
P/E ratio	Price/earnings ratio
REITs	Real Estate Investment Trusts
RQFII	RMB Qualified Foreign Institutional Investors
S&P	Standard and Poors
SEHK	Stock Exchange of Hong Kong Ltd, The
SEOCH	SEHK Options Clearing House Ltd, The
SFC	Securities and Futures Commission, The
SFO	Securities and Futures Ordinance
SI	Settlement instruction
SS	Stapled securities
TAPOs	Traded Average Price Options
TOPS	Traded OPTions System