

# HKEx Fact Book 2009

---

## Fact Book 2009

- The Year 2009 in review
- Major events of the Hong Kong securities and derivatives markets 2009
- Market highlights
- Securities market - Main board
  - market indices
  - listing statistics
  - market capitalisation
  - trading statistics and analysis
  - short selling
  - listed companies
  - equity warrants
  - derivative warrants
  - callable bull/bear contracts
  - equity linked instrument
  - debt securities
  - unit trusts and mutual funds
  - trading only stock
  - historical section
  - world stock markets
- Securities market - Growth enterprise market (GEM)
  - market indices
  - listing statistics
  - market capitalisation
  - trading statistics and analysis
  - listed companies
  - equity warrants
- Derivatives market
  - equity index products
  - interest rate products
  - equity products
  - commodity products
  - historical section
- Clearing statistics
- Exchange participants
- Clearing participants
- The investing community
- Hong Kong stock market and derivatives markets historical events
- Appendices

## The Year 2009 in Review

In 2009, the HKEx securities market recovered quickly from downturn caused by the global financial crisis. The total market capitalisation of the securities market (including the Main Board and the Growth Enterprise Market (GEM)) at the end of 2009 was HK\$17,874.3 billion, 74% higher than the year-end total market capitalisation in 2008. Single-day turnover in the securities market had its highest level of the year at HK\$146.6 billion on 13 May 2009 and its lowest level at HK\$28.5 billion on 12 March 2009 (compared to the high of HK\$156.6 billion and the low of HK\$22.0 billion in 2008). Total securities market turnover in 2009 was HK\$15,515.2 billion, a decrease of 12% compared with the year 2008. A total of 73 companies were newly listed on the Main Board and GEM in 2009, raising HK\$248.2 billion. Total equity funds raised was HK\$642.1 billion in 2009.

The Hang Seng Index (HSI) reached its highest level of the year at 22,943 points on 16 November 2009 and closed the year at 21,872 points, 52% higher than the previous year's closing. At the end of 2009, the Hang Seng China Enterprises Index (H-shares Index) increased year-on-year by 62%, closing at 12,794 points. The Hang Seng China-Affiliated Corporations Index (the Red-Chips Index) ended the year at 4,059 points, a year-on-year increase of 23%. The S&P/HKEx GEM Index closed at 677 points at the end of 2009, a year-on-year increase of 76%.

In 2009, trading on the Main Board decreased whereas trading on GEM rebounded from their previous year's level. The average daily turnover of the securities market for 2009 was HK\$62.3 billion, a 14% drop from 2008.

Trading on the HKEx derivatives (futures and options) market was less active in 2009 than it was in 2008. The annual trading volume of the HKEx derivatives market was 99 million contracts, down 6% from 2008. The average daily derivatives turnover in 2009 decreased by 8% to 398,134 contracts (175,690 contracts in futures and 222,445 contracts in options).

## STOCK MARKET

### Market development

#### *Listing and regulation*

In 2009, regulators strengthened market regulation and investor protection measures to restore investor confidence in the financial market. In addition, progress was made in respect of product development and the China dimension of the Hong Kong market.

In January, the Hong Kong Monetary Authority (HKMA) and the Securities and Futures Commission (SFC) issued reports on their investigations into the issues relating to the structured products (minibonds) issued by the investment bank, Lehman Brothers, which filed for bankruptcy in September 2008, triggering the global financial crisis. The regulators proposed a number of measures to improve the existing regulations and protection for investors. In particular, banks were asked to implement a number of investor protection measures by the end of March, including audio-recording of the sales process of structured products and segregation of their deposit-taking and investment product sales functions. In July, the SFC, the HKMA and the 16 distributing banks of Lehman Brothers minibonds reached an agreement for the banks to repurchase the minibonds and to take various precautionary and remedial measures, including an independent review of their internal controls, to prevent further mis-selling of structured products.

More actions were taken by the regulator in the aftermath of the global financial crisis to improve market transparency and investor protection. In July, the SFC issued a consultation paper on the short-selling reporting regime to ensure timely disclosure of outstanding short positions in the market. In September, it issued a consultation paper on fine-tuning the existing regulations on documentation and information disclosure in offerings of unlisted securities and futures products, and to introduce a post-sale cooling-off period. In October, it launched a two-month consultation on proposals to align the regulatory regimes for the public offers of structured products.

During the year, HKEx made or explored a number of regulatory changes to enhance issuer information disclosure and the listing process, and reduce the compliance burden on issuers.

The Listing Rules amendments for 15 of the 18 issues contained in the 2008 Combined Consultation Paper became effective 1 January 2009, except those relating to the extension of the black-out period, which were subsequently modified and took effect on 1 April 2009. As a result of the modification, the black-out periods applicable to the publication of annual and interim financial results are 60 days and 30 days respectively. The consultation conclusion on the proposal under Issue 15 (Self-construction of Assets) of the 2008 Combined Consultation Paper was published on 31 July 2009 and the Rule amendments became effective 1 September 2009. The changes will facilitate planning for business development by listed issuers while upholding shareholders' right to know about and participate in decisions that involve important changes affecting the company. On 9 October 2009, the Stock Exchange of Hong Kong (SEHK) published the consultation conclusion on Issue 11 (General Mandates), and concluded that there were no compelling grounds for amending the Listing Rules in this aspect.

On 26 June 2009, SEHK published a consultation paper on streamlining the listing process to help reduce costs and paper burden for both initial public offering (IPO) and listing of securities by listed issuers. The relevant amendments to the Listing Rules took effect on 2 November 2009.

On 31 July 2009, SEHK published a consultation paper on proposals to accelerate rights issues and open offers. The consultation conclusions were published on 18 December 2009, which concluded that the minimum notice period for book closure for rights issues would be reduced to 6 business days and that the notice period for book closure for open offers would remain unchanged. The relevant amendments to the Listing Rules took effect on 1 February 2010.

On 28 August 2009, SEHK published a consultation paper to seek the public's views regarding a proposed framework to accept the use of Mainland accounting and auditing standards and Mainland audit firms endorsed by the Ministry of Finance People's Republic of China and the China Securities Regulatory Commission by Mainland-incorporated companies listed in Hong Kong. Regulators in the Mainland and Hong Kong are working closely to finalise necessary arrangements for implementation of the proposals.

On 11 September 2009, SEHK published a consultation paper proposing a revamp of Chapter 18 of the Main Board Listing Rules. The proposed rule amendments are intended to ensure that mineral companies provide investors with material, relevant and reliable information, and to align the Listing Rules with globally recognised standards. SEHK plans to publish the consultation conclusions and the proposed new Chapter 18 in 2010.

The Exchange is reviewing the 34 responses received regarding the consultation paper published on 18 September 2009 on proposed changes to streamline requirements for circulars and listing documents of listed issuers and to improve the disclosure standards.

On 2 October 2009, SEHK published a consultation paper on proposed changes to simplify the Listing Rules in relation to connected transactions. The paper includes proposals to review the definition of a connected person, to provide exemptions for connected transactions which are immaterial or involve persons not in a position to exercise significant influence, and to amend the Listing Rules to address technical issues.

The Exchange continued its shift in regulatory focus from pre-vetting and clearance of announcements to post-vetting and monitoring. This approach minimises delay in issuers' dissemination of information to the public and promotes a self-compliant culture among issuers. Phase 1 of post-vetting was implemented in 2009, under which announcements related to fund raisings and smaller notifiable transactions were not pre-vetted. Effective 1 January 2010, the Exchange under Phase 2 ceased to pre-vet issuers' announcement for major transactions and connected transactions. It will take a further 12 months for the final phase to be implemented to cover all categories of announcements.

On 5 June 2009, SEHK issued a news release setting out the circumstances in which it may consider, on a case-by-case basis, granting waivers to Main Board IPO applicants from strict compliance with the profit test requirements under the Main Board Listing Rule 8.05(1)(a) if their profit over the track record period has been temporarily and adversely affected by the global financial crisis. The Exchange will review the existing profit test and other components of the eligibility requirements at a suitable time.

On 4 December 2009, HKEx issued a statement in response to media enquiries regarding dissemination of information concerning companies listed by way of introduction. In view of the large amount of information which may be relevant to investors for making investment decisions and limited space available on the trading screen, HKEx discontinued the practice of displaying on its securities trading screens the latest reported audited net tangible asset value per share on the shares' first trading day effective 7 December 2009. Companies listing by way of introduction are encouraged to issue an announcement to provide intermediaries and investors with the last closing price of their shares on any other markets on or before the first day of trading on the Stock Exchange. Investors are urged to seek advice from brokers or professional advisers if they have any doubt.

The Listing Committees view quarterly financial reporting as a long-term goal to ensure a regular flow of timely information of issuers' financial performance and position. The Exchange will continue to explore various approaches and undertake consultations with stakeholders on possible alternatives to quarterly financial reporting.

After research into overseas market experience and discussions with market practitioners, the HKEx Listing Committee decided to suspend the Professional Board Project which aimed at promoting the listing of overseas companies. The major concern was the practicality and the likelihood of success of the Professional Board given that it would exclude retail investors. Instead, efforts were made to improve the existing regime for the listing of overseas issuers. During the year, the number of jurisdictions that HKEx regards as acceptable as the issuer's place of incorporation for a listing has been expanded to include Australia, British Virgin Islands (BVI), Canada (British Columbia and Ontario), Cyprus, Germany, Jersey, Luxembourg, Singapore and United Kingdom. This represents a significant expansion from the four jurisdictions that have been recognised under the Listing Rules (Hong Kong, the People's Republic of China, Bermuda and the Cayman Islands).

The year also saw greater regulatory and market cooperation in the Greater China region. In January and April, HKEx entered into Closer Cooperation Agreements with the Shanghai Stock Exchange and the Shenzhen Stock Exchange respectively. Under the agreements, the exchanges would work more closely to facilitate the fund-raising activities of Chinese enterprises. In May, the SFC and the Taiwan Financial Supervisory Commission (FSC) signed and exchanged a Side Letter to a bilateral Memorandum of Understanding (MOU) to facilitate cross-listing of exchange-traded funds (ETFs) and strengthen regulatory cooperation. Under the Sixth Supplement to the Mainland and Hong Kong Closer Economic Partnership Arrangement (CEPA) signed in May by the Mainland Government and the Hong Kong Government, qualified Mainland securities companies are allowed to set up subsidiaries in Hong Kong and vice versa; the introduction of Mainland ETFs on Hong Kong listed stocks would also be explored. In September, Mainland sovereign bonds of an amount of RMB6 billion (HK\$6.8 billion) were issued in Hong Kong, the first time of such issuance outside Mainland China. The first A-share index in Hong Kong — Hang Seng China A Industry Top Index — was launched in the same month.

The SFC also signed a MOU with the State Securities Commission of Vietnam in April, and with the Securities Commission of Malaysia in November to strengthen regulatory cooperation in respect of Islamic finance. The HKMA and Bank Negara Malaysia (the central bank of Malaysia) also signed an MOU on cooperation in the development of financial services, particularly in the area of Islamic finance. These followed the announcement in February by the Financial Secretary in his budget speech of the plan to promote development of Islamic finance in Hong Kong.

### **Trading, clearing and settlement**

HKEx continued its efforts in the year to improve its information services. On 1 January 2010, the Free Real-time Basic Market Prices Website Service (or Free Prices Website Service) was officially launched, after its soft launch in October, on six designated websites, three in Hong Kong, and three in the Mainland. Under this pilot programme, which will last till the end of December 2011, real-time basic securities prices on the Hong Kong market can be accessed by investors at the designated websites free of charge. The main objectives of the Free Prices Website Service are to expand dissemination of Hong Kong securities market information and raise the Hong Kong securities market's profile in the Mainland. HKEx will review the pilot programme at its later stage to determine whether the service should continue after 2011, and in what form.

In light of the price volatility during the Closing Auction Session (CAS) since its introduction on 26 May 2008, the CAS in the securities market was suspended effective 23 March to maintain public confidence in the orderliness, fairness and transparency of the market. The pre-CAS closing time at 4 pm and the method for calculating closing prices for securities (ie, based on the median of 5 snapshot nominal prices taken during the last minute prior to the end of the market's afternoon session) were resumed.

In September, the first Government Bond targeting institutional investors was admitted into the Central Clearing and Settlement System (CCASS) as one of the eligible securities. As at the end of 2009, 2 issues of the Government Bonds raising a total of \$5.5 billion were admitted into CCASS.

Securities trades executed on the Stock Exchange are currently settled in CCASS on T+2 while the money settlement is completed in the morning of T+3. HKEx plans to implement T+2 Finality for Stock Exchange trades to reduce the overnight counterparty risk created by the settlement time gap. On 27 November 2009, HKEx published a consultation paper on the proposed T+2 Finality model to seek views and comments from market players. The consultation conclusions are planned to be published in the second quarter of 2010.

The SFC set up a working group in April 2009 to study the feasibility of a scripless securities market in Hong Kong. The working group, comprising representatives of the SFC, HKEx and the Federation of Share Registrars Limited, published a joint consultation paper on 30 December 2009 on a proposed operational model for implementing a scripless securities market. The consultation will last for 3 months, and the conclusions are planned to be published in the second quarter of 2010.

To improve administrative efficiency and reduce costs for issuers and market participants, HKEx amended related rules to eliminate a number of minor fees, including fees in respect of additional enquiry pages on the trading system, participant administration, trading, clearing and training.

### **Main Board – Equities**

By the end of 2009, 1,145 companies were listed on the Main Board compared to 1,087 in 2008, with 116 H-share companies and 92 red-chip companies. The year-end market capitalisation of these H-share companies and red-chip companies were HK\$4,686.4 billion and HK\$ 3,862.1 billion respectively, constituting a total of 48% of the Main Board market capitalisation. During the year, 68 companies were newly listed on the Main Board. Excluding 4 companies transferred from GEM and 4 companies listed by way of introduction, the 60 newly listed companies with share offerings (including 6 H-share companies) raised a total of HK\$247.9 billion of new capital. The market capitalisation of the Main Board at the end of 2009 was HK\$17,769.3 billion, up from HK\$10,253.6 billion at the end of 2008.

The HSI rose by 52% from its previous year-end level to 21,872 points at the end of 2009. The number of constituents of the HSI remained 42 at the end of 2009 with 10 H shares.

The S&P/HKEx LargeCap Index rose by 43% year-on-year to 25,564 points at the end of 2009. The Hang Seng Composite Index closed at 3,052 points, 54% above the previous year closing. All four sectors of the HSI — finance, utilities, properties and commerce & industry — rallied in 2009, rising year-on-year by 57%, 11%, 66% and 45% respectively.

The total turnover of Main Board equities was HK\$11,564.2 billion in 2009, down 8% from total equity turnover in 2008. Equity turnover constituted 75% of the total turnover of all securities on the Main Board, up from 72% in 2008.

### **Main Board – Equity warrants**

There were 11 equity warrants newly issued in 2009 without premium, compared to 18 in 2008 with a total issued premium of HK\$25.08 million. At the end of 2009, there were 25 equity warrants listed on the Main Board. The total turnover value of equity warrants was HK\$524.07 million, down 54% from the previous year.

### **Main Board – Debt securities**

There were 157 debt securities listed as at the end of 2009, compared with 172 at the previous year end. The number of listed Exchangeable Trust Certificates (Islamic bonds) remains at three. Total turnover in debt securities was HK\$3.97 million in 2009 (a year-on-year decrease of 46%). A total of 23 debt securities were newly listed during the year, raising new funds of HK\$47.4 billion.

Among the newly listed securities were a RMB-denominated convertible bond with US\$ trading currency listed on 24 July 2009 and the first issue of Hong Kong government bonds listed on 4 September. The HK\$3.5 billion issue under the Institutional Bond Programme of the Hong Kong Government was part of the Hong Kong Government's plan to promote the development of the local bond market.

### **Main Board – Unit trusts and mutual funds (including ETFs and REITs)**

At the end of 2009, a total of 52 unit trusts/mutual funds were listed, compared with 33 in 2008. Among them, 43 were exchange traded funds (ETFs) and seven were real estate investment trusts (REITs). All of the 19 new listings in the year were ETFs. The annual turnover value of the segment increased by 10% to HK\$543.8 billion, of which HK\$499.7 billion (92%) and HK\$43.1 billion (8%) were contributed by ETFs and REITs respectively. Total turnover in the segment constituted 4% of the total turnover of all securities in the Main Board, up from 3% in 2008.

HKEx's ETF market continued to show strong growth in 2009. The listed ETFs track a wide range of underlying assets including eight Hong Kong, eight Mainland, 15 regional and seven international equity indices as well as two bond, two commodity and one money market benchmarks. In 2009, the average daily turnover of ETFs amounted to HK\$2 billion, constituting approximately 3% of the total turnover of the Main Board. In total there are 10 ETF managers and 18 securities market makers for the 43 listed ETFs.

On 22 May 2009, the SFC and the Taiwan Financial Supervisory Commission (FSC) reached an agreement whereby ETFs listed on the Exchange and the Taiwan Stock Exchange (“TWSE”) are mutually recognised for cross listing. Upon signing of the agreement, 16 and 11 ETFs listed in Hong Kong and Taiwan respectively became qualified for cross listing. The Taiwan-listed Polaris Taiwan Top 50 Tracker Fund (HK) was cross listed in Hong Kong on 19 August 2009, and three Hong Kong-listed ETFs were cross listed on TWSE, which were actively traded by the investors in Taiwan.

HKEx is the first exchange to list Mainland A-share industry sector ETFs. As at the end of December 2009, there were eight ETFs on Mainland A-share indices, including the four Mainland A-share industry sector ETFs listed on the Exchange on 18 November 2009.

### **Main Board – Structured products (Derivative Warrants and Callable Bull/Bear Contracts (CBBC))**

A total of 4,230 derivative warrants were newly listed in 2009 compared with 4,822 in 2008. The total notional amount of the new issues was HK\$263.3 billion, down 53% from HK\$555.9 billion in 2008. At the end of 2009, there were 3,367 derivative warrants listed on the Main Board. The total turnover value of derivative warrants recorded a year-on-year decrease of 52% to HK\$1,654.9 billion, constituting 11% of the total turnover of all securities on the Main Board (down from 20% in 2008).

The CBBC market continued its strong growth during the year, with 8,072 newly listed CBBCs in 2009 compared with 4,231 in 2008. The total notional amount of the new issues in 2009 was HK\$519.3 billion, up 17% from HK\$443.3 billion in 2008. At the end of 2009, there were a total of 1,692 listed CBBCs. The total turnover value of CBBCs recorded a year-on-year increase of 61% to HK\$1,676.1 billion, constituting 11% of the total turnover of all securities on the Main Board (up from 6% in 2008).

### **Growth Enterprise Market (GEM)**

The number of listed companies on GEM at the end of 2009 was 174, the same in number as the previous year, of which 40 were H-share companies and 5 were red-chip companies. The year-end total market capitalisation of GEM increased by 133% to HK\$105.0 billion in 2009 from HK\$45.2 billion in 2008, with HK\$27.1 billion for H shares and HK\$6.6 billion for red chips. There were 5 newly listed companies in 2009, raising capital of HK\$0.4 billion. The total turnover value on GEM in 2009 was HK\$75.8 billion, up 45% from the previous year.

The number of companies transferred from GEM to the Main Board during 2009 was 4, compared to 18 in 2008.

### **Trading-only market**

As at the end of 2009, two ETFs and seven Nasdaq stocks were quoted on the trading-only market, unchanged since 2001. Turnover was HK\$2.07 million in 2009 compared to HK\$1.53 million in 2008.

## **DERIVATIVES MARKET**

### **Market and product development**

In 2009, a number of initiatives were launched to broaden the HKEx derivatives market product offering, improve related services, and to make HKEx derivatives products more flexibly available for trading by investors in overseas markets.

A total of 6 new stock option classes were introduced for trading in 2009, namely options on China Overseas Land & Investment Limited, Tencent Holdings Limited and Zijin Mining Group Company Limited in July, and options on BYD Company Limited, China COSCO Holdings Company Limited and Guangzhou R&F Properties Co., Ltd. in November.



On 16 January 2009, the U.S. Commodity Futures Trading Commission (CFTC) granted the Hong Kong Futures Exchange (HKFE) no-action relief in connection with the offer and sale in the U.S. of mini futures contracts based on the HSI and H-shares Index. With the relief, Exchange Participants may offer and sell mini futures contracts based on the HSI and H-shares Index in the U.S. by observing the relevant CFTC rules.

On 27 February, the SFC published a consultation paper on related legislative amendments to facilitate remote access to Hong Kong's futures markets by overseas industry participants. However, in view of the mixed response and concerns about the risk management issues, the SFC decided to conduct further studies before taking forward its proposals.

On 26 June, HKEx published a consultation paper on certified emission reduction (CER) futures to seek views and comments from the public on the business feasibility of developing an emissions trading platform in Hong Kong and CER futures as a product concept. Subsequently, on 29 December, HKEx published the consultation conclusions. Having considered the market responses and based on its analysis of the current facts and circumstances, HKEx considers that there is no imminent need for a CER futures market in Hong Kong. Nevertheless, HKEx reckons the carbon emission markets may become more important in the long run and it will continue to monitor the development of emission policies on the Mainland and other markets and revisit the product concept of CER Futures at an appropriate time.

In addition to HSI Options, HSI Futures and Mini-HSI Futures, HKEx obtained approval from Taiwan regulatory authorities to allow Taiwan investors to trade in H-shares Index Futures and Options and Mini H-shares Index Futures effective 14 September 2009.

On 22 September, HKEx announced its plan to introduce Flexible Index Options in the first quarter of 2010, and published an information paper on the new service. Flexible Index Options would be HSI and H-shares Index options contracts with flexible strike prices and expiry months. The Flexible Index Options would provide over-the-counter (OTC) market participants with an attractive counterparty risk alternative and help increase market transparency by attracting more OTC deals through HKEx's block trade facility.

With effect from 2 November 2009, the strike intervals for stock option classes with underlying prices below HK\$10 were narrowed from 4-10% to 2-5% of the underlying prices so as to allow investors to trade in stock options with strike prices closer to the underlying stock prices. The revised strike intervals were applicable to 21 active option classes, including that on the Tracker Fund of Hong Kong. Moreover, a third calendar quarter expiry month was added to the same group of option classes in order to provide more choices for market participants in terms of longer maturity.

In November, HKEx completed the content enrichment of the Price Reporting System used for transmitting real-time derivatives market data to end-users through authorised information vendors, thereby enhancing market transparency. Market making obligations in the stock options market were also revised to improve the market making service and to enhance price transparency. The revised rules, which took effect on 1 February 2010, require market makers of stock options to provide continuous quotes for more option series.

## Trading activities

In 2009, the total trading volume of futures and options for the year was 98.54 million contracts, representing a 6% year-on-year decrease. Despite that, annual trading volumes in Mini-HSI futures, Mini-HSI options and H-shares Index options reached new record highs.

The largest volume contributor in the futures market during the year continued to be HSI futures which contributed 48% of the total futures volume. The product traded 20.73 million contracts, representing a year-on-year decrease of 5%, and an open interest of 68,456 contracts at the end of 2009. H-share Index futures were the second-largest volume contributor, contributing 29% of total futures volume. Their trading volume decreased year-on-year by 14% to 12.39 million contracts and the year-end open interest was 74,324 contracts. Mini-HSI futures and stock futures recorded growth in the year – their trading volumes were 9.28 million contracts (up 17% year-on-year) and 0.27 million contracts (up 6%) respectively. At the end of 2009, there were 38 stock futures classes, compared with 42 at the end of 2008.

During the year, the options market registered a 9% decrease in trading volume, with the stock options trading volume dropped by 13%. Nevertheless, stock options was still the largest contributor to the total options volume, with 47.44 million contracts traded in 2009, representing 86% of the total options volume and 48% of total futures and options volume. The year-end open interest of stock options was 3.85 million contracts, a decrease of 3% from previous year. There were 51 stock option classes at the end of 2009 (49 at the end of 2008). The total premium of stock options trading for 2009 was HK\$74.6 billion, a decrease of 42% from 2008.

All other options products recorded year-on-year growth in trading volume. HSI options, the second largest volume contributors in the options market, had a year-on-year increase of 40% in its contract volume to 5.37 million contracts in 2009. The turnover of H-shares Index options increased by 22% to 1.96 million contracts in 2009. The turnover of Mini-HSI options increased by 83% to 0.29 million contracts.

The trading of non-equity derivative products (comprising gold futures, HIBOR futures and Exchange Fund Note futures) remained low in 2009, contributing in aggregate 0.01% of total futures and options volume.

## Major Events of the Hong Kong Securities and Derivatives Markets 2009

Month	Event
January	On 8 January, the Hong Kong Monetary Authority (HKMA) and the Securities and Futures Commission (SFC) issued reports on their investigations into the issues relating to Lehman Brothers minibonds. The regulators proposed a number of measures to improve the existing regulations and investor protection.
	On 16 January, the U.S. Commodity Futures Trading Commission (CFTC) granted the Hong Kong Futures Exchange (HKFE) no-action relief in connection with the offer and sale in the U.S. of mini futures contracts based on the Hang Seng Index (HSI) and Hang Seng China Enterprises Index (H-shares Index). With the relief, EPs may offer and sell mini futures contracts based on the HSI and H-shares Index in the U.S. by observing the relevant CFTC rules.
	On 21 January, HKEx and the Shanghai Stock Exchange entered into a Closer Cooperation Agreement.
March	On 4 March, HKEx announced the suspension of the Professional Board project which aimed at attracting overseas companies to list in Hong Kong. The decision was based on research into overseas market experience and discussions with market practitioners.
	Effective 23 March, in light of the price volatility during the Closing Auction Session (CAS) since its introduction on 26 May 2008, the CAS in the securities market was suspended to maintain public confidence in the orderliness, fairness and transparency of the market. The pre-CAS closing time at 4 pm and the method for calculating closing prices for securities (ie, based on the median of 5 snapshot nominal prices taken during the last minute prior to the end of the market's afternoon session) were resumed.
April	On 1 April, the Listing Rules amendments on the revised blackout period for share trading by listed company directors came into effect. The blackout period before the announcement of annual results was extended to 60 days instead of the originally proposed 4 months. The blackout period before interim results announcement was not extended.
	On 8 April, HKEx and the Shenzhen Stock Exchange entered into a Closer Cooperation Agreement.
	On 20 April, the SFC and the State Securities Commission of Vietnam signed a Memorandum of Understanding (MOU) to strengthen their regulatory cooperation.
May	On 9 May, the Supplement VI to the Mainland and Hong Kong Closer Economic Partnership Agreement (CEPA 6) was signed, which provided for the relaxation of certain restrictions on business expansion in the Guangdong Province by Hong Kong banks and securities companies.
June	On 25 June, HSBC Holdings became the first non-Mainland bank to issue Reminbi (RMB) bonds in Hong Kong, with an issue of RMB1 billion (HK\$1.1 billion) bonds by its Mainland branch to institutional investors.
	On 26 June, HKEx published a consultation paper on certified emission reduction (CER) futures to seek views and comments from the public on the business feasibility of developing an emissions trading platform in Hong Kong and CER futures as a product concept.

Month	Event
July	<p>On 2 July, HKEx revised the position limit of 6 option classes to 50,000 open contracts per option class in any direction for all expiry months combined, to cope with the growing stock options market. These 6 option classes were options on CITIC Pacific Limited, Henderson Land Development Company Limited, HKEx, Li &amp; Fung Limited, Wharf (Holdings) Limited and Swire Pacific Limited 'A'.</p> <p>On 6 July, options on China Overseas Land &amp; Investment Limited, Tencent Holdings Limited and Zijin Mining Group Company Limited were introduced.</p> <p>On 22 July, the SFC, the HKMA and the 16 distributing banks of Lehman Brothers minibonds announced an agreement on the repurchase of the minibonds by the banks from eligible customers at 60% or more of the nominal investment amount, involving at least HK\$6.3 billion. The banks were required to take, among other measures, an independent review of their internal controls to prevent further mis-selling of structured products.</p>
August	<p>On 17 August, W.I.S.E. – CSI 300 China Tracker (the first Hong Kong ETF to be cross-listed in Taiwan) was listed via a feeder fund on the Taiwan Stock Exchange and on 19 August, Polaris Taiwan Top 50 Tracker Fund (the first Taiwan ETF to be cross-listed in Hong Kong) was listed also via a feeder fund on the Stock Exchange of Hong Kong (SEHK). The event followed the signing and exchange of a Side Letter to a bilateral MOU between the SFC and the Taiwan Financial Supervisory Commission on 22 May.</p>
September	<p>On 1 September, Listing Rules amendments came into effect, exempting the self-constructed assets from issuer notifiable transaction rules and, if certain conditions are met, from the aggregation requirements in such cases.</p> <p>On 4 September, the first issue of HK\$3.5 billion government bonds under the Hong Kong Government Institutional Bond Issuance Programme were listed on the SEHK and admitted as eligible securities in the Central Clearing and Settlement System (CCASS) operated by Hong Kong Securities Clearing Co Ltd (HKSCC).</p> <p>On 14 September, HKEx obtained approval from Taiwan regulatory authorities to allow Taiwan investors to trade in H-shares Index Futures and Options and Mini H-shares Index Futures, in addition to HSI Options, HSI Futures and Mini-HSI Futures approved previously.</p> <p>On 17 September, HKSCC signed an MOU on cooperation and exchange of information with the National Depository Center (NDC) which is part of the Russian exchange operator MICEX Group.</p> <p>On 21 September, Hang Seng Indexes Co Ltd launched the Hang Seng China A Industry Top Index, the first A-share index in Hong Kong.</p> <p>On 22 September, HKEx announced its plan to introduce Flexible Index Options in the first quarter of 2010, and published an information paper on the new service.</p> <p>On 28 September, the first Mainland sovereign bonds issued outside the Mainland, with an issue size of RMB6 billion (HK\$6.8 billion), were sold in Hong Kong.</p> <p>On 28 September, the HKMA and the Bank Negara Malaysia (the central bank of Malaysia) signed an MOU on cooperation in financial services development, particularly in the area of Islamic finance.</p>

Month	Event
October	<p>On 1 October, the amendments to the Listing Rules for the abolition of the fee for additional security enquiry pages in the exchange trading system took effect. In addition, the amendments clarified that all fees and charges are to be net of all taxes, levies and duties.</p> <p>On 5 October, HKEx soft-launched the Free Real-time Basic Market Prices Website Service for free dissemination of real-time price information for all SEHK-traded securities on six designated websites. The new service was officially launched on 1 January 2010 under a pilot programme that would last until the end of 2011.</p>
November	<p>On 2 November, the amendments to the filing and checklist requirements in the Listing Rules for the listing of equity securities took effect. The amendments streamlined the listing process, which helped shortening the preparation time and reducing costs and paperwork.</p> <p>On 2 November, rule amendments that narrowed the strike intervals in HKEx's stock options market became effective. The new strike intervals applied to 21 stock option classes which would also have an additional calendar quarter expiry month.</p> <p>On 9 November, the SFC and the Securities Commission of Malaysia signed an MOU to foster the further development of Islamic fund management in Hong Kong and strengthen the cooperation between the two regulators.</p> <p>On 12 November, HKEx announced the elimination of certain minor fees charged for its services of participant administration, trading, clearing and training from 1 January 2010 to improve administrative efficiency and reduce costs for market participants.</p> <p>On 16 November, options on BYD Company Limited, China COSCO Holdings Company Limited and Guangzhou R&amp;F Properties Co., Ltd. were introduced.</p> <p>On 18 November, the first 4 A-share industry sector ETFs in Hong Kong were listed on the SEHK.</p> <p>On 27 November, HKEx published a consultation paper on the introduction of a T+2 Finality arrangement for money settlement in CCASS to bring finality of securities and money settlement on the same day.</p>

Month	Event
December	<p>On 7 December, HKEx discontinued the practice of displaying on its securities trading screens the latest reported audited net tangible asset value per share on the shares' first trading day for companies listed by way of introduction in view of the large amount of information which may be relevant to investors for making investment decisions and limited space available on the trading screen. The decision was made following the abnormal price movements on 26 November in the shares of Asian Citrus Holdings, a company listed by way of introduction on the SEHK on that day. Companies listing by way of introduction are encouraged to issue an announcement to provide the last closing price of their shares on any other markets on or before the first day of trading on the Stock Exchange.</p> <p>On 18 December, HKEx published the consultation conclusions on accelerating rights issues and open offers. The minimum notice period for book closure for rights issues would be reduced to six business days and that for open offers would remain unchanged. The Listing Rules amendments took effect on 1 February 2010.</p> <p>On 29 December, HKEx published its consultation conclusions on CER Futures. Having considered the market responses and based on its analysis of the current facts and circumstances, HKEx considers that there is no imminent need for a CER futures market in Hong Kong. Nevertheless, HKEx reckons the carbon emission markets may become more important in the long run and it will continue to monitor the development of emission policies on the Mainland and other markets and revisit the product concept of CER Futures at an appropriate time.</p> <p>On 30 December, the SFC, HKEx and the Federation of Share Registrars Ltd jointly issued a consultation paper on a proposed operational model to introduce a scripless securities market in Hong Kong. The proposed regime would be implemented gradually, initially with the new scripless model operating in parallel with the existing paper form model.</p>

## Stock market highlights – Main Board

	Year		
	2007	2008	2009
<b>Listed securities (as at year end)</b>			
No. of listed companies	1,048	1,087	1,145
Domestic <sup>(1)</sup>	1,039	1,077	1,134
Foreign <sup>(2)</sup>	9	10	11
No. of listed securities	5,896	5,654	6,441
No. of new listed companies <sup>(3)</sup>	82	47	68
New listing companies	78	29	64
Transfer of listing from GEM	4	18	4
Total issued capital (HK\$mil)	953,098.38	972,135.97	1,034,447.41
Total market capitalisation (HK\$mil)	20,536,462.82	10,253,588.75	17,769,271.41
Equity funds raised (HK\$mil)	571,078.35	418,187.62	637,733.82
<b>Trading</b>			
No. of trading days	246	245	249
Total turnover value (HK\$mil) <sup>(4)</sup>			
Annual	21,506,271.44	17,600,713.87	15,439,486.88
Average daily	87,423.87	71,839.65	62,005.97
Total turnover volume (mil shs)			
Annual	22,913,217.30	26,942,745.92	24,497,626.62
Average daily	93,143.16	109,970.39	98,384.04
Total number of trades (deals)			
Annual	148,314,844	139,999,774	175,535,322
Average daily	602,906	571,428	704,961
<b>Stock price indices</b>			
S&P/HKEx LargeCap Index (28 February 2003 = 10000)			
High	38585.09	33684.66	26565.29
Low	21912.46	13569.03	14169.78
Year-end	33708.99	17891.16	25564.96
Hang Seng Index (31 July 1964 = 100)			
High	31638.22	27615.85	22943.98
Low	18664.88	11015.84	11344.58
Year-end	27812.65	14387.48	21872.50
<b>Market ratios <sup>(5)</sup></b>			
Average dividend yield (%)	2.21	5.38	2.33
Average P/E ratio (times)	22.47	7.26	18.13
Average book value ratio (times)	2.81	1.17	1.91
Annual turnover velocity (%)	80.40	123.19	65.08
<b>Number of Exchange participants</b>	<b>478</b>	<b>487</b>	<b>495</b>

## Notes:

- (1) All PRC incorporated enterprises with H shares listed on the Exchange are included.
- (2) A listed company would be counted as a foreign company if it is incorporated overseas and has a majority of its business outside Hong Kong and PRC, and as a domestic company if otherwise.
- (3) Figures includes the number of companies for transfer of listing from GEM to Main Board.
- (4) Turnover values have been adjusted for late reported and rejected sales.
- (5) Calculations are based on year-end figures of all listed stocks.

## Stock market highlights – Growth Enterprise Market (GEM)

	Year		
	2007	2008	2009
<b>Listed securities (as at year end)</b>			
No. of listed companies	193	174	174
No. of listed securities	196	177	175
No. of new listed companies	2	2	5
Total issued capital (HK\$mil)	10,793.14	8,423.19	9,071.91
Total market capitalisation (HK\$mil)	161,080.97	45,164.18	105,036.43
Equity funds raised (HK\$mil)	19,767.38	9,060.05	4,384.13
<b>Trading</b>			
No. of trading days	246	245	249
Total turnover value (HK\$mil) <sup>(1)</sup>			
Annual	159,258.48	52,086.99	75,761.81
Average daily	647.39	212.60	304.26
Total turnover volume (mil shs)			
Annual	250,147.84	161,545.11	296,240.90
Average daily	1,016.86	659.37	1,189.72
Total number of trades (deals)			
Annual	3,270,681	1,395,036	2,106,196
Average daily	13,295	5,694	8,459
<b>Stock price indices</b>			
S&P/HKEx GEM Index (28 February 2003 = 1000)			
High	1793.85	1347.51	731.28
Low	1209.83	343.17	349.51
Year-end	1349.64	385.47	677.01
<b>Market ratios <sup>(2)</sup></b>			
Average dividend yield (%)	0.68	2.76	0.77
Average P/E ratio (times)	44.91	8.01	38.98
Average book value ratio (times)	3.47	0.81	1.99
Annual turnover velocity (%)	98.85	115.32	72.13

## Notes:

- (1) Turnover values have been adjusted for late reported and rejected sales.  
(2) Calculations are based on year-end figures of GEM stocks.



## Stock market highlights – Main Board and GEM

	Year										
	1999	2000	2001	2002	2003	2004	2005	2006	2007	2008	2009
<b>Listed securities (as at year end)</b>											
No. of listed companies	708	790	867	978	1,037	1,096	1,135	1,173	1,241	1,261	1,319
Domestic <sup>(1)</sup>	695	779	857	968	1,027	1,086	1,126	1,165	1,232	1,251	1,308
Foreign <sup>(2)</sup>	13	11	10	10	10	10	9	8	9	10	11
No. of listed securities	1,212	1,349	1,189	1,586	1,785	2,176	2,649	3,383	6,092	5,831	6,616
No. of new listed companies <sup>(3)</sup>	38	90	88	117	73	70	67	62	84	49	73
New listing Companies	38	90	88	115	67	68	65	60	80	31	69
Transfer of listing from GEM	-	-	-	2	6	2	2	2	4	18	4
Total issued capital (HK\$bil)	225.87	288.92	328.63	387.34	409.08	441.06	712.75	901.10	963.89	980.56	1,043.52
Total market capitalisation (HK\$bil)	4,734.76	4,862.44	3,946.31	3,611.32	5,547.85	6,695.89	8,179.94	13,337.71	20,697.54	10,298.75	17,874.31
Equity funds raised (HK\$bil)	149.70	467.34	64.43	110.51	213.76	281.80	301.71	524.54	590.85	427.25	642.12
Initial public offers	17.14	132.12	25.71	51.98	59.14	97.16	165.65	333.85	292.44	65.98	248.23
Secondary market	132.56	335.22	38.71	58.53	154.62	184.64	136.06	190.69	298.41	361.27	393.89
<b>Trading</b>											
No. of trading days	247	247	243	247	248	249	247	247	246	245	249
Total turnover value (HK\$bil) <sup>(4)</sup>											
Annual	1,919.55	3,131.85	1,989.50	1,643.05	2,583.83	3,974.11	4,520.43	8,376.31	21,665.53	17,652.80	15,515.25
Average daily	7.77	12.68	8.19	6.65	10.42	15.96	18.30	33.91	88.07	72.05	62.31
Total turnover volume (bil shs)											
Annual	1,393.78	2,354.69	1,532.37	1,611.93	2,410.38	4,023.55	5,779.81	9,481.27	23,163.37	27,104.29	24,793.87
Average daily	5.64	9.53	6.31	6.53	9.72	16.16	23.40	38.39	94.16	110.63	99.57
Total number of trades (deals)											
Annual	23,063,257	36,871,325	24,123,635	20,536,648	28,803,397	37,243,835	36,956,081	64,077,041	151,585,525	141,394,810	177,641,518
Average daily	93,374	149,277	99,274	83,144	116,143	149,574	149,620	259,421	616,201	577,122	713,420
Trading by products (HK\$bil)											
Equities	1,776.78	2,944.41	1,860.43	1,515.26	2,304.81	3,422.93	3,609.92	6,466.94	16,670.57	12,683.92	11,639.95
Equity warrants	10.38	8.05	3.22	1.75	1.16	2.92	2.28	2.71	5.13	1.13	0.52
Derivative warrants	119.79	159.36	105.00	112.78	264.01	524.48	856.61	1,790.06	4,693.86	3,433.74	1,654.89
CBBC	-	-	-	-	-	-	-	11.34	71.38	1,039.56	1,676.06
ELI	-	-	-	0.33	0.48	0.24	0	0	0	0	0
Debt securities	0.14	0.06	0.04	0.03	0.02	0.04	0.01	0.01	0.01	0.01	0
Unit trusts and mutual funds	12.45	19.97	20.71	12.83	13.31	23.48	51.60	105.26	224.58	494.45	543.81
ETFs	12.45	19.97	20.71	12.83	13.31	23.48	20.70	57.82	160.57	441.10	499.69
REITs	-	-	-	-	-	-	30.91	47.44	51.50	51.49	43.08
Others	0	0	0	0	0	0	0	0	12.52	1.85	1.05
iShares (trading only)	-	-	0.10	0.08	0.03	0.02	0.01	0	0	0	0
<b>Market ratios <sup>(5)</sup></b>											
Average dividend yield (%)	2.20	1.99	2.89	3.36	2.92	2.83	2.87	2.19	2.20	5.37	2.32
Average P/E ratio (times)	26.77	12.95	12.30	14.98	19.08	18.80	15.61	17.39	22.56	7.27	18.19
Average book value ratio (times)	2.16	1.81	1.35	1.11	1.68	1.89	1.93	2.52	2.81	1.17	1.91
Annual turnover velocity (%)	37.53	60.55	47.14	41.96	41.54	51.12	44.13	48.49	80.54	123.16	65.12

## Notes:

- (1) All PRC incorporated enterprises with H shares listed on the Exchange are included.
- (2) A listed company would be counted as a foreign company if it is incorporated overseas and has a majority of its business outside Hong Kong and PRC, and as a domestic company if otherwise.
- (3) Figures includes the number of companies for transfer of listing from GEM to Main Board.
- (4) Turnover values have been adjusted for late reported and rejected sales.
- (5) Calculations are based on year-end figures of all listed stocks.

## Derivatives market highlights

	Year		
	2007	2008	2009
<b>All futures and options products (excluding stock options)</b>			
No. of trading days	245	243	247.5
Contract volume	<b>42,002,718</b>	<b>50,313,871</b>	<b>51,098,362</b>
Equity index products	41,618,802	50,029,072	50,817,046
Equity products	351,514	257,015	271,766
Interest rates products	32,402	24,709	2,777
Gold Futures *	–	3,075	6,773
Average daily	171,440	207,053	206,458
Open interest at the year end	<b>465,980</b>	<b>321,768</b>	<b>455,898</b>
Equity index products	457,894	309,661	451,269
Equity products	5,954	9,449	4,407
Interest rates products	2,132	2,526	103
Gold Futures *	–	132	119
<b>Stock options</b>			
No. of stock options classes at the year end	47	49	51
No. of stock options series at the year end	5,986	8,340	6,806
No. of newly introduced stock options classes	6	3	6
No. of trading days	245	243	247.5
Contract volume			
Annual total	45,982,968	54,692,865	47,439,896
Average daily	187,686	225,074	191,676
Premium (HK\$ Mil.)			
Annual total	106,165	127,850	74,639
Average daily	433	526	302
Number of trades			
Annual total	1,006,542	1,579,169	1,612,285
Average daily	4,108	6,499	6,514
Open interest at the year end	5,314,918	3,984,346	3,848,117
Contracts exercised	6,664,451	8,012,542	6,413,688
Average premium per contract (HK\$)	2,309	2,338	1,573
Average contract per trade (contracts)	46	35	29
No. of market makers	24	22	19
Put volume/call volume	1.08	1.08	1.21
Average daily contract volume/open interest	3.5%	5.6%	5.0%
<b>All futures and options products</b>			
Contract volume	87,985,686	105,006,736	98,538,258
Open interest at the year end	5,780,898	4,306,114	4,304,015

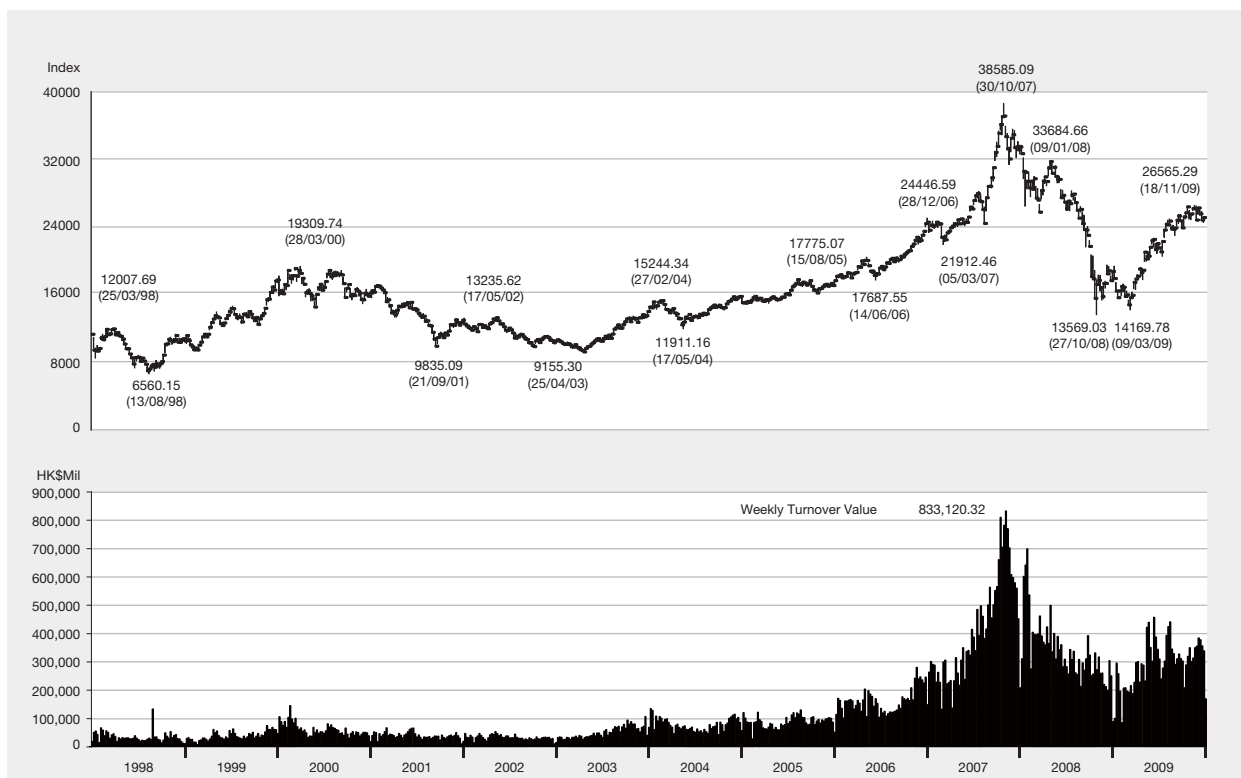
\* Trading on Gold Futures commenced on 20 October 2008

## Market Highlights – Clearing and Settlement

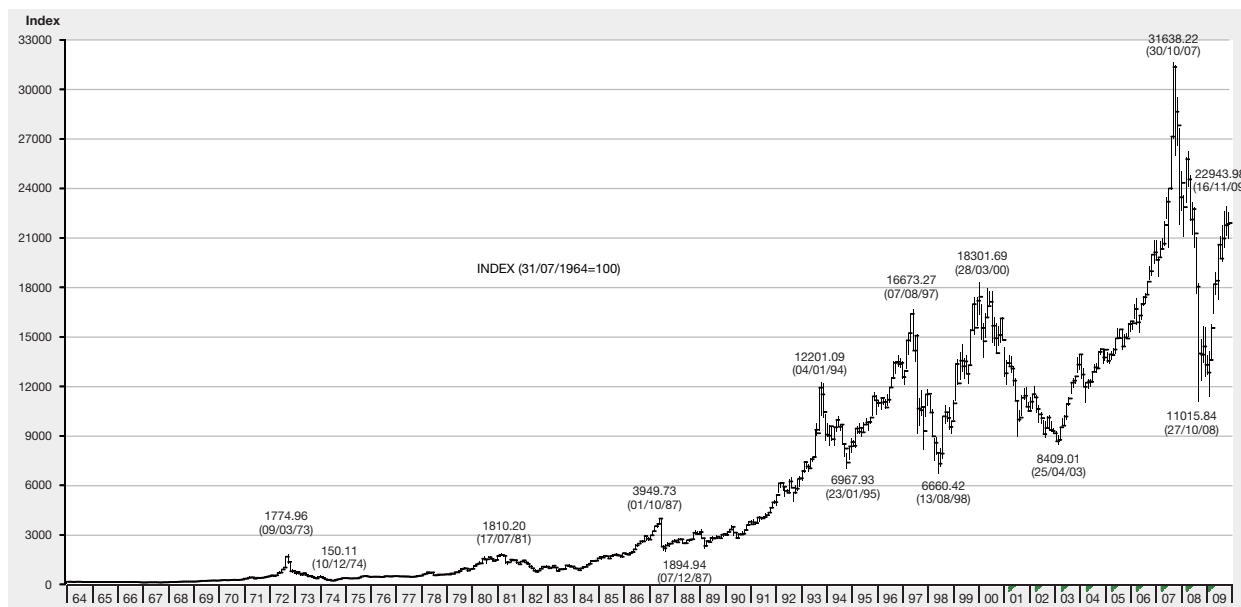
	Year		
	2007	2008	2009
<b>CCASS Statistics</b>			
Average Daily Exchange Trades Handled by CCASS			
– Number of trades	616,195	577,110	713,412
– Value of trades (HK\$bil.)	88.1	72.1	62.3
– Share quantity Involved (bil. shs)	94.2	110.6	99.6
Average Daily Settlement Instructions (“SIs”) Settled by CCASS			
– Number of SIs	66,818	63,433	69,658
– Value of SIs (HK\$bil.)	205.4	193.1	164.0
– Share quantity involved (bil. shs)	48.5	50.0	40.6
Average Daily Investor SIs (“ISIs”) Settled by CCASS			
– Number of ISIs	945	566	560
– Value of ISIs (HK\$mil.)	351.5	220.2	291.8
– Share quantity involved (mil. shs)	252.7	181.6	111.7
Average Daily Settlement Efficiency of CNS Stock Positions on Due Day (T+2) (%)			
	99.70	99.81	99.85
Average Daily Settlement Efficiency of CNS Stock Positions on the Day following the Due Day (T+3) (%)			
	99.97	99.98	99.99
Average Daily Buy-ins Executed on T+3			
– Number of brokers involved	20	8	8
– Number of buy-ins	24	11	9
– Value of buy-ins (HK\$mil)	15.0	8.4	3.4
Shares Deposited in the CCASS Depository			
– Number of shares (bil. shs)	3,570.4	3,408.3	3,286.6
– Percentage of total issued shares of the admitted securities	74.95	72.57	70.93
– Value of shares (HK\$bil)	10,438.9	5,040.5	9,245.1
– Percentage of the total market capitalisation of the admitted securities	47.02	44.62	49.19
<b>DCASS Statistics</b>			
	<b>2007</b>	<b>2008</b>	<b>2009</b>
Open Interest as at the year end (contracts)			
– Equity Index Futures	206,756	172,444	147,968
– Stock Futures	5,954	9,449	4,407
– Gold Futures	–	132	119
– Interest Rates Futures	2,132	2,526	103
– Equity Index Options	251,138	137,217	303,301
– Stock Options	5,314,918	3,984,346	3,848,117
Cumulative Stock Options Exercised			
– Share quantity involved (mil. shs)	6,151	7,231	5,171
– Value of shares (HK\$bil.)	193	215	105

Note: Stock transactions in foreign currencies are excluded from the CCASS Statistics.

## S&P/HKEx LargeCap Index, weekly movement (1998 – 2009)



## Hang Seng Index, monthly movement (1964 – 2009)



## S&P/HKEx LargeCap Index, daily closing (2009)

28 February 2003 = 10000

Date	Jan	Feb	Mar	Apr	May	Jun	Jul	Aug	Sep	Oct	Nov	Dec
1	-	-	-	16641.07	-	22541.99	-	-	23381.56	-	-	25812.38
2	18697.79	15917.09	15292.96	17747.37	-	21957.09	21426.11	-	22996.18	23887.86	25288.66	26023.39
3	-	15821.19	14914.00	17822.46	-	22183.53	21501.92	24540.21	23266.21	-	24865.16	26299.01
4	-	16189.57	15257.30	-	19898.37	22109.94	-	24523.30	23866.06	-	25323.14	26257.29
5	19328.47	16325.09	15105.40	-	19955.95	22353.34	-	24241.85	-	23940.85	25142.24	-
6	19256.07	16923.50	14729.44	18350.02	20423.71	-	21282.43	24794.93	-	24372.61	25548.64	-
7	18559.72	-	-	18240.73	20784.22	-	21137.33	24228.74	24139.32	24850.94	-	26057.20
8	17909.70	-	-	17695.76	20990.27	21843.27	20971.00	-	24668.85	25140.79	-	25749.75
9	17879.58	17057.19	14169.78	18156.18	-	21644.03	21104.97	-	24387.21	25194.76	25941.51	25422.13
10	-	17204.02	14561.21	-	-	22449.66	21021.46	24820.40	24639.91	-	25975.37	25404.89
11	-	16774.47	14887.85	-	20617.31	22434.92	-	24947.74	24774.98	-	26290.98	25555.09
12	17389.11	16392.48	14959.30	-	20645.24	22512.18	-	24190.73	-	24962.10	26048.43	-
13	17024.44	16822.56	15607.77	-	20588.74	-	20514.79	24656.00	-	25152.45	26172.02	-
14	17019.16	-	-	18899.21	19931.76	-	21224.59	24681.79	24467.57	25672.01	-	25790.65
15	16416.24	-	-	19062.43	20198.75	22035.94	21652.71	-	24403.53	25728.37	-	25511.65
16	16390.39	16711.96	16119.02	18950.61	-	21590.03	21766.41	-	24993.35	25674.92	26564.37	25299.26
17	-	16075.20	15927.65	19006.57	-	21483.51	22259.62	23774.08	25456.51	-	26526.03	24999.45
18	-	16165.80	16186.04	-	20473.04	21184.75	-	23971.37	25279.17	-	26565.29	24812.81
19	16504.20	16142.81	16245.71	-	21042.16	21321.00	-	23595.36	-	26002.69	26374.83	-
20	16066.65	15755.73	15876.06	19169.89	20975.03	-	23057.30	24031.00	-	26239.20	26147.79	-
21	15573.76	-	-	18621.69	20676.52	-	23075.37	23839.09	25146.73	26093.68	-	24530.54
22	15663.79	-	-	18142.63	20527.47	21461.81	22788.62	-	25449.65	25891.50	-	24647.36
23	15591.38	16376.42	16669.76	18541.88	-	20852.85	23436.86	-	25378.09	26366.58	26482.74	24905.02
24	-	15917.40	17129.78	18602.84	-	21229.35	23633.93	24171.82	24753.78	-	26141.57	25122.84
25	-	16182.31	16841.53	-	20568.96	21623.10	-	24089.81	24699.05	-	26457.58	-
26	-	16029.57	17453.53	-	20357.58	22008.97	-	24160.59	-	-	25991.11	-
27	-	15914.66	17421.36	18108.17	21350.75	-	23969.18	23903.85	-	25929.34	24801.18	-
28	-	-	-	17755.74	-	-	24439.04	23713.04	24176.70	25459.35	-	25090.57
29	16274.87	-	-	18232.32	21592.71	21873.12	23845.03	-	24651.59	24931.84	-	25142.76
30	16401.30	-	16609.37	18849.23	-	21686.87	23950.83	-	24558.47	25440.13	25491.82	25157.92
31	-	-	16740.46	-	-	-	24310.42	23240.67	-	-	-	25564.96
<b>High</b>	19328.47	17204.02	17453.53	19169.89	21592.71	22541.99	24439.04	24947.74	25456.51	26366.58	<b>26565.29</b>	26299.0
<b>Low</b>	15573.76	15755.73	<b>14169.78</b>	16641.07	19898.37	20852.85	20514.79	23240.67	22996.18	23887.86	24801.18	24530.54
<b>Avg</b>	17108.15	16334.95	15850.24	18329.84	20610.45	21835.51	22380.45	24196.02	24524.29	25346.60	25911.45	25416.22

## S&P/HKEx LargeCap Index, daily movement (2009)



## Hang Seng Index, daily closing (2009)

31 July 1964 = 100

Date	Jan	Feb	Mar	Apr	May	Jun	Jul	Aug	Sep	Oct	Nov	Dec
1	-	-	-	13519.54	-	18888.59	-	-	19872.30	-	-	22113.15
2	15042.81	12861.49	12317.46	14521.97	-	18389.08	18178.05	-	19522.00	20375.49	21620.19	22289.57
3	-	12776.89	12033.88	14545.69	-	18576.47	18203.40	20807.26	19761.68	-	21240.06	22553.87
4	-	13063.89	12331.15	-	16381.05	18502.77	-	20796.43	20318.62	-	21614.77	22498.15
5	15563.31	13178.90	12211.24	-	16430.08	18679.53	-	20494.77	-	20429.07	21479.08	-
6	15509.51	13655.04	11921.52	14998.04	16834.57	-	17979.41	20899.24	-	20811.53	21829.72	-
7	14987.46	-	-	14928.97	17217.89	-	17862.27	20375.37	20629.31	21241.59	-	22324.96
8	14415.91	-	-	14474.86	17389.87	18253.39	17721.07	-	21069.81	21492.90	-	22060.52
9	14377.44	13769.06	11344.58	14901.41	-	18058.49	17790.59	-	20851.04	21499.44	22207.55	21741.76
10	-	13880.64	11694.05	-	-	18785.66	17708.42	20929.52	21069.56	-	22268.16	21700.04
11	-	13539.21	11930.66	-	17087.95	18791.03	-	21074.21	21161.42	-	22627.21	21902.11
12	13971.00	13228.30	12001.53	-	17153.64	18889.68	-	20435.24	-	21299.35	22397.57	-
13	13668.05	13554.67	12525.80	-	17059.62	-	17254.63	20861.30	-	21467.36	22553.63	-
14	13704.61	-	-	15580.16	16541.69	-	17885.73	20893.33	20932.20	21886.48	-	22085.75
15	13242.96	-	-	15669.62	16790.70	18498.96	18258.66	-	20866.37	21999.08	-	21813.92
16	13255.51	13455.88	12976.71	15582.99	-	18165.50	18361.87	-	21402.92	21929.90	22943.98	21611.74
17	-	12945.40	12878.09	15601.27	-	18084.60	18805.66	20137.65	21768.51	-	22914.15	21347.63
18	-	13016.00	13117.17	-	17022.91	17776.66	-	20306.27	21623.45	-	22840.33	21175.88
19	13339.99	13023.36	13130.92	-	17544.03	17920.93	-	19954.23	-	22200.46	22643.16	-
20	12959.77	12699.17	12833.51	15750.91	17475.84	-	19502.37	20328.86	-	22384.96	22455.84	-
21	12583.63	-	-	15285.89	17199.49	-	19501.73	20199.02	21472.85	22318.11	-	20948.10
22	12657.99	-	-	14878.45	17062.52	18059.55	19248.17	-	21701.14	22210.52	-	21092.04
23	12578.60	13175.10	13447.42	15214.46	-	17538.37	19817.70	-	21595.52	22589.73	22771.39	21328.74
24	-	12798.52	13910.34	15258.85	-	17892.15	19982.79	20535.94	21050.73	-	22423.14	21517.00
25	-	13005.08	13622.11	-	17121.82	18275.03	-	20435.24	21024.40	-	22611.80	-
26	-	12894.94	14108.98	-	16991.56	18600.26	-	20456.32	-	-	22210.41	-
27	-	12811.57	14119.50	14840.42	17885.27	-	20251.62	20242.75	-	22169.59	21134.50	-
28	-	-	-	14555.11	-	-	20624.54	20098.62	20588.41	21761.58	-	21480.22
29	13154.43	-	-	14956.95	18171.00	18528.51	20135.50	-	21013.17	21264.99	-	21499.44
30	13278.21	-	13456.33	15520.99	-	18378.73	20234.08	-	20955.25	21752.87	21821.50	21496.62
31	-	-	13576.02	-	-	-	20573.33	19724.19	-	-	-	21872.50
<b>High</b>	15563.31	13880.64	14119.50	15750.91	18171.00	18889.68	20624.54	21074.21	21768.51	22589.73	<b>22943.98</b>	22553.87
<b>Low</b>	12578.60	12699.17	<b>11344.58</b>	13519.54	16381.05	17538.37	17254.63	19724.19	19522.00	20375.49	21134.50	20948.10
<b>Avg</b>	13793.96	13166.66	12794.95	15029.33	17124.29	18342.45	18903.71	20475.51	20920.48	21654.25	22219.44	21747.90

Note: HSI is compiled by Hang Seng Indexes Company Limited

## Hang Seng Composite Index, daily closing (2009)

3 January 2000 = 2000

Date	Jan	Feb	Mar	Apr	May	Jun	Jul	Aug	Sep	Oct	Nov	Dec
1	-	-	-	1899.10	-	2631.80	-	-	2747.34	-	-	3077.03
2	2066.39	1783.24	1707.09	2020.02	-	2571.92	2572.43	-	2698.72	2807.58	2976.74	3109.92
3	-	1776.94	1682.01	2021.87	-	2609.06	2575.19	2928.13	2739.85	-	2933.74	3146.09
4	-	1819.41	1729.90	-	2268.19	2591.80	-	2919.30	2816.15	-	2982.46	3140.12
5	2136.68	1835.58	1718.55	-	2274.61	2621.17	-	2875.56	-	2814.16	2967.38	-
6	2121.32	1896.38	1688.42	2070.04	2322.17	-	2549.17	2921.28	-	2871.76	3009.54	-
7	2046.20	-	-	2058.31	2359.72	-	2529.90	2849.71	2857.13	2928.00	-	3122.40
8	1963.52	-	-	2004.28	2393.19	2575.72	2504.54	-	2905.75	2958.42	-	3094.32
9	1963.39	1907.61	1634.79	2060.18	-	2544.40	2512.38	-	2877.45	2961.39	3055.75	3048.82
10	-	1921.70	1670.50	-	-	2639.37	2503.90	2924.49	2909.11	-	3064.10	3038.12
11	-	1875.96	1702.30	-	2346.96	2646.17	-	2939.11	2922.16	-	3109.61	3061.23
12	1901.00	1834.27	1704.04	-	2351.33	2655.19	-	2856.40	-	2939.10	3092.01	-
13	1864.88	1876.01	1767.92	-	2347.97	-	2442.31	2909.03	-	2958.68	3108.79	-
14	1879.25	-	-	2143.76	2291.53	-	2523.20	2907.32	2892.80	3008.62	-	3086.71
15	1821.26	-	-	2170.17	2329.47	2603.94	2578.61	-	2877.59	3020.20	-	3053.67
16	1831.03	1864.02	1825.26	2159.23	-	2548.42	2589.38	-	2940.18	3011.35	3159.94	3019.18
17	-	1796.45	1806.93	2159.72	-	2542.95	2645.67	2799.28	2984.09	-	3160.97	2976.77
18	-	1805.38	1838.32	-	2367.53	2503.19	-	2809.78	2958.70	-	3147.83	2942.96
19	1838.78	1809.31	1845.36	-	2428.24	2525.86	-	2767.83	-	3051.11	3126.06	-
20	1790.85	1765.52	1798.15	2179.43	2421.16	-	2733.99	2813.16	-	3075.97	3098.17	-
21	1745.28	-	-	2117.66	2390.36	-	2737.30	2797.24	2940.36	3072.04	-	2915.91
22	1755.17	-	-	2066.00	2368.12	2545.47	2702.54	-	2965.71	3059.20	-	2937.57
23	1743.71	1824.50	1889.68	2108.07	-	2475.90	2770.30	-	2954.92	3104.45	3135.83	2968.54
24	-	1775.04	1941.38	2117.85	-	2528.32	2795.20	2843.90	2888.39	-	3097.99	2992.88
25	-	1802.38	1903.68	-	2386.44	2580.49	-	2829.67	2888.32	-	3118.28	-
26	-	1779.61	1968.98	-	2373.01	2628.05	-	2824.19	-	-	3074.79	-
27	-	1770.88	1975.15	2049.59	2481.21	-	2845.17	2794.05	-	3049.88	2936.85	-
28	-	-	-	2010.94	-	-	2900.74	2772.32	2825.27	2997.95	-	2997.57
29	1819.90	-	-	2073.75	2528.16	2622.49	2829.28	-	2878.15	2927.86	-	2998.94
30	1837.51	-	1882.70	2143.20	-	2591.05	2836.74	-	2873.03	2992.48	3033.16	2999.05
31	-	-	1901.85	-	-	-	2886.68	2724.40	-	-	-	3052.01
<b>High</b>	2136.68	1921.70	1975.15	2179.43	2528.16	2655.19	2900.74	2939.11	2984.09	3104.45	<b>3160.97</b>	3146.09
<b>Low</b>	1743.71	1765.52	<b>1634.79</b>	1899.10	2268.19	2475.90	2442.31	2724.40	2698.72	2807.58	2933.74	2915.91
<b>Avg</b>	1895.90	1826.01	1799.23	2081.66	2369.97	2581.03	2662.03	2847.91	2879.14	2980.51	3066.19	3035.45

Note: HSCI is compiled by Hang Seng Indexes Company Limited

## Hang Seng Hong Kong Composite Index, daily closing (2009)

3 January 2000 = 2000

Date	Jan	Feb	Mar	Apr	May	Jun	Jul	Aug	Sep	Oct	Nov	Dec
1	-	-	-	1272.01	-	1872.15	-	-	1999.64	-	-	2191.67
2	1472.45	1315.89	1247.58	1379.19	-	1827.45	1758.04	-	1961.44	2084.17	2144.96	2209.93
3	-	1294.02	1183.25	1390.06	-	1854.02	1756.67	2064.80	1983.34	-	2122.41	2243.23
4	-	1307.88	1189.23	-	1581.51	1848.55	-	2091.17	2026.13	-	2141.62	2235.45
5	1499.20	1297.18	1175.16	-	1589.01	1854.61	-	2060.52	-	2067.19	2123.89	-
6	1512.24	1332.68	1141.53	1433.80	1647.80	-	1745.82	2082.57	-	2090.04	2153.77	-
7	1497.55	-	-	1424.77	1678.73	-	1744.91	2033.33	2049.01	2123.49	-	2225.56
8	1463.62	-	-	1384.89	1686.01	1804.08	1726.80	-	2082.40	2156.98	-	2204.68
9	1465.49	1341.05	1060.91	1421.80	-	1782.20	1725.26	-	2071.55	2160.41	2187.26	2172.58
10	-	1344.21	1095.48	-	-	1834.37	1724.02	2082.49	2093.01	-	2186.36	2173.55
11	-	1314.40	1119.23	-	1668.51	1825.25	-	2092.09	2100.62	-	2230.12	2192.92
12	1442.69	1293.77	1128.21	-	1674.05	1842.92	-	2035.67	-	2145.00	2219.12	-
13	1418.46	1319.72	1173.26	-	1670.75	-	1693.69	2067.26	-	2145.15	2229.66	-
14	1403.77	-	-	1495.07	1617.76	-	1749.93	2069.62	2082.30	2172.33	-	2208.98
15	1350.20	-	-	1490.78	1649.96	1805.80	1794.33	-	2082.09	2180.65	-	2181.96
16	1346.60	1305.88	1209.40	1487.95	-	1764.58	1802.61	-	2129.79	2179.99	2266.65	2167.29
17	-	1279.25	1212.47	1498.61	-	1760.02	1844.78	2008.49	2179.27	-	2264.24	2141.47
18	-	1282.96	1232.50	-	1677.02	1744.14	-	2026.39	2155.52	-	2243.03	2125.34
19	1347.53	1279.65	1232.74	-	1728.16	1759.34	-	1995.10	-	2192.75	2234.20	-
20	1302.84	1253.02	1219.68	1512.89	1718.27	-	1904.52	2037.12	-	2223.71	2213.90	-
21	1269.60	-	-	1470.86	1687.08	-	1926.71	2035.33	2152.21	2228.04	-	2105.45
22	1285.46	-	-	1450.37	1680.56	1765.52	1906.33	-	2175.07	2212.43	-	2117.19
23	1285.34	1288.24	1266.76	1479.68	-	1722.95	1957.11	-	2162.89	2230.85	2227.80	2139.16
24	-	1257.19	1325.11	1487.37	-	1750.22	1965.71	2066.51	2122.72	-	2211.77	2152.10
25	-	1276.23	1291.54	-	1714.00	1782.84	-	2054.60	2118.73	-	2229.36	-
26	-	1283.20	1304.67	-	1717.01	1808.58	-	2057.92	-	-	2203.40	-
27	-	1282.16	1305.46	1446.84	1795.73	-	1982.88	2037.60	-	2183.79	2101.06	-
28	-	-	-	1411.52	-	-	2011.93	2029.08	2086.19	2156.55	-	2151.11
29	1345.01	-	-	1444.39	1824.18	1801.05	1974.75	-	2127.82	2119.85	-	2160.25
30	1359.46	-	1267.77	1517.36	-	1780.34	1996.26	-	2144.28	2168.84	2162.29	2169.02
31	-	-	1267.64	-	-	-	2048.30	1981.13	-	-	-	2188.40
<b>High</b>	1512.24	1344.21	1325.11	1517.36	1824.18	1872.15	2048.30	2092.09	2179.27	2230.85	<b>2266.65</b>	2243.23
<b>Low</b>	1269.60	1253.02	<b>1060.91</b>	1272.01	1581.51	1722.95	1693.69	1981.13	1961.44	2067.19	2101.06	2105.45
<b>Avg</b>	1392.64	1297.43	1211.34	1445.01	1684.53	1799.59	1851.88	2048.04	2094.82	2161.11	2195.09	2175.33

Note: HSHKCI is compiled by Hang Seng Indexes Company Limited

## Hang Seng Mainland Composite Index, daily closing (2009)

3 January 2000 = 2000

Date	Jan	Feb	Mar	Apr	May	Jun	Jul	Aug	Sep	Oct	Nov	Dec
1	-	-	-	2638.90	-	3542.32	-	-	3650.52	-	-	4138.28
2	2784.33	2357.55	2268.97	2779.45	-	3463.93	3537.80	-	3588.86	3689.26	3978.04	4187.82
3	-	2366.47	2281.72	2771.90	-	3513.76	3545.01	3960.26	3651.92	-	3911.91	4228.75
4	-	2440.12	2374.43	-	3086.43	3483.40	-	3914.18	3766.63	-	3993.34	4224.32
5	2902.41	2484.14	2365.14	-	3092.00	3538.46	-	3854.81	-	3720.35	3980.22	-
6	2857.70	2573.91	2336.72	2826.81	3129.85	-	3501.96	3927.32	-	3816.48	4037.07	-
7	2717.60	-	-	2811.74	3175.96	-	3462.62	3829.24	3828.22	3898.89	-	4197.68
8	2581.19	-	-	2740.54	3238.35	3496.39	3428.55	-	3894.88	3927.68	-	4160.83
9	2579.05	2588.65	2306.59	2818.77	-	3453.82	3446.55	-	3847.27	3930.31	4098.64	4099.32
10	-	2614.55	2345.65	-	-	3597.78	3430.13	3934.11	3890.96	-	4116.89	4076.11
11	-	2550.13	2387.43	-	3160.00	3621.58	-	3954.63	3910.24	-	4166.45	4104.21
12	2473.30	2484.85	2381.64	-	3163.34	3621.92	-	3840.78	-	3899.86	4141.20	-
13	2423.12	2544.90	2468.03	-	3159.78	-	3333.09	3917.73	-	3940.35	4165.22	-
14	2467.44	-	-	2916.78	3097.26	-	3443.33	3911.68	3868.09	4016.12	-	4140.61
15	2401.56	-	-	2976.53	3142.87	3553.62	3512.70	-	3836.74	4031.63	-	4099.75
16	2425.30	2534.05	2550.08	2956.61	-	3480.71	3526.56	-	3917.71	4013.93	4233.44	4043.22
17	-	2421.45	2508.51	2946.46	-	3474.06	3600.08	3749.82	3958.09	-	4238.05	3981.67
18	-	2436.14	2553.16	-	3194.10	3407.53	-	3753.05	3929.74	-	4232.56	3928.03
19	2440.34	2447.56	2567.65	-	3267.50	3439.02	-	3698.09	-	4083.37	4196.42	-
20	2386.31	2383.96	2482.59	2972.72	3263.03	-	3722.20	3748.88	-	4103.22	4159.36	-
21	2325.68	-	-	2887.57	3231.31	-	3705.87	3717.48	3895.07	4090.60	-	3892.31
22	2330.17	-	-	2800.99	3191.62	3473.56	3654.53	-	3924.23	4079.96	-	3925.21
23	2306.68	2470.25	2624.70	2858.25	-	3372.66	3743.02	-	3914.34	4154.98	4223.28	3966.96
24	-	2399.41	2671.64	2870.64	-	3453.72	3786.11	3782.39	3817.47	-	4161.16	4004.20
25	-	2436.70	2627.99	-	3194.91	3528.67	-	3765.10	3821.39	-	4185.23	-
26	-	2382.77	2750.83	-	3163.67	3601.16	-	3750.19	-	-	4121.61	-
27	-	2365.82	2762.91	2770.36	3307.46	-	3872.62	3708.43	-	4090.01	3940.28	-
28	-	-	-	2726.54	-	-	3958.39	3671.93	3723.91	4010.16	-	4014.97
29	2403.94	-	-	2823.46	3375.86	3597.43	3847.89	-	3790.96	3902.34	-	4008.42
30	2425.78	-	2609.03	2892.25	-	3553.36	3840.96	-	3763.43	3986.19	4077.38	3999.63
31	-	-	2649.23	-	-	-	3890.87	3621.94	-	-	-	4089.71
<b>High</b>	2902.41	2614.55	2762.91	2976.53	3375.86	3621.92	3958.39	3960.26	3958.09	4154.98	<b>4238.05</b>	4228.75
<b>Low</b>	2306.68	2357.55	<b>2268.97</b>	2638.90	3086.43	3372.66	3333.09	3621.94	3588.86	3689.26	3911.91	3892.31
<b>Avg</b>	2512.88	2464.17	2494.30	2839.36	3191.33	3512.22	3626.86	3810.10	3826.85	3969.28	4112.27	4068.73

Note: HSMLCI is compiled by Hang Seng Indexes Company Limited



## Hang Seng China Enterprises Index, daily closing (2009)

3 January 2000 = 2000

Date	Jan	Feb	Mar	Apr	May	Jun	Jul	Aug	Sep	Oct	Nov	Dec
1	-	-	-	8077.68	-	10937.85	-	-	11342.28	-	-	13229.36
2	8314.11	6911.99	6582.23	8572.20	-	10637.66	10971.89	-	11192.39	11526.32	12741.88	13341.17
3	-	6960.11	6617.57	8574.73	-	10825.20	10983.77	12368.20	11429.21	-	12500.64	13459.06
4	-	7241.72	6948.37	-	9641.91	10706.68	-	12218.67	11760.55	-	12830.15	13461.55
5	8676.75	7455.81	6900.75	-	9602.08	10862.05	-	11968.48	-	11645.05	12805.26	-
6	8644.51	7698.67	6785.47	8804.45	9750.21	-	10827.62	12052.60	-	11986.11	13017.20	-
7	8244.68	-	-	8772.65	9896.93	-	10674.67	11612.18	11979.15	12319.42	-	13358.30
8	7760.02	-	-	8546.71	10051.90	10667.88	10573.71	-	12275.66	12455.84	-	13152.10
9	7723.81	7754.57	6725.58	8831.82	-	10504.32	10641.19	-	12105.54	12496.06	13318.48	12899.36
10	-	7814.68	6880.67	-	-	11033.55	10574.42	11901.65	12216.82	-	13367.19	12866.13
11	-	7599.57	7007.74	-	9764.27	11080.84	-	11988.79	12268.21	-	13460.43	12967.49
12	7311.23	7367.56	6962.48	-	9722.22	11088.77	-	11656.32	-	12375.93	13324.99	-
13	7080.53	7568.73	7282.52	-	9738.62	-	10279.25	11900.15	-	12507.87	13461.79	-
14	7219.04	-	-	9214.91	9448.53	-	10651.86	11899.80	12157.09	12777.74	-	13049.34
15	7042.36	-	-	9305.46	9607.29	10877.54	10860.66	-	12156.07	12859.71	-	12866.99
16	7147.34	7560.55	7599.35	9141.23	-	10716.32	10902.47	-	12525.72	12751.46	13751.65	12691.43
17	-	7193.33	7508.08	9052.18	-	10700.15	11146.43	11395.01	12668.25	-	13732.05	12501.20
18	-	7212.54	7632.52	-	9792.24	10422.31	-	11448.66	12614.57	-	13688.01	12334.82
19	7246.15	7266.24	7731.43	-	10072.51	10509.85	-	11260.83	-	12947.73	13470.98	-
20	7005.88	7066.32	7495.96	9230.04	10042.61	-	11593.13	11518.84	-	13039.96	13329.66	-
21	6730.82	-	-	9039.09	9927.28	-	11592.25	11464.73	12418.34	13001.59	-	12203.17
22	6760.77	-	-	8721.25	9790.79	10638.80	11481.30	-	12511.55	12959.93	-	12349.86
23	6661.93	7307.01	7959.91	8939.09	-	10280.13	11823.75	-	12431.81	13316.02	13625.06	12528.66
24	-	7068.21	8063.29	8979.18	-	10530.35	11984.36	11703.49	12047.25	-	13369.33	12673.74
25	-	7183.72	7966.99	-	9799.36	10763.76	-	11654.81	12056.48	-	13446.09	-
26	-	6995.41	8489.29	-	9684.07	11037.14	-	11657.13	-	-	13146.28	-
27	-	6902.84	8481.22	8641.43	10202.25	-	12189.62	11570.67	-	13145.59	12472.13	-
28	-	-	-	8485.22	-	-	12424.58	11433.98	11752.65	12831.18	-	12669.52
29	7002.70	-	-	8796.08	10428.19	10987.57	11991.37	-	11988.37	12466.67	-	12644.93
30	7131.98	-	7900.09	9084.91	-	10962.61	11991.60	-	11858.15	12769.36	12980.33	12530.77
31	-	-	8070.13	-	-	-	12123.59	11278.26	-	-	-	12794.13
<b>High</b>	8676.75	7814.68	8489.29	9305.46	10428.19	11088.77	12424.58	12368.20	12668.25	13316.02	<b>13751.65</b>	13461.55
<b>Low</b>	6661.93	6902.84	<b>6582.23</b>	8077.68	9448.53	10280.13	10279.25	11260.83	11192.39	11526.32	12472.13	12203.17
<b>Avg</b>	7428.03	7306.48	7435.98	8840.52	9840.17	10762.33	11285.61	11712.06	12079.82	12608.98	13230.46	12844.23

Note: HSCEI is compiled by Hang Seng Indexes Company Limited

## Hang Seng China-Affiliated Corporations Index, daily closing (2009)

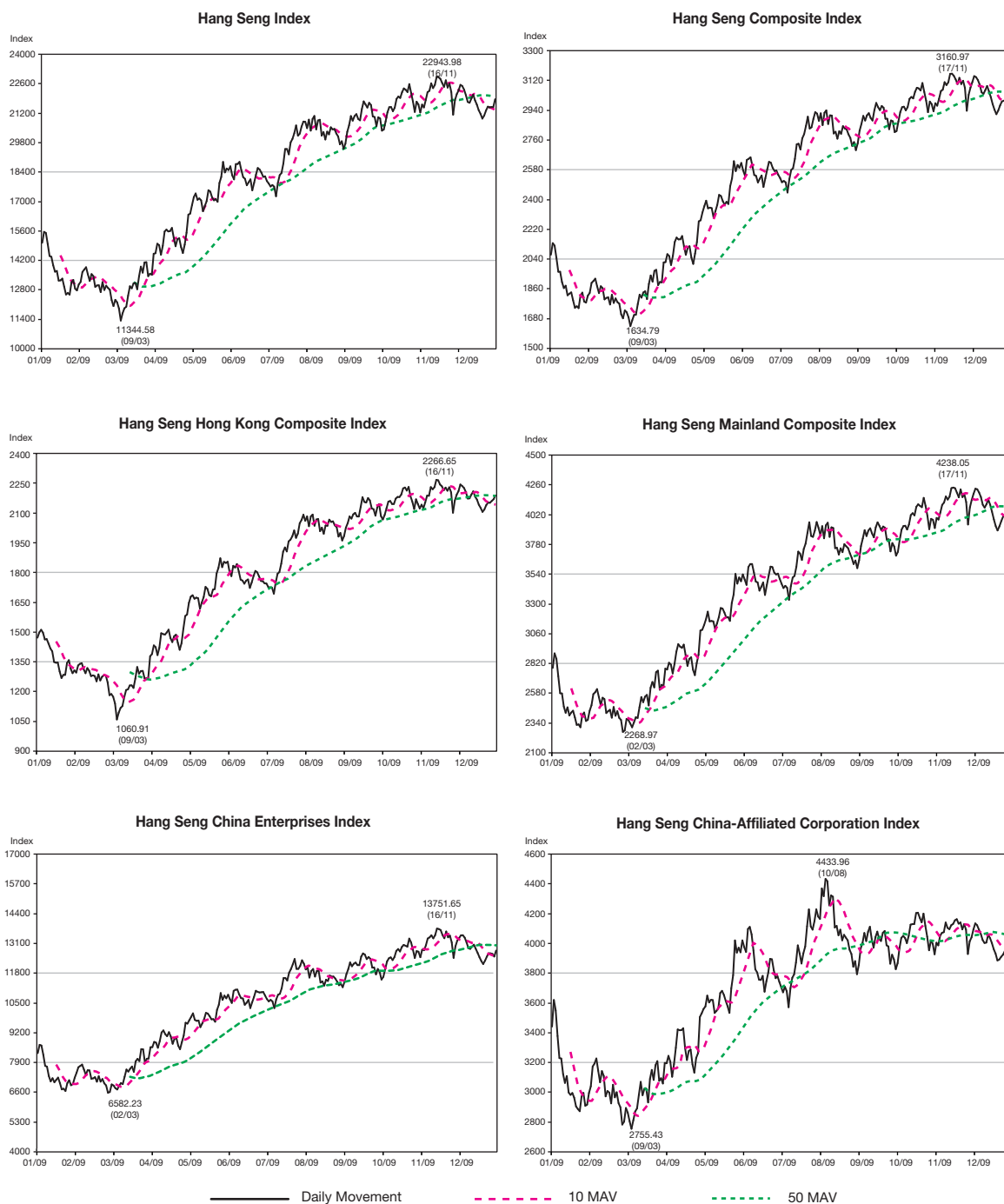
3 January 2000 = 2000

Date	Jan	Feb	Mar	Apr	May	Jun	Jul	Aug	Sep	Oct	Nov	Dec
1	-	-	-	3059.60	-	4020.99	-	-	3881.77	-	-	4041.27
2	3441.74	2910.04	2784.02	3197.79	-	3938.69	3767.17	-	3793.78	3827.46	3998.22	4094.06
3	-	2917.60	2803.32	3195.37	-	3971.91	3780.55	4229.53	3856.02	-	3927.60	4134.90
4	-	2996.12	2895.45	-	3506.37	3940.89	-	4181.09	3966.15	-	4005.31	4122.77
5	3620.68	3041.22	2863.35	-	3531.36	4021.13	-	4164.99	-	3867.80	3987.66	-
6	3550.44	3173.83	2805.20	3245.59	3560.75	-	3742.11	4369.91	-	3968.27	4052.79	-
7	3378.52	-	-	3206.53	3577.21	-	3706.92	4317.70	4003.99	4037.89	-	4092.90
8	3230.56	-	-	3105.01	3650.13	3975.80	3672.21	-	4070.78	4051.20	-	4064.70
9	3227.34	3193.63	2755.43	3190.06	-	3943.05	3709.37	-	4016.45	4037.41	4071.92	4023.40
10	-	3227.85	2812.74	-	-	4097.34	3679.69	4433.96	4078.36	-	4076.14	4003.57
11	-	3145.00	2871.74	-	3603.97	4111.69	-	4418.03	4112.68	-	4141.09	4006.23
12	3122.65	3068.00	2892.29	-	3621.88	4060.82	-	4256.22	-	4002.46	4105.11	-
13	3063.59	3143.22	2983.71	-	3619.97	-	3572.03	4323.25	-	4051.53	4096.24	-
14	3109.76	-	-	3299.85	3533.65	-	3699.22	4314.19	4028.51	4126.77	-	4058.99
15	2999.45	-	-	3422.90	3547.47	3952.26	3769.85	-	3972.38	4130.25	-	4036.50
16	2983.27	3110.07	3070.84	3417.51	-	3826.30	3792.93	-	4042.76	4130.51	4122.99	4003.03
17	-	2973.23	2981.11	3418.04	-	3805.56	3872.14	4107.64	4079.97	-	4131.17	3961.88
18	-	3009.07	3025.36	-	3567.48	3757.21	-	4118.84	4029.99	-	4155.69	3932.14
19	2995.83	2998.52	3025.15	-	3667.22	3755.03	-	4055.20	-	4204.61	4163.50	-
20	2964.57	2926.14	2932.42	3431.08	3682.15	-	3987.67	4092.96	-	4206.93	4133.47	-
21	2905.67	-	-	3297.53	3654.72	-	3932.18	4021.37	4016.98	4172.19	-	3886.05
22	2888.36	-	-	3217.37	3614.42	3782.49	3865.58	-	4072.01	4142.05	-	3892.50
23	2873.42	3051.46	3090.13	3278.23	-	3676.14	3934.38	-	4084.10	4200.70	4141.55	3910.46
24	-	2966.73	3150.99	3287.93	-	3746.77	3979.90	4058.38	3988.23	-	4094.65	3924.64
25	-	3000.68	3083.68	-	3578.59	3804.19	-	4039.30	3980.18	-	4130.04	-
26	-	2927.86	3183.22	-	3533.92	3896.96	-	4021.33	-	-	4093.17	-
27	-	2900.33	3209.93	3188.88	3699.18	-	4115.41	3957.94	-	4118.65	3929.61	-
28	-	-	-	3132.53	-	-	4229.41	3929.86	3864.36	4045.56	-	3949.73
29	2972.61	-	-	3231.34	3787.49	3893.70	4114.75	-	3924.69	3954.40	-	3940.63
30	2996.63	-	3077.49	3263.55	-	3820.14	4093.06	-	3893.75	4018.08	4014.79	3957.43
31	-	-	3095.40	-	-	-	4150.06	3843.85	-	-	-	4059.89
<b>High</b>	3620.68	3227.85	3209.93	3431.08	3787.49	4111.69	4229.41	<b>4433.96</b>	4112.68	4206.93	4163.50	4134.90
<b>Low</b>	2873.42	2900.33	<b>2755.43</b>	3059.60	3506.37	3676.14	3572.03	3843.85	3793.78	3827.46	3927.60	3886.05
<b>Avg</b>	3129.17	3034.03	2972.41	3254.33	3607.26	3899.96	3871.21	4155.03	3989.00	4064.74	4074.89	4004.44

Note: HSCCI is compiled by Hang Seng Indexes Company Limited



## HSI, HSCI, HSHKCI, HSMLCI, HSCEI and HSCCI, daily movement (2009)



## Number of securities by type, 2005 – 2009

Type	Year				
	2005	2006	2007	2008	2009
Ordinary shares	934	976	1,049	1,088	1,146
Preference shares	4	3	2	2	2
Equity warrants	27	27	30	34	25
Derivative warrants	1,304	1,959	4,483	3,011	3,367
Equity linked instrument	0	0	0	0	0
Callable bull/bear contracts	–	24	131	1,314	1,692
Unit trusts/Mutual funds	13	15	26	33	52
– Exchange Traded Fund (ETF)	8	9	17	24	43
– REITs	3	5	7	7	7
– Others	2	1	2	2	2
Debt securities	166	180	175	172	157
<b>Total</b>	<b>2,448</b>	<b>3,184</b>	<b>5,896</b>	<b>5,654</b>	<b>6,441</b>

## Number of newly listed securities, 2005 – 2009

Type	Year				
	2005	2006	2007	2008	2009
Ordinary shares *	57	56	82	47	68
– Newly listed companies	55	54	78	29	64
– Transfer of listing from GEM	2	2	4	18	4
Preference shares	0	1	0	0	0
Equity warrants	12	12	17	18	11
Derivative warrants	1,682	2,823	6,312	4,822	4,230
Equity link instrument	0	0	0	0	0
Callable bull/bear contracts	–	83	391	4,231	8,072
Unit trusts/Mutual funds	6	3	11	7	19
– Exchange Traded Fund (ETF)	3	1	8	7	19
– REITs	0	2	2	0	0
– Others	3	0	1	0	0
Debt securities	32	46	26	20	23
<b>Total</b>	<b>1,789</b>	<b>3,024</b>	<b>6,839</b>	<b>9,145</b>	<b>12,423</b>

\* Includes the number of companies for transfer of listing from GEM to Main Board.

## Number of delisted securities, 2005 – 2009

Type	Year				
	2005	2006	2007	2008	2009
Ordinary shares	15	14	9	8	10
Preference shares	0	2	1	0	0
Equity warrants	17	12	14	14	20
Derivative warrants	1,241	2,168	3,788	6,294	3,874
Equity linked instrument	9	0	0	0	0
Callable bull/bear contracts	–	59	284	3,048	7,694
Unit trusts/mutual funds	3	1	0	0	0
– Exchange Traded Fund (ETF)	0	0	0	0	0
– REITs	0	0	0	0	0
– Others	3	1	0	0	0
Debt securities	26	30	31	23	38
<b>Total</b>	<b>1,311</b>	<b>2,286</b>	<b>4,127</b>	<b>9,387</b>	<b>11,636</b>

## Total market capitalisation by Hang Seng Industry Classification System

HK\$mil

Industry Classification *	2009											
	Jan	Feb	Mar	Apr	May	Jun	Jul	Aug	Sep	Oct	Nov	Dec
Energy	661,830.35	642,953.73	737,878.06	848,282.83	1,025,252.66	1,009,889.95	1,124,389.71	1,068,153.38	1,080,521.88	1,213,054.35	1,245,403.34	1,290,804.22
Materials	181,728.07	178,682.59	205,386.09	236,339.82	346,456.35	379,471.15	449,291.60	409,175.24	457,839.49	511,667.64	547,664.53	538,691.51
Industrial Goods	124,426.98	121,151.70	134,255.43	164,133.99	210,369.78	206,317.83	252,823.68	258,277.14	203,942.54	216,695.63	252,520.23	269,968.50
Consumer Goods	660,890.32	672,955.47	718,521.62	844,753.08	975,416.53	1,038,625.31	1,209,916.88	1,159,159.09	1,262,350.26	1,373,995.61	1,554,544.64	1,647,187.20
Services	581,127.37	549,459.18	587,952.16	670,253.30	843,858.17	828,063.70	968,656.70	911,135.77	955,347.42	1,048,879.92	1,158,525.15	1,190,542.81
Telecommunications	1,683,771.67	1,619,620.27	1,653,323.91	1,665,521.04	1,845,052.80	1,903,895.31	2,009,548.68	1,878,635.23	1,882,716.71	1,836,224.06	1,804,238.97	1,803,635.55
Utilities	443,511.05	453,753.91	453,659.37	478,814.60	490,122.14	513,552.99	549,978.17	549,763.37	586,716.93	579,673.10	592,390.49	640,495.20
Financials	3,152,485.21	3,064,209.24	3,422,648.77	3,911,450.40	4,652,044.05	4,929,072.87	5,520,176.99	5,350,179.68	5,735,271.87	6,026,405.39	6,179,907.33	6,123,556.56
Properties & Construction	1,252,635.17	1,141,631.41	1,319,930.08	1,569,529.06	2,000,622.26	2,007,654.48	2,247,706.14	1,985,394.71	2,146,107.89	2,327,610.61	2,411,085.52	2,465,706.38
Information Technology	240,801.01	242,464.80	281,507.81	350,613.54	463,363.83	462,483.17	554,900.49	561,170.79	645,318.72	720,884.02	740,139.70	835,241.90
Conglomerates	573,130.64	551,213.51	565,699.62	665,344.14	820,818.90	795,547.72	931,967.58	866,726.72	916,721.27	948,005.19	925,215.64	963,441.58
<b>Total</b>	<b>9,556,337.85</b>	<b>9,238,095.80</b>	<b>10,080,762.91</b>	<b>11,405,035.80</b>	<b>13,673,377.47</b>	<b>14,074,574.48</b>	<b>15,819,356.63</b>	<b>14,997,771.13</b>	<b>15,872,855.00</b>	<b>16,803,095.52</b>	<b>17,411,635.53</b>	<b>17,769,271.41</b>

Note: Month-end figures

\* Hang Seng Industry Classification System (HSICS) is provided by Hang Seng Indexes Company Limited.

## Market capitalisation trends by Hang Seng Industry Classification System, 2005 – 2009

HK\$mil

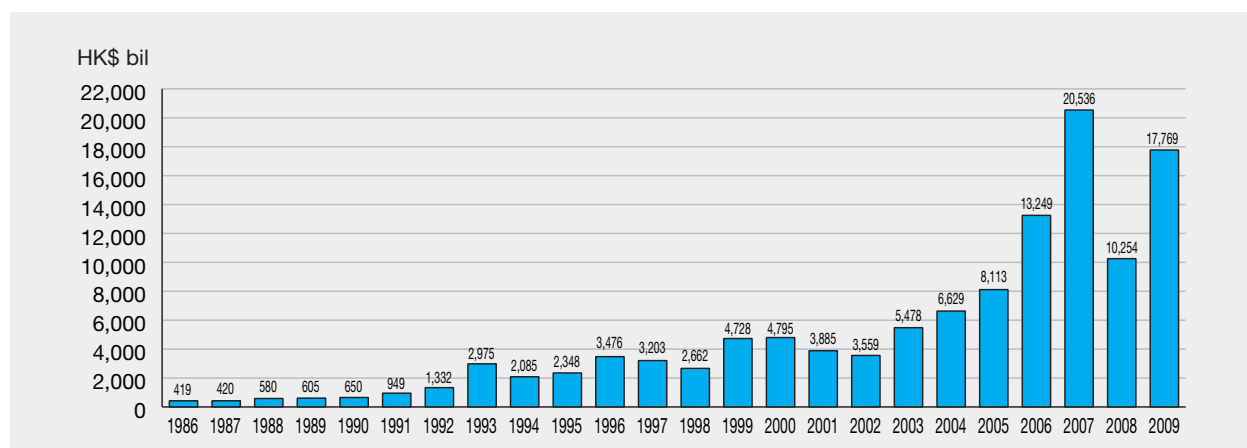
Industry Classification *	2005	2006	2007	2008	2009
Energy	481,795.49 (5.94%)	812,920.95 (6.14%)	1,523,448.41 (7.42%)	711,766.42 (6.94%)	1,290,804.22 (7.26%)
Materials	115,529.44 (1.42%)	293,096.30 (2.21%)	598,670.13 (2.92%)	183,433.26 (1.79%)	538,691.51 (3.03%)
Industrial Goods	89,868.03 (1.11%)	134,874.98 (1.02%)	330,940.14 (1.61%)	129,609.65 (1.26%)	269,968.50 (1.52%)
Consumer Goods	509,910.62 (6.28%)	783,434.39 (5.91%)	1,387,461.40 (6.76%)	663,188.02 (6.47%)	1,647,187.20 (9.27%)
Services	601,744.11 (7.42%)	912,113.53 (6.88%)	1,474,541.63 (7.18%)	595,533.38 (5.81%)	1,190,542.81 (6.70%)
Telecommunications	1,031,192.65 (12.71%)	1,827,864.64 (13.80%)	3,367,585.51 (16.40%)	1,876,211.11 (18.30%)	1,803,635.55 (10.15%)
Utilities	373,992.73 (4.61%)	466,359.10 (3.52%)	612,592.51 (2.98%)	435,659.96 (4.25%)	640,495.20 (3.60%)
Financials	3,003,979.32 (37.03%)	5,242,447.14 (39.57%)	6,415,908.93 (31.24%)	3,571,864.13 (34.84%)	6,123,556.56 (34.46%)
Properties & Construction	916,888.49 (11.30%)	1,528,298.18 (11.54%)	2,925,418.69 (14.24%)	1,275,142.72 (12.44%)	2,465,706.38 (13.88%)
Information Technology	257,900.93 (3.18%)	393,571.95 (2.97%)	658,891.60 (3.21%)	249,332.16 (2.43%)	835,241.90 (4.70%)
Conglomerates	730,531.68 (9.00%)	853,839.36 (6.44%)	1,241,003.87 (6.04%)	561,847.93 (5.48%)	963,441.58 (5.42%)
<b>Equity total</b>	<b>8,113,333.48 (100.00%)</b>	<b>13,248,820.50 (100.00%)</b>	<b>20,536,462.82 (100.00%)</b>	<b>10,253,588.75 (100.00%)</b>	<b>17,769,271.41 (100.00%)</b>

( ) % of equity market total

Year-end figures

\* Hang Seng Industry Classification System (HSICS) is provided by Hang Seng Indexes Company Limited.

## Market capitalisation, 1986 – 2009



## 50 leading companies in market capitalisation

End of 2009

Rank	Code	Company	Issued capital (shares)	Closing price (HK\$)	Market capitalisation (HK\$mil)	% of equity total
1	00005	HSBC Holdings plc	17,407,363,035	89.400	1,556,218.26	8.76
2	00939	China Construction Bank Corporation – H Shares	224,689,084,000	6.670	1,498,676.19	8.43
3	00941	China Mobile Ltd.	20,060,562,761	72.850	1,461,412.00	8.22
4	00883	CNOOC Ltd.	44,669,199,984	12.200	544,964.24	3.07
5	01398	Industrial and Commercial Bank of China Ltd. – H Shares	83,056,501,962	6.440	534,883.87	3.01
6	02888	Standard Chartered PLC	2,023,890,801	194.700	394,051.54	2.22
7	03988	Bank of China Ltd. – H Shares	76,020,251,269	4.200	319,285.06	1.80
8	00700	Tencent Holdings Ltd.	1,818,890,059	168.500	306,482.97	1.72
9	00016	Sun Hung Kai Properties Ltd.	2,564,333,362	116.300	298,231.97	1.68
10	02628	China Life Insurance Co. Ltd. – H Shares	7,441,175,000	38.350	285,369.06	1.61
11	00762	China Unicom (Hong Kong) Ltd.	23,562,092,511	10.280	242,218.31	1.36
12	00001	Cheung Kong (Holdings) Ltd.	2,316,164,338	100.300	232,311.28	1.31
13	00013	Hutchison Whampoa Ltd.	4,263,370,780	53.400	227,664.00	1.28
14	00011	Hang Seng Bank Ltd.	1,911,842,736	114.700	219,288.36	1.23
15	03328	Bank of Communications Co., Ltd. – H Shares	23,064,468,136	9.010	207,810.86	1.17
16	00857	PetroChina Co. Ltd. – H Shares	21,098,900,000	9.320	196,641.75	1.11
17	02388	BOC Hong Kong (Holdings) Ltd.	10,572,780,266	17.600	186,080.93	1.05
18	02318	Ping An Insurance (Group) Co. of China Ltd. – H Shares	2,558,643,698	68.000	173,987.77	0.98
19	00066	MTR Corporation Ltd.	5,727,777,192	26.800	153,504.43	0.86
20	00388	Hong Kong Exchanges and Clearing Ltd.	1,076,157,346	139.400	150,016.33	0.84
21	00019	Swire Pacific Ltd.	905,578,500	'A' 'B' 17.000	136,043.12	0.77
22	00688	China Overseas Land & Investment Ltd.	8,169,023,647	16.400	133,971.99	0.75
23	01088	China Shenhua Energy Co. Ltd. – H Shares	3,398,582,500	38.000	129,146.14	0.73
24	00003	Hong Kong and China Gas Co. Ltd., The	6,529,383,584	19.500	127,322.98	0.72
25	00101	Hang Lung Properties Ltd.	4,147,218,670	30.600	126,904.89	0.71
26	00002	CLP Holdings Ltd.	2,406,143,400	52.450	126,202.22	0.71
27	00012	Henderson Land Development Co. Ltd.	2,146,742,390	58.400	125,369.76	0.71
28	00004	Wharf (Holdings) Ltd., The	2,753,861,207	44.750	123,235.29	0.69
29	00494	Li & Fung Ltd.	3,775,578,386	32.250	121,762.40	0.69
30	00386	China Petroleum & Chemical Corporation – H Shares	16,780,488,000	6.910	115,953.17	0.65
31	00322	Tingyi (Cayman Islands) Holdings Corp.	5,586,793,360	19.200	107,266.43	0.60
32	01688	Alibaba.com Ltd.	5,039,657,882	18.000	90,713.84	0.51
33	00006	Hongkong Electric Holdings Ltd.	2,134,261,654	42.200	90,065.84	0.51
34	01109	China Resources Land Ltd.	5,029,691,168	17.640	88,723.75	0.50
35	00998	China CITIC Bank Corporation Ltd. – H Shares	12,401,802,481	6.630	82,223.95	0.46
36	01880	Belle International Holdings Ltd.	8,434,233,000	9.060	76,414.15	0.43
37	00267	CITIC Pacific Ltd.	3,648,688,160	20.900	76,257.58	0.43
38	01928	Sands China Ltd.	8,047,865,084	9.460	76,132.80	0.43
39	00083	Sino Land Co. Ltd.	4,889,131,780	15.100	73,825.89	0.42
40	00836	China Resources Power Holdings Co. Ltd.	4,681,930,599	15.440	72,289.01	0.41
41	00151	Want Want China Holdings Ltd.	13,208,549,457	5.440	71,854.51	0.40
42	03968	China Merchants Bank Co., Ltd. – H Shares	3,460,600,000	20.350	70,423.21	0.40
43	01044	Hengan International Group Co. Ltd.	1,219,313,721	57.600	70,232.47	0.40
44	00291	China Resources Enterprise, Ltd.	2,395,548,120	28.350	67,913.79	0.38
45	02601	China Pacific Insurance (Group) Co., Ltd. – H Shares	2,184,600,000	30.900	67,504.14	0.38
46	01038	Cheung Kong Infrastructure Holdings Ltd.	2,254,209,945	29.550	66,611.90	0.37
47	00330	Esprit Holdings Ltd.	1,247,526,934	51.750	64,559.52	0.36
48	03333	Evergrande Real Estate Group Ltd.	15,000,000,000	4.290	64,350.00	0.36
49	02038	Foxconn International Holdings Ltd.	7,099,887,634	9.020	64,040.99	0.36
50	00392	Beijing Enterprises Holdings Ltd.	1,137,371,000	56.250	63,977.12	0.36
Total					11,960,392.04	67.31
Equity total					17,769,271.41	100.00

## 20 Stocks with largest price changes (increase)

Rank	Stock Code	Stock Name	Closing price		
			(HK\$)		
			2008	2009	% up
1	00990	THEME INT'L	0.019 A	1.250	6,478.95
2	00751	SKYWORTHDIGITAL	0.435	7.980	1,734.48
3	00566	APOLLO SOLAR EN	0.083 A	1.290	1,454.22
4	00288	COSWAY CORP	0.067	0.860	1,183.58
5	00869	PLAYMATES TOYS	0.068	0.800	1,076.47
6	00933	BRIGHTOIL	0.810	9.510	1,074.07
7	01176	ZHUGUANG HOLD	0.201	2.340	1,064.18
8	00729	JIA SHENG HLDGS	0.036	0.410	1,038.89
9	00546	FUFENG GROUP	0.495	5.570	1,025.25
10	00082	VODONE	0.161	1.790	1,011.80
11	00851	SHENG YUAN HLDG	0.155	1.640	958.06
12	00982	IONE HOLDINGS	0.810	8.500	949.38
13	00030	ABC COM (HOLD)	0.300	2.930	876.67
14	00147	CHAOYUE GROUP	0.101 A	0.890	781.19
15	00724	SINO-TECH INT'L	0.098	0.850	767.35
16	00925	BJ PROPERTIES	0.120	1.030	758.33
17	01141	POLY DEV HOLD	0.090	0.770	755.56
18	01194	C PRECIOUSMETAL	0.260	1.990	665.38
19	01382	PACIFICTEXTILES	0.680	5.190	663.24
20	00746	L & M HOLDING	0.500	3.760	652.00

(A) Adjusted

## 20 Stocks with largest price changes (decrease)

Rank	Stock Code	Stock Name	Closing Prices		
			(HK\$)		
			2008	2009	% down
1	02310	KWANG SUNG ELEC	2.681	0.415	84.52
2	00585	IMAGI INT'L	0.402 A	0.123	69.40
3	00651	CHI O SHIPBLDG	0.950 A	0.295	68.95
4	00913	UNITY INV HOLD	1.260 A	0.400	68.25
5	00885	FOREFRONT GROUP	0.995 A	0.340	65.83
6	00616	EASYKNIT ENT	0.920 A	0.320	65.22
7	00326	CHINA STAR ENT	0.480 A	0.183	61.88
8	00660	WAI CHUN MINING	0.355 A	0.136	61.69
9	01142	SIBERIAN MINING	0.089	0.039	56.18
10	00279	FREEMAN CORP	1.270 A	0.610	51.97
11	00008	PCCW	3.700	1.870	49.46
12	01886	HUIYUAN JUICE	9.690	5.520	43.03
13	00487	SUCCESSUNIVERSE	0.530	0.325	38.68
14	00897	WAI YUEN TONG	0.143	0.089	37.76
15	00901	RADFORD CAPITAL	0.113	0.071	37.17
16	00149	CH AGRI-PROD EX	0.205	0.129	37.07
17	00186	GRANDE HOLDINGS	1.060	0.680	35.85
18	00583	SCMP GROUP	2.580	1.660	35.66
19	00764	CHINA STAR INV	0.960 A	0.620	35.42
20	03886	TOWN HEALTH	1.800 A	1.170	35.00

(A) Adjusted

## Trading value and volume, 2005 – 2009

Year/Month	No. of trading days	Value (HK\$mil)		Volume (mil of shares)		Deals		
		Total	Average daily	Total	Average daily	Total	Average daily	
2005	247	4,498,095.11	18,210.91	5,733,064.60	23,210.79	36,404,138	147,385	
2006	247	8,332,633.24	33,735.36	9,431,388.99	38,183.76	63,132,306	255,596	
2007	246	21,506,271.44	87,423.87	22,913,217.30	93,143.16	148,314,844	602,906	
2008	245	17,600,713.87	71,839.65	26,942,745.92	109,970.39	139,999,774	571,428	
2009	249	15,439,486.88	62,005.97	24,497,626.62	98,384.04	175,535,322	704,961	
2009	Jan	18	858,243.62	47,680.20	1,410,483.10	78,360.17	9,857,218	547,623
	Feb	20	797,706.87	39,885.34	1,565,121.67	78,256.08	9,561,366	478,068
	Mar	22	1,023,114.04	46,505.18	1,517,093.88	68,958.81	12,465,848	566,629
	Apr	20	1,235,305.04	61,765.25	1,934,033.70	96,701.68	14,484,961	724,248
	May	19	1,508,709.33	79,405.75	2,163,654.56	113,876.56	16,149,574	849,978
	Jun	22	1,609,173.39	73,144.24	2,467,064.18	112,139.28	18,288,448	831,293
	Jul	22	1,516,179.83	68,917.27	2,276,025.27	103,455.69	17,501,660	795,530
	Aug	21	1,467,940.64	69,901.94	2,333,857.43	111,136.07	15,850,199	754,771
	Sep	22	1,328,000.91	60,363.68	2,116,138.36	96,188.11	14,691,431	667,792
	Oct	20	1,310,683.02	65,534.15	2,068,707.20	103,435.36	14,347,714	717,386
	Nov	21	1,477,698.31	70,366.59	2,428,113.38	115,624.45	16,956,397	807,447
	Dec	22	1,306,731.88	59,396.90	2,217,333.89	100,787.90	15,380,506	699,114

Notes: Stock transactions in foreign currencies are excluded from the total turnover in value but included iShares turnover.

## Trading value and volume of foreign stocks, 2005 – 2009

Year/Month	No. of trading days	Value (HK\$thousand)		Volume (thousands of shares)		Deals		
		Total	Average daily	Total	Average daily	Total	Average daily	
2005	247	3,348,196.49	13,555.45	1,253,601.95	5,075.31	64,108	260	
2006	247	12,982,997.79	52,562.74	4,163,480.29	16,856.20	217,427	880	
2007	246	30,049,198.60	122,151.21	12,317,524.56	50,071.24	559,837	2,276	
2008	245	8,204,773.31	33,488.87	7,758,151.62	31,665.92	226,221	923	
2009	249	20,794,410.39	83,511.69	13,883,841.21	55,758.40	509,350	2,046	
2009	Jan	18	401,630.95	22,312.83	698,605.02	38,811.39	16,036	891
	Feb	20	837,484.89	41,874.24	846,535.16	42,326.76	30,985	1,549
	Mar	22	1,796,528.68	81,660.39	1,159,966.78	52,725.76	55,798	2,536
	Apr	20	1,881,918.18	94,095.91	1,549,500.19	77,475.01	50,457	2,523
	May	19	1,851,650.66	97,455.30	2,519,302.94	132,594.89	51,978	2,736
	Jun	22	2,011,687.84	91,440.36	2,612,307.91	118,741.27	53,399	2,427
	Jul	22	1,806,326.20	82,105.74	1,138,923.93	51,769.27	39,954	1,816
	Aug	21	2,440,857.78	116,231.32	745,785.69	35,513.60	43,541	2,073
	Sep	22	1,585,853.39	72,084.24	431,624.77	19,619.31	33,517	1,524
	Oct	20	1,753,520.11	87,676.01	469,154.72	23,457.74	35,388	1,769
	Nov	21	2,619,800.51	124,752.41	945,775.31	45,036.92	56,607	2,696
	Dec	22	1,807,151.21	82,143.24	766,358.80	34,834.49	41,690	1,895

Notes:

1. Foreign stocks are stocks of listed companies incorporated overseas which have a majority of their business outside Hong Kong and China.
2. The exchange rate of HK\$7.8/US\$1 was used to calculate the equivalent value in Hong Kong dollars.

## Trading value by type of securities, 2009

Month	Equities		Warrants	ELI	CBBC	Unit trusts	Debt securities	iShare	Market total
	Mil of shares	HK\$mil	HK\$mil	HK\$mil	HK\$mil	HK\$mil	HK\$mil	HK\$mil	HK\$mil
Jan	229,133.30	624,756.54	100,837.74	0.00	105,311.99	27,337.19	0.15	0.00	858,243.62
Feb	173,624.68	520,724.25	110,410.72	0.00	123,712.00	42,858.44	1.45	0.00	797,706.87
Mar	192,364.63	757,233.02	103,161.21	0.00	122,340.60	40,377.89	1.32	0.00	1,023,114.04
Apr	277,271.38	917,179.67	117,816.86	0.00	160,128.58	40,179.73	0.20	0.00	1,235,305.04
May	448,501.87	1,192,508.26	139,028.58	0.00	140,897.85	36,274.38	0.26	0.00	1,508,709.33
Jun	463,137.12	1,237,918.45	156,307.61	0.00	169,863.71	45,083.56	0.05	0.00	1,609,173.39
Jul	364,911.93	1,154,917.63	171,810.06	0.00	140,453.27	48,998.82	0.05	0.00	1,516,179.83
Aug	324,148.28	1,076,248.93	166,467.19	0.00	155,765.77	69,458.63	0.10	0.00	1,467,940.64
Sep	238,891.83	982,366.74	146,639.14	0.00	138,032.57	60,962.24	0.21	0.00	1,328,000.91
Oct	236,041.04	992,454.59	146,612.55	0.00	129,429.01	42,186.77	0.10	0.00	1,310,683.02
Nov	353,363.13	1,118,615.03	161,329.31	0.00	150,808.28	46,945.69	0.00	0.00	1,477,698.31
Dec	303,757.86	989,264.84	134,997.85	0.00	139,321.32	43,147.81	0.05	0.00	1,306,731.88
<b>Total</b>	<b>3,605,147.04</b>	<b>11,564,187.97</b>	<b>1,655,418.83</b>	<b>0.00</b>	<b>1,676,064.95</b>	<b>543,811.17</b>	<b>3.97</b>	<b>0.00</b>	<b>15,439,486.88</b>

Notes:

1. Turnover values and shares have been adjusted for late reported and rejected sales.
2. Figures may not add up to total due to rounding.
3. Turnover for equities included the trading only of NASDAQ stocks transaction.

## Trading value by Hang Seng Industry Classification System, 2009

Industry Classification *	No. of issue #	Turnover		
		HK\$mil	% of total	Annual turnover velocity (%)
Energy	39	1,254,007.78	10.84	97.15
Materials	96	851,044.08	7.36	157.98
Industrial Goods	101	322,709.07	2.79	119.54
Consumer Goods	291	968,460.81	8.37	58.79
Services	179	818,855.64	7.08	68.78
Telecommunications	16	775,617.14	6.71	43.00
Utilities	29	376,909.54	3.26	58.85
Financials	96	3,618,991.17	31.29	59.10
Properties & Construction	188	1,703,059.40	14.73	69.07
Information Technology	90	478,878.00	4.14	57.33
Conglomerates	23	395,653.26	3.42	41.07
<b>Sub-total</b>	<b>1,148</b>	<b>11,564,185.89</b>	<b>100.00</b>	<b>65.08</b>
NASDAQ stocks	7	2.07	0.00	n.a.
<b>Total</b>	<b>1,155</b>	<b>11,564,187.97</b>	<b>100.00</b>	<b>n.a.</b>

Notes:

1. Turnover in warrants, debt securities and unit trusts are not included.
2. Turnover values have been adjusted for late reported and rejected sales.
3. Figures may not add up to total due to rounding.

# Year-end figures

\* Industry Classification is provided by Hang Seng Indexes Company Limited.

## 20 most active stocks (in dollars)

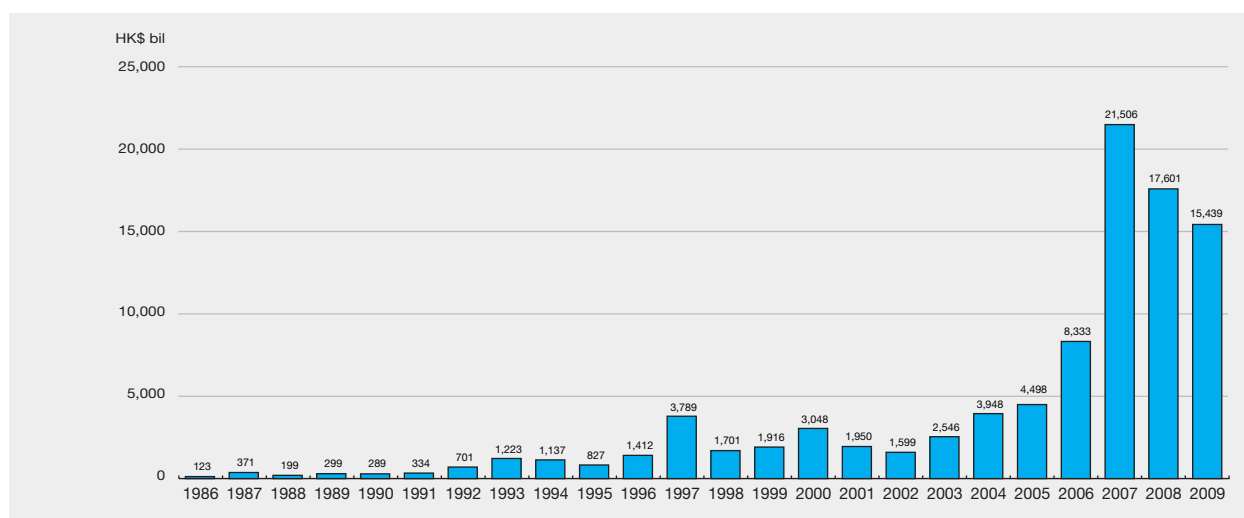
Rank	Stock Code	Stock Name	Turnover (HK\$mil)	% of equity total
1	00939	CCB	610,705.85	5.28
2	00005	HSBC HOLDINGS	563,331.82	4.87
3	00941	CHINA MOBILE	538,366.68	4.66
4	01398	ICBC	472,570.07	4.09
5	02628	CHINA LIFE	426,770.71	3.69
6	03988	BANK OF CHINA	406,459.99	3.51
7	00857	PETROCHINA	263,584.79	2.28
8	00386	SINOPEC CORP	248,046.96	2.14
9	00883	CNOOC	235,326.02	2.03
10	00388	HKEX	221,655.64	1.92
11	02318	PING AN	160,018.79	1.38
12	00016	SHK PPT	159,916.38	1.38
13	01088	CHINA SHENHUA	148,711.31	1.29
14	01919	CHINA COSCO	140,723.04	1.22
15	03968	CM BANK	138,774.55	1.20
16	00688	CHINA OVERSEAS	111,842.70	0.97
17	00001	CHEUNG KONG	111,014.64	0.96
18	00358	JIANGXI COPPER	108,282.96	0.94
19	03328	BANKCOMM	105,496.19	0.91
20	00700	TENCENT	104,838.01	0.91
Total			5,276,437.12	45.63
Equity total			11,564,187.97	100.00

## 20 most active stocks (in shares)

Rank	Stock Code	Stock Name	Turnover (mil of shares)	% of equity total
1	03988	BANK OF CHINA	135,503.89	3.76
2	00939	CCB	119,156.01	3.31
3	01398	ICBC	96,664.94	2.68
4	00690	UNI-BIO GROUP	61,625.21	1.71
5	03886	TOWN HEALTH	60,831.03	1.69
6	01051	G-RESOURCES	56,420.70	1.57
7	00261	CCT TECH INT'L	51,282.71	1.42
8	00651	CHI O SHIPBLDG	50,687.88	1.41
9	01142	SIBERIAN MINING	46,750.15	1.30
10	01041	FULBOND HOLDING	45,680.11	1.27
11	00202	INTERCHINA HOLD	44,168.70	1.23
12	00386	SINOPEC CORP	41,863.80	1.16
13	00857	PETROCHINA	33,095.18	0.92
14	00697	SHOUGANG INT'L	29,606.37	0.82
15	01228	SUPERB SUMMIT	29,006.44	0.80
16	00152	SHENZHEN INT'L	28,622.01	0.79
17	02866	CSCL	27,215.77	0.75
18	00728	CHINA TELECOM	26,136.47	0.72
19	00295	KONG SUN-NEW	25,502.72	0.71
20	01215	KAI YUAN HLDGS	25,113.98	0.70
Total			1,034,934.06	28.71
Equity total			3,605,147.04	100.00



## Trading value, 1986 – 2009



## Market capitalisation and trading value of listed companies by incorporation place, 2009

End of 2009

Country	No. of listed companies <sup>(1)</sup>	Market capitalisation (HK\$mil) <sup>(2)</sup>	% of total	Turnover (HK\$mil)	% of equity total
Australia	–	–	–	353.05	0.00
Bermuda	438	1,641,316.37	9.24	1,103,695.46	9.54
Canada	1	–	–	15,378.96	0.13
Cayman Islands	388	2,971,328.72	16.72	1,610,726.34	13.93
England	2	1,950,269.79	10.98	607,826.04	5.26
Germany	1	–	–	166.80	0.00
Hong Kong	198	6,516,637.78	36.67	3,073,144.57	26.57
PRC	116	4,686,418.75	26.37	5,152,805.63	44.56
Singapore	1	3,300.00	0.02	89.04	0.00
USA <sup>(3)</sup>	7	–	–	2.07	0.00
<b>Total</b>	<b>1,145</b>	<b>17,769,271.41</b>	<b>100.00</b>	<b>11,564,187.97</b>	<b>100.00</b>

### Notes:

- (1) Total no. of listed companies are excluded the NASDAQ Stocks.
- (2) Foreign companies and stock suspended over 1 year are excluded.
- (3) NASDAQ stocks are quoted on the Exchange for trading only.

# Statistics on Hang Seng Index Stocks, 2009

End of 2009

Index name	Stock code	Stock name	Turnover (HK\$mil)	% of equity total	Market capitalisation (HK\$mil)	% of equity total	Closing price (HK\$)	Change* (%)	P/E ratio (times)
<b>Finance (11)</b>									
	00005	HSBC HOLDINGS	563,331.82	4.87	1,556,218.26	8.76	89.400	48.36	26.50
	00939	CCB	610,705.85	5.28	1,498,676.19	8.43	6.670	56.94	14.84
	01398	ICBC	472,570.07	4.09	534,883.87	3.01	6.440	57.84	17.11
	03988	BANK OF CHINA	406,459.99	3.51	319,285.06	1.80	4.200	98.11	14.60
	02628	CHINA LIFE	426,770.71	3.69	285,369.06	1.61	38.350	62.85	44.91
	00011	HANG SENG BANK	76,788.40	0.66	219,288.36	1.23	114.700	12.78	15.55
	03328	BANKCOMM	105,496.19	0.91	207,810.86	1.17	9.010	61.18	13.71
	02388	BOC HONG KONG	85,974.34	0.74	186,080.93	1.05	17.600	100.46	55.66
	02318	PING AN	160,018.79	1.38	173,987.77	0.98	68.000	81.33	1,642.51
	00388	HKEX	221,655.64	1.92	150,016.33	0.84	139.400	89.40	29.14
	00023	BANK OF E ASIA	44,679.65	0.39	57,050.90	0.32	30.850	109.48	1,448.36
<b>Utilities (4)</b>									
	00003	HK & CHINA GAS	28,426.52	0.25	127,322.98	0.72	19.500	66.67	30.21
	00002	CLP HOLDINGS	55,818.61	0.48	126,202.22	0.71	52.450	-0.29	12.12
	00006	HK ELECTRIC	41,178.11	0.36	90,065.84	0.51	42.200	-2.99	11.22
	00836	CHINA RES POWER	38,826.28	0.34	72,289.01	0.41	15.440	4.20	38.07
<b>Properties (6)</b>									
	00016	SHK PPT	159,916.38	1.38	298,231.97	1.68	116.300	80.03	28.80
	00001	CHEUNG KONG	111,014.64	0.96	232,311.28	1.31	100.300	36.83	14.97
	00688	CHINA OVERSEAS	111,842.70	0.97	133,971.99	0.75	16.400	52.13	25.31
	00101	HANG LUNG PPT	44,729.86	0.39	126,904.89	0.71	30.600	81.71	30.71
	00012	HENDERSON LAND	40,956.95	0.35	125,369.76	0.71	58.400	103.48	7.75
	00083	SINO LAND	37,773.56	0.33	73,825.89	0.42	15.100	88.28	19.60
<b>Commerce &amp; Industry (21)</b>									
	00941	CHINA MOBILE	538,366.68	4.66	1,461,412.00	8.22	72.850	-6.36	11.41
	00883	CNOOC	235,326.02	2.03	544,964.24	3.07	12.200	68.51	10.82
	00700	TENCENT 100	104,838.01	0.91	306,482.97	1.72	168.500	237.00	95.71
	00762	CHINA UNICOM	91,517.57	0.79	242,218.31	1.36	10.280	10.54	6.35
	00013	HUTCHISON	97,884.27	0.85	227,664.00	1.28	53.400	37.45	12.89
	00857	PETROCHINA	263,584.79	2.28	196,641.75	1.11	9.320	37.26	13.14
	00066	MTR CORPORATION	25,826.15	0.22	153,504.43	0.86	26.800	49.22	18.22
	01088	CHINA SHENHUA	148,711.31	1.29	129,146.14	0.73	38.000	131.71	25.01
	00004	WHARF HOLDINGS	40,470.75	0.35	123,235.29	0.69	44.750	110.59	19.66
	00494	LI & FUNG	60,815.22	0.53	121,762.40	0.69	32.250	142.85	46.55
	00386	SINOPEC CORP	248,046.96	2.14	115,953.17	0.65	6.910	47.33	17.74
	00019	SWIRE PACIFIC A	41,961.56	0.36	85,124.38	0.48	94.000	76.19	24.08
	00267	CITIC PACIFIC	39,616.97	0.34	76,257.58	0.43	20.900	149.40	-
	00291	CHINA RESOURCES	28,613.58	0.25	67,913.79	0.38	28.350	109.69	29.15
	00330	ESPRIT HOLDINGS	73,903.57	0.64	64,559.52	0.36	51.750	17.88	13.57
	02038	FIH	27,039.42	0.23	64,040.99	0.36	9.020	250.97	67.41
	00017	NEW WORLD DEV	38,511.78	0.33	61,722.40	0.35	15.960	103.05	29.10
	00144	CHINA MER HOLD	42,309.70	0.37	61,426.91	0.35	25.250	68.56	16.51
	00293	CATHAY PAC AIR	15,003.90	0.13	56,962.07	0.32	14.480	66.06	-
	02600	CHALCO	103,600.47	0.90	33,720.91	0.19	8.550	109.56	10,687.50
	01199	COSCO PACIFIC	18,913.26	0.16	22,466.88	0.13	9.930	25.54	10.40
Total (42)			6,129,797.02	53.01	10,812,343.55	60.85			
Equity total			11,564,187.97	100.00	17,769,271.41	100.00			

Notes: \* As compared with previous year.

( ) The number of constituent stocks.

# Statistics on Hang Seng Composite Index Stocks, 2009

End of 2009

Index name	Stock code	Stock name	Turnover (HK\$mil)	% of equity total	Market capitalisation (HK\$mil)	% of equity total	Closing price (HK\$)	Change* (%)	P/E ratio (times)
<b>Hang Seng Hong Kong Composite Index (67)</b>									
<b>Hang Seng HK LargeCap Index (16)</b>									
	00005	HSBC HOLDINGS	563,331.82	4.87	1,556,218.26	8.76	89.400	48.36	26.50
	00016	SHK PPT	159,916.38	1.38	298,231.97	1.68	116.300	80.03	28.80
	00001	CHEUNG KONG	111,014.64	0.96	232,311.28	1.31	100.300	36.83	14.97
	00013	HUTCHISON	97,884.27	0.85	227,664.00	1.28	53.400	37.45	12.89
	00011	HANG SENG BANK	76,788.40	0.66	219,288.36	1.23	114.700	12.78	15.55
	02388	BOC HONG KONG	85,974.34	0.74	186,080.93	1.05	17.600	100.46	55.66
	00066	MTR CORPORATION	25,826.15	0.22	153,504.43	0.86	26.800	49.22	18.22
	00388	HKEX	221,655.64	1.92	150,016.33	0.84	139.400	89.40	29.14
	00003	HK & CHINA GAS	28,426.52	0.25	127,322.98	0.72	19.500	66.67	30.21
	00101	HANG LUNG PPT	44,729.86	0.39	126,904.89	0.71	30.600	81.71	30.71
	00002	CLP HOLDINGS	55,818.61	0.48	126,202.22	0.71	52.450	-0.29	12.12
	00012	HENDERSON LAND	40,956.95	0.35	125,369.76	0.71	58.400	103.48	7.75
	00006	HK ELECTRIC	41,178.11	0.36	90,065.84	0.51	42.200	-2.99	11.22
	00019	SWIRE PACIFIC A	41,961.56	0.36	85,124.38	0.48	94.000	76.19	24.08
	00330	ESPRIT HOLDINGS	73,903.57	0.64	64,559.52	0.36	51.750	17.88	13.57
	00087	SWIRE PACIFIC B	1,908.05	0.02	50,918.74	0.29	17.000	65.37	21.78
<b>Hang Seng HK MidCap Index (35)</b>									
	00004	WHARF HOLDINGS	40,470.75	0.35	123,235.29	0.69	44.750	110.59	19.66
	00494	LI & FUNG	60,815.22	0.53	121,762.40	0.69	32.250	142.85	46.55
	00083	SINO LAND	37,773.56	0.33	73,825.89	0.42	15.100	88.28	19.60
	01038	CKI HOLDINGS	11,774.11	0.10	66,611.90	0.37	29.550	1.37	15.06
	02038	FIH	27,039.42	0.23	64,040.99	0.36	9.020	250.97	67.41
	00017	NEW WORLD DEV	38,511.78	0.33	61,722.40	0.35	15.960	103.05	29.10
	00023	BANK OF E ASIA	44,679.65	0.39	57,050.90	0.32	30.850	109.48	1,448.36
	00293	CATHAY PAC AIR	15,003.90	0.13	56,962.07	0.32	14.480	66.06	-
	00683	KERRY PPT	27,442.87	0.24	56,443.66	0.32	39.500	91.28	18.46
	00010	HANG LUNG GROUP	9,938.71	0.09	51,681.28	0.29	38.650	64.82	19.55
	00020	WHELOCK	4,121.49	0.04	48,358.01	0.27	23.800	40.00	14.09
	00069	SHANGRI-LA ASIA	11,799.11	0.10	42,148.83	0.24	14.600	63.86	32.47
	00551	YUE YUEN IND	13,175.17	0.11	37,100.89	0.21	22.500	46.87	10.24
	00165	CHINA EB LTD	27,569.29	0.24	30,569.55	0.17	19.200	101.68	30.07
	00659	NWS HOLDINGS	2,198.52	0.02	29,619.70	0.17	14.300	23.92	11.63
	00522	ASM PACIFIC	8,210.55	0.07	29,125.86	0.16	73.850	190.75	29.63
	00053	GUOCO GROUP	2,415.52	0.02	27,229.00	0.15	82.750	82.07	56.55
	00127	CHINESE EST H	5,866.91	0.05	25,818.00	0.15	13.240	50.45	-
	01212	LIFESTYLE INT'L	3,823.86	0.03	24,267.49	0.14	14.500	84.71	26.60
	00014	HYSAN DEV	8,378.91	0.07	23,165.91	0.13	22.050	76.12	14.38
	00316	OIL	11,754.92	0.10	22,716.30	0.13	36.300	110.80	10.69
	00349	ICBC (ASIA)	4,964.18	0.04	22,279.96	0.13	16.900	103.61	21.88
	00054	HOPEWELL HOLD	10,301.66	0.09	22,056.84	0.12	25.100	-1.57	13.20
	00302	WING HANG BANK	7,259.07	0.06	21,390.72	0.12	72.500	62.37	18.41
	00142	FIRST PACIFIC	5,045.24	0.04	18,297.94	0.10	4.740	68.80	10.28
	00044	HAECO	3,461.69	0.03	16,765.54	0.09	100.800	58.24	14.73
	00511	TVB	5,003.50	0.04	16,359.30	0.09	37.350	47.92	15.50
	00008	PCCW	19,647.85	0.17	12,664.19	0.07	1.870	-49.46	9.96
	00027	GALAXY ENT	8,358.92	0.07	12,652.50	0.07	3.210	202.83	-
	00179	JOHNSON ELEC H	7,273.88	0.06	11,388.75	0.06	3.100	136.64	563.64
	00440	DAH SING	3,039.08	0.03	11,191.64	0.06	43.000	116.30	103.59
	02343	PACIFIC BASIN	29,178.58	0.25	10,859.40	0.06	5.630	59.94	2.97
	00242	SHUN TAK HOLD	15,517.96	0.13	9,875.71	0.06	4.880	129.11	111.67
	00062	TRANSPORT INT'L	413.31	0.00	8,880.07	0.05	22.000	13.99	13.48
	02332	HUTCH TELECOM	5,520.13	0.05	7,751.45	0.04	1.610	-22.60	4.10

## Statistics on Hang Seng Composite Index Stocks, 2009 (continued)

End of 2009

Index name	Stock code	Stock name	Turnover (HK\$mil)	% of equity total	Market capitalisation (HK\$mil)	% of equity total	Closing price (HK\$)	Change* (%)	P/E ratio (times)
<b>Hang Seng HK SmallCap Index (16)</b>									
	00880	SJM HOLDINGS	13,100.54	0.11	21,400.00	0.12	4.280	153.25	23.26
	00303	VTECH HOLDINGS	5,270.30	0.05	18,344.68	0.10	74.300	126.52	16.28
	00045	HK&S HOTELS	1,725.99	0.01	16,703.66	0.09	11.360	93.86	76.09
	02356	DAH SING BANKING	3,281.52	0.03	12,896.40	0.07	11.600	108.26	57.31
	00041	GREAT EAGLE H	3,459.31	0.03	12,560.90	0.07	20.200	134.61	171.19
	01836	STELLA HOLDINGS	1,381.40	0.01	11,184.86	0.06	14.080	123.49	11.66
	00049	WHEELLOCK PPT	283.85	0.00	10,493.06	0.06	5.070	67.88	12.86
	00034	KOWLOON DEV	3,044.59	0.03	10,367.64	0.06	9.010	208.56	-
	00086	SUN HUNG KAI CO	1,152.06	0.01	10,337.67	0.06	5.900	52.06	28.89
	00669	TECHTRONIC IND	12,081.12	0.10	10,327.23	0.06	6.490	321.43	55.76
	00903	TPV TECHNOLOGY	5,254.71	0.05	10,091.79	0.06	4.780	91.20	12.93
	00341	CAFE DE CORAL H	2,844.30	0.02	9,891.08	0.06	17.740	12.99	22.24
	00321	TEXWINCA HOLD	2,917.69	0.03	9,624.09	0.05	7.250	119.70	11.18
	00173	K. WAH INT'L	5,444.16	0.05	7,139.41	0.04	2.890	129.37	-
	01111	CHONG HING BANK	371.90	0.00	6,577.20	0.04	15.120	63.46	108.46
	00200	MELCO INT'L DEV	12,759.31	0.11	4,404.24	0.02	3.580	39.30	-
<b>Hang Seng Mainland Composite Index (134)</b>									
<b>Hang Seng China-Affiliated Corp. Index (33)</b>									
	00941	CHINA MOBILE	538,366.68	4.66	1,461,412.00	8.22	72.850	-6.36	11.41
	00883	CNOOC	235,326.02	2.03	544,964.24	3.07	12.200	68.51	10.82
	00762	CHINA UNICOM	91,517.57	0.79	242,218.31	1.36	10.280	10.54	6.35
	00688	CHINA OVERSEAS	111,842.70	0.97	133,971.99	0.75	16.400	52.13	25.31
	01109	CHINA RES LAND	66,632.80	0.58	88,723.75	0.50	17.640	85.68	37.64
	00267	CITIC PACIFIC	39,616.97	0.34	76,257.58	0.43	20.900	149.40	-
	00836	CHINA RES POWER	38,826.28	0.34	72,289.01	0.41	15.440	4.20	38.07
	00291	CHINA RESOURCES	28,613.58	0.25	67,913.79	0.38	28.350	109.69	29.15
	00392	BEIJING ENT	17,879.10	0.15	63,977.12	0.36	56.250	78.01	28.05
	00144	CHINA MER HOLD	42,309.70	0.37	61,426.91	0.35	25.250	68.56	16.51
	00135	CNPC(HONG KONG)	33,649.55	0.29	50,944.92	0.29	10.320	328.22	14.81
	00992	LENOVO GROUP	44,189.31	0.38	46,240.89	0.26	4.860	130.33	-
	00363	SHANGHAI IND H	19,012.47	0.16	42,812.68	0.24	39.650	124.01	20.28
	00966	CHINA TAIPING	13,986.45	0.12	42,721.83	0.24	25.100	110.57	-
	00606	CHINA AGRI	14,541.19	0.13	39,356.57	0.22	10.200	164.94	13.96
	00203	DENWAY MOTORS	30,361.99	0.26	37,142.37	0.21	4.940	104.98	15.64
	03377	SINO-OCEAN LAND	44,687.91	0.39	33,764.01	0.19	7.180	105.14	20.40
	00297	SINOFERT	22,336.47	0.19	30,446.63	0.17	4.340	15.73	13.97
	00270	GUANGDONG INV	8,921.97	0.08	28,146.87	0.16	4.530	45.66	14.83
	00817	FRANSHION PPT	16,815.64	0.15	25,102.48	0.14	2.740	30.48	18.56
	03808	SINOTRUK	6,723.97	0.06	25,042.21	0.14	9.070	73.75	20.59
	01199	COSCO PACIFIC	18,913.26	0.16	22,466.88	0.13	9.930	25.54	10.40
	00506	CHINA FOODS	4,225.97	0.04	19,428.35	0.11	6.960	140.83	40.18
	00697	SHOUGANG INT'L	38,451.79	0.33	15,860.24	0.09	1.940	125.58	9.86
	00123	YUEXIU PROPERTY	37,170.50	0.32	15,698.50	0.09	2.200	193.33	25.79
	00368	SINOTRANS SHIP	7,976.46	0.07	14,371.56	0.08	3.600	82.74	5.31
	00285	BYD ELECTRONIC	11,591.78	0.10	14,307.85	0.08	6.350	132.60	16.53
	01205	CITIC RESOURCES	9,992.69	0.09	13,734.79	0.08	2.270	149.45	62.88
	00308	CHINA TRAVEL HK	13,943.07	0.12	13,213.22	0.07	2.320	53.64	24.87
	00604	SHENZHEN INVEST	19,094.16	0.17	11,641.86	0.07	3.300	139.13	12.14
	02380	CHINA POWER	5,639.48	0.05	9,958.77	0.06	1.950	21.88	-
	00152	SHENZHEN INT'L	14,159.36	0.12	8,334.59	0.05	0.590	76.12	14.53
	01052	GZI TRANSPORT	996.52	0.01	5,170.07	0.03	3.090	34.35	8.51

# Statistics on Hang Seng Composite Index Stocks, 2009 *(continued)*

End of 2009

Index name	Stock code	Stock name	Turnover (HK\$mil)	% of equity total	Market capitalisation (HK\$mil)	% of equity total	Closing price (HK\$)	Change* (%)	P/E ratio (times)
<b>Hang Seng China Enterprises Index (44)</b>									
	00939	CCB	610,705.85	5.28	1,498,676.19	8.43	6.670	56.94	14.84
	01398	ICBC	472,570.07	4.09	534,883.87	3.01	6.440	57.84	17.11
	03988	BANK OF CHINA	406,459.99	3.51	319,285.06	1.80	4.200	98.11	14.60
	02628	CHINA LIFE	426,770.71	3.69	285,369.06	1.61	38.350	62.85	44.91
	03328	BANKCOMM	105,496.19	0.91	207,810.86	1.17	9.010	61.18	13.71
	00857	PETROCHINA	263,584.79	2.28	196,641.75	1.11	9.320	37.26	13.14
	02318	PING AN	160,018.79	1.38	173,987.77	0.98	68.000	81.33	1,642.51
	01088	CHINA SHENHUA	148,711.31	1.29	129,146.14	0.73	38.000	131.71	25.01
	00386	SINOPEC CORP	248,046.96	2.14	115,953.17	0.65	6.910	47.33	17.74
	00998	CITIC BANK	61,254.15	0.53	82,223.95	0.46	6.630	150.19	17.18
	03968	CM BANK	138,774.55	1.20	70,423.21	0.40	20.350	84.23	16.26
	01898	CHINA COAL	92,721.38	0.80	58,478.88	0.33	14.240	130.79	23.08
	01211	BYD COMPANY	77,141.81	0.67	54,287.70	0.31	68.450	438.98	121.13
	00728	CHINA TELECOM	91,879.37	0.79	44,962.81	0.25	3.240	12.11	261.29
	02600	CHALCO	103,600.47	0.90	33,720.91	0.19	8.550	109.56	10,687.50
	01171	YANZHOU COAL	59,518.41	0.51	33,606.14	0.19	17.160	201.58	11.46
	01800	CHINA COMM CONS	72,390.22	0.63	32,896.33	0.19	7.430	-22.28	15.98
	00489	DONGFENG GROUP	45,679.70	0.40	31,927.08	0.18	11.180	347.20	21.02
	02899	ZIJIN MINING	61,712.68	0.53	29,720.36	0.17	7.420	57.87	30.00
	00168	TSINGTAO BREW	10,060.60	0.09	28,167.97	0.16	43.000	165.76	70.92
	00753	AIR CHINA	20,320.87	0.18	26,742.50	0.15	6.070	152.92	-
	00358	JIANGXI COPPER	108,282.96	0.94	25,474.17	0.14	18.360	223.24	21.42
	00390	CHINA RAILWAY	40,809.87	0.35	25,412.64	0.14	6.040	12.48	84.01
	01919	CHINA COSCO	140,723.04	1.22	24,644.73	0.14	9.550	77.18	7.40
	02328	PICC P&C	48,485.36	0.42	24,191.86	0.14	7.000	67.46	1,372.55
	00914	ANHUI CONCH	44,624.82	0.39	21,616.68	0.12	49.900	39.97	28.41
	01186	CHINA RAIL CONS	48,953.73	0.42	20,659.15	0.12	9.950	-13.78	27.04
	03323	CNBM	60,008.46	0.52	19,282.25	0.11	16.060	72.50	20.69
	00347	ANGANG STEEL	73,776.36	0.64	18,588.90	0.10	17.120	97.46	36.48
	01138	CHINA SHIP DEV	36,880.06	0.32	15,111.36	0.09	11.660	51.43	6.48
	02883	CHINA OILFIELD	32,491.67	0.28	14,274.12	0.08	9.300	48.80	11.88
	02777	R&F PROPERTIES	77,040.33	0.67	13,909.04	0.08	13.700	60.23	12.42
	00902	HUANENG POWER	46,838.35	0.41	13,413.13	0.08	4.390	-21.61	-
	00991	DATANG POWER	30,067.61	0.26	11,107.52	0.06	3.350	-18.29	45.58
	02727	SH ELECTRIC	28,602.15	0.25	10,672.75	0.06	3.590	14.33	14.91
	02866	C_SCL	62,828.78	0.54	10,502.80	0.06	2.800	139.32	666.67
	00576	ZHEJIANGEXPRESS	17,083.37	0.15	10,309.41	0.06	7.190	58.02	14.55
	00323	MAANSHAN IRON	43,007.40	0.37	9,843.04	0.06	5.680	105.80	48.26
	00694	BEIJING AIRPORT	10,395.75	0.09	9,659.93	0.05	5.140	32.13	223.48
	00177	JIANGSU EXPRESS	10,868.43	0.09	8,456.24	0.05	6.920	21.40	19.30
	03993	CMOC	18,784.06	0.16	8,181.61	0.05	6.240	77.27	16.34
	00552	CHINACOMSERVICE	19,792.51	0.17	7,612.69	0.04	3.820	-21.40	14.54
	00338	SHANGHAI PEICHEM	19,194.28	0.17	7,153.10	0.04	3.070	54.27	-
	01133	HARBIN POWER	15,437.42	0.13	4,688.46	0.03	6.940	8.27	8.08
<b>Others (57)</b>									
	00700	TENCENT	104,838.01	0.91	306,482.97	1.72	168.500	237.00	95.71
	00322	TINGYI	14,336.44	0.12	107,266.43	0.60	19.200	113.81	52.82
	01688	ALIBABA	43,200.31	0.37	90,713.84	0.51	18.000	222.58	67.31
	01880	BELLE INT'L	27,863.97	0.24	76,414.15	0.43	9.060	166.47	33.52
	00151	WANT WANT CHINA	18,400.26	0.16	71,854.51	0.40	5.440	69.47	34.87
	01044	HENGAN INT'L	24,432.68	0.21	70,232.47	0.40	57.600	131.33	49.14
	02689	ND PAPER	34,186.56	0.30	57,652.48	0.32	12.500	465.61	28.72
	00813	SHIMAO PROPERTY	65,311.04	0.56	52,142.47	0.29	14.720	173.61	50.76
	02319	MENGNU DAIRY	36,613.38	0.32	48,200.20	0.27	27.750	175.30	-
	02007	COUNTRY GARDEN	27,751.83	0.24	47,544.60	0.27	2.890	52.11	30.17
	00493	GOME	48,045.14	0.42	42,456.04	0.24	2.820	168.06	33.73
	03383	AGILE PROPERTY	45,774.67	0.40	40,884.37	0.23	11.400	182.18	6.86
	00639	FUSHAN ENERGY	32,819.70	0.28	40,488.02	0.23	7.540	288.66	44.72
	01387	RENHE COMM	41,231.76	0.36	38,720.00	0.22	1.760	49.15	14.32
	01068	YURUN FOOD	29,158.91	0.25	38,482.97	0.22	23.000	152.47	30.92

# Statistics on Hang Seng Composite Index Stocks, 2009 *(continued)*

End of 2009

Index name	Stock code	Stock name	Turnover (HK\$mil)	% of equity total	Market capitalisation (HK\$mil)	% of equity total	Closing price (HK\$)	Change* (%)	P/E ratio (times)
	03368	PARKSON GROUP	15,639.21	0.14	38,393.06	0.22	13.680	55.45	40.01
	00656	FOSUN INTL	10,625.92	0.09	34,805.04	0.20	5.420	113.39	23.11
	03818	CHINA DONGXIANG	24,123.55	0.21	33,998.41	0.19	6.000	219.15	21.93
	01333	CHINA ZHONGWANG	42,887.95	0.37	33,735.35	0.19	6.240	-	-
	02331	LI NING	20,157.78	0.17	30,885.04	0.17	29.500	143.80	37.36
	03308	GOLDEN EAGLE	8,110.24	0.07	30,704.64	0.17	15.840	191.18	40.97
	02020	ANTA SPORTS	16,441.44	0.14	28,703.50	0.16	11.520	226.35	32.05
	00336	HUABAO INTL	13,529.99	0.12	26,117.82	0.15	8.370	64.76	23.11
	00148	KINGBOARD CHEM	9,283.85	0.08	26,017.96	0.15	30.800	121.58	15.20
	00682	CHAODA MODERN	16,879.83	0.15	25,264.10	0.14	8.300	67.68	4.72
	02314	LEE & MAN PAPER	10,799.00	0.09	24,339.94	0.14	5.350	461.39	80.57
	00276	MONGOLIA ENERGY	27,138.08	0.23	24,289.14	0.14	3.980	67.23	-
	00658	C TRANSMISSION	26,632.07	0.23	23,606.42	0.13	18.960	102.13	30.06
	00272	SHUI ON LAND	30,891.29	0.27	23,104.22	0.13	4.600	106.56	7.78
	00410	SOHO CHINA	16,203.84	0.14	21,788.16	0.12	4.200	26.13	48.44
	02688	XINAO GAS	7,977.77	0.07	21,002.99	0.12	20.000	144.80	28.24
	00220	U-PRESID CHINA	3,571.24	0.03	20,552.83	0.12	5.710	184.08	52.68
	01393	HIDILI INDUSTRY	27,588.35	0.24	20,126.20	0.11	9.770	300.41	20.06
	03900	GREENTOWN CHINA	11,602.05	0.10	19,944.14	0.11	12.160	275.31	30.48
	00754	HOPSON DEV HOLD	23,268.74	0.20	17,834.53	0.10	11.200	100.00	8.40
	01813	KWG PROPERTY	18,827.11	0.16	17,333.56	0.10	5.990	160.43	37.16
	00917	NEW WORLD CHINA	5,287.26	0.05	16,980.47	0.10	2.950	21.75	9.31
	01888	KB LAMINATES	3,379.61	0.03	16,110.00	0.09	5.370	196.69	13.38
	00691	SHANSHUI CEMENT	14,260.12	0.12	15,866.70	0.09	5.660	214.44	21.45
	02018	AAC ACOUSTIC	3,781.90	0.03	15,742.96	0.09	12.820	268.39	23.55
	00737	HOPEWELL INFRA	2,088.90	0.02	14,008.80	0.08	4.730	9.74	13.24
	00589	PORTS	6,454.59	0.06	13,562.58	0.08	24.100	156.38	28.24
	03998	BOSIDENG	4,599.01	0.04	13,523.89	0.08	1.740	138.36	16.14
	01833	INTIME	2,988.37	0.03	12,571.71	0.07	7.180	243.54	29.60
	00868	XINYI GLASS	14,383.70	0.12	12,464.54	0.07	7.030	237.98	14.79
	00825	NWDS CHINA	3,566.83	0.03	11,988.49	0.07	7.110	67.69	21.90
	03339	LONKING	8,489.70	0.07	11,534.87	0.06	5.390	171.54	15.45
	00981	SMIC	10,470.23	0.09	11,185.03	0.06	0.500	53.85	-
	00425	MINTH GROUP	3,712.68	0.03	11,036.24	0.06	11.440	269.03	22.70
	00848	MAOYE INT'L	5,668.61	0.05	10,999.29	0.06	2.140	181.58	17.51
	00210	DAPHNE INT'L	3,923.70	0.03	10,236.83	0.06	6.250	396.03	20.77
	01361	361 DEGREES	8,073.37	0.07	9,418.28	0.05	4.560	-	9.54
	01224	C C LAND	27,620.03	0.24	9,287.21	0.05	3.610	85.13	-
	01886	HUIYUAN JUICE	16,720.64	0.14	8,107.87	0.05	5.520	-43.03	80.35
	00538	AJISEN (CHINA)	2,395.05	0.02	7,090.91	0.04	6.640	83.93	32.09
	00467	UNITEDENERGY GP	964.55	0.01	6,771.86	0.04	0.530	49.30	-
	00190	HKC (HOLDINGS)	5,438.85	0.05	5,543.43	0.03	0.590	1.37	-
	Total (201)		9,774,517.55	84.52	14,896,852.78	83.83			
	Equity total		11,564,187.97	100.00	17,769,271.41	100.00			

Notes: \* As compared with previous year.  
 () the number of constituent stocks.

## Statistics on China enterprises (H shares), 2005 – 2009

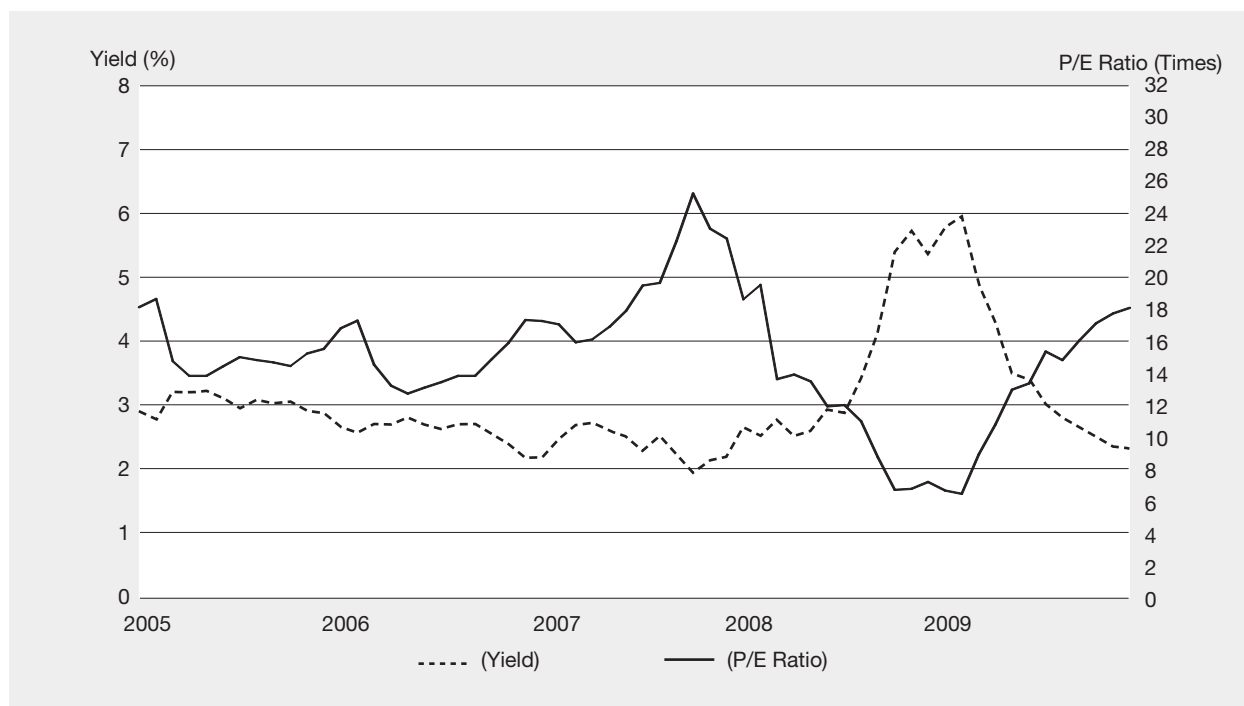
Year/Month	No. of issues	Turnover				Market capitalisation	
		Shares (mil)	% of equity total	Value (HK\$mil)	% of equity total	HK\$mil	% of equity total
2005	80	247,604.08	18.24	949,155.23	26.46	1,280,495.01	15.78
2006	95	523,738.79	31.55	2,521,764.08	39.26	3,363,788.46	25.39
2007	104	874,087.85	19.64	7,748,899.57	46.93	5,056,820.09	24.62
2008	110	817,352.32	39.23	6,130,592.75	48.53	2,720,188.76	26.53
2009	116	848,968.80	23.55	5,152,805.63	44.56	4,686,418.75	26.37
2009 Jan	110	88,133.87	38.46	341,690.17	54.69	2,468,144.78	25.83
2009 Feb	110	56,451.76	32.51	257,534.47	49.46	2,438,914.57	26.40
2009 Mar	110	78,199.14	40.65	365,972.30	48.33	2,828,185.20	28.06
2009 Apr	110	85,670.72	30.90	434,375.73	47.36	3,115,361.68	27.32
2009 May	110	104,358.84	23.27	556,642.34	46.68	3,556,138.13	26.01
2009 Jun	110	87,766.02	18.95	562,384.64	45.43	3,869,995.72	27.50
2009 Jul	111	70,058.92	19.20	496,607.76	43.00	4,234,250.68	26.77
2009 Aug	111	65,015.06	20.06	467,380.60	43.43	3,960,894.92	26.41
2009 Sep	113	54,552.30	22.84	416,173.37	42.36	4,203,902.27	26.48
2009 Oct	113	50,997.35	21.61	402,555.22	40.56	4,548,734.86	27.07
2009 Nov	114	58,812.06	16.64	455,937.48	40.76	4,669,173.20	26.82
2009 Dec	116	48,952.77	16.12	395,551.54	39.98	4,686,418.75	26.37

Note: Market capitalisation represents the value of the H shares only, not that of the entire issued capital of the enterprise.

## Statistics on red chips stocks, 2005 – 2009

Year/Month	No. of issues	Turnover				Market capitalisation	
		Shares (mil)	% of equity total	Value (HK\$mil)	% of equity total	HK\$mil	% of equity total
2005	86	131,956.45	9.72	603,820.77	16.83	1,709,960.75	21.08
2006	86	233,720.06	14.08	1,100,508.90	17.13	2,951,581.05	22.28
2007	89	404,569.51	9.09	2,725,604.54	16.51	5,514,059.49	26.85
2008	89	230,427.06	11.06	2,283,227.61	18.08	2,874,906.69	28.04
2009	92	352,961.37	9.79	1,936,589.39	16.75	3,862,143.29	21.73
2009 Jan	89	19,744.83	8.62	101,595.78	16.26	2,642,757.54	27.65
2009 Feb	92	16,966.88	9.77	85,452.77	16.41	2,566,124.68	27.78
2009 Mar	92	23,049.18	11.98	124,306.11	16.42	2,742,223.35	27.20
2009 Apr	92	34,245.70	12.35	161,270.04	17.58	2,933,310.62	25.72
2009 May	92	43,962.50	9.80	184,832.20	15.50	3,426,765.81	25.06
2009 Jun	92	35,537.88	7.67	197,982.56	15.99	3,482,839.96	24.75
2009 Jul	92	31,056.23	8.51	192,226.17	16.64	3,823,514.40	24.17
2009 Aug	92	25,534.54	7.88	184,175.25	17.11	3,550,687.28	23.67
2009 Sep	92	24,057.42	10.07	180,865.12	18.41	3,617,802.21	22.79
2009 Oct	93	26,661.38	11.30	176,531.26	17.79	3,792,419.24	22.57
2009 Nov	92	38,776.20	10.97	176,611.81	15.79	3,803,442.45	21.84
2009 Dec	92	33,368.63	10.99	170,740.31	17.26	3,862,143.29	21.73

## Average dividend yields and average price earnings ratios movement, 2005 – 2009



## Average dividend yields of HSI, HSCI, HSHKCI, HSMLCI, HSCEI and HSCCI stocks\*, 2005 – 2009

Year/Month	HSI	HSCI	HSHKCI	HSMLCI	HSCEI	HSCCI
2005	3.30	3.07	3.49	2.15	2.75	2.00
2006	2.69	2.19	3.03	1.34	1.34	1.73
2007	2.08	2.11	3.58	1.19	1.04	1.30
2008	4.93	4.62	6.63	3.54	3.80	2.97
2009	2.99	3.05	4.32	2.35	2.20	2.77
2009 Jan	5.36	5.00	6.95	3.91	4.21	3.26
Feb	5.48	5.16	7.28	4.01	4.35	3.36
Mar	5.21	4.96	7.34	3.76	3.55	3.69
Apr	4.55	4.39	6.29	3.35	3.04	3.51
May	3.89	3.71	5.23	2.85	2.65	2.99
Jun	3.64	3.62	5.35	2.71	2.52	2.95
Jul	3.26	3.25	4.65	2.48	2.28	2.72
Aug	3.36	3.45	4.79	2.68	2.45	2.93
Sep	3.13	3.25	4.44	2.55	2.37	2.90
Oct	3.01	3.11	4.36	2.41	2.20	2.81
Nov	3.00	3.07	4.38	2.36	2.17	2.81
Dec	2.99	3.05	4.32	2.35	2.20	2.77

\* Month-end or year-end figures



## Average price earnings ratios of HSI, HSCI, HSHKCI, HSMLCI, HSCEI and HSCCI stocks\*, 2005 – 2009

(Times)

Year/Month	HSI	HSCI	HSHKCI	HSMLCI	HSCEI	HSCCI
2005	15.24	14.43	14.48	14.35	11.88	16.01
2006	15.83	16.46	13.38	21.43	21.35	20.25
2007	21.07	22.42	15.79	30.53	29.88	32.69
2008	8.52	7.97	5.08	11.48	10.50	12.86
2009	19.57	20.48	23.62	19.09	19.88	15.82
2009 Jan	7.80	7.34	4.84	10.33	9.46	11.64
Feb	7.61	7.09	4.60	10.06	9.16	11.24
Mar	11.24	10.88	10.38	11.16	11.55	11.42
Apr	12.94	13.28	13.33	13.26	14.23	12.55
May	15.15	15.71	16.03	15.54	16.33	14.69
Jun	15.25	16.13	15.71	16.36	17.17	14.85
Jul	17.07	18.06	18.15	18.00	18.98	16.13
Aug	16.70	17.55	19.01	16.81	17.66	14.96
Sep	18.42	19.07	22.23	17.61	18.43	15.16
Oct	19.46	20.06	23.41	18.57	19.84	15.64
Nov	19.52	20.34	23.34	19.01	20.17	15.65
Dec	19.57	20.48	23.62	19.09	19.88	15.82

\* Month-end or year-end figures

## Average dividend yields of all listed stocks by Hang Seng Industry Classification System\*, 2005 – 2009

(%)

Year/Month	All listed stocks	Energy	Materials	Industrial Goods	Consumer Goods	Services	Telecommunications	Utilities	Financials	Properties & Construction	Information Technology	Conglomerates
2005	2.89	3.38	2.50	2.49	3.16	3.03	2.14	3.67	3.14	2.67	1.39	2.78
2006	2.19	2.56	1.57	1.87	2.28	2.41	1.78	3.40	2.16	2.11	1.29	2.83
2007	2.21	1.86	0.94	1.39	1.62	2.18	2.29	2.45	2.87	1.80	0.68	2.23
2008	5.38	4.22	3.80	3.80	4.55	6.85	6.64	3.71	6.06	3.53	2.85	5.25
2009	2.33	2.54	0.79	1.00	1.77	1.84	3.95	2.45	2.68	1.69	0.78	2.52
2009 Jan	5.79	4.54	3.83	4.11	4.57	7.03	7.40	3.65	6.86	3.58	2.95	5.43
Feb	5.96	4.67	3.89	4.18	4.43	7.55	7.68	3.57	6.99	3.93	2.76	5.71
Mar	4.90	4.08	3.01	3.53	4.15	5.00	5.88	3.63	5.90	3.37	2.41	4.67
Apr	4.31	3.77	1.89	2.50	3.49	4.01	6.32	3.14	5.11	2.67	1.93	3.92
May	3.51	3.12	1.29	1.93	3.03	3.21	5.70	3.06	4.06	2.10	1.27	3.18
Jun	3.41	3.17	1.18	1.96	2.85	3.18	5.53	2.93	3.84	2.11	1.21	3.28
Jul	3.03	2.84	0.97	1.56	2.42	2.72	5.24	2.74	3.43	1.87	0.97	2.80
Aug	2.82	3.05	0.94	1.44	2.41	2.52	3.80	2.80	3.27	1.99	1.13	2.81
Sep	2.66	3.02	0.88	1.50	2.21	2.32	3.78	2.66	3.05	1.88	1.02	2.67
Oct	2.52	2.69	0.79	1.25	2.05	2.12	3.89	2.69	2.90	1.77	0.91	2.56
Nov	2.37	2.62	0.78	1.07	1.82	1.91	3.95	2.63	2.66	1.71	0.88	2.63
Dec	2.33	2.54	0.79	1.00	1.77	1.84	3.95	2.45	2.68	1.69	0.78	2.52

Note: Month-end or year-end figures

\* Industry Classification is provided by Hang Seng Indexes Company Limited.

## Average price earnings ratios of all listed stocks by Hang Seng Industry Classification System\*, 2005 – 2009

(Times)

Year/Month	All listed stocks	Energy	Materials	Goods	Industrial Goods	Consumer Services	Telecommunications	Utilities	Financials	Construction	Properties & Technology	Information Conglomerates	
2005	15.57	12.79	9.39	13.97	14.15	13.81	16.58	15.36	19.44	10.42	23.65	16.19	
2006	17.37	14.10	20.27	16.41	19.51	15.34	23.34	13.75	21.24	10.67	28.80	12.72	
2007	22.47	22.01	24.64	17.45	26.43	22.07	36.54	19.87	21.14	18.82	36.08	15.13	
2008	7.26	8.61	5.45	5.76	8.91	3.77	9.86	11.55	8.55	5.17	8.89	4.68	
2009	18.13	13.93	29.23	23.29	23.87	12.74	10.52	20.37	20.12	20.62	41.71	20.04	
2009	Jan	6.72	8.01	5.40	5.51	8.66	3.66	8.85	11.76	7.55	5.07	8.58	4.50
	Feb	6.51	7.77	5.29	5.35	8.84	3.44	8.51	12.09	7.41	4.62	8.77	4.32
	Mar	8.99	9.59	7.03	7.04	9.80	5.05	10.85	13.95	10.51	6.40	11.73	8.66
	Apr	10.85	8.95	11.40	10.11	11.93	7.18	9.69	16.82	12.77	9.45	15.90	11.03
	May	13.03	10.82	16.59	13.00	13.69	9.01	10.74	17.23	15.14	12.03	25.38	13.61
	Jun	13.42	10.63	18.02	13.43	14.34	8.85	11.08	17.98	16.04	12.15	25.81	13.19
	Jul	15.40	12.17	27.46	16.94	17.61	10.41	11.69	19.43	18.15	14.09	30.77	15.51
	Aug	14.86	11.52	24.99	17.18	17.44	9.88	10.92	18.28	17.58	13.61	31.06	15.50
	Sep	16.10	11.73	26.08	15.88	19.11	10.31	10.96	18.95	18.84	17.65	31.78	16.39
	Oct	17.16	13.16	29.41	18.47	20.01	11.25	10.62	18.72	19.80	19.45	35.91	19.71
	Nov	17.79	13.50	30.15	21.93	22.52	12.45	10.52	19.13	20.30	20.18	36.81	19.24
	Dec	18.13	13.93	29.23	23.29	23.87	12.74	10.52	20.37	20.12	20.62	41.71	20.04

Note: Month-end or year-end figures

\* Industry Classification is provided by Hang Seng Indexes Company Limited.

## Cash dividend payout by Hang Seng Industry Classification System\*, 2005 – 2009

Year/Month	No. of companies declared	No. of companies paid	Energy (HK\$mil)	Materials (HK\$mil)	Industrial Goods (HK\$mil)	Consumer Goods (HK\$mil)	Services (HK\$mil)	Telecommunications (HK\$mil)	Utilities (HK\$mil)	Financials (HK\$mil)	Properties & Construction (HK\$mil)	Information Technology (HK\$mil)	Conglomerates (HK\$mil)	Total dividend payout (HK\$mil)
2005	927	538	15,445.79	2,735.46	2,377.57	15,386.88	18,120.90	21,961.38	13,473.19	92,850.60	23,394.06	3,231.35	19,818.26	228,795.43
2006	971	571	20,866.76	4,167.24	2,736.42	17,790.48	25,856.97	34,318.50	15,610.09	110,908.17	32,562.65	4,367.91	24,082.14	293,267.32
2007	1,036	626	28,143.32	5,571.33	4,546.86	22,054.18	31,764.16	76,685.32	15,464.62	183,150.07	53,941.83	5,229.02	28,168.72	454,719.42
2008	1,081	648	29,995.81	7,917.68	4,192.89	29,964.40	37,416.40	94,446.35	16,298.39	212,757.30	46,192.55	7,952.63	30,535.10	517,669.50
2009	1,098	577	32,662.50	4,342.12	2,873.49	25,742.58	19,323.80	71,335.07	15,298.83	141,661.94	40,123.59	6,254.33	21,394.52	381,012.77
2009	Jan	22	8	104.27	43.09	1,169.39	548.81	-	-	17,030.50	171.00	22.87	6.15	19,096.09
	Feb	37	20	-	-	311.92	42.94	13.01	-	197.63	86.70	-	-	652.20
	Mar	320	206	-	4.10	972.57	569.91	-	-	5,910.77	55.00	-	352.11	7,864.46
	Apr	452	183	-	-	1,471.75	318.09	-	2,213.65	58.57	3,556.37	292.72	-	7,911.15
	May	34	10	664.55	507.22	5,634.82	2,949.78	9,051.83	4,699.20	21,872.94	6,766.74	1,774.11	7,121.79	61,042.96
	Jun	69	32	17,031.76	1,778.57	724.73	3,722.18	5,809.52	34,758.53	3,032.83	20,833.74	7,757.78	648.54	101,530.94
	Jul	203	81	1,110.57	469.93	621.79	2,096.88	3,194.34	206.46	22.37	44,730.40	4,140.70	214.52	517.85
	Aug	328	122	717.84	77.49	324.62	451.77	178.57	15.44	2,438.65	31.86	1,024.84	-	5,261.08
	Sep	451	117	11,906.68	701.85	209.83	4,927.79	1,952.09	27,102.16	2,660.92	7,773.76	1,650.49	1,501.36	64,834.76
	Oct	41	16	1,847.52	31.30	229.66	3,689.54	2,489.29	20.03	1,403.23	18,159.06	3,416.13	335.00	2,668.48
	Nov	70	35	-	3.72	184.80	321.43	810.39	74.31	59.33	5,245.81	3.80	-	6,703.59
	Dec	218	71	48.13	510.45	23.65	972.54	460.06	108.74	1,251.19	2,596.60	7,245.01	436.56	847.56

Note: Figures for the year 2005 – 2008 have been revised.

Foreign companies excluded

\* Hang Seng Industry Classification System (HSICS) is provided by Hang Seng Indexes Company Limited.

## Short selling transactions by designated stock, 2009

Stock code	Name	Number of shares*	Value of transactions* (HK\$)
01361	361 DEGREES	42,885,000	181,373,530
00800	A8 DIGITALMUSIC	258,000	917,940
02018	AAC ACOUSTIC	13,292,000	112,809,340
03383	AGILE PROPERTY	601,874,000	4,795,954,780
00753	AIR CHINA	335,868,000	1,358,819,620
00538	AJISEN (CHINA)	6,602,000	36,302,940
01688	ALIBABA	174,820,500	2,840,045,310
00056	ALLIED PPT (HK)	2,040,000	2,296,560
00347	ANGANG STEEL	783,668,000	9,207,849,420
00914	ANHUI CONCH	108,772,000	5,000,556,400
00995	ANHUIEXPRESSWAY	10,608,000	46,594,560
02020	ANTA SPORTS	89,067,000	806,430,470
03337	ANTON OILFIELD	2,192,000	1,894,020
01104	APAC RESOURCES	3,500,000	1,804,900
00743	ASIA CEMENT CH	14,833,500	75,156,350
00522	ASM PACIFIC	22,264,000	1,012,095,560
00232	AVIC INT'L	2,862,000	802,380
02357	AVICHINA	8,292,000	20,400,800
03988	BANK OF CHINA	8,118,510,000	24,910,191,970
00023	BANK OF E ASIA	215,028,609	4,712,848,763
03328	BANKCOMM	1,218,480,000	9,217,132,410
02355	BAOYE GROUP	776,000	4,319,800
01338	BAWANG GROUP	18,626,000	97,266,900
00694	BEIJING AIRPORT	186,799,000	925,727,180
00392	BEIJING ENT	34,809,500	1,366,829,475
00588	BEIJING N STAR	13,916,000	39,549,120
01880	BELLE INT'L	265,587,000	1,521,923,630
02868	BJ CAPITAL LAND	22,880,000	79,506,460
02388	BOC HONG KONG	556,464,000	7,406,406,145
03998	BOSIDENG	21,532,000	24,971,220
01114	BRILLIANCE CHI	207,816,000	246,284,630
01211	BYD COMPANY	132,433,500	6,651,463,730
00285	BYD ELECTRONIC	54,412,000	248,445,055
01224	C C LAND	227,961,000	843,438,200
00735	C P NEW ENERGY	20,400,000	10,045,300
01094	C P PROCUREMENT	2,588,000	1,716,480
00658	C TRANSMISSION	124,937,000	1,915,764,700
00341	CAFE DE CORAL H	5,026,000	82,177,080
00497	CAPITAL STRAT	810,000	190,100
00293	CATHAY PAC AIR	196,497,000	1,938,770,730
00939	CCB	7,484,201,736	38,798,987,844
00832	CENTRAL CHINA	1,130,000	2,671,870
01155	CENTRON TELECOM	643,000	1,462,280
00569	CH AUTOMAT-1000	1,771,000	8,182,510
00910	CH GRAND FOREST	64,914,000	20,580,010
00773	CH METAL RECYCL	21,135,600	188,688,834
02600	CHALCO	1,926,956,000	12,582,203,580
02778	CHAMPION REIT	108,413,000	281,598,140
00092	CHAMPION TECH	594,000	159,850
00682	CHAODA MODERN	267,612,000	1,403,021,260
01812	CHENMING PAPER	7,732,500	45,454,550
00001	CHEUNG KONG	200,821,000	16,499,491,850
00449	CHIGO HOLDING	214,000	1,215,340
00031	CHINA AEROSPACE	4,440,000	5,171,840
00606	CHINA AGRI	108,141,000	670,306,210
03883	CHINA AOYUAN	37,627,000	62,666,820
03983	CHINA BLUECHEM	107,936,000	457,142,680
01898	CHINA COAL	520,759,000	4,398,041,630
01800	CHINA COMM CONS	635,592,000	5,521,387,420
01919	CHINA COSCO	1,811,403,500	15,295,944,770
03818	CHINA DONGXIANG	179,618,000	853,938,410
00670	CHINA EAST AIR	84,036,000	181,201,360
00257	CHINA EB INT'L	62,922,000	171,298,300
00165	CHINA EB LTD	67,548,000	1,166,103,440
00506	CHINA FOODS	32,248,000	185,606,900
00384	CHINA GAS HOLD	27,076,000	78,184,440
00904	CHINA GREEN	31,722,000	219,117,930
02628	CHINA LIFE	1,088,990,500	33,738,152,218
00916	CHINA LONGYUAN	1,552,000	15,511,230
00144	CHINA MER HOLD	290,872,000	5,566,808,800
00133	CHINA MERCHANTS	908,000	14,793,800
00340	CHINA MINING	3,650,000	1,379,530
00941	CHINA MOBILE	592,659,950	43,844,625,185
02883	CHINA OILFIELD	201,458,000	1,496,848,360
00688	CHINA OVERSEAS	1,155,100,000	16,254,903,960
01093	CHINA PHARMA	37,558,000	160,374,820
02380	CHINA POWER	55,034,000	119,184,500
00866	CHINA QINFU	518,000	1,084,620
01186	CHINA RAIL CONS	367,437,500	4,136,077,125
00390	CHINA RAILWAY	428,471,000	2,613,274,440
00769	CHINA RAREEARTH	23,124,000	35,447,940
01193	CHINA RES GAS	1,208,000	11,964,920
01109	CHINA RES LAND	480,684,000	7,115,550,520
00836	CHINA RES POWER	116,516,000	1,948,389,980
00291	CHINA RESOURCES	90,292,000	1,503,664,200
01088	CHINA SHENHUA	479,648,500	11,602,472,525
01138	CHINA SHIP DEV	275,390,000	2,769,187,940
01055	CHINA SOUTH AIR	220,464,000	496,742,740

## Short selling transactions by designated stock, 2009 (continued)

Stock code	Name	Number of shares*	Value of transactions* (HK\$)
03838	CHINA STARCH	2,760,000	2,692,000
03311	CHINA STATE CON	77,562,000	228,576,580
00966	CHINA TAIPING	82,791,400	1,739,016,020
00728	CHINA TELECOM	2,073,738,000	7,290,102,320
03398	CHINA TING	24,000	12,960
00308	CHINA TRAVEL HK	261,664,000	451,980,480
00762	CHINA UNICOM	816,944,000	7,848,067,640
00182	CHINA WINDPOWER	41,240,000	37,523,600
01333	CHINA ZHONGWANG	268,884,800	2,489,766,848
00552	CHINACOMSERVICE	108,200,000	485,165,400
01838	CHINAPROPERTIES	7,396,000	17,213,080
00127	CHINESE EST H	32,942,500	369,463,950
01111	CHONG HING BANK	438,000	5,514,910
01053	CHONGQING IRON	18,708,000	56,260,220
02722	CHONGQING M&E	31,038,000	47,763,340
03899	CIMC ENRIC	268,000	1,317,340
00998	CITIC BANK	700,817,000	3,413,681,250
00267	CITIC PACIFIC	175,398,846	2,375,256,404
01205	CITIC RESOURCES	161,832,000	274,367,700
01883	CITIC1616 HOLD	2,444,000	6,312,240
01038	CKI HOLDINGS	21,438,090	614,758,913
00002	CLP HOLDINGS	100,788,096	5,293,703,614
03968	CM BANK	1,191,325,500	19,084,481,090
03993	CMOC	118,782,000	678,045,600
03323	CNBM	321,140,000	4,085,914,700
00883	CNOOC	2,100,392,416	19,658,426,180
00135	CNPC(HONG KONG)	206,132,000	1,218,448,220
02889	CNR HOLDINGS	4,542,000	6,698,940
02342	COMBA	20,116,000	114,466,580
00517	COSCO INTL HOLD	15,594,000	49,829,240
01199	COSCO PACIFIC	200,950,000	1,816,458,260
01043	COSLIGHT TECH	1,926,000	12,155,740
02007	COUNTRY GARDEN	696,721,000	2,171,543,930
00032	CROSS-HAR(HOLD)	1,000	7,600
02866	CSCL	1,522,655,000	3,434,908,840
01766	CSR	182,351,000	749,693,210
03898	CSR TIMES ELEC	16,291,000	196,562,580
00440	DAH SING	4,944,400	158,513,240
02356	DAHSING BANKING	11,822,000	101,588,408
02880	DALIAN PORT	27,636,000	84,498,440
00210	DAPHNE INT'L	23,616,000	83,621,560
00991	DATANG POWER	856,408,000	3,343,019,780
01828	DCH HOLDINGS	734,000	2,591,940
00203	DENWAY MOTORS	468,650,734	1,801,280,822
00113	DICKSON CONCEPT	70,000	278,590
00861	DIGITAL CHINA	1,362,000	3,280,800
01072	DONGFANG ELEC	23,095,400	743,993,998
00489	DONGFENG GROUP	469,984,000	2,975,614,100
00578	DYNAMIC ENERGY	404,000	332,400
00828	DYNASTY WINES	78,000	88,140
00330	ESPRIT HOLDINGS	96,290,214	4,553,173,606
03333	EVERGRANDE	41,477,000	170,585,480
00035	FE CONSORT INTL	34,688,000	69,333,820
02038	FIH	406,005,000	1,890,752,760
00142	FIRST PACIFIC	94,708,000	387,672,900
00227	FIRST SHANGHAI	2,064,000	2,254,800
00038	FIRST TRACTOR	3,800,000	15,482,100
02337	FORTE	22,550,000	48,650,220
00656	FOSUN INTL	97,716,500	406,750,270
00817	FRANSHION PPT	147,618,000	373,079,940
01175	FU JI CATERING	789,000	3,651,940
00636	FUBON BK (HK)	14,250,000	45,200,800
00546	FUFENG GROUP	1,984,000	9,502,940
00639	FUSHAN ENERGY	103,678,000	560,323,820
00027	GALAXY ENT	93,446,000	253,060,440
00175	GEELY AUTO	355,705,000	898,889,100
00064	GET NICE	6,254,000	4,315,240
00709	GIORDANO INT'L	82,964,000	151,598,740
00809	GLOBAL BIO-CHEM	51,716,000	86,041,500
03308	GOLDEN EAGLE	143,579,000	1,398,590,110
00801	GOLDEN MEDITECH	45,464,000	65,691,000
08180	GOLDEN MEDITECH	1,464,000	1,430,400
00283	GOLDIN PPT	62,000	205,180
00493	GOME	815,080,000	1,957,568,700
00041	GREAT EAGLE H	13,900,000	189,144,070
00074	GREAT WALL TECH	438,000	1,292,940
02333	GREATWALL MOTOR	2,086,000	19,076,705
00270	GUANGDONG INV	58,936,000	228,421,140
00525	GUANGSHEN RAIL	117,042,000	376,689,980
00317	GUANGZHOU SHIP	2,132,000	24,518,520
00053	GUOCO GROUP	2,031,000	110,388,650
00405	GZI REIT	1,212,000	3,293,450
01052	GZI TRANSPORT	1,076,000	3,428,880
00044	HAECO	1,905,200	165,560,740
01169	HAIER ELEC	19,452,000	60,141,740
00010	HANG LUNG GROUP	32,951,000	993,965,710
00101	HANG LUNG PPT	245,161,000	5,367,078,880
00011	HANG SENG BANK	98,527,406	9,208,328,962

## Short selling transactions by designated stock, 2009 (continued)

Stock code	Name	Number of shares*	Value of transactions* (HK\$)
01133	HARBIN POWER	116,712,000	777,254,480
00051	HARBOUR CENTRE	10,000	58,310
00097	HENDERSON INV	3,112,000	1,555,365
00012	HENDERSON LAND	91,768,246	3,991,991,212
01044	HENGANINTL-500	46,702,000	1,731,408,100
03389	HENGDELI	34,848,000	90,013,320
00818	HI SUN TECH	3,411,000	12,299,250
01393	HIDILI INDUSTRY	189,226,000	1,329,204,940
00003	HK & CHINA GAS	294,601,000	4,438,863,340
00006	HK ELECTRIC	96,235,777	4,203,303,929
00050	HK FERRY (HOLD)	40,000	213,390
00045	HK&S HOTELS	13,974,000	92,759,945
00190	HKC (HOLDINGS)	16,728,000	11,036,580
00388	HKEX	314,592,600	33,211,378,317
00480	HKR INT'L	3,248,800	10,284,072
02626	HNC	105,316,000	245,347,960
00196	HONGHUA GROUP	34,767,000	58,800,220
00054	HOPEWELL HOLD	14,023,000	332,041,750
00737	HOPEWELL INFRA	8,702,000	39,709,385
00754	HOPSON DEV HOLD	140,998,000	1,252,063,640
02838	HS FXI C25 ETF	100	16,600
02828	HS H-SHARE ETF	16,178,600	1,902,062,050
02833	HS HSI ETF	395,700	75,527,430
00005	HSBC HOLDINGS	618,375,393	42,112,174,833
00336	HUABAO INTL	44,970,000	316,037,440
01071	HUADIAN POWER	170,094,000	378,600,860
00902	HUANENG POWER	899,914,000	4,784,723,660
01886	HUIYUAN JUICE	87,800,000	491,764,370
02332	HUTCH TELECOM	259,423,000	462,102,950
00013	HUTCHISON	156,054,744	7,586,092,476
00215	HUTCHTEL HK	3,004,000	3,898,100
00014	HYSAN DEV	30,407,000	564,133,110
01398	ICBC	8,264,312,000	42,556,697,680
00349	ICBC (ASIA)	10,952,000	139,791,780
00585	IMAGI INT'L	26,020,000	3,638,450
00596	INSPUR INT'L	79,660,000	88,973,100
01833	INTIME	13,974,000	74,031,330
03050	ISHARES A ENRG	726,200	11,350,818
02829	ISHARES A FIN	11,700	175,822
03006	ISHARES A INFRA	6,600	102,088
03039	ISHARES A MAT	6,000	94,260
02823	ISHARES A50	2,935,547,000	38,028,968,752
03010	ISHARES APEX 50	600	20,760
03032	ISHARES APEX M	200,000	7,690,000
03004	ISHARES APEX S	2,600	102,440
02801	ISHARES CHINA	1,510,000	28,554,260
02846	ISHARES CSI 300	46,900	1,385,155
02802	ISHARES EM ASIA	5,800	210,030
02836	ISHARES INDIA	1,375,200	20,663,980
00177	JIANGSU EXPRESS	73,048,000	445,542,060
00358	JIANGXI COPPER	813,872,000	9,689,803,150
00137	JINHUI HOLDINGS	36,000	92,740
02006	JINJIANG HOTELS	8,988,000	19,175,780
00179	JOHNSON ELEC H	150,745,000	348,598,525
03336	JU TENG INTL	32,056,000	176,086,380
00173	K. WAH INT'L	17,676,000	48,011,040
08203	KAISUN ENERGY	190,000	190,000
01888	KB LAMINATES	9,977,500	35,175,545
00683	KERRY PPT	51,977,500	1,730,020,390
00148	KINGBOARD CHEM	26,530,500	561,429,680
00268	KINGDEE INT'L	28,176,000	34,195,280
03888	KINGSOFT	50,738,000	359,445,100
00124	KINGWAY BREW	1,480,000	2,117,940
00034	KOWLOON DEV	11,843,000	76,584,590
01813	KWG PROPERTY	141,169,500	681,682,130
02314	L & M PAPER-NEW	32,918,400	347,235,372
02974	L & M PAPER-OLD	1,718,400	8,940,640
00488	LAI SUN DEV	818,000	120,980
00992	LENOVO GROUP	1,048,080,000	3,150,694,380
00494	LI & FUNG	394,383,400	8,037,414,730
02331	LI NING	135,992,000	2,601,013,570
00980	LIANHUA	653,000	11,980,740
01212	LIFESTYLE INT'L	23,919,000	214,618,895
00823	LINK REIT	133,164,000	2,097,591,685
00226	LIPPO	1,382,000	3,824,020
00968	LITTLE SHEEP	1,324,000	5,393,550
03339	LONKING	64,450,000	294,854,410
00590	LUK FOOK HOLD	458,000	1,597,120
00067	LUMENA	13,106,000	40,752,260
02815	LYXORETF APEJ	1,064,540	19,529,661
02809	LYXORETF CMDTY	19,235,000	349,689,709
02820	LYXORETF EMGMKT	17,900	756,290
02810	LYXORETF INDIA	630,600	42,225,609
02814	LYXORETF JAPAN	1,673,000	10,936,505
02813	LYXORETF KOREA	514,950	9,190,515
02826	LYXORETF NASDAQ	86,300	3,166,750
02806	LYXORETF RAFIEU	140,000	3,949,620
02803	LYXORETF RAFIUS	269,200	5,833,879

## Short selling transactions by designated stock, 2009 (continued)

Stock code	Name	Number of shares*	Value of transactions* (HK\$)
02831	LYXORETF RUSSIA	1,550,500	21,267,692
02837	LYXORETF TAIWAN	6,598,500	27,364,575
02812	LYXORETF WORLD	391,370	2,506,513
00323	MAANSHAN IRON	792,106,000	3,422,128,140
00848	MAOYE INT'L	16,226,000	33,989,250
01618	MCC	55,710,000	269,018,350
00200	MELCO INT'L DEV	158,888,000	709,013,860
02319	MENGNU DAIRY	92,491,000	1,351,347,980
01200	MIDLAND HOLDING	56,398,000	267,632,440
01208	MIN RESOURCES	19,372,000	41,245,560
00222	MIN XIN HOLD	436,000	1,562,900
01389	MING AN HOLD	376,000	542,680
00230	MINMETALS LAND	5,062,000	13,541,800
01988	MINSHENG BANK	39,573,500	356,496,830
00425	MINTH GROUP	7,700,000	67,078,840
00071	MIRAMAR HOTEL	11,000	87,150
00276	MONGOLIA ENERGY	80,000	227,040
00066	MTR CORPORATION	113,560,999	2,491,377,209
00233	MY MEDICARE	71,890,000	84,422,850
02689	ND PAPER	263,039,000	1,628,719,580
00917	NEW WORLD CHINA	96,981,200	317,188,352
00017	NEW WORLD DEV	324,206,572	3,987,281,757
00166	NEWTIMES ENERGY	20,000	9,700
00825	NWDS CHINA	21,552,000	113,674,040
00659	NWS HOLDINGS	5,503,000	74,195,270
00316	OOIL	17,045,500	559,951,605
00996	ORIENTAL GINZA	1,120,000	3,943,410
00018	ORIENTAL PRESS	1,120,000	793,000
01174	PACIFIC ANDES	5,876,000	4,698,400
02343	PACIFIC BASIN	395,217,000	1,915,826,850
01382	PACIFICTEXTILES	393,000	1,817,450
03368	PARKSON GROUP	336,811,500	3,352,261,295
00008	PCCW	230,191,000	615,378,670
00432	PCPD	944,000	1,690,670
00857	PETROCHINA	2,354,427,300	18,898,610,331
02008	PHOENIX TV	1,578,000	2,579,980
02328	PICC P&C	1,148,108,000	5,887,505,880
00752	PICO FAR EAST	4,000	4,880
02318	PING AN	411,485,000	22,222,368,475
00119	POLY HK INV	44,888,000	416,514,510
00208	POLYTEC ASSET	495,000	565,150
00589	PORTS	25,867,000	389,870,940
03813	POU SHENG INT'L	13,689,000	13,411,770
00803	PROSPERITY INTL	760,000	369,000
00808	PROSPERITY REIT	1,760,000	1,712,970
00626	PUBLIC FIN HOLD	1,322,000	3,510,080
00498	PYI CORP	1,132,000	445,110
01122	QINGLING MOTORS	9,094,000	17,839,180
02366	QJY MEDIA	1,816,000	2,385,620
02777	R&F PROPERTIES	622,849,600	7,971,588,228
18600	RB-CCB @EC1003B	28,460,000	5,858,950
05061	RB-HSBC@EC1009A	26,660,000	820,968
16666	RB-HSI @EP0910E	35,470,000	6,119,600
17394	RB-HWL @EC1107	4,120,000	429,030
00246	REALGOLD MINING	10,672,000	112,175,670
00078	REGAL INT'L	4,290,000	8,160,880
01881	REGAL REIT	1,816,000	1,866,650
01387	RENHE COMM	237,080,000	401,071,060
00555	REXLOT HOLDINGS	63,750,000	31,983,575
01098	ROAD KING INFRA	1,745,000	8,519,300
00178	SA SA INT'L	5,082,000	15,262,100
01399	SCUD GROUP	14,000	11,660
02727	SH ELECTRIC	467,776,000	1,424,385,540
00363	SHANGHAI IND H	22,371,000	697,795,930
00338	SHANGHAI PEICHEM	410,436,000	1,214,458,060
02345	SHANGHAI PRIME	1,370,000	1,876,500
00069	SHANGRI-LA ASIA	115,420,000	1,278,570,000
00691	SHANSHUI CEMENT	57,557,000	286,176,580
00218	SHENYIN WANGUO	8,545,000	32,238,250
00152	SHENZHEN INT'L	49,825,000	28,432,599
00604	SHENZHEN INVEST	151,224,000	430,721,300
00548	SHENZHENEXPRESS	16,320,000	54,226,080
02313	SHENZHOU INTL	724,000	7,047,260
00813	SHIMAO PROPERTY	415,188,500	4,742,066,855
02877	SHINWAY PHARM	794,000	8,982,940
00016	SHK PPT	265,473,000	23,663,428,350
00697	SHOUGANG INT'L	230,050,000	328,803,760
00983	SHUI ON CONS	8,140,000	77,916,160
00272	SHUI ON LAND	306,239,500	1,333,524,095
00242	SHUN TAK HOLD	116,564,000	582,512,900
00107	SICHUAN EXPRESS	23,354,000	75,079,500
00886	SILVER BASE	890,000	1,931,020
00171	SILVER GRANT	17,748,000	36,277,680
02000	SIM TECH	3,656,000	2,367,260
00750	SINGYES SOLAR	1,548,000	5,660,680
01177	SINO BIOPHARM	10,216,000	26,079,320
01862	SINO GOLD	5,000	171,710
00083	SINO LAND	305,436,000	3,544,167,820



## Short selling transactions by designated stock, 2009 (continued)

Stock code	Name	Number of shares*	Value of transactions* (HK\$)
00297	SINOFERT	539,780,000	2,100,579,340
01168	SINOLINK HOLD	50,948,000	81,204,800
01893	SINOMA	43,821,000	271,416,680
00623	SINOMEDIA	144,000	221,430
03377	SINO-OCEAN LAND	294,062,881	2,099,479,708
00386	SINOPEC CORP	2,297,428,000	13,672,553,440
01099	SINOPHARM	15,215,200	411,646,120
00598	SINOTRANS	36,496,000	64,525,750
00368	SINOTRANS SHIP	44,815,000	157,960,120
03808	SINOTRUK	29,770,000	248,096,845
00346	SINOUNIONENERGY	18,010,000	16,967,700
00751	SKYWORTHDIGITAL	36,408,000	185,414,460
00315	SMARTONE TELE	570,500	3,353,085
00981	SMIC	325,519,000	145,051,063
00410	SOHO CHINA	305,646,000	1,426,478,020
00757	SOLARGIGA	1,734,000	4,545,710
02878	SOLOMON SYSTECH	8,688,000	6,491,400
02840	SPDR GOLD TRUST	3,260	2,248,735
00337	SPG LAND	2,716,000	12,952,240
01207	SRE GROUP	187,232,000	184,773,040
02888	STANCHART	29,449,400	3,725,879,168
01836	STELLA HOLDINGS	772,000	9,115,040
00086	SUN HUNG KAI CO	3,743,000	16,736,420
00435	SUNLIGHT REIT	3,029,000	4,704,990
00019	SWIRE PACIFIC A	63,022,068	4,206,778,159
00087	SWIRE PACIFIC B	35,000	597,300
00088	TAI CHEUNG HOLD	12,000	55,770
00669	TECHTRONIC IND	201,968,500	1,091,390,945
00700	TENCENT	108,019,100	9,577,865,230
00321	TEXWINCA HOLD	6,938,000	46,931,900
00028	TIAN AN	3,837,000	14,716,160
00882	TIANJIN DEV	19,802,000	89,139,340
03382	TIANJINPORT DEV	38,656,000	104,588,460
00819	TIANNENG POWER	11,370,000	43,763,800
00322	TINGYI	89,812,000	1,249,566,780
00258	TOMSON GROUP	148,000	547,840
01083	TOWNGAS CHINA	978,000	1,608,020
00903	TPV TECHNOLOGY	59,852,000	203,873,540
02800	TRACKER FUND	119,253,000	1,770,583,705
00062	TRANSPORT INT'L	46,400	1,020,128
00696	TRAVELSKY TECH	4,882,000	22,102,810
00732	TRULY INT'L	26,000	181,340
00168	TSINGTAO BREW	34,426,000	939,298,720
00511	TVB	8,394,000	244,772,500
00399	UNITED GENE GP	380,000	224,200
03933	UNITED LAB	8,382,000	27,598,920
00467	UNITEDENERGY GP	130,000	65,430
00220	U-PRESID CHINA	30,914,000	152,388,960
00369	USI (U SUCCESS)	260,000	595,020
00806	VALUE PARTNERS	1,862,000	6,511,670
00539	VICTORY CITY	3,798,000	4,868,980
03331	VINDA INT'L	13,706,000	67,366,650
00345	VITASOY INT'L	3,066,000	13,509,640
00082	VODONE	4,008,000	5,977,120
00303	VTECH HOLDINGS	4,026,000	197,084,550
00151	WANT WANT CHINA	333,474,000	1,320,064,850
03393	WASION GROUP	21,606,000	151,493,120
02338	WEICHAI POWER	21,291,000	711,780,510
08199	WEIGAO GROUP	11,228,000	234,674,200
02698	WEIQIAO TEXTILE	11,280,000	41,846,760
00004	WHARF HOLDINGS	122,380,565	3,975,277,133
00020	WHELOCK	25,958,000	442,990,020
00049	WHELOCK PPT	145,000	656,050
00302	WING HANG BANK	4,857,000	300,575,275
02827	WISE CSI300 ETF	15,369,800	505,982,270
03024	WISE SSE50 ETF	37,500	909,260
01128	WYNN MACAU	60,605,600	580,131,388
03378	XIAMEN PORT	6,964,000	10,501,280
02688	XINAO GAS	19,854,000	339,748,560
01899	XINGDA INT'L	1,229,000	3,016,220
00811	XINHUA WINSHARE	1,358,000	4,118,540
03833	XINXIN MINING	7,703,000	27,893,100
00868	XINYI GLASS	65,048,000	393,654,240
02088	XIWANG SUGAR	17,232,000	36,209,380
01368	XTEP INT'L	30,507,000	117,404,750
01171	YANZHOU COAL	474,646,000	4,316,143,620
01033	YIZHENG CHEM	11,568,000	20,920,300
00551	YUE YUEN IND	91,861,403	1,720,230,127
00123	YUEXIU PROPERTY	232,882,000	394,247,840
01068	YURUN FOOD	106,066,000	1,392,618,330
01818	ZHAOJIN MINING	29,963,500	396,764,955
00576	ZHEJIANGEXPRESS	90,112,000	564,626,920
00672	ZHONGAN REALEST	14,000	39,060
02899	ZIJIN MINING	392,448,000	2,519,626,140
00763	ZTE	59,017,800	1,906,444,124
<b>Total</b>		<b>87,346,919,165</b>	<b>854,375,271,215</b>

\* Figures are adjusted for late report.

## Monthly short selling transactions, 2009

Month	No. of designated securities (month-end figure)	Number of shares*	Value of transactions* (HK\$)	No. of designated securities recording short selling
Jan	363	8,893,141,392	63,381,602,652	280
Feb	361	7,150,403,992	64,248,258,955	290
Mar	360	7,802,922,553	65,607,927,516	291
Apr	365	7,920,787,337	66,801,900,252	288
May	356	7,035,189,235	66,489,690,483	302
Jun	357	7,914,885,071	76,794,608,722	307
Jul	363	6,769,412,739	76,935,320,046	314
Aug	398	7,573,488,059	87,238,685,136	338
Sep	398	6,626,579,637	70,404,138,073	333
Oct	398	6,194,460,133	71,236,383,520	336
Nov	451	7,371,010,110	74,900,630,957	371
Dec	454	6,094,638,907	70,336,124,903	377
<b>Total</b>		<b>87,346,919,165</b>	<b>854,375,271,215</b>	

\* Figures are adjusted for late report.



## Newly listed companies

### Ordinary companies

Code	Company	Listing method/ Industry Classification *	No. of shares offered	Offer price (HK\$)	Funds raised (HK\$Mil)	Listing date/ subscription rate (times)	Sponsor
00852	Strong Petrochemical Holdings Ltd.	Offer for subscription Offer for placing Energy – Oil & Gas	10,000,000 (a) 90,000,000 (b)	2.500 2.500	250.00	2009/01/12 3.11	China Everbright Capital Ltd.
00750	China Singyes Solar Technologies Holdings Ltd.	Offer for subscription Offer for placing Properties & Construction – Construction	24,000,000 (a) 36,000,000 (b)	1.050 1.050	63.00	2009/01/13 69.6	ICEA Capital Ltd.
00802	RCG Holdings Ltd.	Introduction Information Technology – Software & Services	n.a.	n.a.	n.a.	2009/02/10 n.a.	CLSA Equity Capital Markets Ltd.
00246	Real Gold Mining Ltd.	Offer for subscription Offer for sale Offer for placing Materials – Mining	66,000,000 (a) 60,800,000 (b) 38,200,000 (b)	6.250 6.250 6.250	1,031.25	2009/02/23 68	Citigroup Global Markets Asia Ltd.
00794	Come Sure Group (Holdings) Ltd.	Offer for subscription Offer for placing Materials – Basic Materials	21,000,000 (a) 49,000,000 (a)	1.120 1.120	78.40	2009/02/26 15.41	Kingsway Capital Ltd.
00841	Asia Cassava Resources Holdings Ltd.	Offer for subscription Offer for placing Materials – Basic Materials	7,500,000 (a) 67,500,000 (a)	1.020 1.020	76.50	2009/03/23 3.6	Taifook Capital Ltd.
01008	CT Holdings (International) Ltd.	Offer for subscription Offer for placing Services – Media & Publishing	5,000,000 (a) 45,000,000 (a)	1.250 1.250	62.50	2009/03/30 5.69	Optima Capital Ltd.
00886	Silver Base Group Holdings Ltd.	Offer for subscription Offer for placing Consumer Goods – Food & Beverages	90,000,000 (a) 210,000,000 (b)	3.450 3.450	1,035.00	2009/04/08 44	UBS Investment Bank
01333	China Zhongwang Holdings Ltd.	Offer for subscription Offer for placing Materials – Metals	96,098,000 (a) 1,310,208,400 (b)	7.000 7.000	9,844.14	2009/05/08 0.6864	CITIC Securities Corporate Finance (HK) Ltd. UBS Investment Bank
00215	Hutchison Telecommunications Hong Kong Holdings Ltd.	Introduction Telecommunications	n.a.	n.a.	n.a.	2009/05/08 n.a.	Goldman Sachs (Asia) L.L.C.
01328 #	International Elite Ltd.	Transfer of listing Services – Support Services	n.a.	n.a.	n.a.	2009/05/25 n.a.	+ n.a.
00206 #	TSC Offshore Group Ltd.	Transfer of listing Energy – Oil & Gas	n.a.	n.a.	n.a.	2009/06/05 n.a.	+ n.a.
00067	Lumena Resources Corp.	Offer for subscription Offer for sale Offer for placing Materials – Basic Materials	57,720,000 (a) 259,780,000 (b) 346,280,000 (b)	2.000 2.000 2.000	1,327.56	2009/06/16 6.3	Credit Suisse (Hong Kong) Ltd. Somerley Ltd.
00801 #	Golden Meditech Co. Ltd.	Transfer of listing Consumer Goods – Health & Personal Care	n.a.	n.a.	n.a.	2009/06/16 n.a.	+ n.a.
00773	China Metal Recycling (Holdings) Ltd.	Offer for subscription Offer for placing Materials – Metals	90,000,000 (a) 255,000,000 (b)	5.180 5.180	1,787.10	2009/06/22 44	UBS Investment Bank China Merchants Securities (HK) Co., Ltd.
00396	Hing Lee (HK) Holdings Ltd.	Offer for subscription Offer for placing Consumer Goods – Household Goods & Electronics	15,000,000 (a) 35,000,000 (a)	1.020 1.020	51.00	2009/06/22 38	Shenyin Wanguo Capital (H.K.) Ltd.
00065 #	DeTeam Co. Ltd.	Transfer of listing Consumer Goods – Household Goods & Electronics	n.a.	n.a.	n.a.	2009/06/22 n.a.	+ n.a.
01361	361 Degrees International Ltd.	Offer for subscription Offer for placing Consumer Goods – Textiles & Clothing	150,000,000 (a) 415,412,000 (b)	3.610 3.610	2,041.14	2009/06/30 41.28	Merrill Lynch Far East Limited

## Newly listed companies (continued)

### Ordinary companies

Code	Company	Listing method/ Industry Classification *	No. of shares offered	Offer price (HK\$)	Funds raised (HK\$Mil)	Listing date/ subscription rate (times)	Sponsor
01338	BaWang International (Group) Holding Ltd.	Offer for subscription Offer for placing Consumer Goods – Health & Personal Care	350,000,000 (a) 455,000,000 (b)	2.380 2.380	1,915.90	2009/07/03 446.11	The Hongkong and Shanghai Banking Corporation Ltd. Morgan Stanley Asia Ltd.
00866	China Qinfa Group Ltd.	Offer for subscription Offer for placing Energy – Coal	100,000,000 (a) 187,500,000 (b)	2.520 2.520	724.50	2009/07/03 98	China Everbright Capital Ltd.
00090	Amber Energy Ltd.	Offer for subscription Offer for placing Utilities	50,000,000 (a) 65,000,000 (a)	1.660 1.660	190.90	2009/07/10 1248.26	Piper Jaffray Asia Ltd.
00449	Chigo Holding Ltd.	Offer for subscription Offer for placing Consumer Goods – Household Goods & Electronics	36,250,000 (a) 47,124,000 (b)	2.270 2.270	189.26	2009/07/13 347	BNP Paribas Capital (Asia Pacific) Ltd.
02009	BBMG Corporation – H Shares	Offer for subscription Offer for placing Properties & Construction – Construction	466,667,000 (a) 606,665,500 (b)	6.380 6.380	6,847.86	2009/07/29 774.64	UBS AG, Hong Kong Branch
02288	Sundart International Holdings Ltd.	Offer for subscription Offer for sale Offer for placing Properties & Construction – Construction	72,000,000 (a) 24,000,000 (b) 48,000,000 (b)	4.180 4.180 4.180	601.92	2009/08/21 718	ICBC International Capital Ltd.
00072	Modern Media Holdings Ltd.	Offer for subscription Offer for placing Services – Media & Publishing	50,000,000 (a) 50,000,000 (a)	1.290 1.290	129.00	2009/09/09 120.7	ICBC International Capital Limited
00633	China All Access (Holdings) Ltd.	Offer for subscription Offer for placing Telecommunications	125,000,000 (a) 162,500,000 (b)	1.600 1.600	460.00	2009/09/16 413	Guotai Junan Capital Ltd.
01099	Sinopharm Group Co. Ltd. – H Shares	Offer for subscription Offer for placing Consumer Goods – Health & Personal Care	190,988,000 (a) 436,543,023 (b)	16.000 16.000	10,040.50	2009/09/23 570.11	China International Capital Corporation Hong Kong Securities Ltd. UBS AG, Hong Kong Branch
01618	Metallurgical Corporation of China Ltd. – H Shares	Offer for subscription Offer for sale Offer for placing Materials – Metals	574,200,000 (a) 261,000,000 (b) 2,035,800,000 (b)	6.350 6.350 6.350	18,230.85	2009/09/24 205.45	Morgan Stanley Asia Ltd. Citigroup Global Markets Asia Ltd.
01234	China Lilang Ltd.	Offer for subscription Offer for placing Consumer Goods – Textiles & Clothing	150,000,000 (a) 150,000,000 (b)	3.900 3.900	1,170.00	2009/09/25 158.23	Merrill Lynch Far East Ltd.
01968	Peak Sport Products Co., Ltd.	Offer for subscription Offer for placing Consumer Goods – Textiles & Clothing	125,874,000 (a) 293,706,000 (b)	4.100 4.100	1,720.28	2009/09/29 23.18	Credit Suisse (Hong Kong) Ltd. CCB International Capital Ltd.
01668	China South City Holdings Ltd.	Offer for subscription Offer for placing Properties & Construction – Properties	450,000,000 (a) 1,050,000,000 (b)	2.100 2.100	3,150.00	2009/09/30 34.63	Merrill Lynch Far East Ltd.
00845	Glorious Property Holdings Ltd.	Offer for subscription Offer for sale Offer for placing Properties & Construction – Properties	618,750,000 (a) 521,491,000 (b) 1,256,250,000 (b)	4.400 4.400 4.400	10,544.56	2009/10/02 52.42	J.P. Morgan Securities (Asia Pacific) Ltd. Deutsche Bank AG, Hong Kong Branch
01313	China Resources Cement Holdings Ltd.	Offer for subscription Offer for placing Properties & Construction – Construction	655,200,000 (a) 1,082,268,000 (b)	3.900 3.900	6,776.13	2009/10/06 82.57	Credit Suisse (Hong Kong) Ltd. Morgan Stanley Asia Ltd.
01717	Ausnutria Dairy Corporation Ltd.	Offer for subscription Offer for sale Offer for placing Consumer Goods – Food & Beverages	30,000,000 (a) 100,000,000 (b) 215,000,000 (b)	4.000 4.000 4.000	1,380.00	2009/10/08 8.22	Macquarie Capital Securities Ltd. BOCI Asia Ltd.

## Newly listed companies (continued)

## Ordinary companies

Code	Company	Listing method/ Industry Classification *	No. of shares offered	Offer price (HK\$)	Funds raised (HK\$Mil)	Listing date/ subscription rate (times)	Sponsor
00893	China Vanadium Titano-Magnetite Mining Co. Ltd.	Offer for subscription Offer for sale Offer for placing Materials – Metals	176,640,000 (a) 102,120,000 (b) 398,360,000 (b)	3.500 3.500 3.500	2,369.92	2009/10/08 40.6	Citigroup Global Markets Asia Ltd.
02168	Yingde Gases Group Co. Ltd.	Offer for subscription Offer for sale Offer for placing Materials – Basic Materials	135,693,000 (a) 180,924,000 (b) 203,539,500 (b)	7.000 7.000 7.000	3,641.10	2009/10/08 37.44	Goldman Sachs (Asia) L.L.C. Morgan Stanley Asia Ltd.
01128	Wynn Macau, Ltd.	Offer for subscription Offer for placing Services – Hotels & Entertainment	125,000,000 (a) 1,312,500,000 (b)	10.080 10.080	14,490.00	2009/10/09 4.33	J.P. Morgan Securities (Asia Pacific) Ltd. Morgan Stanley Asia Ltd. UBS AG, Hong Kong Branch
00829	Shenguan Holdings (Group) Ltd.	Offer for subscription Offer for placing Consumer Goods – Food & Beverages	40,000,000 (a) 420,000,000 (b)	3.100 3.100	1,426.00	2009/10/13 3.3	Macquarie Capital Securities Ltd. China Merchants Securities (HK) Co., Ltd.
01238	Powerlong Real Estate Holdings Ltd.	Offer for subscription Offer for sale Offer for placing Properties & Construction – Properties	28,841,000 (a) 150,000,000 (b) 908,607,000 (b)	2.750 2.750 2.750	2,990.48	2009/10/14 0.2884	Goldman Sachs (Asia) L.L.C. ICBC International Capital Ltd. Macquarie Capital Securities Ltd.
00712	Comtec Solar Systems Group Ltd.	Offer for subscription Offer for placing Materials – Basic Materials	25,000,000 (a) 256,738,000 (b)	2.100 2.100	591.65	2009/10/30 13.09	ICBC International Capital Ltd.
01628	Yuzhou Properties Co. Ltd.	Offer for subscription Offer for placing Properties & Construction – Properties	120,000,000 (a) 480,000,000 (b)	2.700 2.700	1,620.00	2009/11/02 2.88	Morgan Stanley Asia Ltd.
00891	Trinity Ltd.	Offer for subscription Offer for sale Offer for placing Consumer Goods – Textiles & Clothing	180,776,000 (a) 150,646,000 (b) 188,306,000 (b)	1.650 1.650 1.650	857.55	2009/11/03 57.7	Citigroup Global Markets Asia Ltd. J.P. Morgan Securities (Asia Pacific) Ltd. N M Rothschild & Sons (Hong Kong) Ltd.
03333	Evergrande Real Estate Group Ltd.	Offer for subscription Offer for sale Offer for placing Properties & Construction – Properties	484,480,000 (a) 852,175,000 (b) 520,520,000 (b)	3.500 3.500 3.500	6,500.11	2009/11/05 45.72	Merrill Lynch Far East Ltd. Goldman Sachs (Asia) L.L.C.
01318	Greens Holdings Ltd.	Offer for subscription Offer for placing Industrial Goods	90,000,000 (a) 255,000,000 (b)	1.620 1.620	558.90	2009/11/06 15.63	Morgan Stanley Asia Ltd.
00591	China High Precision Automation Group Ltd.	Offer for subscription Offer for placing Industrial Goods	25,000,000 (a) 262,500,000 (a)	4.000 4.000	1,150.00	2009/11/13 13.38	Sun Hung Kai International Ltd.
00846	Mingfa Group (International) Co. Ltd.	Offer for subscription Offer for placing Properties & Construction – Properties	73,620,000 (a) 826,380,000 (b)	2.390 2.390	2,151.00	2009/11/13 0.818	Deutsche Bank AG, Hong Kong Branch Merrill Lynch Far East Ltd.
00906	CPMC Holdings Ltd.	Offer for subscription Offer for placing Consumer Goods – Household Goods & Electronics	100,000,000 (a) 130,000,000 (b)	5.390 5.390	1,239.70	2009/11/16 291.1	China International Capital Corporation Hong Kong Securities Ltd. BOCI Asia Ltd.
00389	China Tontine Wines Group Ltd.	Offer for subscription Offer for sale Offer for placing Consumer Goods – Food & Beverages	206,980,000 (a) 82,792,000 (a) 186,282,000 (a)	1.250 1.250 1.250	595.07	2009/11/19 296	SBI E2-Capital (HK) Ltd.
00960	Longfor Properties Co. Ltd.	Offer for subscription Offer for placing Properties & Construction – Properties	400,000,000 (a) 750,000,000 (b)	7.070 7.070	8,130.50	2009/11/19 57.51	Citigroup Global Markets Asia Ltd. Morgan Stanley Asia Ltd. UBS AG, Hong Kong Branch

## Newly listed companies (continued)

## Ordinary companies

Code	Company	Listing method/ Industry Classification *	No. of shares offered	Offer price (HK\$)	Funds raised (HK\$Mil)	Listing date/ subscription rate (times)	Sponsor
01777	Fantasia Holdings Group Co., Ltd.	Offer for subscription Offer for sale Offer for placing Properties & Construction – Properties	729,000,000 (a) 245,777,750 (b) 499,888,750 (b)	2.180 2.180 2.180	3,214.77	2009/11/25 160	CITIC Securities Corporate Finance (HK) Ltd. Deutsche Bank AG, Hong Kong Branch
00631	Sany Heavy Equipment International Holdings Co. Ltd.	Offer for subscription Offer for placing Industrial Goods	250,000,000 (a) 325,000,000 (b)	4.800 4.800	2,760.00	2009/11/25 237.95	The Hongkong and Shanghai Banking Corporation Ltd.
00073	Asian Citrus Holdings Ltd.	Introduction Consumer Goods – Agricultural Products	n.a.	n.a.	n.a.	2009/11/26 n.a.	CLSA Equity Capital Markets Ltd.
01988	China Minsheng Banking Corp., Ltd. – H Shares	Offer for subscription Offer for placing Financials – Banks	664,342,000 (a) 2,774,933,500 (b)	9.080 9.080	31,228.62	2009/11/26 159.06	UBS AG, Hong Kong Branch BOCI Asia Ltd.
01928	Sands China Ltd.	Offer for subscription Offer for sale Offer for placing Services – Hotels & Entertainment	187,000,000 (a) 600,000,000 (b) 1,083,000,000 (b)	10.380 10.380 10.380	19,410.60	2009/11/30 1.19	Goldman Sachs (Asia) L.L.C. CLSA Equity Capital Markets Ltd.
00930	China Forestry Holdings Co., Ltd.	Offer for subscription Offer for placing Materials – Basic Materials	375,000,000 (a) 435,452,000 (b)	2.070 2.070	1,677.64	2009/12/03 113.8	Cazenove Asia Ltd. UBS AG, Hong Kong Branch
00465	Futong Technology Development Holdings Ltd.	Offer for subscription Offer for placing Information Technology – IT Hardware	37,500,000 (a) 48,750,000 (a)	1.630 1.630	140.59	2009/12/04 174.72	Taifook Capital Ltd.
01866	China XLX Fertiliser Ltd.	Introduction Materials – Basic Materials	n.a.	n.a.	n.a.	2009/12/08 n.a.	Cazenove Asia Ltd.
01638	Kaisa Group Holdings Ltd.	Offer for subscription Offer for placing Properties & Construction – Properties	100,000,000 (a) 900,000,000 (b)	3.450 3.450	3,450.00	2009/12/09 2.94	Credit Suisse (Hong Kong) Ltd. BOCI Asia Ltd. Sommerley Ltd.
00916	China Longyuan Power Group Corporation Ltd. – H Shares	Offer for subscription Offer for placing Utilities	428,572,000 (a) 2,035,717,000 (b)	8.160 8.160	20,108.60	2009/12/10 235.58	Morgan Stanley Asia Ltd.
00331	PCD Stores (Group) Ltd.	Offer for subscription Offer for sale Offer for placing Services – Retailers	450,000,000 (a) 500,000,000 (b) 775,000,000 (b)	1.950 1.950 1.950	3,363.75	2009/12/15 44.66	Credit Suisse (Hong Kong) Ltd. Evolution Watterson Securities Ltd.
00947	MOBI Development Co., Ltd.	Offer for subscription Offer for placing Information Technology – IT Hardware	87,758,000 (a) 106,200,000 (b)	3.380 3.380	655.58	2009/12/17 217	Piper Jaffray Asia Ltd. First Shanghai Capital Ltd.
01006	China Corn Oil Co. Ltd.	Offer for subscription Offer for placing Consumer Goods – Food & Beverages	87,500,000 (a) 113,750,000 (a)	3.590 3.590	722.49	2009/12/18 634.13	Taifook Capital Ltd.
01080	Shengli Oil & Gas Pipe Holdings Ltd.	Offer for subscription Offer for sale Offer for placing Energy – Oil & Gas	360,000,000 (a) 138,000,000 (b) 330,000,000 (b)	2.200 2.200 2.200	1,821.60	2009/12/18 140.48	Macquarie Capital Securities Ltd.
02601	China Pacific Insurance (Group) Co., Ltd. – H Shares	Offer for subscription Offer for sale Offer for placing Financials – Insurance	64,597,600 (a) 90,000,000 (b) 835,402,400 (b)	28.000 28.000 28.000	27,720.00	2009/12/23 27.04	UBS AG, Hong Kong Branch Credit Suisse (Hong Kong) Ltd. China International Capital Corporation Hong Kong Securities Ltd. Goldman Sachs (Asia) L.L.C.
01823	HUAYU Expressway Group Ltd.	Offer for subscription Offer for placing Services – Transportation	30,000,000 (a) 82,608,000 (a)	1.280 1.280	144.14	2009/12/23 32.15	Mizuho Securities Asia Ltd.
00946	Hontex International Holdings Co. Ltd.	Offer for subscription Offer for sale Offer for placing Consumer Goods – Textiles & Clothing	150,000,000 (a) 60,000,000 (b) 290,000,000 (b)	2.150 2.150 2.150	1,075.00	2009/12/24 38.35	Mega Capital (Asia) Co. Ltd.

## Newly listed companies (continued)

### Ordinary companies

Code	Company	Listing method/ Industry Classification *	No. of shares offered	Offer price (HK\$)	Funds raised (HK\$Mil)	Listing date/ subscription rate (times)	Sponsor
00837	Carpenter Tan Holdings Ltd.	Offer for subscription Offer for placing Consumer Goods – Household Goods & Electronics	31,250,000 (a) 31,250,000 (a)	2.580 2.580	161.25	2009/12/29 339.5	First Shanghai Capital Ltd.
00955	Schramm Holdings AG	Offer for subscription Offer for placing Industrial Goods	2,500,080 (a) 2,499,920 (b)	37.000 37.000	185.00	2009/12/29 203.7	Guotai Junan Capital Ltd.
<b>Total</b>					<b>247,870.84</b>		

(a) Hong Kong offers

(b) International offers

\* Industry Classification is provided by Hang Seng Indexes Company Limited.

# Transfers of listing from GEM to Main Board pursuant to the revised Rule 9.24 of the GEM Listing Rules and to the new Chapter 9A of the Main Board Listing Rules effective from 1 July 2008.

+ Effective date of the transfer of listing from GEM to Main Board

## Withdrawal of listed companies

Code	Company	Last trading date	Delisted date
00096	Wing Lung Bank Ltd.	2008/10/27	2009/01/16
00080	Shaw Brothers (Hong Kong) Ltd.	2009/03/09	2009/03/19
00457	O2Micro International Ltd.	2009/09/02	2009/09/10
00722	Delta Networks, Inc.	2009/09/18	2009/09/28
01389	Ming An (Holdings) Co. Ltd., The	2009/10/21	2009/11/03
00409	Stone Group Holdings Ltd.	2009/10/06	2009/11/09
02633	Nam Tai Electronic & Electrical Products Ltd.	2009/07/22	2009/11/13
01862	Sino Gold Mining Ltd.	2009/12/04	2009/12/16
00416	GST Holdings Ltd.	2009/08/21	2009/12/18
00140	Sanyuan Group Ltd.	2004/05/12	2009/12/24

## Company name changes

Code	Former name	New name	Effective date	Adoption date
01013	Wai Chun Group Ltd.	Wai Chun Group Holdings Ltd.	2008/11/19	2009/01/08
00850	China Oil Resources Holdings Ltd.	PetroAsian Energy Holdings Ltd.	2008/12/18	2009/01/23
00723	Magnesium Resources Corporation of China Ltd.	Bright Prosperous Holdings Ltd.	2008/12/19	2009/01/23
00111	Hantec Investment Holdings Ltd.	Cinda International Holdings Ltd.	2008/12/31	2009/02/04
02882	Ocean Grand Chemicals Holdings Ltd.	Hong Kong Resources Holdings Co. Ltd.	2009/01/07	2009/02/09
00555	REXCAPITAL Financial Holdings Ltd.	REXLot Holdings Ltd.	2009/01/30	2009/03/09
01003	GFT Holdings Ltd.	21 Holdings Ltd.	2009/02/24	2009/03/25
00399	Far East Pharmaceutical Technology Co. Ltd.	United Gene High-Tech Group Ltd.	2009/03/03	2009/04/02
00009	Mandarin Entertainment (Holdings) Ltd.	China Mandarin Holdings Ltd.	2009/04/01	2009/05/15
00988	Sun's Group Ltd., The	Loudong General Nice Resources (China) Holdings Ltd.	2009/05/08	2009/05/21
01094	Sunny Global Holdings Ltd.	China Public Procurement Ltd.	2009/04/27	2009/05/22
00433	Sun Man Tai Holdings Co. Ltd.	North Mining Shares Co. Ltd.	2009/04/29	2009/06/02
00313	Dickson Group Holdings Ltd.	Richly Field China Development Ltd.	2009/05/11	2009/06/18
01051	Smart Rich Energy Finance (Holdings) Ltd.	G-Resources Group Ltd.	2009/06/03	2009/06/22
00530	Fortuna International Holdings Ltd.	Goldin Financial Holdings Ltd.	2009/05/27	2009/06/25
00487	Macau Success Ltd.	Success Universe Group Ltd.	2009/05/27	2009/06/29
00166	New Times Group Holdings Ltd.	New Times Energy Corporation Ltd.	2009/06/02	2009/07/09
00666	Yu Ming Investments Ltd.	SHK Hong Kong Industries Ltd.	2009/07/02	2009/07/13
00232	CATIC International Holdings Ltd.	AVIC International Holding (HK) Ltd.	2009/06/05	2009/07/17
00445	China Fire Safety Enterprise Group Holdings Ltd.	China Fire Safety Enterprise Group Ltd.	2009/06/05	2009/07/17
01142	Rontex International Holdings Ltd.	Siberian Mining Group Co. Ltd.	2009/05/26	2009/07/17
00851	MAE Holdings Ltd.	Sheng Yuan Holdings Ltd.	2009/06/10	2009/08/13
00959	Amaz Entertainment Holdings Ltd.	Amaz Holdings Ltd.	2009/07/13	2009/08/14
03899	Enric Energy Equipment Holdings Ltd.	CIMC Enric Holdings Ltd.	2009/06/30	2009/08/14
00966	China Insurance International Holdings Co. Ltd.	China Taiping Insurance Holdings Co. Ltd.	2009/08/12	2009/08/20
00661	China National Resources Development Holdings Ltd.	China Daye Non-Ferrous Metals Mining Ltd.	2009/08/10	2009/08/21
02898	Long Far Pharmaceutical Holdings Ltd.	Longrun Tea Group Co. Ltd.	2009/07/22	2009/08/24
01229	Artfield Group Ltd.	China Sonangol Resources Enterprise Ltd.	2009/07/21	2009/08/25
00835	Nubrand Group Holdings Ltd.	Asia Coal Ltd.	2009/08/05	2009/08/26
00055	Chung Tai Printing Holdings Ltd.	Newway Group Holdings Ltd.	2009/07/20	2009/09/14
00570	Wing Shan International Ltd.	Winteam Pharmaceutical Group Ltd.	2009/09/04	2009/09/16
01132	Golden Harvest Entertainment (Holdings) Ltd.	Orange Sky Golden Harvest Entertainment (Holdings) Ltd.	2009/08/24	2009/09/30
00351	China Sciences Conservational Power Ltd.	Asia Energy Logistics Group Ltd.	2009/10/06	2009/10/14
03389	Xinyu Hengdeli Holdings Ltd.	Hengdeli Holdings Ltd.	2009/09/11	2009/10/22
01060	Shanghai Allied Cement Ltd.	ChinaVision Media Group Ltd.	2009/10/14	2009/10/23
00925	Peaktop International Holdings Ltd.	Beijing Properties (Holdings) Ltd.	2009/09/21	2009/10/29
00346	Sino Union Petroleum & Chemical International Ltd.	Sino Union Energy Investment Group Ltd.	2009/09/01	2009/11/03
00021	Beauforte Investors Corporation Ltd.	Waytung Global Group Ltd.	2009/11/09	2009/11/17
02349	China Botanic Development Holdings Ltd.	China Water Property Group Ltd.	2009/09/30	2009/11/17
00395	China Zirconium Ltd.	Sino Dragon New Energy Holdings Ltd.	2009/10/12	2009/11/18
00164	Premium Land Ltd.	China Gamma Group Ltd.	2009/10/19	2009/11/18
01176	Nam Fong International Holdings Ltd.	Zhuguang Holdings Group Co. Ltd.	2009/10/28	2009/11/27
00678	Star Cruises Ltd.	Genting Hong Kong Ltd.	2009/10/21	2009/11/30
00462	China Jin Hui Mining Corporation Ltd.	Natural Dairy (NZ) Holdings Ltd.	2009/10/14	2009/12/08
01130	Benefun International Holdings Ltd.	China Environmental Resources Group Ltd.	2009/10/12	2009/12/17
00288	Berjaya Holdings (HK) Ltd.	Cosway Corporation Ltd.	2009/12/11	2009/12/18
00123	Guangzhou Investment Co. Ltd.	Yuxiu Property Co. Ltd.	2009/12/16	2009/12/22
00566	RBI Holdings Ltd.	Apollo Solar Energy Technology Holdings Ltd.	2009/11/25	2009/12/22
00766	Sino Prosper Holdings Ltd.	Sino Prosper State Gold Resources Holdings Ltd.	2009/12/08	2009/12/28
00651	Wonson International Holdings Ltd.	China Ocean Shipbuilding Industry Group Ltd.	2009/11/05	2009/12/30

\* Change of English name only

# Change of Chinese name only

## Foreign companies as at the end of 2009

Code	Name	Classification	Incorporation	Listing date
00557	City e-Solutions Ltd.	Services	Cayman Islands	1989/12/29
00575	Regent Pacific Group Ltd.	Materials	Cayman Islands	1997/05/19
00693	Tan Chong International Ltd.	Consumer Goods	Bermuda	1998/07/07
00945	Manulife Financial Corporation	Financials	Canada	1999/09/27
00678	Genting Hong Kong Ltd.	Services	Bermuda	2000/11/30
02317	Vedan International (Holdings) Ltd.	Consumer Goods	Cayman Islands	2003/06/27
00502	Pan Sino International Holdings Ltd.	Consumer Goods	Cayman Islands	2006/03/01
03918	NagaCorp Ltd.	Services	Cayman Islands	2006/10/19
03938	Samling Global Ltd.	Materials	Bermuda	2007/03/07
00422	Vietnam Manufacturing and Export Processing (Holdings) Ltd.	Consumer Goods	Cayman Islands	2007/12/20
00955	Schramm Holdings AG	Industrials Goods	Germany	2009/12/29

Note: A listed company would be counted as a foreign company if it is incorporated overseas AND has a majority of its business outside Hong Kong and China, and as a domestic company if otherwise.



## Investment companies as at the end of 2009

Code	Name	Classification	Incorporation	Listing date
00170	China Assets (Holdings) Ltd.	Financials	Hong Kong	1992/04/15
02312	China Financial Leasing Group Ltd.	Financials	Cayman Islands	2002/10/28
01217	China Innovation Investment Ltd.	Financials	Cayman Islands	2002/08/28
00612	China Investments Fund Co. Ltd.	Financials	Cayman Islands	2002/01/02
00133	China Merchants China Direct Investments Ltd.	Financials	Hong Kong	1993/07/22
00339	Earnest Investments Holdings Ltd.	Financials	Bermuda	2000/07/26
01226	Garron International Ltd.	Financials	Cayman Islands	2002/09/19
01160	Grand Investment International Ltd.	Financials	Bermuda	2004/04/02
00428	Harmony Assets Ltd.	Financials	Cayman Islands	1993/12/14
00356	Incutech Investments Ltd.	Financials	Cayman Islands	2002/06/07
00905	Mastermind Capital Ltd.	Financials	Cayman Islands	1998/07/17
01227	National Investments Fund Ltd.	Financials	Cayman Islands	2002/09/27
01062	New Capital International Investment Ltd.	Financials	Cayman Islands	1994/05/10
01140	OP Financial Investments Ltd.	Financials	Cayman Islands	2003/03/20
00810	Opes Asia Development Ltd.	Financials	Bermuda	2002/02/28
00721	Prime Investments Holdings Ltd.	Financials	Bermuda	2001/06/08
00310	Prosperity Investment Holdings Ltd.	Financials	Bermuda	1992/12/21
00901	Radford Capital Investment Ltd.	Financials	Cayman Islands	2002/02/28
00770	Shanghai International Shanghai Growth Investment Ltd.	Financials	Cayman Islands	1993/11/30
00666	SHK Hong Kong Industries Ltd.	Financials	Hong Kong	1990/12/21
02324	Sino Katalytics Investment Corporation	Financials	Cayman Islands	2003/10/27
00204	Temujin International Investments Ltd.	Financials	Cayman Islands	2000/12/12
00768	UBA Investments Ltd.	Financials	Cayman Islands	2000/01/18
00913	Unity Investments Holdings Ltd.	Financials	Cayman Islands	1999/10/27

## Secondary listing stocks as at the end of 2009

Code	Name	Classification	Incorporation	Listing date	Primary list
00945	Manulife Financial Corporation	Financials	Canada	1999/9/27	Toronto

## Reorganisations/demergers

Code	Company	Particulars	Proposed date Completed/EGM date
02332	Hutchison Telecommunications International Ltd. (HTL)	HTL proposed a separate listing of Hutchison Telecommunications Hong Kong Holdings Ltd. (HTHK) by way of introduction. Shareholders of HTL entitled to interim dividend in specie of 1 HTHK share for every HTL share held. The shares of HTHK would be listed on the Stock Exchange.	2009/03/04 2009/05/08

## Privatisations by major shareholder

Code	Company	Particulars	Last trading date	Delisted date
00080	Shaw Brothers (Hong Kong) Ltd.	Cash offer HK\$13.35 for each share	2009/03/09	2009/03/19
00722	Delta Networks, Inc.	Cash offer HK\$2.20 for each share	2009/09/18	2009/09/28
01389	Ming An (Holdings) Co. Ltd., The	1 China Taiping Insurance Holdings Co. Ltd. share for 10 shares	2009/10/21	2009/11/03
00409	Stone Group Holdings Ltd.	Cash offer HK\$0.48 for each share; HK\$0.001 for each option	2009/10/06	2009/11/09
02633	Nam Tai Electronic & Electrical Products Ltd.	Cash offer HK\$1.52 for each share	2009/07/22	2009/11/13

## Change of domicile

Code	Former company	New company	Place of incorporation	Effective date
03886	Town Health International Holdings Co. Ltd.	Town Health International Holdings Co. Ltd.	Bermuda	2009/05/06

## Companies under suspension as at the end of 2009

Code	Stock	Last closing price		Date of suspension
		(HK\$)	(Date)	
00030	ABC Communications (Holdings) Ltd.	2.930	(2009/10/12)	2009/10/12
00899	Asia Resources Holdings Ltd.	0.260	(2009/12/22)	2009/12/23
00376	Asia TeleMedia Ltd.	0.100	(2008/03/18)	2008/03/18
02326	BEP International Holdings Ltd.	0.080	(2008/10/17)	2008/10/20
00572	China Packaging Group Co. Ltd.	0.290	(2009/04/27)	2009/04/28
00479	CIL Holdings Ltd.	0.025	(2004/03/31)	2004/04/01
00439	Climax International Co. Ltd.	0.025	(2008/09/22)	2008/09/23
00628	Dore Holdings Ltd.	0.280	(2009/11/09)	2009/11/10
00048	EganaGoldpfeil (Holdings) Ltd.	0.660	(2007/09/11)	2007/09/12
00875	Ever Fortune International Holdings Ltd.	0.043	(2005/04/27)	2005/04/28
00865	First Mobile Group Holdings Ltd.	0.168	(2009/11/26)	2009/11/27
01076	First Natural Foods Holdings Ltd.	0.295	(2008/12/12)	2008/12/15
01175	FU JI Food and Catering Services Holdings Ltd.	7.600	(2009/07/28)	2009/07/29
00115	Grand Field Group Holdings Ltd.	0.120	(2009/03/26)	2009/03/27
00870	Hang Fung Gold Technology Ltd.	0.650	(2008/09/30)	2008/09/30
00356	Incutech Investments Ltd.	0.480	(2008/06/12)	2008/06/13
02358	Mitsumaruru East Kit (Holdings) Ltd.	0.940	(2008/02/13)	2008/02/14
00563	Neo-China Land Group (Holdings) Ltd.	5.100	(2008/01/22)	2008/01/22
00456	New City (China) Development Ltd.	0.265	(2003/12/29)	2003/12/30
02339	Norstar Founders Group Ltd.	0.730	(2009/01/19)	2009/01/19
01220	Ocean Grand Holdings Ltd.	1.010	(2006/07/14)	2006/07/17
00502	Pan Sino International Holding Ltd.	0.580	(2007/04/27)	2007/04/30
00304	Peace Mark (Holdings) Ltd.	1.500	(2008/08/15)	2008/08/18
00747	Shenyang Public Utility Holdings Co. Ltd. – H Shares	0.600	(2004/12/14)	2004/12/15
00223	Sino Resources Group Ltd.	0.435	(2009/07/27)	2009/07/28
00059	Skyfame Realty (Holdings) Ltd.	0.530	(2009/11/02)	2009/11/03
02700	Smart Union Group (Holdings) Ltd.	0.099	(2008/10/14)	2008/10/15
00211	Styland Holdings Ltd.	0.025	(2004/04/20)	2004/04/21
02336	Sunlink International Holdings Ltd.	0.070	(2008/12/01)	2008/12/02
00928	Tack Fat Group International Ltd.	0.400	(2008/07/29)	2008/07/30
00627	U-RIGHT International Holdings Ltd.	0.014	(2008/09/17)	2008/09/17
01139	Victory Group Ltd.	0.149	(2006/09/26)	2006/09/27
00607	Warderly International Holdings Ltd.	0.480	(2007/05/11)	2007/05/14



## Takeovers and mergers

Code	Company	Proposed date Offer closing date
00380	<b>China Pipe Group Ltd.</b> Mandatory conditional cash offer was made by Singapore Zhongxin Investment Co. Ltd. at a price of HK\$0.02 for each share	2008/12/04 2009/02/06
00451	<b>Same Time Holdings Ltd.</b> Voluntary conditional cash offer was made by Sum Tai Holdings Ltd. at a price of HK\$1.23 for each share	2009/02/26 2009/03/31
00851	<b>MAE Holdings Ltd.</b> <b>(Name changed to Sheng Yuan Holdings Ltd.)</b> Mandatory unconditional cash offer was made by Front Riches Investments Ltd. at a price of HK\$0.184 for each share, HK\$0.184 for each underlying share of convertible notes	2009/05/13 2009/06/03
00666	<b>Yu Ming Investments Ltd.</b> <b>(Name changed to SHK Hong Kong Industries Ltd.)</b> Mandatory unconditional cash offer was made by Bright Clear Ltd. at a price of HK\$0.1 for each share, HK\$0.0001 for each 2011 warrant with an exercise price of HK\$0.10, HK\$0.00001 for each 2009 warrant with an exercise price of HK\$0.33	2009/05/08 2009/06/15
01198	<b>Royale Furniture Holdings Ltd.</b> Voluntary conditional partial cash offer was made by Charming Future Holdings Ltd. at a price of HK\$0.33 for each share	2009/06/10 2009/07/16
02326	<b>BEP International Holdings Ltd.</b> Mandatory unconditional cash offer was made by Long Channel Investments Ltd. at a price of HK\$0.00814 for each share	2009/07/16 2009/08/13
00416	<b>GST Holdings Ltd.</b> Voluntary conditional cash offer was made by United Technologies Far East Ltd. at a price of HK\$3.38 for each share, HK\$0.58 for each option with exercise price HK\$2.80	2009/07/17 2009/08/21
00018	<b>Oriental Press Group Ltd.</b> Voluntary unconditional cash offer was made by Ever Holdings Ltd. at a price of HK\$0.95 for each share	2009/07/20 2009/08/24
00982	<b>iOne Holdings Ltd.</b> Mandatory unconditional cash offer was made by Profit Allied Ltd. at a price of HK\$0.66 for each share	2009/08/11 2009/09/18
01176	<b>Nam Fong International Holdings Ltd.</b> <b>(Name changed to Zhuguang Holdings Group Co. Ltd.)</b> Mandatory unconditional cash offer was made by Rong De Investments Ltd. at a price of HK\$0.10 for each share	2009/09/08 2009/09/29
00209	<b>Sewco International Holdings Ltd.</b> Mandatory unconditional cash offer was made by Right Perfect Ltd at a price of HK\$0.40 for each share	2009/09/14 2009/10/16
00771	<b>Automated Systems Holdings Ltd.</b> Mandatory unconditional cash offer was made by Teamsun Technology (HK) Ltd. at a price of HK\$1.29 for each share, HK\$0.01 for each 1,000 options	2009/09/29 2009/10/20
00145	<b>Hong Kong Building and Loan Agency Ltd., The</b> Mandatory unconditional cash offer was made by Hyde Park Group Ltd. at a price of HK\$1.83 for each share	2009/10/02 2009/10/23
00582	<b>Greenfield Chemical Holdings Ltd.</b> Mandatory unconditional cash offer was made by True Focus Ltd., a wholly owned subsidiary of COL Capital Ltd. at a price of HK\$1.50 for each share	2009/10/09 2009/10/30
00668	<b>Hong Kong Catering Management Ltd.</b> Mandatory unconditional cash offer was made by Money Success Ltd. at a price of HK\$0.388 for each share	2009/10/14 2009/11/04
00747	<b>Shenyang Public Utility Holdings Co. Ltd. - H Shares</b> Mandatory unconditional cash offer was made by Amazing Wealth Development Ltd. at a price of HK\$0.1939 (equivalent to RMB0.171) for each H share	2009/10/19 2009/11/09
00221	<b>LeRoi Holdings Ltd.</b> Voluntary conditional partial share exchange offer was made by Gain Better Investments Ltd, a wholly-owned subsidiary of Wai Yuen Tong Medicine Holdings Ltd. by 5 new Wai Yuen Tong shares for 2 LeRoi shares	2009/10/09 2009/11/13
00990	<b>Theme International Holdings Ltd.</b> Mandatory unconditional cash offer was made by Golden Bright Energy Ltd. at a price of HK\$0.19501 for each share	2009/11/04 2009/11/25
00310	<b>Prosperity Investment Holdings Ltd.</b> Mandatory unconditional cash offer was made by Sun Matrix Ltd. at a price of HK\$0.90 for each share	2009/11/06 2009/11/27
01862	<b>Sino Gold Mining Ltd.</b> Offer was made by Eldorado Gold Corporation by share exchange 0.55 Eldorado Gold Corporation CDIs for each share	2009/10/29 2009/12/11
00157	<b>Natural Beauty Bio-Technology Ltd.</b> Mandatory unconditional cash offer was made by Standard Cosmos Ltd. at a price of HK\$1.25 for each share	2009/11/23 2009/12/14

## Share subdivisions and share consolidations

Code	Stock	Particulars	Old par value (HK\$)	New par value (HK\$)	Effective date
02618	TCL Communication Technology Holdings Ltd.	Consolidation 10 into 1	0.1000	1.0000	2009/01/23
01070	TCL Multimedia Technology Holdings Ltd.	Consolidation 10 into 1	0.1000	1.0000	2009/01/23
00499	HyComm Wireless Ltd.	Consolidation 20 into 1	0.0050	0.1000	2009/01/29
01003	21 Holdings Ltd. (Formerly: GFT Holdings Ltd.)	Consolidation 20 into 1	0.1250	0.0100 (1)	2009/02/12
02324	Sino Katalytics Investment Corporation	Consolidation 5 into 1	0.0200	0.1000	2009/02/16
00646	Yardway Group Ltd.	Split 1 into 2	0.1000	0.0500	2009/02/16
00136	Mascotte Holdings Ltd.	Consolidation 10 into 1	0.1000 (2)	0.1000	2009/03/04
00061	Green Global Resources Ltd.	Consolidation 10 into 1	0.1000	0.0100 (3)	2009/03/09
00199	ITC Properties Group Ltd.	Consolidation 25 into 1	0.0100	0.0100 (4)	2009/03/16
01222	Wang On Group Ltd.	Consolidation 25 into 1	0.0050	0.0100 (5)	2009/03/31
00985	China Sci-Tech Holdings Ltd.	Consolidation 25 into 1	0.1000 (6)	0.1000	2009/04/01
00372	ITC Corporation Ltd.	Consolidation 20 into 1	0.1000	0.0100 (7)	2009/04/03
00397	Hong Kong Health Check and Laboratory Holdings Co. Ltd.	Consolidation 50 into 1	0.0100	0.0100 (8)	2009/04/06
01004	Rising Development Holdings Ltd.	Consolidation 25 into 1	0.0200	0.0100 (9)	2009/04/06
00566	Apollo Solar Energy Technology Holdings Ltd. (Formerly: RBI Holdings Ltd.)	Consolidation 5 into 1	0.0500	0.0100 (10)	2009/04/23
00764	China Star Investment Holdings Ltd.	Consolidation 10 into 1	0.0100	0.0100 (11)	2009/04/23
00326	China Star Entertainment Ltd.	Consolidation 20 into 1	0.0500	0.0100 (12)	2009/05/04
00530	Goldin Financial Holdings Ltd. (Formerly: Fortuna International Holdings Ltd.)	Consolidation 40 into 1	0.0200	0.1000 (13)	2009/05/14
03928	Zhengzhou Gas Co. Ltd. – H Shares	Consolidation 10 into 1	RMB 0.1000	RMB 1.0000	2009/05/22
03886	Town Health International Holdings Co. Ltd.	Consolidation 100 into 1	0.0100	0.0100 (14)	2009/05/25
01051	G-Resources Group Ltd. (Formerly: Smart Rich Energy Finance Holdings Ltd.)	Consolidation 10 into 1	0.0100	0.0100 (15)	2009/06/01
00651	China Ocean Shipbuilding Industry Group Ltd. (Formerly: Wonson International Holdings Ltd.)	Consolidation 50 into 1	0.0010	0.0500	2009/06/25
01166	Solartech International Holdings Ltd.	Consolidation 5 into 1	0.0100	0.0100 (16)	2009/07/10
02379	Zhongtian International Ltd.	Consolidation 4 into 1	0.1000 (17)	0.0100	2009/07/15
00109	Wonderful World Holdings Ltd.	Consolidation 10 into 1	0.0100	0.1000	2009/07/30
00147	Chaoyue Group Ltd.	Split 1 into 10	0.0100	0.0010	2009/08/03
00279	Freeman Corporation Ltd.	Consolidation 10 into 1	0.1000 (18)	0.1000	2009/08/06
00913	Unity Investments Holdings Ltd.	Consolidation 10 into 1	0.1000 (19)	0.1000	2009/08/06
00852	Strong Petrochemical Holdings Ltd.	Split 1 into 4	0.1000	0.0250	2009/08/19
00690	Uni-Bio Science Group Ltd.	Consolidation 10 into 1	0.1000	0.0100 (20)	2009/08/31
00292	Asia Standard Hotel Group Ltd.	Consolidation 10 into 1	0.0200	0.0200 (21)	2009/09/09
00129	Asia Standard International Group Ltd.	Consolidation 10 into 1	0.0100	0.0100 (22)	2009/09/09
01180	Paradise Entertainment Ltd.	Consolidation 10 into 1	0.0100	0.1000	2009/09/30
00370	China Best Group Holding Ltd.	Consolidation 5 into 1	0.0100	0.0500	2009/10/07
00616	Easyknit Enterprises Holdings Ltd.	Consolidation 10 into 1	0.0100 (23)	0.0100	2009/10/14
00705	CVM Minerals Ltd.	Split 1 into 4	0.1000	0.0250	2009/10/19
01228	Superb Summit International Timber Co. Ltd.	Consolidation 10 into 1	0.0100	0.1000	2009/10/23
00566	Apollo Solar Energy Technology Holdings Ltd. (Formerly: RBI Holdings Ltd.)	Split 1 into 4	0.0100	0.0025	2009/11/05
00395	Sino Dragon New Energy Holdings Ltd. (Formerly: China Zirconium Ltd.)	Split 1 into 20	1.0000	0.0500	2009/11/09
01132	Orange Sky Golden Harvest Entertainment (Holdings) Ltd. (Formerly: Golden Harvest Entertainment (Holdings) Ltd.)	Split 1 into 10	1.0000	0.1000	2009/11/12

**Share subdivisions and share consolidations (continued)**

Code	Stock	Particulars	Old par value (HK\$)	New par value (HK\$)	Effective date
00544	Daido Group Ltd.	Consolidation 5 into 1	0.0100	0.0500	2009/11/24
00723	Bright Prosperous Holdings Ltd. (Formerly: Magnesium Resources Corporation of China Ltd.)	Consolidation 16 into 3	0.0100	0.0533	2009/11/30
00295	Kong Sun Holdings Ltd.	Consolidation 20 into 1	0.0100	0.2000	2009/12/10
02314	Lee & Man Paper Manufacturing Ltd.	Split 1 into 4	0.1000	0.0250	2009/12/21
00391	Mei Ah Entertainment Group Ltd.	Split 1 into 5	0.1000	0.0200	2009/12/22
00885	Forefront Group Ltd.	Consolidation 5 into 1	0.1000 (24)	0.1000	2009/12/23
00990	Theme International Holdings Ltd.	Split 1 into 4	0.0100	0.0025	2009/12/30

## Notes :

- (1) Capital reduced by HK\$2.49 of par from HK\$2.50 to HK\$0.01
- (2) Capital reduced by HK\$0.09 of par from HK\$0.10 to HK\$0.01
- (3) Capital reduced by HK\$0.99 of par from HK\$1.00 to HK\$0.01
- (4) Capital reduced by HK\$0.24 of par from HK\$0.25 to HK\$0.01
- (5) Capital reduced by HK\$0.115 of par from HK\$0.125 to HK\$0.01
- (6) Capital reduced by HK\$0.096 of par from HK\$0.10 to HK\$0.004
- (7) Capital reduced by HK\$1.99 of par from HK\$2.00 to HK\$0.01
- (8) Capital reduced by HK\$0.49 of par from HK\$0.50 to HK\$0.01
- (9) Capital reduced by HK\$0.49 of par from HK\$0.50 to HK\$0.01
- (10) Capital reduced by HK\$0.24 of par from HK\$0.25 to HK\$0.01
- (11) Capital reduced by HK\$0.09 of par from HK\$0.10 to HK\$0.01
- (12) Capital reduced by HK\$0.99 of par from HK\$1.00 to HK\$0.01
- (13) Capital reduced by HK\$0.70 of par from HK\$0.80 to HK\$0.10
- (14) Capital reduced by HK\$0.99 of par from HK\$1.00 to HK\$0.01
- (15) Capital reduced by HK\$0.09 of par from HK\$0.10 to HK\$0.01
- (16) Capital reduced by HK\$0.04 of par from HK\$0.05 to HK\$0.01
- (17) Capital reduced by HK\$0.0975 of par from HK\$0.10 to HK\$0.0025
- (18) Capital reduced by HK\$0.09 of par from HK\$0.10 to HK\$0.01
- (19) Capital reduced by HK\$0.09 of par from HK\$0.10 to HK\$0.01
- (20) Capital reduced by HK\$0.99 of par from HK\$1.00 to HK\$0.01
- (21) Capital reduced by HK\$0.18 of par from HK\$0.20 to HK\$0.02
- (22) Capital reduced by HK\$0.09 of par from HK\$0.10 to HK\$0.01
- (23) Capital reduced by HK\$0.009 of par from HK\$0.01 to HK\$0.001
- (24) Capital reduced by HK\$0.08 of par from HK\$0.10 to HK\$0.02

## Bonus issues/bonus warrants

Code	Stock	Particulars	Ex-date
02366	Qin Jia Yuan Media Services Co. Ltd.	1 for 10	2009/01/15
00326	China Star Entertainment Ltd.	3 for 1 offer sh	2009/01/16
00275	Hanny Holdings Ltd.	4 2010 wts for 15 offer shs	2009/02/11
00666	SHK Hong Kong Industries Ltd. (Formerly: Yu Ming Investments Ltd.)	1 2011 wt for 5 rts shs	2009/03/17
00023	Bank of East Asia, Ltd., The	1 for 10	2009/03/18
00635	Playmates Holdings Ltd.	1 2010 wt for 5	2009/03/26
01222	Wang On Group Ltd.	2 for 3 offer shs	2009/04/01
00985	China Sci-Tech Holdings Ltd.	1 2011 wts for 5 rts shs	2009/04/02
00690	Uni-Bio Science Group Ltd.	2 for 1 offer shs	2009/04/09
00131	Cheuk Nang (Holdings) Ltd.	1 2010 wt for 6	2009/04/14
00763	ZTE Corporation – H Shares	3 for 10	2009/04/16
00578	Dynamic Energy Holdings Ltd.	4 for 5	2009/04/23
00190	HKC (Holdings) Ltd.	1 wt for 10 1 Hong Kong Energy (Holdings) Ltd wt for 144	2009/04/28
00987	Hong Kong Energy (Holdings) Ltd.	1 wt for 10	2009/04/28
03968	China Merchants Bank Co., Ltd. – H Shares	3 for 10	2009/05/18
03339	Lonking Holdings Ltd.	1 for 1	2009/05/22
00272	Shui On Land Ltd.	1 for 10	2009/05/26
02342	Comba Telecom Systems Holdings Ltd.	1 for 10	2009/05/27
00047	Hop Hing Group Holdings Ltd.	1 2013 wt for 5	2009/05/27
01177	Sino Biopharmaceutical Ltd.	1 for 3	2009/06/03
00909	Zhongda International Holdings Ltd.	2 for 10 offer shares	2009/06/18
00271	Dan Form Holdings Co. Ltd.	1 for 10	2009/07/08
00398	Oriental Watch Holdings Ltd.	1 for 10	2009/08/19
00252	Southeast Asia Properties & Finance Ltd.	1 for 10	2009/08/21
03389	Hengdeli Holdings Ltd. (Formerly: Xinyu Hengdeli Holdings Ltd.)	5 for 10	2009/09/07
02342	Comba Telecom Systems Holdings Ltd.	1 for 10	2009/10/06
00164	China Gamma Group Ltd. (Formerly: Premium Land Ltd.)	4 for 1	2009/10/12
00505	Xingye Copper International Group Ltd.	1 2011 wt for 10	2009/10/19
00190	HKC (Holdings) Ltd.	1 for 10	2009/10/27
00091	New Smart Energy Group Ltd.	1 2010 wt for 5	2009/11/02
00131	Cheuk Nang (Holdings) Ltd.	1 2010 wt for 10	2009/11/05
00812	Tanrich Financial Holdings Ltd.	1 for 1	2009/11/06
01177	Sino Biopharmaceutical Ltd.	1 for 2	2009/12/04
00197	Heng Tai Consumables Group Ltd.	1 for 20	2009/12/16
00211	Styland Holdings Ltd.	1 for 10	2009/12/23
00438	IRICO Group Electronics Co. Ltd. – H Shares	1 for 10	2009/12/28

## Rights issues/open offers

Code	Stock	Particulars	Funds raised (HK\$mil)	Ex-date payment date
00628	Dore Holdings Ltd.	Open offer 1 for 2 @\$1.00 (after consolidation 10 into 1)	109.55	2008/12/11 2009/01/05
00539	Victory City International Holdings Ltd.	Rts 1 for 2 @\$0.439	150.06	2008/12/17 2009/01/09
00616	Easyknit Enterprises Holdings Ltd.	Rts 10 for 1 @\$0.15	100.12	2008/12/18 2009/01/15
00688	China Overseas Land & Investment Ltd.	Open offer 1 for 25 @\$8.00	2,512.22	2008/12/23 2009/01/21
01166	Solartech International Holdings Ltd.	Open offer 4 for 1 @\$0.027	65.19	2009/01/09 2009/02/02
00383	COL Capital Ltd.	Rts 1 for 1 @\$0.40	110.26	2009/01/09 2009/02/05
00326	China Star Entertainment Ltd.	Open offer 2 for 1 @\$0.05 with bonus 3 for 1 offer sh	53.22	2009/01/16 2009/02/16
00499	HyComm Wireless Ltd.	Rts 7 for 1 @\$0.144 (after consolidation 20 into 1)	62.91	2009/01/30 2009/02/23
03989	Hembly International Holdings Ltd.	Open offer 1 for 2 @\$0.30	42.45	2009/02/04 2009/02/25
01198	Royale Furniture Holdings Ltd.	Open offer 1 for 2 @\$0.27	42.01	2009/01/30 2009/02/25
00274	Global Green Tech Group Ltd.	Open offer 12 for 25 @\$0.25	161.16	2009/02/17 2009/03/09
00275	Hanny Holdings Ltd.	Open offer 3 for 1 @\$0.35 with bonus 4 2010 wts for 15 offer shs	105.27	2009/02/11 2009/03/09
00817	Franshion Properties (China) Ltd.	Rts 23 for 100 @\$1.67	2,716.85	2009/02/25 2009/03/17
00279	Freeman Corporation Ltd.	Rts 1 for 1 @\$0.11	107.50	2009/02/19 2009/03/18
02349	China Water Property Group Ltd. (Formerly: China Botanic Development Holdings Ltd.)	Open offer 1 for 2 @\$0.08	27.68	2009/02/26 2009/03/20
00764	China Star Investment Holdings Ltd.	Open offer 1 for 2 @\$0.10	36.71	2009/02/27 2009/03/23
00307	Tidetime Sun (Group) Ltd.	Open offer 1 for 2 @\$0.065	21.69	2009/03/04 2009/03/26
00913	Unity Investments Holdings Ltd.	Rts 1 for 1 @\$0.10	51.22	2009/03/05 2009/03/31
00005	HSBC Holdings plc	Rts 5 for 12 @\$28.00	141,686.69	2009/03/12 2009/04/03
00510	CASH Financial Services Group Ltd.	Rts 1 for 2 @\$0.45	92.57	2009/03/13 2009/04/06
00666	SHK Hong Kong Industries Ltd. (Formerly: Yu Ming Investments Ltd.)	Rts 1 for 1 @\$0.10 with bonus 1 2011 wt for 5 rts shs	186.92	2009/03/17 2009/04/15
00716	Singamas Container Holdings Ltd.	Rts 2 for 1 @\$0.35	492.04	2009/03/30 2009/04/22
01222	Wang On Group Ltd.	Open offer 3 for 1 @\$0.10 with bonus 2 for 3 offer shs (after consolidation 25 into 1)	113.29	2009/04/01 2009/04/27
01059	Kantone Holdings Ltd.	Rts 1 for 4 @\$0.10	101.48	2009/04/09 2009/05/04
00690	Uni-Bio Science Group Ltd.	Open offer 1 for 6 @\$0.10 with bonus 2 for 1 offer shs	144.98	2009/04/09 2009/05/08
00051	Harbour Centre Development Ltd.	Rts 1 for 2 @\$3.99	942.64	2009/04/20 2009/05/11
00372	ITC Corporation Ltd.	Rts 4 for 1 @\$0.20 (after consolidation 20 into 1)	107.79	2009/04/21 2009/05/14
00185	Xpress Group Ltd.	Open offer 1 for 5 @\$0.05	18.37	2009/04/22 2009/05/19
00985	China Sci-Tech Holdings Ltd.	Rts 5 for 1 @\$0.15 with bonus 1 2011 wt for 5 rts shs (after consolidation 25 into 1)	397.99	2009/04/02 2009/05/25
00530	Goldin Financial Holdings Ltd. (Formerly: Fortuna International Holdings Ltd.)	Rts 9 for 1 @\$0.67 (after consolidation 40 into 1)	572.02	2009/05/06 2009/06/01
00197	Heng Tai Consumables Group Ltd.	Open offer 1 for 2 @\$0.18	151.66	2009/05/05 2009/06/03
00758	Junefield Department Store Group Ltd.	Rts 1 for 2 @\$0.10	21.10	2009/05/08 2009/06/08
00092	Champion Technology Holdings Ltd.	Rts 1 for 1 @\$0.10	199.08	2009/05/18 2009/06/10
00587	Hua Han Bio-Pharmaceutical Holdings Ltd.	Open offer 1 for 2 @\$0.50	220.18	2009/05/26 2009/06/12
01174	Pacific Andes International Holdings Ltd.	Rts 1 for 2 @\$0.60	566.42	2009/05/29 2009/06/16
00566	Apollo Solar Energy Technology Holdings Ltd. (Formerly: RBI Holdings Ltd.)	Open offer 4 for 1 @\$0.10	63.56	2009/05/29 2009/06/19
01060	ChinaVision Media Group Ltd. (Formerly: Shanghai Allied Cement Ltd.)	Open offer 1 for 2 @\$0.30	131.16	2009/05/29 2009/06/19
00230	Minmetals Land Ltd.	Rts 1 for 2 @\$0.94	523.50	2009/06/02 2009/06/23
00498	PYI Corporation Ltd.	Rts 2 for 1 @\$0.12	362.32	2009/06/03 2009/06/30
00497	Capital Strategic Investment Ltd.	Rts 9 for 20 @\$0.078	173.41	2009/06/11 2009/07/03
00836	China Resources Power Holdings Co. Ltd.	Rts 1 for 10 @\$14.00	5,940.72	2009/06/18 2009/07/10

## Rights issues/open offers (continued)

Code	Stock	Particulars	Funds raised (HK\$mil)	Ex-date payment date
00909	Zhongda International Holdings Ltd.	Open offer 3 for 5 @\$0.28 with bonus 2 for 10 offer shs	89.57	2009/06/18 2009/07/15
00988	Loudong General Nice Resources (China) Holdings Ltd. (Formerly: Sun's Group Ltd., The)	Open offer 2 for 5 @\$0.66	140.74	2009/06/23 2009/07/16
00155	China Solar Energy Holdings Ltd.	Rts 1 for 2 @\$0.08	174.88	2009/06/25 2009/07/20
00198	SMI Corporation Ltd.	Open offer 3 for 1 @\$0.10	94.22	2009/06/25 2009/07/20
02389	Wang Sing International Holdings Group Ltd.	Open offer 2 for 1 @\$0.10	105.99	2009/07/03 2009/07/24
00493	GOME Electrical Appliances Holding Ltd.	Open offer 18 for 100 @\$0.672	1,543.30	2009/07/03 2009/07/27
00597	China Resources Microelectronics Ltd.	Rts 1 for 2 @\$0.15	439.42	2009/07/13 2009/08/03
00622	Enerchina Holdings Ltd.	Open offer 1 for 2 @\$0.03	71.90	2009/07/09 2009/08/03
00176	United Pacific Industries Ltd.	Rts 1 for 5 @\$0.15	24.60	2009/07/15 2009/08/05
00362	China Zenith Chemical Group Ltd.	Open offer 1 for 2 @\$0.11	205.75	2009/07/07 2009/08/11
00585	Imagi International Holdings Ltd.	Rts 1 for 4 @\$0.25	108.18	2009/07/24 2009/08/14
00021	Waytung Global Group Ltd. (Formerly: Beauforte Investors Corporation Ltd.)	Open offer 6 for 5 @\$0.40	168.66	2009/07/27 2009/08/14
03311	China State Construction International Holdings Ltd.	Rts 1 for 5 @\$2.79	1,366.09	2009/08/03 2009/08/24
00353	Xian Yuen Titanium Resources Holdings Ltd.	Open offer 1 for 2 @\$0.08	196.20	2009/09/08 2009/09/30
02349	China Water Property Group Ltd. (Formerly: China Botanic Development Holdings Ltd.)	Open offer 5 for 1 @\$0.05	288.85	2009/09/14 2009/10/07
02309	Grandtop International Holdings Ltd.	Open offer 8 for 5 @\$0.40	784.68	2009/09/23 2009/10/14
00657	G-Vision International (Holdings) Ltd.	Open offer 3 for 1 @\$0.10	145.46	2009/09/14 2009/10/15
00616	Easyknit Enterprises Holdings Ltd.	Rts 4 for 1 @\$0.38 (after consolidation 10 into 1)	111.61	2009/10/07 2009/10/29
00917	New World China Land Ltd.	Rts 1 for 2 @\$2.55	4,892.39	2009/10/22 2009/11/11
00530	Goldin Financial Holdings Ltd. (Formerly: Fortuna International Holdings Ltd.)	Rts 5 for 2 @\$1.07	2,537.57	2009/10/27 2009/11/19
00142	First Pacific Co. Ltd.	Rts 1 for 5 @\$3.40	2,187.52	2009/10/29 2009/11/24
00578	Dynamic Energy Holdings Ltd.	Open offer 1 for 2 @\$0.20	141.21	2009/11/04 2009/11/26
01003	21 Holdings Ltd. (Formerly: GFT Holdings Ltd.)	Rts 4 for 1 @\$0.10	144.55	2009/11/16 2009/12/09
00419	Media China Corporation Ltd.	Open offer 3 for 8 @\$0.048	336.56	2009/11/16 2009/12/09
00559	Hua Yi Copper Holdings Ltd.	Open offer 2 for 1 @\$0.15	195.19	2009/11/18 2009/12/10
00929	IPE Group Ltd.	Open offer 1 for 4 @\$0.36	65.95	2009/11/23 2009/12/14
00369	USI Holdings Ltd.	Rts 1 for 3 @\$1.70	560.68	2009/11/23 2009/12/14
00063	Winfoong International Ltd.	Rts 1 for 10 @\$0.07	16.75	2009/11/30 2009/12/21
01195	Sinotronics Holdings Ltd.	Open offer 1 for 2 @\$0.18	50.31	2009/12/02 2009/12/22
00621	Wing Hing International (Holdings) Ltd.	Open offer 2 for 5 @\$1.80	83.28	2009/11/30 2009/12/22
02618	TCL Communication Technology Holdings Ltd.	Rts 1 for 2 @\$1.00	357.81	2009/12/03 2009/12/28
<b>Total</b>			<b>177,315.83</b>	



## Placings

Code	Company	New shares placed	Placing price (HK\$)	Funds raised (HK\$ mil)	Allotment date
01100	Mainland Headwear Holdings Ltd.	16,758,000	0.8440	14.14	2009/01/06
00764	China Star Investment Holdings Ltd.	39,000,000	0.1020	3.98	2009/01/09
01064	Zhong Hua International Holdings Ltd.	25,000,000	0.6000	15.00	2009/01/09
00530	Fortuna International Holdings Ltd. (Name changed to Goldin Financial Holdings Ltd.)	122,000,000	0.0270	3.29	2009/01/19
01060	Shanghai Allied Cement Ltd. (Name changed to ChinaVision Media Group Ltd.)	145,000,000	0.2700	39.15	2009/01/19
03886	Town Health International Holdings Co. Ltd.	4,530,000,000	0.0150	67.95	2009/01/19
00933	Brightoil Petroleum (Holdings) Ltd.	110,000,000	0.6100	67.10	2009/01/20
00559	Hua Yi Copper Holdings Ltd.	104,000,000	0.3000	31.20	2009/01/22
01159	Karce International Holdings Co. Ltd.	50,000,000	0.1000	5.00	2009/02/06
00570	Wing Shan International Ltd. (Name changed to Winteam Pharmaceutical Group Ltd.)	233,334,000	0.3000	70.00	2009/02/06
00663	Yun Sky Chemical (International) Holdings Ltd.	84,880,636	0.0943	8.00	2009/02/06
02324	Sino Katalytics Investment Corporation	150,150,000	0.0450	6.76	2009/02/10
00764	China Star Investment Holdings Ltd.	200,000,000	0.1020	20.40	2009/02/11
03323	China National Building Material Co. Ltd. - H Shares	298,555,032	7.8500	2,343.66	2009/02/12
00290	China Fortune Group Ltd.	12,000,000	0.1000	1.20	2009/02/17
00290	China Fortune Group Ltd.	80,000,000	0.2500	20.00	2009/02/19
02882	Hong Kong Resources Holdings Co. Ltd.	40,000,000	0.5000	20.00	2009/02/24
02882	Hong Kong Resources Holdings Co. Ltd.	23,500,000	1.3000	30.55	2009/02/24
00630	Jackin International Holdings Ltd.	50,000,000	0.3000	15.00	2009/02/24
00766	Sino Prosper Holdings Ltd. (Name changed to Sino Prosper State Gold Resources Holdings Ltd.)	257,230,000	0.0330	8.49	2009/02/24
00149	China Agri-Products Exchange Ltd.	153,000,000	0.2500	38.25	2009/02/25
00682	Chaoda Modern Agriculture (Holdings) Ltd.	80,402,000	5.0000	402.01	2009/03/02
00764	China Star Investment Holdings Ltd.	300,000,000	0.0910	27.30	2009/03/02
00307	Tidetime Sun (Group) Ltd.	111,204,000	0.0650	7.23	2009/03/05
01141	Poly Development Holdings Ltd.	150,000,000	0.0750	11.25	2009/03/06
00851	MAE Holdings Ltd. (Name changed to Sheng Yuan Holdings Ltd.)	25,000,000	0.1250	3.13	2009/03/09
00810	Opes Asia Development Ltd.	249,000,000	0.1000	24.90	2009/03/19
00378	CIAM Group Ltd.	44,000,000	1.7800	78.32	2009/03/23
01169	Haier Electronics Group Co., Ltd.	75,000,000	0.6500	48.75	2009/03/23
01003	21 Holdings Ltd.	130,000,000	0.1500	19.50	2009/03/31
01194	China Precious Metal Resources Holdings Co., Ltd.	30,330,000	0.3500	10.62	2009/03/31
01227	National Investments Fund Ltd.	218,400,000	0.0500	10.92	2009/04/14
00813	Shimao Property Holdings Ltd.	282,229,000	6.9500	1,961.49	2009/04/16
02310	Kwang Sung Electronics H.K. Co. Ltd.	8,534,933	0.4100	3.50	2009/04/21
00827	Ko Yo Ecological Agrotech (Group) Ltd.	650,000,000	0.1200	78.00	2009/04/29
02356	Dah Sing Banking Group Ltd.	54,000,000	5.6000	302.40	2009/05/04
02366	Qin Jia Yuan Media Services Co. Ltd.	33,300,000	1.3900	46.29	2009/05/07
00412	Heritage International Holdings Ltd.	51,000,000	0.5000	25.50	2009/05/08
00494	Li & Fung Ltd.	120,290,000	22.5500	2,712.54	2009/05/12
01003	21 Holdings Ltd.	25,300,000	0.1500	3.80	2009/05/14
00569	China Automation Group Ltd.	86,000,000	2.3000	197.80	2009/05/15
00521	Shougang Concord Technology Holdings Ltd.	230,000,000	0.4000	92.00	2009/05/19
02343	Pacific Basin Shipping Ltd.	174,731,010	4.3600	761.83	2009/05/20
01141	Poly Development Holdings Ltd.	99,120,000	0.1020	10.11	2009/05/20
01114	Brilliance China Automotive Holdings Ltd.	1,313,953,488	0.4300	565.00	2009/05/21
00818	Hi Sun Technology (China) Ltd.	400,000,000	0.7500	300.00	2009/05/21
00897	Wai Yuen Tong Medicine Holdings Ltd.	165,000,000	0.0880	14.52	2009/05/21
02882	Hong Kong Resources Holdings Co. Ltd.	40,000,000	1.3000	52.00	2009/05/22
00559	Hua Yi Copper Holdings Ltd.	35,410,000	0.3550	12.57	2009/05/22
03336	Ju Teng International Holdings Ltd.	100,000,000	4.0700	407.00	2009/05/22
00959	Amax Entertainment Holdings Ltd. (Name changed to Amax Holdings Ltd.)	1,000,000,000	0.4000	400.00	2009/05/25
01109	China Resources Land Ltd.	300,000,000	14.3400	4,302.00	2009/05/26
00897	Wai Yuen Tong Medicine Holdings Ltd.	237,000,000	0.0880	20.86	2009/05/26
01194	China Precious Metal Resources Holdings Co., Ltd.	50,000,000	0.4050	20.25	2009/05/27
00223	Sino Resources Group Ltd.	89,000,000	0.3380	30.08	2009/05/27
00736	China Properties Investment Holdings Ltd.	350,000,000	0.1330	46.55	2009/05/29
00263	China Yunnan Tin Minerals Group Co. Ltd.	511,000,000	0.2700	137.97	2009/05/29
00275	Hanny Holdings Ltd.	20,000,000	0.7800	15.60	2009/05/29
00630	Jackin International Holdings Ltd.	109,000,000	0.1950	21.26	2009/05/29
00850	PetroAsian Energy Holdings Ltd.	225,000,000	0.3250	73.13	2009/05/29
00175	Geely Automobile Holdings Ltd.	570,000,000	1.3500	769.50	2009/06/01
03800	GCL-Poly Energy Holdings Ltd.	50,000,000	1.5500	77.50	2009/06/03
00905	Mastermind Capital Ltd.	48,000,000	0.1250	6.00	2009/06/03
00651	Wonson International Holdings Ltd. (Name changed to China Ocean Shipbuilding Industry Group Ltd.)	3,400,000,000	0.0130	44.20	2009/06/05
00868	Xinyi Glass Holdings Ltd.	90,000,000	5.8000	522.00	2009/06/05
00263	China Yunnan Tin Minerals Group Co. Ltd.	170,000,000	0.2280	38.76	2009/06/08
00596	Inspur International Ltd.	310,000,000	1.4000	434.00	2009/06/08
00223	Sino Resources Group Ltd.	89,000,000	0.3380	30.08	2009/06/10
00326	China Star Entertainment Ltd.	800,000,000	0.2000	160.00	2009/06/11
00754	Hopson Development Holdings Ltd.	120,000,000	13.3000	1,596.00	2009/06/11
00372	ITC Corporation Ltd.	80,000,000	0.7500	60.00	2009/06/15
00761	Bel Global Resources Holdings Ltd.	170,000,000	0.2050	34.85	2009/06/16
00901	Radford Capital Investment Ltd.	162,000,000	0.1200	19.44	2009/06/16
00286	G-Prop (Holdings) Ltd.	400,000,000	0.3730	149.20	2009/06/17
00149	China Agri-Products Exchange Ltd.	2,000,000,000	0.0800	160.00	2009/06/19
01129	China Water Industry Group Ltd.	365,000,000	0.3300	120.45	2009/06/19
02309	Grandtop International Holdings Ltd.	150,000,000	0.4000	60.00	2009/06/19
01031	Golden Resorts Group Ltd.	1,477,000,000	0.1850	273.25	2009/06/22
00969	Hua Lien International (Holding) Co. Ltd.	100,000,000	0.6000	60.00	2009/06/22

## Placings (continued)

Code	Company	New shares placed	Placing price (HK\$)	Funds raised (HK\$ mil)	Allotment date
00119	Poly (Hong Kong) Investments Ltd.	230,000,000	3.4500	793.50	2009/06/22
00272	Shui On Land Ltd.	418,500,000	4.8700	2,038.10	2009/06/22
01228	Superb Summit International Timber Co. Ltd.	3,510,000,000	0.0480	168.48	2009/06/22
00913	Unity Investments Holdings Ltd.	239,000,000	0.1000	23.90	2009/06/22
00899	Asia Resources Holdings Ltd.	80,000,000	0.3970	31.76	2009/06/23
00268	Kingdee International Software Group Co. Ltd.	90,000,000	1.3700	123.30	2009/06/23
02324	Sino Katalytics Investment Corporation	6,940,363	0.3150	2.19	2009/06/23
00082	VODone Ltd.	144,000,000	0.5500	79.20	2009/06/23
00159	Wah Nam International Holdings Ltd.	111,500,000	0.9000	100.35	2009/06/23
01166	Solartech International Holdings Ltd.	120,000,000	0.0660	7.92	2009/06/24
00682	Chaoda Modern Agriculture (Holdings) Ltd.	388,000,000	4.6000	1,784.80	2009/06/25
00885	Forefront Group Ltd.	227,270,000	0.2500	56.82	2009/06/25
00670	China Eastern Airlines Corporation Ltd. - H Shares	1,437,375,000	1.1320	1,627.11	2009/06/26
00929	IPE Group Ltd.	35,000,000	0.4366	15.28	2009/06/26
01104	APAC Resources Ltd.	900,000,000	0.5000	450.00	2009/06/29
00899	Asia Resources Holdings Ltd.	8,500,000	0.3970	3.37	2009/06/29
00295	Kong Sun Holdings Ltd.	817,000,000	0.1000	81.70	2009/06/29
00922	Vision Tech International Holdings Ltd.	258,000,000	0.4200	108.36	2009/06/29
00275	Hanny Holdings Ltd.	100,000,000	0.7800	78.00	2009/07/02
00925	Peaktop International Holdings Ltd. (Name changed to Beijing Properties (Holdings) Ltd.)	1,700,000,000	0.1500	255.00	2009/07/02
01051	G-Resources Group Ltd.	12,966,787,000	0.3500	4,538.38	2009/07/03
03389	Xinyu Hengdeli Holdings Ltd. (Name changed to Hengdeli Holdings Ltd.)	236,000,000	2.6200	618.32	2009/07/03
00959	Amax Entertainment Holdings Ltd. (Name changed to Amax Holdings Ltd.)	140,000,000	0.8200	114.80	2009/07/06
00351	China Sciences Conservational Power Ltd. (Name changed to Asia Energy Logistics Group Ltd.)	1,200,000,000	0.1220	146.40	2009/07/06
00547	Sun Innovation Holdings Ltd.	294,000,000	0.1441	42.37	2009/07/08
00761	Bel Global Resources Holdings Ltd.	177,000,000	0.2050	36.29	2009/07/09
01051	G-Resources Group Ltd.	33,213,000	0.3500	11.62	2009/07/09
01207	SRE Group Ltd.	520,000,000	0.9600	499.20	2009/07/09
00855	China Water Affairs Group Ltd.	120,000,000	1.9000	228.00	2009/07/10
03813	Pou Sheng International (Holdings) Ltd.	421,621,622	0.9250	390.00	2009/07/10
00736	China Properties Investment Holdings Ltd.	412,600,000	0.0900	37.13	2009/07/13
00559	Hua Yi Copper Holdings Ltd.	316,470,000	0.2000	63.29	2009/07/16
00193	Capital Estate Ltd.	8,000,000,000	0.0250	200.00	2009/07/17
02302	CNNC International Ltd.	50,000,000	8.7800	439.00	2009/07/20
01166	Solartech International Holdings Ltd.	126,730,000	0.2200	27.88	2009/07/21
02898	Longrun Tea Group Co. Ltd.	100,000,000	0.2500	25.00	2009/07/23
00273	Willie International Holdings Ltd.	77,990,000	1.0000	77.99	2009/07/23
03883	China Aoyuan Property Group Ltd.	360,000,000	1.7300	622.80	2009/07/24
00182	China WindPower Group Ltd.	700,000,000	0.8500	595.00	2009/07/24
00899	Asia Resources Holdings Ltd.	111,660,000	0.3000	33.50	2009/07/27
00718	Bestway International Holdings Ltd.	80,000,000	0.2820	22.56	2009/07/27
02319	China Mengniu Dairy Co. Ltd.	173,800,000	17.6000	3,058.88	2009/07/27
00628	Dore Holdings Ltd.	300,000,000	0.3000	90.00	2009/07/27
00750	China Singyes Solar Technologies Holdings Ltd.	63,000,000	3.4000	214.20	2009/07/28
00639	Fushan International Energy Group Ltd.	400,000,000	4.3800	1,752.00	2009/07/28
01387	Renhe Commercial Holdings Co. Ltd.	2,000,000,000	1.8600	3,720.00	2009/07/28
00856	VST Holdings Ltd.	111,766,666	1.0000	111.77	2009/07/28
03393	Wasion Group Holdings Ltd.	62,000,000	7.0000	434.00	2009/07/28
00326	China Star Entertainment Ltd.	207,900,000	0.2200	45.74	2009/07/29
00585	Imagi International Holdings Ltd.	230,000,000	0.4410	101.43	2009/07/29
00860	Ming Fung Jewellery Group Ltd.	130,000,000	0.6100	79.30	2009/07/29
01060	Shanghai Allied Cement Ltd. (Name changed to ChinaVision Media Group Ltd.)	170,000,000	0.5200	88.40	2009/07/29
00723	Bright Prosperous Holdings Ltd.	3,523,280,000	0.0550	193.78	2009/07/30
01211	BYD Co. Ltd. - H Shares	225,000,000	8.0000	1,800.00	2009/07/30
01813	KWG Property Holding Ltd.	300,000,000	5.1000	1,530.00	2009/07/31
00817	Franshon Properties (China) Ltd.	461,340,000	2.5200	1,162.58	2009/08/03
01868	Neo-Neon Holdings Ltd.	96,731,000	2.4000	232.15	2009/08/03
01189	Wing On Travel (Holdings) Ltd.	1,800,000,000	0.0350	63.00	2009/08/04
01068	China Yurun Food Group Ltd.	130,000,000	13.2300	1,719.90	2009/08/05
01224	C C Land Holdings Ltd.	428,000,000	5.9200	2,533.76	2009/08/06
02888	Standard Chartered PLC	75,000,000	178.8000	13,410.00	2009/08/07
01073	China Agrotech Holdings Ltd.	42,900,000	0.7000	30.03	2009/08/10
00669	Techtronic Industries Co. Ltd.	90,000,000	6.7300	605.70	2009/08/10
00769	China Rare Earth Holdings Ltd.	130,000,000	1.5000	195.00	2009/08/11
03800	GCL-Poly Energy Holdings Ltd.	1,300,000,000	2.8300	3,679.00	2009/08/11
01001	Van Shung Chong Holdings Ltd.	31,600,000	0.5000	15.80	2009/08/11
00628	Dore Holdings Ltd.	300,000,000	0.3000	90.00	2009/08/12
00604	Shenzhen Investment Ltd.	300,000,000	3.7200	1,116.00	2009/08/13
00674	United Power Investment Ltd.	523,600,000	0.3600	188.50	2009/08/13
01129	China Water Industry Group Ltd.	450,479,000	0.2950	132.89	2009/08/14
00111	Cinda International Holdings Ltd.	84,460,000	2.0000	168.92	2009/08/14
01049	Celestial Asia Securities Holdings Ltd.	25,000,000	2.0000	50.00	2009/08/17
00263	China Yunnan Tin Minerals Group Co. Ltd.	260,000,000	0.2380	61.88	2009/08/17
00109	Wonderful World Holdings Ltd.	231,000,000	0.3000	69.30	2009/08/17
02307	Kam Hing International Holdings Ltd.	30,000,000	1.2000	36.00	2009/08/20
00353	Xian Yuen Titanium Resources Holdings Ltd.	809,280,000	0.1370	110.87	2009/08/20
01055	China Southern Airlines Co. Ltd. - H Shares	721,150,000	1.1300	814.90	2009/08/21
00544	Daido Group Ltd.	830,000,000	0.0680	56.44	2009/08/24
00230	Minmetals Land Ltd.	222,000,000	2.1000	466.20	2009/08/26
00856	VST Holdings Ltd.	55,883,333	1.0000	55.88	2009/08/28



## Placings (continued)

Code	Company	New shares placed	Placing price (HK\$)	Funds raised (HK\$ mil)	Allotment date
00263	China Yunnan Tin Minerals Group Co. Ltd.	480,000,000	0.1800	86.40	2009/08/31
01141	Poly Development Holdings Ltd.	313,640,000	0.2750	86.25	2009/08/31
00651	Wonson International Holdings Ltd. (Name changed to China Ocean Shipbuilding Industry Group Ltd.)	150,000,000	0.4300	64.50	2009/08/31
00313	Richly Field China Development Ltd.	800,000,000	0.4000	320.00	2009/09/01
00397	Hong Kong Health Check and Laboratory Holdings Co. Ltd.	232,500,000	0.4000	93.00	2009/09/03
01176	Nam Fong International Holdings Ltd. (Name changed to Zhuguang Holdings Group Co. Ltd.)	636,820,000	0.1000	63.68	2009/09/04
00899	Asia Resources Holdings Ltd.	81,000,000	0.2500	20.25	2009/09/07
00395	China Zirconium Ltd. (Name changed to Sino Dragon New Energy Holdings Ltd.)	9,310,000	3.4800	32.40	2009/09/07
00885	Forefront Group Ltd.	337,988,721	0.1100	37.18	2009/09/09
00776	JF Household Furnishings Ltd.	34,809,000	0.8800	30.63	2009/09/09
00988	Loudong General Nice Resources (China) Holdings Ltd.	106,500,000	1.2800	136.32	2009/09/09
00621	Wing Hing International (Holdings) Ltd.	13,800,000	1.4600	20.15	2009/09/09
00497	Capital Strategic Investment Ltd.	1,000,000,000	0.2450	245.00	2009/09/10
00910	China Grand Forestry Green Resources Group Ltd.	1,110,000,000	0.2650	294.15	2009/09/10
00764	China Star Investment Holdings Ltd.	22,000,000	0.4200	9.24	2009/09/10
00091	New Smart Energy Group Ltd.	670,000,000	0.1030	69.01	2009/09/11
00996	Oriental Ginza Holdings Ltd.	130,000,000	3.8000	494.00	2009/09/11
00209	Sewco International Holdings Ltd.	89,084,000	0.4900	43.65	2009/09/11
01166	Solartech International Holdings Ltd.	152,000,000	0.1400	21.28	2009/09/11
03989	Hembly International Holdings Ltd.	29,900,000	0.6000	17.94	2009/09/15
00397	Hong Kong Health Check and Laboratory Holdings Co. Ltd.	134,400,000	0.5000	67.20	2009/09/16
02356	Dah Sing Banking Group Ltd.	125,000,000	8.0000	1,000.00	2009/09/18
00717	Emperor Capital Group Ltd.	144,300,000	0.4200	60.61	2009/09/22
00348	Lung Cheong International Holdings Ltd.	466,958,000	0.1500	70.04	2009/09/23
00925	Beijing Properties (Holdings) Ltd.	540,000,000	0.5000	270.00	2009/09/24
00861	Digital China Holdings Ltd.	57,647,000	6.6000	380.47	2009/09/28
01003	21 Holdings Ltd.	43,500,000	0.4200	18.27	2009/09/29
00064	Get Nice Holdings Ltd.	109,000,000	0.5500	59.95	2009/09/29
00257	China Everbright International Ltd.	480,000,000	3.0300	1,454.40	2009/10/05
00802	RCG Holdings Ltd.	20,000,000	9.6900	193.80	2009/10/06
00246	Real Gold Mining Ltd.	105,000,000	9.6000	1,008.00	2009/10/07
00228	China Energy Development Holdings Ltd.	604,780,000	0.3900	235.86	2009/10/08
00360	New Focus Auto Tech Holdings Ltd.	90,000,000	1.6800	151.20	2009/10/08
00922	Vision Tech International Holdings Ltd.	300,000,000	0.5300	159.00	2009/10/09
00412	Heritage International Holdings Ltd.	61,350,000	0.4400	26.99	2009/10/13
00621	Wing Hing International (Holdings) Ltd.	12,000,000	1.7800	21.36	2009/10/13
00119	Poly (Hong Kong) Investments Ltd.	60,000,000	6.8100	408.60	2009/10/15
02379	Zhongtian International Ltd.	20,000,000	0.6700	13.40	2009/10/15
01168	Sinolink Worldwide Holdings Ltd.	290,106,000	1.8700	542.50	2009/10/16
00819	Tianneng Power International Ltd.	80,000,000	3.5000	280.00	2009/10/16
00762	China Unicom (Hong Kong) Ltd.	693,912,264	11.1700	7,751.00	2009/10/21
00082	VODone Ltd.	92,000,000	1.4300	131.56	2009/10/21
00198	SMI Corporation Ltd.	269,000,000	0.2650	71.29	2009/10/22
00689	EPI (Holdings) Ltd.	820,000,000	0.2250	184.50	2009/10/23
00119	Poly (Hong Kong) Investments Ltd.	380,000,000	8.1000	3,078.00	2009/10/23
00766	Sino Prosper Holdings Ltd. (Name changed to Sino Prosper State Gold Resources Holdings Ltd.)	342,270,000	0.2500	85.57	2009/10/23
00723	Bright Prosperous Holdings Ltd.	917,640,000	0.0810	74.33	2009/10/27
01163	Bright International Group Ltd.	100,000,000	0.6300	63.00	2009/10/29
00279	Freeman Corporation Ltd.	39,000,000	0.6000	23.40	2009/10/29
00024	Burwill Holdings Ltd.	310,000,000	0.3500	108.50	2009/10/30
00943	eForce Holdings Ltd.	520,000,000	0.0860	44.72	2009/10/30
00720	Wo Kee Hong (Holdings) Ltd.	150,000,000	0.2800	42.00	2009/10/30
01222	Wang On Group Ltd.	453,000,000	0.1400	63.42	2009/11/03
02689	Nine Dragons Paper (Holdings) Ltd.	264,285,000	10.8500	2,867.49	2009/11/04
02882	Hong Kong Resources Holdings Co. Ltd.	80,000,000	1.6300	130.40	2009/11/06
00381	Kiu Hung Energy Holdings Ltd.	100,000,000	0.2810	28.10	2009/11/09
00901	Radford Capital Investment Ltd.	195,701,457	0.1000	19.57	2009/11/11
00841	Asia Cassava Resources Holdings Ltd.	60,000,000	1.8800	112.80	2009/11/12
00007	Karl Thomson Holdings Ltd.	43,282,000	0.8300	35.92	2009/11/12
00862	New World Mobile Holdings Ltd.	19,578,000	3.0000	58.73	2009/11/13
00595	AV Concept Holdings Ltd.	45,836,000	0.6810	31.21	2009/11/16
02371	ZZNode Technologies Co. Ltd.	35,000,000	1.4000	49.00	2009/11/19
00009	China Mandarin Holdings Ltd.	435,580,000	0.1450	63.16	2009/11/20
01166	Solartech International Holdings Ltd.	400,000,000	0.1350	54.00	2009/11/20
01185	China Energene International (Holdings) Ltd.	345,000,000	0.8000	276.00	2009/11/23
00381	Kiu Hung Energy Holdings Ltd.	100,000,000	0.3600	36.00	2009/11/23
00899	Asia Resources Holdings Ltd.	88,000,000	0.2600	22.88	2009/11/24
03366	Overseas Chinese Town (Asia) Holdings Ltd.	57,000,000	2.8000	159.60	2009/11/24
01228	Superb Summit International Timber Co. Ltd.	130,000,000	0.2150	27.95	2009/11/24
00909	Zhongda International Holdings Ltd.	105,000,000	0.7130	74.87	2009/11/24
01132	Orange Sky Golden Harvest Entertainment (Holdings) Ltd.	366,000,000	0.5390	197.27	2009/11/25
00412	Heritage International Holdings Ltd.	300,000,000	0.4400	132.00	2009/11/26
02349	China Water Property Group Ltd.	207,580,000	0.1420	29.48	2009/11/27
00716	Singamas Container Holdings Ltd.	300,000,000	1.2600	378.00	2009/11/27
01194	China Precious Metal Resources Holdings Co., Ltd.	150,000,000	0.6000	90.00	2009/11/30
00945	Manulife Financial Corporation	131,600,000	139.6462	18,377.44	2009/11/30
00661	China Daye Non-Ferrous Metals Mining Ltd.	439,516,000	0.6400	281.29	2009/12/01
03823	Tech Pro Technology Development Ltd.	120,000,000	0.1430	17.16	2009/12/02
00491	See Corporation Ltd.	380,000,000	0.0450	17.10	2009/12/03
01191	Yueshou Environmental Holdings Ltd.	150,000,000	0.1500	22.50	2009/12/04
00342	NewOcean Energy Holdings Ltd.	192,500,000	1.0000	192.50	2009/12/09

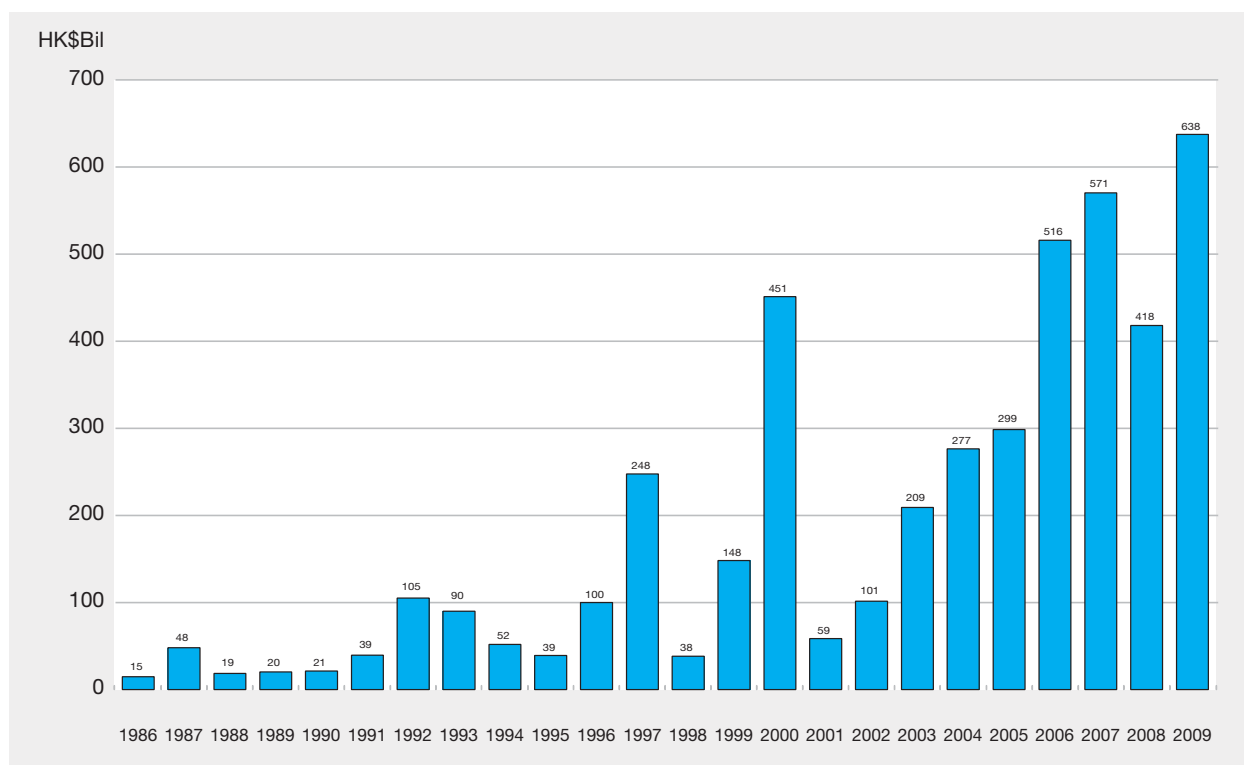
## Placings (continued)

Code	Company	New shares placed	Placing price (HK\$)	Funds raised (HK\$ mil)	Allotment date
00670	China Eastern Airlines Corporation Ltd. - H Shares	490,000,000	1.5600	764.40	2009/12/10
00135	CNPC (Hong Kong) Ltd.	450,000,000	8.2700	3,721.50	2009/12/10
00757	Solargiga Energy Holdings Ltd.	100,000,000	2.2800	228.00	2009/12/10
00839	Anhui Tianda Oil Pipe Co. Ltd. - H Shares	50,271,000	4.0000	201.08	2009/12/11
02324	Sino Katalytics Investment Corporation	51,560,000	0.2400	12.37	2009/12/11
00039	Bio-Dynamic Group Ltd.	36,000,000	0.4300	15.48	2009/12/15
01194	China Precious Metal Resources Holdings Co., Ltd.	54,000,000	0.6500	35.10	2009/12/15
01188	Far East Golden Resources Group Ltd.	200,000,000	0.2650	53.00	2009/12/15
00206	TSC Offshore Group Ltd.	90,000,000	2.5300	227.70	2009/12/16
02371	ZZNode Technologies Co. Ltd.	20,000,000	2.0000	40.00	2009/12/16
03989	Hembly International Holdings Ltd.	25,000,000	2.6000	65.00	2009/12/17
00397	Hong Kong Health Check and Laboratory Holdings Co. Ltd.	73,000,000	0.4000	29.20	2009/12/17
02307	Kam Hing International Holdings Ltd.	61,500,000	2.0000	123.00	2009/12/17
00419	Media China Corporation Ltd.	2,020,000,000	0.0480	96.96	2009/12/17
00482	Sandmartin International Holdings Ltd.	108,000,000	1.9200	207.36	2009/12/17
01868	Neo-Neon Holdings Ltd.	55,400,000	6.2000	343.48	2009/12/18
03800	GCL-Poly Energy Holdings Ltd.	3,108,163,054	1.7900	5,563.61	2009/12/23
00707	Co-Prosperity Holdings Ltd.	96,500,000	0.4020	38.79	2009/12/24
00381	Kiu Hung Energy Holdings Ltd.	100,000,000	0.4150	41.50	2009/12/24
00632	Pearl Oriental Innovation Ltd.	115,680,000	1.0200	117.99	2009/12/24
00789	Artini China Co. Ltd.	70,000,000	0.7800	54.60	2009/12/28
00527	Galaxy Semi-Conductor Holdings Ltd.	80,000,000	0.4500	36.00	2009/12/28
00764	China Star Investment Holdings Ltd.	56,000,000	0.5000	28.00	2009/12/29
00230	Minmetals Land Ltd.	390,000,000	2.4500	955.50	2009/12/29
00986	Nam Hing Holdings Ltd.	83,685,000	0.6300	52.72	2009/12/30
03377	Sino-Ocean Land Holdings Ltd.	934,000,000	6.2300	5,818.82	2009/12/30
02389	Wang Sing International Holdings Group Ltd.	100,000,000	0.2300	23.00	2009/12/31
<b>Total</b>				<b>140,589.73</b>	

## Funds raised by classification, 1993 – 2009

		HK\$ bil																	
Type	Listing method	1993	1994	1995	1996	1997	1998	1999	2000	2001	2002	2003	2004	2005	2006	2007	2008	2009	
Equities	Offer for subscription	15.15	8.80	2.56	7.25	18.51	3.68	2.67	11.77	2.23	2.76	14.53	21.55	18.60	48.03	88.56	9.53	51.08	
	Offer for sale	2.97	0.25	0.29	2.47	0.12	0.14	0.07	0.23	2.48	22.40	5.17	21.71	6.82	33.26	33.69	7.69	21.41	
	Offer for placing	11.06	8.31	5.26	21.50	63.02	2.14	12.82	105.30	16.89	19.81	37.37	51.21	139.57	250.79	168.20	48.54	175.38	
	Placing	30.60	11.69	11.51	46.11	78.17	16.40	69.32	106.25	11.61	15.56	16.30	45.96	62.26	110.68	152.92	54.23	140.59	
	Rights issue	9.27	5.64	1.29	4.65	16.30	5.30	7.36	11.71	2.99	5.24	2.27	7.09	9.54	8.26	22.44	45.12	168.41	
	Open offer	-	-	-	-	0.21	0.08	0.71	0.94	0.95	0.51	0.51	1.00	0.89	2.21	7.31	2.48	8.90	
	Consideration issue	4.68	5.03	9.23	10.15	58.86	9.70	50.11	205.02	14.26	27.53	125.72	114.46	44.25	36.33	70.16	239.71	62.13	
	Warrants exercised	14.25	10.83	8.19	5.57	8.32	0.31	2.51	2.69	0.27	0.69	1.13	1.21	1.45	5.35	10.18	2.25	2.02	
	Share option scheme	2.03	1.31	0.87	2.32	4.06	0.51	2.56	7.37	6.91	6.91	6.12	12.33	15.29	21.10	17.62	8.63	7.80	
		<b>Equities funds raised</b>	<b>90.01</b>	<b>51.86</b>	<b>39.20</b>	<b>100.02</b>	<b>247.58</b>	<b>38.26</b>	<b>148.12</b>	<b>451.28</b>	<b>58.59</b>	<b>101.41</b>	<b>209.12</b>	<b>276.52</b>	<b>298.66</b>	<b>516.03</b>	<b>571.08</b>	<b>418.19</b>	<b>637.73</b>
Debt securities		171.26	283.59	108.83	127.98	178.21	87.98	52.95	23.84	28.60	19.35	43.47	105.40	60.86	64.88	58.13	41.58	47.38	
Unit trusts/Mutual funds		0.39	-	-	-	-	-	33.33	-	0.26	0.35	0.29	6.80	35.18	9.01	8.42	-	-	
Derivative warrants - premium		5.86	11.20	4.65	18.39	33.29	15.63	17.68	29.79	15.84	62.16	63.88	139.43	154.80	247.78	791.31	555.89	263.29	
Equity warrants - premium		0.22	-	0.15	1.15	1.44	-	0.24	0.34	0.23	0.10	0.08	0.05	0.13	-	0.13	0.03	-	
Equity linked instruments - premium		-	-	-	-	-	-	-	-	-	2.10	0.70	1.52	-	-	-	-	-	
Callable bull/bear contracts - premium		-	-	-	-	-	-	-	-	-	-	-	-	-	4.08	31.48	443.30	519.33	

## Equity funds raised, 1986 – 2009



## Funds raised by Mainland enterprises H shares, 1993 – 2009

		HK\$ bil																	
Type	Listing method	1993	1994	1995	1996	1997	1998	1999	2000	2001	2002	2003	2004	2005	2006	2007	2008	2009	
Equities	Offer for subscription	5.05	2.84	0.19	1.16	6.12	2.07	0.70	2.50	0.65	1.43	12.09	9.57	11.30	38.07	19.33	5.43	21.02	
	Offer for sale	-	-	-	-	-	-	-	-	0.34	1.32	4.55	3.19	3.36	25.46	-	-	4.18	
	Offer for placing	3.09	7.04	1.82	5.68	25.92	-	3.56	49.25	4.57	14.12	29.62	27.26	122.52	226.50	55.44	24.06	88.98	
	Placing	-	-	0.98	1.04	1.05	1.48	-	-	0.50	-	0.59	19.23	21.49	13.80	7.84	4.61	7.55	
	Rights issue	-	-	-	-	-	-	-	-	-	-	-	-	-	-	3.12	-	-	
	Open offer	-	-	-	-	-	-	-	-	-	-	-	-	-	-	-	-	-	-
	Consideration issue	-	-	-	-	-	-	-	-	-	-	-	-	-	-	-	-	-	-
	Warrants exercised	-	-	-	-	-	-	-	-	-	-	-	-	-	-	-	-	-	-
	Share option scheme	-	-	-	-	-	-	-	-	-	-	-	-	-	-	-	-	0.01	-
	<b>Equities funds raised</b>		<b>8.14</b>	<b>9.88</b>	<b>2.99</b>	<b>7.87</b>	<b>33.08</b>	<b>3.55</b>	<b>4.26</b>	<b>51.75</b>	<b>6.07</b>	<b>16.87</b>	<b>46.84</b>	<b>59.25</b>	<b>158.68</b>	<b>303.82</b>	<b>85.73</b>	<b>34.11</b>	<b>121.73</b>

## Funds raised by Red Chip stocks, 1993 – 2009

		HK\$ bil																	
Type	Listing method	1993	1994	1995	1996	1997	1998	1999	2000	2001	2002	2003	2004	2005	2006	2007	2008	2009	
Equities	Offer for subscription	0.78	1.04	0.30	0.73	5.66	0.05	0.19	1.97	0.64	0.04	0.77	3.98	0.38	1.20	14.49	-	3.09	
	Offer for sale	-	-	0.20	-	0.05	-	-	0.05	1.78	20.56	-	1.72	-	0.19	8.22	-	-	
	Offer for placing	0.17	0.50	1.07	2.70	33.68	0.09	1.79	42.08	9.64	0.36	2.19	8.84	0.66	1.38	26.88	-	4.92	
	Placing	9.51	6.17	0.31	10.84	27.97	10.71	18.61	61.80	2.54	6.89	0.69	6.11	0.30	22.61	30.90	7.63	33.69	
	Rights issue	4.49	1.32	0.20	0.29	2.18	0.38	1.09	0.18	-	0.96	-	-	0.24	0.61	2.73	6.39	11.34	
	Open offer	-	-	-	-	-	-	-	-	0.77	-	0.07	-	-	0.59	2.72	-	2.51	
	Consideration issue	-	3.03	3.70	3.84	10.43	5.93	33.04	186.11	2.94	22.94	0.15	2.96	15.68	12.90	15.93	206.36	211.8	
	Warrants exercised	0.08	1.13	0.87	0.44	0.56	0.11	0.04	0.67	0.10	0.00	0.01	0.07	0.21	3.18	7.59	1.51	0.18	
	Share option scheme	0.05	0.04	0.02	0.17	0.46	0.10	0.41	0.80	0.67	0.98	1.01	2.67	4.92	8.12	5.51	1.91	1.09	
	<b>Equities funds raised</b>		<b>15.08</b>	<b>13.23</b>	<b>6.67</b>	<b>19.01</b>	<b>80.98</b>	<b>17.37</b>	<b>55.18</b>	<b>293.66</b>	<b>19.08</b>	<b>52.72</b>	<b>4.89</b>	<b>26.37</b>	<b>22.39</b>	<b>50.77</b>	<b>114.97</b>	<b>223.80</b>	<b>78.01</b>

## Newly listed equity warrants

Code	Warrant	Subscription price per unit (HK\$)	Subscription period	Initial issued amount (HK\$mil)	Listing date
00749	Hanny Holdings Ltd. Warrants 2010	0.630	2009/03/17 – 2010/09/16	50.53	2009/03/19
00594	Playmates Holdings Ltd. Warrants 2010	0.900	2009/04/15 – 2010/10/14	39.38	2009/04/15
00534	Yu Ming Investments Ltd. Warrants 2011	0.100	2009/04/23 – 2011/04/22	37.38	2009/04/27
00436	Cheuk Nang (Holdings) Ltd. Warrants 2010	0.750	2009/05/04 – 2010/05/04	33.88	2009/05/07
00523	China Sci-Tech Holdings Ltd. Warrants 2011	0.200	2009/06/05 – 2011/06/02	106.13	2009/06/05
00748	Hong Kong Energy (Holdings) Ltd. Warrants 2011	0.300	2009/05/14 – 2011/05/13	22.91	2009/05/19
00407	HKC (Holdings) Ltd. Warrants 2011	0.400	2009/05/22 – 2011/05/21	330.19	2009/05/26
00134	Hop Hing Group Holdings Ltd. Warrants 2013	0.200	2009/06/08 – 2013/05/31	20.44	2009/06/10
00249	Xingye Copper International Group Ltd. Warrants 2011	0.930	2009/11/03 – 2011/11/02	58.78	2009/11/05
00414	New Smart Energy Group Ltd. Warrants 2010	0.050	2009/11/13 – 2010/11/12	66.11	2009/11/17
00714	Cheuk Nang (Holdings) Ltd. Warrants Nov 2010	1.600	2009/11/23 – 2010/11/23	49.64	2009/11/25

## List of expired equity warrants, 2009

Code	Warrant	Last trading date	Delisted date
00520	Kantone Holdings Ltd. Warrants 2009	2009/01/05	2009/01/09
00507	Cheuk Nang (Holdings) Ltd. Warrants 2009	2009/02/06	2009/02/12
00654	Chun Wo Development Holdings Ltd. Warrants 2009	2009/02/24	2009/03/02
00501	China State Construction Int'l Holdings Ltd. Warrants 2009	2009/02/24	2009/03/02
00614	Willie International Holdings Ltd. Warrants 2009	2009/04/07	2009/04/15
00734	Champion Technology Holdings Ltd. Warrants 2009	2009/04/09	2009/04/17
00427	Hop Hing Group Holdings Ltd. Warrants 2009	2009/04/27	2009/05/04
00150	Yu Ming Investments Ltd. Warrants 2009	2009/05/22	2009/05/29
00466	Sun Hung Kai & Co. Ltd. Warrants 2009	2009/05/25	2009/06/01
00514	Allied Properties (HK) Ltd. Warrants 2009	2009/06/02	2009/06/08
00446	China Infrastructure Investment Ltd. Warrants 2009	2009/06/02	2009/06/08
00447	Man Yue International Holdings Ltd. Warrants 2009	2009/06/02	2009/06/08
00652	Heritage International Holdings Ltd. Warrants 2009	2009/06/25	2009/07/02
00192	COL Capital Ltd. Warrants 2009	2009/07/22	2009/07/28
00831	VXL Capital Ltd. Warrants 2009	2009/08/04	2009/08/10
00849	PYI Corporation Ltd. Warrants 2009	2009/09/22	2009/09/28
02386	Xpress Group Ltd. Warrants 2009	2009/09/25	2009/10/02
00779	ITC Corporation Ltd. Warrants 2009	2009/10/30	2009/11/05
00804	China Solar Energy Holdings Ltd. Warrants 2009	2009/11/09	2009/11/13
00314	HKC (Holdings) Ltd. Warrants 2009	2009/11/25	2009/12/01

## Market value and trading for equity warrants, 2005 – 2009

Year/Month	Number*	Market value* (HK\$ mil.)	Turnover value (HK\$ mil.)	(%) of market total
2005	27	1,156.84	2,283.25	0.05
2006	27	3,991.91	2,711.69	0.03
2007	30	6,873.37	5,099.36	0.02
2008	34	548.52	1,130.25	0.01
2009	25	1,103.37	524.07	0.00
2009 Jan	33	498.80	1.44	0.00
Feb	32	450.72	2.44	0.00
Mar	31	327.03	1.12	0.00
Apr	31	351.16	4.42	0.00
May	32	946.40	45.00	0.00
Jun	30	998.23	122.81	0.01
Jul	28	1,307.08	54.63	0.00
Aug	27	853.68	46.23	0.00
Sep	26	835.09	25.53	0.00
Oct	25	959.98	51.71	0.00
Nov	26	1,033.64	70.95	0.00
Dec	25	1,103.37	97.80	0.01

Month-end or year-end figures.

## Newly listed derivative warrants

Code	Issuer	Name of issue	Issue prices (HK\$)	Strike level/ Subscription price (HK\$) per 10 units	Subscription/ exercise period	Unit issued on initial listing	Listing date
16047	BNP Paribas Arbit Issu B.V.	A50 China Euro Wts Aug 2009 B	0.260	8.3800	2009/08/03	200,000,000	2009/01/02
16048	BNP Paribas Arbit Issu B.V.	A50 China Euro Wts Nov 2009	0.250	11.9800	2009/11/02	200,000,000	2009/01/02
16034	KBC Fin Products Int'l Ltd.	BOCL European Wts Oct 2009	0.500	2.08 per unit	2009/10/05	198,000,000	2009/01/02
16035	KBC Fin Products Int'l Ltd.	BOCL European Wts Nov 2009 A	0.310	2.68 per unit	2009/11/02	318,000,000	2009/01/02
16040	KBC Fin Products Int'l Ltd.	BOCL Euro Put Wts Sep 2009	0.620	2.48 per unit	2009/09/02	158,000,000	2009/01/02
16041	KBC Fin Products Int'l Ltd.	BOCL Euro Put Wts Oct 2009 A	1.070	3.08 per unit	2009/10/08	88,000,000	2009/01/02
16036	KBC Fin Products Int'l Ltd.	China Life Euro Wts Sep 2009 G	0.250	28.0000	2009/09/02	388,000,000	2009/01/02
16042	KBC Fin Products Int'l Ltd.	China Life Eur Put Wt Aug 09 A	0.250	17.6880	2009/08/03	400,000,000	2009/01/02
16043	KBC Fin Products Int'l Ltd.	China Life Eur Put Wt Aug 09 B	0.640	25.8000	2009/08/18	150,000,000	2009/01/02
16044	KBC Fin Products Int'l Ltd.	China Life Eur Put Wt Sep 09 K	0.840	28.8800	2009/09/09	118,000,000	2009/01/02
16039	KBC Fin Products Int'l Ltd.	ICBC European Wts Aug 2009	0.290	5.78 per unit	2009/08/03	338,000,000	2009/01/02
16045	KBC Fin Products Int'l Ltd.	ICBC Euro Put Wts Jul 2009	0.760	4.08 per unit	2009/07/15	128,000,000	2009/01/02
16046	KBC Fin Products Int'l Ltd.	ICBC Euro Put Wts Aug 2009 A	1.250	5.08 per unit	2009/08/03	78,000,000	2009/01/02
16037	KBC Fin Products Int'l Ltd.	ICBC European Wts Jul 2009 B	0.540	4.58 per unit	2009/07/02	178,000,000	2009/01/02
16038	KBC Fin Products Int'l Ltd.	ICBC European Wts Jul 2009 C	0.390	5.28 per unit	2009/07/15	248,000,000	2009/01/02
16049	UBS AG	CHALCO European Warrants Dec 2010	0.250	4.2000	2010/12/20	500,000,000	2009/01/02
16050	UBS AG	Bank of EA European Warrants Nov 2009	0.250	16.8800	2009/11/16	500,000,000	2009/01/02
16051	UBS AG	BOC HK European Warrants Dec 2009	0.250	8.8800	2009/12/21	500,000,000	2009/01/02
16009	UBS AG	BankComm European Warrants Dec 2009	0.250	4.8800	2009/12/14	500,000,000	2009/01/02
16010	UBS AG	BankComm European Warrants Apr 2010 A	0.250	5.8800	2010/04/26	500,000,000	2009/01/02
16011	UBS AG	BankComm European Warrants Oct 2010 A	0.250	6.8800	2010/10/25	500,000,000	2009/01/02
16012	UBS AG	Ch Comm Cons European Warrants Sep 2009	0.250	9.8800	2009/09/28	500,000,000	2009/01/02
16052	UBS AG	China Coal European Warrants Aug 2010	0.250	5.8800	2010/08/16	500,000,000	2009/01/02
16053	UBS AG	China Life European Warrants Sep 2009 D	0.550	20.8800	2009/09/21	500,000,000	2009/01/02
16054	UBS AG	China Life European Warrants Sep 2009 E	0.500	23.8800	2009/09/21	500,000,000	2009/01/02
16055	UBS AG	China Life European Warrants Sep 2009 F	0.450	26.8800	2009/09/21	500,000,000	2009/01/02
16056	UBS AG	China Life European Put Warrants Sep 2009	0.500	23.8800	2009/09/21	500,000,000	2009/01/02
16057	UBS AG	China National Building European Warrants Sep 2009	0.250	8.8800	2009/09/21	500,000,000	2009/01/02
16013	UBS AG	Sinopec Corp European Warrants Oct 2009	0.550	6.88 per unit	2009/10/19	500,000,000	2009/01/02
16014	UBS AG	Sinopec Corp European Warrants Nov 2009	0.150	5.5900	2009/11/16	500,000,000	2009/01/02
16033	UBS AG	Sinopec Corp European Warrants Dec 2009 A	0.150	4.8000	2009/12/14	500,000,000	2009/01/02
16058	UBS AG	HK Gas European Warrants Sep 2009 B	0.250	12.8800	2009/09/14	500,000,000	2009/01/02
16059	UBS AG	Jiangxi Copper European Warrants Aug 2010	0.250	5.8800	2010/08/16	500,000,000	2009/01/02
16067	Deutsche Bank AG	CNOOC European Warrants Nov 2009	0.250	5.0800	2009/11/02	300,000,000	2009/01/05
16062	KBC Fin Products Int'l Ltd.	China Tel Euro Wts Jul 2009	0.370	3.08 per unit	2009/07/07	268,000,000	2009/01/05
16063	KBC Fin Products Int'l Ltd.	China Tel Euro Wts Aug 2009	0.270	3.68 per unit	2009/08/18	368,000,000	2009/01/05
16064	KBC Fin Products Int'l Ltd.	China Tel Euro Wts Oct 2009	0.250	4.28 per unit	2009/10/15	400,000,000	2009/01/05
16061	KBC Fin Products Int'l Ltd.	CC Bank Euro Wts Aug 2009 A	0.250	6.48 per unit	2009/08/03	400,000,000	2009/01/05
16065	KBC Fin Products Int'l Ltd.	CC Bank Euro Put Wts Aug 2009	0.250	3 per unit	2009/08/18	400,000,000	2009/01/05
16066	KBC Fin Products Int'l Ltd.	CC Bank Euro Put Wts Nov 2009A	0.250	6.2000	2009/11/18	400,000,000	2009/01/05
16060	KBC Fin Products Int'l Ltd.	CC Bank Euro Wts Jul 2009 B	0.320	5.88 per unit	2009/07/08	308,000,000	2009/01/05
16068	KBC Fin Products Int'l Ltd.	HSCEI Euro Wts Sep 2009 A	0.250	7,600 per 9,800 units	2009/09/29	400,000,000	2009/01/06
16069	KBC Fin Products Int'l Ltd.	HSCEI Euro Wts Sep 2009 B	0.250	8,600 per 8,600 units	2009/09/29	400,000,000	2009/01/06

## Newly listed derivative warrants (continued)

Code	Issuer	Name of issue	Issue prices (HK\$)	Strike level/ Subscription price (HK\$) per 10 units	Subscription/ exercise period	Unit issued on initial listing	Listing date
16070	KBC Fin Products Int'l Ltd.	HSCEI Euro Wts Sep 2009 C	0.250	9,600 per 7,600 units	2009/09/29	400,000,000	2009/01/06
16077	KBC Fin Products Int'l Ltd.	HSI European Wts Sep 2009 C	0.250	18,400 per 12,300 units	2009/09/29	400,000,000	2009/01/06
16071	KBC Fin Products Int'l Ltd.	HSI European Wts Jun 2009 D	0.159	14,800 per 15,000 units	2009/06/29	400,000,000	2009/01/06
16072	KBC Fin Products Int'l Ltd.	HSI European Wts Jul 2009 A	0.250	15,400 per 13,300 units	2009/07/30	400,000,000	2009/01/06
16073	KBC Fin Products Int'l Ltd.	HSI European Wts Jul 2009 B	0.250	16,000 per 12,600 units	2009/07/30	400,000,000	2009/01/06
16074	KBC Fin Products Int'l Ltd.	HSI European Wts Jul 2009 C	0.250	16,600 per 11,900 units	2009/07/30	400,000,000	2009/01/06
16075	KBC Fin Products Int'l Ltd.	HSI European Wts Aug 2009 A	0.250	17,200 per 12,600 units	2009/08/28	400,000,000	2009/01/06
16076	KBC Fin Products Int'l Ltd.	HSI European Wts Aug 2009 B	0.250	17,800 per 11,900 units	2009/08/28	400,000,000	2009/01/06
16078	KBC Fin Products Int'l Ltd.	HSI Euro Put Wts Jul 2009 D	0.169	13,600 per 15,000 units	2009/07/30	400,000,000	2009/01/07
16079	KBC Fin Products Int'l Ltd.	HSI Euro Put Wts Jul 2009 E	0.250	14,200 per 15,000 units	2009/07/30	400,000,000	2009/01/07
16080	KBC Fin Products Int'l Ltd.	HSI Euro Put Wts Jul 2009 F	0.250	14,800 per 16,600 units	2009/07/30	400,000,000	2009/01/07
16081	KBC Fin Products Int'l Ltd.	HSI Euro Put Wts Jul 2009 G	0.250	15,400 per 18,200 units	2009/07/30	400,000,000	2009/01/07
16082	KBC Fin Products Int'l Ltd.	HSI Euro Put Wts Jul 2009 H	0.280	16,600 per 19,200 units	2009/07/30	348,000,000	2009/01/07
16083	KBC Fin Products Int'l Ltd.	HSI Euro Put Wts Aug 2009 C	0.270	16,000 per 18,800 units	2009/08/28	368,000,000	2009/01/07
16084	KBC Fin Products Int'l Ltd.	HSI Euro Put Wts Aug 2009 D	0.300	17,200 per 19,800 units	2009/08/28	328,000,000	2009/01/07
16085	KBC Fin Products Int'l Ltd.	HSI Euro Put Wts Aug 2009 E	0.320	17,800 per 20,000 units	2009/08/28	308,000,000	2009/01/07
16086	KBC Fin Products Int'l Ltd.	HSI Euro Put Wts Sep 2009 A	0.350	18,400 per 20,000 units	2009/09/29	278,000,000	2009/01/07
16087	KBC Fin Products Int'l Ltd.	HSI Euro Put Wts Sep 2009 B	0.370	19,000 per 20,000 units	2009/09/29	268,000,000	2009/01/07
16088	CC Rabobank B.A.	HSI European Warrants Aug 2009	0.250	14,400 per 15,000 units	2009/08/28	300,000,000	2009/01/07
16092	CC Rabobank B.A.	HSI European Put Warrants Aug 2009	0.250	14,400 per 15,000 units	2009/08/28	300,000,000	2009/01/07
16105	KBC Fin Products Int'l Ltd.	Ch Comm Cons Euro Wts Oct 2009	0.280	8.8800	2009/10/16	348,000,000	2009/01/08
16106	KBC Fin Products Int'l Ltd.	Ch Comm Cons Euro Wts Nov 09 A	0.250	10.2800	2009/11/06	400,000,000	2009/01/08
16107	KBC Fin Products Int'l Ltd.	Ch Comm Cons Euro Wts Nov 09 B	0.250	12.3800	2009/11/20	400,000,000	2009/01/08
16109	KBC Fin Products Int'l Ltd.	China Life Euro Wts Sep 2009 H	0.570	20.8800	2009/09/01	258,000,000	2009/01/08
16110	KBC Fin Products Int'l Ltd.	China Life Euro Wts Sep 2009 I	0.430	24.1800	2009/09/10	338,000,000	2009/01/08
16111	KBC Fin Products Int'l Ltd.	China Life Euro Wts Sep 2009 J	0.360	26.4800	2009/09/16	388,000,000	2009/01/08
16112	KBC Fin Products Int'l Ltd.	China Life Euro Wts Oct 2009	0.250	32.3800	2009/10/08	400,000,000	2009/01/08
16108	KBC Fin Products Int'l Ltd.	China Life Euro Wts Nov 2009 C	0.250	35.1800	2009/11/03	400,000,000	2009/01/08
16093	KBC Fin Products Int'l Ltd.	China Life Eur Put Wt Nov 09 A	1.074	31.8800	2009/11/10	138,000,000	2009/01/08
16101	KBC Fin Products Int'l Ltd.	HSCEI Euro Put Wts Sep 2009 D	0.250	7,000 per 8,000 units	2009/09/29	400,000,000	2009/01/08
16102	KBC Fin Products Int'l Ltd.	HSCEI Euro Put Wts Sep 2009 E	0.250	8,000 per 10,600 units	2009/09/29	400,000,000	2009/01/08
16103	KBC Fin Products Int'l Ltd.	HSCEI Euro Put Wts Sep 2009 F	0.250	9,000 per 13,500 units	2009/09/29	400,000,000	2009/01/08
16104	KBC Fin Products Int'l Ltd.	HSCEI Euro Put Wts Oct 2009	0.250	10,000 per 17,000 units	2009/10/29	400,000,000	2009/01/08
16091	SGA Societe Generale Acceptance N.V.	CMob Eu Put Wt Nov 09	0.280	87.65 per 100 units	2009/11/30	800,000,000	2009/01/08
16089	SGA Societe Generale Acceptance N.V.	CLife Eu Wt Oct 2009B	0.560	25.1000	2009/10/30	400,000,000	2009/01/08
16090	SGA Societe Generale Acceptance N.V.	CLife Eu Wt Dec 2009B	0.495	28.0800	2009/12/07	400,000,000	2009/01/08
16094	SGA Societe Generale Acceptance N.V.	CLife Eu Put Wt Nov09	0.835	26.2800	2009/11/23	400,000,000	2009/01/08
16097	SGA Societe Generale Acceptance N.V.	A50 Ch Eu Wt Dec 09 A	0.250	10.0800	2009/12/28	500,000,000	2009/01/08
16095	SGA Societe Generale Acceptance N.V.	HSCEI Eu Wt Jul 2009A	0.250	8,600 per 6,600 units	2009/07/30	200,000,000	2009/01/08
16096	SGA Societe Generale Acceptance N.V.	HSCEI Eu Wt Jul 2009B	0.250	9,400 per 5,700 units	2009/07/30	200,000,000	2009/01/08
16099	SGA Societe Generale Acceptance N.V.	HSCEI Eu Put Wt Jul09C	0.250	8,300 per 9,400 units	2009/07/30	200,000,000	2009/01/08
16100	SGA Societe Generale Acceptance N.V.	HSCEI Eu Put Wt Jul09D	0.250	8,900 per 11,000 units	2009/07/30	200,000,000	2009/01/08
16098	SGA Societe Generale Acceptance N.V.	Petch Eu Wt Feb 2010	0.161	8.1000	2010/02/08	500,000,000	2009/01/08



## Newly listed derivative warrants (continued)

Code	Issuer	Name of issue	Issue prices (HK\$)	Strike level/ Subscription price (HK\$) per 10 units	Subscription/ exercise period	Unit issued on initial listing	Listing date
15239 #	Credit Suisse	CC Bank European Warrants Dec 2009	0.085	4.8800	2009/12/07	500,000,000	2009/01/12
16115	CC Rabobank B.A.	Ch Comm Cons European Warrants Jul 2009	0.250	10.5000	2009/07/30	100,000,000	2009/01/13
16116	CC Rabobank B.A.	Ch Comm Cons European Warrants Oct 2009	0.250	11.8000	2009/10/13	100,000,000	2009/01/13
16120	CC Rabobank B.A.	China Railway European Wts Sep 2010	0.250	6.0000	2010/09/29	150,000,000	2009/01/13
16121	CC Rabobank B.A.	China Railway European Wts Nov 2010	0.250	6.5000	2010/11/17	180,000,000	2009/01/13
16118	CC Rabobank B.A.	Ch Railway Cons European Wts Jul 2009	0.250	12.5000	2009/07/30	100,000,000	2009/01/13
16119	CC Rabobank B.A.	Ch Railway Cons European Wts Oct 2009	0.270	13.0000	2009/10/13	100,000,000	2009/01/13
16123	SGA Societe Generale Acceptance N.V.	Ch Mob Eu Wt Aug 09 A	0.151	98.88 per 100 units	2009/08/10	800,000,000	2009/01/13
16124	SGA Societe Generale Acceptance N.V.	Ch Mob Eu Wt Sep 2009	0.150	106.88 per 100 units	2009/09/28	800,000,000	2009/01/13
16122	SGA Societe Generale Acceptance N.V.	Ch Mob Eu Wt Jul 09 B	0.167	88.88 per 100 units	2009/07/20	800,000,000	2009/01/13
16125	SGA Societe Generale Acceptance N.V.	CNOOC Eu Wt Oct 2009C	0.177	9.3800	2009/10/02	500,000,000	2009/01/13
16126	SGA Societe Generale Acceptance N.V.	HKEEx Eu Wt Sep 2009 B	1.350	95.1000	2009/09/04	80,000,000	2009/01/13
16117	SGA Societe Generale Acceptance N.V.	HSI Eu Put Wt Jul 09C	0.370	17,600 per 12,000 units	2009/07/30	300,000,000	2009/01/13
16113	SGA Societe Generale Acceptance N.V.	HSI Eur Wt Jul 2009 A	0.250	16,600 per 10,000 units	2009/07/30	300,000,000	2009/01/13
16114	SGA Societe Generale Acceptance N.V.	HSI Eur Wt Jul 2009 B	0.250	17,200 per 9,000 units	2009/07/30	300,000,000	2009/01/13
16128	SGA Societe Generale Acceptance N.V.	HWL Eur Wt Nov 2009	1.180	44.8800	2009/11/30	150,000,000	2009/01/13
16127	SGA Societe Generale Acceptance N.V.	HWL Eur Wt Aug 2009 B	0.880	48.8800	2009/08/31	150,000,000	2009/01/13
16130	SGA Societe Generale Acceptance N.V.	ICBC Eu Wt Aug 2009 A	0.790	4.48 per unit	2009/08/03	150,000,000	2009/01/13
16131	SGA Societe Generale Acceptance N.V.	ICBC Eu Wt Sep 2009	0.760	4.98 per unit	2009/09/28	150,000,000	2009/01/13
16129	SGA Societe Generale Acceptance N.V.	Petch Eu Wt Nov 2009C	0.158	9.2800	2009/11/23	500,000,000	2009/01/13
16132	Macquarie Bank Ltd.	CHALCO European Warrants Feb 2010	0.251	6.0000	2010/02/25	100,000,000	2009/01/14
16135	Macquarie Bank Ltd.	China Mobile European Wts Sep 2009	0.151	90 per 100 units	2009/09/29	150,000,000	2009/01/14
16133	Macquarie Bank Ltd.	CC Bank European Warrants Jul 2009	0.445	5.50 per unit	2009/07/30	88,000,000	2009/01/14
16134	Macquarie Bank Ltd.	CM Bank European Warrants Jul 2009 B	0.250	18.0000	2009/07/30	150,000,000	2009/01/14
16138	Macquarie Bank Ltd.	CNOOC European Warrants Dec 2009	0.252	9.0000	2009/12/30	150,000,000	2009/01/14
16136	Macquarie Bank Ltd.	China Railway European Wts Sep 2009 A	1.401	7 per unit	2009/09/29	50,000,000	2009/01/14
16137	Macquarie Bank Ltd.	China Shenhua European Wts Sep 2009 A	0.474	20.0000	2009/09/29	100,000,000	2009/01/14
16141	Macquarie Bank Ltd.	A50 China European Warrants Aug 2009	0.250	9.5000	2009/08/27	280,000,000	2009/01/14
16139	Macquarie Bank Ltd.	Hang Seng Bank European Wts Dec 2009	0.250	110 per 100 units	2009/12/30	200,000,000	2009/01/14
16140	Macquarie Bank Ltd.	ICBC European Warrants Jul 2009 B	0.660	4.80 per unit	2009/07/30	100,000,000	2009/01/14
16142	SGA Societe Generale Acceptance N.V.	A50 Ch Eu Wt Nov 09 A	0.250	10.6500	2009/11/16	500,000,000	2009/01/14
16143	SGA Societe Generale Acceptance N.V.	A50 Ch Eu Wt Jan 2010	0.260	11.2800	2010/01/18	500,000,000	2009/01/14
16149	ABN AMRO Bank N.V.	CC Bank European Warrants Jul 2009	0.550	4.18 per unit	2009/07/27	100,000,000	2009/01/15
16144	SGA Societe Generale Acceptance N.V.	BOCL Eu Wt Nov 2009 A	0.470	2.28 per unit	2009/11/30	200,000,000	2009/01/15
16147	SGA Societe Generale Acceptance N.V.	CTel Eu Wt Nov 2009 A	0.800	3.28 per unit	2009/11/02	150,000,000	2009/01/15
16145	SGA Societe Generale Acceptance N.V.	CCB Eur Wt Nov 2009 A	1.100	4.18 per unit	2009/11/30	150,000,000	2009/01/15
16146	SGA Societe Generale Acceptance N.V.	CLife Eu Wt Sep 2009B	0.430	28.8800	2009/09/21	300,000,000	2009/01/15
16148	SGA Societe Generale Acceptance N.V.	HSBC Eu Wt Sep 2009 B	0.152	75 per 100 units	2009/09/22	500,000,000	2009/01/15
09731 #	UBS AG	BOCL European Warrants Dec 2010 E	0.033	3.0800	2010/12/13	1,000,000,000	2009/01/15
16167	ABN AMRO Bank N.V.	China Mobile European Wts Aug 2009	0.160	70.88 per 100 units	2009/08/17	500,000,000	2009/01/16
16152	BNP Paribas Arbit Issu B.V.	HSI European Wts Sep 2009 C	0.250	15,800 per 12,000 units	2009/09/29	200,000,000	2009/01/16
16158	BNP Paribas Arbit Issu B.V.	HSI Euro Put Wts Sep 2009 A	0.250	13,000 per 12,000 units	2009/09/29	200,000,000	2009/01/16
16166	Credit Suisse	A50 China European Put Warrants Sep 2009	0.239	8.8800	2009/09/07	200,000,000	2009/01/16



## Newly listed derivative warrants (continued)

Code	Issuer	Name of issue	Issue prices (HK\$)	Strike level/ Subscription price (HK\$) per 10 units	Subscription/ exercise period	Unit issued on initial listing	Listing date
16165	Credit Suisse	HKEEx European Put Warrants Oct 2009	0.210	81.99 per 100 units	2009/10/05	200,000,000	2009/01/16
16163	SGA Societe Generale Acceptance N.V.	BOCL Eu Wt Aug 2009 B	0.295	2.18 per unit	2009/08/03	200,000,000	2009/01/16
16164	SGA Societe Generale Acceptance N.V.	BOCL Eu Wt Sep 2009 B	0.420	1.92 per unit	2009/09/14	200,000,000	2009/01/16
16153	SGA Societe Generale Acceptance N.V.	CCB Eur Wt Sep 2009 B	0.920	4.08 per unit	2009/09/21	150,000,000	2009/01/16
16159	SGA Societe Generale Acceptance N.V.	CLife Eu Wt Sep 2009C	0.580	23.3800	2009/09/28	300,000,000	2009/01/16
16160	SGA Societe Generale Acceptance N.V.	CTel Eu Wt Aug 2009 B	0.685	2.98 per unit	2009/08/24	150,000,000	2009/01/16
16162	SGA Societe Generale Acceptance N.V.	A50 Ch Eu Wt Oct 09 C	0.265	8.5000	2009/10/19	500,000,000	2009/01/16
16150	SGA Societe Generale Acceptance N.V.	HSI Eur Wt Jul 2009 D	0.260	14,200 per 11,000 units	2009/07/30	300,000,000	2009/01/16
16151	SGA Societe Generale Acceptance N.V.	HSI Eur Wt Jul 2009 E	0.265	14,800 per 10,000 units	2009/07/30	300,000,000	2009/01/16
16154	SGA Societe Generale Acceptance N.V.	HSI Eu Put Wt Jul 09F	0.260	13,400 per 10,000 units	2009/07/30	300,000,000	2009/01/16
16155	SGA Societe Generale Acceptance N.V.	HSI Eu Put Wt Jul 09G	0.260	14,000 per 11,000 units	2009/07/30	300,000,000	2009/01/16
16156	SGA Societe Generale Acceptance N.V.	HSI Eu Put Wt Jul 09H	0.265	14,600 per 12,000 units	2009/07/30	300,000,000	2009/01/16
16157	SGA Societe Generale Acceptance N.V.	HSI Eu Put Wt Jul 09I	0.255	15,200 per 14,000 units	2009/07/30	300,000,000	2009/01/16
16161	SGA Societe Generale Acceptance N.V.	ICBC Eu Wt Aug 2009 B	0.755	3.69 per unit	2009/08/18	150,000,000	2009/01/16
16173	BNP Paribas Arbit Issu B.V.	BOCL European Wts Dec 2009A	0.350	1.98 per unit	2009/12/14	200,000,000	2009/01/19
16174	BNP Paribas Arbit Issu B.V.	BOCL European Wts Jan 2010	0.470	1.68 per unit	2010/01/18	200,000,000	2009/01/19
16169	SGA Societe Generale Acceptance N.V.	CCB Eur Wt Jul 2009 B	0.840	3.93 per unit	2009/07/27	150,000,000	2009/01/19
16168	SGA Societe Generale Acceptance N.V.	CCCCL Eu Wt Dec 2009	0.255	10.9300	2009/12/28	300,000,000	2009/01/19
16170	SGA Societe Generale Acceptance N.V.	Datang Eu Wt Aug 2009	1.080	4.08 per unit	2009/08/31	100,000,000	2009/01/19
16171	SGA Societe Generale Acceptance N.V.	A50 Ch Eu Wt Jul 2009	0.170	9.5000	2009/07/20	500,000,000	2009/01/19
16172	SGA Societe Generale Acceptance N.V.	A50 Ch Eu Wt Aug 2009 B	0.180	9.8800	2009/08/28	500,000,000	2009/01/19
16175	KBC Fin Products Int'l Ltd.	BOCL Euro Put Wts Aug 2009	0.360	1.78 per unit	2009/08/10	268,000,000	2009/01/20
16176	KBC Fin Products Int'l Ltd.	ICBC European Wts Jul 2009 D	0.250	4.48 per unit	2009/07/20	400,000,000	2009/01/20
16186	BNP Paribas Arbit Issu B.V.	CNOOC European Wts Oct 2009	0.200	7.8900	2009/10/27	200,000,000	2009/01/21
16189	Deutsche Bank AG	HSBC European Put Warrants Oct 2009 C	0.190	76 per 100 units	2009/10/15	200,000,000	2009/01/21
16187	KBC Fin Products Int'l Ltd.	Sinopec Euro Wts Jul 2009	0.560	5.58 per unit	2009/07/21	178,000,000	2009/01/21
16188	KBC Fin Products Int'l Ltd.	A50 Ch Euro Wts Aug 2009	0.250	8.8800	2009/08/20	400,000,000	2009/01/21
16177	Macquarie Bank Ltd.	Bank of EA European Warrants Sep 2009	0.252	20.0000	2009/09/29	100,000,000	2009/01/21
16178	Macquarie Bank Ltd.	Huaneng Power European Wts Sep 2009	0.444	6 per unit	2009/09/29	50,000,000	2009/01/21
16179	Macquarie Bank Ltd.	Jiangxi Copper European Wts Dec 2009 A	0.250	7.0000	2009/12/30	100,000,000	2009/01/21
16180	Macquarie Bank Ltd.	Swire Pacific A European Wts Sep 2009	0.478	65.0000	2009/09/29	150,000,000	2009/01/21
16182	SGA Societe Generale Acceptance N.V.	CLife Eu Wt Aug 2009C	0.520	21.0800	2009/08/03	300,000,000	2009/01/21
16183	SGA Societe Generale Acceptance N.V.	CLife Eu Wt Nov 2009B	0.580	21.8800	2009/11/09	300,000,000	2009/01/21
16184	SGA Societe Generale Acceptance N.V.	CP&CC Eur Wt Oct 2009	1.110	4.48 per unit	2009/10/19	150,000,000	2009/01/21
16181	SGA Societe Generale Acceptance N.V.	HSI Eu Put Wt Jul 09J	0.260	12,800 per 10,000 units	2009/07/30	300,000,000	2009/01/21
16185	SGA Societe Generale Acceptance N.V.	Petch Eu Wt Nov 2009D	0.178	6.0000	2009/11/30	400,000,000	2009/01/21
16208	ABN AMRO Bank N.V.	HSBC European Warrants Dec 2010	0.250	68 per 100 units	2010/12/28	400,000,000	2009/01/22
16212	ABN AMRO Bank N.V.	HSBC European Put Warrants Dec 2010 C	0.270	70 per 100 units	2010/12/20	400,000,000	2009/01/22
16201	Credit Suisse	BOCL European Warrants Aug 2009	0.250	2.38 per unit	2009/08/03	200,000,000	2009/01/22
16202	Credit Suisse	China Life European Warrants Aug 2009 B	0.240	27.0000	2009/08/17	200,000,000	2009/01/22
16203	Credit Suisse	HSBC European Wts Oct 2009 A	0.170	60 per 100 units	2009/10/12	200,000,000	2009/01/22
16204	Credit Suisse	ICBC European Warrants Jun 2009	0.210	4.48 per unit	2009/06/08	200,000,000	2009/01/22
16205	Credit Suisse	ICBC European Warrants Jul 2009	0.300	3.98 per unit	2009/07/27	200,000,000	2009/01/22

## Newly listed derivative warrants (continued)

Code	Issuer	Name of issue	Issue prices (HK\$)	Strike level/ Subscription price (HK\$) per 10 units	Subscription/ exercise period	Unit issued on initial listing	Listing date
16206	KBC Fin Products Int'l Ltd.	ICBC European Wts Sep 2009 C	0.810	2.78 per unit	2009/09/01	118,000,000	2009/01/22
16207	KBC Fin Products Int'l Ltd.	ICBC Euro Put Wts Aug 2009 B	0.250	2.48 per unit	2009/08/10	400,000,000	2009/01/22
16193	Macquarie Bank Ltd.	BOCL European Warrants Sep 2009	0.251	2.40 per unit	2009/09/29	150,000,000	2009/01/22
16194	Macquarie Bank Ltd.	HSBC European Warrants Mar 2010 A	0.251	55 per 100 units	2010/03/30	150,000,000	2009/01/22
16190	CC Rabobank B.A.	HSBC European Warrants Jul 2009	0.250	55 per 100 units	2009/07/30	200,000,000	2009/01/22
16191	CC Rabobank B.A.	HSBC European Warrants Oct 2009 D	0.250	65 per 100 units	2009/10/30	200,000,000	2009/01/22
16192	CC Rabobank B.A.	HSBC European Put Warrants Sep 2009 B	0.250	60 per 100 units	2009/09/29	150,000,000	2009/01/22
16195	SGA Societe Generale Acceptance N.V.	BOCL Eu Wt Nov 2009 B	0.380	2.03 per unit	2009/11/02	200,000,000	2009/01/22
16196	SGA Societe Generale Acceptance N.V.	CCB Eur Wt Nov 2009 B	0.680	4.56 per unit	2009/11/23	150,000,000	2009/01/22
16197	SGA Societe Generale Acceptance N.V.	HSBC Eu Wt Aug 2009 A	0.996	72.8800	2009/08/03	80,000,000	2009/01/22
16198	SGA Societe Generale Acceptance N.V.	ICBC Eu Wt May 2009 B	0.440	3.98 per unit	2009/05/25	150,000,000	2009/01/22
16199	SGA Societe Generale Acceptance N.V.	ICBC Eu Wt Aug 2009 C	0.900	3 per unit	2009/08/24	150,000,000	2009/01/22
16200	SGA Societe Generale Acceptance N.V.	SHK P Eu Wt Dec 2009	0.151	75 per 100 units	2009/12/30	500,000,000	2009/01/22
15803 #	Credit Suisse	HSBC European Wts Aug 2009	0.068	70 per 100 units	2009/08/25	300,000,000	2009/01/22
16210	BNP Paribas Arbit Issu B.V.	Ch Mobile Euro Wts Apr 2010 A	0.230	70.88 per 100 units	2010/04/16	200,000,000	2009/01/23
16214	BNP Paribas Arbit Issu B.V.	Ch Mobile Eu Put Wt Apr 2010 C	0.210	64.95 per 100 units	2010/04/19	200,000,000	2009/01/23
16213	Deutsche Bank AG	China Life European Warrants Jul 2009 C	0.430	22.0000	2009/07/27	300,000,000	2009/01/23
16216	Deutsche Bank AG	A50 China European Warrants Aug 2009	0.210	8.5600	2009/08/17	300,000,000	2009/01/23
16215	Deutsche Bank AG	HSBC European Warrants Oct 2009 B	0.150	60 per 100 units	2009/10/12	300,000,000	2009/01/23
16217	Goldman Sachs SP (Asia)	BOCL European Warrants Jul 2009	0.250	2.28 per unit	2009/07/30	200,000,000	2009/01/23
16209	Goldman Sachs SP (Asia)	HSBC European Warrants Dec 2010 B	0.250	66 per 100 units	2010/12/30	300,000,000	2009/01/23
16211	SGA Societe Generale Acceptance N.V.	Ch Mob Eu Wt Oct 09 C	0.180	68.88 per 100 units	2009/10/23	800,000,000	2009/01/23
16218	SGA Societe Generale Acceptance N.V.	Ch Mob Eu Wt Aug 09 B	0.150	70.88 per 100 units	2009/08/17	500,000,000	2009/01/29
16219	SGA Societe Generale Acceptance N.V.	HSBC Eu Wt Oct 2009 B	0.150	60 per 100 units	2009/10/09	500,000,000	2009/01/29
16017 #	BNP Paribas Arbit Issu B.V.	HSBC European Wts Jul 2009 D	0.086	58.80 per 100 units	2009/07/02	500,000,000	2009/01/29
15633 #	CC Rabobank B.A.	HSBC European Warrants Jan 2010	0.059	78 per 100 units	2010/01/21	200,000,000	2009/01/29
16233	ABN AMRO Bank N.V.	HSBC European Put Warrants Jul 2010	0.250	60 per 100 units	2010/07/26	400,000,000	2009/01/30
16220	ABN AMRO Bank N.V.	HSBC European Warrants Dec 2010 B	0.250	58 per 100 units	2010/12/28	400,000,000	2009/01/30
16221	BNP Paribas Arbit Issu B.V.	CC Bank Euro Wts Aug 2009	0.880	3.62 per unit	2009/08/24	200,000,000	2009/01/30
16222	BNP Paribas Arbit Issu B.V.	CC Bank Euro Wts Sep 2009	0.710	4.20 per unit	2009/09/28	200,000,000	2009/01/30
16227	BNP Paribas Arbit Issu B.V.	HSBC European Wts Apr 2010 A	0.250	50.08 per 100 units	2010/04/26	200,000,000	2009/01/30
16223	BNP Paribas Arbit Issu B.V.	ICBC European Wts Oct 2009 A	0.640	3.68 per unit	2009/10/27	200,000,000	2009/01/30
16224	BNP Paribas Arbit Issu B.V.	ICBC European Wts Oct 2009 B	0.430	4.38 per unit	2009/10/12	200,000,000	2009/01/30
16225	Credit Suisse	China Mobile European Warrants Jan 2010	0.250	58.88 per 100 units	2010/01/25	500,000,000	2009/01/30
16226	Credit Suisse	HSBC European Wts Jun 2010	0.250	50.88 per 100 units	2010/06/14	500,000,000	2009/01/30
16230	UBS AG	HSBC European Warrants Jul 2009	0.150	58.80 per 100 units	2009/07/06	500,000,000	2009/01/30
16231	UBS AG	HSBC European Warrants Apr 2010 A	0.250	48.88 per 100 units	2010/04/12	500,000,000	2009/01/30
16232	UBS AG	HSBC European Warrants Apr 2010 B	0.250	53.88 per 100 units	2010/04/12	500,000,000	2009/01/30
16228	KBC Fin Products Int'l Ltd.	CC Bank Euro Wts Aug 2009 B	0.470	4.28 per unit	2009/08/03	208,000,000	2009/02/02
16229	KBC Fin Products Int'l Ltd.	Sinopec Euro Wts Aug 2009	0.330	6.58 per unit	2009/08/03	298,000,000	2009/02/02
16235	BNP Paribas Arbit Issu B.V.	HSBC European Wts Jun 2010 A	0.250	46.88 per 100 units	2010/06/28	300,000,000	2009/02/02
16240	KBC Fin Products Int'l Ltd.	HSBC Euro Put Wts Dec 2009 A	0.270	66 per 100 units	2009/12/01	368,000,000	2009/02/02
16241	KBC Fin Products Int'l Ltd.	HSBC Euro Put Wts Sep 2010 A	0.250	54 per 100 units	2010/09/01	400,000,000	2009/02/02

## Newly listed derivative warrants (continued)

Code	Issuer	Name of issue	Issue prices (HK\$)	Strike level/ Subscription price (HK\$) per 10 units	Subscription/ exercise period	Unit issued on initial listing	Listing date
16238	KBC Fin Products Int'l Ltd.	HSBC European Wts Apr 2010 A	0.260	45 per 100 units	2010/04/01	378,000,000	2009/02/02
16239	KBC Fin Products Int'l Ltd.	HSBC European Wts Apr 2010 B	0.250	50 per 100 units	2010/04/12	400,000,000	2009/02/02
16236	SGA Societe Generale Acceptance N.V.	CLife Eu Wt Aug 2009D	0.560	18.8800	2009/08/31	300,000,000	2009/02/02
16234	SGA Societe Generale Acceptance N.V.	CMB Euro Wts Aug 2009	0.300	12.2800	2009/08/18	200,000,000	2009/02/02
16237	SGA Societe Generale Acceptance N.V.	HSBC Eu Wt Aug 2009 B	0.940	55.8800	2009/08/03	100,000,000	2009/02/02
16242	Credit Suisse	CC Bank European Warrants Jun 2009	0.188	5.48 per unit	2009/06/01	200,000,000	2009/02/03
16243	Deutsche Bank AG	China Life European Warrants Aug 2009 D	0.680	16.0000	2009/08/17	300,000,000	2009/02/03
16244	Deutsche Bank AG	HSBC European Put Warrants Sep 2009 B	0.177	60 per 100 units	2009/09/29	300,000,000	2009/02/03
16245	ABN AMRO Bank N.V.	HSI European Put Warrants May 2009 B	0.185	12,600 per 11,000 units	2009/05/27	300,000,000	2009/02/04
16247	HK Bank	CC Bank European Put Warrants Aug 2009	0.690	3.22 per unit	2009/08/14	280,000,000	2009/02/05
16246	HK Bank	A50 China European Put Warrants Dec 2009	0.250	8.1800	2009/12/17	280,000,000	2009/02/05
16248	HK Bank	ICBC European Put Warrants Aug 2009	0.470	2.68 per unit	2009/08/14	280,000,000	2009/02/05
16252	UBS AG	HSBC European Warrants Jul 2010	0.250	62.88 per 100 units	2010/07/26	500,000,000	2009/02/05
16253	UBS AG	HSBC European Put Warrants Dec 2009 C	0.250	68.88 per 100 units	2009/12/14	500,000,000	2009/02/05
16249	UBS AG	HSI European Warrants Dec 2009 A	0.270	11,800 per 15,000 units	2009/12/30	500,000,000	2009/02/05
16250	UBS AG	HSI European Warrants Dec 2009 B	0.260	12,800 per 15,000 units	2009/12/30	500,000,000	2009/02/05
16251	UBS AG	HSI European Warrants Dec 2009 C	0.250	13,800 per 15,000 units	2009/12/30	500,000,000	2009/02/05
16254	UBS AG	HSI European Put Warrants Dec 2009 D	0.250	11,800 per 15,000 units	2009/12/30	500,000,000	2009/02/05
16255	UBS AG	HSI European Put Warrants Dec 2009 E	0.260	12,800 per 15,000 units	2009/12/30	500,000,000	2009/02/05
16256	UBS AG	HSI European Put Warrants Dec 2009 F	0.270	13,800 per 15,000 units	2009/12/30	500,000,000	2009/02/05
10859	ABN AMRO Bank N.V.	Gold European Warrants Oct 2009	0.250	978 per 5,000 units	2009/10/27	200,000,000	2009/02/06
10865	ABN AMRO Bank N.V.	Gold European Put Warrants Oct 2009	0.272	888 per 5,000 units	2009/10/19	200,000,000	2009/02/06
16257	ABN AMRO Bank N.V.	PetroChina European Warrants Nov 2009 C	0.150	5.9900	2009/11/23	388,000,000	2009/02/06
16264	BNP Paribas Arbit Issu B.V.	HSI European Wts Aug 2009 E	0.250	11,400 per 15,000 units	2009/08/28	300,000,000	2009/02/09
16265	BNP Paribas Arbit Issu B.V.	HSI Euro Put Wts Jun 2009 G	0.160	11,400 per 11,000 units	2009/06/29	300,000,000	2009/02/09
16266	Deutsche Bank AG	HKEx European Warrants Nov 2009 C	0.250	50 per 100 units	2009/11/30	300,000,000	2009/02/09
16267	Deutsche Bank AG	HSBC European Warrants Apr 2010 A	0.180	50.08 per 100 units	2010/04/26	300,000,000	2009/02/09
16268	Deutsche Bank AG	ICBC European Warrants Aug 2009	0.510	3.50 per unit	2009/08/10	300,000,000	2009/02/09
16260	SGA Societe Generale Acceptance N.V.	BOCL Eu Wt Oct 2009 B	0.365	2.24 per unit	2009/10/02	200,000,000	2009/02/09
16261	SGA Societe Generale Acceptance N.V.	A50 Ch Eu Wt Dec 09B	0.255	8.8900	2009/12/14	500,000,000	2009/02/09
16258	SGA Societe Generale Acceptance N.V.	HSCEI Eu Wt Aug 2009A	0.250	7,600 per 5,100 units	2009/08/28	200,000,000	2009/02/09
16259	SGA Societe Generale Acceptance N.V.	HSCEI Eu Wt Aug 2009B	0.250	8,200 per 4,400 units	2009/08/28	200,000,000	2009/02/09
16262	SGA Societe Generale Acceptance N.V.	HSCEI Eu Put Wt Aug09C	0.250	6,800 per 5,400 units	2009/08/28	200,000,000	2009/02/09
16263	SGA Societe Generale Acceptance N.V.	HSCEI Eu Put Wt Aug09D	0.250	7,400 per 6,800 units	2009/08/28	200,000,000	2009/02/09
16269	Deutsche Bank AG	BOCL European Warrants Aug 2009 B	0.290	2.10 per unit	2009/08/10	200,000,000	2009/02/10
16270	Deutsche Bank AG	CC Bank European Warrants Aug 2009	0.580	4.20 per unit	2009/08/17	200,000,000	2009/02/10
16271	Deutsche Bank AG	China Mobile European Warrants Nov 2009 B	0.190	62 per 100 units	2009/11/02	300,000,000	2009/02/10
16274	BNP Paribas Arbit Issu B.V.	HSCEI European Wts Aug 2009	0.250	7,000 per 7,000 units	2009/08/28	200,000,000	2009/02/11
16275	BNP Paribas Arbit Issu B.V.	HSCEI European Wts Sep 2009	0.270	7,800 per 6,000 units	2009/09/29	200,000,000	2009/02/11
16278	BNP Paribas Arbit Issu B.V.	HSCEI Euro Put Wts Aug 2009	0.270	7,000 per 7,000 units	2009/08/28	200,000,000	2009/02/11
16279	BNP Paribas Arbit Issu B.V.	HSCEI Euro Put Wts Sep 2009	0.290	6,600 per 6,000 units	2009/09/29	200,000,000	2009/02/11
16273	Macquarie Bank Ltd.	Ch Comm Cons European Wts Dec 2009	0.251	8.5000	2009/12/30	150,000,000	2009/02/11
16272	Macquarie Bank Ltd.	China Coal European Warrants Mar 2010A	0.251	7.0000	2010/03/30	150,000,000	2009/02/11

## Newly listed derivative warrants (continued)

Code	Issuer	Name of issue	Issue prices (HK\$)	Strike level/ Subscription price (HK\$) per 10 units	Subscription/ exercise period	Unit issued on initial listing	Listing date
10860	SGA Societe Generale Acceptance N.V.	AUD/USD Eur Wt Aug 09	0.250	0.69 per 1 units	2009/08/14	100,000,000	2009/02/11
10864	SGA Societe Generale Acceptance N.V.	AUD/USD Eu Put Wt Aug09	0.250	0.55 per 1 units	2009/08/14	100,000,000	2009/02/11
16276	SGA Societe Generale Acceptance N.V.	CCoal Eur Wt Dec 2009	0.163	6.8200	2009/12/04	500,000,000	2009/02/11
10863	SGA Societe Generale Acceptance N.V.	EUR/USD Eu Wt Aug2009	0.250	1.54 per 1 units	2009/08/14	100,000,000	2009/02/11
10867	SGA Societe Generale Acceptance N.V.	EUR/USD Eu Put Wt Aug09	0.250	1.02 per 1 units	2009/08/14	100,000,000	2009/02/11
10866	SGA Societe Generale Acceptance N.V.	USD/YEN Eu Wt Aug2009	0.250	103.80 per 1 units	2009/08/14	100,000,000	2009/02/11
10870	SGA Societe Generale Acceptance N.V.	USD/YEN Eu Put Wt Aug09	0.250	74.60 per 1 units	2009/08/14	100,000,000	2009/02/11
16280	Deutsche Bank AG	BOCL European Put Warrants Aug 2009	0.280	1.85 per unit	2009/08/17	150,000,000	2009/02/12
16286	CC Rabobank B.A.	BOCL European Warrants Sep 2009	0.250	2.40 per unit	2009/09/11	100,000,000	2009/02/12
16282	CC Rabobank B.A.	BankComm European Warrants Dec 2009	0.160	4.8900	2009/12/08	200,000,000	2009/02/12
16285	CC Rabobank B.A.	A50 China European Warrants Dec 2009	0.220	10.1000	2009/12/22	100,000,000	2009/02/12
16283	CC Rabobank B.A.	HSBC European Warrants Dec 2010 A	0.150	58 per 100 units	2010/12/22	250,000,000	2009/02/12
16281	CC Rabobank B.A.	HSI European Warrants Oct 2009 A	0.250	13,200 per 9,600 units	2009/10/29	200,000,000	2009/02/12
16287	CC Rabobank B.A.	HSI European Put Warrants Oct 2009 D	0.310	13,200 per 10,000 units	2009/10/29	200,000,000	2009/02/12
16288	CC Rabobank B.A.	HSI European Put Warrants Dec 2009 D	0.270	12,100 per 10,000 units	2009/12/30	200,000,000	2009/02/12
16284	CC Rabobank B.A.	Tencent Holdings European Wts Feb 2010 A	0.250	42 per 100 units	2010/02/22	220,000,000	2009/02/12
16277	SGA Societe Generale Acceptance N.V.	Petch Eu Wt Nov 2009E	0.167	5.0800	2009/11/09	500,000,000	2009/02/12
16291	ABN AMRO Bank N.V.	HSI European Warrants Jul 2009	0.159	14,200 per 11,000 units	2009/07/30	300,000,000	2009/02/13
16290	Macquarie Bank Ltd.	HSBC European Warrants Sep 2009 D	1.171	65.0000	2009/09/29	200,000,000	2009/02/13
16294	Macquarie Bank Ltd.	HSBC European Put Warrants Sep 2009 C	0.562	40.0000	2009/09/30	200,000,000	2009/02/13
16289	SGA Societe Generale Acceptance N.V.	BOCL Eu Wt Aug 2009 C	0.270	2.57 per unit	2009/08/20	200,000,000	2009/02/13
16297	BNP Paribas Arbit Issu B.V.	China Life Euro Wts Feb 2011	0.910	30.0000	2011/02/02	200,000,000	2009/02/16
16298	BNP Paribas Arbit Issu B.V.	HSBC European Wts Jun 2011 A	0.250	75 per 100 units	2011/06/02	200,000,000	2009/02/16
16299	BNP Paribas Arbit Issu B.V.	PetroCh Euro Wts May 2011	0.250	8.8800	2011/05/03	200,000,000	2009/02/16
16296	Macquarie Bank Ltd.	Zijin Mining European Wts Dec 2010	0.254	5.5000	2010/12/30	200,000,000	2009/02/16
16300	SGA Societe Generale Acceptance N.V.	BOCL Eu Wt Oct 2009 C	0.330	2.50 per unit	2009/10/27	200,000,000	2009/02/16
16292	SGA Societe Generale Acceptance N.V.	CLife Eu Wt Oct 2009C	0.320	31.8800	2009/10/27	300,000,000	2009/02/16
16301	SGA Societe Generale Acceptance N.V.	A50 Ch Eu Wt Nov 09 B	0.216	11.9800	2009/11/02	500,000,000	2009/02/16
16293	SGA Societe Generale Acceptance N.V.	HSBC Eu Wt Oct 2009 C	0.150	65 per 100 units	2009/10/30	500,000,000	2009/02/16
16295	SGA Societe Generale Acceptance N.V.	ICBC Eu Wt Oct 2009 A	0.590	4.28 per unit	2009/10/27	150,000,000	2009/02/16
16302	UBS AG	A50 China European Warrants Oct 2009 B	0.250	9.8800	2009/10/27	500,000,000	2009/02/16
16303	UBS AG	A50 China European Warrants Oct 2009 C	0.250	10.3800	2009/10/27	500,000,000	2009/02/16
16304	UBS AG	A50 China European Warrants Oct 2009 D	0.250	10.8800	2009/10/27	500,000,000	2009/02/16
16316	ABN AMRO Bank N.V.	China Mobile European Wts Oct 2009 A	0.150	78.048 per 100 units	2009/10/16	500,000,000	2009/02/17
16309	KBC Fin Products Int'l Ltd.	Ch Mobile Eu Put Wt Dec 2009	0.150	68.88 per 100 units	2009/12/14	328,000,000	2009/02/17
16307	KBC Fin Products Int'l Ltd.	CC Bank Euro Wts Oct 2009	0.420	5.288 per unit	2009/10/02	218,000,000	2009/02/17
16308	KBC Fin Products Int'l Ltd.	China Life Eur Put Wt Sep 09 L	0.400	22.8800	2009/09/01	248,000,000	2009/02/17
16311	KBC Fin Products Int'l Ltd.	HSCEI Euro Wts Aug 2009 A	0.250	6,000 per 11,200 units	2009/08/28	400,000,000	2009/02/17
16312	KBC Fin Products Int'l Ltd.	HSCEI Euro Wts Aug 2009 B	0.250	7,000 per 9,200 units	2009/08/28	400,000,000	2009/02/17
16310	KBC Fin Products Int'l Ltd.	ICBC European Wts Sep 2009 D	0.540	3.99 per unit	2009/09/01	180,000,000	2009/02/17
16313	Standard Bank PLC	China Mobile European Warrants Apr 2010	0.250	78.88 per 100 units	2010/04/28	200,000,000	2009/02/17
16314	Standard Bank PLC	China Shenhua European Warrants Dec 2009	0.250	28.8800	2009/12/30	200,000,000	2009/02/17
16315	Standard Bank PLC	PetroChina European Warrants Apr 2010	0.250	6.3000	2010/04/05	200,000,000	2009/02/17

## Newly listed derivative warrants (continued)

Code	Issuer	Name of issue	Issue prices (HK\$)	Strike level/ Subscription price (HK\$) per 10 units	Subscription/ exercise period	Unit issued on initial listing	Listing date
16305	SGA Societe Generale Acceptance N.V.	CMB Euro Wts Jun 2009	0.227	16.8800	2009/06/29	300,000,000	2009/02/17
16306	SGA Societe Generale Acceptance N.V.	Ping An Eu Wt Nov2011	0.173	48.88 per 100 units	2011/11/21	500,000,000	2009/02/17
16319	UBS AG	CC Bank European Put Warrants Dec 2009 A	0.280	3.38 per unit	2009/12/21	500,000,000	2009/02/17
16318	UBS AG	CC Bank European Warrants Nov 2009 F	0.250	5.88 per unit	2009/11/30	500,000,000	2009/02/17
16320	UBS AG	China Life European Warrants Dec 2009 A	0.250	28.8800	2009/12/21	500,000,000	2009/02/17
16321	UBS AG	China Mobile European Warrants Nov 2009 B	0.250	58.88 per 100 units	2009/11/30	500,000,000	2009/02/17
16323	UBS AG	HKEx European Warrants Oct 2009	0.150	68 per 100 units	2009/10/19	500,000,000	2009/02/17
16325	UBS AG	HKEx European Put Warrants Apr 2010	0.150	58 per 100 units	2010/04/26	500,000,000	2009/02/17
16326	UBS AG	HSBC European Warrants Nov 2009	0.150	65 per 100 units	2009/11/02	500,000,000	2009/02/17
16322	UBS AG	ICBC European Put Warrants Nov 2009	0.250	2.88 per unit	2009/11/30	500,000,000	2009/02/17
16317	UBS AG	ICBC European Warrants Nov 2009 D	0.250	4.38 per unit	2009/11/30	500,000,000	2009/02/17
16324	UBS AG	SPDR Gold Trust European Warrants Feb 2010 A	0.250	700 per 1,000 units	2010/02/22	500,000,000	2009/02/17
16334	KBC Fin Products Int'l Ltd.	A50 Ch Euro Wts Sep 2009 B	0.260	10.0800	2009/09/15	378,000,000	2009/02/18
16335	KBC Fin Products Int'l Ltd.	A50 Ch Euro Wts Oct 2009 B	0.250	10.8800	2009/10/09	400,000,000	2009/02/18
16336	KBC Fin Products Int'l Ltd.	A50 Ch Euro Wts Nov 2009	0.227	11.9800	2009/11/02	400,000,000	2009/02/18
16327	KBC Fin Products Int'l Ltd.	HSI European Wts Aug 2009 F	0.250	11,400 per 16,800 units	2009/08/28	400,000,000	2009/02/18
16328	KBC Fin Products Int'l Ltd.	HSI European Wts Aug 2009 G	0.250	12,400 per 15,000 units	2009/08/28	400,000,000	2009/02/18
16332	Macquarie Bank Ltd.	BankComm European Warrants Dec 2010 A	0.252	5.3000	2010/12/30	388,000,000	2009/02/18
16333	Macquarie Bank Ltd.	CC Bank European Put Warrants Sep 2009	0.582	3.80 per unit	2009/09/29	100,000,000	2009/02/18
16331	Macquarie Bank Ltd.	A50 China European Warrants Dec 2009 A	0.251	11.0000	2009/12/29	388,000,000	2009/02/18
16329	Macquarie Bank Ltd.	HSI European Warrants Sep 2009	0.250	14,600 per 10,000 units	2009/09/29	150,000,000	2009/02/18
16330	Macquarie Bank Ltd.	HSI European Warrants Dec 2009 A	0.250	13,400 per 13,000 units	2009/12/30	150,000,000	2009/02/18
16337	Macquarie Bank Ltd.	China Shenhua European Wts Sep 2009 B	0.564	17.8800	2009/09/29	200,000,000	2009/02/19
16338	Macquarie Bank Ltd.	Hang Seng Bank European Wts Mar 2010	0.252	90 per 100 units	2010/03/30	200,000,000	2009/02/19
16339	Macquarie Bank Ltd.	Hutchison European Warrants Dec 2009	0.606	45.0000	2009/12/30	200,000,000	2009/02/19
16340	Macquarie Bank Ltd.	New World Dev European Wts Jun 2010	0.270	7.5000	2010/06/29	200,000,000	2009/02/19
16358	ABN AMRO Bank N.V.	BOCL European Warrants Sep 2009	0.253	2.38 per unit	2009/09/28	300,000,000	2009/02/20
16359	ABN AMRO Bank N.V.	ICBC European Warrants Sep 2009	0.430	3.98 per unit	2009/09/28	300,000,000	2009/02/20
16345	BNP Paribas Arbit Issu B.V.	CHALCO European Wts Jul 2010	0.260	4.2000	2010/07/05	100,000,000	2009/02/20
16346	BNP Paribas Arbit Issu B.V.	BOCL European Wts Sep 2009	0.330	2.38 per unit	2009/09/03	100,000,000	2009/02/20
16347	BNP Paribas Arbit Issu B.V.	China Life Euro Wts Oct 2009 B	0.340	24.8800	2009/10/05	200,000,000	2009/02/20
16348	BNP Paribas Arbit Issu B.V.	CRCC European Wts Sep 2009	0.260	11.8800	2009/09/03	100,000,000	2009/02/20
16357	Deutsche Bank AG	A50 China European Warrants Nov 2009	0.190	11.9800	2009/11/02	300,000,000	2009/02/20
16350	Goldman Sachs SP (Asia)	HSI European Warrants Aug 2009	0.250	12,800 per 12,000 units	2009/08/28	200,000,000	2009/02/20
16354	Goldman Sachs SP (Asia)	HSI European Put Wts Aug 2009	0.250	12,800 per 11,000 units	2009/08/28	200,000,000	2009/02/20
16343	Macquarie Bank Ltd.	China Mobile European Wts Dec 2009	0.150	75 per 100 units	2009/12/30	150,000,000	2009/02/20
16342	Macquarie Bank Ltd.	China Mobile European Wts Sep 2010	0.250	65 per 100 units	2010/09/29	150,000,000	2009/02/20
16341	Macquarie Bank Ltd.	HSCEI European Warrants Sep 2009	0.250	7,800 per 6,500 units	2009/09/29	150,000,000	2009/02/20
16344	Macquarie Bank Ltd.	HSCEI European Put Warrants Sep 2009	0.250	6,800 per 6,300 units	2009/09/29	150,000,000	2009/02/20
16351	CC Rabobank B.A.	Ch Comm Cons European Put Warrants Mar 2010	0.400	9.2000	2010/03/19	100,000,000	2009/02/20
16352	CC Rabobank B.A.	Ch Railway Cons European Put Warrants Mar10	0.480	11.6000	2010/03/19	100,000,000	2009/02/20
16355	CC Rabobank B.A.	A50 China European Put Warrants Dec 2009	0.480	12.4000	2009/12/18	100,000,000	2009/02/20
16353	CC Rabobank B.A.	HKEx European Put Warrants Oct 2010	0.265	70 per 100 units	2010/10/08	150,000,000	2009/02/20

## Newly listed derivative warrants (continued)

Code	Issuer	Name of issue	Issue prices (HK\$)	Strike level/ Subscription price (HK\$) per 10 units	Subscription/ exercise period	Unit issued on initial listing	Listing date
16356	CC Rabobank B.A.	HSI European Put Warrants Sep 2009 A	0.310	15,500 per 15,000 units	2009/09/29	200,000,000	2009/02/20
16349	SGA Societe Generale Acceptance N.V.	CNOOC Eu Wt Oct 2009D	0.150	7.8900	2009/10/27	350,000,000	2009/02/20
16360	BNP Paribas Arbit Issu B.V.	HSI Euro Put Wts Aug 2009 F	0.250	12,000 per 9,000 units	2009/08/28	300,000,000	2009/02/23
16361	BNP Paribas Arbit Issu B.V.	HSI Euro Put Wts Sep 2009 B	0.250	11,000 per 8,000 units	2009/09/29	300,000,000	2009/02/23
16366	Barclays Bank plc	HSI European Put Warrants Jul 2009	0.182	12,800 per 10,000 units	2009/07/30	500,000,000	2009/02/24
16362	Barclays Bank plc	HSI European Warrants Jun 2009 B	0.163	13,700 per 11,000 units	2009/06/29	500,000,000	2009/02/24
16363	Barclays Bank plc	HSI European Warrants Sep 2009 B	0.151	15,200 per 12,000 units	2009/09/29	500,000,000	2009/02/24
16375	KBC Fin Products Int'l Ltd.	BOCL European Wts Sep 2009 D	0.250	2.48 per unit	2009/09/10	400,000,000	2009/02/24
16376	KBC Fin Products Int'l Ltd.	Ch Mobile Euro Wt Oct 2009 B	0.182	62 per 100 units	2009/10/21	408,000,000	2009/02/24
16377	KBC Fin Products Int'l Ltd.	Hutchison Euro Wts Aug 2009	0.460	40.0000	2009/08/24	208,000,000	2009/02/24
16374	KBC Fin Products Int'l Ltd.	Hutchison Euro Wts Sep 2009	0.260	47.8800	2009/09/15	378,000,000	2009/02/24
16378	KBC Fin Products Int'l Ltd.	Hutchison Eur Put Wts Sep 2009	0.550	38.0000	2009/09/02	178,000,000	2009/02/24
16365	Macquarie Bank Ltd.	China COSCO European Warrants Nov 2009	0.154	6.8800	2009/11/27	200,000,000	2009/02/24
16373	Macquarie Bank Ltd.	A50 China European Put Warrants Dec 09	0.250	9.0000	2009/12/30	250,000,000	2009/02/24
16364	Macquarie Bank Ltd.	HSBC European Warrants Sep 2010 A	0.250	45 per 100 units	2010/09/29	200,000,000	2009/02/24
16372	Macquarie Bank Ltd.	SHK Ppt European Warrants Dec 2009	0.785	80.0000	2009/12/30	150,000,000	2009/02/24
16371	Standard Bank PLC	China Life European Warrants Oct 2009	0.250	29.8800	2009/10/23	200,000,000	2009/02/24
16367	SGA Societe Generale Acceptance N.V.	BOCL Eu Wt Sep 2009 C	0.250	2.68 per unit	2009/09/16	200,000,000	2009/02/24
16368	SGA Societe Generale Acceptance N.V.	BOCom Eur Wt Oct 09 B	0.890	6.55 per unit	2009/10/19	50,000,000	2009/02/24
16369	SGA Societe Generale Acceptance N.V.	ChiUnicom Eur Wts Nov09	0.250	9.1300	2009/11/30	100,000,000	2009/02/24
16370	SGA Societe Generale Acceptance N.V.	A50 Ch Eu Wt Aug 09 C	0.151	12.8800	2009/08/28	500,000,000	2009/02/24
16380	BNP Paribas Arbit Issu B.V.	China Life Euro Wts Sep 2009	0.490	18.9000	2009/09/03	200,000,000	2009/02/25
16381	BNP Paribas Arbit Issu B.V.	HKEx European Wts Dec 2009 A	0.190	49.98 per 100 units	2009/12/02	200,000,000	2009/02/25
16382	BNP Paribas Arbit Issu B.V.	HSI European Wts Aug 2009 G	0.300	10,000 per 12,000 units	2009/08/28	300,000,000	2009/02/25
16384	Deutsche Bank AG	HSBC European Warrants Apr 2010 B	0.170	45 per 100 units	2010/04/01	300,000,000	2009/02/25
16383	Deutsche Bank AG	SPDR Gold Trust European Warrants Dec2009	0.250	720 per 1,000 units	2009/12/21	200,000,000	2009/02/25
16379	Macquarie Bank Ltd.	HSI European Put Warrants Dec 2009 C	0.250	12,000 per 10,000 units	2009/12/30	150,000,000	2009/02/25
16203 #	Credit Suisse	HSBC European Wts Oct 2009 A	0.064	60 per 100 units	2009/10/12	200,000,000	2009/02/25
15350 #	CC Rabobank B.A.	A50 China European Warrants May 2009	0.144	9.5000	2009/05/27	100,000,000	2009/02/25
16385	Credit Suisse	SPDR Gold Trust European Warrants Feb 2010	0.250	728 per 1,000 units	2010/02/08	200,000,000	2009/02/26
16389	Deutsche Bank AG	CC Bank European Warrants Sep 2009	0.455	4.68 per unit	2009/09/07	300,000,000	2009/02/26
16386	UBS AG	SPDR Gold Trust European Warrants Dec 2009	0.250	730 per 1,000 units	2009/12/14	300,000,000	2009/02/26
16387	UBS AG	SPDR Gold Trust European Warrants Jan 2010	0.250	780 per 1,000 units	2010/01/25	300,000,000	2009/02/26
16388	UBS AG	SPDR Gold Trust European Warrants Feb 2010 B	0.250	800 per 1,000 units	2010/02/22	300,000,000	2009/02/26
16397	ABN AMRO Bank N.V.	China Mobile European Wts Oct 2009 B	0.158	62 per 100 units	2009/10/23	200,000,000	2009/02/27
10868	Deutsche Bank AG	DJIA European Warrants Dec 2009 A	0.320	7,000 per 40,000 units	2009/12/21	200,000,000	2009/02/27
10872	Deutsche Bank AG	DJIA European Put Warrants Dec 2009 B	0.250	6,500 per 35,000 units	2009/12/21	200,000,000	2009/02/27
16390	Macquarie Bank Ltd.	HKEx European Warrants Jan 2010 A	0.150	66.28 per 100 units	2010/01/28	150,000,000	2009/02/27
16391	Macquarie Bank Ltd.	HKEx European Put Warrants Apr 2010	0.150	58 per 100 units	2010/04/29	150,000,000	2009/02/27
16396	SGA Societe Generale Acceptance N.V.	HSI Eu Put Wt Aug2009	0.250	12,200 per 8,000 units	2009/08/28	300,000,000	2009/02/27
16392	SGA Societe Generale Acceptance N.V.	HSI Eur Wt Aug 2009 A	0.250	11,600 per 11,000 units	2009/08/28	300,000,000	2009/02/27
16393	SGA Societe Generale Acceptance N.V.	HSI Eur Wt Aug 2009 B	0.250	12,400 per 9,500 units	2009/08/28	300,000,000	2009/02/27
16394	SGA Societe Generale Acceptance N.V.	HSI Eur Wt Aug 2009 C	0.250	13,000 per 8,500 units	2009/08/28	300,000,000	2009/02/27



## Newly listed derivative warrants (continued)

Code	Issuer	Name of issue	Issue prices (HK\$)	Strike level/ Subscription price (HK\$) per 10 units	Subscription/ exercise period	Unit issued on initial listing	Listing date
16395	SGA Societe Generale Acceptance N.V.	HSI Eur Wt Aug 2009 D	0.250	13,600 per 7,500 units	2009/08/28	300,000,000	2009/02/27
16403	Deutsche Bank AG	HSI European Put Warrants Jul 2009 H	0.180	12,800 per 10,000 units	2009/07/30	300,000,000	2009/03/03
16404	Deutsche Bank AG	HSI European Put Warrants Jul 2009 I	0.210	13,400 per 10,000 units	2009/07/30	300,000,000	2009/03/03
16399	J P Morgan SP BV	CM Bank European Warrants Sep 2009	0.265	12.8800	2009/09/29	200,000,000	2009/03/03
16400	Macquarie Bank Ltd.	China Overseas European Wts Dec 2009 A	0.272	14.0000	2009/12/30	200,000,000	2009/03/03
16401	Macquarie Bank Ltd.	Hang Lung Ppt European Wts Apr 2010	0.274	18.0000	2010/04/29	150,000,000	2009/03/03
16402	Macquarie Bank Ltd.	Wharf European Warrants Dec 2009	0.250	24.0000	2009/12/30	150,000,000	2009/03/03
16416	BNP Paribas Arbit Issu B.V.	HSI European Wts Sep 2009 D	0.250	13,600 per 10,000 units	2009/09/29	300,000,000	2009/03/04
16417	BNP Paribas Arbit Issu B.V.	HSI European Wts Sep 2009 E	0.250	14,800 per 10,000 units	2009/09/29	300,000,000	2009/03/04
16410	Macquarie Bank Ltd.	BOCHK European Warrants Dec 2009	0.170	8.8800	2009/12/23	100,000,000	2009/03/04
16411	Macquarie Bank Ltd.	China Tel European Warrants Sep 2009 B	0.300	3.40 per unit	2009/09/29	150,000,000	2009/03/04
16412	CC Rabobank B.A.	CM Bank European Warrants Sep 2009	0.250	12.4000	2009/09/18	120,000,000	2009/03/04
16414	CC Rabobank B.A.	A50 China European Warrants Oct 2009 B	0.250	9.2000	2009/10/09	100,000,000	2009/03/04
16415	CC Rabobank B.A.	A50 China European Warrants Mar 2010 A	0.250	10.8000	2010/03/12	100,000,000	2009/03/04
16413	CC Rabobank B.A.	SPDR Gold Trust European Warrants Nov2009	0.250	738 per 1,000 units	2009/11/23	150,000,000	2009/03/04
16398	SGA Societe Generale Acceptance N.V.	CLife Eu Wt Dec 2009C	0.585	20.2800	2009/12/28	400,000,000	2009/03/04
16405	SGA Societe Generale Acceptance N.V.	CP&CC Eur Wt Dec 09 C	1.130	3.88 per unit	2009/12/28	100,000,000	2009/03/04
16406	SGA Societe Generale Acceptance N.V.	HSCEI Eu Put Wt Dec09A	0.250	5,800 per 4,800 units	2009/12/30	200,000,000	2009/03/04
16407	SGA Societe Generale Acceptance N.V.	HSCEI Eu Put Wt Dec09B	0.250	6,400 per 5,700 units	2009/12/30	200,000,000	2009/03/04
16408	SGA Societe Generale Acceptance N.V.	HSI Eu Put Wt Dec 09A	0.250	10,800 per 7,800 units	2009/12/30	300,000,000	2009/03/04
16409	SGA Societe Generale Acceptance N.V.	HSI Eu Put Wt Dec 09B	0.250	11,600 per 9,100 units	2009/12/30	300,000,000	2009/03/04
16418	HK Bank	Ch Comm Cons European Warrants Feb 2010	0.250	8.6800	2010/02/22	280,000,000	2009/03/05
16419	HK Bank	CM Bank European Warrants Jan 2010	0.310	13.8000	2010/01/22	280,000,000	2009/03/05
16420	HK Bank	Zijin Mining European Warrants Oct 2010	0.250	5.2800	2010/10/22	280,000,000	2009/03/05
16422	BOCI Asia Ltd.	A50 China European Warrants Feb 2010	0.250	10.2800	2010/02/24	150,000,000	2009/03/06
16423	BOCI Asia Ltd.	HSBC European Warrants Sep 2009	1.000	60.8800	2009/09/07	200,000,000	2009/03/06
16421	BOCI Asia Ltd.	Tracker Fund European Warrants Nov 2009	0.250	13.8800	2009/11/24	150,000,000	2009/03/06
16424	BOCI Asia Ltd.	Tracker Fund European Put Warrants Sep 2009	0.250	12.6800	2009/09/09	150,000,000	2009/03/06
16427	KBC Fin Products Int'l Ltd.	Sinopec Euro Wts Oct 2009 D	0.530	4.68 per unit	2009/10/09	188,000,000	2009/03/06
16425	SGA Societe Generale Acceptance N.V.	HSBC Eu Wt Apr 2010 A	0.163	48.88 per 100 units	2010/04/12	500,000,000	2009/03/06
16426	SGA Societe Generale Acceptance N.V.	ICBC Eu Wt Oct 2009 B	0.460	3.88 per unit	2009/10/05	100,000,000	2009/03/06
16434	Macquarie Bank Ltd.	CM Bank European Put Warrants Oct 2009	0.258	10.0000	2009/10/29	150,000,000	2009/03/09
16429	Macquarie Bank Ltd.	ICBC European Warrants Sep 2009	0.291	3.60 per unit	2009/09/29	100,000,000	2009/03/09
16433	Macquarie Bank Ltd.	ICBC European Put Warrants Sep 2009	0.405	2.80 per unit	2009/09/29	80,000,000	2009/03/09
16428	SGA Societe Generale Acceptance N.V.	HKEx Eu Put Wt Dec09A	0.228	68.88 per 100 units	2009/12/21	500,000,000	2009/03/09
16441	HK Bank	HSCEI European Warrants Dec 2009 A	0.250	7,580 per 4,600 units	2009/12/30	600,000,000	2009/03/10
16442	HK Bank	HSCEI European Warrants Dec 2009 B	0.250	8,580 per 3,600 units	2009/12/30	600,000,000	2009/03/10
16438	HK Bank	HSI European Warrants Dec 2009 A	0.260	13,500 per 8,000 units	2009/12/30	600,000,000	2009/03/10
16439	HK Bank	HSI European Warrants Dec 2009 B	0.250	14,800 per 6,800 units	2009/12/30	600,000,000	2009/03/10
16440	HK Bank	HSI European Warrants Dec 2009 C	0.250	16,000 per 5,600 units	2009/12/30	600,000,000	2009/03/10
16444	HK Bank	HSI European Put Warrants Dec 2009 D	0.250	9,800 per 5,600 units	2009/12/30	600,000,000	2009/03/10
16445	HK Bank	HSI European Put Warrants Dec 2009 E	0.250	11,080 per 8,000 units	2009/12/30	600,000,000	2009/03/10
16430	Macquarie Bank Ltd.	Cheung Kong European Warrants Dec 09 C	0.589	75.0000	2009/12/30	150,000,000	2009/03/10



## Newly listed derivative warrants (continued)

Code	Issuer	Name of issue	Issue prices (HK\$)	Strike level/ Subscription price (HK\$) per 10 units	Subscription/ exercise period	Unit issued on initial listing	Listing date
16436	Macquarie Bank Ltd.	Cheung Kong European Put Wts Dec 2009D	0.585	50.0000	2009/12/30	150,000,000	2009/03/10
16431	Macquarie Bank Ltd.	Cathay Pacific European Wts May 2010	0.250	10.0000	2010/05/28	100,000,000	2009/03/10
16432	Macquarie Bank Ltd.	Henderson Land Dev Euro Wts Dec 2009	0.344	30.0000	2009/12/30	200,000,000	2009/03/10
16437	Macquarie Bank Ltd.	SHK Ppt European Put Warrants Jun 2010	0.250	65 per 100 units	2010/06/29	150,000,000	2009/03/10
16455	BNP Paribas Arbit Issu B.V.	HSI European Wts Sep 2009 F	0.250	12,400 per 10,000 units	2009/09/29	300,000,000	2009/03/11
16459	BNP Paribas Arbit Issu B.V.	HSI Euro Put Wts Sep 2009 G	0.250	11,600 per 10,000 units	2009/09/29	300,000,000	2009/03/11
16460	BNP Paribas Arbit Issu B.V.	HSI Euro Put Wts Sep 2009 H	0.280	12,600 per 10,000 units	2009/09/29	300,000,000	2009/03/11
16451	Deutsche Bank AG	CC Bank European Warrants Jul 2010 A	0.150	3.0000	2010/07/05	300,000,000	2009/03/11
16452	Deutsche Bank AG	Sinopec Corp European Warrants Oct 2009 A	0.690	4 per unit	2009/10/12	150,000,000	2009/03/11
16453	Deutsche Bank AG	ICBC European Warrants Sep 2009 B	0.520	3 per unit	2009/09/14	150,000,000	2009/03/11
16454	Deutsche Bank AG	PetroChina European Warrants Feb 2010 A	0.150	5.0000	2010/02/01	300,000,000	2009/03/11
16446	Macquarie Bank Ltd.	CITIC Bank European Warrants Dec 2009B	0.404	3.30 per unit	2009/12/30	80,000,000	2009/03/11
16443	Macquarie Bank Ltd.	Sinopec Corp European Wts Oct 2009 A	0.567	4.40 per unit	2009/10/29	100,000,000	2009/03/11
16447	Macquarie Bank Ltd.	Sinopec Corp Euro Put Wts Oct 2009	1.215	4.40 per unit	2009/10/29	100,000,000	2009/03/11
16448	SGA Societe Generale Acceptance N.V.	CP&CC Eur Wt Jan 10A	1.180	3.28 per unit	2010/01/11	100,000,000	2009/03/11
16449	SGA Societe Generale Acceptance N.V.	HKEu Eu Wt Jan 2010 A	0.152	50.88 per 100 units	2010/01/25	500,000,000	2009/03/11
16450	SGA Societe Generale Acceptance N.V.	ICBC Eu Wt Dec 2009 A	0.800	2.68 per unit	2009/12/21	150,000,000	2009/03/11
16456	Macquarie Bank Ltd.	CC Bank European Warrants Sep 2009	0.415	4.60 per unit	2009/09/29	88,000,000	2009/03/12
16462	Macquarie Bank Ltd.	CM Bank European Warrants Dec 2009	0.251	15.0000	2009/12/30	200,000,000	2009/03/12
16457	Macquarie Bank Ltd.	Ping An European Put Warrants Dec 2010	0.254	46 per 100 units	2010/12/30	200,000,000	2009/03/12
16458	CC Rabobank B.A.	HSI European Warrants Oct 2009 B	0.250	12,100 per 10,000 units	2009/10/29	180,000,000	2009/03/12
16461	CC Rabobank B.A.	HSI European Put Warrants Sep 2009 B	0.260	12,100 per 10,000 units	2009/09/29	180,000,000	2009/03/12
16466	ABN AMRO Bank N.V.	HSI European Warrants Aug 2009	0.164	11,600 per 11,000 units	2009/08/28	300,000,000	2009/03/13
16467	ABN AMRO Bank N.V.	HSI European Put Warrants Sep 2009	0.258	11,600 per 10,000 units	2009/09/29	300,000,000	2009/03/13
16464	BNP Paribas Arbit Issu B.V.	BOCL European Wts Nov 2009 A	0.370	2.08 per unit	2009/11/23	100,000,000	2009/03/13
16465	BNP Paribas Arbit Issu B.V.	China Life Euro Wts Nov 2009 A	0.430	21.0800	2009/11/03	200,000,000	2009/03/13
16463	Macquarie Bank Ltd.	CRCC European Warrants Dec 2009	0.253	11.0000	2009/12/30	200,000,000	2009/03/13
16472	Deutsche Bank AG	HSI European Warrants Sep 2009 B	0.250	11,200 per 9,500 units	2009/09/29	300,000,000	2009/03/16
16473	Deutsche Bank AG	HSI European Warrants Sep 2009 C	0.250	11,800 per 9,000 units	2009/09/29	300,000,000	2009/03/16
16477	Deutsche Bank AG	HSI European Put Warrants Sep 2009 D	0.250	11,000 per 9,500 units	2009/09/29	300,000,000	2009/03/16
16478	Deutsche Bank AG	HSI European Put Warrants Sep 2009 E	0.260	11,600 per 10,000 units	2009/09/29	300,000,000	2009/03/16
16479	Goldman Sachs SP (Asia)	China Mobile Euro Wts Apr 2010 A	0.150	78.88 per 100 units	2010/04/29	200,000,000	2009/03/16
16474	Goldman Sachs SP (Asia)	A50 China European Wts Aug 2009	0.180	9.5000	2009/08/28	200,000,000	2009/03/16
16469	KBC Fin Products Int'l Ltd.	HSI European Wts Sep 2009 D	0.250	9,800 per 13,500 units	2009/09/29	400,000,000	2009/03/16
16470	KBC Fin Products Int'l Ltd.	HSI European Wts Sep 2009 E	0.250	10,400 per 12,400 units	2009/09/29	400,000,000	2009/03/16
16471	KBC Fin Products Int'l Ltd.	HSI European Wts Sep 2009 F	0.250	11,000 per 11,400 units	2009/09/29	400,000,000	2009/03/16
16475	KBC Fin Products Int'l Ltd.	HSI Euro Put Wts Sep 2009 G	0.250	10,800 per 9,800 units	2009/09/29	400,000,000	2009/03/16
16476	KBC Fin Products Int'l Ltd.	HSI Euro Put Wts Sep 2009 H	0.250	11,400 per 11,500 units	2009/09/29	400,000,000	2009/03/16
16468	Macquarie Bank Ltd.	HSI European Warrants Dec 2009 B	0.250	12,200 per 10,300 units	2009/12/30	150,000,000	2009/03/16
16487	KBC Fin Products Int'l Ltd.	Sinopec Euro Wts Sep 2009	0.570	3.99 per unit	2009/09/17	168,000,000	2009/03/17
16482	SGA Societe Generale Acceptance N.V.	CK(H) Eu Wt Sep 2009	0.840	58.5500	2009/09/28	80,000,000	2009/03/17
16483	SGA Societe Generale Acceptance N.V.	CRail Eu Wt Oct 2009	0.610	4.92 per unit	2009/10/12	80,000,000	2009/03/17
16480	SGA Societe Generale Acceptance N.V.	HSI Eur Wt Sep 2009 A	0.250	10,000 per 10,400 units	2009/09/29	300,000,000	2009/03/17

## Newly listed derivative warrants (continued)

Code	Issuer	Name of issue	Issue prices (HK\$)	Strike level/ Subscription price (HK\$) per 10 units	Subscription/ exercise period	Unit issued on initial listing	Listing date
16481	SGA Societe Generale Acceptance N.V.	HSI Eur Wt Sep 2009 B	0.250	10,800 per 9,000 units	2009/09/29	300,000,000	2009/03/17
16484	SGA Societe Generale Acceptance N.V.	HSI Eu Put Wt Sep 09C	0.250	10,600 per 7,500 units	2009/09/29	300,000,000	2009/03/17
16485	SGA Societe Generale Acceptance N.V.	HSI Eu Put Wt Sep 09D	0.250	11,400 per 9,400 units	2009/09/29	300,000,000	2009/03/17
16486	SGA Societe Generale Acceptance N.V.	HSI Eu Put Wt Sep 09E	0.250	13,000 per 13,600 units	2009/09/29	300,000,000	2009/03/17
16488	SGA Societe Generale Acceptance N.V.	ICBC Eu Put Wt Dec09D	0.740	3.28 per unit	2009/12/08	100,000,000	2009/03/18
16190 *	CC Rabobank B.A.	HSBC European Warrants Jul 2009	0.020	55 per 100 units	2009/07/30	500,000,000	2009/03/18
16507	ABN AMRO Bank N.V.	HKEx European Warrants Jan 2010	0.152	52 per 100 units	2010/01/22	200,000,000	2009/03/19
16508	ABN AMRO Bank N.V.	HSBC European Put Warrants Sep 2009	0.951	40.0000	2009/09/21	68,000,000	2009/03/19
16503	ABN AMRO Bank N.V.	HSBC European Warrants Sep 2009 B	0.928	28.0000	2009/09/21	68,000,000	2009/03/19
16504	ABN AMRO Bank N.V.	HSBC European Warrants Sep 2009 C	0.467	38.8800	2009/09/28	68,000,000	2009/03/19
16505	ABN AMRO Bank N.V.	HSBC European Warrants Oct 2009 A	0.623	33.3300	2009/10/05	68,000,000	2009/03/19
16506	ABN AMRO Bank N.V.	HSBC European Warrants Oct 2009 B	0.409	42.8800	2009/10/05	68,000,000	2009/03/19
16490	Credit Suisse	HSBC European Wts Sep 2009	0.444	39.8800	2009/09/28	200,000,000	2009/03/19
16491	Credit Suisse	HSBC European Wts Oct 2009 B	0.770	32.8800	2009/10/12	200,000,000	2009/03/19
16494	Credit Suisse	ICBC European Put Warrants Sep 2009	0.250	2.68 per unit	2009/09/28	200,000,000	2009/03/19
16495	Deutsche Bank AG	HSBC European Put Warrants Sep 2009 C	0.560	28.0000	2009/09/28	100,000,000	2009/03/19
16500	KBC Fin Products Int'l Ltd.	HSBC Euro Put Wts Nov 2009	0.250	23.8800	2009/11/03	400,000,000	2009/03/19
16496	KBC Fin Products Int'l Ltd.	HSBC European Wts Sep 2009 C	0.590	35.0000	2009/09/21	168,000,000	2009/03/19
16497	KBC Fin Products Int'l Ltd.	HSBC European Wts Oct 2009 D	0.840	30.0000	2009/10/15	118,000,000	2009/03/19
16498	KBC Fin Products Int'l Ltd.	HSBC Euro Put Wts Sep 2009 E	0.370	28.0000	2009/09/21	268,000,000	2009/03/19
16499	KBC Fin Products Int'l Ltd.	HSBC Euro Put Wts Oct 2009 E	0.770	35.0000	2009/10/05	128,000,000	2009/03/19
16492	Macquarie Bank Ltd.	HSI European Put Warrants Sep 2009 A	0.250	13,600 per 14,000 units	2009/09/29	150,000,000	2009/03/19
16489	Macquarie Bank Ltd.	HSI European Warrants Dec 2009 D	0.250	12,800 per 10,000 units	2009/12/30	150,000,000	2009/03/19
16493	Macquarie Bank Ltd.	HSI European Put Warrants Dec 2009 E	0.250	11,400 per 10,000 units	2009/12/30	150,000,000	2009/03/19
16501	CC Rabobank B.A.	HSBC European Warrants Sep 2009	0.730	36.0000	2009/09/28	68,000,000	2009/03/19
16502	CC Rabobank B.A.	HSBC European Warrants Nov 2009	0.680	40.0000	2009/11/06	68,000,000	2009/03/19
16509	Deutsche Bank AG	HSBC European Warrants Sep 2009 E	0.790	35.0000	2009/09/21	150,000,000	2009/03/20
16518	Deutsche Bank AG	China Life European Warrants Oct 2009 B	0.280	32.0000	2009/10/19	300,000,000	2009/03/23
16519	Deutsche Bank AG	China Life European Warrants Nov 2009 A	0.260	35.0000	2009/11/23	300,000,000	2009/03/23
16510	SGA Societe Generale Acceptance N.V.	HSI Eur Wt Dec 2009 C	0.250	12,000 per 9,900 units	2009/12/30	300,000,000	2009/03/23
16511	SGA Societe Generale Acceptance N.V.	HSI Eur Wt Dec 2009 D	0.250	12,800 per 8,700 units	2009/12/30	300,000,000	2009/03/23
16512	SGA Societe Generale Acceptance N.V.	HSI Eur Wt Dec 2009 E	0.250	13,600 per 7,600 units	2009/12/30	300,000,000	2009/03/23
16515	UBS AG	China Tel European Warrants Jan 2010 A	0.350	2.88 per unit	2010/01/25	500,000,000	2009/03/23
16517	UBS AG	HKEx European Put Warrants Dec 2009 B	0.400	48.8800	2009/12/21	500,000,000	2009/03/23
16513	UBS AG	HS Bank European Warrants Oct 2010	0.250	73.88 per 100 units	2010/10/18	500,000,000	2009/03/23
16514	UBS AG	HSBC European Warrants Jan 2010	0.590	38.8800	2010/01/25	500,000,000	2009/03/23
16516	UBS AG	Ping An European Put Warrants Dec 2009	0.500	42.8800	2009/12/21	500,000,000	2009/03/23
16522	BNP Paribas Arbit Issu B.V.	HSBC European Wts Nov 2009	0.350	60.0000	2009/11/03	100,000,000	2009/03/24
16520	Macquarie Bank Ltd.	HSI European Put Warrants Sep 2009 B	0.250	14,400 per 13,500 units	2009/09/29	150,000,000	2009/03/24
16521	Macquarie Bank Ltd.	HSI European Put Warrants Dec 2009 F	0.250	12,800 per 11,500 units	2009/12/30	150,000,000	2009/03/24
16526	Deutsche Bank AG	HSI European Warrants Sep 2009 F	0.260	12,600 per 10,000 units	2009/09/29	300,000,000	2009/03/25
16527	Deutsche Bank AG	HSI European Warrants Sep 2009 G	0.250	13,200 per 10,000 units	2009/09/29	300,000,000	2009/03/25
16530	Deutsche Bank AG	HSI European Put Warrants Sep 2009 H	0.250	13,000 per 10,000 units	2009/09/29	300,000,000	2009/03/25

## Newly listed derivative warrants (continued)

Code	Issuer	Name of issue	Issue prices (HK\$)	Strike level/ Subscription price (HK\$) per 10 units	Subscription/ exercise period	Unit issued on initial listing	Listing date
16531	Deutsche Bank AG	HSI European Put Warrants Sep 2009 I	0.265	13,600 per 10,000 units	2009/09/29	300,000,000	2009/03/25
16523	Macquarie Bank Ltd.	Esprit European Warrants Oct 2009	0.586	50.0000	2009/10/29	100,000,000	2009/03/25
16524	Macquarie Bank Ltd.	HK Gas European Warrants Dec 2010	0.251	15.0000	2010/12/30	200,000,000	2009/03/25
16525	Macquarie Bank Ltd.	PICC P&C European Warrants Sep 2009	0.717	5 per unit	2009/09/29	80,000,000	2009/03/25
16532	Macquarie Bank Ltd.	Ch Comm Cons European Wts Jun 2010	0.257	10.0000	2010/06/29	100,000,000	2009/03/26
16534	Macquarie Bank Ltd.	China Railway European Wts Sep 2009 B	0.922	5 per unit	2009/09/29	100,000,000	2009/03/26
16535	Macquarie Bank Ltd.	Denway Motors European Wts Dec 2009	0.505	3.40 per unit	2009/12/30	100,000,000	2009/03/26
16536	Macquarie Bank Ltd.	Hang Seng Bank European Wts Dec 2010A	0.264	80 per 100 units	2010/12/30	100,000,000	2009/03/26
16533	Macquarie Bank Ltd.	China Mengniu European Wts Dec 2009	0.264	13.0000	2009/12/30	150,000,000	2009/03/26
16528	SGA Societe Generale Acceptance N.V.	CLife Eu Wt Feb 2010A	0.530	24.8800	2010/02/01	300,000,000	2009/03/26
16529	SGA Societe Generale Acceptance N.V.	CP&CC Eur Wt Dec 09 D	1.000	4.02 per unit	2009/12/07	150,000,000	2009/03/26
16560	Credit Suisse	HSBC European Wts Oct 2010	0.150	41.65 per 93 units	2010/10/06	200,000,000	2009/03/27
16558	Credit Suisse	Hutchison European Warrants Oct 2009	0.480	39.8800	2009/10/05	200,000,000	2009/03/27
16559	Credit Suisse	SHK Ppt European Warrants Sep 2010	0.250	58.88 per 100 units	2010/09/06	200,000,000	2009/03/27
16554	Deutsche Bank AG	CNOOC European Put Warrants Nov 2009 A	0.250	8.0000	2009/11/02	200,000,000	2009/03/27
16561	Goldman Sachs SP (Asia)	A50 China European Wts Oct 2009	0.150	10.8800	2009/10/02	200,000,000	2009/03/27
16562	Goldman Sachs SP (Asia)	HSI European Warrants Sep 2009	0.250	13,800 per 8,200 units	2009/09/29	200,000,000	2009/03/27
16549	KBC Fin Products Int'l Ltd.	HSI Euro Put Wts Sep 2009 I	0.250	12,000 per 8,500 units	2009/09/29	400,000,000	2009/03/27
16551	KBC Fin Products Int'l Ltd.	HSI Euro Put Wts Sep 2009 J	0.250	12,400 per 9,500 units	2009/09/29	400,000,000	2009/03/27
16537	Macquarie Bank Ltd.	Yanzhou Coal European Wts Dec 2010	0.252	5.7000	2010/12/30	200,000,000	2009/03/27
16538	CC Rabobank B.A.	HSCEI European Warrants Sep 2009	0.250	7,600 per 6,500 units	2009/09/29	108,000,000	2009/03/27
16539	CC Rabobank B.A.	HSCEI European Warrants Nov 2009	0.250	8,200 per 6,500 units	2009/11/27	108,000,000	2009/03/27
16542	CC Rabobank B.A.	HSCEI European Put Warrants Sep 2009	0.250	7,200 per 6,500 units	2009/09/29	108,000,000	2009/03/27
16543	CC Rabobank B.A.	HSCEI European Put Warrants Nov 2009	0.340	7,800 per 6,500 units	2009/11/27	108,000,000	2009/03/27
16540	CC Rabobank B.A.	HSI European Warrants Nov 2009 A	0.250	12,800 per 10,000 units	2009/11/27	108,000,000	2009/03/27
16541	CC Rabobank B.A.	HSI European Warrants Dec 2009 A	0.250	13,700 per 10,000 units	2009/12/30	108,000,000	2009/03/27
16544	CC Rabobank B.A.	HSI European Put Warrants Nov 2009 E	0.250	12,800 per 11,000 units	2009/11/27	108,000,000	2009/03/27
16545	CC Rabobank B.A.	Tencent Holdings European Wts Mar 2010	0.250	58 per 100 units	2010/03/30	220,000,000	2009/03/27
16546	SGA Societe Generale Acceptance N.V.	BOCL Eu Put Wt Oct 09	0.580	2.62 per unit	2009/10/12	200,000,000	2009/03/27
16552	SGA Societe Generale Acceptance N.V.	CTel Eu Put Wt Sep 09	0.770	3.30 per unit	2009/09/28	150,000,000	2009/03/27
16547	SGA Societe Generale Acceptance N.V.	CCB Eur Put Wt Oct 09	0.960	4.60 per unit	2009/10/05	100,000,000	2009/03/27
16548	SGA Societe Generale Acceptance N.V.	CLife Eu Put Wt Sep09	0.430	24.8800	2009/09/28	250,000,000	2009/03/27
16553	SGA Societe Generale Acceptance N.V.	CNOOC Eu Put Wt Sep09	0.250	8.6800	2009/09/28	200,000,000	2009/03/27
16550	SGA Societe Generale Acceptance N.V.	CP&CC Eu Put Wt Sep09	0.880	4.28 per unit	2009/09/29	100,000,000	2009/03/27
16555	SGA Societe Generale Acceptance N.V.	HSBC Eu Wt Oct 2009 D	0.700	44.8800	2009/10/12	200,000,000	2009/03/27
16556	SGA Societe Generale Acceptance N.V.	HSBC Eu Put Wt Sep09D	0.900	42.0000	2009/09/28	200,000,000	2009/03/27
16557	SGA Societe Generale Acceptance N.V.	ICBC Eu Put Wt Sep 09	0.640	3.50 per unit	2009/09/28	200,000,000	2009/03/27
16563	KBC Fin Products Int'l Ltd.	HSI European Wts Oct 2009 A	0.250	13,200 per 10,900 units	2009/10/29	400,000,000	2009/03/30
16564	KBC Fin Products Int'l Ltd.	HSI European Wts Oct 2009 B	0.250	13,800 per 10,000 units	2009/10/29	400,000,000	2009/03/30
16565	KBC Fin Products Int'l Ltd.	HSI European Wts Oct 2009 C	0.250	14,400 per 9,100 units	2009/10/29	400,000,000	2009/03/30
16566	KBC Fin Products Int'l Ltd.	HSI European Wts Oct 2009 D	0.250	15,000 per 8,300 units	2009/10/29	400,000,000	2009/03/30
16570	KBC Fin Products Int'l Ltd.	HSI Euro Put Wts Oct 2009 E	0.250	13,200 per 10,900 units	2009/10/29	400,000,000	2009/03/30
16571	KBC Fin Products Int'l Ltd.	HSI Euro Put Wts Oct 2009 F	0.250	13,800 per 12,300 units	2009/10/29	400,000,000	2009/03/30

## Newly listed derivative warrants (continued)

Code	Issuer	Name of issue	Issue prices (HK\$)	Strike level/ Subscription price (HK\$) per 10 units	Subscription/ exercise period	Unit issued on initial listing	Listing date
16572	KBC Fin Products Int'l Ltd.	HSI Euro Put Wts Oct 2009 G	0.250	14,400 per 14,000 units	2009/10/29	400,000,000	2009/03/30
16585	ABN AMRO Bank N.V.	China Mobile European Wts Oct 2009 C	0.150	68.88 per 100 units	2009/10/27	300,000,000	2009/03/31
16586	ABN AMRO Bank N.V.	HSBC European Warrants Oct 2009 C	0.737	47.8800	2009/10/05	68,000,000	2009/03/31
16583	BNP Paribas Arbit Issu B.V.	Ch Mobile Euro Wts Nov 2009	0.150	61.98 per 100 units	2009/11/03	200,000,000	2009/03/31
16582	BNP Paribas Arbit Issu B.V.	China Life Euro Wts Oct 2009 C	0.420	28.8000	2009/10/12	200,000,000	2009/03/31
16584	Deutsche Bank AG	BOCL European Warrants Nov 2009 A	0.290	2.80 per unit	2009/11/16	200,000,000	2009/03/31
16577	KBC Fin Products Int'l Ltd.	BOCL European Wts Nov 2009 B	0.420	2.28 per unit	2009/11/10	238,000,000	2009/03/31
16578	KBC Fin Products Int'l Ltd.	BOCL Euro Put Wts Oct 2009 B	0.250	2 per unit	2009/10/15	400,000,000	2009/03/31
16579	KBC Fin Products Int'l Ltd.	China Life Eur Put Wt Oct 2009	0.250	20.0000	2009/10/15	400,000,000	2009/03/31
16581	KBC Fin Products Int'l Ltd.	A50 Ch Euro Wts Oct 2009 C	0.250	9.4800	2009/10/02	400,000,000	2009/03/31
16580	KBC Fin Products Int'l Ltd.	ICBC Euro Put Wts Nov 2009 C	0.540	3.28 per unit	2009/11/02	180,000,000	2009/03/31
16573	Macquarie Bank Ltd.	China Mobile Euro Put Wts Nov 2009	0.166	71.80 per 100 units	2009/11/27	150,000,000	2009/03/31
16574	Macquarie Bank Ltd.	China Tel Euro Put Warrants Oct 2009	0.566	3 per unit	2009/10/29	100,000,000	2009/03/31
16567	Macquarie Bank Ltd.	China Unicom European Wts Jun 2010	0.250	10.0000	2010/06/29	100,000,000	2009/03/31
16575	Macquarie Bank Ltd.	CNOOC European Put Warrants Sep 2010	0.254	7.8000	2010/09/29	100,000,000	2009/03/31
16569	Macquarie Bank Ltd.	HSCEI European Warrants Dec 2009 A	0.250	8,800 per 6,000 units	2009/12/30	150,000,000	2009/03/31
16576	Macquarie Bank Ltd.	HSCEI European Put Warrants Dec 2009 C	0.250	7,800 per 6,900 units	2009/12/30	150,000,000	2009/03/31
16568	Macquarie Bank Ltd.	Zijin Mining European Wts Sep 2010	0.250	7.0000	2010/09/29	100,000,000	2009/03/31
16595	BNP Paribas Arbit Issu B.V.	ICBC European Wts Aug 2009	0.170	4.48 per unit	2009/08/03	200,000,000	2009/04/01
16594	Deutsche Bank AG	A50 China European Warrants Oct 2009 A	0.165	10.8800	2009/10/12	300,000,000	2009/04/01
16593	Deutsche Bank AG	PetroChina European Warrants Nov 2009	0.150	6.1800	2009/11/02	300,000,000	2009/04/01
16588	KBC Fin Products Int'l Ltd.	CC Bank Euro Put Wts Oct 2009	0.410	4 per unit	2009/10/05	208,000,000	2009/04/01
16590	KBC Fin Products Int'l Ltd.	CC Bank Euro Put Wts Dec 2009E	1.440	5.48 per unit	2009/12/04	138,000,000	2009/04/01
16589	KBC Fin Products Int'l Ltd.	CC Bank Euro Put Wts Nov 2009B	0.850	4.68 per unit	2009/11/06	108,000,000	2009/04/01
16591	KBC Fin Products Int'l Ltd.	ICBC European Wts Nov 2009 A	0.590	3.48 per unit	2009/11/18	168,000,000	2009/04/01
16592	KBC Fin Products Int'l Ltd.	ICBC European Wts Nov 2009 B	0.290	4.38 per unit	2009/11/05	338,000,000	2009/04/01
16587	SGA Societe Generale Acceptance N.V.	CP&CC Eur Wt Jan 10 B	0.840	5.38 per unit	2010/01/04	100,000,000	2009/04/01
16604	ABN AMRO Bank N.V.	BOCL European Warrants Oct 2009	0.319	2.88 per unit	2009/10/19	100,000,000	2009/04/02
16606	ABN AMRO Bank N.V.	CC Bank European Warrants Oct 2009	0.600	4.88 per unit	2009/10/05	88,000,000	2009/04/02
16601	BNP Paribas Arbit Issu B.V.	HSCEI European Wts Dec 2009 A	0.270	8,600 per 6,000 units	2009/12/30	200,000,000	2009/04/02
16605	BNP Paribas Arbit Issu B.V.	HSCEI Euro Put Wts Dec 2009 C	0.260	8,000 per 6,000 units	2009/12/30	200,000,000	2009/04/02
16602	BNP Paribas Arbit Issu B.V.	HSI European Wts Oct 2009 A	0.250	14,200 per 11,000 units	2009/10/29	300,000,000	2009/04/02
16603	BNP Paribas Arbit Issu B.V.	HSI Euro Put Wts Nov 2009 A	0.250	13,600 per 12,000 units	2009/11/27	300,000,000	2009/04/02
16600	BNP Paribas Arbit Issu B.V.	ICBC European Wts Oct 2009 C	0.250	4.80 per unit	2009/10/05	200,000,000	2009/04/02
16597	Macquarie Bank Ltd.	HKEx European Warrants Oct 2009	1.058	85.0000	2009/10/29	100,000,000	2009/04/02
16596	Macquarie Bank Ltd.	HKEx European Warrants Dec 2009 A	0.253	55 per 100 units	2009/12/30	200,000,000	2009/04/02
16598	Macquarie Bank Ltd.	PetroChina European Put Wts Oct 2009	0.934	5.50 per unit	2009/10/30	88,000,000	2009/04/02
16599	Macquarie Bank Ltd.	PetroChina European Put Wts Dec 2010	0.251	6.5000	2010/12/30	250,000,000	2009/04/02
16620	KBC Fin Products Int'l Ltd.	BOCL European Wts Nov 2009 C	0.250	2.98 per unit	2009/11/02	400,000,000	2009/04/03
16621	KBC Fin Products Int'l Ltd.	CNOOC European Wts Jan 2010	0.250	8.5000	2010/01/20	400,000,000	2009/04/03
16615	KBC Fin Products Int'l Ltd.	HSCEI Euro Wts Dec 2009 A	0.250	8,100 per 8,300 units	2009/12/30	400,000,000	2009/04/03
16616	KBC Fin Products Int'l Ltd.	HSCEI Euro Wts Dec 2009 B	0.250	9,100 per 7,000 units	2009/12/30	400,000,000	2009/04/03
16617	KBC Fin Products Int'l Ltd.	HSCEI Euro Put Wts Nov 2009 A	0.260	9,500 per 10,000 units	2009/11/27	378,000,000	2009/04/03

## Newly listed derivative warrants (continued)

Code	Issuer	Name of issue	Issue prices (HK\$)	Strike level/ Subscription price (HK\$) per 10 units	Subscription/ exercise period	Unit issued on initial listing	Listing date
16618	KBC Fin Products Int'l Ltd.	HSCEI Euro Put Wts Nov 2009 B	0.250	8,500 per 8,000 units	2009/11/27	400,000,000	2009/04/03
16619	KBC Fin Products Int'l Ltd.	HSCEI Euro Put Wts Dec 2009 E	0.280	10,800 per 13,000 units	2009/12/30	348,000,000	2009/04/03
16622	KBC Fin Products Int'l Ltd.	PetroChina Eur Put Wt Jan 2010	0.250	7.3800	2010/01/25	400,000,000	2009/04/03
16607	Macquarie Bank Ltd.	Sinopec Corp European Wts Oct 2009 B	0.693	6 per unit	2009/10/29	100,000,000	2009/04/03
16610	SGA Societe Generale Acceptance N.V.	CMob Eu Put Wt Dec 09	0.155	68.88 per 100 units	2009/12/14	800,000,000	2009/04/03
16609	SGA Societe Generale Acceptance N.V.	CCB Eur Wt Dec 2009 B	0.910	4.88 per unit	2009/12/07	150,000,000	2009/04/03
16611	SGA Societe Generale Acceptance N.V.	CNOOC Eu Wt Dec 2009B	0.158	9.0000	2009/12/22	300,000,000	2009/04/03
16608	SGA Societe Generale Acceptance N.V.	HSI Eur Wt Oct 2009 D	0.250	14,400 per 7,800 units	2009/10/29	300,000,000	2009/04/03
16612	SGA Societe Generale Acceptance N.V.	HSI Eu Put Wt Oct 09A	0.250	13,800 per 8,500 units	2009/10/29	300,000,000	2009/04/03
16613	SGA Societe Generale Acceptance N.V.	HSI Eu Put Wt Oct 09B	0.250	14,600 per 10,000 units	2009/10/29	300,000,000	2009/04/03
16614	SGA Societe Generale Acceptance N.V.	HSI Eu Put Wt Oct 09C	0.250	15,400 per 12,500 units	2009/10/29	300,000,000	2009/04/03
15351 #	CC Rabobank B.A.	A50 China European Put Warrants Jul 2009	0.106	9.5000	2009/07/29	150,000,000	2009/04/03
16625	Deutsche Bank AG	CNOOC European Warrants Dec 2009 B	0.150	9.0000	2009/12/30	300,000,000	2009/04/06
16626	Deutsche Bank AG	HSBC European Put Warrants Oct 2009 D	0.650	38.0000	2009/10/12	150,000,000	2009/04/06
16627	Deutsche Bank AG	ICBC European Warrants Oct 2009 A	0.460	4.30 per unit	2009/10/12	200,000,000	2009/04/06
16628	Deutsche Bank AG	ICBC European Warrants Oct 2009 B	0.290	5.30 per unit	2009/10/27	200,000,000	2009/04/06
16624	KBC Fin Products Int'l Ltd.	HSCEI Euro Put Wts Nov 2009 C	0.250	7,500 per 7,000 units	2009/11/27	400,000,000	2009/04/06
16623	KBC Fin Products Int'l Ltd.	PetroChina Eur Put Wt Nov 2009	0.150	6.2000	2009/11/18	408,000,000	2009/04/06
16639	ABN AMRO Bank N.V.	ICBC European Warrants Oct 2009 A	0.469	4.58 per unit	2009/10/27	100,000,000	2009/04/07
16635	Deutsche Bank AG	BOCL European Warrants Oct 2009 A	0.250	3.20 per unit	2009/10/12	200,000,000	2009/04/07
16630	Deutsche Bank AG	CC Bank European Warrants Oct 2009 A	0.445	5.40 per unit	2009/10/12	200,000,000	2009/04/07
16631	Deutsche Bank AG	CC Bank European Warrants Oct 2009 B	0.265	6.40 per unit	2009/10/27	200,000,000	2009/04/07
16636	Deutsche Bank AG	China Life European Warrants Oct 2009 C	0.440	26.0000	2009/10/12	300,000,000	2009/04/07
16637	Deutsche Bank AG	China Life European Warrants Oct 2009 D	0.380	28.0000	2009/10/27	300,000,000	2009/04/07
16629	Deutsche Bank AG	HSI European Put Warrants Oct 2009 D	0.300	14,200 per 10,000 units	2009/10/29	300,000,000	2009/04/07
16633	Deutsche Bank AG	HSI European Warrants Oct 2009 A	0.250	13,800 per 10,000 units	2009/10/29	300,000,000	2009/04/07
16634	Deutsche Bank AG	HSI European Warrants Oct 2009 B	0.250	14,400 per 9,000 units	2009/10/29	300,000,000	2009/04/07
16632	Deutsche Bank AG	ICBC European Put Warrants Oct 2009	0.320	3 per unit	2009/10/12	200,000,000	2009/04/07
16638	KBC Fin Products Int'l Ltd.	Sinopec Euro Wts Oct 2009 E	0.480	5.488 per unit	2009/10/16	208,000,000	2009/04/07
16653	BNP Paribas Arbit Issu B.V.	BOCL European Wts Nov 2009 B	0.270	2.88 per unit	2009/11/03	200,000,000	2009/04/08
16655	BNP Paribas Arbit Issu B.V.	HSBC European Put Wts Aug 2010	0.250	55.80 per 100 units	2010/08/03	200,000,000	2009/04/08
16651	Deutsche Bank AG	Sinopec Corp European Warrants Oct 2009 B	0.520	6.20 per unit	2009/10/12	150,000,000	2009/04/08
16652	Deutsche Bank AG	A50 China European Put Wts Nov 2009	0.250	11.0000	2009/11/09	200,000,000	2009/04/08
16650	Deutsche Bank AG	HSCEI European Warrants Oct 2009	0.250	8,600 per 6,000 units	2009/10/29	200,000,000	2009/04/08
16654	Deutsche Bank AG	HSCEI European Put Warrants Oct 2009	0.250	7,200 per 6,000 units	2009/10/29	200,000,000	2009/04/08
16640	Macquarie Bank Ltd.	BOCL European Warrants Oct 2009	0.271	3 per unit	2009/10/29	150,000,000	2009/04/08
16644	Macquarie Bank Ltd.	BOCL European Put Warrants Oct 2009	0.311	2.20 per unit	2009/10/29	150,000,000	2009/04/08
16642	Macquarie Bank Ltd.	Ping An European Warrants Dec 2009	0.491	70.0000	2009/12/30	100,000,000	2009/04/08
16641	Macquarie Bank Ltd.	Tencent European Warrants Dec 2009	0.184	58.88 per 100 units	2009/12/21	150,000,000	2009/04/08
16643	SGA Societe Generale Acceptance N.V.	CCB Eur Wt Dec 2009 C	0.520	5.48 per unit	2009/12/21	150,000,000	2009/04/08
16645	SGA Societe Generale Acceptance N.V.	CLife Eu Wt Nov 2009C	0.340	29.8800	2009/11/16	250,000,000	2009/04/08
16646	SGA Societe Generale Acceptance N.V.	CTel Eu Wt Dec 2009 B	0.390	3.88 per unit	2009/12/07	150,000,000	2009/04/08
16647	SGA Societe Generale Acceptance N.V.	HSBC Eu Wt Nov 2009	0.550	49.0800	2009/11/16	200,000,000	2009/04/08

## Newly listed derivative warrants (continued)

Code	Issuer	Name of issue	Issue prices (HK\$)	Strike level/ Subscription price (HK\$) per 10 units	Subscription/ exercise period	Unit issued on initial listing	Listing date
16648	SGA Societe Generale Acceptance N.V.	HSBC Eu Wt Jan 2010 C	0.520	53.3800	2010/01/11	200,000,000	2009/04/08
16649	SGA Societe Generale Acceptance N.V.	ICBC Eu Wt Nov 2009 B	0.460	4.78 per unit	2009/11/09	150,000,000	2009/04/08
16656	ABN AMRO Bank N.V.	HKEx European Put Warrants Dec 2009 A	0.158	68.90 per 100 units	2009/12/21	300,000,000	2009/04/09
16668	ABN AMRO Bank N.V.	HSI European Put Warrants Jul 2009	0.194	14,600 per 12,000 units	2009/07/30	400,000,000	2009/04/09
16669	BNP Paribas Arbit Issu B.V.	BOCL European Wts Oct 2009	0.250	3.38 per unit	2009/10/12	200,000,000	2009/04/09
16670	BNP Paribas Arbit Issu B.V.	HSBC European Wts Dec 2010 A	0.150	53.68 per 93 units	2010/12/20	200,000,000	2009/04/09
16667	Deutsche Bank AG	HSI European Warrants Oct 2009 C	0.250	15,000 per 10,000 units	2009/10/29	300,000,000	2009/04/09
16671	Deutsche Bank AG	HSI European Put Warrants Oct 2009 E	0.330	14,800 per 10,000 units	2009/10/29	300,000,000	2009/04/09
16659	HK Bank	PetroChina European Warrants Nov 2010	0.250	5.6800	2010/11/11	180,000,000	2009/04/09
16660	HK Bank	PetroChina European Warrants Dec 2010	0.250	6.8800	2010/12/30	180,000,000	2009/04/09
16661	HK Bank	PetroChina European Warrants Jun 2011	0.250	7.8800	2011/06/22	180,000,000	2009/04/09
16657	Macquarie Bank Ltd.	BOCHK European Warrants Oct 2010 A	0.250	11.0000	2010/10/28	100,000,000	2009/04/09
16658	Macquarie Bank Ltd.	HSBC European Put Warrants Dec 2010	0.254	55 per 100 units	2010/12/30	100,000,000	2009/04/09
16664	CC Rabobank B.A.	A50 China European Warrants Jan 2010	0.250	11.6000	2010/01/29	100,000,000	2009/04/09
16665	CC Rabobank B.A.	A50 China European Put Warrants Nov 2009	0.250	10.8000	2009/11/27	100,000,000	2009/04/09
16662	CC Rabobank B.A.	HSI European Warrants Oct 2009 C	0.250	14,000 per 10,000 units	2009/10/29	108,000,000	2009/04/09
16663	CC Rabobank B.A.	HSI European Warrants Nov 2009 B	0.250	14,400 per 10,000 units	2009/11/27	108,000,000	2009/04/09
16666	CC Rabobank B.A.	HSI European Put Warrants Oct 2009 E	0.330	14,000 per 10,000 units	2009/10/29	108,000,000	2009/04/09
15994 #	ABN AMRO Bank N.V.	HSI European Put Warrants Jun 2009	0.109	14,000 per 10,000 units	2009/06/29	300,000,000	2009/04/09
16678	ABN AMRO Bank N.V.	HSI European Warrants Sep 2009 A	0.153	15,200 per 12,000 units	2009/09/29	300,000,000	2009/04/14
16672	BNP Paribas Arbit Issu B.V.	HSBC European Put Wts Oct 09 E	0.670	43.8000	2009/10/14	200,000,000	2009/04/14
16677	Deutsche Bank AG	HKEx European Warrants Dec 2009 A	0.250	78 per 100 units	2009/12/28	300,000,000	2009/04/14
16674	Goldman Sachs SP (Asia)	China Life Euro Wts Oct 2009 B	0.340	30.0000	2009/10/29	200,000,000	2009/04/14
16673	Goldman Sachs SP (Asia)	A50 China European Wts Dec 2009	0.250	12.5000	2009/12/30	200,000,000	2009/04/14
16675	Goldman Sachs SP (Asia)	HSI European Warrants Oct 2009 A	0.250	15,000 per 10,000 units	2009/10/29	200,000,000	2009/04/14
16676	Goldman Sachs SP (Asia)	HSI European Put Wts Nov 2009 A	0.250	15,000 per 14,000 units	2009/11/27	200,000,000	2009/04/14
16192 #	CC Rabobank B.A.	HSBC European Put Warrants Sep 2009 B	0.137	60 per 100 units	2009/09/29	300,000,000	2009/04/14
16695	ABN AMRO Bank N.V.	HSBC European Put Warrants Oct 2009	0.826	50.0000	2009/10/19	68,000,000	2009/04/15
16693	BNP Paribas Arbit Issu B.V.	HKEx European Wts Dec 2009 B	0.160	100 per 100 units	2009/12/02	300,000,000	2009/04/15
16698	BNP Paribas Arbit Issu B.V.	HKEx European Put Wts Nov 09 B	0.280	100 per 100 units	2009/11/03	300,000,000	2009/04/15
16692	BNP Paribas Arbit Issu B.V.	HSI European Wts Oct 2009 B	0.260	15,200 per 10,000 units	2009/10/29	300,000,000	2009/04/15
16696	BNP Paribas Arbit Issu B.V.	HSI Euro Put Wts Oct 2009 C	0.260	14,200 per 10,000 units	2009/10/29	300,000,000	2009/04/15
16697	BNP Paribas Arbit Issu B.V.	HSI Euro Put Wts Oct 2009 D	0.290	14,800 per 10,000 units	2009/10/29	300,000,000	2009/04/15
16683	Credit Suisse	A50 China European Put Warrants Dec 2009	0.250	10.8800	2009/12/14	200,000,000	2009/04/15
16694	Credit Suisse	HSBC European Put Warrants Sep 2010	0.150	50 per 93 units	2010/09/01	200,000,000	2009/04/15
16688	Deutsche Bank AG	CC Bank European Warrants Dec 2009 B	0.420	5.90 per unit	2009/12/07	200,000,000	2009/04/15
16690	Deutsche Bank AG	A50 China European Warrants Oct 2009 B	0.270	10.0000	2009/10/27	200,000,000	2009/04/15
16689	Deutsche Bank AG	HKEx European Warrants Dec 2009 B	0.150	95 per 100 units	2009/12/30	300,000,000	2009/04/15
16687	Deutsche Bank AG	HSI European Warrants Oct 2009 F	0.260	15,600 per 10,000 units	2009/10/29	300,000,000	2009/04/15
16691	Deutsche Bank AG	HSI European Put Warrants Oct 2009 G	0.300	15,400 per 11,000 units	2009/10/29	300,000,000	2009/04/15
16684	Macquarie Bank Ltd.	Sinopec Corp European Wts Oct 2009 C	0.649	6.80 per unit	2009/10/29	200,000,000	2009/04/15
16685	Macquarie Bank Ltd.	HKEx European Warrants Dec 2009 B	0.250	75 per 100 units	2009/12/30	250,000,000	2009/04/15
16686	Macquarie Bank Ltd.	HSCEI European Warrants Dec 2009 B	0.252	9,800 per 6,700 units	2009/12/30	200,000,000	2009/04/15



## Newly listed derivative warrants (continued)

Code	Issuer	Name of issue	Issue prices (HK\$)	Strike level/ Subscription price (HK\$) per 10 units	Subscription/ exercise period	Unit issued on initial listing	Listing date
16682	SGA Societe Generale Acceptance N.V.	CP&CC Eur Wt Aug 10A	0.174	5.3000	2010/08/23	300,000,000	2009/04/15
16679	SGA Societe Generale Acceptance N.V.	HSBC Eu Wt Jun 2010 A	0.157	47.111 per 93 units	2010/06/07	400,000,000	2009/04/15
16680	SGA Societe Generale Acceptance N.V.	HSBC Eu Wt Dec 2010	0.159	53.704 per 93 units	2010/12/20	400,000,000	2009/04/15
16681	SGA Societe Generale Acceptance N.V.	HSBC Eu Put Wt Nov09B	0.212	61.111 per 93 units	2009/11/25	400,000,000	2009/04/15
16404 #	Deutsche Bank AG	HSI European Put Warrants Jul 2009 I	0.116	13,400 per 10,000 units	2009/07/30	300,000,000	2009/04/15
16708	HK Bank	BOCL European Warrants Mar 2010 A	0.460	3.28 per unit	2010/03/12	180,000,000	2009/04/16
16709	HK Bank	China Life European Warrants Jan 2010	0.400	36.8800	2010/01/15	280,000,000	2009/04/16
16710	HK Bank	CNOOC European Warrants Mar 2010	0.250	10.1600	2010/03/12	280,000,000	2009/04/16
16711	HK Bank	ICBC European Warrants Jan 2010	0.800	5.38 per unit	2010/01/15	180,000,000	2009/04/16
16712	HK Bank	Zijin Mining European Warrants Aug 2010	0.250	5.8800	2010/08/12	180,000,000	2009/04/16
16700	Macquarie Bank Ltd.	Cheung Kong European Warrants Sep 2010	0.250	65 per 100 units	2010/09/29	300,000,000	2009/04/16
16699	Macquarie Bank Ltd.	A50 China European Warrants Dec 2009 B	0.250	12.0000	2009/12/30	200,000,000	2009/04/16
16702	Macquarie Bank Ltd.	HSI European Warrants Oct 2009 A	0.253	15,400 per 11,000 units	2009/10/29	250,000,000	2009/04/16
16701	Macquarie Bank Ltd.	Shimao Ppt European Warrants Mar 2010A	0.252	9.0000	2010/03/30	120,000,000	2009/04/16
16704	SGA Societe Generale Acceptance N.V.	BOCL Eu Wt Nov 2009 C	0.250	3.11 per unit	2009/11/16	200,000,000	2009/04/16
16705	SGA Societe Generale Acceptance N.V.	CCB Eur Wt Nov 2009 C	0.620	5.50 per unit	2009/11/30	100,000,000	2009/04/16
16706	SGA Societe Generale Acceptance N.V.	HKEx Eu Wt Nov 2009	0.151	100 per 100 units	2009/11/23	500,000,000	2009/04/16
16703	SGA Societe Generale Acceptance N.V.	HSCEI Eu Wt Nov 2009	0.250	9,600 per 5,100 units	2009/11/27	200,000,000	2009/04/16
16707	SGA Societe Generale Acceptance N.V.	HSCEI Eu Put Wt Nov 09	0.250	9,400 per 8,600 units	2009/11/27	200,000,000	2009/04/16
16713	SGA Societe Generale Acceptance N.V.	HSI Eur Wt Oct 2009 E	0.250	15,200 per 9,500 units	2009/10/29	300,000,000	2009/04/17
16714	SGA Societe Generale Acceptance N.V.	HSI Eur Wt Oct 2009 F	0.250	16,000 per 8,500 units	2009/10/29	300,000,000	2009/04/17
16717	SGA Societe Generale Acceptance N.V.	HSI Eu Put Wt Oct 09G	0.325	16,200 per 11,000 units	2009/10/29	300,000,000	2009/04/17
16718	SGA Societe Generale Acceptance N.V.	HSI Eu Put Wt Oct 09H	0.375	17,000 per 11,000 units	2009/10/29	300,000,000	2009/04/17
16715	SGA Societe Generale Acceptance N.V.	HWL Eur Wt Dec 2009	0.830	40.8800	2009/12/14	200,000,000	2009/04/17
16716	SGA Societe Generale Acceptance N.V.	ICBC Eu Wt Dec 2009 B	0.850	4 per unit	2009/12/14	150,000,000	2009/04/17
16719	UBS AG	A50 China European Warrants Jan 2010	0.250	11.8800	2010/01/18	500,000,000	2009/04/17
16720	UBS AG	A50 China European Warrants Mar 2010 A	0.250	12.8800	2010/03/29	500,000,000	2009/04/17
16721	UBS AG	A50 China European Put Warrants Oct 2009	0.250	10.8800	2009/10/27	500,000,000	2009/04/17
16731	Deutsche Bank AG	BOCL European Put Warrants Oct 2009	0.310	2.40 per unit	2009/10/27	100,000,000	2009/04/20
16727	Deutsche Bank AG	BOCL European Warrants Oct 2009 B	0.250	3.50 per unit	2009/10/27	150,000,000	2009/04/20
16729	KBC Fin Products Int'l Ltd.	HSI European Wts Nov 2009 A	0.250	16,200 per 9,400 units	2009/11/27	400,000,000	2009/04/20
16733	KBC Fin Products Int'l Ltd.	HSI Euro Put Wts Nov 2009 E	0.250	15,600 per 15,200 units	2009/11/27	400,000,000	2009/04/20
16728	KBC Fin Products Int'l Ltd.	HSI European Wts Oct 2009 H	0.250	15,800 per 9,200 units	2009/10/29	400,000,000	2009/04/20
16732	KBC Fin Products Int'l Ltd.	HSI Euro Put Wts Oct 2009 I	0.250	15,000 per 12,500 units	2009/10/29	400,000,000	2009/04/20
16722	UBS AG	China Coal European Warrants Jul 2011	0.250	8.8800	2011/07/25	300,000,000	2009/04/20
16723	UBS AG	CM Bank European Warrants Apr 2010	0.250	16.8800	2010/04/26	300,000,000	2009/04/20
16724	UBS AG	CM Bank European Warrants Dec 2010	0.250	20.8800	2010/12/20	300,000,000	2009/04/20
16725	UBS AG	China Shenhua European Warrants Oct 2010	0.250	26.8800	2010/10/04	300,000,000	2009/04/20
16726	UBS AG	HSBC European Put Warrants Sep 2010 A	0.150	50.05 per 93 units	2010/09/06	500,000,000	2009/04/20
16730	BOCI Asia Ltd.	China Life European Warrants Oct 2009	0.430	28.8800	2009/10/29	200,000,000	2009/04/21
16735	BOCI Asia Ltd.	HSI European Warrants Oct 2009	0.250	14,800 per 9,600 units	2009/10/29	200,000,000	2009/04/21
16734	BOCI Asia Ltd.	ICBC European Warrants Oct 2009	0.550	4.88 per unit	2009/10/29	100,000,000	2009/04/21
16737	Deutsche Bank AG	China Life European Warrants Dec 2009 C	0.260	38.0000	2009/12/28	300,000,000	2009/04/21



## Newly listed derivative warrants (continued)

Code	Issuer	Name of issue	Issue prices (HK\$)	Strike level/ Subscription price (HK\$) per 10 units	Subscription/ exercise period	Unit issued on initial listing	Listing date
16738	Deutsche Bank AG	CNOOC European Warrants Dec 2009 C	0.250	10.0000	2009/12/28	300,000,000	2009/04/21
16741	Deutsche Bank AG	A50 China European Warrants Mar 2010 A	0.250	12.8000	2010/03/08	300,000,000	2009/04/21
16739	Deutsche Bank AG	HKEx European Warrants Dec 2009 C	0.150	108 per 100 units	2009/12/21	300,000,000	2009/04/21
16742	Deutsche Bank AG	HSBC European Warrants Jun 2010 C	0.250	61.50 per 100 units	2010/06/14	300,000,000	2009/04/21
16746	Deutsche Bank AG	HSBC European Put Warrants Oct 2009 E	0.250	65 per 100 units	2009/10/27	200,000,000	2009/04/21
16736	Deutsche Bank AG	HSI European Warrants Oct 2009 H	0.250	16,200 per 10,000 units	2009/10/29	300,000,000	2009/04/21
16740	Deutsche Bank AG	HSI European Put Warrants Oct 2009 I	0.300	16,000 per 11,000 units	2009/10/29	300,000,000	2009/04/21
16758	Goldman Sachs SP (Asia)	HSCEI European Warrants Nov 2009	0.250	9,900 per 7,000 units	2009/11/27	200,000,000	2009/04/22
16762	Goldman Sachs SP (Asia)	HSCEI European Put Wts Nov 2009	0.250	8,800 per 8,500 units	2009/11/27	200,000,000	2009/04/22
16763	Goldman Sachs SP (Asia)	HSI European Put Wts Oct 2009	0.250	14,300 per 10,000 units	2009/10/29	200,000,000	2009/04/22
16759	Goldman Sachs SP (Asia)	HSI European Warrants Oct 2009 B	0.250	16,000 per 10,000 units	2009/10/29	200,000,000	2009/04/22
16744	J P Morgan SP BV	A50 China European Warrants Feb 2010 A	0.266	10.8800	2010/02/25	88,000,000	2009/04/22
16745	Macquarie Bank Ltd.	Bank of EA European Warrants Dec 2009	0.250	24.0000	2009/12/30	100,000,000	2009/04/22
16747	Macquarie Bank Ltd.	HSI European Put Warrants Oct 2009	0.250	15,200 per 10,000 units	2009/10/29	200,000,000	2009/04/22
16743	Macquarie Bank Ltd.	HSI European Warrants Oct 2009 B	0.250	16,200 per 8,700 units	2009/10/29	200,000,000	2009/04/22
16748	CC Rabobank B.A.	BOCL European Warrants Nov 2009 A	0.390	3.20 per unit	2009/11/27	80,000,000	2009/04/22
16749	CC Rabobank B.A.	CC Bank European Warrants Nov 2009	0.580	5.60 per unit	2009/11/27	80,000,000	2009/04/22
16750	CC Rabobank B.A.	Sinopec Corp European Warrants Nov 2009	0.850	6.80 per unit	2009/11/06	80,000,000	2009/04/22
16751	CC Rabobank B.A.	HKEx European Put Warrants May 2010	0.250	82 per 100 units	2010/05/20	200,000,000	2009/04/22
16754	CC Rabobank B.A.	HSBC European Warrants Jul 2010 A	0.160	58.222 per 93 units	2010/07/26	200,000,000	2009/04/22
16752	CC Rabobank B.A.	HSBC European Put Warrants Nov 2009	0.190	61.111 per 93 units	2009/11/25	200,000,000	2009/04/22
16753	CC Rabobank B.A.	HSBC European Put Warrants May 2010 A	0.250	66 per 100 units	2010/05/24	200,000,000	2009/04/22
16755	CC Rabobank B.A.	Hutchison European Warrants Dec 2009 A	0.660	46.0000	2009/12/30	50,000,000	2009/04/22
16756	CC Rabobank B.A.	ICBC European Warrants Nov 2009 B	0.600	5 per unit	2009/11/27	80,000,000	2009/04/22
16757	CC Rabobank B.A.	ICBC European Warrants Dec 2009 B	0.500	5.60 per unit	2009/12/30	80,000,000	2009/04/22
16433 <sup>#</sup>	Macquarie Bank Ltd.	ICBC European Put Warrants Sep 2009	0.096	2.80 per unit	2009/09/29	170,000,000	2009/04/22
16781	BNP Paribas Arbit Issu B.V.	Ch Mobile Euro Wts Dec 2010	0.250	83.80 per 100 units	2010/12/02	200,000,000	2009/04/23
16780	BNP Paribas Arbit Issu B.V.	HSCEI European Wts Oct 2009	0.250	9,400 per 8,000 units	2009/10/29	200,000,000	2009/04/23
16784	BNP Paribas Arbit Issu B.V.	HSCEI Euro Put Wts Oct 2009	0.250	9,000 per 8,000 units	2009/10/29	200,000,000	2009/04/23
16768	KBC Fin Products Int'l Ltd.	BOCL European Wts Nov 2009 D	0.250	3.398 per unit	2009/11/02	400,000,000	2009/04/23
16769	KBC Fin Products Int'l Ltd.	Ch Mobile Euro Wt Nov 2009	0.203	58.88 per 100 units	2009/11/23	438,000,000	2009/04/23
16770	KBC Fin Products Int'l Ltd.	Ch Mobile Euro Wt Apr 2010 A	0.150	70.88 per 100 units	2010/04/12	438,000,000	2009/04/23
16773	KBC Fin Products Int'l Ltd.	Ch Mobile Euro Wt Oct 2010	0.150	86.60 per 100 units	2010/10/08	438,000,000	2009/04/23
16775	KBC Fin Products Int'l Ltd.	CNOOC Euro Put Wts Nov 2009 B	0.150	7.9900	2009/11/09	400,000,000	2009/04/23
16774	KBC Fin Products Int'l Ltd.	Sinopec Euro Wts Aug 2010 A	0.194	5.3100	2010/08/23	438,000,000	2009/04/23
16778	KBC Fin Products Int'l Ltd.	A50 Ch Euro Wts Dec 2009	0.250	11.2800	2009/12/22	400,000,000	2009/04/23
16779	KBC Fin Products Int'l Ltd.	A50 Ch Euro Wts Jan 2010 A	0.250	12.7800	2010/01/18	400,000,000	2009/04/23
16776	KBC Fin Products Int'l Ltd.	HSBC European Wts May 2010 A	0.250	52 per 100 units	2010/05/03	400,000,000	2009/04/23
16777	KBC Fin Products Int'l Ltd.	HSBC Euro Put Wts Dec 2009 B	0.700	46.0000	2009/12/04	138,000,000	2009/04/23
16766	KBC Fin Products Int'l Ltd.	HSI European Wts Oct 2009 J	0.250	15,400 per 12,000 units	2009/10/29	400,000,000	2009/04/23
16767	KBC Fin Products Int'l Ltd.	HSI European Wts Oct 2009 K	0.250	16,600 per 10,200 units	2009/10/29	400,000,000	2009/04/23
16771	KBC Fin Products Int'l Ltd.	HSI Euro Put Wts Oct 2009 L	0.250	16,000 per 13,000 units	2009/10/29	400,000,000	2009/04/23
16772	KBC Fin Products Int'l Ltd.	HSI Euro Put Wts Oct 2009 M	0.250	16,800 per 15,500 units	2009/10/29	400,000,000	2009/04/23

## Newly listed derivative warrants (continued)

Code	Issuer	Name of issue	Issue prices (HK\$)	Strike level/ Subscription price (HK\$) per 10 units	Subscription/ exercise period	Unit issued on initial listing	Listing date
16760	SGA Societe Generale Acceptance N.V.	HSCEI Eu Wt Oct 2009A	0.250	10,400 per 5,400 units	2009/10/29	200,000,000	2009/04/23
16761	SGA Societe Generale Acceptance N.V.	HSCEI Eu Wt Oct 2009B	0.250	11,000 per 4,800 units	2009/10/29	200,000,000	2009/04/23
16764	SGA Societe Generale Acceptance N.V.	HSCEI Eu Put Wt Oct09C	0.250	10,200 per 10,000 units	2009/10/29	200,000,000	2009/04/23
16765	SGA Societe Generale Acceptance N.V.	HSCEI Eu Put Wt Oct09D	0.250	10,800 per 11,700 units	2009/10/29	200,000,000	2009/04/23
15188 #	SGA Societe Generale Acceptance N.V.	A50 Ch Eu Wt Jun09A	0.058	11.8800	2009/06/08	200,000,000	2009/04/23
16786	ABN AMRO Bank N.V.	BOCL European Put Warrants Oct 2009	0.254	2.38 per unit	2009/10/27	100,000,000	2009/04/24
16787	ABN AMRO Bank N.V.	HSI European Put Warrants Oct 2009 A	0.256	15,400 per 11,000 units	2009/10/29	400,000,000	2009/04/24
16789	ABN AMRO Bank N.V.	ICBC European Put Warrants Oct 2009	0.250	3.38 per unit	2009/10/27	100,000,000	2009/04/24
16785	ABN AMRO Bank N.V.	ICBC European Warrants Oct 2009 B	0.346	5.18 per unit	2009/10/29	100,000,000	2009/04/24
16783	Macquarie Bank Ltd.	China Mobile European Wts Apr 2010 A	0.150	70.88 per 100 units	2010/04/15	250,000,000	2009/04/24
16804	Macquarie Bank Ltd.	BOCHK European Warrants Oct 2010 B	0.250	14.0000	2010/10/28	150,000,000	2009/04/27
16791	Macquarie Bank Ltd.	China COSCO European Warrants May 2010	0.252	9.9900	2010/05/28	150,000,000	2009/04/27
16790	Macquarie Bank Ltd.	China Coal European Warrants Jun 2010	0.250	8.5000	2010/06/29	150,000,000	2009/04/27
16788	Macquarie Bank Ltd.	Cheung Kong European Warrants Oct 2009	0.654	90.0000	2009/10/29	100,000,000	2009/04/27
16793	Macquarie Bank Ltd.	China Shenhua European Wts Dec 2009	0.305	25.0000	2009/12/30	150,000,000	2009/04/27
16794	Macquarie Bank Ltd.	Henderson Land Dev Euro Wts Oct 2009	0.406	42.0000	2009/10/29	100,000,000	2009/04/27
16805	Macquarie Bank Ltd.	HSCEI European Put Warrants Nov 2009 A	0.250	8,800 per 6,200 units	2009/11/27	200,000,000	2009/04/27
16792	Macquarie Bank Ltd.	HSCEI European Put Warrants Nov 2009 A ICBC European Warrants Oct 2009	0.388	5 per unit	2009/10/29	100,000,000	2009/04/27
16796	Macquarie Bank Ltd.	ICBC European Put Warrants Oct 2009	0.256	3.40 per unit	2009/10/29	100,000,000	2009/04/27
16795	Macquarie Bank Ltd.	Yanzhou Coal European Wts Mar 2010	0.256	8.5000	2010/03/30	150,000,000	2009/04/27
16808	SGA Societe Generale Acceptance N.V.	CHALCO Eu Wt Nov 2009	0.151	7.2800	2009/11/16	200,000,000	2009/04/27
16797	SGA Societe Generale Acceptance N.V.	BOCL Eu Wt Oct 2009 D	0.250	3.24 per unit	2009/10/28	200,000,000	2009/04/27
16798	SGA Societe Generale Acceptance N.V.	CP&CC Eur Wt Nov 09 C	0.840	6.88 per unit	2009/11/18	100,000,000	2009/04/27
16799	SGA Societe Generale Acceptance N.V.	CP&CC Eur Wt Jun 10A	1.490	6.28 per unit	2010/06/07	100,000,000	2009/04/27
16806	SGA Societe Generale Acceptance N.V.	Shenhua Eu Wt Jan2010	0.500	26.8800	2010/01/18	150,000,000	2009/04/27
16807	SGA Societe Generale Acceptance N.V.	Datang Eu Wt Nov 2009	0.760	4.88 per unit	2009/11/30	80,000,000	2009/04/27
16800	SGA Societe Generale Acceptance N.V.	A50 Ch Eu Wt Dec 09 C	0.178	12.5000	2009/12/30	500,000,000	2009/04/27
16801	SGA Societe Generale Acceptance N.V.	Petch Eu Wt Oct 2009D	0.150	6.1800	2009/10/28	300,000,000	2009/04/27
16802	SGA Societe Generale Acceptance N.V.	Petch Eu Wt Dec 2010A	0.193	6.8800	2010/12/22	300,000,000	2009/04/27
16803	SGA Societe Generale Acceptance N.V.	Petch Eu Put Wt Nov09	0.169	6.9900	2009/11/16	300,000,000	2009/04/27
16666 #	CC Rabobank B.A.	HSI European Put Warrants Oct 2009 E	0.183	14,000 per 10,000 units	2009/10/29	200,000,000	2009/04/27
16814	ABN AMRO Bank N.V.	HSI European Warrants Oct 2009	0.250	14,200 per 11,000 units	2009/10/29	300,000,000	2009/04/28
16811	Deutsche Bank AG	BOCL European Warrants Nov 2009 B	0.260	3.80 per unit	2009/11/09	200,000,000	2009/04/28
16812	Deutsche Bank AG	CC Bank European Put Warrants Nov 2009	0.440	3.50 per unit	2009/11/02	150,000,000	2009/04/28
16813	Deutsche Bank AG	Sinopec Corp European Warrants Nov 2009 B	0.720	7 per unit	2009/11/02	200,000,000	2009/04/28
16782	Macquarie Bank Ltd.	Huaneng Power European Wts Jan 2010	0.151	6.2800	2010/01/18	200,000,000	2009/04/28
16809	SGA Societe Generale Acceptance N.V.	Ch Mob Eu Wt Nov 2009	0.151	75 per 100 units	2009/11/09	800,000,000	2009/04/28
16810	SGA Societe Generale Acceptance N.V.	HKEx Eu Put Wt Nov 09	0.251	95 per 100 units	2009/11/18	500,000,000	2009/04/28
16343 #	Macquarie Bank Ltd.	China Mobile European Wts Dec 2009	0.088	75 per 100 units	2009/12/30	200,000,000	2009/04/28
15838 #	Macquarie Bank Ltd.	China Unicom European Wts Dec 2009	0.078	13.0000	2009/12/30	150,000,000	2009/04/28
16818	Macquarie Bank Ltd.	CNOOC European Warrants Dec 2010	0.251	10.0000	2010/12/30	100,000,000	2009/04/29
16819	Macquarie Bank Ltd.	HSBC European Warrants Apr 2010	0.155	46.296 per 93 units	2010/04/19	100,000,000	2009/04/29
16815	Macquarie Bank Ltd.	MTRC European Warrants Feb 2010	0.252	24.0000	2010/02/25	200,000,000	2009/04/29

## Newly listed derivative warrants (continued)

Code	Issuer	Name of issue	Issue prices (HK\$)	Strike level/ Subscription price (HK\$) per 10 units	Subscription/ exercise period	Unit issued on initial listing	Listing date
16816	CC Rabobank B.A.	China Life European Warrants Nov 2009	0.450	30.0000	2009/11/20	80,000,000	2009/04/29
16820	CC Rabobank B.A.	China Life European Put Warrants Nov 2009	0.430	26.0000	2009/11/20	80,000,000	2009/04/29
16817	CC Rabobank B.A.	CM Bank European Warrants Dec 2009	0.330	16.4000	2009/12/04	80,000,000	2009/04/29
16835	ABN AMRO Bank N.V.	HKEx European Put Warrants Oct 2009	0.150	82 per 100 units	2009/10/12	300,000,000	2009/04/30
16830	J P Morgan SP BV	BEA European Warrants Nov 2009	0.256	20.8800	2009/11/27	88,000,000	2009/04/30
16832	J P Morgan SP BV	China Unicom European Warrants Dec 2009	0.251	9.8800	2009/12/30	108,000,000	2009/04/30
16831	J P Morgan SP BV	CM Bank European Warrants Mar 2010	0.267	18.8800	2010/03/30	88,000,000	2009/04/30
16833	J P Morgan SP BV	Ping An European Warrants Jun 2010	0.157	53.08 per 100 units	2010/06/29	188,000,000	2009/04/30
16834	J P Morgan SP BV	Yanzhou Coal European Warrants Jun 2010A	0.253	9.8800	2010/06/29	188,000,000	2009/04/30
16826	CC Rabobank B.A.	HSI European Warrants Sep 2009 C	0.165	15,200 per 12,000 units	2009/09/29	120,000,000	2009/04/30
16827	CC Rabobank B.A.	HSI European Warrants Sep 2009 D	0.189	14,800 per 10,000 units	2009/09/29	120,000,000	2009/04/30
16828	CC Rabobank B.A.	HSI European Put Warrants Oct 2009 F	0.250	14,800 per 10,000 units	2009/10/29	120,000,000	2009/04/30
16829	CC Rabobank B.A.	HSI European Put Warrants Oct 2009 G	0.250	15,200 per 10,000 units	2009/10/29	120,000,000	2009/04/30
16821	SGA Societe Generale Acceptance N.V.	BOCL Eu Wt Feb 2010	0.290	3.38 per unit	2010/02/08	150,000,000	2009/04/30
16822	SGA Societe Generale Acceptance N.V.	BOCL Eu Wt Mar 2010 A	0.450	2.88 per unit	2010/03/03	150,000,000	2009/04/30
16823	SGA Societe Generale Acceptance N.V.	CNOOC Eu Wt Mar 2010A	0.150	10.1600	2010/03/08	300,000,000	2009/04/30
16824	SGA Societe Generale Acceptance N.V.	CNOOC Eu Wt Jun 2010A	0.250	7.8000	2010/06/23	300,000,000	2009/04/30
16825	SGA Societe Generale Acceptance N.V.	HSBC Eu Put Wt Aug10A	0.180	55.80 per 100 units	2010/08/02	400,000,000	2009/04/30
16838	J P Morgan SP BV	China Life European Warrants Aug 2009	0.227	30.0000	2009/08/31	188,000,000	2009/05/04
16837	J P Morgan SP BV	HSBC European Warrants Dec 2010 A	0.161	53.75 per 93 units	2010/12/20	388,000,000	2009/05/04
16836	Macquarie Bank Ltd.	Datang European Warrants Nov 2009 B	0.314	4.99 per unit	2009/11/17	40,000,000	2009/05/04
16850	Deutsche Bank AG	WISE CSI European Put Warrants Nov 2009	0.410	25.0000	2009/11/09	200,000,000	2009/05/05
16846	Deutsche Bank AG	WISE CSI European Warrants Nov 2009 A	0.450	28.0000	2009/11/09	200,000,000	2009/05/05
16847	Deutsche Bank AG	WISE CSI European Warrants Nov 2009 B	0.360	31.0000	2009/11/16	200,000,000	2009/05/05
16848	Deutsche Bank AG	WISE CSI European Warrants Nov 2009 C	0.490	25.5000	2009/11/30	200,000,000	2009/05/05
16854	KBC Fin Products Int'l Ltd.	BOCL European Wts Dec 2009 A	0.250	3.18 per unit	2009/12/15	400,000,000	2009/05/05
16855	KBC Fin Products Int'l Ltd.	HSI European Wts Nov 2009 B	0.250	11,800 per 16,000 units	2009/11/27	400,000,000	2009/05/05
16856	KBC Fin Products Int'l Ltd.	HSI European Wts Nov 2009 C	0.250	12,800 per 13,500 units	2009/11/27	400,000,000	2009/05/05
16842	Macquarie Bank Ltd.	Angang Steel European Wts Dec 2009 A	0.252	10.0000	2009/12/30	150,000,000	2009/05/05
16843	Macquarie Bank Ltd.	CNBM European Warrants Jan 2010	0.250	19.9900	2010/01/28	100,000,000	2009/05/05
16844	Macquarie Bank Ltd.	Dongfeng Motor European Wts Sep 2010	0.250	5.0000	2010/09/29	100,000,000	2009/05/05
16845	Macquarie Bank Ltd.	Jiangxi Copper European Wts Jan 2010	0.252	10.0000	2010/01/28	150,000,000	2009/05/05
16839	CC Rabobank B.A.	WISE CSI European Warrants Dec 2009 A	0.690	26.0000	2009/12/08	50,000,000	2009/05/05
16840	CC Rabobank B.A.	WISE CSI European Warrants Dec 2009 B	0.550	30.0000	2009/12/08	50,000,000	2009/05/05
16841	CC Rabobank B.A.	WISE CSI European Warrants Dec 2009 C	0.440	34.0000	2009/12/08	50,000,000	2009/05/05
16857	Standard Bank PLC	CC Bank European Warrants Dec 2009	0.470	4.98 per unit	2009/12/21	100,000,000	2009/05/05
16851	UBS AG	WISE CSI European Warrants Nov 2009	0.250	26.8800	2009/11/30	150,000,000	2009/05/05
16852	UBS AG	WISE CSI European Warrants Jan 2010	0.250	28.8800	2010/01/25	150,000,000	2009/05/05
16853	UBS AG	WISE CSI European Warrants Apr 2010 A	0.250	30.8800	2010/04/26	150,000,000	2009/05/05
16849	UBS AG	SHK Ppt European Warrants Nov 2009	0.420	93.8800	2009/11/30	300,000,000	2009/05/05
16861	Deutsche Bank AG	CC Bank European Warrants Nov 2009	0.590	4.40 per unit	2009/11/30	200,000,000	2009/05/06
16860	Deutsche Bank AG	China Life European Warrants Nov 2009 C	0.550	24.0000	2009/11/23	300,000,000	2009/05/06
16864	Deutsche Bank AG	China Life European Put Wts Nov 2009 D	0.260	22.0000	2009/11/09	300,000,000	2009/05/06

## Newly listed derivative warrants (continued)

Code	Issuer	Name of issue	Issue prices (HK\$)	Strike level/ Subscription price (HK\$) per 10 units	Subscription/ exercise period	Unit issued on initial listing	Listing date
10869	Deutsche Bank AG	DJIA European Warrants Dec 2009 C	0.250	8,500 per 40,000 units	2009/12/21	200,000,000	2009/05/06
10873	Deutsche Bank AG	DJIA European Put Warrants Dec 2009 D	0.280	8,000 per 40,000 units	2009/12/21	200,000,000	2009/05/06
10871	Deutsche Bank AG	Nikkei 225 Index European Wts Dec 2009 A	0.250	9,500 per 400 units	2009/12/11	150,000,000	2009/05/06
10875	Deutsche Bank AG	Nikkei 225 Index Euro Put Wts Dec 2009 B	0.270	8,000 per 400 units	2009/12/11	150,000,000	2009/05/06
16858	Macquarie Bank Ltd.	China Bluechem European Warrants Nov09	0.469	5.30 per unit	2009/11/27	80,000,000	2009/05/06
16859	Macquarie Bank Ltd.	SHK Ppt European Warrants Apr 2010	0.953	100.0000	2010/04/29	100,000,000	2009/05/06
16002 #	ABN AMRO Bank N.V.	HKEx European Put Warrants Sep 2009	0.050	67 per 100 units	2009/09/15	200,000,000	2009/05/06
15994 #	ABN AMRO Bank N.V.	HSI European Put Warrants Jun 2009	0.069	14,000 per 10,000 units	2009/06/29	300,000,000	2009/05/06
16862	ABN AMRO Bank N.V.	CC Bank European Put Warrants Nov 2009	0.456	3.68 per unit	2009/11/20	100,000,000	2009/05/07
16865	BNP Paribas Arbit Issu B.V.	HSI European Wts Nov 2009 D	0.260	14,600 per 10,000 units	2009/11/27	300,000,000	2009/05/07
16869	BNP Paribas Arbit Issu B.V.	HSI Euro Put Wts Nov 2009 B	0.250	15,200 per 12,000 units	2009/11/27	300,000,000	2009/05/07
16866	Deutsche Bank AG	Cheung Kong European Put Wts Dec 2009	0.150	68.88 per 100 units	2009/12/21	200,000,000	2009/05/07
16867	Deutsche Bank AG	HKEx European Warrants Dec 2009 D	0.150	88.88 per 100 units	2009/12/21	200,000,000	2009/05/07
16863	Macquarie Bank Ltd.	WISE CSI European Warrants Nov 2009	0.285	30.0000	2009/11/27	200,000,000	2009/05/07
16868	Merrill Lynch Int'l & Co. C.V.	China Life Eu Wt Nov 2009	0.300	29.9900	2009/11/09	180,000,000	2009/05/07
16870	Merrill Lynch Int'l & Co. C.V.	China Life Eu Wt Dec 2009	0.206	33.3900	2009/12/07	180,000,000	2009/05/07
16871	Merrill Lynch Int'l & Co. C.V.	China Life Eu Wt May 2010 A	0.700	23.9900	2010/05/28	180,000,000	2009/05/07
16872	Merrill Lynch Int'l & Co. C.V.	Ch Life Eur Put Wt Nov 2009	0.290	22.9900	2009/11/30	180,000,000	2009/05/07
16882	Merrill Lynch Int'l & Co. C.V.	HKEx Euro Wts Oct 2010	0.250	75.99 per 100 units	2010/10/04	300,000,000	2009/05/07
16883	Merrill Lynch Int'l & Co. C.V.	HKEx Euro Wts Dec 2010	0.250	85.99 per 100 units	2010/12/06	300,000,000	2009/05/07
16874	Merrill Lynch Int'l & Co. C.V.	HKEx Eur Put Wts Apr 2010 A	0.260	91.99 per 100 units	2010/04/19	300,000,000	2009/05/07
16875	Merrill Lynch Int'l & Co. C.V.	HKEx Eur Put Wts May 2010	0.213	81.99 per 100 units	2010/05/17	300,000,000	2009/05/07
16876	Merrill Lynch Int'l & Co. C.V.	HKEx Eur Put Wts Oct 2010	0.178	69.99 per 100 units	2010/10/04	300,000,000	2009/05/07
16873	Merrill Lynch Int'l & Co. C.V.	HKEx Euro Wts Jan 2010 B	0.280	63.99 per 100 units	2010/01/25	300,000,000	2009/05/07
16880	Merrill Lynch Int'l & Co. C.V.	HSBC Euro Wts Mar 2010	0.162	41.70 per 93 units	2010/03/29	300,000,000	2009/05/07
16881	Merrill Lynch Int'l & Co. C.V.	HSBC Euro Put Wt Nov 2009 B	0.420	40.9900	2009/11/09	300,000,000	2009/05/07
16877	Merrill Lynch Int'l & Co. C.V.	PetroChina Eu Wt Mar 2010 A	0.153	6.2900	2010/03/29	180,000,000	2009/05/07
16878	Merrill Lynch Int'l & Co. C.V.	PetroChina Eu Wt Jun 2011	0.157	7.8900	2011/06/20	180,000,000	2009/05/07
16879	Merrill Lynch Int'l & Co. C.V.	PetroChina Eu Put Wt Dec 10	0.227	6.5100	2010/12/23	180,000,000	2009/05/07
15936 #	Deutsche Bank AG	HSI European Put Warrants Jul 2009 E	0.095	15,200 per 12,000 units	2009/07/30	300,000,000	2009/05/07
16080 #	KBC Fin Products Int'l Ltd.	HSI Euro Put Wts Jul 2009 F	0.062	14,800 per 16,600 units	2009/07/30	600,000,000	2009/05/07
16898	Deutsche Bank AG	HKEx European Put Warrants Nov 2009A	0.250	98 per 100 units	2009/11/09	200,000,000	2009/05/08
10874	Goldman Sachs SP (Asia)	MSCI Taiwan Idx Eur Wt Nov 2009	0.370	260 per 500 units	2009/11/27	120,000,000	2009/05/08
16884	Macquarie Bank Ltd.	CITIC Bank European Warrants Dec 2009C	0.389	4.40 per unit	2009/12/30	100,000,000	2009/05/08
16885	Merrill Lynch Int'l & Co. C.V.	BOCL European Wts Jan 2010A	0.330	3.09 per unit	2010/01/25	200,000,000	2009/05/08
16891	Merrill Lynch Int'l & Co. C.V.	BOCL European Put Wts Dec09	0.320	2.49 per unit	2009/12/21	200,000,000	2009/05/08
16892	Merrill Lynch Int'l & Co. C.V.	Ch Mobile Eu Put Wt Dec 09	0.174	77.99 per 100 units	2009/12/07	300,000,000	2009/05/08
16893	Merrill Lynch Int'l & Co. C.V.	Ch Mobile Eu Put Wt Apr 10	0.151	64.99 per 100 units	2010/04/19	300,000,000	2009/05/08
16886	Merrill Lynch Int'l & Co. C.V.	Ch Mobile Eur Wt Sep 2010 B	0.153	64.99 per 100 units	2010/09/27	300,000,000	2009/05/08
16887	Merrill Lynch Int'l & Co. C.V.	HS Bank Euro Wts Mar 2010	0.150	89.99 per 100 units	2010/03/29	200,000,000	2009/05/08
16894	Merrill Lynch Int'l & Co. C.V.	HS Bank Euro Put Wts May 10	0.255	83.99 per 100 units	2010/05/24	200,000,000	2009/05/08
16888	Merrill Lynch Int'l & Co. C.V.	Hutchison Euro Wts Jan 2010	0.570	48.9900	2010/01/04	200,000,000	2009/05/08
16895	Merrill Lynch Int'l & Co. C.V.	Hutchison Euro Put Wts Jan10	0.730	39.9900	2010/01/25	200,000,000	2009/05/08

## Newly listed derivative warrants (continued)

Code	Issuer	Name of issue	Issue prices (HK\$)	Strike level/ Subscription price (HK\$) per 10 units	Subscription/ exercise period	Unit issued on initial listing	Listing date
16889	Merrill Lynch Int'l & Co. C.V.	ICBC European Wts Nov 2009	0.500	4.89 per unit	2009/11/30	200,000,000	2009/05/08
16896	Merrill Lynch Int'l & Co. C.V.	ICBC European Put Wts Nov09	0.216	3.39 per unit	2009/11/02	200,000,000	2009/05/08
16890	Merrill Lynch Int'l & Co. C.V.	SHK Ppt Euro Wts Dec 2009	0.150	74.99 per 100 units	2009/12/28	200,000,000	2009/05/08
16897	Merrill Lynch Int'l & Co. C.V.	SHK Ppt Euro Put Wts Jan10	0.680	58.9900	2010/01/25	200,000,000	2009/05/08
16520 #	Macquarie Bank Ltd.	HSI European Put Warrants Sep 2009 B	0.094	14,400 per 13,500 units	2009/09/29	300,000,000	2009/05/08
15090 #	Deutsche Bank AG	HKEx European Put Warrants Oct 2009	0.095	87 per 100 units	2009/10/19	200,000,000	2009/05/08
16907	ABN AMRO Bank N.V.	HKEx European Warrants Nov 2009 A	0.250	93.88 per 100 units	2009/11/30	300,000,000	2009/05/11
16900	BNP Paribas Arbit Issu B.V.	HSI European Wts Nov 2009 E	0.250	16,000 per 11,000 units	2009/11/27	300,000,000	2009/05/11
16899	BNP Paribas Arbit Issu B.V.	HSI Euro Put Wts Nov 2009 C	0.260	15,800 per 12,000 units	2009/11/27	300,000,000	2009/05/11
16903	Deutsche Bank AG	CNOOC European Put Warrants Nov 2009 B	0.160	9.0000	2009/11/09	100,000,000	2009/05/11
16901	Deutsche Bank AG	HSI European Warrants Nov 2009 A	0.250	16,800 per 10,000 units	2009/11/27	300,000,000	2009/05/11
16902	Deutsche Bank AG	HSI European Warrants Dec 2009 A	0.250	17,400 per 10,000 units	2009/12/30	300,000,000	2009/05/11
16905	Deutsche Bank AG	HSI European Put Warrants Nov 2009 D	0.310	16,400 per 10,000 units	2009/11/27	300,000,000	2009/05/11
16904	Deutsche Bank AG	ICBC European Put Warrants Nov 2009	0.680	4.50 per unit	2009/11/16	100,000,000	2009/05/11
16906	Deutsche Bank AG	PetroChina European Put Wts Oct 2009	0.150	7.4500	2009/10/12	100,000,000	2009/05/11
16908	Goldman Sachs SP (Asia)	HSI European Put Wts Nov 2009 B	0.250	16,000 per 11,000 units	2009/11/27	200,000,000	2009/05/11
16333 #	Macquarie Bank Ltd.	CC Bank European Put Warrants Sep 2009	0.230	3.80 per unit	2009/09/29	100,000,000	2009/05/11
16940	ABN AMRO Bank N.V.	HKEx European Put Warrants Nov 2009 C	0.190	95 per 100 units	2009/11/11	300,000,000	2009/05/12
16920	ABN AMRO Bank N.V.	HSI European Warrants Sep 2009 B	0.167	17,000 per 10,000 units	2009/09/29	400,000,000	2009/05/12
16921	ABN AMRO Bank N.V.	HSI European Put Warrants Oct 2009 B	0.192	16,200 per 11,000 units	2009/10/29	400,000,000	2009/05/12
16933	BNP Paribas Arbit Issu B.V.	CC Bank Euro Wts Oct 2009	0.480	5.39 per unit	2009/10/05	200,000,000	2009/05/12
16934	BNP Paribas Arbit Issu B.V.	ICBC European Wts Nov 2009	0.410	5.68 per unit	2009/11/23	200,000,000	2009/05/12
16930	Credit Suisse	HKEx European Warrants Dec 2009	0.230	88.88 per 100 units	2009/12/21	300,000,000	2009/05/12
16929	Credit Suisse	HKEx European Put Warrants Nov 2009 A	0.150	88.88 per 100 units	2009/11/30	300,000,000	2009/05/12
16928	Credit Suisse	ICBC European Warrants Nov 2009 B	0.250	5.88 per unit	2009/11/16	100,000,000	2009/05/12
16931	Deutsche Bank AG	HKEx European Warrants Mar 2010 A	0.250	118 per 100 units	2010/03/02	200,000,000	2009/05/12
16909	HK Bank	CHALCO European Warrants Feb 2010	0.250	7.6800	2010/02/22	280,000,000	2009/05/12
16910	HK Bank	China Shenhua European Warrants Jan 2010	0.560	28.2800	2010/01/20	280,000,000	2009/05/12
16911	HK Bank	Jiangxi Copper European Warrants Jan 2010	0.250	12.2800	2010/01/20	280,000,000	2009/05/12
16912	HK Bank	Yanzhou Coal European Warrants Jan 2010	0.250	9.8800	2010/01/20	280,000,000	2009/05/12
16935	KBC Fin Products Int'l Ltd.	China Life Eur Put Wt Nov 09 B	0.270	24.8800	2009/11/16	348,000,000	2009/05/12
16936	KBC Fin Products Int'l Ltd.	CNOOC European Wts Mar 2010	0.250	10.1800	2010/03/15	400,000,000	2009/05/12
16939	KBC Fin Products Int'l Ltd.	HSCEI Euro Wts Dec 2009 C	0.250	10,200 per 7,500 units	2009/12/30	400,000,000	2009/05/12
16938	KBC Fin Products Int'l Ltd.	ICBC Euro Put Wts Dec 2009	0.520	4.08 per unit	2009/12/01	188,000,000	2009/05/12
16937	KBC Fin Products Int'l Ltd.	ICBC Euro Put Wts Nov 2009 D	0.950	4.88 per unit	2009/11/12	103,000,000	2009/05/12
16913	Macquarie Bank Ltd.	CC Bank European Warrants Dec 2009	0.826	5 per unit	2009/12/30	100,000,000	2009/05/12
16917	Macquarie Bank Ltd.	CC Bank European Put Warrants Dec 2009	0.603	4.20 per unit	2009/12/30	100,000,000	2009/05/12
16914	Macquarie Bank Ltd.	CM Bank European Warrants Jan 2010 A	0.252	18.0000	2010/01/28	300,000,000	2009/05/12
16915	Macquarie Bank Ltd.	CM Bank European Put Warrants Dec 2009	0.253	14.0000	2009/12/30	300,000,000	2009/05/12
16916	Macquarie Bank Ltd.	CNOOC European Warrants Mar 2011	0.271	11.0000	2011/03/30	100,000,000	2009/05/12
16919	Macquarie Bank Ltd.	HSI European Put Warrants Nov 2009 A	0.250	16,000 per 10,300 units	2009/11/27	300,000,000	2009/05/12
16918	Macquarie Bank Ltd.	HSI European Warrants Dec 2009 G	0.250	17,000 per 10,000 units	2009/12/30	300,000,000	2009/05/12
16932	Standard Bank PLC	CNOOC European Put Warrants May 2010	0.250	8.5800	2010/05/26	200,000,000	2009/05/12

## Newly listed derivative warrants (continued)

Code	Issuer	Name of issue	Issue prices (HK\$)	Strike level/ Subscription price (HK\$) per 10 units	Subscription/ exercise period	Unit issued on initial listing	Listing date
16924	SGA Societe Generale Acceptance N.V.	Ch Mob Eu Wt Apr 10 A	0.150	78.88 per 100 units	2010/04/21	800,000,000	2009/05/12
16922	SGA Societe Generale Acceptance N.V.	CCB Eur Wt Dec 2009 D	0.465	5.88 per unit	2009/12/07	100,000,000	2009/05/12
16923	SGA Societe Generale Acceptance N.V.	CLife Eu Wt Nov 2009D	0.300	35.0800	2009/11/18	250,000,000	2009/05/12
16925	SGA Societe Generale Acceptance N.V.	HSI Eur Wt Nov 2009 A	0.250	17,200 per 8,700 units	2009/11/27	300,000,000	2009/05/12
16926	SGA Societe Generale Acceptance N.V.	HSI Eur Wt Nov 2009 B	0.250	18,000 per 7,700 units	2009/11/27	300,000,000	2009/05/12
16927	SGA Societe Generale Acceptance N.V.	HSI Eur Wt Nov 2009 C	0.250	18,800 per 7,200 units	2009/11/27	300,000,000	2009/05/12
16165 #	Credit Suisse	HKEEx European Put Warrants Oct 2009	0.063	81.99 per 100 units	2009/10/05	200,000,000	2009/05/12
16943	Barclays Bank plc	HSI European Put Warrants Oct 2009	0.178	15,200 per 10,000 units	2009/10/29	500,000,000	2009/05/13
16944	Deutsche Bank AG	HKEEx European Put Warrants Nov 2009 B	0.270	110 per 100 units	2009/11/16	150,000,000	2009/05/13
16941	Macquarie Bank Ltd.	HKEEx European Warrants Sep 2010	0.252	120 per 100 units	2010/09/29	300,000,000	2009/05/13
16942	SGA Societe Generale Acceptance N.V.	HSBC Eu Put Wt Aug10B	0.253	68.88 per 100 units	2010/08/25	400,000,000	2009/05/13
17001	ABN AMRO Bank N.V.	BOCL European Warrants Nov 2009	0.288	3.30 per unit	2009/11/16	150,000,000	2009/05/14
16997	ABN AMRO Bank N.V.	China Life European Warrants Nov 2009 C	0.345	32.8800	2009/11/23	200,000,000	2009/05/14
17002	ABN AMRO Bank N.V.	China Life European Put Wts Nov 2009 E	0.301	26.2800	2009/11/16	200,000,000	2009/05/14
16996	BNP Paribas Arbit Issu B.V.	HSI European Wts Nov 2009 F	0.260	16,800 per 11,000 units	2009/11/27	300,000,000	2009/05/14
17000	BNP Paribas Arbit Issu B.V.	HSI Euro Put Wts Nov 2009 G	0.250	16,600 per 12,000 units	2009/11/27	300,000,000	2009/05/14
17003	Deutsche Bank AG	China Life European Put Wts Nov 2009 E	0.460	28.0000	2009/11/23	200,000,000	2009/05/14
17004	Deutsche Bank AG	CNOOC European Warrants Mar 2010	0.250	11.0000	2010/03/29	200,000,000	2009/05/14
17005	Deutsche Bank AG	HKEEx European Warrants Mar 2010 B	0.250	130 per 100 units	2010/03/16	200,000,000	2009/05/14
17008	Deutsche Bank AG	HKEEx European Put Warrants Dec 2009 F	0.270	120 per 100 units	2009/12/28	200,000,000	2009/05/14
17006	Deutsche Bank AG	HSBC European Warrants May 2010 A	0.250	54 per 100 units	2010/05/10	200,000,000	2009/05/14
17007	Deutsche Bank AG	HSBC European Put Warrants Mar 2010	0.270	80 per 100 units	2010/03/01	200,000,000	2009/05/14
16994	Deutsche Bank AG	HSI European Warrants Nov 2009 B	0.250	18,000 per 10,000 units	2009/11/27	300,000,000	2009/05/14
16995	Deutsche Bank AG	HSI European Warrants Nov 2009 C	0.250	18,600 per 9,000 units	2009/11/27	300,000,000	2009/05/14
16998	Deutsche Bank AG	HSI European Put Warrants Nov 2009 E	0.310	17,000 per 10,000 units	2009/11/27	300,000,000	2009/05/14
16999	Deutsche Bank AG	HSI European Put Warrants Nov 2009 F	0.340	17,600 per 10,000 units	2009/11/27	300,000,000	2009/05/14
16968	HK Bank	HSCEI European Warrants Dec 2009 C	0.250	9,800 per 7,500 units	2009/12/30	380,000,000	2009/05/14
16969	HK Bank	HSCEI European Warrants Dec 2009 D	0.250	10,800 per 6,000 units	2009/12/30	380,000,000	2009/05/14
16970	HK Bank	HSCEI European Warrants Dec 2009 E	0.250	11,800 per 5,000 units	2009/12/30	380,000,000	2009/05/14
16972	HK Bank	HSCEI European Warrants Dec 2009 F	0.250	12,800 per 4,500 units	2009/12/30	380,000,000	2009/05/14
16979	HK Bank	HSCEI European Put Warrants Dec 2009 G	0.250	7,800 per 5,000 units	2009/12/30	380,000,000	2009/05/14
16980	HK Bank	HSCEI European Put Warrants Dec 2009 H	0.250	8,800 per 6,500 units	2009/12/30	380,000,000	2009/05/14
16981	HK Bank	HSCEI European Put Warrants Dec 2009 I	0.250	9,800 per 8,500 units	2009/12/30	380,000,000	2009/05/14
16973	HK Bank	HSI European Warrants Dec 2009 F	0.250	16,800 per 11,500 units	2009/12/30	380,000,000	2009/05/14
16974	HK Bank	HSI European Warrants Dec 2009 G	0.250	17,800 per 10,000 units	2009/12/30	380,000,000	2009/05/14
16975	HK Bank	HSI European Warrants Dec 2009 H	0.250	18,800 per 8,800 units	2009/12/30	380,000,000	2009/05/14
16976	HK Bank	HSI European Warrants Dec 2009 I	0.250	19,800 per 7,800 units	2009/12/30	380,000,000	2009/05/14
16977	HK Bank	HSI European Warrants Dec 2009 J	0.250	20,800 per 6,800 units	2009/12/30	380,000,000	2009/05/14
16978	HK Bank	HSI European Warrants Dec 2009 K	0.250	22,800 per 6,000 units	2009/12/30	380,000,000	2009/05/14
16982	HK Bank	HSI European Put Warrants Dec 2009 L	0.250	12,800 per 6,800 units	2009/12/30	380,000,000	2009/05/14
16983	HK Bank	HSI European Put Warrants Dec 2009 M	0.250	13,800 per 7,800 units	2009/12/30	380,000,000	2009/05/14
16984	HK Bank	HSI European Put Warrants Dec 2009 N	0.250	14,800 per 9,800 units	2009/12/30	380,000,000	2009/05/14
16985	HK Bank	HSI European Put Warrants Dec 2009 O	0.250	15,800 per 11,800 units	2009/12/30	380,000,000	2009/05/14



## Newly listed derivative warrants (continued)

Code	Issuer	Name of issue	Issue prices (HK\$)	Strike level/ Subscription price (HK\$) per 10 units	Subscription/ exercise period	Unit issued on initial listing	Listing date
16986	HK Bank	HSI European Put Warrants Dec 2009 P	0.250	16,800 per 13,800 units	2009/12/30	380,000,000	2009/05/14
16945	Macquarie Bank Ltd.	BOCL European Warrants Nov 2009	0.255	3.60 per unit	2009/11/27	150,000,000	2009/05/14
16946	Macquarie Bank Ltd.	BankComm European Warrants Sep 2010	0.250	6.5000	2010/09/29	250,000,000	2009/05/14
16950	Macquarie Bank Ltd.	China Tel European Warrants Nov 2009	0.424	4.60 per unit	2009/11/27	100,000,000	2009/05/14
16947	Macquarie Bank Ltd.	CC Bank European Warrants Nov 2009	0.493	6 per unit	2009/11/27	100,000,000	2009/05/14
16951	Macquarie Bank Ltd.	CNOOC European Put Warrants Jun 2010	0.262	9.0000	2010/06/29	250,000,000	2009/05/14
16948	Macquarie Bank Ltd.	China Railway European Wts Sep 2010	0.250	6.0000	2010/09/29	250,000,000	2009/05/14
16949	Macquarie Bank Ltd.	China Shenhua European Wts Mar 2010	0.576	30.0000	2010/03/30	250,000,000	2009/05/14
16952	Macquarie Bank Ltd.	Hang Seng Bank European Wts Dec 2010 B	0.264	100 per 100 units	2010/12/30	500,000,000	2009/05/14
16955	Macquarie Bank Ltd.	HSCEI European Put Warrants Nov 2009 B	0.250	9,800 per 6,800 units	2009/11/27	200,000,000	2009/05/14
16956	Macquarie Bank Ltd.	HSI European Warrants Jan 2010	0.250	18,000 per 10,300 units	2010/01/28	300,000,000	2009/05/14
16957	Macquarie Bank Ltd.	HSI European Put Warrants Nov 2009 B	0.250	16,800 per 11,500 units	2009/11/27	300,000,000	2009/05/14
16953	Macquarie Bank Ltd.	New World Dev European Wts Apr 2010	0.250	14.0000	2010/04/29	200,000,000	2009/05/14
16954	Macquarie Bank Ltd.	PetroChina European Wts Nov 2009	0.594	10 per unit	2009/11/27	150,000,000	2009/05/14
16962	SGA Societe Generale Acceptance N.V.	CNOOC Eu Wt Dec 2010	0.253	11.3800	2010/12/08	400,000,000	2009/05/14
16958	SGA Societe Generale Acceptance N.V.	CP&CC Eur Wt Dec 09 E	0.700	7.88 per unit	2009/12/02	100,000,000	2009/05/14
16959	SGA Societe Generale Acceptance N.V.	CP&CC Eu Put Wt Jan10	0.253	8.0800	2010/01/20	400,000,000	2009/05/14
16960	SGA Societe Generale Acceptance N.V.	CP&CC Eu Put Wt Oct10	0.250	7.2800	2010/10/04	400,000,000	2009/05/14
16961	SGA Societe Generale Acceptance N.V.	CTel Eu Wt Nov 2009B	0.600	4.40 per unit	2009/11/18	150,000,000	2009/05/14
16963	SGA Societe Generale Acceptance N.V.	HKEx Eu Wt Jan 2010 B	0.250	115 per 100 units	2010/01/27	500,000,000	2009/05/14
16964	SGA Societe Generale Acceptance N.V.	HKEx Eu Put Wt Dec09B	0.284	110 per 100 units	2009/12/02	500,000,000	2009/05/14
16971	SGA Societe Generale Acceptance N.V.	HSI Eu Put Wt Nov 09F	0.250	18,000 per 15,700 units	2009/11/27	300,000,000	2009/05/14
16967	SGA Societe Generale Acceptance N.V.	HSI Eur Wt Nov 2009 D	0.250	19,600 per 7,600 units	2009/11/27	300,000,000	2009/05/14
16965	SGA Societe Generale Acceptance N.V.	HWL Eur Wt Jan 2010	0.640	58.8800	2010/01/20	200,000,000	2009/05/14
16966	SGA Societe Generale Acceptance N.V.	ICBC Eu Put Wt Dec 10	0.253	6.0000	2010/12/08	400,000,000	2009/05/14
16990	UBS AG	China Mobile European Warrants Oct 2010	0.150	86.60 per 100 units	2010/10/18	300,000,000	2009/05/14
16993	UBS AG	China Mobile European Put Warrants Apr 2010 D	0.150	65 per 100 units	2010/04/19	300,000,000	2009/05/14
17018	UBS AG	CC Bank European Put Warrants Dec 2009 B	0.360	4.28 per unit	2009/12/21	300,000,000	2009/05/14
16987	UBS AG	China Mobile European Warrants Oct 2009 C	0.150	62 per 100 units	2009/10/27	300,000,000	2009/05/14
16988	UBS AG	China Mobile European Warrants Apr 2010 A	0.150	70.88 per 100 units	2010/04/19	300,000,000	2009/05/14
16989	UBS AG	China Mobile European Warrants Apr 2010 B	0.150	78.88 per 100 units	2010/04/26	300,000,000	2009/05/14
17010	UBS AG	HKEx European Warrants Jan 2010 A	0.330	78.88 per 100 units	2010/01/25	300,000,000	2009/05/14
17011	UBS AG	HKEx European Warrants Feb 2010 A	0.270	88.88 per 100 units	2010/02/22	300,000,000	2009/05/14
17019	UBS AG	HKEx European Warrants Dec 2009 C	0.250	93.88 per 100 units	2009/12/21	300,000,000	2009/05/14
17009	UBS AG	HKEx European Warrants Dec 2009 D	0.250	108.88 per 100 units	2009/12/21	300,000,000	2009/05/14
16991	UBS AG	HKEx European Put Warrants Nov 2009 B	0.150	95 per 100 units	2009/11/23	300,000,000	2009/05/14
17013	UBS AG	HSI European Put Warrants Oct 2009	0.150	16,800 per 15,500 units	2009/10/29	300,000,000	2009/05/14
17014	UBS AG	HSI European Put Warrants Nov 2009	0.150	15,600 per 15,200 units	2009/11/27	300,000,000	2009/05/14
17012	UBS AG	HSI European Warrants Dec 2009 G	0.150	18,000 per 16,000 units	2009/12/30	300,000,000	2009/05/14
17015	UBS AG	HSI European Put Warrants Dec 2009 H	0.250	18,800 per 15,000 units	2009/12/30	300,000,000	2009/05/14
17016	UBS AG	HSI European Put Warrants Dec 2009 I	0.250	19,800 per 15,000 units	2009/12/30	300,000,000	2009/05/14
16992	UBS AG	ICBC European Put Warrants Oct 2009	0.150	3.38 per unit	2009/10/27	300,000,000	2009/05/14
17017	UBS AG	ICBC European Put Warrants Dec 2009	0.450	4.38 per unit	2009/12/21	300,000,000	2009/05/14



## Newly listed derivative warrants (continued)

Code	Issuer	Name of issue	Issue prices (HK\$)	Strike level/ Subscription price (HK\$) per 10 units	Subscription/ exercise period	Unit issued on initial listing	Listing date
16081 #	KBC Fin Products Int'l Ltd.	HSI Euro Put Wts Jul 2009 G	0.053	15,400 per 18,200 units	2009/07/30	600,000,000	2009/05/14
16082 #	KBC Fin Products Int'l Ltd.	HSI Euro Put Wts Jul 2009 H	0.075	16,600 per 19,200 units	2009/07/30	600,000,000	2009/05/14
17031	ABN AMRO Bank N.V.	CC Bank European Warrants Nov 2009 A	0.573	5.588 per unit	2009/11/23	100,000,000	2009/05/15
17027	Deutsche Bank AG	CC Bank European Put Warrants Dec 2009	0.840	4.68 per unit	2009/12/21	200,000,000	2009/05/15
17028	Deutsche Bank AG	HKEx European Warrants Nov 2009 D	0.250	125 per 100 units	2009/11/30	200,000,000	2009/05/15
17029	Deutsche Bank AG	HKEx European Put Warrants Dec 2009 G	0.350	132 per 100 units	2009/12/14	200,000,000	2009/05/15
17025	Deutsche Bank AG	HSBC European Warrants Sep 2011	0.250	68.88 per 100 units	2011/09/29	200,000,000	2009/05/15
17024	Deutsche Bank AG	HSBC European Warrants Dec 2009 B	1.140	75.0000	2009/12/07	200,000,000	2009/05/15
17030	Deutsche Bank AG	PetroChina European Put Wts Dec 2009	0.250	9.2800	2009/12/21	200,000,000	2009/05/15
17020	KBC Fin Products Int'l Ltd.	HSBC European Wts Jun 2010 B	0.160	61.50 per 100 units	2010/06/07	600,000,000	2009/05/15
17022	Macquarie Bank Ltd.	HKEx European Warrants Jun 2010	0.251	135 per 100 units	2010/06/29	300,000,000	2009/05/15
17021	Macquarie Bank Ltd.	HKEx European Warrants Jan 2010 B	0.251	117.50 per 100 units	2010/01/28	300,000,000	2009/05/15
17023	Macquarie Bank Ltd.	Jiangxi Copper European Wts Feb 2010 A	0.250	14.0000	2010/02/25	200,000,000	2009/05/15
17026	SGA Societe Generale Acceptance N.V.	HKEx Eu Wt Dec 2009	0.251	124 per 100 units	2009/12/30	500,000,000	2009/05/15
16567 #	Macquarie Bank Ltd.	China Unicom European Wts Jun 2010	0.226	10.0000	2010/06/29	300,000,000	2009/05/15
16747 #	Macquarie Bank Ltd.	HSI European Put Warrants Oct 2009	0.136	15,200 per 10,000 units	2009/10/29	300,000,000	2009/05/15
17061	ABN AMRO Bank N.V.	HKEx European Warrants Nov 2009 B	0.250	118.88 per 100 units	2009/11/23	300,000,000	2009/05/18
17033	BOCI Asia Ltd.	WISE CSI European Warrants Dec 2009	0.500	29.8000	2009/12/02	300,000,000	2009/05/18
17032	BOCI Asia Ltd.	Renhe Comm European Warrants Dec 2009	0.300	1.88 per unit	2009/12/02	300,000,000	2009/05/18
17048	Credit Suisse	HKEx European Put Warrants Nov 2009 B	0.150	100 per 100 units	2009/11/03	300,000,000	2009/05/18
17064	Deutsche Bank AG	China Mobile European Warrants Apr 2010 A	0.150	82.30 per 100 units	2010/04/26	200,000,000	2009/05/18
17062	Deutsche Bank AG	Cheung Kong European Warrants Dec 2009 B	0.150	88 per 100 units	2009/12/28	200,000,000	2009/05/18
17063	Deutsche Bank AG	China Life European Warrants Dec 2009 D	0.420	30.0000	2009/12/21	200,000,000	2009/05/18
17065	Deutsche Bank AG	ICBC European Warrants Dec 2009 A	0.580	4.90 per unit	2009/12/21	200,000,000	2009/05/18
17066	Deutsche Bank AG	PetroChina European Warrants Feb 2010 B	0.160	8.1000	2010/02/01	200,000,000	2009/05/18
17049	HK Bank	CHALCO European Warrants Jan 2010	0.250	8.8800	2010/01/20	180,000,000	2009/05/18
17051	HK Bank	Ch Comm Cons European Warrants Jan 2010	0.250	12.8800	2010/01/20	180,000,000	2009/05/18
17050	HK Bank	CITIC Bank European Warrants Jan 2010	0.790	4.68 per unit	2010/01/20	180,000,000	2009/05/18
17055	HK Bank	HKEx European Put Warrants Feb 2010	0.250	96.88 per 100 units	2010/02/22	180,000,000	2009/05/18
17052	HK Bank	HKEx European Warrants Jan 2010 B	0.250	138.88 per 100 units	2010/01/20	180,000,000	2009/05/18
17053	HK Bank	Lenovo European Warrants Feb 2010	0.580	3.88 per unit	2010/02/22	180,000,000	2009/05/18
17054	HK Bank	Zijin Mining European Warrants Feb 2010	0.250	7.8800	2010/02/22	180,000,000	2009/05/18
17056	KBC Fin Products Int'l Ltd.	Ch Mobile Euro Wt Apr 2010 B	0.150	78.88 per 100 units	2010/04/21	608,000,000	2009/05/18
17057	KBC Fin Products Int'l Ltd.	Sinopec Euro Wts Dec 2010	0.250	6.5800	2010/12/28	400,000,000	2009/05/18
17058	KBC Fin Products Int'l Ltd.	PetroChina Euro Wts Dec 2009	0.250	6.8800	2009/12/18	400,000,000	2009/05/18
17034	Macquarie Bank Ltd.	HSI European Put Warrants Jan 2010 A	0.252	17,600 per 13,300 units	2010/01/28	400,000,000	2009/05/18
17037	Merrill Lynch Int'l & Co. C.V.	Ch Overseas Eur Wt Jun 10 A	0.500	16.9900	2010/06/28	200,000,000	2009/05/18
17038	Merrill Lynch Int'l & Co. C.V.	Ch Overseas Eur Put Wts Apr10	0.360	11.9900	2010/04/12	200,000,000	2009/05/18
17041	Merrill Lynch Int'l & Co. C.V.	Ch Overseas Eur Put Wts May10	0.265	9.9900	2010/05/10	200,000,000	2009/05/18
17036	Merrill Lynch Int'l & Co. C.V.	CK(H) Euro Put Warrants Feb11	0.255	74.90 per 100 units	2011/02/07	300,000,000	2009/05/18
17046	Merrill Lynch Int'l & Co. C.V.	HKEx Euro Wts Apr 2010	0.295	107.99 per 100 units	2010/04/26	300,000,000	2009/05/18
17043	Merrill Lynch Int'l & Co. C.V.	HKEx Euro Wts May 2010 A	0.260	117.99 per 100 units	2010/05/10	300,000,000	2009/05/18
17044	Merrill Lynch Int'l & Co. C.V.	HKEx Euro Wts Aug 2010	0.265	127.99 per 100 units	2010/08/09	300,000,000	2009/05/18

## Newly listed derivative warrants (continued)

Code	Issuer	Name of issue	Issue prices (HK\$)	Strike level/ Subscription price (HK\$) per 10 units	Subscription/ exercise period	Unit issued on initial listing	Listing date
17045	Merrill Lynch Int'l & Co. C.V.	HSBC Euro Wts Jul 2010	0.219	58.19 per 93 units	2010/07/26	300,000,000	2009/05/18
17042	Merrill Lynch Int'l & Co. C.V.	HSBC Euro Wts Dec 2010	0.166	62.93 per 93 units	2010/12/20	300,000,000	2009/05/18
17047	Merrill Lynch Int'l & Co. C.V.	HSBC Euro Put Wt Dec 2010	0.180	64.83 per 93 units	2010/12/13	300,000,000	2009/05/18
17059	Merrill Lynch Int'l & Co. C.V.	HSI European Warrants Oct09	0.265	16,600 per 10,200 units	2009/10/29	300,000,000	2009/05/18
17060	Merrill Lynch Int'l & Co. C.V.	HSI European Put Wts Nov09	0.161	15,800 per 12,000 units	2009/11/27	300,000,000	2009/05/18
17035	SGA Societe Generale Acceptance N.V.	HSI Eur Wt Nov 2009 E	0.250	20,400 per 8,000 units	2009/11/27	300,000,000	2009/05/18
17039	SGA Societe Generale Acceptance N.V.	HSI Eu Put Wt Nov 09G	0.250	18,800 per 17,100 units	2009/11/27	300,000,000	2009/05/18
17040	SGA Societe Generale Acceptance N.V.	HSI Eu Put Wt Nov 09H	0.250	19,600 per 19,300 units	2009/11/27	300,000,000	2009/05/18
16244 #	Deutsche Bank AG	HSBC European Put Warrants Sep 2009 B	0.048	60 per 100 units	2009/09/29	250,000,000	2009/05/18
16192 #	CC Rabobank B.A.	HSBC European Put Warrants Sep 2009 B	0.049	60 per 100 units	2009/09/29	250,000,000	2009/05/18
17072	BNP Paribas Arbit Issu B.V.	CNOOC European Wts Nov 2010	0.250	11.8000	2010/11/22	100,000,000	2009/05/19
17073	BNP Paribas Arbit Issu B.V.	HKEx European Wts Mar 2010 A	0.250	126 per 100 units	2010/03/29	100,000,000	2009/05/19
17075	KBC Fin Products Int'l Ltd.	CC Bank Euro Wts Nov 2009	0.550	5.688 per unit	2009/11/19	178,000,000	2009/05/19
17076	KBC Fin Products Int'l Ltd.	CC Bank Euro Wts Dec 2009 A	0.470	6.088 per unit	2009/12/01	208,000,000	2009/05/19
17082	KBC Fin Products Int'l Ltd.	HSI Euro Put Wts Dec 2009 C	0.280	20,400 per 20,000 units	2009/12/30	348,000,000	2009/05/19
17074	KBC Fin Products Int'l Ltd.	HSI European Wts Nov 2009 D	0.250	19,200 per 9,600 units	2009/11/27	400,000,000	2009/05/19
17080	KBC Fin Products Int'l Ltd.	HSI Euro Put Wts Nov 2009 F	0.250	20,000 per 20,000 units	2009/11/27	400,000,000	2009/05/19
17081	KBC Fin Products Int'l Ltd.	HSI Euro Put Wts Nov 2009 G	0.250	19,600 per 20,000 units	2009/11/27	400,000,000	2009/05/19
17078	KBC Fin Products Int'l Ltd.	ICBC European Wts Dec 2009 A	0.470	4.98 per unit	2009/12/01	208,000,000	2009/05/19
17079	KBC Fin Products Int'l Ltd.	ICBC Euro Put Wts Nov 2010 A	0.250	5.8800	2010/11/15	400,000,000	2009/05/19
17077	KBC Fin Products Int'l Ltd.	ICBC European Wts Nov 2009 E	0.340	5.388 per unit	2009/11/19	288,000,000	2009/05/19
17068	CC Rabobank B.A.	CC Bank European Put Warrants Nov 2009	0.300	3.60 per unit	2009/11/30	100,000,000	2009/05/19
17067	CC Rabobank B.A.	HKEx European Warrants Jan 2010 A	0.250	120 per 100 units	2010/01/15	180,000,000	2009/05/19
17071	CC Rabobank B.A.	HKEx European Put Warrants Jan 2010	0.250	112 per 100 units	2010/01/15	180,000,000	2009/05/19
17069	CC Rabobank B.A.	HSBC European Warrants Dec 2011	0.222	77.67 per 93 units	2011/12/19	200,000,000	2009/05/19
17070	CC Rabobank B.A.	ICBC European Put Warrants Nov 2009	0.390	3.60 per unit	2009/11/30	100,000,000	2009/05/19
17085	BNP Paribas Arbit Issu B.V.	CC Bank Euro Wts Dec 2011	0.150	6.2800	2011/12/05	200,000,000	2009/05/20
17084	BNP Paribas Arbit Issu B.V.	CC Bank Euro Wts Dec 2009 B	0.360	6.30 per unit	2009/12/02	200,000,000	2009/05/20
17089	Deutsche Bank AG	China Telecom European Wts Nov 2009 B	0.390	4.20 per unit	2009/11/30	150,000,000	2009/05/20
17086	Goldman Sachs SP (Asia)	HSBC European Warrants Nov 2009	0.360	88.0000	2009/11/27	200,000,000	2009/05/20
17093	KBC Fin Products Int'l Ltd.	HSBC European Wts Aug 2010 A	0.250	56.88 per 100 units	2010/08/02	400,000,000	2009/05/20
17092	KBC Fin Products Int'l Ltd.	HSBC European Wts May 2011	0.250	67.88 per 100 units	2011/05/03	400,000,000	2009/05/20
17087	KBC Fin Products Int'l Ltd.	PetroChina Euro Wts Feb 2010	0.250	7.5800	2010/02/10	400,000,000	2009/05/20
17088	KBC Fin Products Int'l Ltd.	PetroChina Euro Wts May 2010	0.250	8.3800	2010/05/03	400,000,000	2009/05/20
17091	KBC Fin Products Int'l Ltd.	PetroChina Eur Put Wt Feb10A	0.190	8.6000	2010/02/02	468,000,000	2009/05/20
17083	Macquarie Bank Ltd.	China Unicom European Wts Dec 2009 B	0.250	8.0000	2009/12/30	400,000,000	2009/05/20
17090	Standard Bank PLC	A50 China European Put Warrants Dec 2009	0.250	12.3800	2009/12/30	200,000,000	2009/05/20
15466 #	KBC Fin Products Int'l Ltd.	Sinopec Euro Wts Nov 2009 A	0.098	5.9880	2009/11/23	600,000,000	2009/05/20
15715 #	SGA Societe Generale Acceptance N.V.	CP&CC Eur Wt Nov 09A	0.093	5.9900	2009/11/23	500,000,000	2009/05/20
17107	Barclays Bank plc	ICBC European Warrants Nov 2009	0.340	4.92 per unit	2009/11/27	100,000,000	2009/05/21
17108	Barclays Bank plc	ICBC European Put Warrants Dec 2009	0.360	3.80 per unit	2009/12/30	100,000,000	2009/05/21
17109	KBC Fin Products Int'l Ltd.	BOCL Euro Put Wts Dec 2009	0.920	3.48 per unit	2009/12/01	108,000,000	2009/05/21
17111	KBC Fin Products Int'l Ltd.	CNOOC Euro Put Wts Mar 2010	0.250	10.1800	2010/03/01	400,000,000	2009/05/21

## Newly listed derivative warrants (continued)

Code	Issuer	Name of issue	Issue prices (HK\$)	Strike level/ Subscription price (HK\$) per 10 units	Subscription/ exercise period	Unit issued on initial listing	Listing date
17110	KBC Fin Products Int'l Ltd.	Sinopec Corp Eu Put Wt Feb 10	0.300	8.3800	2010/02/10	328,000,000	2009/05/21
17112	KBC Fin Products Int'l Ltd.	PetroChina Eur Put Wt Feb 10B	0.380	10.8800	2010/02/01	258,000,000	2009/05/21
17094	Macquarie Bank Ltd.	CLP European Warrants Jun 2011	0.152	53.88 per 100 units	2011/06/23	300,000,000	2009/05/21
17095	Merrill Lynch Int'l & Co. C.V.	BankComm Euro Wts Dec 2010	0.250	7.3900	2010/12/20	200,000,000	2009/05/21
17100	Merrill Lynch Int'l & Co. C.V.	BankComm Euro Put Wts Dec10A	0.250	6.3900	2010/12/13	200,000,000	2009/05/21
17098	Merrill Lynch Int'l & Co. C.V.	CNOOC European Wts Mar 2010	0.224	10.1700	2010/03/08	200,000,000	2009/05/21
17099	Merrill Lynch Int'l & Co. C.V.	CNOOC Euro Put Wts May 10 A	0.208	8.5900	2010/05/24	200,000,000	2009/05/21
17096	Merrill Lynch Int'l & Co. C.V.	Sinopec Eu Put Warrants Dec10	0.255	6.8900	2010/12/13	200,000,000	2009/05/21
17097	Merrill Lynch Int'l & Co. C.V.	Ch Shenhua Eur Wts Dec 2009	0.415	27.9900	2009/12/21	200,000,000	2009/05/21
17101	CC Rabobank B.A.	China Life European Warrants Feb 2010 A	0.620	28.0000	2010/02/10	180,000,000	2009/05/21
17102	CC Rabobank B.A.	HKEx European Warrants Feb 2010 A	0.370	96 per 100 units	2010/02/25	150,000,000	2009/05/21
17103	CC Rabobank B.A.	HKEx European Warrants Feb 2010 B	0.330	104 per 100 units	2010/02/10	150,000,000	2009/05/21
17104	CC Rabobank B.A.	PetroChina European Warrants Mar 2010 A	0.250	7.2000	2010/03/25	150,000,000	2009/05/21
17105	CC Rabobank B.A.	Tencent Holdings European Wts Dec 2009	0.250	78 per 100 units	2009/12/30	220,000,000	2009/05/21
17106	SGA Societe Generale Acceptance N.V.	CP&CC Eur Wt Dec 09 F	0.460	8.88 per unit	2009/12/23	150,000,000	2009/05/21
17120	BNP Paribas Arbit Issu B.V.	Sinopec Corp Euro Wts Jan 2010	0.700	6.86 per unit	2010/01/04	200,000,000	2009/05/22
17115	Macquarie Bank Ltd.	China Mobile Euro Put Wts Jun 2010	0.250	80 per 100 units	2010/06/29	400,000,000	2009/05/22
17113	Macquarie Bank Ltd.	HSBC European Warrants Dec 2010 A	0.151	63 per 93 units	2010/12/30	500,000,000	2009/05/22
17114	Macquarie Bank Ltd.	Tencent European Warrants Jan 2010	0.251	100 per 100 units	2010/01/28	200,000,000	2009/05/22
17119	SGA Societe Generale Acceptance N.V.	CK(H) Eu Wt Dec 2009	0.154	87.99 per 100 units	2009/12/23	400,000,000	2009/05/22
17116	SGA Societe Generale Acceptance N.V.	HSI Eu Put Wt Nov 09I	0.250	15,600 per 10,000 units	2009/11/27	300,000,000	2009/05/22
17117	SGA Societe Generale Acceptance N.V.	HSI Eu Put Wt Nov 09J	0.250	16,400 per 12,000 units	2009/11/27	300,000,000	2009/05/22
17118	SGA Societe Generale Acceptance N.V.	HSI Eu Put Wt Nov 09K	0.250	17,200 per 14,000 units	2009/11/27	300,000,000	2009/05/22
15872 <sup>#</sup>	Deutsche Bank AG	China Mobile European Warrants Oct 2009 B	0.070	78 per 100 units	2009/10/19	300,000,000	2009/05/22
16829 <sup>#</sup>	CC Rabobank B.A.	HSI European Put Warrants Oct 2009 G	0.129	15,200 per 10,000 units	2009/10/29	200,000,000	2009/05/22
17127	Deutsche Bank AG	Sinopec Corp European Warrants Dec 2010	0.150	6.5800	2010/12/28	200,000,000	2009/05/25
17129	Deutsche Bank AG	HSI European Warrants Sep 2009 J	0.160	17,000 per 10,000 units	2009/09/29	300,000,000	2009/05/25
17126	Macquarie Bank Ltd.	CM Bank European Warrants Jan 2010 B	0.253	16.0000	2010/01/28	200,000,000	2009/05/25
17125	CC Rabobank B.A.	HSI European Put Warrants Jan 2010 A	0.275	16,800 per 10,000 units	2010/01/28	200,000,000	2009/05/25
17123	CC Rabobank B.A.	HSI European Warrants Dec 2009 B	0.275	16,000 per 10,000 units	2009/12/30	200,000,000	2009/05/25
17124	CC Rabobank B.A.	HSI European Warrants Dec 2009 C	0.250	16,800 per 10,000 units	2009/12/30	200,000,000	2009/05/25
17128	CC Rabobank B.A.	HSI European Put Warrants Dec 2009 E	0.250	16,000 per 10,000 units	2009/12/30	200,000,000	2009/05/25
17130	SGA Societe Generale Acceptance N.V.	CCCCL Eu Wt Jan 2010	0.255	9.6800	2010/01/18	200,000,000	2009/05/25
17131	SGA Societe Generale Acceptance N.V.	CCCCL Eu Wt Feb 2010	0.291	8.8800	2010/02/08	200,000,000	2009/05/25
17122	UBS AG	HSI European Warrants Jan 2010	0.250	19,800 per 10,000 units	2010/01/28	300,000,000	2009/05/25
17121	UBS AG	HSI European Warrants Dec 2009 J	0.250	18,800 per 10,000 units	2009/12/30	300,000,000	2009/05/25
16898 <sup>#</sup>	Deutsche Bank AG	HKEx European Put Warrants Nov 2009A	0.110	98 per 100 units	2009/11/09	200,000,000	2009/05/25
17133	Credit Suisse	BOCL European Warrants Oct 2009 B	0.215	3.38 per unit	2009/10/19	200,000,000	2009/05/26
17135	Credit Suisse	China Mobile European Put Warrants Jan 2010	0.250	82.88 per 100 units	2010/01/25	200,000,000	2009/05/26
17136	Credit Suisse	China Mobile European Warrants Apr 2010 C	0.150	78.88 per 100 units	2010/04/26	200,000,000	2009/05/26
17134	Credit Suisse	Sinopec Corp European Warrants Nov 2009	0.150	5.9880	2009/11/23	200,000,000	2009/05/26
17146	Credit Suisse	HKEx European Put Warrants Jan 2010	0.224	112 per 100 units	2010/01/15	300,000,000	2009/05/26
17142	Credit Suisse	HKEx European Warrants Jan 2010 A	0.219	120 per 100 units	2010/01/15	300,000,000	2009/05/26

## Newly listed derivative warrants (continued)

Code	Issuer	Name of issue	Issue prices (HK\$)	Strike level/ Subscription price (HK\$) per 10 units	Subscription/ exercise period	Unit issued on initial listing	Listing date
17143	Credit Suisse	HKEx European Warrants Jan 2010 B	0.165	138.88 per 100 units	2010/01/20	300,000,000	2009/05/26
17137	Deutsche Bank AG	Cheung Kong European Put Wts Mar 2010	0.250	90 per 100 units	2010/03/08	200,000,000	2009/05/26
17148	Deutsche Bank AG	China Mobile European Warrants Apr 2010 B	0.150	78.88 per 100 units	2010/04/28	200,000,000	2009/05/26
17138	Deutsche Bank AG	China Mobile European Put Wts Nov 2009 D	0.250	86 per 100 units	2009/11/30	200,000,000	2009/05/26
17139	Deutsche Bank AG	HKEx European Put Warrants May 2010	0.250	90 per 100 units	2010/05/17	200,000,000	2009/05/26
17132	HK Bank	CM Bank European Warrants Feb 2010	0.270	16.6800	2010/02/19	180,000,000	2009/05/26
17147	Macquarie Bank Ltd.	A50 China European Warrants Mar 2010 A	0.251	13.0000	2010/03/30	250,000,000	2009/05/26
17145	Macquarie Bank Ltd.	HSCEI European Warrants Nov 2009	0.250	10,800 per 6,200 units	2009/11/27	200,000,000	2009/05/26
17144	Macquarie Bank Ltd.	HSI European Warrants Nov 2009	0.250	19,000 per 10,000 units	2009/11/27	400,000,000	2009/05/26
17140	UBS AG	HKEx European Warrants Nov 2009	0.150	118.88 per 100 units	2009/11/30	300,000,000	2009/05/26
17141	UBS AG	HKEx European Warrants Mar 2010	0.150	130 per 100 units	2010/03/15	300,000,000	2009/05/26
14627*	Macquarie Bank Ltd.	HKEx European Put Warrants Sep 2009	0.090	100 per 100 units	2009/09/29	388,000,000	2009/05/26
17156	BNP Paribas Arbit Issu B.V.	Ch Mobile Euro Wts Apr 2010 B	0.150	78.90 per 100 units	2010/04/21	200,000,000	2009/05/27
17155	BNP Paribas Arbit Issu B.V.	HSI European Wts Dec 2009 B	0.260	18,800 per 10,000 units	2009/12/30	300,000,000	2009/05/27
17159	BNP Paribas Arbit Issu B.V.	HSI Euro Put Wts Dec 2009 D	0.300	16,800 per 10,000 units	2009/12/30	300,000,000	2009/05/27
17157	Deutsche Bank AG	HSI European Warrants Nov 2009 G	0.250	19,200 per 9,000 units	2009/11/27	300,000,000	2009/05/27
17161	Deutsche Bank AG	HSI European Put Warrants Nov 2009 H	0.360	18,200 per 10,000 units	2009/11/27	300,000,000	2009/05/27
17154	Macquarie Bank Ltd.	HKEx European Put Warrants Nov 2009	0.254	120 per 100 units	2009/11/27	300,000,000	2009/05/27
17149	Macquarie Bank Ltd.	HSI European Put Warrants Jan 2010 B	0.250	19,000 per 18,500 units	2010/01/28	400,000,000	2009/05/27
17153	Macquarie Bank Ltd.	PICC P&C European Warrants Nov 2009	0.544	6.50 per unit	2009/11/27	100,000,000	2009/05/27
17150	CC Rabobank B.A.	A50 China European Warrants Apr 2010	0.250	12.4000	2010/04/23	100,000,000	2009/05/27
17151	CC Rabobank B.A.	A50 China European Warrants Jun 2010 A	0.250	13.2000	2010/06/25	100,000,000	2009/05/27
17152	CC Rabobank B.A.	A50 China European Put Warrants Mar 2010	0.250	11.6000	2010/03/26	100,000,000	2009/05/27
17158	Macquarie Bank Ltd.	CM Bank European Warrants Jun 2010 A	0.275	18.0000	2010/06/29	250,000,000	2009/05/29
17160	Macquarie Bank Ltd.	CM Bank European Put Warrants Feb 2010	0.251	14.0000	2010/02/25	250,000,000	2009/05/29
17178	Macquarie Bank Ltd.	CNOOC European Warrants Sep 2009 B	0.150	10.6000	2009/09/29	150,000,000	2009/05/29
17177	Macquarie Bank Ltd.	PetroChina European Wts Jun 2010 A	0.251	8.5000	2010/06/29	250,000,000	2009/05/29
17176	Merrill Lynch Int'l & Co. C.V.	Ch Telecom Eur Wt Dec 2009	0.430	4.19 per unit	2009/12/28	200,000,000	2009/05/29
17180	Merrill Lynch Int'l & Co. C.V.	Ch Telecom Eur Put Wts Jan10	0.335	2.79 per unit	2010/01/25	200,000,000	2009/05/29
17167	Merrill Lynch Int'l & Co. C.V.	CM Bank Euro Wts Dec 2009	0.250	16.1900	2009/12/21	200,000,000	2009/05/29
17171	Merrill Lynch Int'l & Co. C.V.	CM Bank Euro Put Wts Jan10	0.250	13.9900	2010/01/11	200,000,000	2009/05/29
17166	Merrill Lynch Int'l & Co. C.V.	A50 China Eur Wt Dec 2009	0.196	12.0000	2009/12/28	200,000,000	2009/05/29
17170	Merrill Lynch Int'l & Co. C.V.	A50 China Eu Put Wt Dec 09	0.156	10.8900	2009/12/21	200,000,000	2009/05/29
17169	Merrill Lynch Int'l & Co. C.V.	HS Bank Euro Wts Jan 2010	0.161	99.05 per 100 units	2010/01/11	200,000,000	2009/05/29
17162	Merrill Lynch Int'l & Co. C.V.	HSI European Warrants Nov09	0.195	18,000 per 10,000 units	2009/11/27	200,000,000	2009/05/29
17163	Merrill Lynch Int'l & Co. C.V.	HSI European Warrants Dec09 A	0.280	15,600 per 12,000 units	2009/12/30	200,000,000	2009/05/29
17165	Merrill Lynch Int'l & Co. C.V.	HSI European Put Wts Dec09	0.265	17,200 per 10,000 units	2009/12/30	200,000,000	2009/05/29
17164	Merrill Lynch Int'l & Co. C.V.	HSI European Put Wts Jan10	0.250	14,800 per 9,500 units	2010/01/28	200,000,000	2009/05/29
17168	Merrill Lynch Int'l & Co. C.V.	PetroChina Eu Wt Feb 2010	0.181	8.0900	2010/02/08	200,000,000	2009/05/29
17172	Merrill Lynch Int'l & Co. C.V.	PetroChina Eu Put Wt Feb10	0.174	8.5900	2010/02/01	200,000,000	2009/05/29
17173	SGA Societe Generale Acceptance N.V.	CHALCO Eu Wt Jan 2010	0.190	8.8800	2010/01/18	250,000,000	2009/05/29
17174	SGA Societe Generale Acceptance N.V.	CHALCO Eu Wt Jun 2010	0.264	8.0000	2010/06/02	250,000,000	2009/05/29
17175	SGA Societe Generale Acceptance N.V.	Shenhua Eu Wt Mar 10	0.550	30.0000	2010/03/01	250,000,000	2009/05/29

## Newly listed derivative warrants (continued)

Code	Issuer	Name of issue	Issue prices (HK\$)	Strike level/ Subscription price (HK\$) per 10 units	Subscription/ exercise period	Unit issued on initial listing	Listing date
17179	Credit Suisse	HSBC European Wts Dec 2009	0.150	63.778 per 93 units	2009/12/28	300,000,000	2009/06/01
17181	Credit Suisse	Jiangxi Copper European Wts Nov 2010	0.300	13.8800	2010/11/15	200,000,000	2009/06/01
17182	Credit Suisse	Ping An European Warrants Nov 2011	0.246	48.88 per 100 units	2011/11/28	200,000,000	2009/06/01
17183	Goldman Sachs SP (Asia)	HSI European Put Wts Dec 2009 A	0.250	14,700 per 7,200 units	2009/12/30	200,000,000	2009/06/01
17185	BNP Paribas Arbit Issu B.V.	HKEx European Put Wts Dec 2009	0.290	120 per 100 units	2009/12/02	200,000,000	2009/06/02
17186	BNP Paribas Arbit Issu B.V.	PetroCh Euro Wts Apr 2010	0.170	8.3800	2010/04/26	200,000,000	2009/06/02
10876	Deutsche Bank AG	Nikkei 225 Index European Wts Dec 2009 C	0.250	10,500 per 400 units	2009/12/11	200,000,000	2009/06/02
10880	Deutsche Bank AG	Nikkei 225 Index Euro Put Wts Dec 2009 D	0.250	9,000 per 450 units	2009/12/11	200,000,000	2009/06/02
17187	J P Morgan SP BV	BOCL European Warrants Oct 2009	0.161	3.24 per unit	2009/10/20	388,000,000	2009/06/02
17189	J P Morgan SP BV	CC Bank Euro Put Wts Sep 2009	0.198	3.79 per unit	2009/09/22	88,000,000	2009/06/02
17191	J P Morgan SP BV	CM Bank Euro Put Wts Dec 2009	0.252	12.8800	2009/12/30	388,000,000	2009/06/02
17188	J P Morgan SP BV	Sinopec Corp European Warrants Nov 2009	0.151	5.6000	2009/11/09	388,000,000	2009/06/02
17190	J P Morgan SP BV	ICBC European Put Wts Oct 2009	0.155	3.40 per unit	2009/10/29	88,000,000	2009/06/02
17184	SGA Societe Generale Acceptance N.V.	HKEx Eu Wt Mar 2010 A	0.250	130 per 100 units	2010/03/22	500,000,000	2009/06/02
16165 #	Credit Suisse	HKEx European Put Warrants Oct 2009	0.031	81.99 per 100 units	2009/10/05	600,000,000	2009/06/02
17202	Deutsche Bank AG	SHK Ppt European Warrants May 2010	0.250	99 per 100 units	2010/05/31	200,000,000	2009/06/03
17192	Macquarie Bank Ltd.	SHK Ppt European Put Warrants Jan 2010	0.251	100 per 100 units	2010/01/28	250,000,000	2009/06/03
17197	CC Rabobank B.A.	Chi Res Land European Warrants Jan 2010	0.250	18.5300	2010/01/28	80,000,000	2009/06/03
17198	CC Rabobank B.A.	HKEx European Warrants Jan 2010 B	0.250	108 per 100 units	2010/01/22	180,000,000	2009/06/03
17199	CC Rabobank B.A.	HSBC European Put Warrants Jun 2010	0.250	74 per 100 units	2010/06/29	200,000,000	2009/06/03
17200	CC Rabobank B.A.	MTRC European Warrants Jan 2010	0.250	22.0000	2010/01/22	60,000,000	2009/06/03
17201	CC Rabobank B.A.	PetroChina European Warrants May 2010 A	0.156	8.3800	2010/05/03	150,000,000	2009/06/03
17193	SGA Societe Generale Acceptance N.V.	SHK P Eu Wt Nov 2009	0.150	93.88 per 100 units	2009/11/04	500,000,000	2009/06/03
17194	UBS AG	Cheung Kong European Warrants Dec 2009	0.150	88 per 100 units	2009/12/28	300,000,000	2009/06/03
17195	UBS AG	SHK Ppt European Warrants Nov 2010	0.250	100.88 per 100 units	2010/11/29	300,000,000	2009/06/03
17196	UBS AG	SHK Ppt European Put Warrants Jun 2010 C	0.250	88.88 per 100 units	2010/06/28	300,000,000	2009/06/03
14617 #	Merrill Lynch Int'l & Co. C.V.	Ch Mobile Eur Wt May 2010	0.101	81.88 per 100 units	2010/05/03	200,000,000	2009/06/03
17060 #	Merrill Lynch Int'l & Co. C.V.	HSI European Put Wts Nov09	0.100	15,800 per 12,000 units	2009/11/27	300,000,000	2009/06/03
17210	ABN AMRO Bank N.V.	HSI European Warrants Nov 2009 A	0.247	18,000 per 10,000 units	2009/11/27	400,000,000	2009/06/04
17214	ABN AMRO Bank N.V.	HSI European Put Warrants Nov 2009 B	0.246	17,600 per 10,000 units	2009/11/27	400,000,000	2009/06/04
17209	Deutsche Bank AG	Cheung Kong European Warrants Dec 2009 C	0.150	100 per 100 units	2009/12/28	200,000,000	2009/06/04
17208	Macquarie Bank Ltd.	China Tel European Warrants Dec 2009	0.351	4 per unit	2009/12/30	100,000,000	2009/06/04
17203	SGA Societe Generale Acceptance N.V.	CP&CC Eur Wt Dec 09 G	0.520	7.38 per unit	2009/12/07	120,000,000	2009/06/04
17207	SGA Societe Generale Acceptance N.V.	A50 Ch Eu Wt Mar 10 A	0.150	13.0000	2010/03/24	500,000,000	2009/06/04
17205	SGA Societe Generale Acceptance N.V.	HKEx Eu Wt Jun 2010 A	0.251	139 per 100 units	2010/06/28	500,000,000	2009/06/04
17204	SGA Societe Generale Acceptance N.V.	HKEx Eu Wt Mar 2010 B	0.259	123 per 100 units	2010/03/29	500,000,000	2009/06/04
17206	SGA Societe Generale Acceptance N.V.	ICBC Eu Wt Jan 2010 A	0.510	5.80 per unit	2010/01/13	150,000,000	2009/06/04
16740 #	Deutsche Bank AG	HSI European Put Warrants Oct 2009 I	0.102	16,000 per 11,000 units	2009/10/29	300,000,000	2009/06/04
17211	ABN AMRO Bank N.V.	HKEx European Put Warrants Nov 2009 D	0.177	109.98 per 100 units	2009/11/09	200,000,000	2009/06/05
17235	ABN AMRO Bank N.V.	PetroChina European Warrants Mar 2010	0.250	9.0000	2010/03/30	200,000,000	2009/06/05
17227	BNP Paribas Arbit Issu B.V.	BOCL European Wts Feb 2010	0.440	3.88 per unit	2010/02/26	200,000,000	2009/06/05
17234	BNP Paribas Arbit Issu B.V.	HSI European Wts Dec 2009 E	0.270	19,600 per 10,000 units	2009/12/30	300,000,000	2009/06/05
17238	BNP Paribas Arbit Issu B.V.	HSI Euro Put Wts Dec 2009 F	0.270	17,800 per 12,000 units	2009/12/30	300,000,000	2009/06/05

## Newly listed derivative warrants (continued)

Code	Issuer	Name of issue	Issue prices (HK\$)	Strike level/ Subscription price (HK\$) per 10 units	Subscription/ exercise period	Unit issued on initial listing	Listing date
17233	Deutsche Bank AG	BOCL European Warrants Dec 2009 A	0.250	4.20 per unit	2009/12/21	150,000,000	2009/06/05
17230	Deutsche Bank AG	HKEx European Warrants May 2010 A	0.250	142 per 100 units	2010/05/10	200,000,000	2009/06/05
17232	Deutsche Bank AG	HSI European Put Warrants Dec 2009 D	0.390	18,800 per 10,000 units	2009/12/30	300,000,000	2009/06/05
17228	Deutsche Bank AG	HSI European Warrants Dec 2009 B	0.250	19,800 per 10,000 units	2009/12/30	300,000,000	2009/06/05
17229	Deutsche Bank AG	HSI European Warrants Dec 2009 C	0.250	20,400 per 10,000 units	2009/12/30	300,000,000	2009/06/05
17221	HK Bank	China Overseas European Warrants Feb 2010	0.320	18.2800	2010/02/26	180,000,000	2009/06/05
17220	HK Bank	China COSCO European Warrants Mar 2010	0.250	10.6800	2010/03/26	180,000,000	2009/06/05
17222	HK Bank	PICC European Warrants Dec 2010 A	0.250	5.6800	2010/12/10	180,000,000	2009/06/05
17223	HK Bank	Shimao Ppt European Warrants Feb 2010	0.260	14.6800	2010/02/26	180,000,000	2009/06/05
17225	Macquarie Bank Ltd.	Cheung Kong European Warrants Jan 2010	0.251	80 per 100 units	2010/01/28	300,000,000	2009/06/05
17224	Macquarie Bank Ltd.	China Mobile European Wts Apr 2010 B	0.150	82.28 per 100 units	2010/04/29	400,000,000	2009/06/05
17226	Macquarie Bank Ltd.	HSI European Put Warrants Jan 2010 C	0.250	18,200 per 14,300 units	2010/01/28	400,000,000	2009/06/05
17212	SGA Societe Generale Acceptance N.V.	BOCL Eu Wt Dec 2009 A	0.295	3.80 per unit	2009/12/07	150,000,000	2009/06/05
17213	SGA Societe Generale Acceptance N.V.	BOCL Eu Wt Jan 2010	0.250	4.30 per unit	2010/01/18	150,000,000	2009/06/05
17215	SGA Societe Generale Acceptance N.V.	CCoal Eur Wt Mar 2010	0.250	10.2000	2010/03/10	500,000,000	2009/06/05
17217	SGA Societe Generale Acceptance N.V.	CNOOC Eu Wt Dec 2009C	0.170	10.0000	2009/12/23	400,000,000	2009/06/05
17216	SGA Societe Generale Acceptance N.V.	CP&CC Eur Wt Jan 10 C	0.580	7.88 per unit	2010/01/04	120,000,000	2009/06/05
17218	SGA Societe Generale Acceptance N.V.	HSBC Eu Wt Jun 2010 B	0.159	61.50 per 100 units	2010/06/09	500,000,000	2009/06/05
17219	SGA Societe Generale Acceptance N.V.	Petch Eu Wt Nov 2009F	0.165	7.8800	2009/11/02	400,000,000	2009/06/05
17231	UBS AG	HKEx European Put Warrants Nov 2009 C	0.150	110 per 100 units	2009/11/23	300,000,000	2009/06/05
16508 #	ABN AMRO Bank N.V.	HSBC European Put Warrants Sep 2009	0.037	40.0000	2009/09/21	271,000,000	2009/06/05
17265	ABN AMRO Bank N.V.	China Life European Warrants Nov 2009 F	0.218	35.1800	2009/11/03	300,000,000	2009/06/08
17264	ABN AMRO Bank N.V.	HKEx European Warrants Nov 2009 E	0.219	125 per 100 units	2009/11/23	300,000,000	2009/06/08
17263	ABN AMRO Bank N.V.	HSI European Warrants Nov 2009 C	0.266	19,200 per 9,000 units	2009/11/27	400,000,000	2009/06/08
17267	ABN AMRO Bank N.V.	HSI European Put Warrants Nov 2009 D	0.234	18,200 per 10,000 units	2009/11/27	400,000,000	2009/06/08
17242	BNP Paribas Arbit Issu B.V.	HSI Euro Put Wts Sep 2009 I	0.150	19,000 per 20,000 units	2009/09/29	300,000,000	2009/06/08
17243	BNP Paribas Arbit Issu B.V.	HSI Euro Put Wts Dec 2009 G	0.270	18,800 per 12,000 units	2009/12/30	300,000,000	2009/06/08
17244	BNP Paribas Arbit Issu B.V.	HSI Euro Put Wts Dec 2009 H	0.290	20,000 per 14,000 units	2009/12/30	300,000,000	2009/06/08
17261	Deutsche Bank AG	CNOOC European Warrants Apr 2010 A	0.250	12.0000	2010/04/26	200,000,000	2009/06/08
17262	Deutsche Bank AG	HSI European Warrants Dec 2009 E	0.250	21,000 per 10,000 units	2009/12/30	300,000,000	2009/06/08
17266	Deutsche Bank AG	HSI European Put Warrants Dec 2009 F	0.340	19,400 per 10,000 units	2009/12/30	300,000,000	2009/06/08
17236	HK Bank	HSI European Warrants Dec 2009 Q	0.250	21,800 per 8,300 units	2009/12/30	380,000,000	2009/06/08
17237	HK Bank	HSI European Warrants Dec 2009 R	0.250	23,800 per 6,400 units	2009/12/30	380,000,000	2009/06/08
17239	HK Bank	HSI European Warrants Dec 2009 S	0.250	24,800 per 5,800 units	2009/12/30	380,000,000	2009/06/08
17268	KBC Fin Products Int'l Ltd.	CNOOC European Wts Feb 2010 A	0.250	11.2800	2010/02/01	400,000,000	2009/06/08
17269	KBC Fin Products Int'l Ltd.	CNOOC Euro Put Wts Jan 2010	0.250	11.2800	2010/01/15	400,000,000	2009/06/08
17271	KBC Fin Products Int'l Ltd.	HSBC European Wts Jul 2011	0.250	75 per 100 units	2011/07/05	400,000,000	2009/06/08
17272	KBC Fin Products Int'l Ltd.	HSBC Euro Put Wts Apr 2010	0.250	78 per 100 units	2010/04/09	400,000,000	2009/06/08
17273	KBC Fin Products Int'l Ltd.	HSBC Euro Put Wts Sep 2010 B	0.150	68.88 per 100 units	2010/09/01	428,000,000	2009/06/08
17257	KBC Fin Products Int'l Ltd.	HSI European Wts Dec 2009 A	0.250	20,000 per 11,500 units	2009/12/30	400,000,000	2009/06/08
17260	KBC Fin Products Int'l Ltd.	HSI European Wts Dec 2009 B	0.250	20,600 per 10,800 units	2009/12/30	400,000,000	2009/06/08
17270	KBC Fin Products Int'l Ltd.	PetroChina Euro Wts Jun 2010	0.250	9.6880	2010/06/08	400,000,000	2009/06/08
17247	Macquarie Bank Ltd.	Bank of EA European Warrants Apr 2010	0.250	36.0000	2010/04/29	100,000,000	2009/06/08



## Newly listed derivative warrants (continued)

Code	Issuer	Name of issue	Issue prices (HK\$)	Strike level/ Subscription price (HK\$) per 10 units	Subscription/ exercise period	Unit issued on initial listing	Listing date
17248	Macquarie Bank Ltd.	BOCHK European Warrants Dec 2010	0.250	18.0000	2010/12/30	150,000,000	2009/06/08
17245	Macquarie Bank Ltd.	HKEx European Warrants Mar 2010 A	0.252	150 per 100 units	2010/03/30	388,000,000	2009/06/08
17251	Macquarie Bank Ltd.	HSI European Warrants Feb 2010 A	0.250	20,000 per 12,000 units	2010/02/25	400,000,000	2009/06/08
17246	Macquarie Bank Ltd.	ICBC European Warrants Dec 2009	0.352	6 per unit	2009/12/30	128,000,000	2009/06/08
17250	Macquarie Bank Ltd.	ICBC European Put Warrants Dec 2009	0.256	4 per unit	2009/12/30	128,000,000	2009/06/08
17249	Macquarie Bank Ltd.	Jiangxi Copper European Wts Dec 2009 B	0.253	18.0000	2009/12/30	300,000,000	2009/06/08
17276	CC Rabobank B.A.	HKEx European Warrants May 2010	0.250	140 per 100 units	2010/05/28	180,000,000	2009/06/08
17277	CC Rabobank B.A.	HSBC European Warrants Jun 2011	0.250	66 per 100 units	2011/06/01	200,000,000	2009/06/08
17278	CC Rabobank B.A.	HSBC European Warrants Sep 2011 A	0.250	70 per 100 units	2011/09/09	200,000,000	2009/06/08
17254	CC Rabobank B.A.	HSI European Warrants Jan 2010 C	0.250	18,400 per 12,000 units	2010/01/28	200,000,000	2009/06/08
17255	CC Rabobank B.A.	HSI European Warrants Feb 2010 E	0.250	19,200 per 12,000 units	2010/02/25	200,000,000	2009/06/08
17256	CC Rabobank B.A.	HSI European Warrants Mar 2010 A	0.250	20,000 per 12,000 units	2010/03/30	200,000,000	2009/06/08
17259	CC Rabobank B.A.	HSI European Put Warrants Feb 2010 A	0.300	19,200 per 12,000 units	2010/02/25	200,000,000	2009/06/08
17258	CC Rabobank B.A.	HSI European Put Warrants Jan 2010 B	0.250	18,400 per 12,000 units	2010/01/28	200,000,000	2009/06/08
17274	CC Rabobank B.A.	Hutchison European Warrants Dec 2009 B	0.480	66.0000	2009/12/08	50,000,000	2009/06/08
17275	CC Rabobank B.A.	Tencent Holdings European Wts Feb 2010 B	0.250	84 per 100 units	2010/02/23	220,000,000	2009/06/08
17240	SGA Societe Generale Acceptance N.V.	BOCL Eu Put Wt Dec 09	0.460	3.15 per unit	2009/12/14	150,000,000	2009/06/08
17252	SGA Societe Generale Acceptance N.V.	CNOOC Eu Wt Feb 2010	0.261	10.3800	2010/02/10	400,000,000	2009/06/08
17253	SGA Societe Generale Acceptance N.V.	CNOOC Eu Wt Aug 2010A	0.270	11.8800	2010/08/04	400,000,000	2009/06/08
17241	SGA Societe Generale Acceptance N.V.	CRail Eu Wt Dec 2009	1.060	7.30 per unit	2009/12/14	50,000,000	2009/06/08
17294	BNP Paribas Arbit Issu B.V.	Ch Mobile Euro Wts Dec 2009	0.150	84.98 per 100 units	2009/12/22	200,000,000	2009/06/09
17292	BNP Paribas Arbit Issu B.V.	China Life Euro Wts Nov 2009 B	0.210	35.2000	2009/11/03	200,000,000	2009/06/09
17293	BNP Paribas Arbit Issu B.V.	China Life Euro Wts Jan 2010 B	0.290	38.8000	2010/01/05	200,000,000	2009/06/09
17295	BNP Paribas Arbit Issu B.V.	PetroCh Euro Wts Dec 2009	0.150	9.8800	2009/12/02	200,000,000	2009/06/09
17313	Credit Suisse	CC Bank European Warrants Nov 2009	0.370	6 per unit	2009/11/20	200,000,000	2009/06/09
17314	Credit Suisse	CC Bank European Warrants Dec 2011	0.150	6.2800	2011/12/12	500,000,000	2009/06/09
17290	HK Bank	China COSCO European Warrants Apr 2010	0.250	14.8800	2010/04/22	180,000,000	2009/06/09
17291	HK Bank	PetroChina European Warrants Feb 2011	0.250	10.8800	2011/02/22	180,000,000	2009/06/09
17315	KBC Fin Products Int'l Ltd.	China Life Euro Wts Nov 2009 D	0.340	29.8800	2009/11/09	288,000,000	2009/06/09
17316	KBC Fin Products Int'l Ltd.	China Life Euro Wts Dec 2009 B	0.400	28.8800	2009/12/18	248,000,000	2009/06/09
17317	KBC Fin Products Int'l Ltd.	China Life Euro Wts Dec 2009 C	0.280	31.8800	2009/12/10	358,000,000	2009/06/09
17318	KBC Fin Products Int'l Ltd.	China Life Euro Wts Dec 2009 D	0.250	33.6800	2009/12/09	400,000,000	2009/06/09
17319	KBC Fin Products Int'l Ltd.	China Life Euro Wts Jan 2010 A	0.250	37.2800	2010/01/18	400,000,000	2009/06/09
17320	KBC Fin Products Int'l Ltd.	China Life Eur Put Wt Nov 09 E	0.250	28.0000	2009/11/20	400,000,000	2009/06/09
17321	KBC Fin Products Int'l Ltd.	Sinopec Euro Wts Aug 2011	0.250	5.8880	2011/08/01	400,000,000	2009/06/09
17322	KBC Fin Products Int'l Ltd.	Sinopec Corp Eu Put Wt Sep2010	0.250	6.5880	2010/09/28	400,000,000	2009/06/09
17279	Macquarie Bank Ltd.	Angang Steel European Wts Dec 2009 B	0.253	16.0000	2009/12/30	188,000,000	2009/06/09
17281	Macquarie Bank Ltd.	China COSCO European Warrants Dec 2009	0.250	15.8800	2009/12/30	188,000,000	2009/06/09
17280	Macquarie Bank Ltd.	China Coal European Warrants Mar 2010B	0.251	12.0000	2010/03/30	150,000,000	2009/06/09
17282	Macquarie Bank Ltd.	China Life European Wts Dec 2009	0.251	36.0000	2009/12/30	288,000,000	2009/06/09
17301	Macquarie Bank Ltd.	CNOOC European Warrants Jun 2010	0.259	12.0000	2010/06/29	250,000,000	2009/06/09
17299	Macquarie Bank Ltd.	Hang Seng Bank European Wts Sep 2010	0.251	120 per 100 units	2010/09/29	250,000,000	2009/06/09
17285	Merrill Lynch Int'l & Co. C.V.	Ch Overseas Eur Wt Mar 2010	0.310	19.9900	2010/03/01	200,000,000	2009/06/09



## Newly listed derivative warrants (continued)

Code	Issuer	Name of issue	Issue prices (HK\$)	Strike level/ Subscription price (HK\$) per 10 units	Subscription/ exercise period	Unit issued on initial listing	Listing date
17284	Merrill Lynch Int'l & Co. C.V.	Ch Comm Cons Eu Wt Jan 2010	0.185	12.8900	2010/01/18	200,000,000	2009/06/09
17283	Merrill Lynch Int'l & Co. C.V.	Ch Life Eur Put Wt Feb 10 A	0.405	25.9900	2010/02/08	200,000,000	2009/06/09
17286	Merrill Lynch Int'l & Co. C.V.	Sinopec Euro Wts Dec 2010	0.158	6.5900	2010/12/20	200,000,000	2009/06/09
17288	Merrill Lynch Int'l & Co. C.V.	HSI European Warrants Jan10	0.265	18,800 per 11,000 units	2010/01/28	300,000,000	2009/06/09
17289	Merrill Lynch Int'l & Co. C.V.	HSI European Put Wts Feb10A	0.290	18,200 per 10,000 units	2010/02/25	300,000,000	2009/06/09
17287	Merrill Lynch Int'l & Co. C.V.	SHK Ppt Euro Put Wts Sep10	0.250	90.99 per 100 units	2010/09/20	200,000,000	2009/06/09
17305	CC Rabobank B.A.	Ch Mobile European Put Wts Jun 2010 A	0.250	82 per 100 units	2010/06/25	200,000,000	2009/06/09
17302	CC Rabobank B.A.	China Life European Warrants Dec 2009 A	0.330	32.8000	2009/12/09	80,000,000	2009/06/09
17303	CC Rabobank B.A.	China Life European Warrants Dec 2009 B	0.290	34.4000	2009/12/18	80,000,000	2009/06/09
17311	CC Rabobank B.A.	China Life European Put Warrants Dec 2009	0.420	29.6000	2009/12/18	80,000,000	2009/06/09
17304	CC Rabobank B.A.	Ch Mobile European Warrants Dec 2009 B	0.150	85 per 100 units	2009/12/29	200,000,000	2009/06/09
17312	CC Rabobank B.A.	HKEx European Put Warrants Dec 2009	0.320	132 per 100 units	2009/12/24	180,000,000	2009/06/09
17306	CC Rabobank B.A.	HKEx European Warrants Dec 2009 B	0.250	132 per 100 units	2009/12/24	180,000,000	2009/06/09
17307	CC Rabobank B.A.	PetroChina European Warrants Nov 2009 B	0.150	9.2800	2009/11/23	150,000,000	2009/06/09
17308	CC Rabobank B.A.	PetroChina European Warrants Jul 2010	0.250	9.5000	2010/07/28	150,000,000	2009/06/09
17309	CC Rabobank B.A.	PetroChina European Warrants Oct 2010	0.250	10.4000	2010/10/18	150,000,000	2009/06/09
17310	CC Rabobank B.A.	PetroChina European Put Warrants Mar 2010	0.250	9.8000	2010/03/10	150,000,000	2009/06/09
17297	UBS AG	China Life European Warrants Dec 2009 B	0.550	25.8800	2009/12/21	300,000,000	2009/06/09
17296	UBS AG	China Life European Warrants Jan 2010 A	0.310	31.8800	2010/01/25	300,000,000	2009/06/09
17298	UBS AG	China Life European Warrants Feb 2010 A	0.250	35.8800	2010/02/22	300,000,000	2009/06/09
17300	UBS AG	China Life European Put Warrants Jan 2010 E	0.250	27.8800	2010/01/25	300,000,000	2009/06/09
17356	ABN AMRO Bank N.V.	China Life European Warrants Nov 2009 G	0.338	30.0000	2009/11/02	250,000,000	2009/06/10
17357	BNP Paribas Arbit Issu B.V.	HSCEI European Wts Dec 2009 B	0.250	11,000 per 8,000 units	2009/12/30	200,000,000	2009/06/10
17361	BNP Paribas Arbit Issu B.V.	HSCEI Euro Put Wts Dec 2009 D	0.250	10,800 per 8,000 units	2009/12/30	200,000,000	2009/06/10
17331	HK Bank	HSCEI European Warrants Mar 2010 A	0.250	11,800 per 6,000 units	2010/03/30	180,000,000	2009/06/10
17332	HK Bank	HSCEI European Warrants Mar 2010 B	0.250	12,800 per 4,800 units	2010/03/30	180,000,000	2009/06/10
17333	HK Bank	HSCEI European Warrants Mar 2010 C	0.250	13,800 per 4,000 units	2010/03/30	180,000,000	2009/06/10
17337	HK Bank	HSCEI European Put Warrants Mar 2010 D	0.250	8,800 per 5,000 units	2010/03/30	180,000,000	2009/06/10
17338	HK Bank	HSCEI European Put Warrants Mar 2010 E	0.250	9,800 per 6,800 units	2010/03/30	180,000,000	2009/06/10
17334	HK Bank	HSI European Warrants Mar 2010 A	0.250	20,800 per 9,800 units	2010/03/30	180,000,000	2009/06/10
17335	HK Bank	HSI European Warrants Mar 2010 B	0.250	22,800 per 7,800 units	2010/03/30	180,000,000	2009/06/10
17336	HK Bank	HSI European Warrants Mar 2010 C	0.250	24,800 per 5,800 units	2010/03/30	180,000,000	2009/06/10
17339	HK Bank	HSI European Put Warrants Mar 2010 D	0.250	14,800 per 6,800 units	2010/03/30	180,000,000	2009/06/10
17340	HK Bank	HSI European Put Warrants Mar 2010 E	0.250	16,800 per 9,800 units	2010/03/30	180,000,000	2009/06/10
17350	KBC Fin Products Int'l Ltd.	BOCL European Wts Jan 2010 C	0.250	4.28 per unit	2010/01/04	400,000,000	2009/06/10
17343	KBC Fin Products Int'l Ltd.	BOCL Euro Put Wts Jan 2010 A	0.900	4.08 per unit	2010/01/15	108,000,000	2009/06/10
17342	KBC Fin Products Int'l Ltd.	BOCL European Wts Dec 2009 B	0.250	3.88 per unit	2009/12/10	400,000,000	2009/06/10
17354	KBC Fin Products Int'l Ltd.	Ch Mobile Eu Put Wt Jun 2010 A	0.175	80 per 100 units	2010/06/22	400,000,000	2009/06/10
17344	KBC Fin Products Int'l Ltd.	CC Bank Euro Wts Dec 2009 B	1.000	4.38 per unit	2009/12/18	100,000,000	2009/06/10
17345	KBC Fin Products Int'l Ltd.	CC Bank Euro Wts Dec 2009 C	0.760	4.78 per unit	2009/12/10	128,000,000	2009/06/10
17346	KBC Fin Products Int'l Ltd.	CC Bank Euro Wts Jan 2010 A	0.650	5.08 per unit	2010/01/04	148,000,000	2009/06/10
17347	KBC Fin Products Int'l Ltd.	CC Bank Euro Wts Jan 2010 B	0.250	6.58 per unit	2010/01/18	400,000,000	2009/06/10
17351	KBC Fin Products Int'l Ltd.	China Life Euro Wts Jan 2010 B	0.580	26.8800	2010/01/05	168,000,000	2009/06/10

## Newly listed derivative warrants (continued)

Code	Issuer	Name of issue	Issue prices (HK\$)	Strike level/ Subscription price (HK\$) per 10 units	Subscription/ exercise period	Unit issued on initial listing	Listing date
17352	KBC Fin Products Int'l Ltd.	China Life Euro Wts Feb 2010 A	0.720	24.9800	2010/02/01	138,000,000	2009/06/10
17353	KBC Fin Products Int'l Ltd.	Ch Mobile Euro Wt Dec 2009 B	0.150	85 per 100 units	2009/12/22	400,000,000	2009/06/10
17355	KBC Fin Products Int'l Ltd.	Sinopec Euro Wts Nov 2009 B	0.450	6.80 per unit	2009/11/12	400,000,000	2009/06/10
17348	KBC Fin Products Int'l Ltd.	ICBC European Wts Dec 2009 B	0.790	4.68 per unit	2009/12/18	118,000,000	2009/06/10
17349	KBC Fin Products Int'l Ltd.	ICBC European Wts Dec 2009 C	0.340	5.78 per unit	2009/12/10	288,000,000	2009/06/10
17323	Merrill Lynch Int'l & Co. C.V.	HKEx Eur Put Wts Jan 2010	0.168	111.99 per 100 units	2010/01/11	200,000,000	2009/06/10
17326	SGA Societe Generale Acceptance N.V.	ChiUnicom Eur Wts Dec09	0.267	14.0000	2009/12/23	100,000,000	2009/06/10
17324	SGA Societe Generale Acceptance N.V.	CCB Eur Wt Dec 2009 E	0.400	6.25 per unit	2009/12/21	150,000,000	2009/06/10
17325	SGA Societe Generale Acceptance N.V.	CLife Eu Wt Dec 2009D	0.250	37.6300	2009/12/23	300,000,000	2009/06/10
17329	SGA Societe Generale Acceptance N.V.	HKEx Eu Wt Jan 2010 C	0.218	138.88 per 100 units	2010/01/13	500,000,000	2009/06/10
17327	SGA Societe Generale Acceptance N.V.	HSI Eur Wt Dec 2009 F	0.250	21,200 per 9,000 units	2009/12/30	300,000,000	2009/06/10
17328	SGA Societe Generale Acceptance N.V.	HSI Eur Wt Dec 2009 G	0.250	22,000 per 8,100 units	2009/12/30	300,000,000	2009/06/10
17330	SGA Societe Generale Acceptance N.V.	ICBC Eu Wt Dec 2009 C	0.459	6 per unit	2009/12/14	150,000,000	2009/06/10
17341	UBS AG	China Life European Put Warrants Dec 2009	0.250	24.8800	2009/12/21	300,000,000	2009/06/10
17369	Barclays Bank plc	CC Bank European Warrants Dec 2009	0.260	6.38 per unit	2009/12/21	100,000,000	2009/06/11
17370	Barclays Bank plc	China Life European Warrants Dec 2009 B	0.255	33.8000	2009/12/21	300,000,000	2009/06/11
17371	Barclays Bank plc	A50 China European Warrants Jun 2010	0.250	12.9800	2010/06/29	200,000,000	2009/06/11
17358	HK Bank	BOCL European Warrants Dec 2009 A	0.250	4.38 per unit	2009/12/22	180,000,000	2009/06/11
17366	J P Morgan SP BV	Ch Comm Cons European Warrants Jan 2010	0.263	10.8800	2010/01/18	388,000,000	2009/06/11
17367	J P Morgan SP BV	JX Copper European Warrants Jan 2010	0.376	14.0000	2010/01/18	388,000,000	2009/06/11
17372	KBC Fin Products Int'l Ltd.	BOCL European Wts Mar 2010 A	0.250	4.68 per unit	2010/03/10	400,000,000	2009/06/11
17373	KBC Fin Products Int'l Ltd.	A50 Ch Euro Wts Mar 2010 A	0.250	13.6800	2010/03/01	400,000,000	2009/06/11
17374	KBC Fin Products Int'l Ltd.	HSI Euro Put Wts Jan 2010 A	0.250	21,000 per 20,000 units	2010/01/28	400,000,000	2009/06/11
17359	Merrill Lynch Int'l & Co. C.V.	HS Bank Euro Wts Dec 2009	0.194	109.99 per 100 units	2009/12/28	200,000,000	2009/06/11
17360	Merrill Lynch Int'l & Co. C.V.	Hutchison Euro Wts Jul 2011	0.155	58.89 per 100 units	2011/07/18	200,000,000	2009/06/11
17362	Merrill Lynch Int'l & Co. C.V.	ICBC European Wts Dec 2010A	0.161	3.8900	2010/12/06	200,000,000	2009/06/11
17363	CC Rabobank B.A.	BOCL European Warrants Nov 2009 B	0.240	3.80 per unit	2009/11/09	60,000,000	2009/06/11
17364	CC Rabobank B.A.	CNOOC European Warrants Mar 2010 A	0.210	11.0000	2010/03/29	150,000,000	2009/06/11
17365	CC Rabobank B.A.	Sinopec Corp European Warrants Dec 2010	0.150	6.5800	2010/12/28	250,000,000	2009/06/11
17368	UBS AG	HSI European Put Warrants Jan 2010 A	0.250	17,800 per 15,000 units	2010/01/28	300,000,000	2009/06/11
17382	ABN AMRO Bank N.V.	BOCL European Warrants Dec 2009	0.268	4 per unit	2009/12/28	250,000,000	2009/06/12
17386	ABN AMRO Bank N.V.	BOCL European Put Warrants Dec 2009	0.250	3 per unit	2009/12/29	250,000,000	2009/06/12
17385	ABN AMRO Bank N.V.	ICBC European Put Warrants Dec 2009	0.309	4.18 per unit	2009/12/30	250,000,000	2009/06/12
17377	BNP Paribas Arbit Issu B.V.	Ch Mobile Eu Put Wt Dec 2009	0.200	86 per 100 units	2009/12/02	200,000,000	2009/06/12
17378	J P Morgan SP BV	Ch Overseas European Warrants Dec 2009	0.349	15.8800	2009/12/18	100,000,000	2009/06/12
17379	J P Morgan SP BV	Foxconn European Warrants Sep 2010 A	0.253	4.5800	2010/09/29	180,000,000	2009/06/12
17380	J P Morgan SP BV	Shimao Property European Wts Dec 2009	0.372	15.0000	2009/12/18	100,000,000	2009/06/12
17381	KBC Fin Products Int'l Ltd.	CNOOC European Wts Feb 2010 B	0.250	12.1800	2010/02/12	400,000,000	2009/06/12
17375	SGA Societe Generale Acceptance N.V.	CCB Eur Wt Jan 2010	0.335	6.53 per unit	2010/01/18	150,000,000	2009/06/12
17376	SGA Societe Generale Acceptance N.V.	ICBC Eu Wt Jan 2010 B	0.440	6.30 per unit	2010/01/25	150,000,000	2009/06/12
02435 #	BNP Paribas Arbit Issu B.V.	CC Bank European Wts Dec 2009A	0.064	4.8800	2009/12/07	1,000,000,000	2009/06/12
17387	J P Morgan SP BV	HKEx European Put Wts Jan 2010	0.157	112 per 100 units	2010/01/15	100,000,000	2009/06/15
17395	KBC Fin Products Int'l Ltd.	CNOOC European Wts Dec 2009	0.300	9.3800	2009/12/18	328,000,000	2009/06/15

## Newly listed derivative warrants (continued)

Code	Issuer	Name of issue	Issue prices (HK\$)	Strike level/ Subscription price (HK\$) per 10 units	Subscription/ exercise period	Unit issued on initial listing	Listing date
17388	Macquarie Bank Ltd.	CHALCO European Warrants Dec 2009	0.251	8.0000	2009/12/30	200,000,000	2009/06/15
17389	Macquarie Bank Ltd.	CHALCO European Warrants Mar 2010 A	0.251	10.0000	2010/03/30	200,000,000	2009/06/15
17390	Macquarie Bank Ltd.	Yanzhou Coal European Wts Feb 2010	0.250	14.8800	2010/02/25	200,000,000	2009/06/15
17391	Macquarie Bank Ltd.	Zijin Mining European Wts May 2010	0.252	9.9900	2010/05/28	200,000,000	2009/06/15
17392	CC Rabobank B.A.	CNOOC European Warrants Apr 2010	0.206	12.0000	2010/04/26	150,000,000	2009/06/15
17393	CC Rabobank B.A.	HSBC European Warrants Jul 2011	0.150	75 per 100 units	2011/07/05	200,000,000	2009/06/15
17394	CC Rabobank B.A.	Hutchison European Warrants Jul 2011	0.167	58.88 per 100 units	2011/07/25	60,000,000	2009/06/15
17383	SGA Societe Generale Acceptance N.V.	CLife Eu Wt Jan 2010	0.260	38.8800	2010/01/04	300,000,000	2009/06/15
17384	SGA Societe Generale Acceptance N.V.	CLife Eu Wt Mar 2010A	0.410	34.8800	2010/03/15	300,000,000	2009/06/15
17397	Credit Suisse	China Life European Warrants Dec 2009 A	0.250	36.8800	2009/12/16	200,000,000	2009/06/16
17398	Credit Suisse	China Life European Warrants Dec 2009 B	0.250	32.8800	2009/12/21	200,000,000	2009/06/16
17400	Credit Suisse	CNOOC European Warrants Mar 2010	0.210	11.0000	2010/03/29	200,000,000	2009/06/16
17399	Credit Suisse	Sinopec Corp European Warrants Dec 2010	0.150	6.5800	2010/12/28	200,000,000	2009/06/16
17406	Goldman Sachs SP (Asia)	HSI European Warrants Dec 2009	0.250	19,000 per 8,700 units	2009/12/30	200,000,000	2009/06/16
17409	Goldman Sachs SP (Asia)	HSI European Put Wts Dec 2009 B	0.250	17,400 per 9,600 units	2009/12/30	200,000,000	2009/06/16
17410	Goldman Sachs SP (Asia)	HSI European Put Wts Dec 2009 C	0.250	18,000 per 10,800 units	2009/12/30	200,000,000	2009/06/16
17407	Goldman Sachs SP (Asia)	HSI European Put Wts Jan 2010 A	0.250	16,600 per 8,800 units	2010/01/28	200,000,000	2009/06/16
17408	Goldman Sachs SP (Asia)	HSI European Put Wts Jan 2010 B	0.250	17,000 per 9,500 units	2010/01/28	200,000,000	2009/06/16
17411	KBC Fin Products Int'l Ltd.	HSI Euro Put Wts Dec 2009 D	0.250	17,600 per 12,000 units	2009/12/30	400,000,000	2009/06/16
17396	Merrill Lynch Int'l & Co. C.V.	HSBC Euro Wts May 2011 B	0.153	69.444 per 93 units	2011/05/30	200,000,000	2009/06/16
17401	CC Rabobank B.A.	CC Bank European Warrants Dec 2011	0.150	6.2800	2011/12/12	100,000,000	2009/06/16
17402	CC Rabobank B.A.	CC Bank European Put Warrants Oct 2011	0.250	6.0000	2011/10/31	100,000,000	2009/06/16
17403	CC Rabobank B.A.	CNOOC European Warrants Jun 2010 B	0.250	10.8000	2010/06/04	150,000,000	2009/06/16
17404	CC Rabobank B.A.	CNOOC European Warrants Oct 2010 A	0.250	11.6000	2010/10/22	150,000,000	2009/06/16
17405	CC Rabobank B.A.	Tencent Holdings European Wts Jun 2010 A	0.250	98 per 100 units	2010/06/10	220,000,000	2009/06/16
17178 #	Macquarie Bank Ltd.	CNOOC European Warrants Sep 2009 B	0.136	10.6000	2009/09/29	250,000,000	2009/06/16
17031 #	ABN AMRO Bank N.V.	CC Bank European Warrants Nov 2009 A	0.495	5.588 per unit	2009/11/23	100,000,000	2009/06/16
16086 #	KBC Fin Products Int'l Ltd.	HSI Euro Put Wts Sep 2009 A	0.081	18,400 per 20,000 units	2009/09/29	722,000,000	2009/06/16
16087 #	KBC Fin Products Int'l Ltd.	HSI Euro Put Wts Sep 2009 B	0.095	19,000 per 20,000 units	2009/09/29	532,000,000	2009/06/16
17424	ABN AMRO Bank N.V.	CC Bank European Warrants Dec 2009 A	0.617	5.288 per unit	2009/12/21	150,000,000	2009/06/17
17429	ABN AMRO Bank N.V.	CC Bank European Put Warrants Dec 2009	0.432	4.388 per unit	2009/12/17	100,000,000	2009/06/17
17425	ABN AMRO Bank N.V.	CC Bank European Warrants Nov 2009 B	0.401	5.888 per unit	2009/11/30	150,000,000	2009/06/17
17426	ABN AMRO Bank N.V.	ICBC European Warrants Dec 2009 A	0.632	5.088 per unit	2009/12/17	150,000,000	2009/06/17
17427	ABN AMRO Bank N.V.	ICBC European Warrants Dec 2009 B	0.361	5.888 per unit	2009/12/17	150,000,000	2009/06/17
17431	Deutsche Bank AG	China Mobile European Warrants Mar 2010 A	0.150	95 per 100 units	2010/03/30	200,000,000	2009/06/17
17430	Deutsche Bank AG	China Life European Warrants Dec 2009 E	0.250	41.0000	2009/12/28	300,000,000	2009/06/17
17428	Deutsche Bank AG	A50 China European Warrants Mar 2010 B	0.250	14.0000	2010/03/22	200,000,000	2009/06/17
17432	Deutsche Bank AG	A50 China European Put Wts Mar 2010	0.250	12.0000	2010/03/22	200,000,000	2009/06/17
17433	Deutsche Bank AG	HKEx European Warrants Dec 2009 H	0.250	145 per 100 units	2009/12/28	200,000,000	2009/06/17
17434	Deutsche Bank AG	ICBC European Warrants Dec 2009 B	0.400	5.80 per unit	2009/12/21	200,000,000	2009/06/17
17414	HK Bank	BOCL European Warrants Dec 2009 B	0.250	4.38 per unit	2009/12/22	180,000,000	2009/06/17
17416	HK Bank	A50 China European Warrants Sep 2010 A	0.250	14.6800	2010/09/20	180,000,000	2009/06/17
17415	HK Bank	Jiangxi Copper European Warrants Mar 2010 B	0.250	16.8800	2010/03/17	180,000,000	2009/06/17

## Newly listed derivative warrants (continued)

Code	Issuer	Name of issue	Issue prices (HK\$)	Strike level/ Subscription price (HK\$) per 10 units	Subscription/ exercise period	Unit issued on initial listing	Listing date
17435	KBC Fin Products Int'l Ltd.	BOCL European Wts Dec 2009 C	0.250	5,388 per unit	2009/12/17	400,000,000	2009/06/17
17436	KBC Fin Products Int'l Ltd.	China Life Euro Wts Jan 2010 C	0.250	39.8800	2010/01/11	400,000,000	2009/06/17
17438	KBC Fin Products Int'l Ltd.	HSCEI Euro Wts Dec 2009 D	0.250	11,000 per 8,500 units	2009/12/30	400,000,000	2009/06/17
17442	KBC Fin Products Int'l Ltd.	HSCEI Euro Put Wts Dec 2009 F	0.250	11,800 per 10,800 units	2009/12/30	400,000,000	2009/06/17
17439	KBC Fin Products Int'l Ltd.	HSCEI Euro Put Wts Jan 2010	0.250	12,800 per 14,300 units	2010/01/28	400,000,000	2009/06/17
17440	KBC Fin Products Int'l Ltd.	HSI European Wts Dec 2009 E	0.250	17,800 per 14,800 units	2009/12/30	400,000,000	2009/06/17
17441	KBC Fin Products Int'l Ltd.	HSI European Wts Dec 2009 F	0.250	19,000 per 13,500 units	2009/12/30	400,000,000	2009/06/17
17437	KBC Fin Products Int'l Ltd.	ICBC European Wts Feb 2010 A	0.320	6.38 per unit	2010/02/01	308,000,000	2009/06/17
17412	Macquarie Bank Ltd.	China Overseas European Wts Dec 2009 B	0.250	19.9900	2009/12/17	200,000,000	2009/06/17
17413	Macquarie Bank Ltd.	Shimao Ppt European Warrants Dec 2009	0.250	16.0000	2009/12/17	200,000,000	2009/06/17
17418	CC Rabobank B.A.	HSI European Warrants Dec 2009 F	0.300	17,600 per 10,000 units	2009/12/30	200,000,000	2009/06/17
17419	CC Rabobank B.A.	HSI European Warrants Mar 2010 B	0.250	20,800 per 9,800 units	2010/03/30	200,000,000	2009/06/17
17422	CC Rabobank B.A.	HSI European Put Warrants Dec 2009 G	0.250	17,600 per 10,000 units	2009/12/30	200,000,000	2009/06/17
17443	UBS AG	China Mobile European Warrants Mar 2010 A	0.150	95 per 100 units	2010/03/29	300,000,000	2009/06/17
17423	UBS AG	CC Bank European Warrants Jan 2010 A	0.250	6.88 per unit	2010/01/25	300,000,000	2009/06/17
17421	UBS AG	CC Bank European Warrants Dec 2009 D	0.250	6.38 per unit	2009/12/28	300,000,000	2009/06/17
17420	UBS AG	China Life European Warrants Jan 2010 B	0.250	33.8800	2010/01/25	300,000,000	2009/06/17
17417	UBS AG	China Life European Warrants Feb 2010 B	0.400	27.8800	2010/02/22	300,000,000	2009/06/17
17444	UBS AG	China Mobile European Warrants Apr 2010 C	0.150	82.28 per 100 units	2010/04/26	300,000,000	2009/06/17
17475	ABN AMRO Bank N.V.	Sinopec Corp European Warrants Dec 2009	0.622	7 per unit	2009/12/21	100,000,000	2009/06/18
17474	ABN AMRO Bank N.V.	Sinopec Corp European Warrants Sep 2010	0.167	5.5100	2010/09/30	300,000,000	2009/06/18
17473	ABN AMRO Bank N.V.	HKEx European Warrants Dec 2009 C	0.250	135 per 100 units	2009/12/21	200,000,000	2009/06/18
17476	ABN AMRO Bank N.V.	HKEx European Put Warrants Dec 2009 B	0.193	119.98 per 100 units	2009/12/02	200,000,000	2009/06/18
17468	Deutsche Bank AG	BOCL European Warrants Dec 2009 B	0.250	4.60 per unit	2009/12/28	200,000,000	2009/06/18
17456	HK Bank	Angang Steel European Warrants Jan 2010	0.250	16.8800	2010/01/12	180,000,000	2009/06/18
17457	HK Bank	CM Bank European Warrants Dec 2009	0.250	18.8800	2009/12/23	180,000,000	2009/06/18
17458	HK Bank	Zijin Mining European Warrants May 2010	0.250	8.8800	2010/05/06	180,000,000	2009/06/18
17451	J P Morgan SP BV	Angang Steel European Warrants Dec 2009	0.321	13.8800	2009/12/30	188,000,000	2009/06/18
17452	J P Morgan SP BV	China Coal European Warrants Nov 2009	0.269	9.3800	2009/11/13	200,000,000	2009/06/18
17453	J P Morgan SP BV	HKEx European Warrants Nov 2009	0.237	125 per 100 units	2009/11/23	200,000,000	2009/06/18
17454	J P Morgan SP BV	PICC European Warrants Dec 2010 A	0.254	6.8800	2010/12/30	188,000,000	2009/06/18
17455	J P Morgan SP BV	Zijin Mining European Warrants Feb 2010	0.218	7.8800	2010/02/11	180,000,000	2009/06/18
17466	KBC Fin Products Int'l Ltd.	HSI European Wts Dec 2009 G	0.250	18,400 per 14,500 units	2009/12/30	400,000,000	2009/06/18
17467	KBC Fin Products Int'l Ltd.	HSI Euro Put Wts Jan 2010 B	0.170	18,200 per 14,300 units	2010/01/28	588,000,000	2009/06/18
17463	Macquarie Bank Ltd.	CITIC Bank European Warrants Dec 2009D	0.364	6.50 per unit	2009/12/30	200,000,000	2009/06/18
17464	Macquarie Bank Ltd.	Henderson Land Dev Euro Wts Jun 2010	0.676	60.0000	2010/06/29	200,000,000	2009/06/18
17465	Macquarie Bank Ltd.	Wharf European Warrants Jun 2010 A	0.510	36.0000	2010/06/29	200,000,000	2009/06/18
17449	Merrill Lynch Int'l & Co. C.V.	BOCL European Put Wts Jan10	0.425	3.39 per unit	2010/01/11	200,000,000	2009/06/18
17445	Merrill Lynch Int'l & Co. C.V.	BOCL European Wts Jan 2010B	0.370	4.19 per unit	2010/01/04	200,000,000	2009/06/18
17446	Merrill Lynch Int'l & Co. C.V.	Ch Mobile Eur Wt Oct 2010 A	0.191	86.65 per 100 units	2010/10/11	200,000,000	2009/06/18
17450	Merrill Lynch Int'l & Co. C.V.	Ch Mobile Eu Put Wt Jun 10	0.163	81.99 per 100 units	2010/06/21	200,000,000	2009/06/18
17448	Merrill Lynch Int'l & Co. C.V.	HKEx Eur Put Wts Feb 2010	0.275	131.99 per 100 units	2010/02/08	200,000,000	2009/06/18

## Newly listed derivative warrants (continued)

Code	Issuer	Name of issue	Issue prices (HK\$)	Strike level/ Subscription price (HK\$) per 10 units	Subscription/ exercise period	Unit issued on initial listing	Listing date
17447	Merrill Lynch Int'l & Co. C.V.	HKEx Euro Wts Jan 2010 C	0.216	138.98 per 100 units	2010/01/20	200,000,000	2009/06/18
17459	CC Rabobank B.A.	Ch Mobile European Warrants Apr 2010 A	0.190	70.88 per 100 units	2010/04/19	200,000,000	2009/06/18
17460	CC Rabobank B.A.	Ch Mobile European Warrants Apr 2010 B	0.180	82.28 per 100 units	2010/04/29	200,000,000	2009/06/18
17461	CC Rabobank B.A.	HKEx European Warrants Mar 2010 B	0.250	148 per 100 units	2010/03/31	180,000,000	2009/06/18
17462	CC Rabobank B.A.	HSBC European Warrants Dec 2010 B	0.150	62.963 per 93 units	2010/12/28	200,000,000	2009/06/18
17470	UBS AG	China Mobile European Warrants Mar 2010 B	0.250	63.88 per 100 units	2010/03/29	300,000,000	2009/06/18
17471	UBS AG	HKEx European Warrants Jan 2010 B	0.150	138.88 per 100 units	2010/01/18	300,000,000	2009/06/18
17472	UBS AG	HKEx European Put Warrants Dec 2009 E	0.150	120 per 100 units	2009/12/28	300,000,000	2009/06/18
17469	UBS AG	ICBC European Warrants Dec 2009 A	0.410	5.38 per unit	2009/12/28	300,000,000	2009/06/18
17503	ABN AMRO Bank N.V.	China Mobile European Wts Dec 2009	0.150	85 per 100 units	2009/12/29	200,000,000	2009/06/19
17501	KBC Fin Products Int'l Ltd.	CC Bank Euro Wts Mar 2010	0.270	7.18 per unit	2010/03/01	368,000,000	2009/06/19
17500	KBC Fin Products Int'l Ltd.	HSI Euro Put Wts Feb 2010 A	0.250	22,000 per 20,000 units	2010/02/25	400,000,000	2009/06/19
17502	KBC Fin Products Int'l Ltd.	ICBC European Wts Feb 2010 B	0.250	6.988 per unit	2010/02/12	400,000,000	2009/06/19
17490	Macquarie Bank Ltd.	CRCC European Warrants Sep 2010	0.251	13.0000	2010/09/29	300,000,000	2009/06/19
17499	Standard Bank PLC	A50 China European Warrants Feb 2010	0.250	13.3800	2010/02/26	200,000,000	2009/06/19
17495	SGA Societe Generale Acceptance N.V.	HKEx Eu Put Wt Jan 10	0.251	125 per 100 units	2010/01/04	500,000,000	2009/06/19
17491	SGA Societe Generale Acceptance N.V.	HSI Eu Put Wt Dec 09H	0.265	18,400 per 10,000 units	2009/12/30	300,000,000	2009/06/19
17492	SGA Societe Generale Acceptance N.V.	HSI Eu Put Wt Dec 09I	0.310	19,200 per 10,000 units	2009/12/30	300,000,000	2009/06/19
17493	SGA Societe Generale Acceptance N.V.	HSI Eu Put Wt Dec 09J	0.360	20,000 per 10,000 units	2009/12/30	300,000,000	2009/06/19
17494	SGA Societe Generale Acceptance N.V.	HSI Eu Put Wt Dec 09K	0.415	20,800 per 10,000 units	2009/12/30	300,000,000	2009/06/19
17496	SGA Societe Generale Acceptance N.V.	ICBC Eu Put Wt Dec09E	0.667	4.90 per unit	2009/12/21	150,000,000	2009/06/19
17498	UBS AG	Sinopec Corp European Warrants Dec 2010	0.150	6.5800	2010/12/20	300,000,000	2009/06/19
17497	UBS AG	Sinopec Corp European Warrants Jul 2011	0.160	5.8880	2011/07/25	300,000,000	2009/06/19
15398 #	Deutsche Bank AG	Sinopec Corp European Warrants Nov 2009 A	0.079	5.6000	2009/11/09	300,000,000	2009/06/19
15715 #	SGA Societe Generale Acceptance N.V.	CP&CC Eur Wt Nov 09A	0.073	5.9900	2009/11/23	500,000,000	2009/06/19
17480	Macquarie Bank Ltd.	HSCEI European Put Warrants Dec 2009 D	0.250	10,800 per 7,800 units	2009/12/30	200,000,000	2009/06/22
17477	CC Rabobank B.A.	A50 China European Warrants Jul 2010	0.250	14.0000	2010/07/19	100,000,000	2009/06/22
17478	CC Rabobank B.A.	A50 China European Warrants Sep 2010	0.250	14.8000	2010/09/10	100,000,000	2009/06/22
17479	CC Rabobank B.A.	A50 China European Warrants Nov 2010 A	0.250	15.6000	2010/11/12	100,000,000	2009/06/22
17481	UBS AG	A50 China European Warrants Mar 2010 B	0.250	14.3800	2010/03/29	300,000,000	2009/06/22
17482	UBS AG	A50 China European Put Warrants Mar 2010	0.150	11.5800	2010/03/22	300,000,000	2009/06/22
17485	HK Bank	CHALCO European Warrants Jun 2010 B	0.250	10.3800	2010/06/22	180,000,000	2009/06/23
17505	HK Bank	China Overseas European Warrants Dec 2009	0.250	20.2800	2009/12/23	180,000,000	2009/06/23
17504	HK Bank	CC Bank European Warrants Dec 2009	0.650	6.88 per unit	2009/12/23	180,000,000	2009/06/23
17486	HK Bank	China Coal European Warrants Mar 2010 A	0.250	10.8800	2010/03/22	180,000,000	2009/06/23
17488	HK Bank	CNOOC European Warrants Apr 2010	0.250	12.2800	2010/04/22	180,000,000	2009/06/23
17489	HK Bank	Sinopec Corp European Warrants Jan 2010	0.880	6.88 per unit	2010/01/12	180,000,000	2009/06/23
17487	HK Bank	China Railway European Warrants Dec 2010	0.250	7.1800	2010/12/29	180,000,000	2009/06/23
17483	Macquarie Bank Ltd.	China Unicom European Wts Sep 2010	0.250	15.0000	2010/09/29	300,000,000	2009/06/23
17484	Macquarie Bank Ltd.	HSCEI European Warrants Jan 2010	0.250	11,800 per 7,300 units	2010/01/28	200,000,000	2009/06/23
17028 #	Deutsche Bank AG	HKEx European Warrants Nov 2009 D	0.171	125 per 100 units	2009/11/30	200,000,000	2009/06/23
17506	Macquarie Bank Ltd.	China Mobile European Wts Oct 2010	0.150	86.60 per 100 units	2010/10/13	250,000,000	2009/06/24

## Newly listed derivative warrants (continued)

Code	Issuer	Name of issue	Issue prices (HK\$)	Strike level/ Subscription price (HK\$) per 10 units	Subscription/ exercise period	Unit issued on initial listing	Listing date
17509	SGA Societe Generale Acceptance N.V.	CCB Eur Wt Dec 2011	0.174	6.2800	2011/12/05	500,000,000	2009/06/24
17507	SGA Societe Generale Acceptance N.V.	Chi COSCO Euro Wt Feb10A	0.310	8.8800	2010/02/17	150,000,000	2009/06/24
17508	SGA Societe Generale Acceptance N.V.	Petch Eu Wt Mar 2010	0.150	9.0000	2010/03/24	300,000,000	2009/06/24
17510	UBS AG	CM Bank European Warrants Dec 2009 A	0.150	21.5800	2009/12/28	300,000,000	2009/06/24
17511	UBS AG	CM Bank European Warrants Dec 2009 B	0.250	18.6800	2009/12/28	300,000,000	2009/06/24
16518 #	Deutsche Bank AG	China Life European Warrants Oct 2009 B	0.160	32.0000	2009/10/19	300,000,000	2009/06/24
17512	ABN AMRO Bank N.V.	A50 China European Warrants Mar 2010 A	0.213	13.6800	2010/03/01	200,000,000	2009/06/25
17513	ABN AMRO Bank N.V.	A50 China European Put Wts Dec 2009	0.186	12.3800	2009/12/30	200,000,000	2009/06/25
17517	Deutsche Bank AG	Sinopec Corp European Warrants Dec 2009 B	0.280	7.60 per unit	2009/12/28	200,000,000	2009/06/25
17520	J P Morgan SP BV	CC Bank Euro Put Wts Dec 2009	0.236	4.20 per unit	2009/12/23	188,000,000	2009/06/25
17519	J P Morgan SP BV	Cheung Kong European Put Warrants Mar2010	0.188	90 per 100 units	2010/03/01	188,000,000	2009/06/25
17521	J P Morgan SP BV	China Life European Put Warrants Oct 2009	0.177	25.0000	2009/10/22	188,000,000	2009/06/25
17522	J P Morgan SP BV	Ch Railway Cons European Warrants Feb2010	0.265	11.8800	2010/02/08	188,000,000	2009/06/25
17524	J P Morgan SP BV	A50 China European Warrants Mar 2010 A	0.259	12.8800	2010/03/30	288,000,000	2009/06/25
17523	J P Morgan SP BV	HS Bank European Put Warrants Mar 2010	0.251	110 per 100 units	2010/03/30	150,000,000	2009/06/25
17530	KBC Fin Products Int'l Ltd.	HSI European Wts Dec 2009 I	0.250	17,000 per 14,300 units	2009/12/30	400,000,000	2009/06/25
17518	KBC Fin Products Int'l Ltd.	HSI Euro Put Wts Dec 2009 H	0.250	16,600 per 10,500 units	2009/12/30	400,000,000	2009/06/25
17514	CC Rabobank B.A.	A50 China European Warrants Jun 2010 B	0.250	14.0000	2010/06/18	100,000,000	2009/06/25
17515	CC Rabobank B.A.	A50 China European Warrants Oct 2010 A	0.250	15.6000	2010/10/08	100,000,000	2009/06/25
17516	CC Rabobank B.A.	A50 China European Put Warrants Jan 2010A	0.340	14.8000	2010/01/22	100,000,000	2009/06/25
17525	UBS AG	CNOOC European Warrants Dec 2009	0.150	9.3800	2009/12/28	300,000,000	2009/06/25
17526	UBS AG	CNOOC European Warrants Feb 2010	0.150	10.3800	2010/02/08	300,000,000	2009/06/25
17527	UBS AG	CNOOC European Warrants Aug 2010	0.150	11.8800	2010/08/02	300,000,000	2009/06/25
17528	UBS AG	CNOOC European Put Warrants Apr 2010	0.250	8.8800	2010/04/26	300,000,000	2009/06/25
17529	UBS AG	Jiangxi Copper European Warrants Dec 2009 B	0.250	14.3800	2009/12/28	300,000,000	2009/06/25
16665 #	CC Rabobank B.A.	A50 China European Put Warrants Nov 2009	0.062	10.8000	2009/11/27	200,000,000	2009/06/25
15863 #	SGA Societe Generale Acceptance N.V.	CP&CC Eur Wt Nov 09B	0.081	5.6100	2009/11/02	500,000,000	2009/06/25
17546	BOCI Asia Ltd.	Mongolia Energy European Warrants Dec 2009	0.850	3.48 per unit	2009/12/28	200,000,000	2009/06/26
17547	BNP Paribas Arbit Issu B.V.	A50 China Euro Wts Apr 2010 A	0.250	13.9800	2010/04/26	200,000,000	2009/06/26
17548	Credit Suisse	A50 China European Warrants Feb 2010	0.250	13.8800	2010/02/22	200,000,000	2009/06/26
17552	Credit Suisse	A50 China European Put Warrants Feb 2010	0.250	12.8800	2010/02/22	200,000,000	2009/06/26
17538	HK Bank	BOCL European Put Warrants Jan 2010	0.250	2.88 per unit	2010/01/11	180,000,000	2009/06/26
17539	HK Bank	CC Bank European Put Warrants Jan 2010	0.420	4.68 per unit	2010/01/12	180,000,000	2009/06/26
17540	HK Bank	China Life European Put Warrants Jan 2010	0.250	23.8800	2010/01/22	180,000,000	2009/06/26
17541	HK Bank	HKEx European Put Warrants Aug 2010	0.250	102.88 per 100 units	2010/08/18	180,000,000	2009/06/26
17542	HK Bank	ICBC European Put Warrants Jan 2010	0.360	4.28 per unit	2010/01/18	180,000,000	2009/06/26
17531	Macquarie Bank Ltd.	CM Bank European Warrants Feb 2010	0.251	20.0000	2010/02/25	200,000,000	2009/06/26
17533	Macquarie Bank Ltd.	Sinopec Corp Euro Put Wts Dec 2009	0.610	5 per unit	2009/12/30	150,000,000	2009/06/26
17532	Macquarie Bank Ltd.	A50 China European Put Warrants Apr 10	0.250	12.0000	2010/04/08	250,000,000	2009/06/26
17534	Merrill Lynch Int'l & Co. C.V.	CM Bank Euro Wts Mar 2010 A	0.435	13.9900	2010/03/15	200,000,000	2009/06/26
17537	Merrill Lynch Int'l & Co. C.V.	Sinopec Eu Put Warrants Dec09	0.475	4.59 per unit	2009/12/29	200,000,000	2009/06/26
17535	Merrill Lynch Int'l & Co. C.V.	ICBC European Wts Jan 2010	0.810	5.49 per unit	2010/01/28	200,000,000	2009/06/26
17536	Merrill Lynch Int'l & Co. C.V.	ICBC European Put Wts Feb10	0.600	4.49 per unit	2010/02/01	200,000,000	2009/06/26



## Newly listed derivative warrants (continued)

Code	Issuer	Name of issue	Issue prices (HK\$)	Strike level/ Subscription price (HK\$) per 10 units	Subscription/ exercise period	Unit issued on initial listing	Listing date
17543	SGA Societe Generale Acceptance N.V.	BOCom Eur Wt Aug 10 A	0.250	7.5000	2010/08/02	200,000,000	2009/06/26
17544	SGA Societe Generale Acceptance N.V.	CITBK Euro Wts Dec09	0.716	5.50 per unit	2009/12/28	50,000,000	2009/06/26
17545	SGA Societe Generale Acceptance N.V.	HWL Eur Wt Jul 2010	0.151	46.88 per 100 units	2010/07/21	500,000,000	2009/06/26
17551	Citigroup Global Mkt H Inc.	CITIC Pacific Eu Wt Apr 2010	0.310	20.0000	2010/04/26	150,000,000	2009/06/29
17550	Citigroup Global Mkt H Inc.	CM Bank European Wts Apr 2010	0.250	20.0000	2010/04/26	175,000,000	2009/06/29
17549	Citigroup Global Mkt H Inc.	A50 China European Wts May10	0.250	14.6800	2010/05/31	175,000,000	2009/06/29
17554	Citigroup Global Mkt H Inc.	A50 China Eur Put Wts May10	0.260	11.8800	2010/05/31	175,000,000	2009/06/29
17553	Citigroup Global Mkt H Inc.	ICBC European Wts Apr 2010	0.680	6 per unit	2010/04/26	75,000,000	2009/06/29
17577	KBC Fin Products Int'l Ltd.	China Life Eur Put Wt Nov 09 F	0.250	26.2800	2009/11/09	400,000,000	2009/06/29
17575	Macquarie Bank Ltd.	A50 China European Warrants Feb 2010	0.251	15.0000	2010/02/25	200,000,000	2009/06/29
17576	Macquarie Bank Ltd.	Tencent European Warrants Dec 2010	0.250	120 per 100 units	2010/12/30	200,000,000	2009/06/29
17555	UBS AG	BOCL European Warrants Jan 2010 A	0.330	3.38 per unit	2010/01/11	300,000,000	2009/06/29
17556	UBS AG	BOCL European Warrants Jan 2010 B	0.270	3.88 per unit	2010/01/11	300,000,000	2009/06/29
17563	UBS AG	China Mobile European Put Warrants Jun 2010 A	0.175	79.95 per 100 units	2010/06/28	300,000,000	2009/06/29
17558	UBS AG	CC Bank European Warrants Mar 2010 A	0.250	7.38 per unit	2010/03/29	300,000,000	2009/06/29
17570	UBS AG	CC Bank European Put Warrants Jan 2010	0.730	5.88 per unit	2010/01/25	300,000,000	2009/06/29
17557	UBS AG	CC Bank European Warrants Jan 2010 B	0.750	5.38 per unit	2010/01/25	300,000,000	2009/06/29
17559	UBS AG	China Life European Warrants Oct 2009	0.150	30.8800	2009/10/12	200,000,000	2009/06/29
17560	UBS AG	China Life European Warrants Nov 2009	0.150	32.8800	2009/11/23	200,000,000	2009/06/29
17561	UBS AG	China Life European Warrants Jan 2010 C	0.360	26.8800	2010/01/11	300,000,000	2009/06/29
17562	UBS AG	China Life European Warrants Jan 2010 D	0.150	36.8800	2010/01/18	300,000,000	2009/06/29
17571	UBS AG	China Life European Put Warrants Jan 2010 F	0.250	25.8800	2010/01/25	300,000,000	2009/06/29
17564	UBS AG	China Mobile European Put Warrants Jul 2010 B	0.250	86.88 per 100 units	2010/07/19	300,000,000	2009/06/29
17565	UBS AG	Sinopec Corp European Put Warrants Oct 2010	0.250	6.8800	2010/10/25	300,000,000	2009/06/29
17568	UBS AG	A50 China European Put Warrants Dec 2009	0.150	12.3800	2009/12/28	200,000,000	2009/06/29
17569	UBS AG	A50 China European Put Warrants Jan 2010	0.250	13.8800	2010/01/11	300,000,000	2009/06/29
17567	UBS AG	HKEx European Warrants Jun 2010 A	0.250	133.88 per 100 units	2010/06/28	300,000,000	2009/06/29
17572	UBS AG	HKEx European Put Warrants Jan 2010	0.250	128.88 per 100 units	2010/01/11	300,000,000	2009/06/29
17573	UBS AG	HKEx European Put Warrants Feb 2010 C	0.250	118.88 per 100 units	2010/02/22	300,000,000	2009/06/29
17574	UBS AG	HKEx European Put Warrants Jul 2010 A	0.250	108.88 per 100 units	2010/07/12	300,000,000	2009/06/29
17566	UBS AG	HKEx European Warrants Feb 2010 B	0.250	123.88 per 100 units	2010/02/22	300,000,000	2009/06/29
17583	Deutsche Bank AG	HSI European Put Warrants Dec 2009 G	0.250	17,200 per 12,000 units	2009/12/30	300,000,000	2009/06/30
17584	KBC Fin Products Int'l Ltd.	BOCL Euro Put Wts Jan 2010 B	0.250	2.88 per unit	2010/01/04	400,000,000	2009/06/30
17578	CC Rabobank B.A.	CNOOC European Warrants Mar 2010 B	0.250	8.6000	2010/03/30	130,000,000	2009/06/30
17579	CC Rabobank B.A.	CNOOC European Warrants Jul 2010	0.250	9.2000	2010/07/16	130,000,000	2009/06/30
17580	CC Rabobank B.A.	CNOOC European Warrants Nov 2010 A	0.250	9.8000	2010/11/05	130,000,000	2009/06/30
17581	CC Rabobank B.A.	CNOOC European Put Warrants May 2010	0.200	8.5800	2010/05/26	130,000,000	2009/06/30
17582	CC Rabobank B.A.	Renhe Comm European Warrants Jan 2010	0.320	2 per unit	2010/01/08	88,000,000	2009/06/30
17585	SGA Societe Generale Acceptance N.V.	Ch Mob Eu Wt Dec 2010	0.151	83.80 per 100 units	2010/12/01	800,000,000	2009/07/02
17586	SGA Societe Generale Acceptance N.V.	CTel Eu Wt Feb 2010 A	0.520	4.20 per unit	2010/02/01	150,000,000	2009/07/02
17587	SGA Societe Generale Acceptance NV	Zijin Mining Eu Wt Jul10A	0.260	6.0000	2010/07/12	200,000,000	2009/07/02
17590	UBS AG	CHALCO European Warrants Jan 2010	0.150	8.8800	2010/01/18	200,000,000	2009/07/02
17591	UBS AG	China COSCO European Warrants Feb 2010 A	0.250	10.3800	2010/02/22	200,000,000	2009/07/02



## Newly listed derivative warrants (continued)

Code	Issuer	Name of issue	Issue prices (HK\$)	Strike level/ Subscription price (HK\$) per 10 units	Subscription/ exercise period	Unit issued on initial listing	Listing date
17593	UBS AG	China Tel European Warrants Dec 2009 G	0.450	3.88 per unit	2009/12/14	200,000,000	2009/07/02
17594	UBS AG	China Tel European Warrants Jan 2010 B	0.280	4.38 per unit	2010/01/04	200,000,000	2009/07/02
17588	UBS AG	PetroChina European Warrants Feb 2010	0.150	7.5800	2010/02/08	200,000,000	2009/07/02
17589	UBS AG	PetroChina European Warrants Apr 2010 A	0.150	8.3800	2010/04/26	200,000,000	2009/07/02
17592	UBS AG	PetroChina European Put Warrants Feb 2010	0.150	8.6000	2010/02/01	200,000,000	2009/07/02
17595	UBS AG	Ping An European Warrants Jun 2010	0.150	53.08 per 100 units	2010/06/28	200,000,000	2009/07/02
16944 #	Deutsche Bank AG	HKEx European Put Warrants Nov 2009 B	0.105	110 per 100 units	2009/11/16	200,000,000	2009/07/02
17600	Deutsche Bank AG	CC Bank European Warrants Feb 2010	0.560	7.50 per unit	2010/02/08	200,000,000	2009/07/03
17604	Deutsche Bank AG	CC Bank European Put Warrants Feb 2010	0.700	5.38 per unit	2010/02/01	200,000,000	2009/07/03
17596	Deutsche Bank AG	China Life European Warrants Dec 2009 F	0.260	32.8800	2009/12/21	200,000,000	2009/07/03
17597	Deutsche Bank AG	A50 China European Warrants Mar 2010 C	0.250	15.0000	2010/03/29	200,000,000	2009/07/03
17598	Deutsche Bank AG	A50 China European Put Wts Apr 2010 A	0.300	13.5000	2010/04/19	200,000,000	2009/07/03
17599	Deutsche Bank AG	HSI European Warrants Dec 2009 H	0.150	19,000 per 13,500 units	2009/12/30	300,000,000	2009/07/03
17601	KBC Fin Products Int'l Ltd.	BOCL European Wts Jan 2010 D	0.250	4.58 per unit	2010/01/04	400,000,000	2009/07/03
17602	KBC Fin Products Int'l Ltd.	BOCL European Wts Jan 2010 E	0.250	4.98 per unit	2010/01/18	400,000,000	2009/07/03
17610	KBC Fin Products Int'l Ltd.	BOCL Euro Put Wts Jan 2010 F	0.300	3.08 per unit	2010/01/15	328,000,000	2009/07/03
17603	KBC Fin Products Int'l Ltd.	CC Bank Euro Wts Dec 2009 D	0.497	6.88 per unit	2009/12/16	198,000,000	2009/07/03
17605	KBC Fin Products Int'l Ltd.	CC Bank Euro Wts Jan 2010 C	0.380	7.38 per unit	2010/01/04	258,000,000	2009/07/03
17611	KBC Fin Products Int'l Ltd.	CC Bank Euro Put Wts Dec 2009F	0.188	4.28 per unit	2009/12/18	400,000,000	2009/07/03
17606	KBC Fin Products Int'l Ltd.	China Tel Euro Wts Jan 2010 A	0.460	3.88 per unit	2010/01/04	208,000,000	2009/07/03
17607	KBC Fin Products Int'l Ltd.	China Tel Euro Wts Jan 2010 B	0.290	4.38 per unit	2010/01/04	338,000,000	2009/07/03
17608	KBC Fin Products Int'l Ltd.	ICBC European Wts Jan 2010	0.310	6.68 per unit	2010/01/08	318,000,000	2009/07/03
17609	KBC Fin Products Int'l Ltd.	PetroChina Euro Wts Mar 2010 B	0.150	9.0000	2010/03/23	438,000,000	2009/07/03
17612	KBC Fin Products Int'l Ltd.	PetroChina Eur Put Wt Feb 10 C	0.250	9.6800	2010/02/18	400,000,000	2009/07/03
16772 #	KBC Fin Products Int'l Ltd.	HSI Euro Put Wts Oct 2009 M	0.070	16,800 per 15,500 units	2009/10/29	600,000,000	2009/07/03
17625	ABN AMRO Bank N.V.	CC Bank European Warrants Dec 2009 B	0.743	6.38 per unit	2009/12/21	200,000,000	2009/07/06
17626	Deutsche Bank AG	HSI European Put Warrants Dec 2009 I	0.170	17,800 per 12,000 units	2009/12/30	300,000,000	2009/07/06
17627	KBC Fin Products Int'l Ltd.	CC Bank Euro Put Wts Nov 2010	0.250	6.8800	2010/11/02	338,000,000	2009/07/06
17624	KBC Fin Products Int'l Ltd.	CC Bank Euro Wts Jan 2010 D	0.340	7.78 per unit	2010/01/08	288,000,000	2009/07/06
17622	KBC Fin Products Int'l Ltd.	HSI Euro Put Wts Jan 2010 C	0.250	18,600 per 14,700 units	2010/01/28	400,000,000	2009/07/06
17623	KBC Fin Products Int'l Ltd.	HSI Euro Put Wts Jan 2010 D	0.250	19,000 per 15,600 units	2010/01/28	400,000,000	2009/07/06
17628	KBC Fin Products Int'l Ltd.	ICBC Euro Put Wts Nov 2010 B	0.250	6.4800	2010/11/08	208,000,000	2009/07/06
17613	Macquarie Bank Ltd.	CC Bank European Warrants Jan 2010	0.648	7 per unit	2010/01/28	300,000,000	2009/07/06
17617	Macquarie Bank Ltd.	CC Bank European Put Warrants Jan 2010	0.518	5 per unit	2010/01/28	300,000,000	2009/07/06
17614	Macquarie Bank Ltd.	CNOOC European Warrants Jan 2010	0.252	8.0000	2010/01/28	300,000,000	2009/07/06
17615	SGA Societe Generale Acceptance N.V.	CHALCO Eu Wt Mar 2010	0.160	10.0000	2010/03/24	250,000,000	2009/07/06
17621	SGA Societe Generale Acceptance N.V.	A50 Ch Eu Wt Mar 10 B	0.190	14.3800	2010/03/22	300,000,000	2009/07/06
17616	SGA Societe Generale Acceptance N.V.	HSI Eu Put Wt Jan 10A	0.250	17,000 per 9,000 units	2010/01/28	300,000,000	2009/07/06
17618	SGA Societe Generale Acceptance N.V.	HSI Eu Put Wt Jan 10B	0.300	18,000 per 9,000 units	2010/01/28	300,000,000	2009/07/06
17619	SGA Societe Generale Acceptance N.V.	JIANC Eu Wts Jan10	0.280	13.8800	2010/01/11	250,000,000	2009/07/06
17620	SGA Societe Generale Acceptance N.V.	JIANC Eu Wts Feb 10 A	0.380	11.8800	2010/02/03	250,000,000	2009/07/06
17165 #	Merrill Lynch Int'l & Co. C.V.	HSI European Put Wts Dec09	0.167	17,200 per 10,000 units	2009/12/30	200,000,000	2009/07/06

## Newly listed derivative warrants (continued)

Code	Issuer	Name of issue	Issue prices (HK\$)	Strike level/ Subscription price (HK\$) per 10 units	Subscription/ exercise period	Unit issued on initial listing	Listing date
17646	Barclays Bank plc	HKEx European Warrants Mar 2010 A	0.252	130 per 100 units	2010/03/30	500,000,000	2009/07/07
17650	Barclays Bank plc	HKEx European Put Warrants Mar 2010	0.250	112 per 100 units	2010/03/30	500,000,000	2009/07/07
17635	Barclays Bank plc	HSI European Put Warrants Jan 2010 C	0.250	17,000 per 10,000 units	2010/01/28	500,000,000	2009/07/07
17631	Barclays Bank plc	HSI European Warrants Jan 2010 A	0.262	19,300 per 10,000 units	2010/01/28	500,000,000	2009/07/07
17632	Barclays Bank plc	HSI European Warrants Jan 2010 B	0.252	20,000 per 10,000 units	2010/01/28	500,000,000	2009/07/07
17641	KBC Fin Products Int'l Ltd.	China Tel Euro Wts Feb 2010	0.280	4.78 per unit	2010/02/10	348,000,000	2009/07/07
17642	KBC Fin Products Int'l Ltd.	China Tel Euro Wts Mar 2010	0.250	5.18 per unit	2010/03/08	400,000,000	2009/07/07
17639	KBC Fin Products Int'l Ltd.	CC Bank Euro Wts Feb 2010 A	0.280	8.28 per unit	2010/02/01	338,000,000	2009/07/07
17640	KBC Fin Products Int'l Ltd.	CC Bank Euro Wts Feb 2010 B	0.250	8.88 per unit	2010/02/08	400,000,000	2009/07/07
17644	KBC Fin Products Int'l Ltd.	A50 Ch Euro Wts Jan 2010 B	0.250	14.4800	2010/01/18	400,000,000	2009/07/07
17645	KBC Fin Products Int'l Ltd.	A50 Ch Euro Wts Mar 2010 B	0.250	15.2800	2010/03/10	400,000,000	2009/07/07
17643	KBC Fin Products Int'l Ltd.	ICBC European Wts Feb 2010 C	0.270	7.48 per unit	2010/02/18	368,000,000	2009/07/07
17629	Macquarie Bank Ltd.	China Overseas European Wts Mar 2010	0.250	25.0000	2010/03/30	200,000,000	2009/07/07
17633	Macquarie Bank Ltd.	China Overseas European Put Wts Mar10	0.251	15.0000	2010/03/30	200,000,000	2009/07/07
17630	Macquarie Bank Ltd.	Tencent European Put Warrants Jun 10A	0.250	80 per 100 units	2010/06/29	200,000,000	2009/07/07
17634	UBS AG	China Shenhua European Warrants Jan 2010	0.390	33.8800	2010/01/11	100,000,000	2009/07/07
17636	UBS AG	A50 China European Warrants Feb 2010 C	0.170	14.9800	2010/02/22	200,000,000	2009/07/07
17637	UBS AG	A50 China European Warrants Apr 2010	0.250	15.8800	2010/04/26	200,000,000	2009/07/07
17638	UBS AG	A50 China European Warrants May 2010 A	0.250	16.8800	2010/05/31	200,000,000	2009/07/07
16355 #	CC Rabobank B.A.	A50 China European Put Warrants Dec 2009	0.127	12.4000	2009/12/18	100,000,000	2009/07/07
16752 #	CC Rabobank B.A.	HSBC European Put Warrants Nov 2009	0.062	61.111 per 93 units	2009/11/25	200,000,000	2009/07/07
17668	BNP Paribas Arbit Issu B.V.	BOCL European Wts Dec 2009 B	0.260	4.19 per unit	2009/12/14	150,000,000	2009/07/08
17670	BNP Paribas Arbit Issu B.V.	HKEx European Put Wts Feb 2010	0.300	130 per 100 units	2010/02/02	200,000,000	2009/07/08
17669	BNP Paribas Arbit Issu B.V.	HKEx European Wts Mar 2010 B	0.250	138 per 100 units	2010/03/02	200,000,000	2009/07/08
17684	BNP Paribas Arbit Issu B.V.	ICBC European Wts Sep 2010	0.150	5.0900	2010/09/02	300,000,000	2009/07/08
17661	Merrill Lynch Int'l & Co. C.V.	CK(H) European Wts Oct 2010	0.250	96.99 per 100 units	2010/10/25	150,000,000	2009/07/08
17662	Merrill Lynch Int'l & Co. C.V.	Ch Shenhua Eur Wts Jan 2010	0.320	33.9900	2010/01/25	150,000,000	2009/07/08
17660	Merrill Lynch Int'l & Co. C.V.	A50 China Eur Wt Feb 2010	0.174	14.9900	2010/02/22	150,000,000	2009/07/08
17663	Merrill Lynch Int'l & Co. C.V.	JX Copper Euro Wts Mar10	0.206	16.8900	2010/03/15	150,000,000	2009/07/08
17664	Merrill Lynch Int'l & Co. C.V.	SHK Ppt Euro Wts Oct 2010	0.250	110.99 per 100 units	2010/10/18	150,000,000	2009/07/08
17675	CC Rabobank B.A.	Ch Mobile European Warrants Aug 2010	0.160	75.88 per 100 units	2010/08/09	190,000,000	2009/07/08
17680	CC Rabobank B.A.	Sinopec Corp European Warrants Aug 2011	0.180	5.8900	2011/08/01	180,000,000	2009/07/08
17678	CC Rabobank B.A.	HSBC European Warrants Jun 2010 A	0.150	61.50 per 100 units	2010/06/14	230,000,000	2009/07/08
17677	CC Rabobank B.A.	HSBC European Warrants Aug 2010	0.170	56.88 per 100 units	2010/08/02	230,000,000	2009/07/08
17665	CC Rabobank B.A.	HSI European Warrants Nov 2009 C	0.230	18,000 per 10,000 units	2009/11/27	200,000,000	2009/07/08
17666	CC Rabobank B.A.	HSI European Warrants Nov 2009 D	0.175	19,000 per 10,000 units	2009/11/27	200,000,000	2009/07/08
17667	CC Rabobank B.A.	HSI European Put Warrants Nov 2009 F	0.165	17,600 per 10,000 units	2009/11/27	200,000,000	2009/07/08
17681	CC Rabobank B.A.	ICBC European Warrants Dec 2010 A	0.150	5.6800	2010/12/13	180,000,000	2009/07/08
17682	CC Rabobank B.A.	PetroChina European Warrants Mar 2010 B	0.150	9.0000	2010/03/30	150,000,000	2009/07/08
17647	SGA Societe Generale Acceptance N.V.	Ch Overseas Eu Wt Dec09	0.395	19.0000	2009/12/14	200,000,000	2009/07/08
17648	SGA Societe Generale Acceptance N.V.	Ch Overseas Eu Wt Feb10	0.510	18.3800	2010/02/22	200,000,000	2009/07/08

## Newly listed derivative warrants (continued)

Code	Issuer	Name of issue	Issue prices (HK\$)	Strike level/ Subscription price (HK\$) per 10 units	Subscription/ exercise period	Unit issued on initial listing	Listing date
17674	SGA Societe Generale Acceptance N.V.	A50 Ch Eu Wt Feb 2010	0.174	14.9800	2010/02/22	300,000,000	2009/07/08
17652	SGA Societe Generale Acceptance N.V.	HSCEI Eu Wt Jan 2010A	0.250	10,600 per 8,000 units	2010/01/28	300,000,000	2009/07/08
17653	SGA Societe Generale Acceptance N.V.	HSCEI Eu Wt Jan 2010B	0.250	11,100 per 7,000 units	2010/01/28	300,000,000	2009/07/08
17654	SGA Societe Generale Acceptance N.V.	HSCEI Eu Wt Jan 2010C	0.250	11,500 per 6,500 units	2010/01/28	300,000,000	2009/07/08
17655	SGA Societe Generale Acceptance N.V.	HSCEI Eu Wt Jan 2010D	0.255	12,000 per 5,700 units	2010/01/28	300,000,000	2009/07/08
17656	SGA Societe Generale Acceptance N.V.	HSCEI Eu Put Wt Jan10E	0.250	10,600 per 6,500 units	2010/01/28	300,000,000	2009/07/08
17657	SGA Societe Generale Acceptance N.V.	HSCEI Eu Put Wt Jan10F	0.250	11,000 per 7,500 units	2010/01/28	300,000,000	2009/07/08
17658	SGA Societe Generale Acceptance N.V.	HSCEI Eu Put Wt Jan10G	0.250	11,600 per 8,800 units	2010/01/28	300,000,000	2009/07/08
17659	SGA Societe Generale Acceptance N.V.	HSCEI Eu Put Wt Jan10H	0.255	12,100 per 10,000 units	2010/01/28	300,000,000	2009/07/08
17649	SGA Societe Generale Acceptance N.V.	Tencent Eu Wt Feb10	0.255	88.88 per 100 units	2010/02/22	250,000,000	2009/07/08
17651	SGA Societe Generale Acceptance N.V.	Tencent Eu Wt Jun10	0.275	94.88 per 100 units	2010/06/02	250,000,000	2009/07/08
17671	UBS AG	CNOOC European Warrants Apr 2010 A	0.150	10.9800	2010/04/07	200,000,000	2009/07/08
17672	UBS AG	PetroChina European Warrants Apr 2010 B	0.150	9.0000	2010/04/07	200,000,000	2009/07/08
17673	UBS AG	PetroChina European Warrants Jun 2010	0.150	9.6800	2010/06/07	200,000,000	2009/07/08
16917 *	Macquarie Bank Ltd.	CC Bank European Put Warrants Dec 2009	0.140	4.20 per unit	2009/12/30	200,000,000	2009/07/08
17693	BNP Paribas Arbit Issu B.V.	Ch Comm Cons Eur Wt Jun 2010	0.200	9.0800	2010/06/21	200,000,000	2009/07/09
17695	BNP Paribas Arbit Issu B.V.	Ch Railway Euro Wts Nov 2010	0.200	6.5000	2010/11/15	200,000,000	2009/07/09
17694	BNP Paribas Arbit Issu B.V.	CRCC European Wts May 2010	0.250	13.2800	2010/05/31	200,000,000	2009/07/09
17691	BNP Paribas Arbit Issu B.V.	A50 China Euro Wts Apr 2010 B	0.250	15.8800	2010/04/26	200,000,000	2009/07/09
17692	BNP Paribas Arbit Issu B.V.	A50 China Euro Put Wts Jun10	0.250	12.2800	2010/06/28	200,000,000	2009/07/09
17679	Citigroup Global Mkt H Inc.	BankComm European Wts May 2010	0.250	8.8800	2010/05/03	100,000,000	2009/07/09
17685	Citigroup Global Mkt H Inc.	China Tel Euro Wts May 2010	0.420	4.48 per unit	2010/05/10	100,000,000	2009/07/09
17683	Citigroup Global Mkt H Inc.	CC Bank European Wts Apr 2010	0.880	6 per unit	2010/04/26	80,000,000	2009/07/09
17686	Citigroup Global Mkt H Inc.	CNOOC European Wts May 2010	0.250	10.8000	2010/05/03	180,000,000	2009/07/09
17687	Citigroup Global Mkt H Inc.	HKEx European Wts Jun 2010 A	0.270	128 per 100 units	2010/06/14	175,000,000	2009/07/09
17688	J P Morgan SP BV	CM Bank European Warrants Feb 2010	0.298	18.8800	2010/02/22	100,000,000	2009/07/09
17689	J P Morgan SP BV	China Shenhua European Warrants Jan 2010	0.300	34.8800	2010/01/15	180,000,000	2009/07/09
17690	J P Morgan SP BV	Tencent European Warrants Jan 2010	0.152	100 per 100 units	2010/01/21	180,000,000	2009/07/09
17676	Macquarie Bank Ltd.	Sinopec Corp European Wts Oct 2010	0.155	5.5000	2010/10/04	200,000,000	2009/07/09
15466 #	KBC Fin Products Int'l Ltd.	Sinopec Euro Wts Nov 2009 A	0.086	5.9880	2009/11/23	688,000,000	2009/07/09
17707	BNP Paribas Arbit Issu B.V.	HSI Euro Put Wts Nov 2009 H	0.150	19,600 per 20,000 units	2009/11/27	300,000,000	2009/07/10
17708	Deutsche Bank AG	A50 China European Warrants Feb 2010	0.250	16.0000	2010/02/08	200,000,000	2009/07/10
17705	J P Morgan SP BV	China Tel European Warrants Mar 2010	0.435	4.38 per unit	2010/03/30	150,000,000	2009/07/10
17706	J P Morgan SP BV	PetroChina European Warrants Feb 2010	0.150	8.1000	2010/02/01	150,000,000	2009/07/10
17696	Macquarie Bank Ltd.	CHALCO European Put Warrants Mar 2010	0.875	5.50 per unit	2010/03/30	100,000,000	2009/07/10
17697	Macquarie Bank Ltd.	Zijin Mining European Put Wts Mar10	0.823	5 per unit	2010/03/30	100,000,000	2009/07/10
17700	Merrill Lynch Int'l & Co. C.V.	BankComm Euro Wts Oct 2010	0.250	9.9900	2010/10/25	200,000,000	2009/07/10
17701	Merrill Lynch Int'l & Co. C.V.	BankComm Euro Put Wts Aug10	0.255	8.3900	2010/08/30	200,000,000	2009/07/10
17702	Merrill Lynch Int'l & Co. C.V.	CM Bank Euro Put Wts Mar 10	0.275	15.9900	2010/03/22	200,000,000	2009/07/10
17698	Merrill Lynch Int'l & Co. C.V.	HSI European Warrants Feb10C	0.250	19,800 per 10,000 units	2010/02/25	300,000,000	2009/07/10
17699	Merrill Lynch Int'l & Co. C.V.	HSI European Warrants Feb10D	0.250	20,800 per 9,000 units	2010/02/25	300,000,000	2009/07/10
17703	Merrill Lynch Int'l & Co. C.V.	HSI European Put Wts Feb 10B	0.300	19,200 per 12,000 units	2010/02/25	300,000,000	2009/07/10

## Newly listed derivative warrants (continued)

Code	Issuer	Name of issue	Issue prices (HK\$)	Strike level/ Subscription price (HK\$) per 10 units	Subscription/ exercise period	Unit issued on initial listing	Listing date
17704	SGA Societe Generale Acceptance N.V.	A50 Ch Eu Wt Apr 2010	0.250	16.2800	2010/04/26	300,000,000	2009/07/10
17723	ABN AMRO Bank N.V.	HSI European Put Warrants Dec 2009 A	0.215	17,600 per 10,000 units	2009/12/30	400,000,000	2009/07/13
17720	BNP Paribas Arbit Issu B.V.	China Life Euro Wts Mar 2010 B	0.390	32.0000	2010/03/03	200,000,000	2009/07/13
17719	BNP Paribas Arbit Issu B.V.	CNOOC European Wts Mar 2010	0.150	10.2000	2010/03/15	200,000,000	2009/07/13
17718	BNP Paribas Arbit Issu B.V.	Ping An European Wts Jun10	0.160	53.13 per 100 units	2010/06/29	200,000,000	2009/07/13
17710	HK Bank	China Overseas European Warrants Mar 2010	0.290	22.8800	2010/03/26	180,000,000	2009/07/13
17709	HK Bank	CITIC Bank European Warrants Mar 2010	1.070	6.28 per unit	2010/03/26	100,000,000	2009/07/13
17711	HK Bank	A50 China European Warrants Mar 2010	0.250	16.8800	2010/03/26	180,000,000	2009/07/13
17721	KBC Fin Products Int'l Ltd.	A50 Ch Euro Wts Feb 2010	0.250	16.3800	2010/02/08	400,000,000	2009/07/13
17722	KBC Fin Products Int'l Ltd.	HSI Euro Put Wts Dec 2009 J	0.150	17,200 per 12,000 units	2009/12/30	600,000,000	2009/07/13
17712	Macquarie Bank Ltd.	A50 China European Warrants Mar 2010 B	0.251	16.5000	2010/03/09	250,000,000	2009/07/13
17713	CC Rabobank B.A.	BOCL European Warrants Feb 2010	0.360	4.20 per unit	2010/02/12	60,000,000	2009/07/13
17714	CC Rabobank B.A.	CC Bank European Warrants Jan 2010 A	0.670	6.80 per unit	2010/01/22	60,000,000	2009/07/13
17715	CC Rabobank B.A.	China Life European Warrants Feb 2010 B	0.260	36.0000	2010/02/25	80,000,000	2009/07/13
17716	CC Rabobank B.A.	HKEx European Warrants Mar 2010 C	0.250	124 per 100 units	2010/03/12	120,000,000	2009/07/13
17717	CC Rabobank B.A.	ICBC European Warrants Jan 2010	0.530	6.20 per unit	2010/01/28	60,000,000	2009/07/13
17178 #	Macquarie Bank Ltd.	CNOOC European Warrants Sep 2009 B	0.042	10.6000	2009/09/29	400,000,000	2009/07/13
17730	Macquarie Bank Ltd.	HSI European Put Warrants Feb 2010 D	0.250	16,400 per 10,000 units	2010/02/25	400,000,000	2009/07/14
17728	Macquarie Bank Ltd.	HSI European Warrants Feb 2010 B	0.250	18,500 per 12,000 units	2010/02/25	400,000,000	2009/07/14
17729	Macquarie Bank Ltd.	HSI European Warrants Feb 2010 C	0.250	19,500 per 10,000 units	2010/02/25	400,000,000	2009/07/14
17724	UBS AG	HSI European Warrants Dec 2009 K	0.180	20,800 per 6,800 units	2009/12/30	200,000,000	2009/07/14
17725	UBS AG	HSI European Warrants Dec 2009 L	0.150	21,800 per 8,300 units	2009/12/30	200,000,000	2009/07/14
17726	UBS AG	HSI European Put Warrants Jan 2010 B	0.285	20,800 per 15,000 units	2010/01/28	200,000,000	2009/07/14
17727	UBS AG	HSI European Put Warrants Jan 2010 C	0.330	21,800 per 15,000 units	2010/01/28	200,000,000	2009/07/14
16997 #	ABN AMRO Bank N.V.	China Life European Warrants Nov 2009 C	0.227	32.8800	2009/11/23	100,000,000	2009/07/14
17732	BOCI Asia Ltd.	HSI European Warrants Jan 2010	0.250	18,600 per 9,500 units	2010/01/28	200,000,000	2009/07/15
17736	BOCI Asia Ltd.	HSI European Put Warrants Jan 2010	0.250	17,400 per 11,000 units	2010/01/28	200,000,000	2009/07/15
17745	BNP Paribas Arbit Issu B.V.	China Life Eu Put Wts Nov 09 D	0.160	24.8300	2009/11/23	200,000,000	2009/07/15
17744	Goldman Sachs SP (Asia)	A50 China European Wts Jan 2010	0.250	15.3800	2010/01/28	200,000,000	2009/07/15
17734	Macquarie Bank Ltd.	HSBC European Warrants Sep 2011	0.150	70 per 100 units	2011/09/15	200,000,000	2009/07/15
17735	Macquarie Bank Ltd.	HSBC European Warrants Jan 2010 B	0.466	75.0000	2010/01/28	200,000,000	2009/07/15
17737	Macquarie Bank Ltd.	HSBC European Put Warrants Jan 2010 D	0.252	45.0000	2010/01/28	200,000,000	2009/07/15
17733	Macquarie Bank Ltd.	HSI European Warrants Dec 2009 H	0.189	18,800 per 8,800 units	2009/12/30	400,000,000	2009/07/15
17738	Macquarie Bank Ltd.	HSI European Put Warrants Dec 2009 I	0.150	17,200 per 12,000 units	2009/12/30	400,000,000	2009/07/15
17739	CC Rabobank B.A.	China Life European Warrants Feb 2010 C	0.410	29.6000	2010/02/12	120,000,000	2009/07/15
17740	CC Rabobank B.A.	China Life European Warrants Feb 2010 D	0.370	31.2000	2010/02/25	120,000,000	2009/07/15
17741	CC Rabobank B.A.	China Life European Warrants Mar 2010 A	0.350	32.8000	2010/03/30	120,000,000	2009/07/15
17742	CC Rabobank B.A.	HKEx European Put Warrants Dec 2010	0.250	100 per 100 units	2010/12/30	120,000,000	2009/07/15
17743	CC Rabobank B.A.	HSBC European Put Warrants Dec 2010 C	0.173	64.80 per 93 units	2010/12/20	120,000,000	2009/07/15
17731	SGA Societe Generale Acceptance N.V.	Ping An Eu Wt Dec 09	0.179	43.90 per 100 units	2009/12/14	500,000,000	2009/07/15
17750	ABN AMRO Bank N.V.	China Life European Warrants Dec 2009 B	0.244	33.8500	2009/12/21	250,000,000	2009/07/16
17751	ABN AMRO Bank N.V.	China Life European Warrants Dec 2009 C	0.154	37.6800	2009/12/28	250,000,000	2009/07/16

## Newly listed derivative warrants (continued)

Code	Issuer	Name of issue	Issue prices (HK\$)	Strike level/ Subscription price (HK\$) per 10 units	Subscription/ exercise period	Unit issued on initial listing	Listing date
17755	ABN AMRO Bank N.V.	China Life European Put Wts Dec 2009	0.307	29.6000	2009/12/14	200,000,000	2009/07/16
17752	BNP Paribas Arbit Issu B.V.	Sinopec Corp Euro Wts Aug 2011	0.250	7.0800	2011/08/03	300,000,000	2009/07/16
17749	KBC Fin Products Int'l Ltd.	China Life Euro Wts Nov 2009 G	0.176	35.0800	2009/11/11	428,000,000	2009/07/16
17746	CC Rabobank B.A.	A50 China European Warrants Feb 2010 A	0.188	15.0000	2010/02/25	200,000,000	2009/07/16
17747	UBS AG	BankComm European Warrants Apr 2010 B	0.150	8.8800	2010/04/26	200,000,000	2009/07/16
17748	UBS AG	CM Bank European Put Warrants Jan 2010	0.150	13.9800	2010/01/11	200,000,000	2009/07/16
17753	HK Bank	China Unicom European Warrants Apr 2010	0.250	12.6800	2010/04/16	150,000,000	2009/07/17
17754	HK Bank	Datang Power European Warrants Apr 2010	0.880	5.38 per unit	2010/04/16	120,000,000	2009/07/17
17760	KBC Fin Products Int'l Ltd.	China Life Euro Wts Jan 2010 D	0.150	41.0000	2010/01/04	428,000,000	2009/07/17
17756	SGA Societe Generale Acceptance N.V.	CP&CC Eur Wt Sep 10 A	0.184	5.5000	2010/09/22	500,000,000	2009/07/17
17757	SGA Societe Generale Acceptance N.V.	CP&CC Eur Wt Dec 10 A	0.156	6.5800	2010/12/22	500,000,000	2009/07/17
17758	SGA Societe Generale Acceptance N.V.	CP&CC Eur Wt Jul 2011	0.205	5.8880	2011/07/25	500,000,000	2009/07/17
17759	SGA Societe Generale Acceptance N.V.	A50 Ch Eu Put Wt Jan10A	0.150	12.3800	2010/01/06	200,000,000	2009/07/17
15487 #	Merrill Lynch Int'l & Co. C.V.	Sinopec Euro Wts Nov 2009	0.094	5.6100	2009/11/03	200,000,000	2009/07/17
17761	Macquarie Bank Ltd.	Renhe Comm European Warrants Jan 2010	0.306	2.50 per unit	2010/01/28	150,000,000	2009/07/20
17762	Standard Bank PLC	China Life European Warrants Feb 2010	0.250	35.8000	2010/02/19	200,000,000	2009/07/20
17763	Standard Bank PLC	A50 China European Warrants Apr 2010	0.250	15.8800	2010/04/23	200,000,000	2009/07/20
17766	Citigroup Global Mkt H Inc.	A50 China Euro Wts Jun 2010	0.280	16.0000	2010/06/28	175,000,000	2009/07/21
17770	Citigroup Global Mkt H Inc.	A50 China Eur Put Wts Jun 2010	0.260	14.0000	2010/06/28	175,000,000	2009/07/21
17767	Citigroup Global Mkt H Inc.	Hutchison Euro Wts Aug 2010	0.790	50.0000	2010/08/30	60,000,000	2009/07/21
17768	Citigroup Global Mkt H Inc.	Ping An Euro Wts Dec 2010	0.250	48 per 100 units	2010/12/20	175,000,000	2009/07/21
17769	Citigroup Global Mkt H Inc.	SHK Ppt European Wts Oct 2010A	0.250	100 per 100 units	2010/10/25	175,000,000	2009/07/21
17764	Macquarie Bank Ltd.	Anhui Conch European Warrants Jan 2010	0.394	62.9900	2010/01/28	100,000,000	2009/07/21
17765	Macquarie Bank Ltd.	China Unicom European Put Wts Sep 2010	0.250	9.0000	2010/09/29	300,000,000	2009/07/21
17773	CC Rabobank B.A.	Ch Mobile European Put Wts Jun 2011	0.250	74 per 100 units	2011/06/10	200,000,000	2009/07/21
17771	CC Rabobank B.A.	China Life European Put Warrants Jan 2010	0.330	26.4000	2010/01/28	100,000,000	2009/07/21
17772	CC Rabobank B.A.	China Life European Put Warrants Feb 2010	0.530	29.6000	2010/02/25	100,000,000	2009/07/21
17774	CC Rabobank B.A.	PetroChina European Put Warrants Dec 2010	0.155	6.5000	2010/12/30	150,000,000	2009/07/21
17775	ABN AMRO Bank N.V.	A50 China European Put Wts Jan 2010	0.160	13.8800	2010/01/11	200,000,000	2009/07/22
17776	BOCI Asia Ltd.	China Life European Warrants Jan 2010	0.250	36.8800	2010/01/25	200,000,000	2009/07/23
17777	HK Bank	A50 China European Warrants Jun 2010	0.250	18.8800	2010/06/29	180,000,000	2009/07/23
17781	HK Bank	A50 China European Put Warrants Jun 2010	0.250	12.8800	2010/06/29	180,000,000	2009/07/23
17778	CC Rabobank B.A.	HSI European Warrants Jan 2010 D	0.250	17,600 per 10,000 units	2010/01/28	100,000,000	2009/07/23
17782	CC Rabobank B.A.	HSI European Put Warrants Jan 2010 E	0.150	17,600 per 13,300 units	2010/01/28	100,000,000	2009/07/23
17779	CC Rabobank B.A.	HSI European Put Warrants Feb 2010 B	0.250	16,000 per 7,000 units	2010/02/25	100,000,000	2009/07/23
17792	BNP Paribas Arbit Issu B.V.	A50 China Euro Wts Mar 2010	0.250	17.2800	2010/03/30	200,000,000	2009/07/24
17793	BNP Paribas Arbit Issu B.V.	HSI European Wts Jan 2010 A	0.250	20,000 per 11,000 units	2010/01/28	300,000,000	2009/07/24
17794	BNP Paribas Arbit Issu B.V.	HSI European Wts Jan 2010 B	0.250	21,000 per 10,000 units	2010/01/28	300,000,000	2009/07/24
17789	Deutsche Bank AG	BOCL European Warrants Feb 2010	0.390	4 per unit	2010/02/08	200,000,000	2009/07/24
17790	Deutsche Bank AG	CC Bank European Warrants Mar 2010 B	0.770	6.30 per unit	2010/03/15	200,000,000	2009/07/24
17791	Deutsche Bank AG	HKEx European Put Warrants Mar 2010	0.250	115 per 100 units	2010/03/29	200,000,000	2009/07/24
17795	Deutsche Bank AG	HSI European Put Warrants Jan 2010 A	0.250	18,400 per 12,000 units	2010/01/28	300,000,000	2009/07/24
17780	HK Bank	CNOOC European Put Warrants Aug 2010	0.250	8.8800	2010/08/25	180,000,000	2009/07/24

## Newly listed derivative warrants (continued)

Code	Issuer	Name of issue	Issue prices (HK\$)	Strike level/ Subscription price (HK\$) per 10 units	Subscription/ exercise period	Unit issued on initial listing	Listing date
17783	HK Bank	PetroChina European Put Warrants Jun 2010	0.250	8.3800	2010/06/25	180,000,000	2009/07/24
17785	J P Morgan SP BV	Anhui Conch European Warrants Jan 2010	0.553	63.0800	2010/01/26	188,000,000	2009/07/24
17784	J P Morgan SP BV	CHALCO European Warrants May 2010	0.191	8.0000	2010/05/26	200,000,000	2009/07/24
17786	J P Morgan SP BV	China Coal European Warrants Mar 2010	0.152	10.8800	2010/03/15	180,000,000	2009/07/24
17787	J P Morgan SP BV	CNBM European Warrants Jan 2010	0.300	20.0000	2010/01/25	100,000,000	2009/07/24
17788	J P Morgan SP BV	JX Copper European Warrants Mar 2010	0.187	16.8800	2010/03/10	188,000,000	2009/07/24
17165 #	Merrill Lynch Int'l & Co. C.V.	HSI European Put Wts Dec09	0.111	17,200 per 10,000 units	2009/12/30	400,000,000	2009/07/24
17825	ABN AMRO Bank N.V.	China Life European Warrants Dec 2009 D	0.150	40.9800	2009/12/21	250,000,000	2009/07/27
17803	ABN AMRO Bank N.V.	HSI European Warrants Dec 2009 C	0.154	20,400 per 10,000 units	2009/12/30	400,000,000	2009/07/27
17807	ABN AMRO Bank N.V.	HSI European Put Warrants Jan 2010	0.169	21,000 per 20,000 units	2010/01/28	400,000,000	2009/07/27
17808	ABN AMRO Bank N.V.	HSI European Put Warrants Feb 2010	0.211	22,000 per 20,000 units	2010/02/25	400,000,000	2009/07/27
17806	ABN AMRO Bank N.V.	HSI European Put Warrants Dec 2009 B	0.207	19,200 per 10,000 units	2009/12/30	400,000,000	2009/07/27
17826	ABN AMRO Bank N.V.	ICBC European Warrants Dec 2009 C	0.296	6.68 per unit	2009/12/31	150,000,000	2009/07/27
17822	BNP Paribas Arbit Issu B.V.	HSBC European Wts Sep 2010 A	0.150	78.63 per 93 units	2010/09/20	200,000,000	2009/07/27
17824	BNP Paribas Arbit Issu B.V.	HSI European Wts Mar 2010 A	0.250	21,800 per 12,000 units	2010/03/30	300,000,000	2009/07/27
17823	BNP Paribas Arbit Issu B.V.	ICBC European Wts Feb 2010	0.310	6.68 per unit	2010/02/02	200,000,000	2009/07/27
17812	Credit Suisse	HSI European Warrants Feb 2010	0.250	19,500 per 10,000 units	2010/02/25	200,000,000	2009/07/27
17813	Credit Suisse	HSI European Warrants Mar 2010	0.250	20,000 per 10,000 units	2010/03/30	200,000,000	2009/07/27
17816	Credit Suisse	HSI European Put Warrants Feb 2010	0.250	20,000 per 10,000 units	2010/02/25	200,000,000	2009/07/27
17817	Credit Suisse	HSI European Put Warrants Mar 2010	0.250	19,280 per 10,000 units	2010/03/30	200,000,000	2009/07/27
17814	Deutsche Bank AG	CNOOC European Put Warrants Mar 2010	0.250	10.0000	2010/03/22	200,000,000	2009/07/27
17818	Deutsche Bank AG	A50 China European Put Wts Apr 2010 B	0.250	15.0000	2010/04/26	200,000,000	2009/07/27
17815	Deutsche Bank AG	HSI European Put Warrants Jan 2010 B	0.250	20,000 per 12,000 units	2010/01/28	300,000,000	2009/07/27
17819	Deutsche Bank AG	ICBC European Warrants Mar 2010	0.600	6 per unit	2010/03/15	200,000,000	2009/07/27
17827	Goldman Sachs SP (Asia)	HSI European Warrants Mar 2010 A	0.250	19,800 per 14,000 units	2010/03/30	200,000,000	2009/07/27
17828	Goldman Sachs SP (Asia)	HSI European Warrants Apr 2010	0.250	20,800 per 14,000 units	2010/04/29	200,000,000	2009/07/27
17831	Goldman Sachs SP (Asia)	HSI European Put Wts Mar 2010 C	0.250	18,600 per 14,000 units	2010/03/30	200,000,000	2009/07/27
17829	Goldman Sachs SP (Asia)	HSI European Put Wts Feb 2010 A	0.250	19,000 per 13,000 units	2010/02/25	200,000,000	2009/07/27
17830	Goldman Sachs SP (Asia)	HSI European Put Wts Feb 2010 B	0.250	19,600 per 15,000 units	2010/02/25	200,000,000	2009/07/27
17802	HK Bank	R&F Ppt European Warrants Mar 2010 A	0.320	20.3800	2010/03/26	180,000,000	2009/07/27
17810	Macquarie Bank Ltd.	BYD European Warrants Jun 2011	0.250	60 per 100 units	2011/06/29	100,000,000	2009/07/27
17804	Macquarie Bank Ltd.	HSI European Warrants Dec 2009 J	0.150	21,800 per 8,300 units	2009/12/30	300,000,000	2009/07/27
17805	Macquarie Bank Ltd.	HSI European Warrants Dec 2009 K	0.150	21,000 per 10,000 units	2009/12/30	300,000,000	2009/07/27
17809	Macquarie Bank Ltd.	HSI European Put Warrants Dec 2009 L	0.198	20,000 per 14,000 units	2009/12/30	300,000,000	2009/07/27
17811	Macquarie Bank Ltd.	SHK Ppt European Warrants Sep 2010	0.250	120 per 100 units	2010/09/29	200,000,000	2009/07/27
17820	Standard Bank PLC	CNOOC European Warrants Jul 2010	0.250	11.2800	2010/07/12	200,000,000	2009/07/27
17821	Standard Bank PLC	PetroChina European Warrants Aug 2010	0.250	8.8800	2010/08/20	200,000,000	2009/07/27
17796	SGA Societe Generale Acceptance N.V.	CLife Eu Wt Feb 2010B	0.380	32.8800	2010/02/03	200,000,000	2009/07/27
17797	SGA Societe Generale Acceptance N.V.	CMB Euro Wts Feb 2010	0.210	18.8800	2010/02/17	200,000,000	2009/07/27
17798	SGA Societe Generale Acceptance N.V.	CNOOC Eu Wt Mar 2010B	0.150	11.0000	2010/03/22	400,000,000	2009/07/27
17800	SGA Societe Generale Acceptance N.V.	HSBC Eu Wt Feb 2010	0.470	80.0000	2010/02/03	100,000,000	2009/07/27
17799	SGA Societe Generale Acceptance N.V.	HSBC Eu Wt Dec 2009 C	0.550	75.0000	2009/12/07	100,000,000	2009/07/27



## Newly listed derivative warrants (continued)

Code	Issuer	Name of issue	Issue prices (HK\$)	Strike level/ Subscription price (HK\$) per 10 units	Subscription/ exercise period	Unit issued on initial listing	Listing date
17801	SGA Societe Generale Acceptance N.V.	Petch Eu Wt Aug 2010	0.150	9.5000	2010/08/02	400,000,000	2009/07/27
15418 #	Macquarie Bank Ltd.	China Life European Put Wts Oct 2009	0.038	25.0000	2009/10/29	275,000,000	2009/07/27
17834	BOCI Asia Ltd.	BYD European Warrants Jan 2010	1.000	50.0000	2010/01/28	200,000,000	2009/07/28
17832	BNP Paribas Arbit Issu B.V.	MTRC European Warrants Jul 2010	0.270	30.0800	2010/07/26	90,000,000	2009/07/28
17833	BNP Paribas Arbit Issu B.V.	SHK Ppt European Warrants Feb11	0.250	116.18 per 100 units	2011/02/28	100,000,000	2009/07/28
17865	Credit Suisse	China Life European Warrants Jan 2010	0.189	41.0000	2010/01/04	200,000,000	2009/07/28
17866	Deutsche Bank AG	HSBC European Put Warrants Jun 2010 A	0.150	74 per 100 units	2010/06/29	200,000,000	2009/07/28
17867	Deutsche Bank AG	ICBC European Put Warrants Mar 2010	0.720	5 per unit	2010/03/15	200,000,000	2009/07/28
17850	J P Morgan SP BV	Air China European Warrants Dec 2011	0.253	5.0000	2011/12/30	100,000,000	2009/07/28
17851	J P Morgan SP BV	BYD European Warrants May 2011	0.251	60.88 per 100 units	2011/05/30	100,000,000	2009/07/28
17852	J P Morgan SP BV	Dongfeng Motor European Warrants Mar 2010	0.255	10.0000	2010/03/30	188,000,000	2009/07/28
17862	J P Morgan SP BV	Tencent European Warrants Nov 2010	0.251	125 per 100 units	2010/11/29	188,000,000	2009/07/28
17860	KBC Fin Products Int'l Ltd.	HSI European Wts Jan 2010 E	0.250	21,200 per 11,500 units	2010/01/28	400,000,000	2009/07/28
17861	KBC Fin Products Int'l Ltd.	HSI European Wts Jan 2010 F	0.250	21,800 per 10,500 units	2010/01/28	400,000,000	2009/07/28
17863	KBC Fin Products Int'l Ltd.	HSI Euro Put Wts Jan 2010 G	0.250	22,600 per 20,000 units	2010/01/28	400,000,000	2009/07/28
17864	KBC Fin Products Int'l Ltd.	HSI Euro Put Wts Feb 2010 B	0.270	23,200 per 20,000 units	2010/02/25	368,000,000	2009/07/28
17856	Macquarie Bank Ltd.	Agile Ppt European Warrants Jun 2010	0.252	13.0000	2010/06/29	150,000,000	2009/07/28
17835	Macquarie Bank Ltd.	China Tel European Warrants Jan 2010	0.250	5 per unit	2010/01/28	100,000,000	2009/07/28
17859	Macquarie Bank Ltd.	R&F Ppt European Warrants Jan 2010	0.251	24.0000	2010/01/28	200,000,000	2009/07/28
17837	Macquarie Bank Ltd.	HKEx European Put Warrants Feb 2010	0.251	130 per 100 units	2010/02/25	500,000,000	2009/07/28
17858	Macquarie Bank Ltd.	Sinoma European Warrants Dec 2010	0.251	9.0000	2010/12/30	150,000,000	2009/07/28
17838	Merrill Lynch Int'l & Co. C.V.	CK(H) European Wts Dec 2010	0.260	109.99 per 100 units	2010/12/13	200,000,000	2009/07/28
17842	Merrill Lynch Int'l & Co. C.V.	CK(H) Euro Put Warrants Sep10	0.250	90.99 per 100 units	2010/09/13	200,000,000	2009/07/28
17839	Merrill Lynch Int'l & Co. C.V.	CNOOC European Wts Nov 2010	0.155	11.7900	2010/11/15	200,000,000	2009/07/28
17843	Merrill Lynch Int'l & Co. C.V.	CNOOC Euro Put Wts Oct 10A	0.250	9.9900	2010/10/11	200,000,000	2009/07/28
17840	Merrill Lynch Int'l & Co. C.V.	HS Bank Euro Wts Jun 2011 A	0.250	119.99 per 100 units	2011/06/08	200,000,000	2009/07/28
17844	Merrill Lynch Int'l & Co. C.V.	HS Bank Euro Put Wts Jul 10	0.260	110.99 per 100 units	2010/07/05	200,000,000	2009/07/28
17841	Merrill Lynch Int'l & Co. C.V.	PetroChina Eu Wt Nov 2011	0.250	9.9900	2011/11/21	200,000,000	2009/07/28
17853	CC Rabobank B.A.	Ch Mobile European Warrants Feb 2010	0.680	90.0000	2010/02/08	200,000,000	2009/07/28
17857	CC Rabobank B.A.	Ch Mobile European Put Wts Dec 2009	0.150	86 per 100 units	2009/12/02	200,000,000	2009/07/28
17854	CC Rabobank B.A.	China Life European Warrants Feb 2010 E	0.250	37.6000	2010/02/05	100,000,000	2009/07/28
17855	CC Rabobank B.A.	HSBC European Warrants Sep 2011 B	0.150	86.90 per 93 units	2011/09/26	200,000,000	2009/07/28
17845	UBS AG	HKEx European Warrants May 2010	0.250	153.88 per 100 units	2010/05/10	200,000,000	2009/07/28
17846	UBS AG	Jiangxi Copper European Warrants Feb 2010 A	0.250	17.3800	2010/02/08	200,000,000	2009/07/28
17847	UBS AG	Ping An European Warrants May 2010	0.150	68.88 per 100 units	2010/05/03	200,000,000	2009/07/28
17848	UBS AG	Zijin Mining European Warrants Feb 2010	0.150	7.8800	2010/02/22	200,000,000	2009/07/28
17849	UBS AG	Zijin Mining European Warrants May 2010	0.150	9.9800	2010/05/31	200,000,000	2009/07/28
15655 #	Merrill Lynch Int'l & Co. C.V.	HSBC Euro Wts Sep 2009	0.034	83.99 per 100 units	2009/09/28	300,000,000	2009/07/28
17890	Deutsche Bank AG	China Life European Warrants Mar 2010 A	0.460	35.8800	2010/03/08	200,000,000	2009/07/29
17891	Deutsche Bank AG	China Life European Warrants Mar 2010 B	0.250	43.8800	2010/03/15	200,000,000	2009/07/29
17892	Deutsche Bank AG	China Life European Put Wts Feb 2010	0.350	31.0000	2010/02/22	200,000,000	2009/07/29
17869	Macquarie Bank Ltd.	BOCL European Warrants Feb 2010	0.369	4.20 per unit	2010/02/25	100,000,000	2009/07/29



## Newly listed derivative warrants (continued)

Code	Issuer	Name of issue	Issue prices (HK\$)	Strike level/ Subscription price (HK\$) per 10 units	Subscription/ exercise period	Unit issued on initial listing	Listing date
17877	Macquarie Bank Ltd.	BOCL European Put Warrants Feb 2010	0.361	3.40 per unit	2010/02/25	100,000,000	2009/07/29
17868	Macquarie Bank Ltd.	BankComm European Warrants Dec 2010 B	0.254	10.0000	2010/12/30	400,000,000	2009/07/29
17876	Macquarie Bank Ltd.	BankComm European Put Wts Dec 2010	0.257	9.0000	2010/12/30	400,000,000	2009/07/29
17870	Macquarie Bank Ltd.	Ch Comm Cons European Wts Dec 2010	0.253	11.0000	2010/12/30	400,000,000	2009/07/29
17878	Macquarie Bank Ltd.	China Life European Put Wts Feb 2010	0.331	30.0000	2010/02/25	400,000,000	2009/07/29
17871	Macquarie Bank Ltd.	China Railway European Wts Mar 2010 A	0.787	7.50 per unit	2010/03/30	400,000,000	2009/07/29
17872	Macquarie Bank Ltd.	China Shenhua European Wts Feb 2010	0.296	35.0000	2010/02/25	400,000,000	2009/07/29
17873	Macquarie Bank Ltd.	Denway Motors European Wts Feb 2010	0.633	4.50 per unit	2010/02/25	200,000,000	2009/07/29
17875	Macquarie Bank Ltd.	HSCEI European Warrants Feb 2010	0.250	12,800 per 6,000 units	2010/02/25	200,000,000	2009/07/29
17879	Macquarie Bank Ltd.	HSCEI European Put Warrants Feb 2010	0.250	11,800 per 8,300 units	2010/02/25	200,000,000	2009/07/29
17874	Macquarie Bank Ltd.	Ping An European Warrants Mar 2011	0.251	75 per 100 units	2011/03/30	400,000,000	2009/07/29
17881	SGA Societe Generale Acceptance N.V.	CCB Eur Wt Dec 2009 F	0.440	6.88 per unit	2009/12/16	100,000,000	2009/07/29
17882	SGA Societe Generale Acceptance N.V.	Chi COSCO Euro Wt Feb10B	0.250	10.8800	2010/02/17	150,000,000	2009/07/29
17880	SGA Societe Generale Acceptance N.V.	CK(H) Eu Wt Jan 2010	0.157	100 per 100 units	2010/01/06	400,000,000	2009/07/29
17884	SGA Societe Generale Acceptance N.V.	A50 Ch Eu Wt May 2010	0.250	17.8800	2010/05/05	300,000,000	2009/07/29
17885	SGA Societe Generale Acceptance N.V.	A50 Ch Eu Put Wt Jan10B	0.150	13.8800	2010/01/06	300,000,000	2009/07/29
17883	SGA Societe Generale Acceptance N.V.	ICBC Eu Wt Dec 2010	0.150	5.6800	2010/12/20	500,000,000	2009/07/29
17886	SGA Societe Generale Acceptance N.V.	JIANC Eu Wts Feb 10 B	0.309	17.5000	2010/02/17	250,000,000	2009/07/29
17887	SGA Societe Generale Acceptance N.V.	Ping An Eu Wt Feb 10	1.056	75.0000	2010/02/01	100,000,000	2009/07/29
17888	SGA Societe Generale Acceptance N.V.	SHK P Eu Wt May 2010	0.250	114 per 100 units	2010/05/31	400,000,000	2009/07/29
17889	SGA Societe Generale Acceptance N.V.	Zijin Mining Eu Wt May10	0.160	8.8800	2010/05/03	200,000,000	2009/07/29
17893	UBS AG	BankComm European Warrants Oct 2010 B	0.172	9.9800	2010/10/18	100,000,000	2009/07/29
17894	UBS AG	Cheung Kong European Warrants Oct 2010 A	0.150	112.88 per 100 units	2010/10/04	100,000,000	2009/07/29
17895	UBS AG	China Life European Warrants Dec 2009 C	0.160	41.0000	2009/12/21	100,000,000	2009/07/29
17898	UBS AG	China Life European Put Warrants Feb 2010 D	0.250	30.3800	2010/02/01	100,000,000	2009/07/29
17900	UBS AG	A50 China European Put Warrants Feb 2010 A	0.250	14.6800	2010/02/01	100,000,000	2009/07/29
17899	UBS AG	HKEx European Put Warrants Feb 2010 D	0.260	143.88 per 100 units	2010/02/01	100,000,000	2009/07/29
17896	UBS AG	HS Bank European Warrants Sep 2010	0.150	120 per 100 units	2010/09/27	100,000,000	2009/07/29
17897	UBS AG	Yanzhou Coal European Wts Feb 2010	0.250	12.3800	2010/02/22	100,000,000	2009/07/29
16811 <sup>#</sup>	Deutsche Bank AG	BOCL European Warrants Nov 2009 B	0.410	3.80 per unit	2009/11/09	150,000,000	2009/07/29
17917	ABN AMRO Bank N.V.	HKEx European Warrants Dec 2009 D	0.227	145 per 100 units	2009/12/28	200,000,000	2009/07/30
17921	ABN AMRO Bank N.V.	HKEx European Put Warrants Dec 2009 E	0.204	132 per 100 units	2009/12/07	200,000,000	2009/07/30
17915	Deutsche Bank AG	HKEx European Warrants Mar 2010 C	0.250	160 per 100 units	2010/03/29	200,000,000	2009/07/30
17916	Deutsche Bank AG	HSBC European Warrants Sep 2010	0.150	78.63 per 93 units	2010/09/20	300,000,000	2009/07/30
17906	Macquarie Bank Ltd.	Sinopec Corp European Wts Feb 2010 A	0.820	7.20 per unit	2010/02/01	150,000,000	2009/07/30
17907	Macquarie Bank Ltd.	Sinopec Corp European Wts Feb 2010 B	0.540	8.20 per unit	2010/02/01	150,000,000	2009/07/30
17904	Macquarie Bank Ltd.	Sh Petrochem European Wts Feb 2010	0.543	4 per unit	2010/02/25	100,000,000	2009/07/30
17905	Merrill Lynch Int'l & Co. C.V.	China Life Eu Wt Feb 2010	0.265	39.9900	2010/02/02	200,000,000	2009/07/30
17902	Merrill Lynch Int'l & Co. C.V.	China Life Eu Wt Oct 2011	1.070	29.9900	2011/10/17	120,000,000	2009/07/30
17901	Merrill Lynch Int'l & Co. C.V.	Ch Life Eur Put Wt Feb 10 B	0.270	28.9900	2010/02/01	200,000,000	2009/07/30
17903	Merrill Lynch Int'l & Co. C.V.	HSBC Euro Put Wt Jun 2010	0.156	74.01 per 100 units	2010/06/29	200,000,000	2009/07/30
17908	CC Rabobank B.A.	HSI European Warrants Dec 2009 H	0.150	21,800 per 8,300 units	2009/12/30	100,000,000	2009/07/30

## Newly listed derivative warrants (continued)

Code	Issuer	Name of issue	Issue prices (HK\$)	Strike level/ Subscription price (HK\$) per 10 units	Subscription/ exercise period	Unit issued on initial listing	Listing date
17909	CC Rabobank B.A.	HSI European Put Warrants Feb 2010 C	0.270	20,000 per 10,000 units	2010/02/25	100,000,000	2009/07/30
17910	CC Rabobank B.A.	HSI European Put Warrants Feb 2010 D	0.320	20,800 per 10,000 units	2010/02/25	100,000,000	2009/07/30
17911	UBS AG	China COSCO European Warrants Feb 2010 B	0.250	11.8800	2010/02/08	100,000,000	2009/07/30
17912	UBS AG	China Life European Warrants Feb 2010 C	0.250	45.3800	2010/02/08	100,000,000	2009/07/30
17913	UBS AG	Sinopec Corp European Warrants Dec 2009 B	0.440	7.38 per unit	2009/12/14	100,000,000	2009/07/30
17914	UBS AG	Sinopec Corp European Warrants Feb 2010	0.330	8.38 per unit	2010/02/01	100,000,000	2009/07/30
15872 #	Deutsche Bank AG	China Mobile European Warrants Oct 2009 B	0.076	78 per 100 units	2009/10/19	300,000,000	2009/07/30
17064 #	Deutsche Bank AG	China Mobile European Warrants Apr 2010 A	0.106	82.30 per 100 units	2010/04/26	300,000,000	2009/07/30
14617 #	Merrill Lynch Int'l & Co. C.V.	Ch Mobile Eur Wt May 2010	0.105	81.88 per 100 units	2010/05/03	200,000,000	2009/07/30
17304 #	CC Rabobank B.A.	Ch Mobile European Warrants Dec 2009 B	0.050	85 per 100 units	2009/12/29	250,000,000	2009/07/30
17939	ABN AMRO Bank N.V.	PetroChina European Warrants Jun 2010 A	0.152	9.6880	2010/06/01	200,000,000	2009/07/31
17942	BNP Paribas Arbit Issu B.V.	HSI Euro Put Wts Feb 2010 A	0.290	21,000 per 15,000 units	2010/02/25	300,000,000	2009/07/31
17941	BNP Paribas Arbit Issu B.V.	HSI European Wts Mar 2010 B	0.260	22,000 per 12,000 units	2010/03/30	300,000,000	2009/07/31
17943	Deutsche Bank AG	China Life European Warrants Mar 2010 C	0.250	46.8800	2010/03/29	200,000,000	2009/07/31
17946	Deutsche Bank AG	Sinopec Corp European Warrants Feb 2010	0.590	8.40 per unit	2010/02/08	200,000,000	2009/07/31
17947	Deutsche Bank AG	A50 China European Warrants Apr 2010 C	0.250	18.0000	2010/04/19	200,000,000	2009/07/31
17940	Deutsche Bank AG	HSI European Warrants Feb 2010 C	0.250	21,600 per 12,000 units	2010/02/25	300,000,000	2009/07/31
17944	Deutsche Bank AG	HSI European Put Warrants Feb 2010 A	0.330	20,600 per 12,000 units	2010/02/25	300,000,000	2009/07/31
17945	Deutsche Bank AG	HSI European Put Warrants Feb 2010 B	0.330	21,200 per 13,000 units	2010/02/25	300,000,000	2009/07/31
17951	CC Rabobank B.A.	Ch Mobile European Warrants Dec 2010	0.150	83.80 per 100 units	2010/12/02	200,000,000	2009/07/31
17948	CC Rabobank B.A.	China Life European Warrants Jan 2010	0.230	38.8800	2010/01/04	100,000,000	2009/07/31
17949	CC Rabobank B.A.	China Life European Warrants Feb 2010 F	0.250	40.8000	2010/02/09	100,000,000	2009/07/31
17950	CC Rabobank B.A.	China Life European Warrants Mar 2010 B	0.250	42.0000	2010/03/11	100,000,000	2009/07/31
17955	CC Rabobank B.A.	HKEx European Warrants Sep 2010	0.250	156 per 100 units	2010/09/17	120,000,000	2009/07/31
17956	CC Rabobank B.A.	HKEx European Warrants Nov 2010	0.250	164 per 100 units	2010/11/16	120,000,000	2009/07/31
17954	CC Rabobank B.A.	ICBC European Warrants Feb 2010	0.250	7 per unit	2010/02/09	60,000,000	2009/07/31
17952	CC Rabobank B.A.	PetroChina European Warrants Jun 2010 B	0.150	9.6880	2010/06/08	150,000,000	2009/07/31
17953	CC Rabobank B.A.	PetroChina European Warrants Feb 2011	0.150	10.8800	2011/02/22	150,000,000	2009/07/31
10877	SGA Societe Generale Acceptance N.V.	AUD/USD Eur Wt Mar10A	0.350	0.86 per 1 units	2010/03/31	100,000,000	2009/07/31
10878	SGA Societe Generale Acceptance N.V.	AUD/USD Eur Wt Mar10B	0.250	0.90 per 1 units	2010/03/31	100,000,000	2009/07/31
10884	SGA Societe Generale Acceptance N.V.	AUD/USD Eu Put Wt Mar10C	0.350	0.76 per 1 units	2010/03/31	100,000,000	2009/07/31
10885	SGA Societe Generale Acceptance N.V.	AUD/USD Eu Put Wt Mar10D	0.490	0.80 per 1 units	2010/03/31	100,000,000	2009/07/31
17923	SGA Societe Generale Acceptance N.V.	Ch Mob Eu Wt Oct 2010	0.151	86.60 per 100 units	2010/10/20	800,000,000	2009/07/31
17918	SGA Societe Generale Acceptance N.V.	CCB Eur Wt Feb 2010	0.530	7.20 per unit	2010/02/08	100,000,000	2009/07/31
17919	SGA Societe Generale Acceptance N.V.	CCB Eur Wt Mar 2010	0.460	7.70 per unit	2010/03/01	100,000,000	2009/07/31
17920	SGA Societe Generale Acceptance N.V.	CLife Eu Wt Feb 2010C	0.390	38.8800	2010/02/17	250,000,000	2009/07/31
17922	SGA Societe Generale Acceptance N.V.	CLife Eu Wt Mar 2010B	0.300	42.8800	2010/03/08	250,000,000	2009/07/31
17926	SGA Societe Generale Acceptance N.V.	CNOOC Eu Wt Apr 2010	0.150	11.9800	2010/04/19	400,000,000	2009/07/31
17924	SGA Societe Generale Acceptance N.V.	CP&CC Eur Wt Feb 10A	1.080	7 per unit	2010/02/01	50,000,000	2009/07/31
17925	SGA Societe Generale Acceptance N.V.	CP&CC Eur Wt Feb 10B	0.430	9.38 per unit	2010/02/08	50,000,000	2009/07/31
10879	SGA Societe Generale Acceptance N.V.	EUR/USD Eu Wt Mar10A	0.440	1.50 per 1 units	2010/03/31	50,000,000	2009/07/31
10881	SGA Societe Generale Acceptance N.V.	EUR/USD Eu Wt Mar10B	0.280	1.58 per 1 units	2010/03/31	50,000,000	2009/07/31

## Newly listed derivative warrants (continued)

Code	Issuer	Name of issue	Issue prices (HK\$)	Strike level/ Subscription price (HK\$) per 10 units	Subscription/ exercise period	Unit issued on initial listing	Listing date
10886	SGA Societe Generale Acceptance N.V.	EUR/USD Eu Put Wt Mar10C	0.300	1.28 per 1 units	2010/03/31	50,000,000	2009/07/31
10887	SGA Societe Generale Acceptance N.V.	EUR/USD Eu Put Wt Mar10D	0.500	1.35 per 1 units	2010/03/31	50,000,000	2009/07/31
17927	SGA Societe Generale Acceptance N.V.	HKEx Eu Wt Mar 2010 C	0.210	150 per 100 units	2010/03/24	400,000,000	2009/07/31
17928	SGA Societe Generale Acceptance N.V.	HSBC Eu Wt Mar 2010 A	0.530	86.0000	2010/03/01	100,000,000	2009/07/31
17929	SGA Societe Generale Acceptance N.V.	HSBC Eu Wt Mar 2010 B	0.400	93.0000	2010/03/08	100,000,000	2009/07/31
10882	SGA Societe Generale Acceptance N.V.	USD/YEN Eu Wt Mar10A	0.320	99 per 1 units	2010/03/31	100,000,000	2009/07/31
10883	SGA Societe Generale Acceptance N.V.	USD/YEN Eu Wt Mar10B	0.250	104 per 1 units	2010/03/31	100,000,000	2009/07/31
10888	SGA Societe Generale Acceptance N.V.	USD/YEN Eu Put Wt Mar10C	0.270	87 per 1 units	2010/03/31	100,000,000	2009/07/31
10889	SGA Societe Generale Acceptance N.V.	USD/YEN Eu Put Wt Mar10D	0.470	92.50 per 1 units	2010/03/31	100,000,000	2009/07/31
17930	UBS AG	BOCL European Warrants Jan 2010 C	0.150	4.98 per unit	2010/01/11	100,000,000	2009/07/31
17931	UBS AG	China Unicom European Warrants Dec 2009	0.150	13.0000	2009/12/28	100,000,000	2009/07/31
17936	UBS AG	A50 China European Warrants Jun 2010 A	0.150	18.8800	2010/06/28	200,000,000	2009/07/31
17937	UBS AG	A50 China European Put Warrants Feb 2010 B	0.265	16.3800	2010/02/01	200,000,000	2009/07/31
17932	UBS AG	HSBC European Warrants Sep 2010	0.150	78.64 per 93 units	2010/09/20	100,000,000	2009/07/31
17938	UBS AG	HSI European Warrants Nov 2009	0.150	20,400 per 8,000 units	2009/11/27	100,000,000	2009/07/31
17934	UBS AG	SHK Ppt European Warrants Apr 2010	0.250	111.88 per 100 units	2010/04/12	100,000,000	2009/07/31
17935	UBS AG	SHK Ppt European Warrants Jun 2010 A	0.250	125.38 per 100 units	2010/06/21	100,000,000	2009/07/31
17933	UBS AG	Shimao Ppt European Warrants Feb 2010	0.250	16.8800	2010/02/01	100,000,000	2009/07/31
17981	Credit Suisse	HKEx European Warrants Feb 2010	0.250	160.88 per 100 units	2010/02/26	300,000,000	2009/08/03
17985	Credit Suisse	HKEx European Put Warrants Feb 2010 A	0.250	150.88 per 100 units	2010/02/08	300,000,000	2009/08/03
17979	Deutsche Bank AG	China Mobile European Warrants Oct 2010 A	0.150	86.60 per 100 units	2010/10/18	200,000,000	2009/08/03
17980	Deutsche Bank AG	HKEx European Warrants Apr 2010	0.250	176 per 100 units	2010/04/12	200,000,000	2009/08/03
17982	Deutsche Bank AG	HSI European Warrants Feb 2010 D	0.250	22,200 per 12,000 units	2010/02/25	300,000,000	2009/08/03
17976	CC Rabobank B.A.	A50 China European Warrants Feb 2010 B	0.180	16.3800	2010/02/08	100,000,000	2009/08/03
17977	CC Rabobank B.A.	A50 China European Warrants Mar 2010 B	0.190	17.2800	2010/03/30	100,000,000	2009/08/03
17978	CC Rabobank B.A.	A50 China European Warrants Jun 2010 C	0.180	18.8800	2010/06/29	100,000,000	2009/08/03
17957	SGA Societe Generale Acceptance N.V.	Alibaba Eu Wts May10	0.450	18.0000	2010/05/03	100,000,000	2009/08/03
17960	SGA Societe Generale Acceptance N.V.	ChiUnicom Eu Wts Jun10	0.290	13.0000	2010/06/21	150,000,000	2009/08/03
17961	SGA Societe Generale Acceptance N.V.	CITIC Pac Eu Wts Apr10	0.410	22.0000	2010/04/19	100,000,000	2009/08/03
17958	SGA Societe Generale Acceptance N.V.	CNBM Euro Wts Apr10	0.340	20.8800	2010/04/12	100,000,000	2009/08/03
17962	SGA Societe Generale Acceptance N.V.	CNPC Euro Wts Jul10	0.260	6.0000	2010/07/12	250,000,000	2009/08/03
17959	SGA Societe Generale Acceptance N.V.	Chi Res Land Eu Wt Jul10	0.534	20.0000	2010/07/19	100,000,000	2009/08/03
17963	SGA Societe Generale Acceptance N.V.	Datang Eu Wt Mar 2010	0.770	5.88 per unit	2010/03/15	50,000,000	2009/08/03
17964	SGA Societe Generale Acceptance N.V.	Foxconn Eu Wts Oct10	0.250	5.8000	2010/10/27	200,000,000	2009/08/03
17965	SGA Societe Generale Acceptance N.V.	R&F Ppt Eu Wts May10	0.454	20.0000	2010/05/17	100,000,000	2009/08/03
17966	SGA Societe Generale Acceptance N.V.	HuanengPower Eu Wt Jan10	0.150	6.2800	2010/01/20	250,000,000	2009/08/03
17967	SGA Societe Generale Acceptance N.V.	MTRC Eur Wts Mar 2010	0.370	28.0000	2010/03/15	80,000,000	2009/08/03
17968	SGA Societe Generale Acceptance NV	New World Dev Eu Wt May10	0.360	19.0000	2010/05/19	100,000,000	2009/08/03
17969	SGA Societe Generale Acceptance N.V.	Renhe Comm Eu Wts Mar10	0.380	2.20 per unit	2010/03/17	100,000,000	2009/08/03
17970	SGA Societe Generale Acceptance N.V.	Sh Electric Eu Wt Apr10	0.750	4.28 per unit	2010/04/12	50,000,000	2009/08/03
17971	SGA Societe Generale Acceptance N.V.	Shimao Ppt Eu Wt Jul10	0.450	17.5000	2010/07/05	100,000,000	2009/08/03
17972	SGA Societe Generale Acceptance N.V.	Sino Land Eu Wt May10	0.306	16.5000	2010/05/26	100,000,000	2009/08/03
17973	SGA Societe Generale Acceptance N.V.	Tencent Eu Wt Apr10	0.250	112 per 100 units	2010/04/19	250,000,000	2009/08/03

## Newly listed derivative warrants (continued)

Code	Issuer	Name of issue	Issue prices (HK\$)	Strike level/ Subscription price (HK\$) per 10 units	Subscription/ exercise period	Unit issued on initial listing	Listing date
17974	SGA Societe Generale Acceptance N.V.	Yanzhou Coal Eu Wt May10	0.290	12.8800	2010/05/12	250,000,000	2009/08/03
17975	SGA Societe Generale Acceptance N.V.	ZTE Eu Wt Jun10	0.730	38.0000	2010/06/02	100,000,000	2009/08/03
15641 #	Macquarie Bank Ltd.	HSBC European Warrants Jan 2010 A	0.063	85 per 100 units	2010/01/28	200,000,000	2009/08/03
15873 #	Deutsche Bank AG	China Mobile European Warrants Nov 2009 A	0.061	88 per 100 units	2009/11/02	300,000,000	2009/08/03
16746 #	Deutsche Bank AG	HSBC European Put Warrants Oct 2009 E	0.030	65 per 100 units	2009/10/27	350,000,000	2009/08/03
18034	BNP Paribas Arbit Issu B.V.	HSI Euro Put Wts Mar 2010 E	0.260	21,800 per 18,000 units	2010/03/30	300,000,000	2009/08/04
18030	BNP Paribas Arbit Issu B.V.	HSI European Wts Mar 2010 C	0.260	22,800 per 12,000 units	2010/03/30	300,000,000	2009/08/04
18029	Deutsche Bank AG	China Telecom European Wts Mar 2010 A	0.400	5.30 per unit	2010/03/29	100,000,000	2009/08/04
18028	Deutsche Bank AG	China Life European Put Wts Mar 2010	0.490	34.0000	2010/03/01	200,000,000	2009/08/04
18027	Deutsche Bank AG	HSI European Warrants Feb 2010 E	0.250	22,800 per 12,000 units	2010/02/25	300,000,000	2009/08/04
18031	Deutsche Bank AG	HSI European Put Warrants Feb 2010 F	0.320	21,800 per 14,000 units	2010/02/25	300,000,000	2009/08/04
18002	HK Bank	CHALCO European Warrants Mar 2010	0.250	11.3800	2010/03/25	180,000,000	2009/08/04
18003	HK Bank	China Coal European Warrants Mar 2010 B	0.250	12.8800	2010/03/25	180,000,000	2009/08/04
18004	HK Bank	Sinopec Corp European Warrants Mar 2010	0.790	8.88 per unit	2010/03/25	120,000,000	2009/08/04
18005	HK Bank	China Shenhua European Warrants Mar 2010	0.340	38.8800	2010/03/25	180,000,000	2009/08/04
18006	HK Bank	Datang Power European Warrants Mar 2010	0.780	6.38 per unit	2010/03/25	80,000,000	2009/08/04
18009	HK Bank	A50 China European Warrants Jul 2010	0.250	19.8800	2010/07/16	180,000,000	2009/08/04
18007	HK Bank	Huaneng Power European Warrants Mar 2010	1.010	6.88 per unit	2010/03/25	80,000,000	2009/08/04
18008	HK Bank	Yanzhou Coal European Warrants Mar 2010	0.250	14.8800	2010/03/25	180,000,000	2009/08/04
18011	J P Morgan SP BV	Anhui Conch European Warrants Dec 2010	0.250	68.88 per 100 units	2010/12/30	288,000,000	2009/08/04
18010	J P Morgan SP BV	CHALCO European Warrants Jun 2010	0.250	10.8800	2010/06/22	188,000,000	2009/08/04
18012	J P Morgan SP BV	China Unicom European Warrants Apr 2010	0.194	12.6800	2010/04/09	108,000,000	2009/08/04
18013	J P Morgan SP BV	HK Gas European Warrants Mar 2010	0.252	18.0000	2010/03/30	100,000,000	2009/08/04
18014	J P Morgan SP BV	SHK Ppt European Warrants Sep 2010	0.205	120 per 100 units	2010/09/27	188,000,000	2009/08/04
18026	KBC Fin Products Int'l Ltd.	HSI European Wts Mar 2010 A	0.250	24,000 per 12,000 units	2010/03/30	400,000,000	2009/08/04
18024	KBC Fin Products Int'l Ltd.	HSI European Wts Feb 2010 C	0.250	22,600 per 12,500 units	2010/02/25	400,000,000	2009/08/04
18025	KBC Fin Products Int'l Ltd.	HSI European Wts Feb 2010 D	0.250	23,400 per 11,500 units	2010/02/25	400,000,000	2009/08/04
17994	Macquarie Bank Ltd.	Air China European Warrants May 2011	0.250	6.8000	2011/05/30	100,000,000	2009/08/04
17995	Macquarie Bank Ltd.	Beijing Air European Warrants Mar 2011	0.251	6.9400	2011/03/29	100,000,000	2009/08/04
17996	Macquarie Bank Ltd.	China Life European Wts Feb 2010	0.297	40.0000	2010/02/25	250,000,000	2009/08/04
17997	Macquarie Bank Ltd.	Shanshui Cement European Wts Jul11	0.250	6.4000	2011/07/06	188,000,000	2009/08/04
17998	Macquarie Bank Ltd.	Ch Ship Cont European Warrants Jul10	0.956	3.50 per unit	2010/07/28	200,000,000	2009/08/04
17999	Macquarie Bank Ltd.	Maanshan Iron European Wts Feb 2010	0.724	6.40 per unit	2010/02/04	100,000,000	2009/08/04
18000	Macquarie Bank Ltd.	PICC P&C European Warrants Dec 2010 A	0.150	8.0900	2010/12/30	288,000,000	2009/08/04
18001	Macquarie Bank Ltd.	ZTE European Warrants Feb 2010	0.366	40.0000	2010/02/25	300,000,000	2009/08/04
17983	Merrill Lynch Int'l & Co. C.V.	HKEx Euro Wts Sep 2010 A	0.265	167.99 per 100 units	2010/09/13	200,000,000	2009/08/04
17984	Merrill Lynch Int'l & Co. C.V.	HKEx Euro Wts Aug 2011	0.455	142.99 per 100 units	2011/08/15	200,000,000	2009/08/04
17986	Merrill Lynch Int'l & Co. C.V.	HKEx Eur Put Wts Apr 2010 B	0.270	141.99 per 100 units	2010/04/12	200,000,000	2009/08/04
17990	Merrill Lynch Int'l & Co. C.V.	HSI European Warrants Jun10A	0.265	21,000 per 12,000 units	2010/06/29	300,000,000	2009/08/04
17988	Merrill Lynch Int'l & Co. C.V.	HSI European Warrants Feb10E	0.250	21,800 per 10,000 units	2010/02/25	300,000,000	2009/08/04
17989	Merrill Lynch Int'l & Co. C.V.	HSI European Warrants Feb10F	0.250	22,800 per 9,000 units	2010/02/25	300,000,000	2009/08/04
17993	Merrill Lynch Int'l & Co. C.V.	HSI European Put Wts Feb10G	0.260	20,200 per 12,000 units	2010/02/25	300,000,000	2009/08/04

## Newly listed derivative warrants (continued)

Code	Issuer	Name of issue	Issue prices (HK\$)	Strike level/ Subscription price (HK\$) per 10 units	Subscription/ exercise period	Unit issued on initial listing	Listing date
17991	Merrill Lynch Int'l & Co. C.V.	Ping An Euro Wts Mar 2012	0.250	77.99 per 100 units	2012/03/12	200,000,000	2009/08/04
17992	Merrill Lynch Int'l & Co. C.V.	Ping An Euro Put Wts Nov11	0.255	69.99 per 100 units	2011/11/14	200,000,000	2009/08/04
17987	Merrill Lynch Int'l & Co. C.V.	SHK Ppt Euro Wts Sep 2010	0.260	121.99 per 100 units	2010/09/06	200,000,000	2009/08/04
18021	UBS AG	Ch Comm Cons European Warrants Jan 2010	0.150	10.8800	2010/01/25	100,000,000	2009/08/04
18017	UBS AG	China COSCO European Warrants Dec 2009	0.150	15.8800	2009/12/28	100,000,000	2009/08/04
18023	UBS AG	China Railway European Warrants Aug 2010	0.250	7.3800	2010/08/30	100,000,000	2009/08/04
18022	UBS AG	Ch Railway Cons European Warrants Mar 2010	0.250	14.2800	2010/03/29	100,000,000	2009/08/04
18018	UBS AG	HKEx European Warrants Apr 2010	0.250	168.88 per 100 units	2010/04/26	100,000,000	2009/08/04
18020	UBS AG	HSI European Put Warrants Feb 2010 G	0.250	22,800 per 20,000 units	2010/02/25	100,000,000	2009/08/04
18015	UBS AG	HSI European Warrants Feb 2010 A	0.250	21,300 per 12,000 units	2010/02/25	100,000,000	2009/08/04
18016	UBS AG	HSI European Warrants Feb 2010 B	0.250	22,300 per 12,000 units	2010/02/25	100,000,000	2009/08/04
18019	UBS AG	MTRC European Warrants Feb 2010	0.250	28.8800	2010/02/22	100,000,000	2009/08/04
16135 #	Macquarie Bank Ltd.	China Mobile European Wts Sep 2009	0.034	90 per 100 units	2009/09/29	300,000,000	2009/08/04
14687 #	CC Rabobank B.A.	Ch Mobile European Warrants Sep 2009	0.027	90 per 100 units	2009/09/29	400,000,000	2009/08/04
18046	BNP Paribas Arbit Issu B.V.	CC Bank Euro Wts Jan 2010	0.500	7.39 per unit	2010/01/06	200,000,000	2009/08/05
18048	BNP Paribas Arbit Issu B.V.	HKEx European Wts Aug 2010	0.290	160 per 100 units	2010/08/03	200,000,000	2009/08/05
18047	BNP Paribas Arbit Issu B.V.	PetroCh Euro Wts Jan 2011	0.250	11.0000	2011/01/05	200,000,000	2009/08/05
18036	Citigroup Global Mkt H Inc.	Agile Ppt European Wts Jun10	0.250	13.8000	2010/06/22	180,000,000	2009/08/05
18037	Citigroup Global Mkt H Inc.	Bank of EA European Wts Sep 10	0.250	28.0000	2010/09/20	180,000,000	2009/08/05
18038	Citigroup Global Mkt H Inc.	BOC HK European Wts Jul 2010	0.260	16.8000	2010/07/19	175,000,000	2009/08/05
18040	Citigroup Global Mkt H Inc.	A50 China Euro Wts Jul 2010	0.260	20.0000	2010/07/12	175,000,000	2009/08/05
18039	Citigroup Global Mkt H Inc.	Shimao Ppt Euro Wts Mar 2010	0.250	18.0000	2010/03/22	180,000,000	2009/08/05
18042	Macquarie Bank Ltd.	China Mobile European Wts Mar 2010	0.150	95 per 100 units	2010/03/30	300,000,000	2009/08/05
18041	Macquarie Bank Ltd.	China Mobile European Wts Apr 2010 C	0.156	78.85 per 100 units	2010/04/23	300,000,000	2009/08/05
18043	Macquarie Bank Ltd.	CNPC European Warrants Dec 2010	0.250	10.0000	2010/12/30	288,000,000	2009/08/05
18064	Macquarie Bank Ltd.	A50 China European Warrants May 2010 A	0.250	18.0000	2010/05/28	250,000,000	2009/08/05
18044	Macquarie Bank Ltd.	HSBC European Warrants Dec 2010 B	0.250	58 per 100 units	2010/12/30	300,000,000	2009/08/05
18032	Merrill Lynch Int'l & Co. C.V.	HS Bank Euro Wts Nov 2010	0.250	129.99 per 100 units	2010/11/22	200,000,000	2009/08/05
18033	Merrill Lynch Int'l & Co. C.V.	HSBC Euro Wts Sep 2010	0.151	78.64 per 93 units	2010/09/17	200,000,000	2009/08/05
18035	Merrill Lynch Int'l & Co. C.V.	PetroChina Eu Wt Mar 2010 B	0.163	8.9900	2010/03/23	200,000,000	2009/08/05
18049	SGA Societe Generale Acceptance N.V.	CHALCO Eu Wt Sep 2010	0.260	10.8800	2010/09/08	150,000,000	2009/08/05
18050	SGA Societe Generale Acceptance N.V.	CHALCO Eu Wt Dec 2010	0.250	13.8800	2010/12/08	150,000,000	2009/08/05
18051	SGA Societe Generale Acceptance N.V.	CLife Eu Wt Dec 2009E	0.258	41.0000	2009/12/28	250,000,000	2009/08/05
18055	SGA Societe Generale Acceptance N.V.	CNOOC Eu Wt Jan 2010	0.150	11.2800	2010/01/25	300,000,000	2009/08/05
18052	SGA Societe Generale Acceptance N.V.	CP&CC Eur Wt Aug 2011	0.206	7.0800	2011/08/01	300,000,000	2009/08/05
18053	SGA Societe Generale Acceptance N.V.	Shenhua Eu Wt May 10	0.495	38.3800	2010/05/03	100,000,000	2009/08/05
18054	SGA Societe Generale Acceptance N.V.	Shenhua Eu Wt Sep 10	0.810	33.8800	2010/09/22	100,000,000	2009/08/05
18056	SGA Societe Generale Acceptance N.V.	HKEx Eu Wt Apr 2010	0.250	168 per 100 units	2010/04/07	200,000,000	2009/08/05
18057	SGA Societe Generale Acceptance N.V.	HKEx Eu Put Wt Dec09C	0.150	132 per 100 units	2009/12/21	200,000,000	2009/08/05
18058	SGA Societe Generale Acceptance N.V.	JIANC Eu Wts May 10A	0.330	22.8800	2010/05/05	150,000,000	2009/08/05
18059	SGA Societe Generale Acceptance N.V.	JIANC Eu Wts May 10B	0.460	18.8800	2010/05/19	150,000,000	2009/08/05
18060	UBS AG	China Unicom European Warrants Sep 2010	0.150	14.9800	2010/09/27	100,000,000	2009/08/05
18061	UBS AG	CNOOC European Warrants Apr 2010 B	0.150	12.2800	2010/04/19	100,000,000	2009/08/05

## Newly listed derivative warrants (continued)

Code	Issuer	Name of issue	Issue prices (HK\$)	Strike level/ Subscription price (HK\$) per 10 units	Subscription/ exercise period	Unit issued on initial listing	Listing date
18063	UBS AG	HSI European Warrants Mar 2010 C	0.250	24,200 per 11,500 units	2010/03/30	100,000,000	2009/08/05
18062	UBS AG	HSI European Warrants Feb 2010 C	0.250	23,500 per 11,000 units	2010/02/25	100,000,000	2009/08/05
18045	BNP Paribas Arbit Issu B.V.	China Tel Euro Wts Dec 2011	0.150	4.6800	2011/12/23	200,000,000	2009/08/06
18067	Goldman Sachs SP (Asia)	BOCL European Warrants Feb 2010	0.420	4.25 per unit	2010/02/25	200,000,000	2009/08/06
18070	Goldman Sachs SP (Asia)	China Mobile Euro Wts Mar 2010 A	0.150	95 per 100 units	2010/03/30	200,000,000	2009/08/06
18068	Goldman Sachs SP (Asia)	China Life Euro Wts Feb 2010 A	0.300	40.0000	2010/02/25	200,000,000	2009/08/06
18069	Goldman Sachs SP (Asia)	CM Bank European Wts Feb 2010	0.250	20.0000	2010/02/25	200,000,000	2009/08/06
18066	KBC Fin Products Int'l Ltd.	HSBC European Wts Feb 2010 B	0.650	81.0000	2010/02/08	148,000,000	2009/08/06
18083	ABN AMRO Bank N.V.	HSI European Warrants Dec 2009 D	0.195	21,000 per 10,000 units	2009/12/30	400,000,000	2009/08/07
18087	ABN AMRO Bank N.V.	HSI European Put Warrants Dec 2009 E	0.199	20,000 per 10,000 units	2009/12/30	400,000,000	2009/08/07
18081	Deutsche Bank AG	CC Bank European Warrants Dec 2009 C	0.520	6.89 per unit	2009/12/28	200,000,000	2009/08/07
18082	Deutsche Bank AG	HKEx European Put Warrants Feb 2010 A	0.260	145 per 100 units	2010/02/08	300,000,000	2009/08/07
18071	HK Bank	Agile Ppt European Warrants Apr 2010	0.250	13.2800	2010/04/28	120,000,000	2009/08/07
18072	HK Bank	CNBM European Warrants Feb 2010	0.260	21.8800	2010/02/25	120,000,000	2009/08/07
18073	HK Bank	Tencent European Warrants Sep 2010 A	0.250	118 per 100 units	2010/09/17	180,000,000	2009/08/07
18074	UBS AG	Angang Steel European Warrants Feb 2010	0.250	20.8800	2010/02/08	100,000,000	2009/08/07
18075	UBS AG	Bank of EA European Warrants Apr 2010 A	0.250	28.8800	2010/04/26	100,000,000	2009/08/07
18078	UBS AG	China Overseas European Warrants Feb 2010	0.250	23.8800	2010/02/22	100,000,000	2009/08/07
18076	UBS AG	China Coal European Warrants Feb 2010	0.250	11.3800	2010/02/22	100,000,000	2009/08/07
18077	UBS AG	CM Bank European Warrants Feb 2010	0.250	20.8800	2010/02/08	100,000,000	2009/08/07
18080	UBS AG	HSCEI European Warrants Feb 2010	0.250	12,300 per 7,500 units	2010/02/25	100,000,000	2009/08/07
18084	UBS AG	HSCEI European Put Warrants Feb 2010	0.250	11,800 per 7,500 units	2010/02/25	100,000,000	2009/08/07
18079	UBS AG	Maanshan Iron European Warrants Jun 2011	0.250	6.2800	2011/06/27	100,000,000	2009/08/07
17178 <sup>#</sup>	Macquarie Bank Ltd.	CNOOC European Warrants Sep 2009 B	0.076	10.6000	2009/09/29	200,000,000	2009/08/07
18090	Deutsche Bank AG	Ch Comm Cons European Warrants Jan 2010	0.150	10.8800	2010/01/11	200,000,000	2009/08/10
18085	Macquarie Bank Ltd.	HKEx European Warrants Mar 2010 B	0.251	165 per 100 units	2010/03/30	388,000,000	2009/08/10
18086	Macquarie Bank Ltd.	HSBC European Warrants Sep 2010 B	1.019	85.0000	2010/09/29	200,000,000	2009/08/10
18088	Macquarie Bank Ltd.	Jiangxi Copper European Wts Feb 2010 B	0.250	22.0000	2010/02/25	288,000,000	2009/08/10
18089	Macquarie Bank Ltd.	Ping An European Put Warrants Sep 2010	1.090	60.0000	2010/09/29	200,000,000	2009/08/10
18091	UBS AG	CHALCO European Warrants Feb 2010	0.250	11.3800	2010/02/22	100,000,000	2009/08/10
18092	UBS AG	Jiangxi Copper European Warrants Feb 2010 B	0.250	24.3800	2010/02/22	200,000,000	2009/08/10
18120	BNP Paribas Arbit Issu B.V.	HSBC European Wts Dec 2010 B	0.150	92.60 per 93 units	2010/12/06	300,000,000	2009/08/11
18109	Deutsche Bank AG	BankComm European Warrants Oct 2010	0.210	9.9900	2010/10/25	200,000,000	2009/08/11
18110	Deutsche Bank AG	Cheung Kong European Warrants Sep 2010	0.150	112.88 per 100 units	2010/09/24	200,000,000	2009/08/11
18108	Deutsche Bank AG	WISE CSI European Warrants Mar 2010 A	0.490	45.0000	2010/03/22	200,000,000	2009/08/11
18112	Deutsche Bank AG	WISE CSI European Put Warrants Mar 2010	0.510	38.0000	2010/03/15	200,000,000	2009/08/11
18111	Deutsche Bank AG	Ping An European Warrants Apr 2010	0.150	68.88 per 100 units	2010/04/19	200,000,000	2009/08/11
18095	HK Bank	Angang Steel European Warrants Apr 2010	0.360	22.8800	2010/04/16	180,000,000	2009/08/11
18096	HK Bank	China Life European Warrants Mar 2010	0.290	43.8800	2010/03/25	180,000,000	2009/08/11
18097	HK Bank	CM Bank European Warrants Mar 2010	0.250	21.8800	2010/03/23	180,000,000	2009/08/11
18099	HK Bank	COSCO Pacific European Warrants Mar 2010	0.270	15.2800	2010/03/23	80,000,000	2009/08/11
18098	HK Bank	Ch Ship Cont European Warrants Mar 2010	0.620	4.38 per unit	2010/03/23	80,000,000	2009/08/11
18100	HK Bank	HKEx European Warrants Apr 2010	0.250	168.88 per 100 units	2010/04/16	280,000,000	2009/08/11



## Newly listed derivative warrants (continued)

Code	Issuer	Name of issue	Issue prices (HK\$)	Strike level/ Subscription price (HK\$) per 10 units	Subscription/ exercise period	Unit issued on initial listing	Listing date
18101	HK Bank	Jiangxi Copper European Warrants Apr 2010	0.300	22.8800	2010/04/16	180,000,000	2009/08/11
18102	HK Bank	Shanghai Electric European Warrants Mar 2010	0.860	4.88 per unit	2010/03/25	80,000,000	2009/08/11
18103	HK Bank	Shimao Ppt European Warrants Mar 2010	0.310	18.8800	2010/03/23	180,000,000	2009/08/11
18104	J P Morgan SP BV	China Railway European Warrants Oct 2010	0.250	8.0000	2010/10/29	188,000,000	2009/08/11
18105	J P Morgan SP BV	HKEx European Warrants Feb 2010	0.254	158 per 100 units	2010/02/12	200,000,000	2009/08/11
18106	J P Morgan SP BV	Ping An European Warrants Dec 2010	0.250	78 per 100 units	2010/12/30	200,000,000	2009/08/11
18107	J P Morgan SP BV	Yanzhou Coal European Warrants Feb 2010	0.252	15.0000	2010/02/25	188,000,000	2009/08/11
18114	KBC Fin Products Int'l Ltd.	Sinopec Euro Wts Mar 2010	0.960	7.18 per unit	2010/03/15	100,000,000	2009/08/11
18116	KBC Fin Products Int'l Ltd.	HSBC European Wts Mar 2010	0.540	98.0000	2010/03/11	178,000,000	2009/08/11
18118	KBC Fin Products Int'l Ltd.	HSBC Euro Put Wts Jun 2010 D	0.250	92 per 100 units	2010/06/01	400,000,000	2009/08/11
18119	KBC Fin Products Int'l Ltd.	HSBC Euro Put Wts Dec 2010	0.250	84 per 100 units	2010/12/01	400,000,000	2009/08/11
18115	KBC Fin Products Int'l Ltd.	HSBC European Wts Jan 2010 C	0.160	72.20 per 93 units	2010/01/18	400,000,000	2009/08/11
18117	KBC Fin Products Int'l Ltd.	HSBC European Wts Sep 2010 D	0.160	83.30 per 93 units	2010/09/22	400,000,000	2009/08/11
18093	Macquarie Bank Ltd.	HSBC European Warrants Sep 2010 C	0.730	100.0000	2010/09/29	400,000,000	2009/08/11
18094	UBS AG	Ping An European Warrants May 2011	0.250	78.88 per 100 units	2011/05/16	200,000,000	2009/08/11
18113	UBS AG	SHK Ppt European Warrants Jun 2010 B	0.250	138.88 per 100 units	2010/06/28	100,000,000	2009/08/11
17503 #	ABN AMRO Bank N.V.	China Mobile European Wts Dec 2009	0.100	85 per 100 units	2009/12/29	400,000,000	2009/08/11
15873 #	Deutsche Bank AG	China Mobile European Warrants Nov 2009 A	0.051	88 per 100 units	2009/11/02	400,000,000	2009/08/11
17304 #	CC Rabobank B.A.	Ch Mobile European Warrants Dec 2009 B	0.098	85 per 100 units	2009/12/29	200,000,000	2009/08/11
18159	Credit Suisse	Cheung Kong European Warrants Jan 2010	0.150	100 per 100 units	2010/01/06	200,000,000	2009/08/12
18161	Credit Suisse AG	A50 China European Warrants May 2010 A	0.197	17.8800	2010/05/05	200,000,000	2009/08/12
18160	Credit Suisse	Hutchison European Warrants Jul 2011	0.150	58.88 per 100 units	2011/07/25	200,000,000	2009/08/12
18157	Credit Suisse	Jiangxi Copper European Wts Feb 2010	0.250	22.8800	2010/02/22	200,000,000	2009/08/12
18162	Credit Suisse	Ping An European Warrants Apr 2010	0.150	68.88 per 100 units	2010/04/26	200,000,000	2009/08/12
18158	Credit Suisse	SHK Ppt European Warrants Aug 2010	0.250	128.88 per 100 units	2010/08/23	200,000,000	2009/08/12
18163	Credit Suisse	SHK Ppt European Put Warrants Aug 2010	0.250	108.88 per 100 units	2010/08/23	200,000,000	2009/08/12
18165	Deutsche Bank AG	Sinopec Corp European Warrants Mar 2010 A	0.870	7.50 per unit	2010/03/01	200,000,000	2009/08/12
18166	Deutsche Bank AG	China Telecom European Wts Mar 2010 B	0.500	4.60 per unit	2010/03/01	200,000,000	2009/08/12
18136	KBC Fin Products Int'l Ltd.	BOCL Euro Put Wts Mar 2010 E	0.280	3.38 per unit	2010/03/10	348,000,000	2009/08/12
18127	KBC Fin Products Int'l Ltd.	BOCL European Wts Mar 2010 B	0.620	3.48 per unit	2010/03/08	158,000,000	2009/08/12
18128	KBC Fin Products Int'l Ltd.	BOCL European Wts Mar 2010 C	0.480	3.78 per unit	2010/03/01	208,000,000	2009/08/12
18134	KBC Fin Products Int'l Ltd.	Ch Mobile Euro Wt Jun 2010 C	0.250	63.88 per 100 units	2010/06/08	400,000,000	2009/08/12
18135	KBC Fin Products Int'l Ltd.	Ch Mobile Euro Wt Aug 2010 A	0.150	75.88 per 100 units	2010/08/03	600,000,000	2009/08/12
18140	KBC Fin Products Int'l Ltd.	Ch Mobile Euro Put Wt Jul 2010	0.190	86.88 per 100 units	2010/07/12	518,000,000	2009/08/12
18169	KBC Fin Products Int'l Ltd.	CC Bank Euro Put Wts Apr 2010	0.280	4.48 per unit	2010/04/01	348,000,000	2009/08/12
18129	KBC Fin Products Int'l Ltd.	China Life Euro Wts Mar 2010 B	0.500	32.8800	2010/03/08	200,000,000	2009/08/12
18130	KBC Fin Products Int'l Ltd.	China Life Euro Wts Mar 2010 C	0.400	35.1800	2010/03/01	248,000,000	2009/08/12
18131	KBC Fin Products Int'l Ltd.	China Life Euro Wts Mar 2010 D	0.250	44.1800	2010/03/15	400,000,000	2009/08/12
18132	KBC Fin Products Int'l Ltd.	China Life Euro Wts Apr 2010 A	0.780	28.6800	2010/04/12	128,000,000	2009/08/12
18133	KBC Fin Products Int'l Ltd.	China Life Euro Wts Apr 2010 B	0.690	30.0000	2010/04/01	138,000,000	2009/08/12
18137	KBC Fin Products Int'l Ltd.	China Life Eur Put Wt Feb 2010	0.230	29.0000	2010/02/01	400,000,000	2009/08/12
18138	KBC Fin Products Int'l Ltd.	China Life Eur Put Wt Mar 2010	0.430	33.8800	2010/03/08	228,000,000	2009/08/12



## Newly listed derivative warrants (continued)

Code	Issuer	Name of issue	Issue prices (HK\$)	Strike level/ Subscription price (HK\$) per 10 units	Subscription/ exercise period	Unit issued on initial listing	Listing date
18139	KBC Fin Products Int'l Ltd.	China Life Eur Put Wt May 10 A	0.250	25.8800	2010/05/10	400,000,000	2009/08/12
18141	KBC Fin Products Int'l Ltd.	A50 Ch Euro Wts Mar 2010 C	0.250	17.4800	2010/03/15	400,000,000	2009/08/12
18168	KBC Fin Products Int'l Ltd.	ICBC European Wts Mar 2010	0.450	5.988 per unit	2010/03/03	218,000,000	2009/08/12
18172	KBC Fin Products Int'l Ltd.	ICBC Euro Put Wts Feb 2010	0.250	4.18 per unit	2010/02/12	400,000,000	2009/08/12
18173	KBC Fin Products Int'l Ltd.	ICBC Euro Put Wts Mar 2010	0.550	5 per unit	2010/03/15	178,000,000	2009/08/12
18167	KBC Fin Products Int'l Ltd.	ICBC European Wts Feb 2010 D	0.650	5.50 per unit	2010/02/01	148,000,000	2009/08/12
18147	Macquarie Bank Ltd.	Alibaba European Warrants Feb 2010	0.253	24.0000	2010/02/12	200,000,000	2009/08/12
18148	Macquarie Bank Ltd.	CHALCO European Warrants Mar 2010 B	0.252	12.0000	2010/03/30	200,000,000	2009/08/12
18149	Macquarie Bank Ltd.	Angang Steel European Wts Feb 2010	0.251	25.0000	2010/02/17	200,000,000	2009/08/12
18150	Macquarie Bank Ltd.	China EB Ltd European Warrants Feb 10	0.254	30.0000	2010/02/12	200,000,000	2009/08/12
18151	Macquarie Bank Ltd.	CITIC Pacific European Warrants Feb 10	0.250	30.0000	2010/02/25	100,000,000	2009/08/12
18152	Macquarie Bank Ltd.	COSCO Pacific European Warrants Feb10	0.253	16.5000	2010/02/17	100,000,000	2009/08/12
18153	Macquarie Bank Ltd.	Foxconn European Warrants Sep 2010	0.251	6.0000	2010/09/29	200,000,000	2009/08/12
18154	Macquarie Bank Ltd.	Nine Dragons European Wts May 2010 A	0.250	12.3800	2010/05/06	100,000,000	2009/08/12
18155	Macquarie Bank Ltd.	Sino Land European Warrants May 2010	0.259	20.0000	2010/05/24	100,000,000	2009/08/12
18156	Macquarie Bank Ltd.	Yurun Food European Warrants Mar 2010	0.250	15.5000	2010/03/12	100,000,000	2009/08/12
18142	CC Rabobank B.A.	BOCL European Warrants Dec 2009	0.210	4.60 per unit	2009/12/28	60,000,000	2009/08/12
18146	CC Rabobank B.A.	HKEx European Warrants Oct 2010	0.250	180 per 100 units	2010/10/06	120,000,000	2009/08/12
18145	CC Rabobank B.A.	HSBC European Put Warrants Oct 2011	0.250	82 per 100 units	2011/10/24	200,000,000	2009/08/12
18144	CC Rabobank B.A.	HSBC European Put Warrants Dec 2010 D	0.250	90 per 100 units	2010/12/15	200,000,000	2009/08/12
18143	CC Rabobank B.A.	Hutchison European Warrants Feb 2010	0.250	74.0000	2010/02/23	60,000,000	2009/08/12
18121	SGA Societe Generale Acceptance N.V.	BOCom Eur Wt May 2010	0.200	8.8800	2010/05/03	200,000,000	2009/08/12
18124	SGA Societe Generale Acceptance N.V.	CTel Eu Wt Mar 2010	0.586	4.80 per unit	2010/03/24	150,000,000	2009/08/12
18164	SGA Societe Generale Acceptance N.V.	CRail Eu Wt Oct 2010	0.250	8.0000	2010/10/18	200,000,000	2009/08/12
18123	SGA Societe Generale Acceptance N.V.	CRail Eu Wt Dec 2010	0.210	7.1800	2010/12/22	200,000,000	2009/08/12
18122	SGA Societe Generale Acceptance N.V.	CRCC Eu Wt May 2010	0.250	15.0000	2010/05/03	100,000,000	2009/08/12
18125	SGA Societe Generale Acceptance N.V.	HSCEI Eu Wt Feb 2010A	0.250	12,800 per 8,000 units	2010/02/25	300,000,000	2009/08/12
18126	SGA Societe Generale Acceptance N.V.	HSCEI Eu Wt Feb 2010B	0.250	14,000 per 6,500 units	2010/02/25	300,000,000	2009/08/12
18170	ABN AMRO Bank N.V.	China Mobile European Wts Mar 2010	0.708	90.8800	2010/03/01	100,000,000	2009/08/13
18171	ABN AMRO Bank N.V.	HSBC European Warrants Mar 2010	0.717	92.8800	2010/03/01	100,000,000	2009/08/13
18212	BNP Paribas Arbit Issu B.V.	CHALCO European Wts May 2010	0.250	11.2800	2010/05/31	200,000,000	2009/08/13
18181	BNP Paribas Arbit Issu B.V.	Ch Comm Cons Eur Wt Jan 2010	0.150	10.8800	2010/01/25	200,000,000	2009/08/13
18180	BNP Paribas Arbit Issu B.V.	China Life Euro Wts Mar 2010 C	0.300	42.6800	2010/03/01	200,000,000	2009/08/13
18184	BNP Paribas Arbit Issu B.V.	China Life Eu Put Wts Mar 2010	0.540	33.8800	2010/03/02	200,000,000	2009/08/13
18218	BNP Paribas Arbit Issu B.V.	CNOOC European Wts Aug 2010 A	0.250	12.6800	2010/08/24	300,000,000	2009/08/13
18219	BNP Paribas Arbit Issu B.V.	HSBC European Wts Feb 2010	0.150	81.45 per 93 units	2010/02/01	200,000,000	2009/08/13
18203	Credit Suisse	BOCL European Warrants Jan 2010 A	0.381	3.88 per unit	2010/01/11	300,000,000	2009/08/13
18214	Credit Suisse	CC Bank European Warrants Jan 2010	0.498	6.58 per unit	2010/01/18	300,000,000	2009/08/13
18215	Credit Suisse	CNOOC European Warrants Aug 2010	0.192	11.8800	2010/08/04	300,000,000	2009/08/13
10890	Deutsche Bank AG	DJIA European Warrants Mar 2010	0.250	10,000 per 35,000 units	2010/03/22	150,000,000	2009/08/13
10894	Deutsche Bank AG	DJIA European Put Warrants Mar 2010	0.250	8,500 per 35,000 units	2010/03/22	150,000,000	2009/08/13
10891	Deutsche Bank AG	Nikkei 225 Index European Wts Mar 2010	0.270	11,000 per 350 units	2010/03/12	150,000,000	2009/08/13

## Newly listed derivative warrants (continued)

Code	Issuer	Name of issue	Issue prices (HK\$)	Strike level/ Subscription price (HK\$) per 10 units	Subscription/ exercise period	Unit issued on initial listing	Listing date
10895	Deutsche Bank AG	Nikkei 225 Index Euro Put Wts Mar 2010	0.250	9,500 per 350 units	2010/03/12	150,000,000	2009/08/13
18201	J P Morgan SP BV	BOCL European Warrants Feb 2010	0.253	4.50 per unit	2010/02/17	138,000,000	2009/08/13
18202	J P Morgan SP BV	BankComm European Warrants Oct 2010 A	0.167	10.0000	2010/10/18	200,000,000	2009/08/13
18205	J P Morgan SP BV	A50 China European Warrants Mar 2010 B	0.171	17.2800	2010/03/23	200,000,000	2009/08/13
18204	J P Morgan SP BV	HS Bank European Warrants Sep 2010	0.154	120 per 100 units	2010/09/22	168,000,000	2009/08/13
18206	J P Morgan SP BV	JX Copper European Warrants Feb 2010	0.287	20.0000	2010/02/25	200,000,000	2009/08/13
18207	J P Morgan SP BV	Maanshan Iron European Warrants Dec 2010	0.250	6.8800	2010/12/30	100,000,000	2009/08/13
18208	J P Morgan SP BV	Pacific Basin European Warrants Sep 2010	0.250	8.0000	2010/09/08	100,000,000	2009/08/13
18209	J P Morgan SP BV	PetroChina European Warrants Dec 2010 A	0.150	11.0000	2010/12/29	300,000,000	2009/08/13
18210	J P Morgan SP BV	PetroChina European Warrants Dec 2010 B	0.250	10.0000	2010/12/30	300,000,000	2009/08/13
18211	J P Morgan SP BV	PICC European Warrants Dec 2010 B	0.151	8.0800	2010/12/22	288,000,000	2009/08/13
18216	KBC Fin Products Int'l Ltd.	Ch Mobile Eu Put Wt May 2010	0.250	96.88 per 100 units	2010/05/18	400,000,000	2009/08/13
18217	KBC Fin Products Int'l Ltd.	Ch Mobile Eu Put Wt Jun 2010 B	0.300	106 per 100 units	2010/06/08	328,000,000	2009/08/13
18185	KBC Fin Products Int'l Ltd.	CNOOC European Wts Apr 2010	0.250	9.2800	2010/04/01	400,000,000	2009/08/13
18186	KBC Fin Products Int'l Ltd.	CNOOC Euro Put Wts Aug 2010	0.160	8.8800	2010/08/18	400,000,000	2009/08/13
18182	KBC Fin Products Int'l Ltd.	Sinopec Euro Wts Feb 2010 A	0.480	8.588 per unit	2010/02/17	208,000,000	2009/08/13
18183	KBC Fin Products Int'l Ltd.	Sinopec Corp Eu Put Wt Mar 10	0.370	5 per unit	2010/03/08	258,000,000	2009/08/13
18187	KBC Fin Products Int'l Ltd.	HSBC European Wts Jun 2010 C	0.250	64 per 100 units	2010/06/10	400,000,000	2009/08/13
18188	KBC Fin Products Int'l Ltd.	HSBC European Wts Aug 2010 B	0.550	104.8800	2010/08/02	178,000,000	2009/08/13
18189	KBC Fin Products Int'l Ltd.	HSBC Euro Put Wts Sep 2010 E	0.310	100 per 100 units	2010/09/09	318,000,000	2009/08/13
18191	KBC Fin Products Int'l Ltd.	Hutchison Euro Wts Mar 2010	1.010	49.0000	2010/03/05	98,000,000	2009/08/13
18190	KBC Fin Products Int'l Ltd.	Hutchison Euro Wts Apr 2010	0.600	59.0000	2010/04/08	158,000,000	2009/08/13
18194	KBC Fin Products Int'l Ltd.	Hutchison Eur Put Wts Apr 2010	0.360	48.0000	2010/04/15	268,000,000	2009/08/13
18192	KBC Fin Products Int'l Ltd.	PetroChina Euro Wts Mar 2010 C	0.250	6.8800	2010/03/01	400,000,000	2009/08/13
18193	KBC Fin Products Int'l Ltd.	PetroChina Euro Wts Feb 2011	0.160	10.8800	2011/02/15	438,000,000	2009/08/13
18174	Macquarie Bank Ltd.	Bank of EA European Warrants Jun 2010A	0.301	30.0000	2010/06/29	150,000,000	2009/08/13
18176	Macquarie Bank Ltd.	Country Garden European Warrants Feb10	0.288	4.50 per unit	2010/02/18	100,000,000	2009/08/13
18175	Macquarie Bank Ltd.	China Railway European Wts Mar 2010 B	0.408	10 per unit	2010/03/30	100,000,000	2009/08/13
18177	Macquarie Bank Ltd.	Hysan Dev European Warrants May 2010	0.256	26.0000	2010/05/28	250,000,000	2009/08/13
18178	Macquarie Bank Ltd.	Shui On Land European Warrants Dec 10	0.252	6.0000	2010/12/28	250,000,000	2009/08/13
18179	Macquarie Bank Ltd.	Stanchart European Warrants Jun 2010	0.253	220 per 100 units	2010/06/29	288,000,000	2009/08/13
18213	UBS AG	China Tel European Warrants Feb 2010	0.250	5.38 per unit	2010/02/22	100,000,000	2009/08/13
18200	UBS AG	Cheung Kong European Warrants Jan 2010	0.150	100 per 100 units	2010/01/04	100,000,000	2009/08/13
18195	UBS AG	China Life European Put Warrants Feb 2010 E	0.450	33.8800	2010/02/22	100,000,000	2009/08/13
18199	UBS AG	A50 China European Warrants May 2010 B	0.150	17.8800	2010/05/03	100,000,000	2009/08/13
18196	UBS AG	ICBC European Put Warrants Feb 2010 A	0.435	4.88 per unit	2010/02/22	100,000,000	2009/08/13
18197	UBS AG	ICBC European Put Warrants Feb 2010 B	0.610	5.28 per unit	2010/02/17	100,000,000	2009/08/13
18198	UBS AG	SHK Ppt European Put Warrants Jun 2010 D	0.250	108.88 per 100 units	2010/06/07	100,000,000	2009/08/13
18229	BNP Paribas Arbit Issu B.V.	Ch Mobile Euro Wts Mar 2010 A	0.150	95.05 per 100 units	2010/03/30	200,000,000	2009/08/14
18222	Citigroup Global Mkt H Inc.	BOCL European Wts Jul 2010	0.260	4.88 per unit	2010/07/26	170,000,000	2009/08/14
18224	Citigroup Global Mkt H Inc.	CITIC Pacific Eu Wt Jun 2010 A	0.290	26.8000	2010/06/21	150,000,000	2009/08/14
18223	Citigroup Global Mkt H Inc.	Sinopec Corp Euro Wts Dec10	0.150	6.5800	2010/12/22	150,000,000	2009/08/14
18225	Citigroup Global Mkt H Inc.	MTRC European Wts Jun 2010	0.250	30.0000	2010/06/29	170,000,000	2009/08/14

## Newly listed derivative warrants (continued)

Code	Issuer	Name of issue	Issue prices (HK\$)	Strike level/ Subscription price (HK\$) per 10 units	Subscription/ exercise period	Unit issued on initial listing	Listing date
18246	Citigroup Global Mkt H Inc.	PetroChina Euro Wts Nov 2010	0.250	10.0000	2010/11/01	175,000,000	2009/08/14
18230	J P Morgan Int'l Der. Ltd.	CC Bank European Wts Dec 2011	0.150	6.2800	2011/12/05	388,000,000	2009/08/14
18245	J P Morgan SP BV	Sinopec Corp European Warrants Mar 2011	0.250	7.0000	2011/03/30	300,000,000	2009/08/14
18243	KBC Fin Products Int'l Ltd.	Ch Mobile Euro Wt Mar 2010	0.150	95 per 100 units	2010/03/23	458,000,000	2009/08/14
18244	KBC Fin Products Int'l Ltd.	Hutchison Euro Wts May 2010	0.460	68.8800	2010/05/03	208,000,000	2009/08/14
18228	Macquarie Bank Ltd.	HSI European Warrants Feb 2010 E	0.251	22,600 per 10,000 units	2010/02/25	300,000,000	2009/08/14
18232	Macquarie Bank Ltd.	HSI European Put Warrants Feb 2010 F	0.214	21,000 per 15,000 units	2010/02/25	300,000,000	2009/08/14
18234	CC Rabobank B.A.	Ch Mobile European Warrants Mar 2010 A	0.150	95 per 100 units	2010/03/30	200,000,000	2009/08/14
18235	CC Rabobank B.A.	Ch Mobile European Warrants Nov 2011	0.250	102 per 100 units	2011/11/04	200,000,000	2009/08/14
18237	CC Rabobank B.A.	China Life European Warrants Mar 2010 C	0.280	44.0000	2010/03/03	100,000,000	2009/08/14
18242	CC Rabobank B.A.	China Life European Put Warrants Mar 10E	0.460	32.8000	2010/03/03	100,000,000	2009/08/14
18236	CC Rabobank B.A.	Ch Mobile European Put Wts Jun 2010 B	0.250	98 per 100 units	2010/06/04	200,000,000	2009/08/14
18241	CC Rabobank B.A.	HKEx European Warrants Jul 2010	0.250	172 per 100 units	2010/07/28	120,000,000	2009/08/14
18238	CC Rabobank B.A.	HSBC European Warrants Nov 2010	0.150	92.593 per 93 units	2010/11/30	200,000,000	2009/08/14
18239	CC Rabobank B.A.	HSBC European Warrants May 2011	0.150	100.741 per 93 units	2011/05/31	200,000,000	2009/08/14
18240	CC Rabobank B.A.	HSBC European Warrants Sep 2011 C	0.250	80 per 100 units	2011/09/01	200,000,000	2009/08/14
18220	SGA Societe Generale Acceptance N.V.	CLife Eu Wt Feb 2010D	0.191	45.3800	2010/02/01	200,000,000	2009/08/14
18221	SGA Societe Generale Acceptance N.V.	A50 Ch Eu Wt Jul 10A	0.174	19.8800	2010/07/12	200,000,000	2009/08/14
18226	UBS AG	China Mobile European Put Warrants Apr 2010 E	0.250	98.88 per 100 units	2010/04/26	200,000,000	2009/08/14
18227	UBS AG	CNOOC European Put Warrants Mar 2010	0.150	9.9900	2010/03/15	100,000,000	2009/08/14
18231	UBS AG	HSBC European Warrants Feb 2010	0.150	81.45 per 93 units	2010/02/01	100,000,000	2009/08/14
18233	UBS AG	PetroChina European Warrants Feb 2011	0.150	10.8800	2011/02/21	100,000,000	2009/08/14
15644 #	Macquarie Bank Ltd.	HSBC European Put Warrants Jan 2010 C	0.044	75 per 100 units	2010/01/28	300,000,000	2009/08/14
17360 #	Merrill Lynch Int'l & Co. C.V.	Hutchison Euro Wts Jul 2011	0.110	58.89 per 100 units	2011/07/18	180,000,000	2009/08/14
18255	ABN AMRO Bank N.V.	China Life European Warrants Feb 2010 A	0.328	38.8800	2010/02/25	300,000,000	2009/08/17
18256	ABN AMRO Bank N.V.	ICBC European Warrants Feb 2010	0.523	5.78 per unit	2010/02/25	200,000,000	2009/08/17
18253	BNP Paribas Arbit Issu B.V.	BOCL European Wts Mar 2010 B	0.300	4.50 per unit	2010/03/02	200,000,000	2009/08/17
18254	BNP Paribas Arbit Issu B.V.	HKEx European Put Wts Mar 2010	0.280	155 per 100 units	2010/03/02	200,000,000	2009/08/17
18257	Deutsche Bank AG	China Mobile European Warrants Mar 2010 B	0.440	125.0000	2010/03/01	200,000,000	2009/08/17
18250	J P Morgan SP BV	Sinoma European Warrants Sep 2010	0.252	8.8800	2010/09/29	188,000,000	2009/08/17
18249	Macquarie Bank Ltd.	Dongfeng Motor European Wts Jun 2010 A	0.250	9.0000	2010/06/29	100,000,000	2009/08/17
18248	Macquarie Bank Ltd.	A50 China European Put Warrants Feb 10	0.250	15.0000	2010/02/25	250,000,000	2009/08/17
18247	Macquarie Bank Ltd.	New World Dev European Wts Feb 2010	0.250	18.0000	2010/02/25	200,000,000	2009/08/17
18251	CC Rabobank B.A.	HSI European Warrants Feb 2010 F	0.150	22,600 per 12,500 units	2010/02/25	100,000,000	2009/08/17
18252	CC Rabobank B.A.	HSI European Warrants Feb 2010 G	0.150	23,400 per 11,500 units	2010/02/25	100,000,000	2009/08/17
15398 #	Deutsche Bank AG	Sinopec Corp European Warrants Nov 2009 A	0.136	5.6000	2009/11/09	300,000,000	2009/08/17
18274	ABN AMRO Bank N.V.	CC Bank European Warrants Jan 2010	0.368	6.99 per unit	2010/01/21	200,000,000	2009/08/18
18258	ABN AMRO Bank N.V.	CNOOC European Warrants Feb 2010	0.150	11.2880	2010/02/08	400,000,000	2009/08/18
18269	Citigroup Global Mkt H Inc.	HSBC European Wts Jan 2011	0.250	78 per 100 units	2011/01/14	170,000,000	2009/08/18
18270	Citigroup Global Mkt H Inc.	Jiangxi Copper Euro Wts Jun10	0.260	20.0000	2010/06/28	170,000,000	2009/08/18
18271	Deutsche Bank AG	CC Bank European Warrants Mar 2010 C	0.370	8.38 per unit	2010/03/29	200,000,000	2009/08/18
18272	Deutsche Bank AG	CNOOC European Warrants Apr 2010 B	0.250	10.0000	2010/04/19	200,000,000	2009/08/18
18268	Deutsche Bank AG	HKEx European Warrants May 2010 B	0.250	192 per 100 units	2010/05/03	200,000,000	2009/08/18

## Newly listed derivative warrants (continued)

Code	Issuer	Name of issue	Issue prices (HK\$)	Strike level/ Subscription price (HK\$) per 10 units	Subscription/ exercise period	Unit issued on initial listing	Listing date
18273	Deutsche Bank AG	ICBC European Warrants Apr 2010 A	0.380	6.80 per unit	2010/04/19	200,000,000	2009/08/18
18259	Macquarie Bank Ltd.	China Mobile Euro Put Wts Jul 2010	0.151	86.88 per 100 units	2010/07/16	300,000,000	2009/08/18
18260	Merrill Lynch Int'l & Co. C.V.	Ch Mobile Eur Wt Mar 2010	0.150	95 per 100 units	2010/03/23	200,000,000	2009/08/18
18261	Merrill Lynch Int'l & Co. C.V.	Ch Mobile Eu Put Wt Nov 10	0.250	91.99 per 100 units	2010/11/15	200,000,000	2009/08/18
18263	Merrill Lynch Int'l & Co. C.V.	Sinopec Euro Wts Mar 2010 A	0.930	7.59 per unit	2010/03/01	200,000,000	2009/08/18
18264	Merrill Lynch Int'l & Co. C.V.	Sinopec Eu Put Warrants Nov10	0.250	7.7900	2010/11/29	200,000,000	2009/08/18
18262	Merrill Lynch Int'l & Co. C.V.	HSBC Euro Put Wt Oct 2010	0.250	91.99 per 100 units	2010/10/25	200,000,000	2009/08/18
18265	UBS AG	China Mobile European Warrants Apr 2011	0.250	103.88 per 100 units	2011/04/25	200,000,000	2009/08/18
18266	UBS AG	HSBC European Warrants Nov 2010	0.150	92.60 per 93 units	2010/11/29	100,000,000	2009/08/18
18267	UBS AG	HSBC European Warrants Jun 2011	0.150	100.80 per 93 units	2011/06/07	100,000,000	2009/08/18
17134 #	Credit Suisse	Sinopec Corp European Warrants Nov 2009	0.099	5.9880	2009/11/23	300,000,000	2009/08/18
18281	BNP Paribas Arbit Issu B.V.	CC Bank Euro Wts Mar 2010	0.250	8.48 per unit	2010/03/02	200,000,000	2009/08/19
18282	BNP Paribas Arbit Issu B.V.	ICBC European Wts Mar 2010	0.250	7.50 per unit	2010/03/02	200,000,000	2009/08/19
18275	SGA Societe Generale Acceptance N.V.	CK(H) Eu Wt Sep 2010	0.174	112.88 per 100 units	2010/09/20	400,000,000	2009/08/19
18276	SGA Societe Generale Acceptance N.V.	Ch Mob Eu Wt Apr 10 B	0.151	98.68 per 100 units	2010/04/19	800,000,000	2009/08/19
18277	SGA Societe Generale Acceptance N.V.	CTel Eu Wt Feb 2010 B	0.631	4.50 per unit	2010/02/24	150,000,000	2009/08/19
18278	SGA Societe Generale Acceptance N.V.	HKEx Eu Wt Jun 2010 B	0.250	188 per 100 units	2010/06/02	200,000,000	2009/08/19
18279	SGA Societe Generale Acceptance N.V.	HWL Eur Wt Feb 2010	0.627	65.0000	2010/02/24	150,000,000	2009/08/19
18280	SGA Societe Generale Acceptance N.V.	SHK P Eu Wt Sep 2010	0.251	125 per 100 units	2010/09/20	400,000,000	2009/08/19
17712 #	Macquarie Bank Ltd.	A50 China European Warrants Mar 2010 B	0.144	16.5000	2010/03/09	250,000,000	2009/08/19
18283	KBC Fin Products Int'l Ltd.	CC Bank Euro Put Wts Feb 2010	0.500	5.388 per unit	2010/02/01	200,000,000	2009/08/20
18284	KBC Fin Products Int'l Ltd.	Ch Mobile Euro Wt Apr 2010 C	0.580	104.8800	2010/04/01	168,000,000	2009/08/20
18285	KBC Fin Products Int'l Ltd.	Sinopec Euro Wts Feb 2010 B	0.250	9.588 per unit	2010/02/22	400,000,000	2009/08/20
18286	KBC Fin Products Int'l Ltd.	Sinopec Corp Eu Put Wt Apr 10	0.310	9.3800	2010/04/01	318,000,000	2009/08/20
18294	Citigroup Global Mkt H Inc.	Cathay Pacific Eur Wt Jul 2010	0.250	13.8800	2010/07/28	175,000,000	2009/08/21
18295	Citigroup Global Mkt H Inc.	China Shenhua Eur Wts Mar10	0.310	38.0000	2010/03/15	130,000,000	2009/08/21
18296	Citigroup Global Mkt H Inc.	HKEx European Wts Apr 2010	0.170	168 per 100 units	2010/04/01	250,000,000	2009/08/21
18297	Citigroup Global Mkt H Inc.	HKEx European Put Wts Jul 2010	0.250	128 per 100 units	2010/07/20	180,000,000	2009/08/21
18298	Citigroup Global Mkt H Inc.	Swire Pacific A Eur Wt Oct 10	0.250	80 per 100 units	2010/10/25	175,000,000	2009/08/21
18288	KBC Fin Products Int'l Ltd.	HKEx European Warrants Feb 10	0.199	158 per 100 units	2010/02/08	400,000,000	2009/08/21
18289	KBC Fin Products Int'l Ltd.	HKEx European Warrants Apr 10	0.250	178 per 100 units	2010/04/08	400,000,000	2009/08/21
18290	KBC Fin Products Int'l Ltd.	HKEx European Warrants May 10A	0.270	143 per 100 units	2010/05/03	368,000,000	2009/08/21
18293	KBC Fin Products Int'l Ltd.	HKEx European Put Wts Feb10	0.150	130 per 100 units	2010/02/01	400,000,000	2009/08/21
18291	KBC Fin Products Int'l Ltd.	HKEx European Put Wts Mar10A	0.150	115 per 100 units	2010/03/22	400,000,000	2009/08/21
18292	KBC Fin Products Int'l Ltd.	HKEx European Put Wts Mar10B	0.250	142 per 100 units	2010/03/01	400,000,000	2009/08/21
18287	SGA Societe Generale Acceptance N.V.	Alibaba Eu Wts Apr10A	0.550	22.0000	2010/04/07	100,000,000	2009/08/21
17976 #	CC Rabobank B.A.	A50 China European Warrants Feb 2010 B	0.089	16.3800	2010/02/08	150,000,000	2009/08/21
17394 #	CC Rabobank B.A.	Hutchison European Warrants Jul 2011	0.096	58.88 per 100 units	2011/07/25	140,000,000	2009/08/21
18312	Deutsche Bank AG	BOCL European Put Warrants Mar 2010	0.290	3.20 per unit	2010/03/01	200,000,000	2009/08/24
18300	Macquarie Bank Ltd.	ICBC European Put Warrants Feb 2010	0.283	4.50 per unit	2010/02/25	128,000,000	2009/08/24
18299	Macquarie Bank Ltd.	Tencent European Warrants Jun 2010 C	0.250	140 per 100 units	2010/06/29	300,000,000	2009/08/24
18303	Macquarie Bank Ltd.	Tencent European Put Warrants Jun 10B	0.250	100 per 100 units	2010/06/29	300,000,000	2009/08/24

## Newly listed derivative warrants (continued)

Code	Issuer	Name of issue	Issue prices (HK\$)	Strike level/ Subscription price (HK\$) per 10 units	Subscription/ exercise period	Unit issued on initial listing	Listing date
18301	Merrill Lynch Int'l & Co. C.V.	HSI European Warrants Jun10B	0.330	19,900 per 12,000 units	2010/06/29	300,000,000	2009/08/24
18302	Merrill Lynch Int'l & Co. C.V.	HSI European Warrants Jun10C	0.250	22,500 per 12,000 units	2010/06/29	300,000,000	2009/08/24
18304	Merrill Lynch Int'l & Co. C.V.	HSI European Warrants Jun10D	0.255	23,800 per 10,000 units	2010/06/29	300,000,000	2009/08/24
18308	Merrill Lynch Int'l & Co. C.V.	HSI European Put Wts Jun 10E	0.295	20,100 per 12,000 units	2010/06/29	300,000,000	2009/08/24
18309	Merrill Lynch Int'l & Co. C.V.	HSI European Put Wts Jun 10F	0.395	22,000 per 12,000 units	2010/06/29	300,000,000	2009/08/24
18310	CC Rabobank B.A.	Ch Mobile European Warrants Oct 2010	0.176	86.60 per 100 units	2010/10/08	200,000,000	2009/08/24
18307	CC Rabobank B.A.	Ch Mobile European Warrants Apr 2011	0.250	98 per 100 units	2011/04/06	200,000,000	2009/08/24
18305	CC Rabobank B.A.	CC Bank European Warrants Dec 2009	0.510	6.30 per unit	2009/12/02	60,000,000	2009/08/24
18306	CC Rabobank B.A.	China Life European Warrants Mar 2010 D	0.480	34.4000	2010/03/05	100,000,000	2009/08/24
18311	CC Rabobank B.A.	HKEx European Put Warrants Mar 2010	0.250	148 per 100 units	2010/03/05	120,000,000	2009/08/24
18313	UBS AG	Agile Ppt European Warrants May 2010	0.250	11.8800	2010/05/10	100,000,000	2009/08/24
18314	UBS AG	Bank of EA European Warrants Apr 2010 B	0.150	36.0000	2010/04/26	100,000,000	2009/08/24
18320	UBS AG	WISE CSI European Put Warrants Mar 2010 A	0.250	28.8800	2010/03/29	100,000,000	2009/08/24
18321	UBS AG	WISE CSI European Put Warrants Mar 2010 B	0.500	35.8800	2010/03/01	100,000,000	2009/08/24
18315	UBS AG	R&F Ppt European Warrants Jan 2010	0.150	23.9800	2010/01/25	100,000,000	2009/08/24
18319	UBS AG	HSI European Put Warrants Mar 2010 A	0.150	16,800 per 9,800 units	2010/03/30	100,000,000	2009/08/24
18316	UBS AG	HSI European Warrants Feb 2010 D	0.285	14,800 per 20,000 units	2010/02/25	100,000,000	2009/08/24
18317	UBS AG	HSI European Warrants Feb 2010 E	0.255	15,800 per 20,000 units	2010/02/25	100,000,000	2009/08/24
18318	UBS AG	HSI European Warrants Feb 2010 F	0.250	16,800 per 20,000 units	2010/02/25	100,000,000	2009/08/24
18322	UBS AG	HSI European Put Warrants Feb 2010 H	0.150	19,600 per 15,000 units	2010/02/25	100,000,000	2009/08/24
18336	BNP Paribas Arbit Issu B.V.	HSI European Wts Dec 2009 I	0.150	21,800 per 8,300 units	2009/12/30	300,000,000	2009/08/25
18337	BNP Paribas Arbit Issu B.V.	HSI Euro Put Wts Feb 2010 B	0.250	19,400 per 10,000 units	2010/02/25	300,000,000	2009/08/25
18323	Credit Suisse	Tencent Holdings European Warrants Mar 2010	0.250	138.88 per 100 units	2010/03/12	200,000,000	2009/08/25
18326	Deutsche Bank AG	Tencent Holdings European Warrants Mar10A	0.250	128 per 100 units	2010/03/15	200,000,000	2009/08/25
18329	HK Bank	CRCC European Warrants Sep 2010	0.250	13.8800	2010/09/22	120,000,000	2009/08/25
18328	HK Bank	Esprit European Warrants Apr 2010	0.610	68.8800	2010/04/21	180,000,000	2009/08/25
18327	J P Morgan SP BV	A50 China European Warrants Feb 2010 B	0.151	15.0000	2010/02/22	200,000,000	2009/08/25
18338	KBC Fin Products Int'l Ltd.	A50 Ch European Put Wts Mar 10	0.160	12.8800	2010/03/01	400,000,000	2009/08/25
18339	KBC Fin Products Int'l Ltd.	A50 Ch European Put Wts May10A	0.180	11.8800	2010/05/24	400,000,000	2009/08/25
18332	Macquarie Bank Ltd.	CC Bank European Warrants Feb 2010	0.855	6.30 per unit	2010/02/25	200,000,000	2009/08/25
18330	Macquarie Bank Ltd.	CNOOC European Warrants Feb 2010	0.150	10.3800	2010/02/04	500,000,000	2009/08/25
18331	Macquarie Bank Ltd.	CNOOC European Warrants Mar 2010	0.150	11.0000	2010/03/25	300,000,000	2009/08/25
18324	Merrill Lynch Int'l & Co. C.V.	CM Bank Euro Wts Feb 2010	0.198	19.9900	2010/02/22	200,000,000	2009/08/25
18325	Merrill Lynch Int'l & Co. C.V.	HSBC Euro Wts Oct 2010	0.150	83.593 per 93 units	2010/10/25	200,000,000	2009/08/25
18335	CC Rabobank B.A.	ICBC European Warrants Dec 2010 B	0.174	3.8800	2010/12/10	250,000,000	2009/08/25
18333	CC Rabobank B.A.	China Mengniu European Warrants Mar 2010	0.400	18.0000	2010/03/05	50,000,000	2009/08/25
18334	CC Rabobank B.A.	China Mengniu European Warrants May 2010	0.350	21.2000	2010/05/14	50,000,000	2009/08/25
18353	Barclays Bank plc	BOCL European Warrants Jan 2010 A	0.150	4.58 per unit	2010/01/04	100,000,000	2009/08/26
18354	Barclays Bank plc	BOCL European Warrants Jan 2010 B	0.150	4.98 per unit	2010/01/18	100,000,000	2009/08/26
18355	Barclays Bank plc	CM Bank European Warrants Dec 2009	0.150	21.60 per 8 units	2009/12/30	100,000,000	2009/08/26
18357	Barclays Bank plc	HSBC European Warrants Nov 2010 A	0.153	83.593 per 93 units	2010/11/01	100,000,000	2009/08/26
18356	Barclays Bank plc	HSBC European Put Warrants Jun 2010	0.186	92 per 100 units	2010/06/01	100,000,000	2009/08/26
18348	Barclays Bank plc	HSI European Warrants Feb 2010	0.150	21,300 per 12,000 units	2010/02/25	200,000,000	2009/08/26

## Newly listed derivative warrants (continued)

Code	Issuer	Name of issue	Issue prices (HK\$)	Strike level/ Subscription price (HK\$) per 10 units	Subscription/ exercise period	Unit issued on initial listing	Listing date
18352	Barclays Bank plc	HSI European Put Warrants Feb 2010	0.150	19,200 per 12,000 units	2010/02/25	200,000,000	2009/08/26
18350	Barclays Bank plc	HSI European Warrants Mar 2010 A	0.150	22,000 per 12,000 units	2010/03/30	200,000,000	2009/08/26
18351	Barclays Bank plc	HSI European Warrants Mar 2010 B	0.150	22,800 per 12,000 units	2010/03/30	200,000,000	2009/08/26
18349	Barclays Bank plc	HSI European Put Warrants Jan 2010 D	0.170	20,000 per 12,000 units	2010/01/28	200,000,000	2009/08/26
18344	HK Bank	Maanshan Iron European Warrants Jun 2011	0.250	6.1800	2011/06/30	120,000,000	2009/08/26
18341	Macquarie Bank Ltd.	WISE CSI European Warrants Mar 2010	0.416	40.0000	2010/03/01	200,000,000	2009/08/26
18340	Macquarie Bank Ltd.	China Mengniu European Wts Jul 2010	0.344	22.8800	2010/07/19	188,000,000	2009/08/26
18345	Merrill Lynch Int'l & Co. C.V.	HSI European Warrants Dec09B	0.152	23,800 per 6,400 units	2009/12/30	300,000,000	2009/08/26
18342	SGA Societe Generale Acceptance N.V.	HSI Eur Wt Feb 2010 A	0.250	20,800 per 9,000 units	2010/02/25	300,000,000	2009/08/26
18343	SGA Societe Generale Acceptance N.V.	HSI Eur Wt Feb 2010 B	0.250	21,600 per 8,000 units	2010/02/25	300,000,000	2009/08/26
18346	SGA Societe Generale Acceptance N.V.	HSI Eu Put Wt Feb 10C	0.250	19,400 per 9,000 units	2010/02/25	300,000,000	2009/08/26
18347	SGA Societe Generale Acceptance N.V.	HSI Eu Put Wt Feb 10D	0.250	20,400 per 11,000 units	2010/02/25	300,000,000	2009/08/26
18358	UBS AG	R&F Ppt European Warrants Mar 2010 A	0.250	15.8800	2010/03/22	100,000,000	2009/08/26
18359	UBS AG	Shimao Ppt European Warrants Mar 2010	0.250	13.8800	2010/03/22	100,000,000	2009/08/26
16684 #	Macquarie Bank Ltd.	Sinopec Corp European Wts Oct 2009 C	0.520	6.80 per unit	2009/10/29	200,000,000	2009/08/26
18360	Citigroup Global Mkt H Inc.	CC Bank European Wts Dec 2009	0.250	6.88 per unit	2009/12/16	75,000,000	2009/08/27
17364 #	CC Rabobank B.A.	CNOOC European Warrants Mar 2010 A	0.130	11.0000	2010/03/29	150,000,000	2009/08/27
18371	Credit Suisse	China Life European Put Warrants Dec 2009	0.180	29.6000	2009/12/21	200,000,000	2009/08/28
18372	Credit Suisse	Sinopec Corp European Warrants Dec 2009	0.330	7.88 per unit	2009/12/28	200,000,000	2009/08/28
18373	Credit Suisse	HKEx European Put Warrants Feb 2010 B	0.150	130 per 100 units	2010/02/01	200,000,000	2009/08/28
18370	SGA Societe Generale Acceptance N.V.	CMob Eu Put Wt Apr 10	0.260	98.88 per 100 units	2010/04/26	500,000,000	2009/08/28
18367	SGA Societe Generale Acceptance N.V.	CMob Eu Put Wt Jun10D	0.157	81.99 per 100 units	2010/06/21	500,000,000	2009/08/28
18368	SGA Societe Generale Acceptance N.V.	CMob Eu Put Wt Jul 10	0.200	86.88 per 100 units	2010/07/12	500,000,000	2009/08/28
18369	SGA Societe Generale Acceptance N.V.	CMob Eu Put Wt Nov 10	0.260	91.99 per 100 units	2010/11/15	500,000,000	2009/08/28
18361	SGA Societe Generale Acceptance N.V.	Chi COSCO Euro Wt Apr 10	0.151	14.8800	2010/04/19	200,000,000	2009/08/28
18366	SGA Societe Generale Acceptance N.V.	Ch Mob Eu Wt Apr 10C	0.155	70.88 per 100 units	2010/04/12	500,000,000	2009/08/28
18362	SGA Societe Generale Acceptance N.V.	CP&CC Eur Wt Sep 10B	0.950	8.48 per unit	2010/09/08	100,000,000	2009/08/28
18363	SGA Societe Generale Acceptance N.V.	CP&CC Eur Wt Dec 10B	1.010	8.88 per unit	2010/12/01	100,000,000	2009/08/28
18364	SGA Societe Generale Acceptance N.V.	HSBC Eu Wt Sep 2010 A	0.175	78.593 per 93 units	2010/09/22	200,000,000	2009/08/28
18365	SGA Societe Generale Acceptance N.V.	HSBC Eu Wt Nov 2010	0.154	83.593 per 93 units	2010/11/01	200,000,000	2009/08/28
17431 #	Deutsche Bank AG	China Mobile European Warrants Mar 2010 A	0.058	95 per 100 units	2010/03/30	400,000,000	2009/08/28
18375	BOCI Asia Ltd.	China Mobile European Put Warrants Jun 2010	0.150	79.98 per 100 units	2010/06/22	200,000,000	2009/08/31
18374	BOCI Asia Ltd.	China Mobile European Warrants Apr 2010 B	0.150	78.88 per 100 units	2010/04/21	200,000,000	2009/08/31
18377	Deutsche Bank AG	China Mobile European Put Wts Jun 2010	0.150	80 per 100 units	2010/06/29	200,000,000	2009/08/31
10892	Deutsche Bank AG	USD/YEN European Warrants Mar 2010	0.370	95.50 per 1 units	2010/03/29	50,000,000	2009/08/31
18376	KBC Fin Products Int'l Ltd.	Sinopec Euro Wts Jan 2010	0.500	7.89 per unit	2010/01/04	200,000,000	2009/08/31
18383	ABN AMRO Bank N.V.	Sinopec Corp European Warrants Jan 2010	0.531	8.19 per unit	2010/01/25	150,000,000	2009/09/01
18379	BNP Paribas Arbit Issu B.V.	China Tel Euro Wts Mar 2010	0.560	4.28 per unit	2010/03/23	100,000,000	2009/09/01
18378	BNP Paribas Arbit Issu B.V.	China Life Euro Wts Apr 2010 A	0.470	35.2800	2010/04/01	200,000,000	2009/09/01
18380	BNP Paribas Arbit Issu B.V.	Ch Shenhua Euro Wts Jul 2010	0.470	37.9800	2010/07/06	100,000,000	2009/09/01
18381	BNP Paribas Arbit Issu B.V.	Jiangxi Copper Eu Wts Jul 2010	0.270	21.9800	2010/07/06	100,000,000	2009/09/01
18382	BNP Paribas Arbit Issu B.V.	Zijin Mining Euro Wts Oct 2010	0.250	7.4800	2010/10/05	100,000,000	2009/09/01



## Newly listed derivative warrants (continued)

Code	Issuer	Name of issue	Issue prices (HK\$)	Strike level/ Subscription price (HK\$) per 10 units	Subscription/ exercise period	Unit issued on initial listing	Listing date
16519 #	Deutsche Bank AG	China Life European Warrants Nov 2009 A	0.265	35.0000	2009/11/23	300,000,000	2009/09/01
17708 #	Deutsche Bank AG	A50 China European Warrants Feb 2010	0.079	16.0000	2010/02/08	200,000,000	2009/09/01
18385	BNP Paribas Arbit Issu B.V.	China Life Euro Wts Feb 2010	0.490	32.9200	2010/02/01	200,000,000	2009/09/02
18387	Deutsche Bank AG	China Life European Warrants May 2010 A	0.360	40.0000	2010/05/10	200,000,000	2009/09/02
18388	Deutsche Bank AG	HSBC European Warrants Apr 2010 C	0.600	100.0000	2010/04/19	200,000,000	2009/09/02
18384	J P Morgan SP BV	MTRC European Warrants Mar 2010	0.254	30.0000	2010/03/04	100,000,000	2009/09/02
18386	KBC Fin Products Int'l Ltd.	HSCEI Euro Wts Mar 2010 A	0.250	12,000 per 8,200 units	2010/03/30	400,000,000	2009/09/02
18389	UBS AG	WISE CSI European Warrants Mar 2010	0.250	34.8800	2010/03/08	100,000,000	2009/09/02
18390	UBS AG	WISE CSI European Warrants Apr 2010 B	0.250	38.8800	2010/04/26	100,000,000	2009/09/02
15838 #	Macquarie Bank Ltd.	China Unicom European Wts Dec 2009	0.077	13.0000	2009/12/30	250,000,000	2009/09/02
18397	Credit Suisse	HSBC European Wts Feb 2010 B	0.150	81.481 per 93 units	2010/02/17	200,000,000	2009/09/03
18391	J P Morgan SP BV	Alibaba European Warrants Mar 2010	0.363	25.0000	2010/03/05	128,000,000	2009/09/03
18392	J P Morgan SP BV	China Life European Warrants Dec 2009 B	0.227	36.8800	2009/12/09	188,000,000	2009/09/03
18393	J P Morgan SP BV	Esprit European Wts Sep 2011	0.250	55 per 100 units	2011/09/29	288,000,000	2009/09/03
18394	Macquarie Bank Ltd.	Esprit European Warrants Sep 2010	0.150	62.90 per 100 units	2010/09/29	300,000,000	2009/09/03
18398	CC Rabobank B.A.	Anhui Conch European Warrants Aug 2010	0.250	50 per 100 units	2010/08/27	220,000,000	2009/09/03
18396	CC Rabobank B.A.	Sinopec Corp European Warrants Dec 2009 B	0.350	7.88 per unit	2009/12/04	80,000,000	2009/09/03
18395	CC Rabobank B.A.	Sinopec Corp European Warrants Oct 2011	0.250	6.2000	2011/10/07	250,000,000	2009/09/03
18399	CC Rabobank B.A.	Nine Dragons European Warrants Mar 2010 A	0.250	9.8000	2010/03/19	120,000,000	2009/09/03
17674 #	SGA Societe Generale Acceptance N.V.	A50 Ch Eu Wt Feb 2010	0.076	14.9800	2010/02/22	300,000,000	2009/09/03
18415	ABN AMRO Bank N.V.	China Mobile European Wts Aug 2010	0.150	75.88 per 100 units	2010/08/03	400,000,000	2009/09/04
18411	BNP Paribas Arbit Issu B.V.	China Tel Euro Wts Feb 2010	0.270	4.99 per unit	2010/02/02	100,000,000	2009/09/04
18403	Citigroup Global Mkt H Inc.	Country Garden Euro Wts Oct10	0.390	5 per unit	2010/10/19	120,000,000	2009/09/04
18402	Citigroup Global Mkt H Inc.	China Tel Euro Wts Jul 2010 A	0.250	4.88 per unit	2010/07/26	175,000,000	2009/09/04
18400	Citigroup Global Mkt H Inc.	China Life Euro Wts Dec 2009	0.150	37.6800	2009/12/24	250,000,000	2009/09/04
18401	Citigroup Global Mkt H Inc.	China Life Euro Wts Sep 2010	0.330	38.0000	2010/09/20	125,000,000	2009/09/04
18404	Citigroup Global Mkt H Inc.	R&F Ppt European Wts Aug10	0.250	16.8800	2010/08/20	175,000,000	2009/09/04
18405	Citigroup Global Mkt H Inc.	Hang Lung Ppt Euro Wts Aug10	0.250	28.8800	2010/08/30	175,000,000	2009/09/04
18406	Citigroup Global Mkt H Inc.	HS Bank European Wts Dec 2010A	0.250	116.88 per 100 units	2010/12/28	175,000,000	2009/09/04
18407	Citigroup Global Mkt H Inc.	ICBC European Wts Feb 2010	0.360	5.78 per unit	2010/02/25	120,000,000	2009/09/04
18408	Citigroup Global Mkt H Inc.	Link Reit European Wts Sep10	0.260	20.0000	2010/09/20	175,000,000	2009/09/04
18409	Citigroup Global Mkt H Inc.	Wharf European Warrants Sep10	0.400	38.0000	2010/09/20	100,000,000	2009/09/04
18413	CC Rabobank B.A.	CNOOC European Put Warrants Mar 2010	0.160	10.0000	2010/03/22	160,000,000	2009/09/04
18412	CC Rabobank B.A.	Sinopec Corp European Put Warrants Sep10	0.150	6.5900	2010/09/28	250,000,000	2009/09/04
18414	CC Rabobank B.A.	ICBC European Put Warrants Dec 2009	0.340	4.90 per unit	2009/12/21	60,000,000	2009/09/04
18410	SGA Societe Generale Acceptance N.V.	ICBC Eu Wt Apr 2010	0.510	5.88 per unit	2010/04/07	100,000,000	2009/09/04
14617 #	Merrill Lynch Int'l & Co. C.V.	Ch Mobile Eur Wt May 2010	0.075	81.88 per 100 units	2010/05/03	300,000,000	2009/09/04
18419	Deutsche Bank AG	China Mobile European Warrants Oct 2010 B	0.180	65 per 100 units	2010/10/05	200,000,000	2009/09/07
18420	Deutsche Bank AG	Sinopec Corp European Warrants Jan 2010	0.610	6.86 per unit	2010/01/04	100,000,000	2009/09/07
18421	Deutsche Bank AG	Sinopec Corp European Warrants Jul 2010	0.190	5.0000	2010/07/29	200,000,000	2009/09/07
18422	Deutsche Bank AG	A50 China European Warrants Apr 2010 D	0.250	11.6000	2010/04/19	200,000,000	2009/09/07
18416	Macquarie Bank Ltd.	Chi Res Land European Warrants Jun10	0.279	20.8800	2010/06/21	188,000,000	2009/09/07

## Newly listed derivative warrants (continued)

Code	Issuer	Name of issue	Issue prices (HK\$)	Strike level/ Subscription price (HK\$) per 10 units	Subscription/ exercise period	Unit issued on initial listing	Listing date
18417	Macquarie Bank Ltd.	Chi Res Power European Warrants Jun10	0.295	22.8800	2010/06/21	188,000,000	2009/09/07
18418	Macquarie Bank Ltd.	Li Ning European Warrants Jun 2010	0.315	28.8800	2010/06/21	188,000,000	2009/09/07
17644 <sup>#</sup>	KBC Fin Products Int'l Ltd.	A50 Ch Euro Wts Jan 2010 B	0.075	14.4800	2010/01/18	600,000,000	2009/09/07
18428	Deutsche Bank AG	CC Bank European Warrants Apr 2010 A	0.880	5.80 per unit	2010/04/19	150,000,000	2009/09/08
18429	Deutsche Bank AG	China Life European Warrants May 2010 B	0.520	32.0000	2010/05/10	200,000,000	2009/09/08
18431	Deutsche Bank AG	WISE CSI European Warrants Mar 2010 B	0.300	36.0000	2010/03/08	50,000,000	2009/09/08
18430	Deutsche Bank AG	ICBC European Warrants Apr 2010 B	0.670	5.50 per unit	2010/04/26	150,000,000	2009/09/08
18434	KBC Fin Products Int'l Ltd.	A50 Ch Euro Wts Apr 2010	0.250	12.3800	2010/04/19	400,000,000	2009/09/08
18433	KBC Fin Products Int'l Ltd.	HSI Euro Put Wts Mar 2010 E	0.250	20,200 per 15,200 units	2010/03/30	400,000,000	2009/09/08
18432	KBC Fin Products Int'l Ltd.	HSI Euro Put Wts Feb 2010 E	0.156	19,600 per 15,000 units	2010/02/25	400,000,000	2009/09/08
18423	CC Rabobank B.A.	Angang Steel European Warrants Mar 2010	0.430	13.8000	2010/03/10	100,000,000	2009/09/08
18424	CC Rabobank B.A.	CC Bank European Warrants Mar 2010 A	0.640	6.20 per unit	2010/03/30	60,000,000	2009/09/08
18425	CC Rabobank B.A.	C Transmission European Warrants Mar 2010	0.480	15.8000	2010/03/10	100,000,000	2009/09/08
18427	CC Rabobank B.A.	ICBC European Warrants Mar 2010 A	0.590	5.60 per unit	2010/03/30	60,000,000	2009/09/08
18426	CC Rabobank B.A.	Yurun Food European Warrants Mar 2010	0.360	13.8000	2010/03/10	100,000,000	2009/09/08
18435	UBS AG	Angang Steel European Warrants Mar 2010	0.285	15.8800	2010/03/29	100,000,000	2009/09/08
18436	UBS AG	China Overseas European Warrants Mar 2010	0.250	18.8800	2010/03/29	100,000,000	2009/09/08
18438	UBS AG	A50 China European Warrants Feb 2010 D	0.150	13.6800	2010/02/22	100,000,000	2009/09/08
18437	UBS AG	HKEx European Put Warrants Mar 2010 A	0.250	135 per 100 units	2010/03/29	100,000,000	2009/09/08
18439	UBS AG	Tencent Holdings European Warrants Mar 2010 A	0.250	120 per 100 units	2010/03/29	100,000,000	2009/09/08
17575 <sup>#</sup>	Macquarie Bank Ltd.	A50 China European Warrants Feb 2010	0.076	15.0000	2010/02/25	300,000,000	2009/09/08
17054 <sup>#</sup>	HK Bank	Zijin Mining European Warrants Feb 2010	0.064	7.8800	2010/02/22	160,000,000	2009/09/08
18444	BOCI Asia Ltd.	HSBC European Warrants Oct 2010	0.150	83.60 per 93 units	2010/10/25	200,000,000	2009/09/09
18445	BOCI Asia Ltd.	PetroChina European Warrants Jun 2010	0.150	8.5000	2010/06/22	200,000,000	2009/09/09
10893	Deutsche Bank AG	EUR/USD European Warrants Mar 2010	0.430	1.45 per 1 units	2010/03/29	50,000,000	2009/09/09
10897	Deutsche Bank AG	EUR/USD European Put Warrants Mar 2010	0.430	1.395 per 1 units	2010/03/29	50,000,000	2009/09/09
10896	Deutsche Bank AG	USD/YEN European Put Warrants Mar 2010	0.350	91 per 1 units	2010/03/29	50,000,000	2009/09/09
18443	Macquarie Bank Ltd.	R&F Ppt European Warrants May 2010	0.251	17.0000	2010/05/28	200,000,000	2009/09/09
18451	CC Rabobank B.A.	HKEx European Warrants Jan 2010 C	0.174	138.88 per 100 units	2010/01/20	150,000,000	2009/09/09
18452	CC Rabobank B.A.	HSBC European Warrants Mar 2010 A	0.510	93.0000	2010/03/08	60,000,000	2009/09/09
18455	CC Rabobank B.A.	Hutchison European Warrants Jan 2010	0.425	58.8800	2010/01/20	60,000,000	2009/09/09
18446	SGA Societe Generale Acceptance N.V.	BOCL Eu Wt Dec 2009 B	0.265	4.20 per unit	2009/12/21	200,000,000	2009/09/09
18447	SGA Societe Generale Acceptance N.V.	BOCL Eu Wt Mar 2010 B	0.410	4.08 per unit	2010/03/10	200,000,000	2009/09/09
18448	SGA Societe Generale Acceptance N.V.	BOCL Eu Wt Mar 2010 C	0.265	4.68 per unit	2010/03/22	200,000,000	2009/09/09
18449	SGA Societe Generale Acceptance N.V.	HSI Eur Wt Mar 2010 A	0.250	19,200 per 11,500 units	2010/03/30	300,000,000	2009/09/09
18450	SGA Societe Generale Acceptance N.V.	HSI Eur Wt Mar 2010 B	0.250	20,000 per 10,200 units	2010/03/30	300,000,000	2009/09/09
18453	SGA Societe Generale Acceptance N.V.	HSI Eu Put Wt Mar 10C	0.310	21,200 per 11,500 units	2010/03/30	300,000,000	2009/09/09
18454	SGA Societe Generale Acceptance N.V.	HSI Eu Put Wt Mar 10D	0.360	22,000 per 11,500 units	2010/03/30	300,000,000	2009/09/09
18461	Credit Suisse	China Tel European Warrants Feb 2010	0.150	5 per unit	2010/02/01	200,000,000	2009/09/10
18462	Credit Suisse	Esprit European Warrants Mar 2010	0.250	58.8800	2010/03/22	200,000,000	2009/09/10
18459	Credit Suisse	HSI European Warrants Jan 2010	0.150	21,000 per 10,000 units	2010/01/28	200,000,000	2009/09/10
18458	Credit Suisse	HSI European Put Warrants Dec 2009	0.150	18,800 per 10,000 units	2009/12/30	200,000,000	2009/09/10
18441	Merrill Lynch Int'l & Co. C.V.	Ch Shenhua Eur Wts Jun 2010	0.385	35.9900	2010/06/21	200,000,000	2009/09/10

## Newly listed derivative warrants (continued)

Code	Issuer	Name of issue	Issue prices (HK\$)	Strike level/ Subscription price (HK\$) per 10 units	Subscription/ exercise period	Unit issued on initial listing	Listing date
18440	Merrill Lynch Int'l & Co. C.V.	A50 China Eur Wt Mar 2010	0.159	12.9900	2010/03/29	200,000,000	2009/09/10
18442	Merrill Lynch Int'l & Co. C.V.	A50 China Eu Put Wt Apr 10	0.150	11.9900	2010/04/08	200,000,000	2009/09/10
18457	Merrill Lynch Int'l & Co. C.V.	HSI European Warrants Mar10A	0.270	17,800 per 12,000 units	2010/03/30	300,000,000	2009/09/10
18456	Merrill Lynch Int'l & Co. C.V.	HSI European Warrants Jul10A	0.250	19,900 per 11,000 units	2010/07/29	300,000,000	2009/09/10
18460	Merrill Lynch Int'l & Co. C.V.	HSI European Put Wts Jul10	0.250	16,800 per 7,500 units	2010/07/29	300,000,000	2009/09/10
17148 #	Deutsche Bank AG	China Mobile European Warrants Apr 2010 B	0.095	78.88 per 100 units	2010/04/28	400,000,000	2009/09/10
17080 #	KBC Fin Products Int'l Ltd.	HSI Euro Put Wts Nov 2009 F	0.055	20,000 per 20,000 units	2009/11/27	600,000,000	2009/09/10
18464	ABN AMRO Bank N.V.	A50 China European Warrants Mar 2010 B	0.161	15.0000	2010/03/29	400,000,000	2009/09/11
18465	ABN AMRO Bank N.V.	A50 China European Warrants Jun 2010 A	0.162	16.0000	2010/06/28	400,000,000	2009/09/11
10898	ABN AMRO Bank N.V.	Gold European Warrants Mar 2010	0.250	1,088 per 5,000 units	2010/03/23	150,000,000	2009/09/11
10902	ABN AMRO Bank N.V.	Gold European Put Warrants Mar 2010	0.250	900 per 5,000 units	2010/03/30	150,000,000	2009/09/11
18463	Credit Suisse	PetroChina European Warrants Jun 2010 A	0.150	9.6800	2010/06/14	200,000,000	2009/09/11
18470	Credit Suisse	Tencent Holdings European Warrants Jun 2010	0.250	153.88 per 100 units	2010/06/28	200,000,000	2009/09/14
10899	Deutsche Bank AG	AUD/USD European Warrants Mar 2010	0.360	0.85 per 1 units	2010/03/29	50,000,000	2009/09/14
10903	Deutsche Bank AG	AUD/USD European Put Warrants Mar 2010	0.380	0.83 per 1 units	2010/03/29	50,000,000	2009/09/14
10900	Deutsche Bank AG	Gold European Warrants Mar 2010	0.360	1,030 per 2,000 units	2010/03/30	50,000,000	2009/09/14
10904	Deutsche Bank AG	Gold European Put Warrants Mar 2010	0.360	960 per 2,000 units	2010/03/30	50,000,000	2009/09/14
18475	Deutsche Bank AG	PetroChina European Warrants Aug 2010	0.160	8.8800	2010/08/16	200,000,000	2009/09/14
18476	Deutsche Bank AG	PetroChina European Put Wts Jun 2010	0.160	8.3800	2010/06/21	200,000,000	2009/09/14
18472	KBC Fin Products Int'l Ltd.	HSI European Wts Mar 2010 B	0.250	19,200 per 15,000 units	2010/03/30	400,000,000	2009/09/14
18473	KBC Fin Products Int'l Ltd.	HSI European Wts Mar 2010 C	0.250	20,000 per 13,500 units	2010/03/30	400,000,000	2009/09/14
18474	KBC Fin Products Int'l Ltd.	HSI European Wts Mar 2010 D	0.250	20,600 per 12,300 units	2010/03/30	400,000,000	2009/09/14
18466	Macquarie Bank Ltd.	Sino Ocean Land European Warrants Jul10	0.252	9.5000	2010/07/29	200,000,000	2009/09/14
18467	UBS AG	China Life European Warrants Dec 2009 D	0.150	38.8800	2009/12/28	100,000,000	2009/09/14
18471	UBS AG	R&F Ppt European Warrants Mar 2010 B	0.250	17.8800	2010/03/15	100,000,000	2009/09/14
18469	UBS AG	HKEx European Warrants Feb 2010 E	0.150	158 per 100 units	2010/02/08	100,000,000	2009/09/14
18468	UBS AG	ICBC European Warrants Dec 2009 B	0.265	6 per unit	2009/12/14	100,000,000	2009/09/14
17976 #	CC Rabobank B.A.	A50 China European Warrants Feb 2010 B	0.068	16.3800	2010/02/08	150,000,000	2009/09/14
18494	ABN AMRO Bank N.V.	HSI European Warrants Feb 2010 A	0.157	22,200 per 12,000 units	2010/02/25	400,000,000	2009/09/15
18496	ABN AMRO Bank N.V.	HSI European Put Warrants Mar 2010	0.281	21,800 per 10,000 units	2010/03/30	400,000,000	2009/09/15
18495	ABN AMRO Bank N.V.	HSI European Put Warrants Dec 2009 F	0.170	20,800 per 10,000 units	2009/12/30	400,000,000	2009/09/15
18485	Credit Suisse	BOCL European Warrants Jan 2010 B	0.150	4.98 per unit	2010/01/25	200,000,000	2009/09/15
18478	Citigroup Global Mkt H Inc.	Bank of EA European Wts Apr 10	0.300	30.0000	2010/04/19	150,000,000	2009/09/15
18479	Citigroup Global Mkt H Inc.	CM Bank European Wts Jul 2010	0.260	18.8800	2010/07/19	160,000,000	2009/09/15
18480	Citigroup Global Mkt H Inc.	Henderson Land Dev Eur Wts Mar10	0.480	52.0000	2010/03/29	90,000,000	2009/09/15
18481	Citigroup Global Mkt H Inc.	Huaneng Power Euro Wts Jun10	0.340	6.80 per unit	2010/06/28	125,000,000	2009/09/15
18482	Citigroup Global Mkt H Inc.	Li & Fung European Wts Jul10 A	0.380	30.0000	2010/07/26	120,000,000	2009/09/15
18497	Deutsche Bank AG	BOCL European Warrants Mar 2010 A	0.320	4.80 per unit	2010/03/15	150,000,000	2009/09/15
18498	Deutsche Bank AG	HSBC European Warrants Mar 2010 A	0.700	90.0000	2010/03/15	150,000,000	2009/09/15
18493	Deutsche Bank AG	PetroChina European Warrants Jun 2010	0.150	9.6900	2010/06/07	200,000,000	2009/09/15
18499	Goldman Sachs SP (Asia)	BOCL European Warrants Mar 2010 A	0.760	3.70 per unit	2010/03/30	200,000,000	2009/09/15
18500	Goldman Sachs SP (Asia)	BOCL European Warrants Mar 2010 B	0.340	4.60 per unit	2010/03/30	200,000,000	2009/09/15
18501	Goldman Sachs SP (Asia)	BOCL European Warrants Mar 2010 C	0.250	5 per unit	2010/03/30	200,000,000	2009/09/15

## Newly listed derivative warrants (continued)

Code	Issuer	Name of issue	Issue prices (HK\$)	Strike level/ Subscription price (HK\$) per 10 units	Subscription/ exercise period	Unit issued on initial listing	Listing date
18510	Goldman Sachs SP (Asia)	CC Bank European Wts Mar 2010 A	1.180	5.60 per unit	2010/03/30	200,000,000	2009/09/15
18511	Goldman Sachs SP (Asia)	CC Bank European Wts Mar 2010 B	0.800	6.30 per unit	2010/03/30	200,000,000	2009/09/15
18512	Goldman Sachs SP (Asia)	CC Bank European Wts Mar 2010 C	0.570	6.90 per unit	2010/03/30	200,000,000	2009/09/15
18513	Goldman Sachs SP (Asia)	CC Bank European Wts Mar 2010 D	0.400	7.50 per unit	2010/03/30	200,000,000	2009/09/15
18502	Goldman Sachs SP (Asia)	China Life Euro Wts Mar 2010 A	0.650	31.0000	2010/03/30	200,000,000	2009/09/15
18503	Goldman Sachs SP (Asia)	China Life Euro Wts Mar 2010 B	0.460	34.5000	2010/03/30	200,000,000	2009/09/15
18504	Goldman Sachs SP (Asia)	China Life Euro Wts Mar 2010 C	0.320	38.0000	2010/03/30	200,000,000	2009/09/15
18505	Goldman Sachs SP (Asia)	China Mobile Euro Wts Mar 2010 B	0.620	86.0000	2010/03/30	200,000,000	2009/09/15
18506	Goldman Sachs SP (Asia)	China Mobile Euro Wts Apr 2010 B	0.150	70.88 per 100 units	2010/04/26	200,000,000	2009/09/15
18507	Goldman Sachs SP (Asia)	HSBC European Warrants Jan 2010	0.160	72.222 per 93 units	2010/01/21	200,000,000	2009/09/15
18508	Goldman Sachs SP (Asia)	HSBC European Warrants Mar 2010 A	0.580	92.6000	2010/03/30	200,000,000	2009/09/15
18509	Goldman Sachs SP (Asia)	HSBC European Warrants Mar 2010 B	0.400	100.0000	2010/03/30	200,000,000	2009/09/15
18477	HK Bank	Foxconn European Warrants Dec 2010	0.250	5.3800	2010/12/30	160,000,000	2009/09/15
18484	Macquarie Bank Ltd.	ICBC European Warrants Apr 2010	0.413	7 per unit	2010/04/19	128,000,000	2009/09/15
18486	CC Rabobank B.A.	CC Bank European Put Warrants Feb 2010	0.385	5.38 per unit	2010/02/01	50,000,000	2009/09/15
18487	CC Rabobank B.A.	China Life European Put Warrants Mar 10F	0.400	34.0000	2010/03/01	50,000,000	2009/09/15
18490	CC Rabobank B.A.	A50 China European Warrants Mar 2010 C	0.170	14.3800	2010/03/29	120,000,000	2009/09/15
18491	CC Rabobank B.A.	A50 China European Put Warrants Jan 2010B	0.150	13.8800	2010/01/11	120,000,000	2009/09/15
18492	CC Rabobank B.A.	A50 China European Put Warrants Feb 2010	0.150	12.8800	2010/02/22	120,000,000	2009/09/15
18488	CC Rabobank B.A.	HSBC European Warrants Mar 2010 B	0.750	90.0000	2010/03/16	50,000,000	2009/09/15
18489	CC Rabobank B.A.	ICBC European Put Warrants Feb 2010	0.490	5.28 per unit	2010/02/17	60,000,000	2009/09/15
18483	UBS AG	Tencent Holdings European Warrants Mar 2010 B	0.150	138.98 per 100 units	2010/03/08	100,000,000	2009/09/15
17433 #	Deutsche Bank AG	HKEx European Warrants Dec 2009 H	0.163	145 per 100 units	2009/12/28	200,000,000	2009/09/15
14617 #	Merrill Lynch Int'l & Co. C.V.	Ch Mobile Eur Wt May 2010	0.083	81.88 per 100 units	2010/05/03	320,000,000	2009/09/15
18519	Credit Suisse	China COSCO European Warrants Mar 2010	0.250	12.8800	2010/03/29	200,000,000	2009/09/16
18521	KBC Fin Products Int'l Ltd.	HKEx European Warrants Jan 10	0.155	145 per 100 units	2010/01/04	400,000,000	2009/09/16
18520	KBC Fin Products Int'l Ltd.	HKEx European Warrants Mar 10	0.320	122.88 per 100 units	2010/03/16	308,000,000	2009/09/16
18522	KBC Fin Products Int'l Ltd.	HKEx European Warrants May10B	0.280	133 per 100 units	2010/05/10	348,000,000	2009/09/16
18524	KBC Fin Products Int'l Ltd.	HKEx European Put Wts Mar 10C	0.280	156 per 100 units	2010/03/16	348,000,000	2009/09/16
18517	Macquarie Bank Ltd.	SHK Ppt European Warrants Jun 2010	0.150	138.88 per 100 units	2010/06/28	200,000,000	2009/09/16
18518	Macquarie Bank Ltd.	Tencent European Warrants Jun 2010 D	0.251	160 per 100 units	2010/06/29	300,000,000	2009/09/16
18514	SGA Societe Generale Acceptance N.V.	CITBK Euro Wts May10A	0.740	5.88 per unit	2010/05/24	120,000,000	2009/09/16
18515	SGA Societe Generale Acceptance N.V.	Tencent Eu Wt May10	0.285	128.88 per 100 units	2010/05/03	300,000,000	2009/09/16
18516	SGA Societe Generale Acceptance N.V.	Tencent Eu Wt Sep10 A	0.315	138.88 per 100 units	2010/09/06	200,000,000	2009/09/16
18532	BNP Paribas Arbit Issu B.V.	Ch Mobile Euro Wts Mar 2010 B	0.450	100.0000	2010/03/22	200,000,000	2009/09/17
18533	BNP Paribas Arbit Issu B.V.	Ch Mobile Eu Put Wt Apr 2010 D	0.250	91.88 per 100 units	2010/04/07	200,000,000	2009/09/17
18534	BNP Paribas Arbit Issu B.V.	HSBC European Put Wts Jul 2010	0.260	93.80 per 100 units	2010/07/06	200,000,000	2009/09/17
18535	BNP Paribas Arbit Issu B.V.	HSI Euro Put Wts Feb 2010 C	0.210	20,000 per 10,000 units	2010/02/25	300,000,000	2009/09/17
18537	HK Bank	Ch Comm Cons European Warrants Jan 2011	0.150	11.0100	2011/01/06	180,000,000	2009/09/17
18538	HK Bank	China COSCO European Warrants Jun 2010	0.250	12.8800	2010/06/24	120,000,000	2009/09/17
18536	HK Bank	China Coal European Warrants Jun 2010	0.250	13.8800	2010/06/24	120,000,000	2009/09/17
18539	HK Bank	R&F Ppt European Warrants Mar 2010 B	0.250	17.8800	2010/03/25	120,000,000	2009/09/17
18540	HK Bank	ICBC European Warrants Mar 2010	0.380	7.28 per unit	2010/03/25	120,000,000	2009/09/17

## Newly listed derivative warrants (continued)

Code	Issuer	Name of issue	Issue prices (HK\$)	Strike level/ Subscription price (HK\$) per 10 units	Subscription/ exercise period	Unit issued on initial listing	Listing date
18527	Merrill Lynch Int'l & Co. C.V.	BOCL European Wts Jul 2010	0.345	4.99 per unit	2010/07/12	200,000,000	2009/09/17
18528	Merrill Lynch Int'l & Co. C.V.	BOCL European Put Wts Mar10	0.395	3.89 per unit	2010/03/22	200,000,000	2009/09/17
18526	Merrill Lynch Int'l & Co. C.V.	BOCL European Wts Jan 2010C	0.241	4.59 per unit	2010/01/11	200,000,000	2009/09/17
18531	Merrill Lynch Int'l & Co. C.V.	Ch Comm Cons Eu Wt Jun 11	0.250	10.3900	2011/06/13	200,000,000	2009/09/17
18530	Merrill Lynch Int'l & Co. C.V.	China Railway Eu Wt Dec 10	0.250	7.8900	2010/12/06	200,000,000	2009/09/17
18523	Merrill Lynch Int'l & Co. C.V.	HSI European Put Wts May 10A	0.260	19,000 per 8,000 units	2010/05/28	300,000,000	2009/09/17
18525	Merrill Lynch Int'l & Co. C.V.	ICBC European Wts Mar 2010A	0.470	6.59 per unit	2010/03/29	200,000,000	2009/09/17
18529	Merrill Lynch Int'l & Co. C.V.	ICBC European Put Wts Mar10	0.470	5.19 per unit	2010/03/22	200,000,000	2009/09/17
18541	UBS AG	Sinopec Corp European Warrants Mar 2010 A	0.250	9.18 per unit	2010/03/22	100,000,000	2009/09/17
18542	BNP Paribas Arbit Issu B.V.	HSI European Wts Mar 2010 D	0.250	23,000 per 11,000 units	2010/03/30	300,000,000	2009/09/18
18546	BNP Paribas Arbit Issu B.V.	HSI Euro Put Wts Mar 2010 F	0.310	22,400 per 12,000 units	2010/03/30	300,000,000	2009/09/18
18552	Deutsche Bank AG	Alibaba European Warrants Mar 2010	0.250	24.8000	2010/03/22	50,000,000	2009/09/18
18543	HK Bank	Angang Steel European Warrants Mar 2010	0.250	19.6800	2010/03/22	120,000,000	2009/09/18
18545	HK Bank	BOCL European Warrants Jun 2010	0.320	5.28 per unit	2010/06/28	160,000,000	2009/09/18
18544	HK Bank	BOCL European Warrants Mar 2010 B	0.340	4.88 per unit	2010/03/22	160,000,000	2009/09/18
18547	HK Bank	CC Bank European Warrants Mar 2010	0.380	7.68 per unit	2010/03/22	160,000,000	2009/09/18
18548	HK Bank	Sinopec Corp European Warrants Jun 2010	0.890	7.88 per unit	2010/06/28	160,000,000	2009/09/18
18549	HK Bank	Ch Ship Cont European Warrants Jun 2010	0.450	3.88 per unit	2010/06/28	80,000,000	2009/09/18
18550	HK Bank	Esprit European Warrants Mar 2010	0.470	58.8800	2010/03/22	180,000,000	2009/09/18
18551	HK Bank	Jiangxi Copper European Warrants Jun 2010	0.300	20.8800	2010/06/28	180,000,000	2009/09/18
18553	BNP Paribas Arbit Issu B.V.	PetroCh Euro Wts Mar 2010	0.150	8.9900	2010/03/25	200,000,000	2009/09/21
18556	Credit Suisse	Zijin Mining European Warrants May 2010	0.150	8.8800	2010/05/03	200,000,000	2009/09/21
18554	Deutsche Bank AG	China Cosco European Warrants May 2010	0.250	11.0000	2010/05/17	50,000,000	2009/09/21
18555	Deutsche Bank AG	Jiangxi Copper European Warrants Mar 2010	0.250	24.5000	2010/03/22	50,000,000	2009/09/21
18557	Credit Suisse	Alibaba European Warrants Mar 2010	0.250	25.8800	2010/03/29	200,000,000	2009/09/22
18558	Deutsche Bank AG	BYD European Warrants May 2010 A	0.250	75 per 100 units	2010/05/11	50,000,000	2009/09/22
18568	Credit Suisse	BYD European Warrants Apr 2010	0.250	78.88 per 100 units	2010/04/26	200,000,000	2009/09/23
18573	Citigroup Global Mkt H Inc.	Chi Resources Euro Wts Jul10	0.270	23.8800	2010/07/20	150,000,000	2009/09/23
18569	Citigroup Global Mkt H Inc.	CC Bank European Wts Jan 2010	0.500	6.88 per unit	2010/01/18	80,000,000	2009/09/23
18570	Citigroup Global Mkt H Inc.	China COSCO European Wts Jul10	0.250	12.8800	2010/07/26	160,000,000	2009/09/23
18571	Citigroup Global Mkt H Inc.	CMOC European Warrants Aug 10	0.250	8.0000	2010/08/16	160,000,000	2009/09/23
18572	Citigroup Global Mkt H Inc.	CNBM European Warrants Jun 10	0.260	20.0000	2010/06/28	160,000,000	2009/09/23
18574	Citigroup Global Mkt H Inc.	COSCO Pacific Euro Wts Aug10	0.260	14.8800	2010/08/30	160,000,000	2009/09/23
18575	Citigroup Global Mkt H Inc.	Datang European Warrants Jun10	0.430	6 per unit	2010/06/25	100,000,000	2009/09/23
18576	Citigroup Global Mkt H Inc.	Li Ning European Wts Jul10	0.270	28.0000	2010/07/26	150,000,000	2009/09/23
18577	Citigroup Global Mkt H Inc.	Nine Dragons Euro Wts Jul10	0.280	10.0000	2010/07/12	150,000,000	2009/09/23
18578	Citigroup Global Mkt H Inc.	Sh Ind H European Wts Jun10	0.390	48.0000	2010/06/30	110,000,000	2009/09/23
18559	SGA Societe Generale Acceptance N.V.	Alibaba Eu Wts Apr10B	0.290	28.0000	2010/04/19	150,000,000	2009/09/23
18560	SGA Societe Generale Acceptance N.V.	CHALCO Eu Wt May 2010	0.150	11.2800	2010/05/26	200,000,000	2009/09/23
18561	SGA Societe Generale Acceptance N.V.	BYD Euro Wts May10 A	0.250	68 per 100 units	2010/05/19	200,000,000	2009/09/23
18563	SGA Societe Generale Acceptance N.V.	ChiUnicom Eu Wts Apr10	0.170	12.7000	2010/04/12	200,000,000	2009/09/23
18562	SGA Societe Generale Acceptance N.V.	Ch Ship Cont Eu Wt Apr10	0.510	4 per unit	2010/04/12	100,000,000	2009/09/23

## Newly listed derivative warrants (continued)

Code	Issuer	Name of issue	Issue prices (HK\$)	Strike level/ Subscription price (HK\$) per 10 units	Subscription/ exercise period	Unit issued on initial listing	Listing date
18564	SGA Societe Generale Acceptance N.V.	Esprit Euro Wts Mar10	0.500	60.0000	2010/03/24	80,000,000	2009/09/23
18565	SGA Societe Generale Acceptance N.V.	Lenovo Eur Wts Apr10A	0.560	4 per unit	2010/04/07	100,000,000	2009/09/23
18566	SGA Societe Generale Acceptance N.V.	Nine Dragons Eu Wt Apr10	0.280	10.8800	2010/04/07	150,000,000	2009/09/23
18567	SGA Societe Generale Acceptance N.V.	PICC P&C Eu Wts Dec10A	0.170	5.6800	2010/12/06	200,000,000	2009/09/23
16989 #	UBS AG	China Mobile European Warrants Apr 2010 B	0.104	78.88 per 100 units	2010/04/26	200,000,000	2009/09/23
18231 #	UBS AG	HSBC European Warrants Feb 2010	0.145	81.45 per 93 units	2010/02/01	200,000,000	2009/09/23
18616	BNP Paribas Arbit Issu B.V.	Sinopec Corp Euro Wts Mar 2010	0.530	7.99 per unit	2010/03/29	200,000,000	2009/09/24
18617	BNP Paribas Arbit Issu B.V.	HSBC European Wts Jun 2011 B	0.160	100.79 per 93 units	2011/06/03	200,000,000	2009/09/24
18610	Deutsche Bank AG	BOCL European Warrants Mar 2010 B	0.340	5.20 per unit	2010/03/29	150,000,000	2009/09/24
18611	Deutsche Bank AG	ICBC European Warrants Apr 2010 C	0.430	7.50 per unit	2010/04/26	150,000,000	2009/09/24
18612	Deutsche Bank AG	PetroChina European Warrants Dec 2010	0.150	11.0000	2010/12/29	200,000,000	2009/09/24
18614	Goldman Sachs SP (Asia)	HSI European Warrants Feb 2010	0.150	22,800 per 12,000 units	2010/02/25	200,000,000	2009/09/24
18615	Goldman Sachs SP (Asia)	HSI European Warrants Mar 2010 B	0.170	21,800 per 12,000 units	2010/03/30	200,000,000	2009/09/24
18618	Goldman Sachs SP (Asia)	HSI European Put Wts Feb 2010 C	0.150	20,800 per 10,000 units	2010/02/25	200,000,000	2009/09/24
18582	HK Bank	Zijin Mining European Warrants Sep 2010	0.250	10.8800	2010/09/29	180,000,000	2009/09/24
18613	KBC Fin Products Int'l Ltd.	BOCL European Wts Jan 2011	0.160	5.2000	2011/01/04	438,000,000	2009/09/24
18593	KBC Fin Products Int'l Ltd.	China Life Euro Wts Feb 2010 B	0.210	42.6800	2010/02/22	468,000,000	2009/09/24
18594	KBC Fin Products Int'l Ltd.	China Life Euro Wts Mar 2010 E	0.190	46.8800	2010/03/22	488,000,000	2009/09/24
18606	KBC Fin Products Int'l Ltd.	China Life Euro Wts Apr 2010 C	0.460	36.8800	2010/04/01	208,000,000	2009/09/24
18607	KBC Fin Products Int'l Ltd.	China Life Euro Wts Apr 2010 D	0.400	38.8800	2010/04/12	248,000,000	2009/09/24
18608	KBC Fin Products Int'l Ltd.	China Life Euro Wts Apr 2010 E	0.250	49.8800	2010/04/15	400,000,000	2009/09/24
18609	KBC Fin Products Int'l Ltd.	China Life Euro Wts May 2010 C	0.250	51.8800	2010/05/14	400,000,000	2009/09/24
18595	KBC Fin Products Int'l Ltd.	China Life Eur Put Wt Apr 2010	0.600	37.1800	2010/04/01	158,000,000	2009/09/24
18583	KBC Fin Products Int'l Ltd.	A50 Ch European Put Wts Apr10A	0.250	13.8800	2010/04/01	400,000,000	2009/09/24
18584	KBC Fin Products Int'l Ltd.	A50 Ch European Put Wts Apr10B	0.360	16.0000	2010/04/08	268,000,000	2009/09/24
18585	KBC Fin Products Int'l Ltd.	A50 Ch European Put Wts May10B	0.300	14.8800	2010/05/03	328,000,000	2009/09/24
18581	Merrill Lynch Int'l & Co. C.V.	HSBC Euro Wts Nov 2010	0.151	92.593 per 93 units	2010/11/29	200,000,000	2009/09/24
18579	Merrill Lynch Int'l & Co. C.V.	HSI European Warrants Jun10G	0.265	20,800 per 12,000 units	2010/06/29	300,000,000	2009/09/24
18580	Merrill Lynch Int'l & Co. C.V.	HSI European Warrants Jun10H	0.255	24,800 per 7,500 units	2010/06/29	300,000,000	2009/09/24
18596	CC Rabobank B.A.	Alibaba European Warrants Mar 2010	0.400	21.6000	2010/03/26	80,000,000	2009/09/24
18597	CC Rabobank B.A.	BYD European Warrants Jun 2010	0.250	66 per 100 units	2010/06/24	250,000,000	2009/09/24
18601	CC Rabobank B.A.	ChiUnicom European Warrants Apr 2010	0.191	12.6800	2010/04/16	140,000,000	2009/09/24
18599	CC Rabobank B.A.	CC Bank European Warrants Jan 2010 B	0.335	7.38 per unit	2010/01/04	50,000,000	2009/09/24
18600	CC Rabobank B.A.	CC Bank European Warrants Mar 2010 B	0.380	8 per unit	2010/03/30	50,000,000	2009/09/24
18598	CC Rabobank B.A.	China Coal European Warrants Mar 2010	0.250	12.4000	2010/03/26	140,000,000	2009/09/24
18602	CC Rabobank B.A.	HSBC European Warrants Dec 2010 E	0.181	92.60 per 93 units	2010/12/06	200,000,000	2009/09/24
18603	CC Rabobank B.A.	Nine Dragons European Warrants Mar 2010 B	0.250	11.6000	2010/03/26	150,000,000	2009/09/24
18604	CC Rabobank B.A.	Yanzhou Coal European Warrants Mar 2010	0.300	13.6000	2010/03/26	130,000,000	2009/09/24
18605	CC Rabobank B.A.	Zijin Mining European Warrants May 2010	0.250	9.0000	2010/05/24	200,000,000	2009/09/24
18586	UBS AG	BOCL European Warrants Dec 2009	0.340	4.38 per unit	2009/12/28	100,000,000	2009/09/24
18587	UBS AG	BOCL European Warrants Mar 2010	0.250	5.38 per unit	2010/03/29	100,000,000	2009/09/24
18588	UBS AG	CC Bank European Warrants Mar 2010 B	0.250	7.88 per unit	2010/03/29	100,000,000	2009/09/24
18589	UBS AG	Sinopec Corp European Warrants Mar 2010 B	0.400	7.88 per unit	2010/03/29	100,000,000	2009/09/24



## Newly listed derivative warrants (continued)

Code	Issuer	Name of issue	Issue prices (HK\$)	Strike level/ Subscription price (HK\$) per 10 units	Subscription/ exercise period	Unit issued on initial listing	Listing date
18591	UBS AG	HSI European Put Warrants Feb 2010 I	0.150	20,400 per 11,000 units	2010/02/25	200,000,000	2009/09/24
18592	UBS AG	HSI European Put Warrants Mar 2010 B	0.170	21,200 per 11,500 units	2010/03/30	200,000,000	2009/09/24
18590	UBS AG	ICBC European Warrants Apr 2010 A	0.380	6.88 per unit	2010/04/19	100,000,000	2009/09/24
18467 #	UBS AG	China Life European Warrants Dec 2009 D	0.233	38.8800	2009/12/28	100,000,000	2009/09/24
18469 #	UBS AG	HKEx European Warrants Feb 2010 E	0.141	158 per 100 units	2010/02/08	200,000,000	2009/09/24
18636	ABN AMRO Bank N.V.	China Life European Warrants Feb 2010 B	0.203	40.8300	2010/02/02	250,000,000	2009/09/25
18637	ABN AMRO Bank N.V.	China Life European Warrants Feb 2010 C	0.156	43.9900	2010/02/25	250,000,000	2009/09/25
18641	ABN AMRO Bank N.V.	China Life European Put Wts Feb 2010	0.236	32.8000	2010/02/25	200,000,000	2009/09/25
18638	ABN AMRO Bank N.V.	HKEx European Warrants Mar 2010	0.163	159.90 per 100 units	2010/03/22	200,000,000	2009/09/25
18639	ABN AMRO Bank N.V.	HKEx European Put Warrants Feb 2010	0.150	130 per 100 units	2010/02/26	200,000,000	2009/09/25
18634	Credit Suisse	CC Bank European Warrants Dec 2010	0.150	7.8800	2010/12/20	200,000,000	2009/09/25
18635	Credit Suisse	ICBC European Warrants Dec 2010 B	0.150	6.8800	2010/12/06	200,000,000	2009/09/25
18626	Citigroup Global Mkt H Inc.	Alibaba European Warrants Feb10	0.290	24.0000	2010/02/12	140,000,000	2009/09/25
18625	Citigroup Global Mkt H Inc.	Alibaba European Warrants Jul10	0.320	23.8800	2010/07/26	130,000,000	2009/09/25
18627	Citigroup Global Mkt H Inc.	BankComm European Wts Oct 2010	0.250	10.8800	2010/10/25	160,000,000	2009/09/25
18628	Citigroup Global Mkt H Inc.	China Coal European Wts Jul10	0.260	12.8800	2010/07/19	160,000,000	2009/09/25
18629	Citigroup Global Mkt H Inc.	Tencent European Warrants Jun10	0.250	138 per 100 units	2010/06/17	160,000,000	2009/09/25
18640	Deutsche Bank AG	HSBC European Warrants Nov 2010 B	0.160	92.60 per 93 units	2010/11/29	200,000,000	2009/09/25
18621	Macquarie Bank Ltd.	BankComm European Warrants Mar 2011	0.265	11.0000	2011/03/30	200,000,000	2009/09/25
18622	Macquarie Bank Ltd.	HSBC European Warrants Mar 2010 B	0.356	120.0000	2010/03/30	200,000,000	2009/09/25
18620	Macquarie Bank Ltd.	HSCEI European Warrants Mar 2010	0.250	13,800 per 5,800 units	2010/03/30	200,000,000	2009/09/25
18624	Macquarie Bank Ltd.	HSCEI European Put Warrants Mar 2010	0.250	12,800 per 7,600 units	2010/03/30	200,000,000	2009/09/25
18623	Macquarie Bank Ltd.	HSI European Put Warrants Mar 2010 A	0.233	22,000 per 11,500 units	2010/03/30	300,000,000	2009/09/25
18619	Macquarie Bank Ltd.	HSI European Warrants Feb 2010 G	0.150	23,400 per 11,500 units	2010/02/25	300,000,000	2009/09/25
18630	SGA Societe Generale Acceptance N.V.	BOCom Eur Wt Aug 10B	0.250	10.2800	2010/08/23	200,000,000	2009/09/25
18631	SGA Societe Generale Acceptance N.V.	R&F Ppt Eu Wts Mar 10	0.220	17.8800	2010/03/22	100,000,000	2009/09/25
18632	SGA Societe Generale Acceptance N.V.	ICBC Eu Wt Feb 2010	0.440	7 per unit	2010/02/17	100,000,000	2009/09/25
18633	SGA Societe Generale Acceptance N.V.	Tencent Eu Wt Jul 10A	0.250	148 per 100 units	2010/07/21	200,000,000	2009/09/25
17746 #	CC Rabobank B.A.	A50 China European Warrants Feb 2010 A	0.095	15.0000	2010/02/25	150,000,000	2009/09/25
18653	Deutsche Bank AG	HSBC European Put Warrants Jun 2010 B	0.150	92 per 100 units	2010/06/01	150,000,000	2009/09/28
18655	Deutsche Bank AG	HSI European Put Warrants Mar 2010	0.270	22,400 per 12,000 units	2010/03/30	300,000,000	2009/09/28
18651	Deutsche Bank AG	HSI European Warrants Mar 2010 A	0.260	20,400 per 12,000 units	2010/03/30	300,000,000	2009/09/28
18652	Deutsche Bank AG	HSI European Warrants Mar 2010 B	0.250	21,000 per 12,000 units	2010/03/30	300,000,000	2009/09/28
18647	Standard Bank PLC	Belle Int'l European Warrants Dec 2010	0.250	8.1800	2010/12/17	100,000,000	2009/09/28
18648	Standard Bank PLC	Shimao Ppt European Warrants Jun 2010	0.250	17.8800	2010/06/18	100,000,000	2009/09/28
18642	SGA Societe Generale Acceptance N.V.	HSI Eur Wt Mar 2010 E	0.250	22,400 per 10,000 units	2010/03/30	300,000,000	2009/09/28
18643	SGA Societe Generale Acceptance N.V.	HSI Eur Wt Mar 2010 F	0.250	22,800 per 9,000 units	2010/03/30	300,000,000	2009/09/28
18644	SGA Societe Generale Acceptance N.V.	HSI Eur Wt Mar 2010 G	0.250	23,200 per 8,500 units	2010/03/30	300,000,000	2009/09/28
18645	SGA Societe Generale Acceptance N.V.	SPDR Gold T Eu Wt Mar10A	0.800	840 per 100 units	2010/03/29	50,000,000	2009/09/28
18646	SGA Societe Generale Acceptance N.V.	SPDR Gold T Eu Wt Mar10B	0.580	915 per 100 units	2010/03/29	50,000,000	2009/09/28
18649	SGA Societe Generale Acceptance N.V.	SPDR Eu Put Wt Mar10C	0.530	650 per 100 units	2010/03/29	50,000,000	2009/09/28
18650	SGA Societe Generale Acceptance N.V.	SPDR Eu Put Wt Mar10D	0.870	725 per 100 units	2010/03/29	50,000,000	2009/09/28
18558 #	Deutsche Bank AG	BYD European Warrants May 2010 A	0.209	75 per 100 units	2010/05/11	150,000,000	2009/09/28

## Newly listed derivative warrants (continued)

Code	Issuer	Name of issue	Issue prices (HK\$)	Strike level/ Subscription price (HK\$) per 10 units	Subscription/ exercise period	Unit issued on initial listing	Listing date
17064 #	Deutsche Bank AG	China Mobile European Warrants Apr 2010 A	0.092	82.30 per 100 units	2010/04/26	300,000,000	2009/09/28
14617 #	Merrill Lynch Int'l & Co. C.V.	Ch Mobile Eur Wt May 2010	0.096	81.88 per 100 units	2010/05/03	400,000,000	2009/09/28
18679	ABN AMRO Bank N.V.	Jiangxi Copper European Warrants Mar10	0.250	23.8800	2010/03/30	200,000,000	2009/09/29
18677	ABN AMRO Bank N.V.	Tencent Holdings European Wts Mar10	0.193	128 per 100 units	2010/03/10	200,000,000	2009/09/29
18678	ABN AMRO Bank N.V.	Tencent Holdings European Wts Jun10 A	0.198	139.99 per 100 units	2010/06/22	200,000,000	2009/09/29
18668	HK Bank	HSCEI European Warrants Mar 2010 F	0.250	15,400 per 5,000 units	2010/03/30	200,000,000	2009/09/29
18675	HK Bank	HSCEI European Put Warrants Mar 2010 G	0.250	11,800 per 6,800 units	2010/03/30	200,000,000	2009/09/29
18676	HK Bank	HSCEI European Put Warrants Mar 2010 H	0.250	10,800 per 5,000 units	2010/03/30	200,000,000	2009/09/29
18665	HK Bank	HSI European Warrants Mar 2010 F	0.270	18,800 per 14,800 units	2010/03/30	200,000,000	2009/09/29
18666	HK Bank	HSI European Warrants Mar 2010 G	0.250	26,800 per 6,800 units	2010/03/30	200,000,000	2009/09/29
18667	HK Bank	HSI European Warrants Mar 2010 H	0.250	28,800 per 5,800 units	2010/03/30	200,000,000	2009/09/29
18671	HK Bank	HSI European Put Warrants Mar 2010 I	0.250	18,800 per 7,800 units	2010/03/30	200,000,000	2009/09/29
18672	HK Bank	HSI European Put Warrants Mar 2010 J	0.250	20,800 per 10,800 units	2010/03/30	200,000,000	2009/09/29
18673	HK Bank	HSI European Put Warrants Mar 2010 K	0.270	22,800 per 13,800 units	2010/03/30	200,000,000	2009/09/29
18674	HK Bank	HSI European Put Warrants Mar 2010 L	0.340	24,800 per 14,800 units	2010/03/30	200,000,000	2009/09/29
18664	J P Morgan SP BV	BEA European Warrants Apr 2010	0.286	32.0000	2010/04/29	100,000,000	2009/09/29
18660	J P Morgan SP BV	BOC HK European Warrants Apr 2010	0.252	18.8800	2010/04/29	188,000,000	2009/09/29
18661	J P Morgan SP BV	BYD European Warrants Apr 2010	0.250	80 per 100 units	2010/04/29	200,000,000	2009/09/29
18662	J P Morgan SP BV	China Life European Warrants Apr 2010	0.315	38.8800	2010/04/23	300,000,000	2009/09/29
18663	J P Morgan SP BV	New World Dev European Warrants May 2010	0.259	20.0000	2010/05/28	188,000,000	2009/09/29
18669	KBC Fin Products Int'l Ltd.	Ch Mobile Euro Wt Apr 2010 D	0.150	82.28 per 100 units	2010/04/26	608,000,000	2009/09/29
18681	KBC Fin Products Int'l Ltd.	HSCEI Euro Wts Mar 2010 B	0.250	13,000 per 8,000 units	2010/03/30	400,000,000	2009/09/29
18685	KBC Fin Products Int'l Ltd.	HSCEI Euro Put Wts Mar 2010 C	0.250	13,600 per 11,500 units	2010/03/30	400,000,000	2009/09/29
18686	KBC Fin Products Int'l Ltd.	HSCEI Euro Put Wts Mar 2010 D	0.250	14,200 per 13,000 units	2010/03/30	400,000,000	2009/09/29
18682	KBC Fin Products Int'l Ltd.	HSI Euro Put Wts Mar 2010 F	0.250	21,400 per 12,000 units	2010/03/30	400,000,000	2009/09/29
18654	Macquarie Bank Ltd.	Alibaba European Warrants Mar 2010	0.261	20.0000	2010/03/30	300,000,000	2009/09/29
18656	Macquarie Bank Ltd.	BYD European Warrants Jul 2010	0.252	88.88 per 100 units	2010/07/28	188,000,000	2009/09/29
18657	Macquarie Bank Ltd.	Cheung Kong European Warrants Jun 2010	0.251	100 per 100 units	2010/06/29	300,000,000	2009/09/29
18658	Macquarie Bank Ltd.	Cheung Kong European Warrants Nov 2010	0.254	120 per 100 units	2010/11/29	300,000,000	2009/09/29
18659	Macquarie Bank Ltd.	Swire Pacific A European Wts Dec 2010	0.262	100 per 100 units	2010/12/29	300,000,000	2009/09/29
18680	Standard Bank PLC	Zijin Mining European Warrants Dec 2010	0.250	8.8800	2010/12/17	100,000,000	2009/09/29
18670	UBS AG	HSI European Warrants Mar 2010 D	0.250	22,800 per 10,000 units	2010/03/30	300,000,000	2009/09/29
17976 #	CC Rabobank B.A.	A50 China European Warrants Feb 2010 B	0.040	16.3800	2010/02/08	300,000,000	2009/09/29
18707	ABN AMRO Bank N.V.	BYD European Warrants Apr 2010	0.250	78.88 per 100 units	2010/04/30	200,000,000	2009/09/30
18708	ABN AMRO Bank N.V.	A50 China European Warrants Mar 2010 C	0.186	12.8000	2010/03/08	200,000,000	2009/09/30
18697	Barclays Bank plc	China Mobile European Warrants May 2010A	0.620	90.8800	2010/05/03	150,000,000	2009/09/30
18698	Barclays Bank plc	China Mobile European Warrants Jul 2010A	0.500	98.8800	2010/07/05	150,000,000	2009/09/30
18699	Barclays Bank plc	China Life European Warrants May 2010 A	0.270	40.8800	2010/05/03	200,000,000	2009/09/30
18700	Barclays Bank plc	China Life European Warrants Jul 2010 A	0.250	44.8800	2010/07/05	200,000,000	2009/09/30
18701	Barclays Bank plc	Sinopec Corp European Warrants May 2010	0.350	8.28 per unit	2010/05/03	150,000,000	2009/09/30
18702	Barclays Bank plc	Sinopec Corp European Warrants Jul 2010A	0.300	8.88 per unit	2010/07/05	150,000,000	2009/09/30
18703	Barclays Bank plc	Sinopec Corp European Warrants Oct 2010	0.310	9.38 per unit	2010/10/04	150,000,000	2009/09/30
18705	Barclays Bank plc	HKEx European Warrants Jul 2010 A	0.260	164.88 per 100 units	2010/07/05	200,000,000	2009/09/30

## Newly listed derivative warrants (continued)

Code	Issuer	Name of issue	Issue prices (HK\$)	Strike level/ Subscription price (HK\$) per 10 units	Subscription/ exercise period	Unit issued on initial listing	Listing date
18704	Barclays Bank plc	HKEx European Warrants Mar 2010 B	0.250	154.88 per 100 units	2010/03/29	200,000,000	2009/09/30
18683	BOCI Asia Ltd.	BOCL European Warrants Jan 2010	0.240	4.98 per unit	2010/01/18	200,000,000	2009/09/30
18684	BOCI Asia Ltd.	BYD European Warrants Apr 2010	0.250	76 per 100 units	2010/04/30	200,000,000	2009/09/30
18687	BOCI Asia Ltd.	Kingboard Chem European Warrants May 2010	1.000	30.8000	2010/05/31	100,000,000	2009/09/30
18706	Deutsche Bank AG	BYD European Warrants May 2010 B	0.250	88 per 100 units	2010/05/25	150,000,000	2009/09/30
18688	HK Bank	Alibaba European Warrants Apr 2010	0.250	28.8800	2010/04/15	120,000,000	2009/09/30
18689	HK Bank	BOCL European Put Warrants Apr 2010	0.340	3.88 per unit	2010/04/15	180,000,000	2009/09/30
18690	HK Bank	BYD European Warrants Sep 2010	0.250	79.88 per 100 units	2010/09/30	120,000,000	2009/09/30
18691	HK Bank	CC Bank European Put Warrants Apr 2010	0.560	5.68 per unit	2010/04/15	180,000,000	2009/09/30
18692	HK Bank	China Life European Put Warrants Apr 2010	0.250	29.8800	2010/04/15	180,000,000	2009/09/30
18693	HK Bank	HKEx European Put Warrants Apr 2010	0.250	143.88 per 100 units	2010/04/15	180,000,000	2009/09/30
18694	HK Bank	ICBC European Put Warrants Apr 2010	0.270	4.88 per unit	2010/04/15	180,000,000	2009/09/30
18695	HK Bank	Nine Dragons European Warrants Jun 2010	0.250	14.8800	2010/06/25	120,000,000	2009/09/30
18696	HK Bank	Tencent European Warrants Jun 2010	0.250	145 per 100 units	2010/06/25	180,000,000	2009/09/30
10901	SGA Societe Generale Acceptance N.V.	AUD/USD Eur Wt Mar10E	0.250	0.94 per 1 units	2010/03/31	100,000,000	2009/09/30
10905	SGA Societe Generale Acceptance N.V.	AUD/USD Eu Put Wt Mar10F	0.410	0.84 per 1 units	2010/03/31	100,000,000	2009/09/30
10906	SGA Societe Generale Acceptance N.V.	Gold Euro Wts Apr 10A	0.250	1,100 per 4,000 units	2010/04/19	500,000,000	2009/09/30
10907	SGA Societe Generale Acceptance N.V.	Gold Euro Wts Apr 10B	0.250	1,200 per 3,500 units	2010/04/19	500,000,000	2009/09/30
10910	SGA Societe Generale Acceptance N.V.	Gold Eu Put Wts Apr10C	0.250	950 per 4,000 units	2010/04/19	500,000,000	2009/09/30
10911	SGA Societe Generale Acceptance N.V.	Gold Eu Put Wts Apr10D	0.250	1,000 per 5,000 units	2010/04/19	500,000,000	2009/09/30
17353 <sup>#</sup>	KBC Fin Products Int'l Ltd.	Ch Mobile Euro Wt Dec 2009 B	0.035	85 per 100 units	2009/12/22	600,000,000	2009/09/30
18723	ABN AMRO Bank N.V.	CC Bank European Warrants Feb 2010	0.650	6.30 per unit	2010/02/25	200,000,000	2009/10/02
18724	ABN AMRO Bank N.V.	ICBC European Warrants Jan 2010	0.380	6.37 per unit	2010/01/27	200,000,000	2009/10/02
18713	Barclays Bank plc	HSI European Warrants Jun 2010 A	0.250	20,600 per 10,000 units	2010/06/29	200,000,000	2009/10/02
18714	Barclays Bank plc	HSI European Warrants Oct 2010	0.250	21,800 per 10,000 units	2010/10/28	200,000,000	2009/10/02
18716	Barclays Bank plc	HSI European Warrants Dec 2010	0.250	22,300 per 10,000 units	2010/12/30	200,000,000	2009/10/02
18712	Barclays Bank plc	HSI European Put Warrants May 2010 F	0.250	21,000 per 10,000 units	2010/05/28	200,000,000	2009/10/02
18715	Barclays Bank plc	HSI European Put Warrants Nov 2010	0.250	19,500 per 10,000 units	2010/11/29	200,000,000	2009/10/02
18717	BNP Paribas Arbit Issu B.V.	HSBC European Put Wts Dec 2010	0.250	88.68 per 100 units	2010/12/20	200,000,000	2009/10/02
18718	BNP Paribas Arbit Issu B.V.	ICBC European Wts Apr 2010A	0.580	6.38 per unit	2010/04/19	200,000,000	2009/10/02
18721	Deutsche Bank AG	China Mobile European Warrants Aug 2010	0.150	75.88 per 100 units	2010/08/09	300,000,000	2009/10/02
18719	Deutsche Bank AG	CC Bank European Warrants Apr 2010 B	0.600	6.80 per unit	2010/04/19	150,000,000	2009/10/02
18720	Deutsche Bank AG	China Life European Warrants Mar 2010 D	0.220	40.0000	2010/03/01	300,000,000	2009/10/02
18722	Deutsche Bank AG	ICBC European Warrants May 2010 A	0.600	6.40 per unit	2010/05/10	150,000,000	2009/10/02
18709	Goldman Sachs SP (Asia)	CM Bank European Wts Jan 2010	0.150	18.6900	2010/01/04	200,000,000	2009/10/02
18710	Goldman Sachs SP (Asia)	CM Bank European Wts Mar 2010	0.150	21.9000	2010/03/30	200,000,000	2009/10/02
18711	Goldman Sachs SP (Asia)	CM Bank European Wts Apr 2010	0.280	16.5000	2010/04/29	200,000,000	2009/10/02
17436 <sup>#</sup>	KBC Fin Products Int'l Ltd.	China Life Euro Wts Jan 2010 C	0.096	39.8800	2010/01/11	600,000,000	2009/10/02
17660 <sup>#</sup>	Merrill Lynch Int'l & Co. C.V.	A50 China Eur Wt Feb 2010	0.080	14.9900	2010/02/22	200,000,000	2009/10/02
18735	ABN AMRO Bank N.V.	BOCL European Warrants Mar 2010	0.296	4.59 per unit	2010/03/23	200,000,000	2009/10/05
18729	BNP Paribas Arbit Issu B.V.	CNOOC European Wts Mar 2011	0.250	12.2800	2011/03/28	200,000,000	2009/10/05
18730	BNP Paribas Arbit Issu B.V.	Ping An European Wts Apr 2010	0.720	73.8800	2010/04/19	100,000,000	2009/10/05
18731	BNP Paribas Arbit Issu B.V.	Tencent Holdings Eu Wts Jun10A	0.250	148.80 per 100 units	2010/06/28	100,000,000	2009/10/05

## Newly listed derivative warrants (continued)

Code	Issuer	Name of issue	Issue prices (HK\$)	Strike level/ Subscription price (HK\$) per 10 units	Subscription/ exercise period	Unit issued on initial listing	Listing date
18725	Macquarie Bank Ltd.	Kingboard Chem European Warrants Apr10	0.325	35.0000	2010/04/30	300,000,000	2009/10/05
18726	SGA Societe Generale Acceptance N.V.	CITBK Euro Wts Jan10	0.188	6.50 per unit	2010/01/06	100,000,000	2009/10/05
18727	SGA Societe Generale Acceptance N.V.	CITBK Euro Wts Apr10	0.500	6.18 per unit	2010/04/12	100,000,000	2009/10/05
18728	SGA Societe Generale Acceptance N.V.	HKEx Eu Put Wt Mar10	0.174	142 per 100 units	2010/03/01	200,000,000	2009/10/05
18732	SGA Societe Generale Acceptance N.V.	HSBC Eu Put Wt Jun10	0.177	93.80 per 100 units	2010/06/30	300,000,000	2009/10/05
18733	SGA Societe Generale Acceptance N.V.	HSBC Eu Put Wt Sep10	0.238	100 per 100 units	2010/09/06	300,000,000	2009/10/05
18734	SGA Societe Generale Acceptance N.V.	HSBC Eu Put Wt Oct10	0.191	91.99 per 100 units	2010/10/18	300,000,000	2009/10/05
17428 #	Deutsche Bank AG	A50 China European Warrants Mar 2010 B	0.115	14.0000	2010/03/22	200,000,000	2009/10/05
18743	BNP Paribas Arbit Issu B.V.	HSBC European Wts May 2010	0.260	128.0000	2010/05/04	200,000,000	2009/10/06
18741	BNP Paribas Arbit Issu B.V.	ICBC European Wts May 2010 A	0.260	8.28 per unit	2010/05/04	200,000,000	2009/10/06
18742	BNP Paribas Arbit Issu B.V.	ICBC European Wts Dec 2010	0.660	7.28 per unit	2010/12/02	200,000,000	2009/10/06
18744	BNP Paribas Arbit Issu B.V.	PetroCh Euro Wts Jun 2010 A	0.510	12 per unit	2010/06/02	180,000,000	2009/10/06
18745	Deutsche Bank AG	Sinopec Corp European Put Wts Oct 2010	0.160	6.8800	2010/10/25	150,000,000	2009/10/06
10908	Deutsche Bank AG	Gold European Warrants May 2010 A	0.250	1,070 per 5,000 units	2010/05/10	50,000,000	2009/10/06
18746	Goldman Sachs SP (Asia)	CNOOC European Warrants Jun 2010	0.150	12.0000	2010/06/29	200,000,000	2009/10/06
18747	Goldman Sachs SP (Asia)	Sinopec Corp European Warrants Feb10	0.370	7.60 per unit	2010/02/22	200,000,000	2009/10/06
18739	SGA Societe Generale Acceptance N.V.	CTel Eu Wt Jun 2010	0.305	4.40 per unit	2010/06/02	150,000,000	2009/10/06
18736	SGA Societe Generale Acceptance N.V.	CTel Eu Wt May 2010 A	0.355	4.10 per unit	2010/05/03	150,000,000	2009/10/06
18737	SGA Societe Generale Acceptance N.V.	CTel Eu Wt May 2010 B	0.455	3.80 per unit	2010/05/10	150,000,000	2009/10/06
18738	SGA Societe Generale Acceptance N.V.	CTel Eu Wt May 2010 C	0.600	3.50 per unit	2010/05/17	150,000,000	2009/10/06
18740	UBS AG	BYD European Warrants May 2010 A	0.150	75 per 100 units	2010/05/10	200,000,000	2009/10/06
17809 #	Macquarie Bank Ltd.	HSI European Put Warrants Dec 2009 L	0.074	20,000 per 14,000 units	2009/12/30	300,000,000	2009/10/06
17199 #	CC Rabobank B.A.	HSBC European Put Warrants Jun 2010 C	0.055	74 per 100 units	2010/06/29	200,000,000	2009/10/06
15962 #	SGA Societe Generale Acceptance N.V.	Ch Mob Eu Wt Jan 2010	0.026	87 per 100 units	2010/01/18	400,000,000	2009/10/06
17494 #	SGA Societe Generale Acceptance N.V.	HSI Eu Put Wt Dec 09K	0.129	20,800 per 10,000 units	2009/12/30	300,000,000	2009/10/06
18750	Deutsche Bank AG	Alibaba European Warrants Apr 2010	0.330	21.0000	2010/04/19	100,000,000	2009/10/07
18751	Deutsche Bank AG	BYD European Warrants Jun 2010	0.250	65 per 100 units	2010/06/07	150,000,000	2009/10/07
18753	Deutsche Bank AG	Jiangxi Copper European Warrants Apr 2010	0.280	20.0000	2010/04/19	100,000,000	2009/10/07
18748	Merrill Lynch Int'l & Co. C.V.	Ch Telecom Eur Wt May 2010A	0.340	4.09 per unit	2010/05/24	200,000,000	2009/10/07
18752	Merrill Lynch Int'l & Co. C.V.	Ch Telecom Eur Put Wts May 10	0.385	3.29 per unit	2010/05/17	200,000,000	2009/10/07
18749	Merrill Lynch Int'l & Co. C.V.	HSBC Euro Put Wt Dec 2010 B	0.151	83.99 per 100 units	2010/12/01	200,000,000	2009/10/07
18764	Deutsche Bank AG	HSI European Warrants Jan 2010	0.160	21,000 per 10,000 units	2010/01/28	300,000,000	2009/10/08
18765	Deutsche Bank AG	HSI European Warrants Feb 2010 G	0.190	21,600 per 8,000 units	2010/02/25	300,000,000	2009/10/08
18769	Deutsche Bank AG	HSI European Put Warrants Feb 2010 H	0.150	20,000 per 10,000 units	2010/02/25	300,000,000	2009/10/08
18770	Deutsche Bank AG	HSI European Put Warrants Feb 2010 I	0.180	20,800 per 10,000 units	2010/02/25	300,000,000	2009/10/08
18761	Goldman Sachs SP (Asia)	HKEx European Warrants Mar 2010	0.150	150 per 100 units	2010/03/30	200,000,000	2009/10/08
18762	Goldman Sachs SP (Asia)	HKEx European Warrants Apr 2010	0.150	168.90 per 100 units	2010/04/29	200,000,000	2009/10/08
18763	Goldman Sachs SP (Asia)	HKEx European Put Warrants Feb 10	0.150	130 per 100 units	2010/02/25	200,000,000	2009/10/08
18757	Merrill Lynch Int'l & Co. C.V.	BOCL European Wts Apr 2010A	0.410	4.29 per unit	2010/04/16	200,000,000	2009/10/08
18758	Merrill Lynch Int'l & Co. C.V.	BOCL European Wts Apr 2010B	0.260	4.79 per unit	2010/04/26	200,000,000	2009/10/08
18759	Merrill Lynch Int'l & Co. C.V.	CNOOC European Wts May 10	0.153	10.7900	2010/05/31	200,000,000	2009/10/08
18760	Merrill Lynch Int'l & Co. C.V.	ICBC European Wts Dec 2010B	0.152	5.6900	2010/12/13	200,000,000	2009/10/08

## Newly listed derivative warrants (continued)

Code	Issuer	Name of issue	Issue prices (HK\$)	Strike level/ Subscription price (HK\$) per 10 units	Subscription/ exercise period	Unit issued on initial listing	Listing date
18754	SGA Societe Generale Acceptance N.V.	Angang Steel Eu Wt May10	0.290	18.0000	2010/05/05	100,000,000	2009/10/08
18755	SGA Societe Generale Acceptance N.V.	China EB Ltd Eu Wt May10	0.360	22.0000	2010/05/05	100,000,000	2009/10/08
18756	SGA Societe Generale Acceptance N.V.	Country Gdn Eu Wt May10	0.520	3.50 per unit	2010/05/05	100,000,000	2009/10/08
14617 #	Merrill Lynch Int'l & Co. C.V.	Ch Mobile Eur Wt May 2010	0.061	81.88 per 100 units	2010/05/03	500,000,000	2009/10/08
18789	ABN AMRO Bank N.V.	Sinopec Corp European Warrants Mar 10 A	0.423	7.188 per unit	2010/03/08	200,000,000	2009/10/09
18790	ABN AMRO Bank N.V.	Sinopec Corp European Warrants Apr 2010	0.744	6.38 per unit	2010/04/15	200,000,000	2009/10/09
18791	ABN AMRO Bank N.V.	HSBC European Put Warrants Dec 2010 D	0.153	84 per 100 units	2010/12/01	200,000,000	2009/10/09
18792	ABN AMRO Bank N.V.	PetroChina European Warrants Jun 2010 B	0.150	8.5000	2010/06/29	200,000,000	2009/10/09
18768	Barclays Bank plc	ICBC European Warrants Jan 2010	0.300	6.38 per unit	2010/01/27	200,000,000	2009/10/09
18771	Barclays Bank plc	ICBC European Warrants Apr 2010	0.500	6.08 per unit	2010/04/19	150,000,000	2009/10/09
18774	Barclays Bank plc	ICBC European Warrants Jul 2010 A	0.290	7.88 per unit	2010/07/05	200,000,000	2009/10/09
18772	Barclays Bank plc	ICBC European Warrants May 2010 A	0.280	6.88 per unit	2010/05/03	200,000,000	2009/10/09
18773	Barclays Bank plc	ICBC European Warrants May 2010 B	0.300	7.08 per unit	2010/05/31	200,000,000	2009/10/09
18767	Credit Suisse	CC Bank European Put Warrants Nov 2010	0.150	6.8800	2010/11/01	200,000,000	2009/10/09
18766	Credit Suisse	HSBC European Put Warrants May 2010	0.150	92 per 100 units	2010/05/31	200,000,000	2009/10/09
18779	Citigroup Global Mkt H Inc.	Angang Steel European Wt Apr10	0.250	18.8800	2010/04/19	160,000,000	2009/10/09
18781	Citigroup Global Mkt H Inc.	CNOOC European Wts Aug 2010	0.250	10.8800	2010/08/31	160,000,000	2009/10/09
18782	Citigroup Global Mkt H Inc.	CNPC European Warrants Dec 10	0.250	6.8800	2010/12/20	160,000,000	2009/10/09
18788	Citigroup Global Mkt H Inc.	WISE CSI European Wts Apr10	0.270	38.0000	2010/04/09	150,000,000	2009/10/09
18784	Citigroup Global Mkt H Inc.	HKEx European Wts Jun 2010 B	0.250	148 per 100 units	2010/06/28	160,000,000	2009/10/09
18785	Citigroup Global Mkt H Inc.	HSBC European Wts Apr 2011	0.250	88 per 100 units	2011/04/11	160,000,000	2009/10/09
18786	Citigroup Global Mkt H Inc.	Hutchison Euro Wts Nov 2010	0.900	68.0000	2010/11/29	45,000,000	2009/10/09
18783	Citigroup Global Mkt H Inc.	Maanshan Iron Euro Wts Apr11	0.250	4.8800	2011/04/11	160,000,000	2009/10/09
18780	Citigroup Global Mkt H Inc.	China Mengniu Euro Wts Jul10	0.300	24.8800	2010/07/12	133,000,000	2009/10/09
18787	Citigroup Global Mkt H Inc.	Zijin Mining Euro Wts May10	0.150	8.8800	2010/05/06	200,000,000	2009/10/09
18775	Deutsche Bank AG	Cheung Kong European Warrants Oct 2010	0.160	97 per 100 units	2010/10/25	200,000,000	2009/10/09
18777	Deutsche Bank AG	HKEx European Put Warrants Feb 2010 B	0.150	130 per 100 units	2010/02/02	150,000,000	2009/10/09
18776	Deutsche Bank AG	HSI European Put Warrants Feb 2010 J	0.150	19,400 per 9,000 units	2010/02/25	300,000,000	2009/10/09
18778	Deutsche Bank AG	PetroChina European Warrants Apr 2010	0.150	8.3800	2010/04/26	200,000,000	2009/10/09
17394 #	CC Rabobank B.A.	Hutchison European Warrants Jul 2011	0.080	58.88 per 100 units	2011/07/25	200,000,000	2009/10/09
18821	ABN AMRO Bank N.V.	HKEx European Warrants Apr 2010	0.158	142.99 per 100 units	2010/04/29	200,000,000	2009/10/12
18813	Barclays Bank plc	CC Bank European Warrants Jan 2010	0.270	6.80 per unit	2010/01/25	200,000,000	2009/10/12
18816	Barclays Bank plc	CC Bank European Warrants Jul 2010	0.250	8.08 per unit	2010/07/05	200,000,000	2009/10/12
18814	Barclays Bank plc	CC Bank European Warrants May 2010 A	0.380	7.08 per unit	2010/05/03	200,000,000	2009/10/12
18815	Barclays Bank plc	CC Bank European Warrants May 2010 B	0.310	7.58 per unit	2010/05/31	200,000,000	2009/10/12
18805	BOCI Asia Ltd.	BOC HK European Warrants Apr 2010	0.250	18.9800	2010/04/22	200,000,000	2009/10/12
18806	BOCI Asia Ltd.	HKEx European Put Warrants Apr 2010	0.250	135 per 100 units	2010/04/30	200,000,000	2009/10/12
18804	BOCI Asia Ltd.	HSI European Warrants Apr 2010	0.250	20,800 per 9,000 units	2010/04/29	200,000,000	2009/10/12
18808	BOCI Asia Ltd.	HSI European Put Warrants Apr 2010	0.250	19,800 per 8,800 units	2010/04/29	200,000,000	2009/10/12
18810	BNP Paribas Arbit Issu B.V.	China Tel Euro Wts Apr 2010	0.590	3.68 per unit	2010/04/12	100,000,000	2009/10/12
18819	BNP Paribas Arbit Issu B.V.	CC Bank Euro Wts May 2010	0.510	7.08 per unit	2010/05/04	200,000,000	2009/10/12
18807	BNP Paribas Arbit Issu B.V.	Cheung Kong European Wts Jun10	0.150	99.95 per 100 units	2010/06/22	100,000,000	2009/10/12
18809	BNP Paribas Arbit Issu B.V.	China Life Euro Wts Apr 2010 B	0.340	37.8000	2010/04/12	200,000,000	2009/10/12

## Newly listed derivative warrants (continued)

Code	Issuer	Name of issue	Issue prices (HK\$)	Strike level/ Subscription price (HK\$) per 10 units	Subscription/ exercise period	Unit issued on initial listing	Listing date
18811	BNP Paribas Arbit Issu B.V.	CNOOC European Wts Jun 2010 A	0.250	9.3800	2010/06/14	200,000,000	2009/10/12
18812	BNP Paribas Arbit Issu B.V.	HSBC European Put Wts Jun 2010	0.250	102.80 per 100 units	2010/06/08	200,000,000	2009/10/12
18820	BNP Paribas Arbit Issu B.V.	ICBC European Wts May 2010 B	0.730	5.88 per unit	2010/05/04	200,000,000	2009/10/12
18822	Deutsche Bank AG	CC Bank European Warrants Jan 2010	0.390	6.58 per unit	2010/01/25	150,000,000	2009/10/12
18823	Deutsche Bank AG	China Mobile European Warrants Apr 2010 C	0.150	70.90 per 100 units	2010/04/19	200,000,000	2009/10/12
18824	Deutsche Bank AG	HSBC European Warrants Feb 2010	0.150	81.481 per 93 units	2010/02/17	200,000,000	2009/10/12
18825	Deutsche Bank AG	HSBC European Warrants Oct 2010	0.190	83.593 per 93 units	2010/10/25	200,000,000	2009/10/12
18818	Goldman Sachs SP (Asia)	HSI European Put Wts Apr 2010 A	0.250	20,200 per 9,000 units	2010/04/29	200,000,000	2009/10/12
18817	Goldman Sachs SP (Asia)	HSI European Put Wts Feb 2010 D	0.150	19,400 per 9,000 units	2010/02/25	200,000,000	2009/10/12
18794	Merrill Lynch Int'l & Co. C.V.	CM Bank Euro Wts Jun 2010 A	0.250	17.3900	2010/06/07	200,000,000	2009/10/12
18795	Merrill Lynch Int'l & Co. C.V.	Sinopec Euro Wts Jul 2011	0.164	5.8900	2011/07/25	200,000,000	2009/10/12
18796	Merrill Lynch Int'l & Co. C.V.	Sinopec Euro Wts Aug 2011	0.153	7.0900	2011/08/08	200,000,000	2009/10/12
18801	Merrill Lynch Int'l & Co. C.V.	HKEx Eur Put Wts Mar 2010	0.182	134.99 per 100 units	2010/03/22	200,000,000	2009/10/12
18802	Merrill Lynch Int'l & Co. C.V.	HKEx Eur Put Wts Aug 2010 A	0.250	127.99 per 100 units	2010/08/02	200,000,000	2009/10/12
18799	Merrill Lynch Int'l & Co. C.V.	HKEx Euro Wts May 2010 B	0.175	139.99 per 100 units	2010/05/24	200,000,000	2009/10/12
18800	Merrill Lynch Int'l & Co. C.V.	HKEx Euro Wts Sep 2010 B	0.185	155.99 per 100 units	2010/09/15	200,000,000	2009/10/12
18798	Merrill Lynch Int'l & Co. C.V.	Hutchison Euro Put Wts Jun10	0.385	45.9900	2010/06/14	200,000,000	2009/10/12
18793	Merrill Lynch Int'l & Co. C.V.	JX Copper Euro Wts May 2010	0.275	18.9900	2010/05/03	200,000,000	2009/10/12
18797	Merrill Lynch Int'l & Co. C.V.	JX Copper Euro Put Wt May10	0.325	15.9900	2010/05/10	200,000,000	2009/10/12
18803	Merrill Lynch Int'l & Co. C.V.	PetroChina Eu Wt Aug 2010	0.151	8.8900	2010/08/16	200,000,000	2009/10/12
17289 #	Merrill Lynch Int'l & Co. C.V.	HSI European Put Wts Feb10A	0.067	18,200 per 10,000 units	2010/02/25	200,000,000	2009/10/12
15381 #	SGA Societe Generale Acceptance N.V.	HSBC Eu Wt Jan 2010 B	0.023	110 per 100 units	2010/01/26	500,000,000	2009/10/12
18831	ABN AMRO Bank N.V.	Sinopec Corp European Warrants Dec 2010	0.150	6.5700	2010/12/22	400,000,000	2009/10/13
18826	Barclays Bank plc	PetroChina European Warrants Apr 2010 A	0.910	8.88 per unit	2010/04/19	100,000,000	2009/10/13
18827	Barclays Bank plc	PetroChina European Warrants Apr 2010 B	0.760	9.28 per unit	2010/04/19	100,000,000	2009/10/13
18828	Barclays Bank plc	PetroChina European Warrants May 2010	0.670	9.68 per unit	2010/05/03	100,000,000	2009/10/13
18829	Barclays Bank plc	PetroChina European Warrants Jul 2010 A	0.980	8.88 per unit	2010/07/05	100,000,000	2009/10/13
18830	Barclays Bank plc	PetroChina European Warrants Jul 2010 B	0.750	9.28 per unit	2010/07/05	100,000,000	2009/10/13
18844	BNP Paribas Arbit Issu B.V.	HSI European Wts Apr 2010 A	0.290	21,200 per 10,000 units	2010/04/29	300,000,000	2009/10/13
18843	BNP Paribas Arbit Issu B.V.	HSI European Wts Mar 2010 G	0.290	20,800 per 9,800 units	2010/03/30	300,000,000	2009/10/13
18845	BNP Paribas Arbit Issu B.V.	HSI Euro Put Wts Feb 2010 D	0.260	20,800 per 10,000 units	2010/02/25	300,000,000	2009/10/13
18847	BNP Paribas Arbit Issu B.V.	HSI Euro Put Wts Mar 2010 H	0.270	21,200 per 11,500 units	2010/03/30	300,000,000	2009/10/13
18837	Deutsche Bank AG	BOCL European Warrants Mar 2010 C	0.310	4.50 per unit	2010/03/01	150,000,000	2009/10/13
18841	Deutsche Bank AG	China Overseas European Warrants Mar 10 A	0.170	19.9900	2010/03/01	150,000,000	2009/10/13
18838	Deutsche Bank AG	China Telecom European Wts Apr 2010	0.270	4 per unit	2010/04/14	150,000,000	2009/10/13
18840	Deutsche Bank AG	Ch Comm Cons European Warrants Jun 2010	0.150	9.0800	2010/06/21	150,000,000	2009/10/13
18839	Deutsche Bank AG	CITIC Bank European Warrants Apr 2010	0.410	5.70 per unit	2010/04/19	100,000,000	2009/10/13
18842	Deutsche Bank AG	Zijin Mining European Warrants May 2010 A	0.150	8.8800	2010/05/03	150,000,000	2009/10/13
18836	CC Rabobank B.A.	China EB Ltd European Warrants Apr 2010	0.440	20.0000	2010/04/29	100,000,000	2009/10/13
18834	CC Rabobank B.A.	ChiUnicom European Warrants Sep 2010	0.250	10.8000	2010/09/29	200,000,000	2009/10/13
18832	CC Rabobank B.A.	Ch Mobile European Warrants Mar 2010 B	0.160	63.88 per 100 units	2010/03/29	300,000,000	2009/10/13
18833	CC Rabobank B.A.	Sinopec Corp European Warrants Apr 2010	0.450	7.40 per unit	2010/04/29	60,000,000	2009/10/13
18835	CC Rabobank B.A.	Tencent Holdings European Wts May 2010	0.250	124 per 100 units	2010/05/28	180,000,000	2009/10/13



## Newly listed derivative warrants (continued)

Code	Issuer	Name of issue	Issue prices (HK\$)	Strike level/ Subscription price (HK\$) per 10 units	Subscription/ exercise period	Unit issued on initial listing	Listing date
18853	Barclays Bank plc	CNOOC European Warrants Jun 2010	0.270	10.0800	2010/06/07	100,000,000	2009/10/14
18854	Barclays Bank plc	CNOOC European Warrants Jul 2010	0.250	10.8800	2010/07/05	100,000,000	2009/10/14
18855	Barclays Bank plc	CNOOC European Warrants Oct 2010	0.260	11.5800	2010/10/04	100,000,000	2009/10/14
18869	BNP Paribas Arbit Issu B.V.	Ch Mobile Euro Wts Aug 2010 A	0.170	75.93 per 100 units	2010/08/09	200,000,000	2009/10/14
18870	BNP Paribas Arbit Issu B.V.	Ch Mobile Eu Put Wt Jun 2010 A	0.170	79.98 per 100 units	2010/06/22	200,000,000	2009/10/14
18868	BNP Paribas Arbit Issu B.V.	China Life Euro Wts Jun 2010	0.460	40.8000	2010/06/01	200,000,000	2009/10/14
10909	BNP Paribas Arbit Issu B.V.	Gold European Warrants Apr 10	0.250	1,000 per 4,000 units	2010/04/26	200,000,000	2009/10/14
10913	BNP Paribas Arbit Issu B.V.	Gold European Put Wts Apr 10	0.250	980 per 4,000 units	2010/04/26	200,000,000	2009/10/14
18863	BNP Paribas Arbit Issu B.V.	HSBC European Wts Mar 2010	0.380	98.0500	2010/03/04	200,000,000	2009/10/14
18866	BNP Paribas Arbit Issu B.V.	HSBC European Wts Aug 2010	0.260	118.3800	2010/08/04	200,000,000	2009/10/14
18864	BNP Paribas Arbit Issu B.V.	HSBC European Wts Apr 2010 B	0.590	92.6000	2010/04/08	200,000,000	2009/10/14
18865	BNP Paribas Arbit Issu B.V.	HSBC European Wts Jun 2010 B	0.300	108.6800	2010/06/03	200,000,000	2009/10/14
18867	BNP Paribas Arbit Issu B.V.	Zijin Mining Euro Wts Aug 2010	0.250	9.3800	2010/08/03	100,000,000	2009/10/14
18862	Deutsche Bank AG	HSI European Put Warrants Apr 2010 A	0.250	21,400 per 10,000 units	2010/04/29	300,000,000	2009/10/14
18861	Deutsche Bank AG	HSI European Warrants Mar 2010 C	0.150	22,400 per 10,000 units	2010/03/30	300,000,000	2009/10/14
18860	Deutsche Bank AG	Tencent Holdings European Warrants Mar10B	0.150	138.88 per 100 units	2010/03/08	200,000,000	2009/10/14
18849	J P Morgan SP BV	China Mob European Wts Aug 2010	0.156	75.88 per 100 units	2010/08/03	388,000,000	2009/10/14
18848	J P Morgan Int'l Der. Ltd.	CC Bank European Wts Jul 2010	0.552	6.88 per unit	2010/07/29	100,000,000	2009/10/14
18851	J P Morgan SP BV	HKEx European Put Wts Jul 2010 A	0.253	133.88 per 100 units	2010/07/26	300,000,000	2009/10/14
18852	J P Morgan SP BV	HSBC European Warrants Nov 2010	0.151	92.59 per 93 units	2010/11/30	388,000,000	2009/10/14
18850	KBC Fin Products Int'l Ltd.	Sinopec Euro Wts Apr 2010	0.390	7.78 per unit	2010/04/15	248,000,000	2009/10/14
18858	KBC Fin Products Int'l Ltd.	HSBC European Wts Sep 2010 F	0.160	78.60 per 93 units	2010/09/20	400,000,000	2009/10/14
18859	KBC Fin Products Int'l Ltd.	HSBC Euro Put Wts Jun 2010 E	0.260	108.88 per 100 units	2010/06/01	368,000,000	2009/10/14
18857	Standard Bank PLC	CHALCO European Warrants Dec 2010	0.250	9.6800	2010/12/10	100,000,000	2009/10/14
18856	Standard Bank PLC	Angang Steel European Warrants Jun 2010	0.250	17.8800	2010/06/18	100,000,000	2009/10/14
18846	SGA Societe Generale Acceptance N.V.	CCB Eur Wt Apr 2010	0.490	6.88 per unit	2010/04/19	100,000,000	2009/10/14
16737 <sup>#</sup>	Deutsche Bank AG	China Life European Warrants Dec 2009 C	0.157	38.0000	2009/12/28	300,000,000	2009/10/14
17029 <sup>#</sup>	Deutsche Bank AG	HKEx European Put Warrants Dec 2009 G	0.051	132 per 100 units	2009/12/14	200,000,000	2009/10/14
18895	ABN AMRO Bank N.V.	CITIC Bank European Warrants Mar 2010	0.413	6.288 per unit	2010/03/22	200,000,000	2009/10/15
18873	BOCI Asia Ltd.	CC Bank European Warrants Apr 2010 A	0.450	7.68 per unit	2010/04/16	200,000,000	2009/10/15
18874	BOCI Asia Ltd.	Sinopec Corp European Warrants Feb 2010	0.450	7.60 per unit	2010/02/22	200,000,000	2009/10/15
18875	BOCI Asia Ltd.	ICBC European Warrants Feb 2010	0.200	7.50 per unit	2010/02/23	200,000,000	2009/10/15
18894	BNP Paribas Arbit Issu B.V.	CNOOC European Wts May 2010	0.150	11.9800	2010/05/03	200,000,000	2009/10/15
18891	BNP Paribas Arbit Issu B.V.	Sinopec Corp Euro Wts Aug 2010	0.460	8.38 per unit	2010/08/02	200,000,000	2009/10/15
18892	BNP Paribas Arbit Issu B.V.	Sinopec Corp Euro Wts Jan 2011	0.150	6.5900	2011/01/03	200,000,000	2009/10/15
18876	BNP Paribas Arbit Issu B.V.	Hutchison European Wts Jul11	0.150	58.88 per 100 units	2011/07/25	200,000,000	2009/10/15
18893	BNP Paribas Arbit Issu B.V.	PetroCh Euro Wts Nov 2010	0.250	9.5800	2010/11/08	200,000,000	2009/10/15
18880	J P Morgan SP BV	China Mob European Wts Oct 2010	0.150	86.60 per 100 units	2010/10/18	388,000,000	2009/10/15
18890	KBC Fin Products Int'l Ltd.	BOCL European Wts Mar 2010 D	0.226	5.01 per unit	2010/03/23	400,000,000	2009/10/15
18872	Macquarie Bank Ltd.	PetroChina European Wts May 2010	0.972	11 per unit	2010/05/28	150,000,000	2009/10/15
18871	Macquarie Bank Ltd.	PetroChina European Wts Jun 2010 B	0.152	9.6900	2010/06/07	500,000,000	2009/10/15
18883	UBS AG	China Mobile European Warrants Aug 2010	0.150	75.88 per 100 units	2010/08/02	200,000,000	2009/10/15
18884	UBS AG	China Mobile European Warrants Nov 2010	0.150	83.80 per 100 units	2010/11/29	200,000,000	2009/10/15

## Newly listed derivative warrants (continued)

Code	Issuer	Name of issue	Issue prices (HK\$)	Strike level/ Subscription price (HK\$) per 10 units	Subscription/ exercise period	Unit issued on initial listing	Listing date
18881	UBS AG	China Life European Warrants Feb 2010 F	0.150	38.8800	2010/02/22	200,000,000	2009/10/15
18882	UBS AG	CM Bank European Warrants Jun 2010 A	0.250	18.8800	2010/06/07	100,000,000	2009/10/15
18887	UBS AG	China Mobile European Put Warrants Jul 2010 C	0.250	93.88 per 100 units	2010/07/05	200,000,000	2009/10/15
18886	UBS AG	HKEx European Warrants Jun 2010 B	0.250	148.88 per 100 units	2010/06/21	200,000,000	2009/10/15
18889	UBS AG	HKEx European Put Warrants Mar 2010 B	0.203	148 per 100 units	2010/03/01	200,000,000	2009/10/15
18878	UBS AG	HSBC European Put Warrants May 2010	0.150	92 per 100 units	2010/05/31	200,000,000	2009/10/15
18888	UBS AG	HSI European Warrants Apr 2010	0.250	22,000 per 10,000 units	2010/04/29	200,000,000	2009/10/15
18885	UBS AG	ICBC European Warrants Apr 2010 B	0.250	5.88 per unit	2010/04/26	100,000,000	2009/10/15
18877	UBS AG	Jiangxi Copper European Warrants Apr 2010	0.250	20.8800	2010/04/19	200,000,000	2009/10/15
18879	UBS AG	SPDR Gold Trust European Warrants Apr 2010	0.600	850 per 100 units	2010/04/19	100,000,000	2009/10/15
03491 #	Credit Suisse	HSBC European Warrants Feb 2010 A	0.030	110 per 100 unit	2010/02/02	372,000,000	2009/10/15
10912	Deutsche Bank AG	AUD/USD European Warrants May 2010	0.250	0.96 per 1 units	2010/05/10	50,000,000	2009/10/16
18899	J P Morgan SP BV	Ch Comm Cons European Warrants Dec 2010 A	0.155	11.0000	2010/12/22	200,000,000	2009/10/16
18900	J P Morgan SP BV	Zijin Mining European Warrants May 2010 A	0.150	10.0000	2010/05/28	200,000,000	2009/10/16
18897	Macquarie Bank Ltd.	Hutchison European Warrants Jun 2010	0.411	63.0000	2010/06/29	200,000,000	2009/10/16
18896	SGA Societe Generale Acceptance N.V.	CRCC Eu Wt Aug 2010	0.250	11.8800	2010/08/11	150,000,000	2009/10/16
18898	UBS AG	China Life European Warrants Mar 2010 A	0.150	42.8800	2010/03/15	200,000,000	2009/10/16
18323 #	Credit Suisse	Tencent Holdings European Warrants Mar 2010	0.138	138.88 per 100 units	2010/03/12	200,000,000	2009/10/16
18902	Deutsche Bank AG	CM Bank European Warrants Feb 2010	0.160	18.8800	2010/02/17	150,000,000	2009/10/19
18903	Deutsche Bank AG	Hutchison European Warrants Apr 2010	0.410	60.0000	2010/04/19	100,000,000	2009/10/19
18904	Deutsche Bank AG	SHK Ppt European Warrants Jun 2010	0.160	125.38 per 100 units	2010/06/21	100,000,000	2009/10/19
18901	SGA Societe Generale Acceptance N.V.	A50 Ch Eu Wt Jun 10A	0.190	14.0000	2010/06/14	200,000,000	2009/10/19
18936	ABN AMRO Bank N.V.	Jiangxi Copper European Warrants Jul10A	0.375	19.5000	2010/07/02	200,000,000	2009/10/20
18910	Barclays Bank plc	BOCL European Warrants Apr 2010	0.360	4.58 per unit	2010/04/20	100,000,000	2009/10/20
18911	Barclays Bank plc	BOCL European Warrants Jul 2010	0.300	4.88 per unit	2010/07/05	100,000,000	2009/10/20
18912	Barclays Bank plc	BOCL European Warrants Sep 2010 A	0.320	5.08 per unit	2010/09/06	100,000,000	2009/10/20
18905	Barclays Bank plc	China Life European Warrants May 2010 B	0.400	34.8800	2010/05/03	100,000,000	2009/10/20
18906	Barclays Bank plc	China Life European Warrants May 2010 C	0.320	36.8800	2010/05/03	100,000,000	2009/10/20
18907	Barclays Bank plc	China Life European Warrants May 2010 D	0.280	38.8800	2010/05/31	100,000,000	2009/10/20
18908	Barclays Bank plc	China Life European Warrants Jun 2010	0.250	40.8000	2010/06/07	100,000,000	2009/10/20
18909	Barclays Bank plc	China Life European Warrants Jul 2010 B	0.250	42.8000	2010/07/05	100,000,000	2009/10/20
18913	Barclays Bank plc	CNOOC European Warrants Apr 2010	0.250	10.5800	2010/04/20	100,000,000	2009/10/20
18914	Barclays Bank plc	CNOOC European Warrants May 2010	0.250	11.0800	2010/05/31	100,000,000	2009/10/20
18915	Barclays Bank plc	HSI European Warrants Apr 2010 A	0.250	21,000 per 10,000 units	2010/04/29	100,000,000	2009/10/20
18916	Barclays Bank plc	HSI European Warrants Apr 2010 B	0.250	21,400 per 10,000 units	2010/04/29	100,000,000	2009/10/20
18917	Barclays Bank plc	HSI European Warrants Apr 2010 C	0.250	21,800 per 10,000 units	2010/04/29	100,000,000	2009/10/20
18918	Barclays Bank plc	HSI European Warrants Apr 2010 D	0.250	22,200 per 10,000 units	2010/04/29	100,000,000	2009/10/20
18919	Barclays Bank plc	HSI European Warrants Apr 2010 E	0.250	22,600 per 10,000 units	2010/04/29	100,000,000	2009/10/20
18920	Barclays Bank plc	HSI European Warrants May 2010 A	0.250	21,200 per 10,000 units	2010/05/28	100,000,000	2009/10/20
18921	Barclays Bank plc	HSI European Warrants May 2010 B	0.260	21,400 per 10,000 units	2010/05/28	100,000,000	2009/10/20
18922	Barclays Bank plc	HSI European Warrants May 2010 C	0.250	21,600 per 10,000 units	2010/05/28	100,000,000	2009/10/20
18923	Barclays Bank plc	HSI European Warrants May 2010 D	0.260	22,000 per 10,000 units	2010/05/28	100,000,000	2009/10/20
18924	Barclays Bank plc	HSI European Warrants May 2010 E	0.250	22,400 per 10,000 units	2010/05/28	100,000,000	2009/10/20

## Newly listed derivative warrants (continued)

Code	Issuer	Name of issue	Issue prices (HK\$)	Strike level/ Subscription price (HK\$) per 10 units	Subscription/ exercise period	Unit issued on initial listing	Listing date
18925	Barclays Bank plc	HSI European Warrants Jun 2010 B	0.260	21,000 per 10,000 units	2010/06/29	100,000,000	2009/10/20
18926	Barclays Bank plc	HSI European Warrants Jun 2010 C	0.250	21,400 per 10,000 units	2010/06/29	100,000,000	2009/10/20
18927	Barclays Bank plc	HSI European Warrants Jun 2010 D	0.250	21,800 per 10,000 units	2010/06/29	100,000,000	2009/10/20
18928	Barclays Bank plc	HSI European Warrants Jun 2010 E	0.250	22,200 per 10,000 units	2010/06/29	100,000,000	2009/10/20
18929	Barclays Bank plc	HSI European Warrants Jun 2010 F	0.250	22,600 per 10,000 units	2010/06/29	100,000,000	2009/10/20
18930	Barclays Bank plc	HSI European Warrants Jun 2010 G	0.250	23,000 per 10,000 units	2010/06/29	100,000,000	2009/10/20
18931	Barclays Bank plc	HSI European Warrants Jul 2010 A	0.250	21,600 per 10,000 units	2010/07/29	100,000,000	2009/10/20
18932	Barclays Bank plc	HSI European Warrants Jul 2010 B	0.260	22,000 per 10,000 units	2010/07/29	100,000,000	2009/10/20
18933	Barclays Bank plc	HSI European Warrants Jul 2010 C	0.250	22,400 per 10,000 units	2010/07/29	100,000,000	2009/10/20
18934	Barclays Bank plc	HSI European Warrants Jul 2010 D	0.250	22,800 per 10,000 units	2010/07/29	100,000,000	2009/10/20
18939	BNP Paribas Arbit Issu B.V.	CC Bank Euro Wts Jun 2010	0.520	7.49 per unit	2010/06/03	200,000,000	2009/10/20
18940	BNP Paribas Arbit Issu B.V.	CC Bank Euro Wts Aug 2010 A	0.450	7.99 per unit	2010/08/03	200,000,000	2009/10/20
18941	BNP Paribas Arbit Issu B.V.	CC Bank Euro Wts Sep 2010 A	0.970	6.49 per unit	2010/09/02	200,000,000	2009/10/20
18942	BNP Paribas Arbit Issu B.V.	CC Bank Euro Wts Nov 2012	0.250	5.9900	2012/11/05	200,000,000	2009/10/20
18944	BNP Paribas Arbit Issu B.V.	A50 China Euro Wts Jun 2010	0.260	11.9800	2010/06/21	200,000,000	2009/10/20
18945	Citigroup Global Mkt H Inc.	CHALCO European Warrants Nov10	0.250	11.8800	2010/11/29	160,000,000	2009/10/20
18946	Citigroup Global Mkt H Inc.	BYD European Warrants May 2010	0.200	75 per 100 units	2010/05/11	160,000,000	2009/10/20
18949	Citigroup Global Mkt H Inc.	China Mobile Eur Wt Apr 2010	0.460	80.0000	2010/04/20	90,000,000	2009/10/20
18950	Citigroup Global Mkt H Inc.	China Mobile Eur Wt Jun 2010	0.300	88.0000	2010/06/28	133,000,000	2009/10/20
18948	Citigroup Global Mkt H Inc.	Ch Comm Cons Euro Wts Nov 2010	0.250	9.8800	2010/11/22	160,000,000	2009/10/20
18947	Citigroup Global Mkt H Inc.	Cheung Kong Euro Wts Nov 2010	0.250	100 per 100 units	2010/11/29	160,000,000	2009/10/20
18951	Citigroup Global Mkt H Inc.	Ch Railway Cons Eu Wts Oct10	0.250	10.8800	2010/10/18	160,000,000	2009/10/20
18952	Citigroup Global Mkt H Inc.	MTRC European Wts Oct 2010	0.260	33.0000	2010/10/25	160,000,000	2009/10/20
18953	Citigroup Global Mkt H Inc.	Ping An Euro Wts Jun 2010	0.500	70.0000	2010/06/28	80,000,000	2009/10/20
18954	Citigroup Global Mkt H Inc.	SHK Ppt European Wts Oct 2010B	0.250	118.88 per 100 units	2010/10/25	160,000,000	2009/10/20
18938	Goldman Sachs SP (Asia)	HSI European Put Wts Mar 2010 D	0.150	21,400 per 12,000 units	2010/03/30	200,000,000	2009/10/20
18937	Goldman Sachs SP (Asia)	HSI European Put Wts Apr 2010 B	0.250	21,000 per 7,000 units	2010/04/29	200,000,000	2009/10/20
18935	J P Morgan SP BV	Tencent European Warrants Jul 2010 A	0.150	148.88 per 100 units	2010/07/05	200,000,000	2009/10/20
15753 <sup>#</sup>	Macquarie Bank Ltd.	HSBC European Warrants Dec 2009	0.039	100 per 100 units	2009/12/30	300,000,000	2009/10/20
18987	ABN AMRO Bank N.V.	CNOOC European Warrants Apr 2010	0.155	12.2800	2010/04/19	200,000,000	2009/10/21
18988	ABN AMRO Bank N.V.	PetroChina European Warrants Oct 2010	0.153	10.4000	2010/10/18	200,000,000	2009/10/21
18989	ABN AMRO Bank N.V.	Tencent Holdings European Wts May 2010	0.250	153.33 per 100 units	2010/05/25	200,000,000	2009/10/21
18985	BNP Paribas Arbit Issu B.V.	Tencent Holdings Eu Wts Jul 10	0.260	162.80 per 100 units	2010/07/29	200,000,000	2009/10/21
18984	Credit Suisse	Tencent Holdings European Warrants Oct 2010	0.250	138.88 per 100 units	2010/10/25	200,000,000	2009/10/21
18967	HK Bank	BYD European Warrants Jun 2010	0.250	100 per 100 units	2010/06/22	180,000,000	2009/10/21
18966	HK Bank	Lenovo European Warrants Sep 2010	0.860	6.08 per unit	2010/09/22	120,000,000	2009/10/21
18986	KBC Fin Products Int'l Ltd.	HSI Euro Put Wts Apr 2010 A	0.250	24,000 per 18,000 units	2010/04/29	400,000,000	2009/10/21
18943	Macquarie Bank Ltd.	China Mobile European Wts Aug 2010	0.150	75.88 per 100 units	2010/08/02	300,000,000	2009/10/21
18978	Macquarie Bank Ltd.	China Unicom European Wts Apr 2010	0.150	12.6800	2010/04/16	300,000,000	2009/10/21
18955	Macquarie Bank Ltd.	Denway Motors European Wts Jun 2010	0.543	4 per unit	2010/06/29	200,000,000	2009/10/21
18956	Macquarie Bank Ltd.	HSBC European Warrants Jul 2010 C	0.747	98.0000	2010/07/05	200,000,000	2009/10/21
18957	Macquarie Bank Ltd.	HSBC European Put Warrants Jul 2010 A	0.850	80.0000	2010/07/05	200,000,000	2009/10/21
18958	Macquarie Bank Ltd.	ICBC European Put Warrants May 2010	0.429	5.50 per unit	2010/05/04	128,000,000	2009/10/21

## Newly listed derivative warrants (continued)

Code	Issuer	Name of issue	Issue prices (HK\$)	Strike level/ Subscription price (HK\$) per 10 units	Subscription/ exercise period	Unit issued on initial listing	Listing date
18971	CC Rabobank B.A.	Chi Res Land European Warrants Apr 2010	0.320	17.2000	2010/04/29	80,000,000	2009/10/21
18974	CC Rabobank B.A.	HSBC European Put Warrants Dec 2010 F	0.150	84 per 100 units	2010/12/01	200,000,000	2009/10/21
18973	CC Rabobank B.A.	HSI European Put Warrants Mar 2010	0.169	21,200 per 11,500 units	2010/03/30	200,000,000	2009/10/21
18972	CC Rabobank B.A.	HSI European Put Warrants Apr 2010	0.250	21,600 per 10,000 units	2010/04/29	200,000,000	2009/10/21
18970	CC Rabobank B.A.	HSI European Warrants Jan 2010 F	0.150	21,200 per 11,500 units	2010/01/28	200,000,000	2009/10/21
18968	CC Rabobank B.A.	HSI European Warrants Mar 2010 C	0.153	22,400 per 10,000 units	2010/03/30	200,000,000	2009/10/21
18969	CC Rabobank B.A.	HSI European Warrants Mar 2010 D	0.150	23,000 per 11,000 units	2010/03/30	200,000,000	2009/10/21
18975	CC Rabobank B.A.	PetroChina European Warrants Dec 2010	0.160	10.0000	2010/12/30	220,000,000	2009/10/21
18976	CC Rabobank B.A.	Renhe Comm European Warrants Apr 2010	0.250	1.68 per unit	2010/04/23	60,000,000	2009/10/21
18977	CC Rabobank B.A.	Tencent Holdings European Wts Jun 2010 B	0.250	140 per 100 units	2010/06/10	180,000,000	2009/10/21
18959	SGA Societe Generale Acceptance N.V.	Alibaba Eu Put Wt May10	0.440	18.0000	2010/05/03	100,000,000	2009/10/21
18961	SGA Societe Generale Acceptance N.V.	BYD Eu Put Wts Jul 10	0.250	68 per 100 units	2010/07/05	200,000,000	2009/10/21
18960	SGA Societe Generale Acceptance N.V.	BYD Euro Wts May 10B	0.174	88 per 100 units	2010/05/19	200,000,000	2009/10/21
18962	SGA Societe Generale Acceptance N.V.	Ch COSCO Eu Put Wt May10	0.250	9.8800	2010/05/03	200,000,000	2009/10/21
18979	SGA Societe Generale Acceptance N.V.	CK(H) Eu Wt Jun 2010	0.150	100 per 100 units	2010/06/28	300,000,000	2009/10/21
18963	SGA Societe Generale Acceptance N.V.	Dongfeng Eu Wt Mar10	0.184	10.0000	2010/03/24	200,000,000	2009/10/21
18980	SGA Societe Generale Acceptance N.V.	HWL Eur Wt Apr 2010	0.380	59.0000	2010/04/07	100,000,000	2009/10/21
18981	SGA Societe Generale Acceptance N.V.	HWL Eur Wt Jun 2010 A	0.300	64.0000	2010/06/02	100,000,000	2009/10/21
18964	SGA Societe Generale Acceptance N.V.	Lenovo Eur Wts Apr10B	0.720	4.88 per unit	2010/04/21	80,000,000	2009/10/21
18982	SGA Societe Generale Acceptance N.V.	Petch Eu Wt Jun 2010A	0.150	9.6900	2010/06/02	300,000,000	2009/10/21
18983	SGA Societe Generale Acceptance N.V.	Petch Eu Wt Oct 2010	0.150	10.4000	2010/10/18	300,000,000	2009/10/21
18965	SGA Societe Generale Acceptance N.V.	Tencent Eu Wt Mar 10	0.158	138.88 per 100 units	2010/03/08	200,000,000	2009/10/21
15035 #	Macquarie Bank Ltd.	Cheung Kong European Warrants Dec 09A	0.072	100 per 100 units	2009/12/30	300,000,000	2009/10/21
19009	Credit Suisse	Cheung Kong European Warrants Nov 2010	0.250	113.88 per 100 units	2010/11/29	200,000,000	2009/10/22
19010	Credit Suisse	China Life European Warrants Aug 2010	0.250	39.8800	2010/08/30	200,000,000	2009/10/22
19011	Credit Suisse	CM Bank European Warrants Jun 2010	0.250	21.8800	2010/06/21	200,000,000	2009/10/22
19012	Credit Suisse	CNOOC European Warrants Oct 2010	0.250	13.3800	2010/10/25	200,000,000	2009/10/22
19014	Credit Suisse	A50 China European Warrants Jul 2010	0.250	15.8800	2010/07/26	200,000,000	2009/10/22
19013	Credit Suisse	ICBC European Warrants Dec 2010 C	0.150	6.3800	2010/12/06	200,000,000	2009/10/22
19015	Credit Suisse	PetroChina European Warrants Oct 2010	0.250	11.8800	2010/10/25	200,000,000	2009/10/22
19016	Credit Suisse	Ping An European Warrants Dec 2010	0.150	78 per 100 units	2010/12/28	200,000,000	2009/10/22
10914	Deutsche Bank AG	DJIA European Warrants Jun 2010	0.250	11,000 per 30,000 units	2010/06/21	150,000,000	2009/10/22
10919	Deutsche Bank AG	DJIA European Put Warrants Jun 2010	0.270	10,000 per 40,000 units	2010/06/21	150,000,000	2009/10/22
19021	Deutsche Bank AG	HKEx European Warrants Mar 2010 D	0.150	148 per 100 units	2010/03/29	200,000,000	2009/10/22
10915	Deutsche Bank AG	Nikkei 225 Index European Wts Jun 2010 A	0.250	11,500 per 350 units	2010/06/11	150,000,000	2009/10/22
10920	Deutsche Bank AG	Nikkei 225 Index Euro Put Wts Jun 2010B	0.300	10,000 per 400 units	2010/06/11	150,000,000	2009/10/22
19022	Deutsche Bank AG	Tencent Holdings European Warrants Jun 10A	0.190	153.88 per 100 units	2010/06/21	150,000,000	2009/10/22
18998	HK Bank	China EB Ltd European Warrants Jun 2010	0.250	24.6800	2010/06/25	120,000,000	2009/10/22
18999	HK Bank	CNOOC European Warrants Oct 2010	0.250	14.8800	2010/10/28	220,000,000	2009/10/22
19000	HK Bank	Tencent European Warrants Sep 2010 B	0.250	178.88 per 100 units	2010/09/28	180,000,000	2009/10/22
19006	J P Morgan SP BV	BYD European Warrants May 2010 A	0.250	93.88 per 100 units	2010/05/18	150,000,000	2009/10/22
19007	J P Morgan SP BV	CNPC European Warrants Oct 2010 A	0.250	8.8800	2010/10/28	188,000,000	2009/10/22
19008	J P Morgan SP BV	Foxconn European Warrants Dec 2010	0.250	6.8800	2010/12/30	188,000,000	2009/10/22

## Newly listed derivative warrants (continued)

Code	Issuer	Name of issue	Issue prices (HK\$)	Strike level/ Subscription price (HK\$) per 10 units	Subscription/ exercise period	Unit issued on initial listing	Listing date
19017	KBC Fin Products Int'l Ltd.	CC Bank Euro Wts Apr 2010 A	1.080	5.98 per unit	2010/04/22	178,000,000	2009/10/22
19018	KBC Fin Products Int'l Ltd.	CC Bank Euro Wts Apr 2010 B	0.720	6.68 per unit	2010/04/22	138,000,000	2009/10/22
19019	KBC Fin Products Int'l Ltd.	CC Bank Euro Wts Apr 2010 C	0.360	7.68 per unit	2010/04/09	268,000,000	2009/10/22
19020	KBC Fin Products Int'l Ltd.	CNOOC European Wts Jun 2010	0.250	12.8800	2010/06/10	400,000,000	2009/10/22
18990	Macquarie Bank Ltd.	Angang Steel European Wts Mar 2010	0.172	19.7000	2010/03/17	200,000,000	2009/10/22
18991	Macquarie Bank Ltd.	BOCL European Warrants Jan 2010	0.166	4.99 per unit	2010/01/22	100,000,000	2009/10/22
18993	Macquarie Bank Ltd.	China COSCO European Warrants Jun 2010	0.164	12.8900	2010/06/22	200,000,000	2009/10/22
18994	Macquarie Bank Ltd.	CITIC Bank European Warrants Mar 2010	0.347	6.29 per unit	2010/03/30	150,000,000	2009/10/22
18992	Macquarie Bank Ltd.	HSI European Warrants Mar 2010	0.203	24,800 per 5,800 units	2010/03/30	300,000,000	2009/10/22
18996	Macquarie Bank Ltd.	HSI European Put Warrants Mar 2010 B	0.151	18,800 per 7,800 units	2010/03/30	300,000,000	2009/10/22
18995	Macquarie Bank Ltd.	Shimao Ppt European Warrants Mar 2010B	0.151	18.8900	2010/03/17	200,000,000	2009/10/22
19001	Macquarie Bank Ltd.	Tencent European Put Warrants Apr 2010	0.250	140 per 100 units	2010/04/29	200,000,000	2009/10/22
18997	Macquarie Bank Ltd.	Zijin Mining European Put Wts Sep 2010	0.250	8.5000	2010/09/02	100,000,000	2009/10/22
19002	UBS AG	BYD European Warrants Jun 2010 A	0.250	81.88 per 100 units	2010/06/14	100,000,000	2009/10/22
19003	UBS AG	BYD European Warrants Jul 2010 A	0.230	88.88 per 100 units	2010/07/26	100,000,000	2009/10/22
19004	UBS AG	Tencent Holdings European Warrants May 2010 A	0.250	148.88 per 100 units	2010/05/31	100,000,000	2009/10/22
19005	UBS AG	Tencent Holdings European Warrants Jun 2010 A	0.210	160 per 100 units	2010/06/28	100,000,000	2009/10/22
16782 #	Macquarie Bank Ltd.	Huaneng Power European Wts Jan 2010	0.024	6.2800	2010/01/18	450,000,000	2009/10/22
17909 #	CC Rabobank B.A.	HSI European Put Warrants Feb 2010 C	0.083	20,000 per 10,000 units	2010/02/25	150,000,000	2009/10/22
19037	BNP Paribas Arbit Issu B.V.	CC Bank European Put Wts Nov10	0.160	6.8900	2010/11/02	200,000,000	2009/10/23
19026	BNP Paribas Arbit Issu B.V.	CNOOC European Wts Aug 2010 B	0.250	13.3800	2010/08/30	200,000,000	2009/10/23
19027	BNP Paribas Arbit Issu B.V.	CNOOC European Wts Oct 2010	0.250	14.0800	2010/10/25	200,000,000	2009/10/23
19031	BNP Paribas Arbit Issu B.V.	CNOOC European Put Wts Oct10	0.250	10.9800	2010/10/25	200,000,000	2009/10/23
19025	BNP Paribas Arbit Issu B.V.	Sinopec Corp Euro Wts May 2010	0.370	8.68 per unit	2010/05/31	200,000,000	2009/10/23
19030	BNP Paribas Arbit Issu B.V.	Sinopec Corp Eur Put Wt Jun 10	0.480	6.08 per unit	2010/06/14	200,000,000	2009/10/23
19039	BNP Paribas Arbit Issu B.V.	HKEx European Wts Jun 2010	0.260	145 per 100 units	2010/06/03	200,000,000	2009/10/23
19040	BNP Paribas Arbit Issu B.V.	HKEx European Put Wts May 2010	0.260	140 per 100 units	2010/05/04	200,000,000	2009/10/23
19034	BNP Paribas Arbit Issu B.V.	HSI European Wts May 2010	0.250	24,000 per 10,000 units	2010/05/28	300,000,000	2009/10/23
19033	BNP Paribas Arbit Issu B.V.	HSI European Wts Apr 2010 B	0.250	23,600 per 10,000 units	2010/04/29	300,000,000	2009/10/23
19035	BNP Paribas Arbit Issu B.V.	HSI Euro Put Wts Apr 2010 C	0.280	21,600 per 10,000 units	2010/04/29	300,000,000	2009/10/23
19036	BNP Paribas Arbit Issu B.V.	HSI Euro Put Wts Apr 2010 D	0.310	22,800 per 11,000 units	2010/04/29	300,000,000	2009/10/23
19038	BNP Paribas Arbit Issu B.V.	ICBC European Put Wts Nov11	0.250	6.4900	2011/11/03	200,000,000	2009/10/23
19029	BNP Paribas Arbit Issu B.V.	PetroCh Euro Wts Jun 2010 B	0.480	12.88 per unit	2010/06/23	180,000,000	2009/10/23
19028	BNP Paribas Arbit Issu B.V.	PetroCh Euro Wts Oct 2010	0.250	10.0800	2010/10/25	200,000,000	2009/10/23
19032	BNP Paribas Arbit Issu B.V.	PetroCh European Put Wts Nov10	0.250	9.6800	2010/11/01	200,000,000	2009/10/23
10916	Deutsche Bank AG	Silver European Warrants Aug 2010	0.250	21 per 100 units	2010/08/03	50,000,000	2009/10/23
10922	Deutsche Bank AG	Silver European Put Warrants Aug 2010	0.250	16 per 100 units	2010/08/03	50,000,000	2009/10/23
19024	HK Bank	Foxconn European Warrants Sep 2010	0.250	7.8800	2010/09/28	180,000,000	2009/10/23
19023	Macquarie Bank Ltd.	Huaneng Power European Wts Mar 2010	0.282	6.89 per unit	2010/03/18	100,000,000	2009/10/23
18413 #	CC Rabobank B.A.	CNOOC European Put Warrants Mar 2010	0.041	10.0000	2010/03/22	250,000,000	2009/10/23
19057	BNP Paribas Arbit Issu B.V.	BOCL European Wts May 2010	0.380	4.99 per unit	2010/05/04	200,000,000	2009/10/27
19058	BNP Paribas Arbit Issu B.V.	BOCL European Wts Jun 2010	0.290	5.49 per unit	2010/06/03	200,000,000	2009/10/27
19059	BNP Paribas Arbit Issu B.V.	BOCL European Put Warrants Jul10	0.640	4.38 per unit	2010/07/05	100,000,000	2009/10/27

## Newly listed derivative warrants (continued)

Code	Issuer	Name of issue	Issue prices (HK\$)	Strike level/ Subscription price (HK\$) per 10 units	Subscription/ exercise period	Unit issued on initial listing	Listing date
19060	BNP Paribas Arbit Issu B.V.	BankComm European Warrants Aug10	0.190	10.2800	2010/08/16	200,000,000	2009/10/27
19061	BNP Paribas Arbit Issu B.V.	BankComm European Warrants Nov10A	0.250	10.9900	2010/11/03	200,000,000	2009/10/27
19047	BNP Paribas Arbit Issu B.V.	Ch Mobile Euro Wts May 2010	0.690	92.5000	2010/05/04	200,000,000	2009/10/27
19062	BNP Paribas Arbit Issu B.V.	CM Bank European Warrants Apr10	0.150	20.0000	2010/04/26	200,000,000	2009/10/27
19048	BNP Paribas Arbit Issu B.V.	Ch Mobile Eu Put Wt Jun 2010 B	0.320	105 per 100 units	2010/06/04	200,000,000	2009/10/27
19050	HK Bank	China Mobile European Warrants Apr 2010 B	0.250	132.8800	2010/04/28	220,000,000	2009/10/27
19051	HK Bank	Geely Auto European Warrants Jun 2010 A	0.280	3.68 per unit	2010/06/25	80,000,000	2009/10/27
19052	HK Bank	Hidili Industry European Warrants Jun 2010	0.250	10.2800	2010/06/25	120,000,000	2009/10/27
19053	HK Bank	Zhaojin Mining European Warrants Jun 2010	0.250	18.8800	2010/06/25	120,000,000	2009/10/27
19063	KBC Fin Products Int'l Ltd.	Tencent Holdings Euro Wt May10	0.290	146.88 per 100 units	2010/05/03	268,000,000	2009/10/27
19064	KBC Fin Products Int'l Ltd.	Tencent Holdings Eu Wt Jun10A	0.370	133.88 per 100 units	2010/06/08	208,000,000	2009/10/27
19065	KBC Fin Products Int'l Ltd.	Tencent Holdings Eu Wt Jun10B	0.250	168.88 per 100 units	2010/06/01	308,000,000	2009/10/27
19041	Macquarie Bank Ltd.	Franshion PPT European Warrants Jul 10	0.297	3.18 per unit	2010/07/27	100,000,000	2009/10/27
19042	Macquarie Bank Ltd.	Fushan Energy European Warrants Nov 10	0.251	6.2800	2010/11/30	150,000,000	2009/10/27
19043	Macquarie Bank Ltd.	Geely Auto European Warrants Jul 2010	0.344	3.80 per unit	2010/07/29	88,000,000	2009/10/27
19044	Macquarie Bank Ltd.	Hidili Industry European Warrants Jul10	0.250	10.8800	2010/07/27	150,000,000	2009/10/27
19045	Macquarie Bank Ltd.	KWG Property European Warrants Jul 10	0.842	6.88 per unit	2010/07/27	50,000,000	2009/10/27
19046	Macquarie Bank Ltd.	Zhaojin Mining European Warrants Jun10	0.284	18.1800	2010/06/29	500,000,000	2009/10/27
10917	SGA Societe Generale Acceptance N.V.	AUD/USD Eur Wt May 10	0.280	0.985 per 1 units	2010/05/10	100,000,000	2009/10/27
10921	SGA Societe Generale Acceptance N.V.	AUD/USD Eu Put Wt May 10	0.450	0.89 per 1 units	2010/05/10	100,000,000	2009/10/27
19055	SGA Societe Generale Acceptance N.V.	CCoal Eur Wt Apr 2010	0.150	11.9800	2010/04/07	200,000,000	2009/10/27
19054	SGA Societe Generale Acceptance N.V.	CNPC Euro Wts Sep 10	0.250	8.8800	2010/09/22	200,000,000	2009/10/27
19049	SGA Societe Generale Acceptance N.V.	HSCEI Eu Put Wt Apr 10	0.250	12,800 per 7,000 units	2010/04/29	300,000,000	2009/10/27
19056	SGA Societe Generale Acceptance NV	Zijin Mining Eu Wt Jul10B	0.150	9.3800	2010/07/28	200,000,000	2009/10/27
18323 #	Credit Suisse	Tencent Holdings European Warrants Mar 2010	0.190	138.88 per 100 units	2010/03/12	200,000,000	2009/10/27
14381 #	Merrill Lynch Int'l & Co. C.V.	Ch Telecom Eur Wt Dec 2011	0.066	4.6800	2011/12/19	160,000,000	2009/10/27
19083	ABN AMRO Bank N.V.	BOCL European Warrants May 2010 A	0.377	5.15 per unit	2010/05/03	200,000,000	2009/10/28
19084	ABN AMRO Bank N.V.	BYD European Warrants Jun 2010 A	0.250	98.88 per 100 units	2010/06/30	250,000,000	2009/10/28
19085	ABN AMRO Bank N.V.	CC Bank European Warrants Mar 2010 A	0.447	7.50 per unit	2010/03/30	200,000,000	2009/10/28
19086	ABN AMRO Bank N.V.	Sinopec Corp European Warrants Mar 10B	0.448	7.98 per unit	2010/03/22	200,000,000	2009/10/28
19087	ABN AMRO Bank N.V.	HSBC European Warrants Apr 2010	0.500	100.0000	2010/04/19	200,000,000	2009/10/28
19082	ABN AMRO Bank N.V.	HSI European Warrants Mar 2010 A	0.173	23,000 per 11,000 units	2010/03/30	400,000,000	2009/10/28
19069	BNP Paribas Arbit Issu B.V.	Tencent Holdings Eu Wts Jun10B	0.250	173.38 per 100 units	2010/06/28	200,000,000	2009/10/28
19066	Deutsche Bank AG	BYD European Warrants May 2010 C	0.250	100 per 100 units	2010/05/11	200,000,000	2009/10/28
19080	Deutsche Bank AG	Cheung Kong European Put Wts Aug 2010	0.250	105 per 100 units	2010/08/02	200,000,000	2009/10/28
19081	Deutsche Bank AG	CNOOC European Warrants Jun 2010	0.250	13.5000	2010/06/07	200,000,000	2009/10/28
19079	Deutsche Bank AG	Sinopec Corp European Warrants Mar 2010 B	0.260	9.18 per unit	2010/03/15	150,000,000	2009/10/28
19067	Deutsche Bank AG	PetroChina European Warrants Nov 2010	0.250	12.0000	2010/11/29	200,000,000	2009/10/28
19068	Deutsche Bank AG	Tencent Holdings European Warrants May 10	0.250	168 per 100 units	2010/05/03	200,000,000	2009/10/28
19070	J P Morgan SP BV	China Life European Warrants Mar 2010	0.153	42.8800	2010/03/01	200,000,000	2009/10/28
19071	J P Morgan SP BV	Tencent European Warrants May 2010	0.259	168.88 per 100 units	2010/05/28	200,000,000	2009/10/28
19072	J P Morgan SP BV	Tencent European Warrants Aug 2010	0.250	188.88 per 100 units	2010/08/30	200,000,000	2009/10/28
19075	KBC Fin Products Int'l Ltd.	CNOOC European Wts Jul 2010	0.250	13.5800	2010/07/02	400,000,000	2009/10/28



## Newly listed derivative warrants (continued)

Code	Issuer	Name of issue	Issue prices (HK\$)	Strike level/ Subscription price (HK\$) per 10 units	Subscription/ exercise period	Unit issued on initial listing	Listing date
19076	KBC Fin Products Int'l Ltd.	CNOOC European Wts Aug 2010 A	0.250	15.0800	2010/08/02	400,000,000	2009/10/28
19074	KBC Fin Products Int'l Ltd.	HSI European Wts Apr 2010	0.250	24,800 per 9,400 units	2010/04/29	400,000,000	2009/10/28
19077	KBC Fin Products Int'l Ltd.	PetroChina Euro Wts Aug 2010	0.250	10.1800	2010/08/02	400,000,000	2009/10/28
19078	KBC Fin Products Int'l Ltd.	PetroChina Euro Wts Oct 2010 A	0.250	11.6800	2010/10/04	400,000,000	2009/10/28
19073	Macquarie Bank Ltd.	CM Bank European Warrants Jul 2010	0.251	22.8800	2010/07/02	200,000,000	2009/10/28
14617 *	Merrill Lynch Int'l & Co. C.V.	Ch Mobile Eur Wt May 2010	0.061	81.88 per 100 units	2010/05/03	500,000,000	2009/10/28
19114	BNP Paribas Arbit Issu B.V.	Cheung Kong Euro Wts Nov10 A	0.190	120.08 per 100 units	2010/11/22	200,000,000	2009/10/29
19116	BNP Paribas Arbit Issu B.V.	China Life Euro Wts May 2010	0.250	46.8800	2010/05/28	200,000,000	2009/10/29
19115	BNP Paribas Arbit Issu B.V.	China Life Euro Wts Jul 2010 A	0.590	36.3800	2010/07/05	200,000,000	2009/10/29
19117	BNP Paribas Arbit Issu B.V.	China Life Euro Wts Mar 2011	0.480	48.8800	2011/03/08	200,000,000	2009/10/29
19119	BNP Paribas Arbit Issu B.V.	A50 China Euro Wts Sep 2010	0.250	16.6800	2010/09/27	200,000,000	2009/10/29
19120	BNP Paribas Arbit Issu B.V.	A50 China Euro Put Wts May 10	0.250	14.8800	2010/05/12	200,000,000	2009/10/29
10918	BNP Paribas Arbit Issu B.V.	Gold European Warrants Oct 10	0.265	1,288 per 4,000 units	2010/10/20	200,000,000	2009/10/29
19113	BNP Paribas Arbit Issu B.V.	SHK Ppt European Warrants Sep10	0.250	132.28 per 100 units	2010/09/13	200,000,000	2009/10/29
19124	Deutsche Bank AG	Cheung Kong European Warrants Nov 2010	0.250	123 per 100 units	2010/11/15	200,000,000	2009/10/29
19125	Deutsche Bank AG	CM Bank European Warrants May 2010	0.250	22.0000	2010/05/03	150,000,000	2009/10/29
19126	Deutsche Bank AG	China Overseas European Warrants Mar 10 B	0.150	23.8800	2010/03/01	150,000,000	2009/10/29
19118	Deutsche Bank AG	HSI European Warrants Apr 2010 D	0.250	23,000 per 10,000 units	2010/04/29	300,000,000	2009/10/29
19121	Deutsche Bank AG	HSI European Warrants Apr 2010 E	0.260	23,600 per 10,000 units	2010/04/29	300,000,000	2009/10/29
19122	Deutsche Bank AG	HSI European Put Warrants Apr 2010 B	0.280	22,800 per 11,000 units	2010/04/29	300,000,000	2009/10/29
19123	Deutsche Bank AG	HSI European Put Warrants Apr 2010 C	0.310	23,400 per 11,000 units	2010/04/29	300,000,000	2009/10/29
19108	Macquarie Bank Ltd.	CC Bank European Warrants May 2010 A	0.441	8 per unit	2010/05/04	150,000,000	2009/10/29
19110	Macquarie Bank Ltd.	CC Bank European Put Warrants Jul 2010	0.501	6 per unit	2010/07/05	150,000,000	2009/10/29
19109	Macquarie Bank Ltd.	CNOOC European Warrants Oct 2010	0.269	14.0000	2010/10/05	200,000,000	2009/10/29
19111	Macquarie Bank Ltd.	CNOOC European Put Warrants Jul 2010	0.268	12.0000	2010/07/05	200,000,000	2009/10/29
19096	Merrill Lynch Int'l & Co. C.V.	Ch Overseas Eur Put Wts Jun10	0.270	16.3900	2010/06/07	150,000,000	2009/10/29
19088	Merrill Lynch Int'l & Co. C.V.	CNOOC European Wts Aug10A	0.275	13.5900	2010/08/09	200,000,000	2009/10/29
19089	Merrill Lynch Int'l & Co. C.V.	CNOOC European Wts Aug10B	0.250	14.9900	2010/08/30	200,000,000	2009/10/29
19090	Merrill Lynch Int'l & Co. C.V.	Ch Overseas Eur Wt Jun 10 B	0.250	21.9900	2010/06/21	150,000,000	2009/10/29
19092	Merrill Lynch Int'l & Co. C.V.	HSBC Euro Wts May 2010 A	0.560	99.9000	2010/05/17	200,000,000	2009/10/29
19091	Merrill Lynch Int'l & Co. C.V.	JX Copper Euro Wts Oct 2010	0.345	22.9900	2010/10/18	150,000,000	2009/10/29
19093	Merrill Lynch Int'l & Co. C.V.	PetroChina Eu Wt Dec 2010 A	0.157	10.9900	2010/12/29	200,000,000	2009/10/29
19095	Merrill Lynch Int'l & Co. C.V.	SHK Ppt Euro Wts Jun 2010	0.178	138.89 per 100 units	2010/06/21	200,000,000	2009/10/29
19099	Merrill Lynch Int'l & Co. C.V.	SHK Ppt Euro Put Wts Jun 10	0.150	108.89 per 100 units	2010/06/14	200,000,000	2009/10/29
19094	Merrill Lynch Int'l & Co. C.V.	Shimao Ppt Euro Wt Mar 2010	0.174	18.8900	2010/03/29	150,000,000	2009/10/29
19104	SGA Societe Generale Acceptance N.V.	CHALCO Eu Put Wt Jul10	0.250	8.8800	2010/07/05	200,000,000	2009/10/29
19097	SGA Societe Generale Acceptance N.V.	Shenhua Eu Wt Jun 10	0.340	45.0000	2010/06/02	80,000,000	2009/10/29
19105	SGA Societe Generale Acceptance N.V.	JIANG Eu Put Wt May10	0.270	16.8800	2010/05/05	150,000,000	2009/10/29
19098	SGA Societe Generale Acceptance N.V.	Lenovo Eur Wts May 10	0.770	5.68 per unit	2010/05/05	80,000,000	2009/10/29
19100	SGA Societe Generale Acceptance N.V.	Nine Dragons Eu Wt Jun10	0.210	14.8800	2010/06/21	200,000,000	2009/10/29
19101	SGA Societe Generale Acceptance N.V.	Petch Eu Wt Dec 2010B	0.150	11.0000	2010/12/29	200,000,000	2009/10/29
19102	SGA Societe Generale Acceptance N.V.	SHK P Eu Wt Jun 2010	0.150	138.88 per 100 units	2010/06/21	200,000,000	2009/10/29
19103	SGA Societe Generale Acceptance N.V.	Tencent Eu Wt Jul 10B	0.250	168 per 100 units	2010/07/05	200,000,000	2009/10/29

## Newly listed derivative warrants (continued)

Code	Issuer	Name of issue	Issue prices (HK\$)	Strike level/ Subscription price (HK\$) per 10 units	Subscription/ exercise period	Unit issued on initial listing	Listing date
19127	SGA Societe Generale Acceptance N.V.	Tencent Eu Put Wt Jun10	0.250	128 per 100 units	2010/06/09	200,000,000	2009/10/29
19107	SGA Societe Generale Acceptance N.V.	Zijin Eu Put Wt Jun10	0.250	8.8800	2010/06/02	200,000,000	2009/10/29
19112	UBS AG	HSBC European Warrants Apr 2010 C	0.450	100.0000	2010/04/12	80,000,000	2009/10/29
19128	ABN AMRO Bank N.V.	China Mobile European Wts Apr 2010 A	0.150	70.88 per 100 units	2010/04/13	400,000,000	2009/10/30
19129	ABN AMRO Bank N.V.	China Mobile European Wts Apr 2010 B	0.970	83.8800	2010/04/30	100,000,000	2009/10/30
19150	BNP Paribas Arbit Issu B.V.	BYD European Warrants Jul 2010	0.250	89.88 per 100 units	2010/07/02	200,000,000	2009/10/30
19142	J P Morgan SP BV	BOC HK European Warrants Jun 2010	0.250	22.0000	2010/06/29	188,000,000	2009/10/30
19143	J P Morgan SP BV	Cheung Kong European Warrants Oct 2010	0.250	118.88 per 100 units	2010/10/25	200,000,000	2009/10/30
19145	J P Morgan SP BV	China Shenhua European Warrants Jun 2010	0.250	42.8800	2010/06/21	100,000,000	2009/10/30
19146	J P Morgan SP BV	Foxconn European Warrants Oct 2010	0.250	8.8800	2010/10/28	200,000,000	2009/10/30
19147	J P Morgan SP BV	R&F Ppt European Warrants May 2010	0.250	21.8800	2010/05/24	100,000,000	2009/10/30
19148	J P Morgan SP BV	SHK Ppt European Warrants Jun 2010 A	0.150	138.88 per 100 units	2010/06/21	200,000,000	2009/10/30
19149	J P Morgan SP BV	SHK Ppt European Warrants Dec 2010	0.250	158.88 per 100 units	2010/12/20	200,000,000	2009/10/30
19130	Macquarie Bank Ltd.	Sinopec Corp European Wts Mar 2010	0.319	8 per unit	2010/03/29	200,000,000	2009/10/30
19131	Macquarie Bank Ltd.	Sinopec Corp Euro Put Wts May 2010	0.405	6 per unit	2010/05/04	128,000,000	2009/10/30
19132	Macquarie Bank Ltd.	Datang European Warrants Mar 2010	0.261	5.89 per unit	2010/03/10	50,000,000	2009/10/30
19136	Merrill Lynch Int'l & Co. C.V.	Ch Mobile Eu Put Wt Jun 11	0.167	73.99 per 100 units	2011/06/07	200,000,000	2009/10/30
19138	Merrill Lynch Int'l & Co. C.V.	CITBK European Wts May10	0.570	6.49 per unit	2010/05/17	150,000,000	2009/10/30
19133	Merrill Lynch Int'l & Co. C.V.	China Life Eu Wt Jun 2010	0.285	42.9900	2010/06/07	200,000,000	2009/10/30
19137	Merrill Lynch Int'l & Co. C.V.	Ch Life Eur Put Wt Jun 2010	0.330	32.3900	2010/06/14	150,000,000	2009/10/30
19134	Merrill Lynch Int'l & Co. C.V.	Ch Mobile Eur Wt Oct 2011 A	0.250	65.99 per 100 units	2011/10/18	200,000,000	2009/10/30
19135	Merrill Lynch Int'l & Co. C.V.	Ch Mobile Eur Wt Oct 2011 B	0.152	101.99 per 100 units	2011/10/31	200,000,000	2009/10/30
19140	Merrill Lynch Int'l & Co. C.V.	A50 China Eur Wt Oct 2010	0.219	15.5900	2010/10/04	200,000,000	2009/10/30
19141	Merrill Lynch Int'l & Co. C.V.	A50 China Eur Wt Jan 2011	0.270	16.3900	2011/01/31	200,000,000	2009/10/30
19144	Merrill Lynch Int'l & Co. C.V.	A50 China Eu Put Wt Oct 10	0.250	14.3900	2010/10/18	150,000,000	2009/10/30
19139	Merrill Lynch Int'l & Co. C.V.	Ping An Euro Wts Mar 2011	0.156	74.99 per 100 units	2011/03/28	200,000,000	2009/10/30
19172	ABN AMRO Bank N.V.	HSI European Put Warrants May 2010	0.250	21,800 per 8,500 units	2010/05/28	400,000,000	2009/11/02
19171	ABN AMRO Bank N.V.	HSI European Warrants Mar 2010 B	0.185	23,200 per 8,500 units	2010/03/30	400,000,000	2009/11/02
19173	ABN AMRO Bank N.V.	PetroChina European Warrants Dec 2010	0.250	11.2000	2010/12/28	200,000,000	2009/11/02
10923	Deutsche Bank AG	Gold European Warrants May 2010 B	0.250	1,120 per 5,000 units	2010/05/11	50,000,000	2009/11/02
19156	HK Bank	BYD European Warrants May 2010	0.250	118.88 per 100 units	2010/05/28	220,000,000	2009/11/02
19157	HK Bank	Foxconn European Warrants Aug 2010	0.250	9.2800	2010/08/27	160,000,000	2009/11/02
19158	HK Bank	Tencent European Warrants Aug 2010	0.250	198.88 per 100 units	2010/08/27	180,000,000	2009/11/02
19159	J P Morgan SP BV	BOCL European Warrants May 2010	0.250	5.08 per unit	2010/05/03	100,000,000	2009/11/02
19160	J P Morgan Int'l Der. Ltd.	CC Bank European Wts May 2010	0.300	7.88 per unit	2010/05/31	100,000,000	2009/11/02
19161	J P Morgan SP BV	Hutchison European Warrants Jun 2010	0.250	65.8800	2010/06/07	100,000,000	2009/11/02
19152	Macquarie Bank Ltd.	MTRC European Warrants Jun 2010	0.250	35.0000	2010/06/02	300,000,000	2009/11/02
19162	Merrill Lynch Int'l & Co. C.V.	BOCL European Wts May 2010	0.345	5.19 per unit	2010/05/04	100,000,000	2009/11/02
19166	Merrill Lynch Int'l & Co. C.V.	BOCL European Put Wts May10	0.410	4.29 per unit	2010/05/03	100,000,000	2009/11/02
19167	Merrill Lynch Int'l & Co. C.V.	CM Bank Euro Put Wts May 10	0.250	18.3900	2010/05/17	150,000,000	2009/11/02
19163	Merrill Lynch Int'l & Co. C.V.	CM Bank Euro Wts Jun 2010 B	0.250	21.3900	2010/06/21	150,000,000	2009/11/02
19154	Merrill Lynch Int'l & Co. C.V.	HSI European Warrants Aug10A	0.255	23,900 per 8,000 units	2010/08/30	300,000,000	2009/11/02
19155	Merrill Lynch Int'l & Co. C.V.	HSI European Warrants Oct 10	0.255	25,800 per 8,000 units	2010/10/28	300,000,000	2009/11/02

## Newly listed derivative warrants (continued)

Code	Issuer	Name of issue	Issue prices (HK\$)	Strike level/ Subscription price (HK\$) per 10 units	Subscription/ exercise period	Unit issued on initial listing	Listing date
19153	Merrill Lynch Int'l & Co. C.V.	HSI European Put Wts Jun 10l	0.265	21,200 per 8,500 units	2010/06/29	300,000,000	2009/11/02
19164	Merrill Lynch Int'l & Co. C.V.	ICBC European Wts May 2010A	0.520	6.99 per unit	2010/05/10	100,000,000	2009/11/02
19165	Merrill Lynch Int'l & Co. C.V.	ICBC European Wts Jun 2010	0.395	7.49 per unit	2010/06/21	100,000,000	2009/11/02
19168	Merrill Lynch Int'l & Co. C.V.	ICBC European Put Wts May10	0.485	5.79 per unit	2010/05/03	100,000,000	2009/11/02
19151	SGA Societe Generale Acceptance N.V	HuanengPower Eu Wt Mar10	0.630	6.88 per unit	2010/03/22	60,000,000	2009/11/02
19169	UBS AG	Tencent Holdings European Warrants May 2010 B	0.250	170 per 100 units	2010/05/24	100,000,000	2009/11/02
19170	UBS AG	Tencent Holdings European Warrants Jun 2010 B	0.250	180 per 100 units	2010/06/21	100,000,000	2009/11/02
18415 <sup>#</sup>	ABN AMRO Bank N.V.	China Mobile European Wts Aug 2010	0.083	75.88 per 100 units	2010/08/03	250,000,000	2009/11/02
19186	BNP Paribas Arbit Issu B.V.	CM Bank European Warrants Jul 10	0.250	22.8000	2010/07/02	200,000,000	2009/11/03
19187	BNP Paribas Arbit Issu B.V.	Ping An European Wts May 2011	0.180	78.90 per 100 units	2011/05/09	200,000,000	2009/11/03
19185	Goldman Sachs SP (Asia)	China Life Euro Wts Feb 2010 B	0.150	43.9800	2010/02/25	200,000,000	2009/11/03
19188	KBC Fin Products Int'l Ltd.	CNOOC Euro Put Wts Jun 2010	0.250	13.0000	2010/06/01	400,000,000	2009/11/03
19182	Macquarie Bank Ltd.	Anta Sports European Warrants Jul 2010	0.250	12.0000	2010/07/05	200,000,000	2009/11/03
19174	Macquarie Bank Ltd.	China Life European Wts Jun 2010	0.255	44.0000	2010/06/02	250,000,000	2009/11/03
19176	Macquarie Bank Ltd.	China Life European Put Wts Mar 2010	0.178	34.0000	2010/03/01	200,000,000	2009/11/03
19175	Macquarie Bank Ltd.	Ping An European Warrants Jul 2010	0.620	88.0000	2010/07/05	150,000,000	2009/11/03
19177	Merrill Lynch Int'l & Co. C.V.	CITBK European Wts Jun10	0.425	7.39 per unit	2010/06/07	150,000,000	2009/11/03
19178	Merrill Lynch Int'l & Co. C.V.	ICBC European Wts Mar 2010B	0.224	7.49 per unit	2010/03/01	150,000,000	2009/11/03
19179	Merrill Lynch Int'l & Co. C.V.	Tencent European Wts Mar 10	0.231	138.89 per 100 units	2010/03/08	150,000,000	2009/11/03
19180	Merrill Lynch Int'l & Co. C.V.	Tencent European Wts Jun 10	0.208	159.99 per 100 units	2010/06/28	150,000,000	2009/11/03
19181	Merrill Lynch Int'l & Co. C.V.	Tencent European Wts Oct 10	0.250	169.99 per 100 units	2010/10/18	150,000,000	2009/11/03
19189	Standard Bank PLC	CMOC European Warrants Dec 2010	0.250	6.9800	2010/12/31	100,000,000	2009/11/03
19190	Standard Bank PLC	Jiangxi Copper European Warrants Jul 10	0.250	22.9800	2010/07/23	100,000,000	2009/11/03
19183	UBS AG	China Life European Warrants May 2010 A	0.250	48.8800	2010/05/31	200,000,000	2009/11/03
19184	UBS AG	CNOOC European Warrants Jul 2010	0.250	14.4800	2010/07/26	100,000,000	2009/11/03
17475 <sup>#</sup>	ABN AMRO Bank N.V.	Sinopec Corp European Warrants Dec 2009	0.210	7 per unit	2009/12/21	100,000,000	2009/11/03
14831 <sup>#</sup>	Merrill Lynch Int'l & Co. C.V.	Ch Mobile Eur Wt Aug 2010 A	0.086	75.88 per 100 units	2010/08/09	200,000,000	2009/11/03
19214	BNP Paribas Arbit Issu B.V.	ICBC European Wts Jun 2010 A	0.360	7.68 per unit	2010/06/01	300,000,000	2009/11/04
19205	J P Morgan SP BV	BankComm European Warrants Dec 2010	0.250	11.8800	2010/12/30	300,000,000	2009/11/04
19206	J P Morgan SP BV	China Life European Warrants Jun 2010	0.254	45.8800	2010/06/29	150,000,000	2009/11/04
19207	J P Morgan SP BV	HSBC European Warrants Oct 2010 A	0.159	83.60 per 93 units	2010/10/25	300,000,000	2009/11/04
19208	J P Morgan SP BV	Stanchart European Warrants Jun 2010	0.302	238.88 per 100 units	2010/06/29	100,000,000	2009/11/04
19210	KBC Fin Products Int'l Ltd.	BOCL European Wts May 2010 A	0.560	4.18 per unit	2010/05/04	258,000,000	2009/11/04
19211	KBC Fin Products Int'l Ltd.	BOCL Euro Put Wts Mar 2010 F	0.190	3.88 per unit	2010/03/15	400,000,000	2009/11/04
19212	KBC Fin Products Int'l Ltd.	CC Bank Euro Put Wts May 2010	0.400	6 per unit	2010/05/04	248,000,000	2009/11/04
19213	KBC Fin Products Int'l Ltd.	China Life Eur Put Wt May 10B	0.250	31.4800	2010/05/04	400,000,000	2009/11/04
19192	Macquarie Bank Ltd.	China Shenhua European Wts Jul 2010	0.380	45.0000	2010/07/05	150,000,000	2009/11/04
19193	Macquarie Bank Ltd.	Foxconn European Warrants Jan 2011	0.256	8.0000	2011/01/04	150,000,000	2009/11/04
19194	Macquarie Bank Ltd.	PICC P&C European Warrants Dec 2010 B	0.150	6.8900	2010/12/30	200,000,000	2009/11/04
19195	Macquarie Bank Ltd.	Weichai Power European Warrants Jun 10	0.503	68.0000	2010/06/29	250,000,000	2009/11/04
19196	SGA Societe Generale Acceptance N.V.	BYD Euro Wts Jun 2010	0.192	100 per 100 units	2010/06/14	200,000,000	2009/11/04
19198	SGA Societe Generale Acceptance N.V.	CCB Euro Put Wt Apr10	0.249	5.68 per unit	2010/04/12	60,000,000	2009/11/04
19197	SGA Societe Generale Acceptance N.V	Chi COSCO Euro Wt May 10	0.201	10.9800	2010/05/10	200,000,000	2009/11/04

## Newly listed derivative warrants (continued)

Code	Issuer	Name of issue	Issue prices (HK\$)	Strike level/ Subscription price (HK\$) per 10 units	Subscription/ exercise period	Unit issued on initial listing	Listing date
19199	SGA Societe Generale Acceptance N.V.	CLife Eu Put Wt Mar10	0.197	33.9800	2010/03/03	100,000,000	2009/11/04
19201	SGA Societe Generale Acceptance N.V.	CNOOC Eu Put Wt Oct10	0.174	10.9800	2010/10/18	200,000,000	2009/11/04
19200	SGA Societe Generale Acceptance N.V.	CP&CC Eu Put Wt May10	0.457	6 per unit	2010/05/05	60,000,000	2009/11/04
19204	SGA Societe Generale Acceptance N.V.	A50 Ch Eu Put Wt May 10	0.178	14.8800	2010/05/03	200,000,000	2009/11/04
19202	SGA Societe Generale Acceptance N.V.	ICBC Eu Wt May 2010 A	0.636	6.88 per unit	2010/05/05	80,000,000	2009/11/04
19203	SGA Societe Generale Acceptance N.V.	Petch Eu Put Wt Oct10	0.159	9.6800	2010/10/25	200,000,000	2009/11/04
19209	UBS AG	PetroChina European Warrants Aug 2010 A	0.150	11.4800	2010/08/02	100,000,000	2009/11/04
16343 #	Macquarie Bank Ltd.	China Mobile European Wts Dec 2009	0.040	75 per 100 units	2009/12/30	350,000,000	2009/11/04
17575 #	Macquarie Bank Ltd.	A50 China European Warrants Feb 2010	0.084	15.0000	2010/02/25	500,000,000	2009/11/04
17460 #	CC Rabobank B.A.	Ch Mobile European Warrants Apr 2010 B	0.042	82.28 per 100 units	2010/04/29	250,000,000	2009/11/04
18238 #	CC Rabobank B.A.	HSBC European Warrants Nov 2010	0.093	92.593 per 93 units	2010/11/30	200,000,000	2009/11/04
19235	ABN AMRO Bank N.V.	HSI European Warrants Feb 2010 B	0.205	20,800 per 9,000 units	2010/02/25	400,000,000	2009/11/05
19230	Credit Suisse	China Mobile European Put Warrants Oct 2010	0.250	78.88 per 100 units	2010/10/25	200,000,000	2009/11/05
19229	Credit Suisse	China Life European Put Warrants Jun 2010	0.275	35.8800	2010/06/28	200,000,000	2009/11/05
19232	Credit Suisse	A50 China European Put Warrants Aug 2010	0.250	14.3800	2010/08/30	200,000,000	2009/11/05
19231	Credit Suisse	HKEx European Put Warrants Jul 2010 A	0.250	143.88 per 100 units	2010/07/26	200,000,000	2009/11/05
19223	Citigroup Global Mkt H Inc.	ChiUnicom European Wts Oct 10	0.250	10.8800	2010/10/21	160,000,000	2009/11/05
19215	Citigroup Global Mkt H Inc.	CITIC Bank European Wts Jun 10	0.500	6 per unit	2010/06/21	80,000,000	2009/11/05
19217	Citigroup Global Mkt H Inc.	CITIC Pacific Eu Wt Jun 2010 B	0.250	25.8000	2010/06/22	160,000,000	2009/11/05
19224	Citigroup Global Mkt H Inc.	Cheung Kong Euro Wts Dec 2010A	0.250	108.80 per 100 units	2010/12/21	160,000,000	2009/11/05
19218	Citigroup Global Mkt H Inc.	CNPC European Warrants Jun 10	0.250	8.1800	2010/06/22	160,000,000	2009/11/05
19216	Citigroup Global Mkt H Inc.	China Tel Euro Wts Jul 2010 B	0.500	3.88 per unit	2010/07/21	80,000,000	2009/11/05
19220	Citigroup Global Mkt H Inc.	Li & Fung European Wts Jul 10B	0.250	38.8800	2010/07/21	160,000,000	2009/11/05
19219	Citigroup Global Mkt H Inc.	Lenovo European Warrants Aug10	0.500	5.88 per unit	2010/08/20	80,000,000	2009/11/05
19221	Citigroup Global Mkt H Inc.	New World European Wts Jul 10	0.250	18.8800	2010/07/21	160,000,000	2009/11/05
19222	Citigroup Global Mkt H Inc.	Tencent European Warrants Jul10	0.250	150 per 100 units	2010/07/21	160,000,000	2009/11/05
19238	KBC Fin Products Int'l Ltd.	A50 Ch Euro Wts May 2010	0.250	14.2800	2010/05/20	400,000,000	2009/11/05
19239	KBC Fin Products Int'l Ltd.	A50 Ch Euro Wts Jul 2010 A	0.250	14.8800	2010/07/02	400,000,000	2009/11/05
19240	KBC Fin Products Int'l Ltd.	HSI European Wts May 2010 A	0.250	18,400 per 15,000 units	2010/05/28	400,000,000	2009/11/05
19241	KBC Fin Products Int'l Ltd.	HSI European Wts Jun 2010 A	0.270	16,800 per 17,800 units	2010/06/29	368,000,000	2009/11/05
19242	KBC Fin Products Int'l Ltd.	HSI European Wts Jun 2010 B	0.250	17,600 per 16,800 units	2010/06/29	400,000,000	2009/11/05
19236	KBC Fin Products Int'l Ltd.	ICBC European Wts May 2010 A	0.430	7.08 per unit	2010/05/05	228,000,000	2009/11/05
19237	KBC Fin Products Int'l Ltd.	ICBC European Wts May 2010 B	0.270	7.88 per unit	2010/05/18	368,000,000	2009/11/05
19225	Macquarie Bank Ltd.	Anhui Conch European Warrants Aug 2010	0.150	50.05 per 100 units	2010/08/24	200,000,000	2009/11/05
19226	Macquarie Bank Ltd.	CNBM European Warrants Jun 2010	0.253	20.8800	2010/06/22	200,000,000	2009/11/05
19227	Macquarie Bank Ltd.	HK Gas European Warrants Jul 2010	0.251	22.0000	2010/07/28	200,000,000	2009/11/05
19228	Macquarie Bank Ltd.	Wharf European Warrants Jun 2010 B	0.353	52.0000	2010/06/02	250,000,000	2009/11/05
19233	Standard Bank PLC	China Coal European Warrants Nov 2010	0.250	12.3800	2010/11/26	100,000,000	2009/11/05
19234	Standard Bank PLC	Chi Res Power European Warrants Jul 2010	0.250	20.8800	2010/07/30	100,000,000	2009/11/05
18282 #	BNP Paribas Arbit Issu B.V.	ICBC European Wts Mar 2010	0.167	7.50 per unit	2010/03/02	200,000,000	2009/11/05
18581 #	Merrill Lynch Int'l & Co. C.V.	HSBC Euro Wts Nov 2010	0.091	92.593 per 93 units	2010/11/29	200,000,000	2009/11/05
19245	BOCI Asia Ltd.	Guangzhou Inv European Warrants May 2010	0.470	2.20 per unit	2010/05/20	150,000,000	2009/11/06
19247	BOCI Asia Ltd.	HSI European Warrants May 2010	0.250	22,300 per 10,000 units	2010/05/28	200,000,000	2009/11/06

## Newly listed derivative warrants (continued)

Code	Issuer	Name of issue	Issue prices (HK\$)	Strike level/ Subscription price (HK\$) per 10 units	Subscription/ exercise period	Unit issued on initial listing	Listing date
19246	BOCI Asia Ltd.	Shui On Land European Warrants May 2010	0.950	6 per unit	2010/05/20	150,000,000	2009/11/06
19244	BOCI Asia Ltd.	Tracker Fund European Warrants May 2010	0.250	22.8000	2010/05/20	150,000,000	2009/11/06
19248	BOCI Asia Ltd.	Tracker Fund European Put Warrants May 2010	0.250	20.1000	2010/05/20	150,000,000	2009/11/06
19249	BNP Paribas Arbit Issu B.V.	China Tel Euro Wts Jun 2010 A	0.490	3.80 per unit	2010/06/08	150,000,000	2009/11/06
19258	BNP Paribas Arbit Issu B.V.	CC Bank Euro Wts Sep 2010 B	0.540	8.28 per unit	2010/09/01	300,000,000	2009/11/06
19254	BNP Paribas Arbit Issu B.V.	A50 China Euro Wts Jul 2010	0.260	13.8800	2010/07/12	200,000,000	2009/11/06
19255	BNP Paribas Arbit Issu B.V.	A50 China Euro Wts Aug 2010	0.250	15.3800	2010/08/09	200,000,000	2009/11/06
19256	BNP Paribas Arbit Issu B.V.	A50 China Euro Wts Nov 2010	0.250	18.0000	2010/11/22	200,000,000	2009/11/06
19260	BNP Paribas Arbit Issu B.V.	HSI European Wts Jun 2010 A	0.330	25,000 per 8,000 units	2010/06/29	200,000,000	2009/11/06
19261	BNP Paribas Arbit Issu B.V.	HSI Euro Put Wts May 2010 A	0.390	22,000 per 10,000 units	2010/05/28	200,000,000	2009/11/06
19250	BNP Paribas Arbit Issu B.V.	Hutchison European Wts Jun 10A	0.460	65.8000	2010/06/28	100,000,000	2009/11/06
19257	BNP Paribas Arbit Issu B.V.	PetroCh Euro Wts Aug 2010	0.250	8.3800	2010/08/09	200,000,000	2009/11/06
19259	BNP Paribas Arbit Issu B.V.	Tencent Holdings Eu Wts May 10	0.260	137.88 per 100 units	2010/05/31	200,000,000	2009/11/06
19262	Goldman Sachs SP (Asia)	HSBC European Warrants Feb 2010	0.720	86.0000	2010/02/22	200,000,000	2009/11/06
19243	Macquarie Bank Ltd.	Cheung Kong European Put Wts Nov 2010	0.250	100 per 100 units	2010/11/02	300,000,000	2009/11/06
19253	SGA Societe Generale Acceptance N.V.	Ch Mob Eu Wt Jun 10A	0.375	90.0000	2010/06/07	60,000,000	2009/11/06
19251	SGA Societe Generale Acceptance N.V.	Ch Mob Eu Wt May 10A	0.830	75.0000	2010/05/17	60,000,000	2009/11/06
19252	SGA Societe Generale Acceptance N.V.	Ch Mob Eu Wt May 10B	0.520	83.0000	2010/05/10	60,000,000	2009/11/06
19264	HK Bank	China Tel European Warrants Sep 2010	0.360	5.38 per unit	2010/09/29	120,000,000	2009/11/09
19263	HK Bank	Sinoma European Warrants Sep 2010	0.250	8.6800	2010/09/29	160,000,000	2009/11/09
19275	KBC Fin Products Int'l Ltd.	BYD European Warrants May 10 A	0.320	52.88 per 100 units	2010/05/10	150,000,000	2009/11/09
19276	KBC Fin Products Int'l Ltd.	BYD European Warrants May 10 B	0.250	69.80 per 100 units	2010/05/10	150,000,000	2009/11/09
19277	KBC Fin Products Int'l Ltd.	BYD European Warrants May 10 C	0.250	86 per 100 units	2010/05/10	150,000,000	2009/11/09
19278	KBC Fin Products Int'l Ltd.	China Tel Euro Wts Apr 2010	0.176	4 per unit	2010/04/08	208,000,000	2009/11/09
19279	KBC Fin Products Int'l Ltd.	China Tel Euro Wts May 2010 A	0.480	3.60 per unit	2010/05/10	208,000,000	2009/11/09
19280	KBC Fin Products Int'l Ltd.	China Tel Euro Wts May 2010 B	0.250	4.48 per unit	2010/05/10	208,000,000	2009/11/09
19266	CC Rabobank B.A.	Ch Mobile European Warrants May 2010	0.490	86.0000	2010/05/28	50,000,000	2009/11/09
19265	CC Rabobank B.A.	CC Bank European Warrants May 2010	0.290	8.60 per unit	2010/05/28	50,000,000	2009/11/09
19267	CC Rabobank B.A.	HSBC European Warrants May 2010	0.420	98.0000	2010/05/28	60,000,000	2009/11/09
19268	CC Rabobank B.A.	HSBC European Warrants Jul 2010 B	0.470	102.0000	2010/07/29	60,000,000	2009/11/09
19274	CC Rabobank B.A.	HSBC European Put Warrants May 2010 B	0.360	74.0000	2010/05/28	60,000,000	2009/11/09
19269	CC Rabobank B.A.	Hutchison European Warrants Jul 2010	0.460	62.0000	2010/07/29	50,000,000	2009/11/09
19270	CC Rabobank B.A.	Hutchison European Warrants Sep 2010	0.370	70.0000	2010/09/29	50,000,000	2009/11/09
19271	CC Rabobank B.A.	ICBC European Warrants May 2010	0.250	7.40 per unit	2010/05/28	50,000,000	2009/11/09
19272	CC Rabobank B.A.	PetroChina European Warrants May 2010 B	0.600	11 per unit	2010/05/28	50,000,000	2009/11/09
19273	CC Rabobank B.A.	Tencent Holdings European Wts Jun 2010 C	0.181	153.88 per 100 units	2010/06/28	200,000,000	2009/11/09
19293	ABN AMRO Bank N.V.	A50 China European Put Wts Mar 2010	0.161	13.8800	2010/03/30	300,000,000	2009/11/10
19292	ABN AMRO Bank N.V.	HSBC European Warrants Sep 2010 B	0.155	83.333 per 93 units	2010/09/30	400,000,000	2009/11/10
19281	BOCI Asia Ltd.	A50 China European Warrants Jun 2010	0.250	15.0000	2010/06/21	150,000,000	2009/11/10
19282	BOCI Asia Ltd.	Renhe Comm European Warrants May 2010	0.250	1.75 per unit	2010/05/20	300,000,000	2009/11/10
19285	BNP Paribas Arbit Issu B.V.	BYD European Warrants May 10 A	0.250	78.88 per 100 units	2010/05/31	150,000,000	2009/11/10
19287	BNP Paribas Arbit Issu B.V.	China Tel Euro Wts Jun 2010 B	0.540	3.45 per unit	2010/06/01	150,000,000	2009/11/10
19288	BNP Paribas Arbit Issu B.V.	HSI European Wts Feb 2010	0.200	21,600 per 8,000 units	2010/02/25	300,000,000	2009/11/10

## Newly listed derivative warrants (continued)

Code	Issuer	Name of issue	Issue prices (HK\$)	Strike level/ Subscription price (HK\$) per 10 units	Subscription/ exercise period	Unit issued on initial listing	Listing date
19291	Deutsche Bank AG	China Life European Warrants Feb 2010	0.270	37.6000	2010/02/10	300,000,000	2009/11/10
19286	Deutsche Bank AG	China Life European Warrants Mar 2010 E	0.150	42.0000	2010/03/08	300,000,000	2009/11/10
19289	J P Morgan SP BV	China Mob European Put Warrants Dec 2010	0.250	75 per 100 units	2010/12/30	300,000,000	2009/11/10
19283	J P Morgan SP BV	HSBC European Warrants Jun 2010	0.337	105.0000	2010/06/29	100,000,000	2009/11/10
19284	J P Morgan SP BV	PetroChina European Warrants Mar 2010	0.150	9.0000	2010/03/23	300,000,000	2009/11/10
19290	KBC Fin Products Int'l Ltd.	HSI Euro Put Wts Mar 2010 G	0.160	20,800 per 10,800 units	2010/03/30	588,000,000	2009/11/10
19311	BNP Paribas Arbit Issu B.V.	CHALCO European Wts Aug 2010	0.250	8.2800	2010/08/02	100,000,000	2009/11/11
19312	BNP Paribas Arbit Issu B.V.	CHALCO European Wts Nov 2010	0.250	9.2800	2010/11/01	100,000,000	2009/11/11
19313	BNP Paribas Arbit Issu B.V.	BYD European Warrants May 10 B	0.270	68.88 per 100 units	2010/05/31	200,000,000	2009/11/11
19314	BNP Paribas Arbit Issu B.V.	Jiangxi Copper Eu Wts May 2010	0.270	19.8600	2010/05/11	100,000,000	2009/11/11
19316	Deutsche Bank AG	CC Bank European Warrants May 2010 A	0.520	7.80 per unit	2010/05/17	150,000,000	2009/11/11
19320	Deutsche Bank AG	CC Bank European Put Warrants May 2010	0.450	5.80 per unit	2010/05/17	100,000,000	2009/11/11
19317	Deutsche Bank AG	Sinopec Corp European Warrants May 2010 A	0.690	7.10 per unit	2010/05/17	150,000,000	2009/11/11
19318	Deutsche Bank AG	ICBC European Put Warrants Jun 2010	0.410	5.40 per unit	2010/06/28	100,000,000	2009/11/11
19319	Deutsche Bank AG	PetroChina European Put Wts Oct 2010	0.183	9.6800	2010/10/25	100,000,000	2009/11/11
19315	Macquarie Bank Ltd.	CM Bank European Warrants Jun 2010 B	0.251	25.0000	2010/06/02	250,000,000	2009/11/11
19301	CC Rabobank B.A.	Denway Motors European Warrants Jun 2010	0.530	4.80 per unit	2010/06/29	60,000,000	2009/11/11
19304	CC Rabobank B.A.	HSBC European Warrants Sep 2010 B	0.150	78.60 per 93 units	2010/09/27	250,000,000	2009/11/11
19305	CC Rabobank B.A.	HSBC European Warrants Dec 2010 G	0.150	83.30 per 93 units	2010/12/13	250,000,000	2009/11/11
19299	CC Rabobank B.A.	HSI European Warrants Jun 2010 A	0.250	22,000 per 8,000 units	2010/06/29	200,000,000	2009/11/11
19303	CC Rabobank B.A.	HSI European Put Warrants May 2010	0.250	20,400 per 8,000 units	2010/05/28	200,000,000	2009/11/11
19300	CC Rabobank B.A.	HSI European Put Warrants Jul 2010	0.250	19,600 per 8,000 units	2010/07/29	200,000,000	2009/11/11
19297	CC Rabobank B.A.	HSI European Warrants May 2010 A	0.310	20,400 per 8,000 units	2010/05/28	200,000,000	2009/11/11
19298	CC Rabobank B.A.	HSI European Warrants May 2010 B	0.250	21,600 per 8,000 units	2010/05/28	200,000,000	2009/11/11
19302	CC Rabobank B.A.	Huaneng Power European Warrants Jun 2010	0.630	6.20 per unit	2010/06/29	60,000,000	2009/11/11
19294	SGA Societe Generale Acceptance N.V.	CLife Eu Wt Apr 2010	0.290	38.8800	2010/04/19	200,000,000	2009/11/11
19295	SGA Societe Generale Acceptance N.V.	CLife Eu Wt May 2010A	0.485	35.8800	2010/05/24	200,000,000	2009/11/11
19296	SGA Societe Generale Acceptance N.V.	CLife Eu Wt May 2010B	0.260	41.9800	2010/05/12	200,000,000	2009/11/11
19308	UBS AG	China Unicom European Warrants Jun 2010	0.150	10.0000	2010/06/28	100,000,000	2009/11/11
19306	UBS AG	CM Bank European Warrants Jun 2010 B	0.250	22.8800	2010/06/14	100,000,000	2009/11/11
19307	UBS AG	Ch Railway Cons European Warrants Aug 2010	0.150	11.8800	2010/08/09	100,000,000	2009/11/11
19310	UBS AG	Huaneng Power European Warrants Jun 2010	0.250	5.88 per unit	2010/06/21	100,000,000	2009/11/11
19309	UBS AG	ICBC European Warrants Mar 2010	0.150	7.50 per unit	2010/03/01	100,000,000	2009/11/11
19335	BNP Paribas Arbit Issu B.V.	Bank of EA European Wts Jul10A	0.270	32.8800	2010/07/02	78,000,000	2009/11/12
10924	BNP Paribas Arbit Issu B.V.	Gold European Put Wts Jul 2010	0.285	1,088 per 4,000 units	2010/07/20	200,000,000	2009/11/12
19336	BNP Paribas Arbit Issu B.V.	Hang Seng Bank Eu Wts Oct10	0.150	120.08 per 100 units	2010/10/04	200,000,000	2009/11/12
19332	Deutsche Bank AG	BOCL European Warrants May 2010	0.400	5 per unit	2010/05/17	150,000,000	2009/11/12
19331	Deutsche Bank AG	A50 China European Warrants Jun 2010 A	0.250	15.5000	2010/06/14	150,000,000	2009/11/12
19333	J P Morgan SP BV	China Coal European Warrants Jun 2010	0.151	13.8800	2010/06/17	200,000,000	2009/11/12
19334	J P Morgan SP BV	Dongfeng Motor European Warrants Jul 2010	0.254	12.8800	2010/07/29	138,000,000	2009/11/12
19330	Macquarie Bank Ltd.	Dongfeng Motor European Wts Jun 2010 B	0.251	12.8800	2010/06/02	200,000,000	2009/11/12
19324	Merrill Lynch Int'l & Co. C.V.	BankComm Euro Put Wt Dec10B	0.171	8.9900	2010/12/28	150,000,000	2009/11/12
19321	Merrill Lynch Int'l & Co. C.V.	CM Bank Euro Wts Mar 2010 B	0.188	21.8900	2010/03/16	150,000,000	2009/11/12



## Newly listed derivative warrants (continued)

Code	Issuer	Name of issue	Issue prices (HK\$)	Strike level/ Subscription price (HK\$) per 10 units	Subscription/ exercise period	Unit issued on initial listing	Listing date
19322	Merrill Lynch Int'l & Co. C.V.	CM Bank Euro Wts Jun 2010 C	0.224	22.8900	2010/06/28	150,000,000	2009/11/12
19325	Merrill Lynch Int'l & Co. C.V.	CNOOC Euro Put Wts Jun 2010	0.187	11.9900	2010/06/28	150,000,000	2009/11/12
19326	Merrill Lynch Int'l & Co. C.V.	CNOOC Euro Put Wts Oct 10 B	0.198	10.9900	2010/10/18	150,000,000	2009/11/12
19328	Merrill Lynch Int'l & Co. C.V.	Sinopec Eu Put Warrants Sep10A	0.150	7.2900	2010/09/27	150,000,000	2009/11/12
19329	Merrill Lynch Int'l & Co. C.V.	HSBC Euro Put Wt Dec 2010 C	0.195	88.69 per 100 units	2010/12/20	200,000,000	2009/11/12
19323	Merrill Lynch Int'l & Co. C.V.	PetroChina Eu Wt Dec 2010 B	0.150	9.9900	2010/12/28	150,000,000	2009/11/12
19327	Merrill Lynch Int'l & Co. C.V.	PetroChina Eu Put Wt Oct 10	0.185	9.6900	2010/10/25	150,000,000	2009/11/12
19337	ABN AMRO Bank N.V.	HWL European Warrants May 2010	0.256	63.8800	2010/05/31	150,000,000	2009/11/13
19338	BNP Paribas Arbit Issu B.V.	BOCHK European Warrants Jun 10	0.250	19.8800	2010/06/02	150,000,000	2009/11/13
19339	BNP Paribas Arbit Issu B.V.	MTRC European Warrants May 2010	0.390	26.8800	2010/05/31	60,000,000	2009/11/13
19340	BNP Paribas Arbit Issu B.V.	SHK Ppt European Warrants Jun10	0.170	114.08 per 100 units	2010/06/02	100,000,000	2009/11/13
14831 #	Merrill Lynch Int'l & Co. C.V.	Ch Mobile Eur Wt Aug 2010	0.082	75.88 per 100 units	2010/08/09	320,000,000	2009/11/13
17360 #	Merrill Lynch Int'l & Co. C.V.	Hutchison Euro Wts Jul 2011	0.083	58.89 per 100 units	2011/07/18	320,000,000	2009/11/13
19354	ABN AMRO Bank N.V.	ICBC European Warrants Apr 2010 A	0.404	7.50 per unit	2010/04/19	150,000,000	2009/11/16
19350	BNP Paribas Arbit Issu B.V.	Ch Railway Euro Wts Jan 2011	0.150	7.1800	2011/01/04	200,000,000	2009/11/16
19351	BNP Paribas Arbit Issu B.V.	Ch Shenhua Euro Wts Jun 2010	0.290	48.8800	2010/06/02	200,000,000	2009/11/16
19355	Deutsche Bank AG	Chi Res Land European Warrants Jun 2010	0.330	21.0000	2010/06/21	100,000,000	2009/11/16
19356	Deutsche Bank AG	Dongfeng Motor European Warrants May 10	0.250	13.0000	2010/05/31	100,000,000	2009/11/16
19353	KBC Fin Products Int'l Ltd.	PetroChina Euro Wts Oct 2010 B	0.250	9.1800	2010/10/15	400,000,000	2009/11/16
19344	Macquarie Bank Ltd.	BYD European Warrants Jun 2010	0.250	75 per 100 units	2010/06/02	250,000,000	2009/11/16
19347	Macquarie Bank Ltd.	China Tel European Warrants Jun 2010 A	0.156	4.40 per unit	2010/06/02	100,000,000	2009/11/16
19346	Macquarie Bank Ltd.	China Coal European Warrants Aug 2010A	0.251	13.9800	2010/08/04	250,000,000	2009/11/16
19345	Macquarie Bank Ltd.	Cathay Pacific European Wts Oct 2010	0.253	15.0000	2010/10/05	150,000,000	2009/11/16
19343	SGA Societe Generale Acceptance N.V.	HSBC Eu Wt Jul 2010	0.410	107.8800	2010/07/26	100,000,000	2009/11/16
19341	SGA Societe Generale Acceptance N.V.	HSBC Eu Wt Jun 2010 C	0.650	93.8800	2010/06/07	100,000,000	2009/11/16
19342	SGA Societe Generale Acceptance N.V.	HSBC Eu Wt Jun 2010 D	0.490	100.8800	2010/06/21	100,000,000	2009/11/16
19352	UBS AG	China Coal European Warrants Jun 2010	0.250	13.2800	2010/06/21	100,000,000	2009/11/16
19348	UBS AG	China Shenhua European Warrants May 2010	0.250	40.8800	2010/05/24	100,000,000	2009/11/16
19349	UBS AG	China Shenhua European Warrants Jun 2010	0.270	50.8800	2010/06/21	100,000,000	2009/11/16
17882 #	SGA Societe Generale Acceptance N.V.	Chi COSCO Euro Wt Feb10B	0.128	10.8800	2010/02/17	150,000,000	2009/11/16
19369	Credit Suisse AG	BankComm European Warrants Oct 2010 A	0.150	10.8800	2010/10/25	200,000,000	2009/11/17
19371	Credit Suisse AG	Sinopec Corp European Warrants May 2012	0.250	7.8000	2012/05/28	200,000,000	2009/11/17
19372	Credit Suisse AG	China Shenhua European Warrants Sep 2010	0.250	43.8800	2010/09/27	200,000,000	2009/11/17
19373	Credit Suisse AG	HKEx European Warrants Oct 2010	0.250	158.88 per 100 units	2010/10/25	200,000,000	2009/11/17
19374	Deutsche Bank AG	China Coal European Warrants Jun 2010	0.250	14.5000	2010/06/21	100,000,000	2009/11/17
19375	Deutsche Bank AG	CRCC European Warrants Aug 2010	0.168	11.8800	2010/08/09	100,000,000	2009/11/17
19377	Deutsche Bank AG	HSI European Put Warrants May 2010 A	0.280	22,000 per 9,000 units	2010/05/28	300,000,000	2009/11/17
19378	Deutsche Bank AG	HSI European Put Warrants May 2010 B	0.310	22,600 per 9,000 units	2010/05/28	300,000,000	2009/11/17
19376	Deutsche Bank AG	Huaneng Power European Warrants Jun 2010	0.646	5.80 per unit	2010/06/07	75,000,000	2009/11/17
19357	HK Bank	China Coal European Warrants Nov 2010	0.250	16.8800	2010/11/26	160,000,000	2009/11/17
19358	HK Bank	Yanzhou Coal European Warrants Jul 2010 A	0.250	16.8800	2010/07/27	120,000,000	2009/11/17
19359	CC Rabobank B.A.	BOCL European Warrants May 2010	0.250	5.40 per unit	2010/05/28	60,000,000	2009/11/17
19364	CC Rabobank B.A.	China Mer Hold European Warrants May 2010	0.380	28.0000	2010/05/28	100,000,000	2009/11/17

## Newly listed derivative warrants (continued)

Code	Issuer	Name of issue	Issue prices (HK\$)	Strike level/ Subscription price (HK\$) per 10 units	Subscription/ exercise period	Unit issued on initial listing	Listing date
19361	CC Rabobank B.A.	China Coal European Warrants May 2010	0.250	13.2000	2010/05/28	180,000,000	2009/11/17
19362	CC Rabobank B.A.	China Life European Warrants May 2010 A	0.250	45.6000	2010/05/28	100,000,000	2009/11/17
19363	CC Rabobank B.A.	China Life European Warrants Jun 2010 A	0.250	48.8000	2010/06/29	100,000,000	2009/11/17
19360	CC Rabobank B.A.	CNOOC European Warrants Oct 2010 B	0.178	14.1000	2010/10/25	180,000,000	2009/11/17
19367	CC Rabobank B.A.	CNOOC European Put Warrants Oct 2010	0.178	11.0000	2010/10/25	180,000,000	2009/11/17
19366	CC Rabobank B.A.	Chi Res Land European Warrants May 2010	0.250	21.6000	2010/05/28	120,000,000	2009/11/17
19365	CC Rabobank B.A.	China Shenhua European Warrants May 2010	0.460	42.0000	2010/05/28	80,000,000	2009/11/17
19368	CC Rabobank B.A.	ICBC European Warrants Jun 2010	0.380	8 per unit	2010/06/29	80,000,000	2009/11/17
17746 #	CC Rabobank B.A.	A50 China European Warrants Feb 2010 A	0.107	15.0000	2010/02/25	100,000,000	2009/11/17
18238 #	CC Rabobank B.A.	HSBC European Warrants Nov 2010	0.130	92.593 per 93 units	2010/11/30	100,000,000	2009/11/17
19387	ABN AMRO Bank N.V.	Tencent Holdings European Wts Jun 2010B	0.253	175.88 per 100 units	2010/06/21	200,000,000	2009/11/18
19382	BOCI Asia Ltd.	Guangdong Inv European Warrants Jun 2010	0.670	5 per unit	2010/06/30	100,000,000	2009/11/18
19383	BOCI Asia Ltd.	Tencent Holdings European Warrants May 2010	0.250	150 per 100 units	2010/05/27	100,000,000	2009/11/18
10925	BNP Paribas Arbit Issu B.V.	Gold European Warrants Jul 10	0.250	1,150 per 4,000 units	2010/07/20	200,000,000	2009/11/18
10926	BNP Paribas Arbit Issu B.V.	Gold European Put Wts Oct 2010	0.390	1,188 per 4,000 units	2010/10/20	200,000,000	2009/11/18
19386	Deutsche Bank AG	HSBC European Warrants May 2011	0.150	100.80 per 93 units	2011/05/31	150,000,000	2009/11/18
19384	Deutsche Bank AG	HSI European Warrants May 2010 C	0.260	22,600 per 9,000 units	2010/05/28	300,000,000	2009/11/18
19385	Deutsche Bank AG	HSI European Warrants May 2010 D	0.250	23,200 per 9,000 units	2010/05/28	300,000,000	2009/11/18
19398	Deutsche Bank AG	HSI European Put Warrants May 2010 E	0.250	21,400 per 9,000 units	2010/05/28	300,000,000	2009/11/18
19389	KBC Fin Products Int'l Ltd.	HSBC European Wts May 2010 B	0.350	108.0000	2010/05/18	208,000,000	2009/11/18
19390	KBC Fin Products Int'l Ltd.	HSBC European Wts Jun 2010 F	0.260	112.8000	2010/06/01	328,000,000	2009/11/18
19397	KBC Fin Products Int'l Ltd.	HSI European Wts Aug 2010	0.250	19,800 per 17,500 units	2010/08/30	400,000,000	2009/11/18
19393	KBC Fin Products Int'l Ltd.	HSI European Wts May 2010 B	0.250	21,000 per 13,450 units	2010/05/28	378,000,000	2009/11/18
19394	KBC Fin Products Int'l Ltd.	HSI European Wts May 2010 C	0.263	21,600 per 12,000 units	2010/05/28	388,000,000	2009/11/18
19395	KBC Fin Products Int'l Ltd.	HSI European Wts May 2010 D	0.250	22,200 per 11,000 units	2010/05/28	400,000,000	2009/11/18
19396	KBC Fin Products Int'l Ltd.	HSI European Wts Jun 2010 C	0.250	20,400 per 15,500 units	2010/06/29	400,000,000	2009/11/18
19391	KBC Fin Products Int'l Ltd.	Zijin Mining European Wt Jul10	0.250	7.2800	2010/07/05	200,000,000	2009/11/18
19392	KBC Fin Products Int'l Ltd.	Zijin Mining European Wt Oct10	0.250	8.4800	2010/10/25	200,000,000	2009/11/18
19381	Macquarie Bank Ltd.	HSBC European Put Warrants Jul 2010 B	0.153	93.80 per 100 units	2010/07/05	200,000,000	2009/11/18
19379	SGA Societe Generale Acceptance N.V.	CMB Euro Wts Apr 2010	0.233	22.0000	2010/04/26	100,000,000	2009/11/18
19380	SGA Societe Generale Acceptance N.V.	Dongfeng Eu Wt Jun 10	0.255	12.8800	2010/06/14	150,000,000	2009/11/18
19388	UBS AG	HSBC European Warrants Jun 2010 A	0.250	112.8800	2010/06/07	80,000,000	2009/11/18
16781 #	BNP Paribas Arbit Issu B.V.	Ch Mobile Euro Wts Dec 2010	0.059	83.80 per 100 units	2010/12/02	300,000,000	2009/11/18
19417	Barclays Bank plc	CHALCO European Warrants Jul 2010	0.260	16 per unit	2010/07/05	100,000,000	2009/11/19
19418	Barclays Bank plc	CHALCO European Warrants Oct 2010	0.280	20 per unit	2010/10/04	100,000,000	2009/11/19
19419	Barclays Bank plc	China Coal European Warrants Jul 2010	0.250	14.8000	2010/07/05	100,000,000	2009/11/19
19420	Barclays Bank plc	China Coal European Warrants Oct 2010	0.250	18.0000	2010/10/04	100,000,000	2009/11/19
19416	Barclays Bank plc	CM Bank European Warrants Jul 2010	0.260	23.4000	2010/07/05	100,000,000	2009/11/19
19423	Barclays Bank plc	HSBC European Warrants Jun 2010	0.520	104.0000	2010/06/01	100,000,000	2009/11/19
19424	Barclays Bank plc	HSBC European Warrants Jul 2010 A	0.530	110.0000	2010/07/05	100,000,000	2009/11/19
19425	Barclays Bank plc	HSBC European Warrants Oct 2010	0.420	128.0000	2010/10/04	100,000,000	2009/11/19
19421	Barclays Bank plc	Jiangxi Copper European Warrants Jun 10	0.250	21.8000	2010/06/07	100,000,000	2009/11/19
19422	Barclays Bank plc	Jiangxi Copper European Warrants Oct 10	0.260	23.8000	2010/10/04	100,000,000	2009/11/19

## Newly listed derivative warrants (continued)

Code	Issuer	Name of issue	Issue prices (HK\$)	Strike level/ Subscription price (HK\$) per 10 units	Subscription/ exercise period	Unit issued on initial listing	Listing date
19408	BNP Paribas Arbit Issu B.V.	Bank of EA European Wts Jul10B	0.300	39.8800	2010/07/02	85,000,000	2009/11/19
19426	Credit Suisse	BOCL European Warrants Feb 2013	0.250	5.1900	2013/02/25	200,000,000	2009/11/19
19427	Credit Suisse	China Mobile European Warrants Oct 2011	0.250	88.88 per 100 units	2011/10/31	200,000,000	2009/11/19
19428	Credit Suisse	HSBC European Wts Apr 2011	0.250	105.88 per 100 units	2011/04/26	200,000,000	2009/11/19
19415	Deutsche Bank AG	China Mobile European Warrants Jun 2010 A	0.290	95.0000	2010/06/07	300,000,000	2009/11/19
19414	Deutsche Bank AG	CM Bank European Warrants Jun 2010	0.250	25.5000	2010/06/07	150,000,000	2009/11/19
19409	J P Morgan SP BV	Angang Steel European Warrants Jun 2010	0.251	18.8800	2010/06/29	188,000,000	2009/11/19
19411	J P Morgan SP BV	Ch Comm Cons European Warrants Jun 2010	0.150	9.0800	2010/06/29	200,000,000	2009/11/19
19410	J P Morgan SP BV	China Coal European Warrants Aug 2010	0.250	16.8800	2010/08/30	188,000,000	2009/11/19
19412	J P Morgan SP BV	Shimao Property European Wts Mar 2010	0.150	18.8800	2010/03/16	100,000,000	2009/11/19
19413	J P Morgan SP BV	Yanzhou Coal European Warrants Jun 2010 B	0.250	17.0000	2010/06/29	188,000,000	2009/11/19
19429	KBC Fin Products Int'l Ltd.	BOCL European Wts Apr 2010	0.270	5.38 per unit	2010/04/01	288,000,000	2009/11/19
19434	KBC Fin Products Int'l Ltd.	BOCL Euro Put Wts May 2010 D	0.529	4.58 per unit	2010/05/19	188,000,000	2009/11/19
19430	KBC Fin Products Int'l Ltd.	BOCL European Wts May 2010 B	0.250	5.78 per unit	2010/05/19	288,000,000	2009/11/19
19431	KBC Fin Products Int'l Ltd.	A50 Ch Euro Wts Jun 2010 A	0.157	15.4900	2010/06/07	388,000,000	2009/11/19
19432	KBC Fin Products Int'l Ltd.	A50 Ch Euro Wts Sep 2010	0.156	16.6800	2010/09/17	388,000,000	2009/11/19
19433	KBC Fin Products Int'l Ltd.	A50 Ch Euro Wts Nov 2010	0.150	18.0000	2010/11/15	388,000,000	2009/11/19
19399	Macquarie Bank Ltd.	Bank of EA European Warrants Jun 2010B	0.250	42.0000	2010/06/03	150,000,000	2009/11/19
19400	Macquarie Bank Ltd.	BOCHK European Warrants Jul 2010	0.203	22.0000	2010/07/05	150,000,000	2009/11/19
19401	Macquarie Bank Ltd.	China Coal European Warrants Aug 2010B	0.252	16.0000	2010/08/04	250,000,000	2009/11/19
19406	Macquarie Bank Ltd.	CM Bank European Put Warrants Jun 2010	0.254	19.0000	2010/06/01	300,000,000	2009/11/19
19402	Macquarie Bank Ltd.	Fushan Energy European Warrants Aug 10	0.250	8.3800	2010/08/04	250,000,000	2009/11/19
19403	Macquarie Bank Ltd.	R&F Ppt European Warrants Mar 2010	0.150	20.3800	2010/03/30	150,000,000	2009/11/19
19407	Macquarie Bank Ltd.	SHK Ppt European Put Warrants Jul 2010	0.250	120 per 100 units	2010/07/05	150,000,000	2009/11/19
19404	Macquarie Bank Ltd.	Tencent European Warrants Aug 2010	0.250	180 per 100 units	2010/08/04	200,000,000	2009/11/19
19405	Macquarie Bank Ltd.	Yanzhou Coal European Wts Jul 2010 A	0.250	17.0000	2010/07/05	150,000,000	2009/11/19
15753 #	Macquarie Bank Ltd.	HSBC European Warrants Dec 2009	0.058	100 per 100 units	2009/12/30	600,000,000	2009/11/19
18707 #	ABN AMRO Bank N.V.	BYD European Warrants Apr 2010	0.122	78.88 per 100 units	2010/04/30	200,000,000	2009/11/19
17917 #	ABN AMRO Bank N.V.	HKEx European Warrants Dec 2009 D	0.056	145 per 100 units	2009/12/28	200,000,000	2009/11/19
18869 #	BNP Paribas Arbit Issu B.V.	Ch Mobile Euro Wts Aug 2010	0.077	75.93 per 100 units	2010/08/09	300,000,000	2009/11/19
17675 #	CC Rabobank B.A.	Ch Mobile European Warrants Aug 2010 A	0.080	75.88 per 100 units	2010/08/09	300,000,000	2009/11/19
19451	BNP Paribas Arbit Issu B.V.	China Overseas Euro Wts Jul10	0.250	20.9900	2010/07/05	100,000,000	2009/11/20
19452	BNP Paribas Arbit Issu B.V.	Ch Shenhua Euro Wts Oct 2010	0.630	43.9900	2010/10/05	100,000,000	2009/11/20
19453	BNP Paribas Arbit Issu B.V.	Nine Dragons European Wt Jun10	0.310	12.6800	2010/06/14	100,000,000	2009/11/20
19454	BNP Paribas Arbit Issu B.V.	Ping An European Wts Nov 2011	0.250	87.50 per 100 units	2011/11/04	100,000,000	2009/11/20
19456	Citigroup Global Mkt H Inc.	BOC HK European Wts Aug 2010	0.250	20.8800	2010/08/20	160,000,000	2009/11/20
19455	Citigroup Global Mkt H Inc.	BOCL European Wts May 2010	0.250	5.68 per unit	2010/05/20	160,000,000	2009/11/20
19457	Citigroup Global Mkt H Inc.	BYD European Warrants Nov 2010	0.250	68.88 per 100 units	2010/11/22	160,000,000	2009/11/20
19458	Citigroup Global Mkt H Inc.	CC Bank European Wts May 2010	0.500	7.77 per unit	2010/05/20	80,000,000	2009/11/20
19459	Citigroup Global Mkt H Inc.	China Life Euro Wts May 2010	0.350	42.8800	2010/05/20	114,000,000	2009/11/20
19461	Citigroup Global Mkt H Inc.	CNOOC European Wts Nov 2010	0.250	12.2800	2010/11/22	160,000,000	2009/11/20
19460	Citigroup Global Mkt H Inc.	Chi Res Power Euro Wts Aug10	0.250	18.8800	2010/08/20	160,000,000	2009/11/20
19462	Citigroup Global Mkt H Inc.	Dongfeng European Wts Sep10	0.250	12.8800	2010/09/20	160,000,000	2009/11/20

## Newly listed derivative warrants (continued)

Code	Issuer	Name of issue	Issue prices (HK\$)	Strike level/ Subscription price (HK\$) per 10 units	Subscription/ exercise period	Unit issued on initial listing	Listing date
19463	Citigroup Global Mkt H Inc.	PetroChina Euro Wts Jan 2011	0.250	10.8000	2011/01/20	160,000,000	2009/11/20
19465	Citigroup Global Mkt H Inc.	Ping An Euro Wts Feb 2011	0.250	63.88 per 100 units	2011/02/21	160,000,000	2009/11/20
19469	Deutsche Bank AG	BankComm European Warrants Nov 2010	0.150	11.0000	2010/11/08	150,000,000	2009/11/20
19470	Deutsche Bank AG	CITIC Bank European Warrants Jun 2010	0.500	7.50 per unit	2010/06/14	150,000,000	2009/11/20
19471	Deutsche Bank AG	ICBC European Warrants Jun 2010	0.390	8.30 per unit	2010/06/28	150,000,000	2009/11/20
19466	HK Bank	BOCL European Warrants Aug 2010 A	0.340	6.18 per unit	2010/08/27	160,000,000	2009/11/20
19467	HK Bank	CC Bank European Warrants Jun 2010 A	0.470	8.88 per unit	2010/06/29	160,000,000	2009/11/20
19468	HK Bank	CITIC Bank European Warrants May 2010	0.440	7.68 per unit	2010/05/28	120,000,000	2009/11/20
19449	HK Bank	CM Bank European Warrants Jun 2010	0.250	25.8800	2010/06/29	180,000,000	2009/11/20
19450	HK Bank	Geely Auto European Warrants Aug 2010	0.860	4.28 per unit	2010/08/27	80,000,000	2009/11/20
19446	Macquarie Bank Ltd.	A50 China European Warrants Apr 2010 A	0.150	15.8800	2010/04/23	400,000,000	2009/11/20
19448	Macquarie Bank Ltd.	ICBC European Warrants Jun 2010	0.323	8 per unit	2010/06/02	138,000,000	2009/11/20
19447	Macquarie Bank Ltd.	China Mengniu European Wts Jun 2010	0.251	28.8800	2010/06/07	200,000,000	2009/11/20
19437	SGA Societe Generale Acceptance N.V.	CP&CC Eur Wt Apr 2010	0.570	7.40 per unit	2010/04/28	100,000,000	2009/11/20
19438	SGA Societe Generale Acceptance N.V.	CP&CC Eur Wt May 2010	0.495	7.90 per unit	2010/05/31	100,000,000	2009/11/20
19439	SGA Societe Generale Acceptance N.V.	CP&CC Eur Wt Jul 10B	0.425	8.30 per unit	2010/07/05	100,000,000	2009/11/20
19440	SGA Societe Generale Acceptance N.V.	HSCEI Eu Wt May 2010A	0.250	13,600 per 6,200 units	2010/05/28	300,000,000	2009/11/20
19441	SGA Societe Generale Acceptance N.V.	HSCEI Eu Wt May 2010B	0.250	14,400 per 5,000 units	2010/05/28	300,000,000	2009/11/20
19444	SGA Societe Generale Acceptance N.V.	HSCEI Eu Put Wt May10C	0.250	13,200 per 6,800 units	2010/05/28	300,000,000	2009/11/20
19445	SGA Societe Generale Acceptance N.V.	HSCEI Eu Put Wt May10D	0.280	13,600 per 7,000 units	2010/05/28	300,000,000	2009/11/20
19435	SGA Societe Generale Acceptance N.V.	HSI Eur Wt May 2010 A	0.250	23,600 per 8,500 units	2010/05/28	300,000,000	2009/11/20
19436	SGA Societe Generale Acceptance N.V.	HSI Eur Wt May 2010 B	0.250	24,000 per 8,000 units	2010/05/28	300,000,000	2009/11/20
19442	SGA Societe Generale Acceptance N.V.	HSI Eu Put Wt May10C	0.290	22,400 per 10,000 units	2010/05/28	300,000,000	2009/11/20
19443	SGA Societe Generale Acceptance N.V.	HSI Eu Put Wt May10D	0.310	22,800 per 10,000 units	2010/05/28	300,000,000	2009/11/20
19483	ABN AMRO Bank N.V.	BOCL European Warrants May 2010 B	0.415	5.55 per unit	2010/05/24	200,000,000	2009/11/23
19484	ABN AMRO Bank N.V.	HSBC European Warrants Jun 2010 A	0.779	111.0000	2010/06/21	200,000,000	2009/11/23
19487	ABN AMRO Bank N.V.	Jiangxi Copper European Warrants Jun 10	0.287	25.0000	2010/06/21	200,000,000	2009/11/23
19490	Deutsche Bank AG	BYD European Put Warrants Jun 2010	0.250	70 per 100 units	2010/06/22	150,000,000	2009/11/23
19491	Deutsche Bank AG	CC Bank European Warrants May 2010 B	0.440	9 per unit	2010/05/25	200,000,000	2009/11/23
19492	Deutsche Bank AG	HSI European Warrants May 2010 F	0.250	24,200 per 9,000 units	2010/05/28	300,000,000	2009/11/23
19493	Deutsche Bank AG	Tencent Holdings European Put Wts May10	0.250	135 per 100 units	2010/05/31	150,000,000	2009/11/23
19494	Deutsche Bank AG	Zijin Mining European Warrants May 2010B	0.150	10.0000	2010/05/25	150,000,000	2009/11/23
19489	Goldman Sachs SP (Asia)	HSI European Put Wts May 2010	0.150	21,000 per 10,000 units	2010/05/28	200,000,000	2009/11/23
19488	Goldman Sachs SP (Asia)	HSI European Put Wts Mar 2010 E	0.150	21,800 per 10,000 units	2010/03/30	200,000,000	2009/11/23
19472	HK Bank	Angang Steel European Warrants Aug 2010 A	0.250	24.8800	2010/08/26	120,000,000	2009/11/23
19474	HK Bank	China Overseas European Warrants Nov 2010	0.250	25.8800	2010/11/25	120,000,000	2009/11/23
19477	HK Bank	China Unicom European Warrants Apr 2011	0.250	14.6800	2011/04/28	120,000,000	2009/11/23
19473	HK Bank	China COSCO European Warrants Oct 2010	0.250	16.8800	2010/10/27	120,000,000	2009/11/23
19475	HK Bank	China Shenhua European Warrants Jun 2010	0.350	47.8800	2010/06/25	160,000,000	2009/11/23
19476	HK Bank	China Shenhua European Warrants Nov 2010	0.360	56.8800	2010/11/25	160,000,000	2009/11/23
19478	HK Bank	R&F Ppt European Warrants Oct 2010 A	0.250	24.8800	2010/10/27	120,000,000	2009/11/23
19479	HK Bank	Shimao Ppt European Warrants Oct 2010	0.250	22.8800	2010/10/27	120,000,000	2009/11/23
19482	J P Morgan SP BV	HSBC European Warrants Dec 2010 B	0.250	98 per 100 units	2010/12/30	300,000,000	2009/11/23

## Newly listed derivative warrants (continued)

Code	Issuer	Name of issue	Issue prices (HK\$)	Strike level/ Subscription price (HK\$) per 10 units	Subscription/ exercise period	Unit issued on initial listing	Listing date
19481	KBC Fin Products Int'l Ltd.	HSI European Wts May 2010 E	0.250	25,400 per 8,000 units	2010/05/28	400,000,000	2009/11/23
19485	KBC Fin Products Int'l Ltd.	HSI Euro Put Wts May 2010 F	0.250	24,600 per 16,000 units	2010/05/28	400,000,000	2009/11/23
19486	KBC Fin Products Int'l Ltd.	HSI Euro Put Wts May 2010 G	0.250	25,400 per 18,000 units	2010/05/28	400,000,000	2009/11/23
19480	SGA Societe Generale Acceptance N.V.	ICBC Eu Wt Mar 2010	0.370	7.50 per unit	2010/03/01	100,000,000	2009/11/23
17247 #	Macquarie Bank Ltd.	Bank of EA European Warrants Apr 2010	0.310	36.0000	2010/04/29	200,000,000	2009/11/23
14831 #	Merrill Lynch Int'l & Co. C.V.	Ch Mobile Eur Wt Aug 2010	0.088	75.88 per 100 units	2010/08/09	500,000,000	2009/11/23
17903 #	Merrill Lynch Int'l & Co. C.V.	HSBC Euro Put Wt Jun 2010	0.025	74.01 per 100 units	2010/06/29	400,000,000	2009/11/23
17993 #	Merrill Lynch Int'l & Co. C.V.	HSI European Put Wts Feb10G	0.050	20,200 per 12,000 units	2010/02/25	300,000,000	2009/11/23
19513	ABN AMRO Bank N.V.	BYD European Warrants May 2010	0.156	68.888 per 100 units	2010/05/25	400,000,000	2009/11/24
19515	ABN AMRO Bank N.V.	HSBC European Put Warrants Jun 2010	0.929	90.0000	2010/06/14	200,000,000	2009/11/24
19514	ABN AMRO Bank N.V.	ICBC European Warrants Apr 2010 B	0.343	8.288 per unit	2010/04/28	200,000,000	2009/11/24
19511	BNP Paribas Arbit Issu B.V.	Ch Mobile Euro Wts Jun 2010	0.320	90.8800	2010/06/01	200,000,000	2009/11/24
19510	BNP Paribas Arbit Issu B.V.	Cheung Kong European Wts Oct10	0.150	112.88 per 100 units	2010/10/04	200,000,000	2009/11/24
19512	BNP Paribas Arbit Issu B.V.	Shimao Ppt European Wts Jun10	0.310	14.8000	2010/06/28	100,000,000	2009/11/24
19516	Deutsche Bank AG	China Coal European Warrants Jul 2010	0.250	16.5000	2010/07/05	150,000,000	2009/11/24
19517	Deutsche Bank AG	HSBC European Warrants Mar 2010 B	0.200	120.0000	2010/03/29	200,000,000	2009/11/24
19518	Deutsche Bank AG	HSBC European Warrants Jun 2010 D	0.530	110.0000	2010/06/07	200,000,000	2009/11/24
19500	HK Bank	CITIC Bank European Warrants Aug 2010	0.750	8.38 per unit	2010/08/26	120,000,000	2009/11/24
19501	HK Bank	China Life European Warrants Jun 2010	0.250	49.8800	2010/06/30	180,000,000	2009/11/24
19498	HK Bank	A50 China European Warrants Sep 2010 B	0.250	17.8800	2010/09/28	180,000,000	2009/11/24
19499	HK Bank	A50 China European Warrants Dec 2010	0.250	21.8800	2010/12/30	180,000,000	2009/11/24
19502	HK Bank	ICBC European Warrants May 2010	0.470	7.98 per unit	2010/05/28	120,000,000	2009/11/24
19503	HK Bank	ICBC European Warrants Aug 2010	0.560	8.88 per unit	2010/08/26	120,000,000	2009/11/24
19504	HK Bank	Jiangxi Copper European Warrants Jul 2010	0.280	26.8800	2010/07/30	180,000,000	2009/11/24
19509	KBC Fin Products Int'l Ltd.	ICBC European Wts Jun 2010 A	0.300	8.58 per unit	2010/06/01	328,000,000	2009/11/24
19506	Macquarie Bank Ltd.	CITIC Bank European Warrants Jun 2010	0.441	8 per unit	2010/06/02	150,000,000	2009/11/24
19496	Macquarie Bank Ltd.	HSBC European Warrants Mar 2011	0.250	105 per 100 units	2011/03/02	500,000,000	2009/11/24
19495	Macquarie Bank Ltd.	HSBC European Warrants Jul 2010 D	0.785	110.0000	2010/07/05	500,000,000	2009/11/24
19505	Macquarie Bank Ltd.	HSI European Put Warrants May 2010 A	0.250	20,500 per 6,000 units	2010/05/28	300,000,000	2009/11/24
19507	Macquarie Bank Ltd.	Huaneng Power European Wts Jun 2010	0.320	6.30 per unit	2010/06/02	150,000,000	2009/11/24
19497	Macquarie Bank Ltd.	Jiangxi Copper European Wts Jul 2010 A	0.255	26.0000	2010/07/05	250,000,000	2009/11/24
19508	Macquarie Bank Ltd.	PetroChina European Wts Jun 2010 C	0.429	13 per unit	2010/06/02	150,000,000	2009/11/24
16343 #	Macquarie Bank Ltd.	China Mobile European Wts Dec 2009	0.044	75 per 100 units	2009/12/30	700,000,000	2009/11/24
19526	ABN AMRO Bank N.V.	CC Bank European Warrants Mar 2010 B	0.326	8.38 per unit	2010/03/29	200,000,000	2009/11/25
19527	ABN AMRO Bank N.V.	China Life European Warrants May 2010 A	0.294	41.9900	2010/05/10	300,000,000	2009/11/25
19528	ABN AMRO Bank N.V.	ICBC European Warrants Dec 2010	0.150	6.8880	2010/12/07	600,000,000	2009/11/25
19521	BNP Paribas Arbit Issu B.V.	CNOOC European Wts Jun 2010 B	0.170	12.9000	2010/06/18	200,000,000	2009/11/25
19522	BNP Paribas Arbit Issu B.V.	CNOOC European Wts Apr 2011	0.250	15.9900	2011/04/06	200,000,000	2009/11/25
19523	BNP Paribas Arbit Issu B.V.	PetroCh Euro Wts Jun 2010 C	0.160	9.6800	2010/06/03	200,000,000	2009/11/25
19524	BNP Paribas Arbit Issu B.V.	PetroCh Euro Wts Jul 2010	0.520	13.99 per unit	2010/07/05	100,000,000	2009/11/25
19525	Deutsche Bank AG	China Mobile European Warrants Jun 2010 B	0.450	85.0000	2010/06/07	150,000,000	2009/11/25
19519	Macquarie Bank Ltd.	Nine Dragons European Wts May 2010 B	0.251	15.5000	2010/05/25	200,000,000	2009/11/25
19520	Macquarie Bank Ltd.	PetroChina European Put Wts Oct 2010	0.166	9.6600	2010/10/25	250,000,000	2009/11/25

## Newly listed derivative warrants (continued)

Code	Issuer	Name of issue	Issue prices (HK\$)	Strike level/ Subscription price (HK\$) per 10 units	Subscription/ exercise period	Unit issued on initial listing	Listing date
18558 #	Deutsche Bank AG	BYD European Warrants May 2010 A	0.119	75 per 100 units	2010/05/11	200,000,000	2009/11/25
18740 #	UBS AG	BYD European Warrants May 2010	0.106	75 per 100 units	2010/05/10	200,000,000	2009/11/25
19529	BOCI Asia Ltd.	China Life European Warrants Mar 2010	0.190	43.9000	2010/03/08	150,000,000	2009/11/26
19530	BOCI Asia Ltd.	CM Bank European Warrants Jun 2010	0.250	24.0000	2010/06/30	150,000,000	2009/11/26
19531	BOCI Asia Ltd.	Hutchison European Warrants Jun 2010	0.300	63.8000	2010/06/23	150,000,000	2009/11/26
19532	BOCI Asia Ltd.	Mongolia Energy European Warrants Jun 2010	1.250	4.95 per unit	2010/06/30	150,000,000	2009/11/26
19537	Deutsche Bank AG	BOCL European Put Warrants May 2010	0.250	4 per unit	2010/05/31	150,000,000	2009/11/26
19538	Deutsche Bank AG	CNOOC European Put Warrants Oct 2010	0.150	11.0000	2010/10/25	150,000,000	2009/11/26
19536	Deutsche Bank AG	Sinopec Corp European Warrants May 2010 B	0.350	8.28 per unit	2010/05/03	150,000,000	2009/11/26
19533	HK Bank	China Mobile European Warrants May 2010	0.320	88.0000	2010/05/27	160,000,000	2009/11/26
19534	UBS AG	China COSCO European Warrants Jun 2010	0.150	12.8800	2010/06/21	100,000,000	2009/11/26
19535	UBS AG	China Mobile European Put Warrants Jun 2010 B	0.510	70.8800	2010/06/07	80,000,000	2009/11/26
16532 #	Macquarie Bank Ltd.	Ch Comm Cons European Wts Jun 2010	0.061	10.0000	2010/06/29	200,000,000	2009/11/26
04971 #	Macquarie Bank Ltd.	HWL European Warrants Dec 2010	0.030	70.00 per 100 units	2010/12/30	412,000,000	2009/11/26
17863 #	KBC Fin Products Int'l Ltd.	HSI Euro Put Wts Jan 2010 G	0.054	22,600 per 20,000 units	2010/01/28	600,000,000	2009/11/26
19542	BOCI Asia Ltd.	CNPC European Warrants Nov 2010	0.250	10.0000	2010/11/30	150,000,000	2009/11/27
19543	BOCI Asia Ltd.	China Shenhua European Warrants Jul 2010	0.500	43.5000	2010/07/22	150,000,000	2009/11/27
19564	Credit Suisse AG	Tencent Holdings European Put Wts Aug10	0.250	133.88 per 100 units	2010/08/30	200,000,000	2009/11/27
19560	HK Bank	HSCEI European Warrants Jun 2010 A	0.250	13,600 per 8,000 units	2010/06/29	200,000,000	2009/11/27
19561	HK Bank	HSCEI European Warrants Jun 2010 B	0.250	14,600 per 8,000 units	2010/06/29	200,000,000	2009/11/27
19562	HK Bank	HSCEI European Warrants Jun 2010 C	0.250	15,600 per 6,800 units	2010/06/29	200,000,000	2009/11/27
19563	HK Bank	HSCEI European Warrants Jun 2010 D	0.250	16,600 per 5,600 units	2010/06/29	200,000,000	2009/11/27
19567	HK Bank	HSCEI European Put Warrants Jun 2010 E	0.250	10,600 per 5,000 units	2010/06/29	200,000,000	2009/11/27
19568	HK Bank	HSCEI European Put Warrants Jun 2010 F	0.250	12,600 per 7,600 units	2010/06/29	200,000,000	2009/11/27
19549	HK Bank	HSI European Warrants May 2010 A	0.250	21,200 per 12,500 units	2010/05/28	260,000,000	2009/11/27
19550	HK Bank	HSI European Warrants May 2010 B	0.250	23,200 per 9,000 units	2010/05/28	260,000,000	2009/11/27
19551	HK Bank	HSI European Warrants May 2010 C	0.250	25,200 per 8,600 units	2010/05/28	260,000,000	2009/11/27
19552	HK Bank	HSI European Warrants Jun 2010 A	0.250	22,200 per 12,000 units	2010/06/29	260,000,000	2009/11/27
19553	HK Bank	HSI European Warrants Jun 2010 B	0.250	24,200 per 9,000 units	2010/06/29	260,000,000	2009/11/27
19554	HK Bank	HSI European Warrants Jun 2010 C	0.250	26,200 per 7,600 units	2010/06/29	260,000,000	2009/11/27
19555	HK Bank	HSI European Put Warrants May 2010 D	0.250	19,200 per 7,000 units	2010/05/28	260,000,000	2009/11/27
19556	HK Bank	HSI European Put Warrants May 2010 E	0.250	21,200 per 9,000 units	2010/05/28	260,000,000	2009/11/27
19557	HK Bank	HSI European Put Warrants Jun 2010 D	0.250	18,200 per 6,400 units	2010/06/29	260,000,000	2009/11/27
19558	HK Bank	HSI European Put Warrants Jun 2010 E	0.250	20,200 per 8,800 units	2010/06/29	260,000,000	2009/11/27
19559	HK Bank	HSI European Put Warrants Jun 2010 F	0.250	22,200 per 12,000 units	2010/06/29	260,000,000	2009/11/27
19541	Macquarie Bank Ltd.	BOCL European Put Warrants Jun 2010	0.293	4.20 per unit	2010/06/02	100,000,000	2009/11/27
19539	Macquarie Bank Ltd.	China Overseas European Wts Jun 2010	0.253	20.0000	2010/06/02	200,000,000	2009/11/27
19540	Macquarie Bank Ltd.	Geely Auto European Warrants Jun 2010A	0.658	4.50 per unit	2010/06/21	150,000,000	2009/11/27
19545	Merrill Lynch Int'l & Co. C.V.	CNOOC European Wts Jun 2010	0.150	12.8900	2010/06/07	100,000,000	2009/11/27
19548	Merrill Lynch Int'l & Co. C.V.	CNOOC Euro Put Wts May 10 B	0.200	12.9900	2010/05/31	100,000,000	2009/11/27
19544	Merrill Lynch Int'l & Co. C.V.	Sinopec Euro Wts Mar 2010 B	0.460	7.19 per unit	2010/03/22	100,000,000	2009/11/27
19547	Merrill Lynch Int'l & Co. C.V.	Sinopec Eu Put Wts May 2010	0.470	5.99 per unit	2010/05/03	100,000,000	2009/11/27
19546	Merrill Lynch Int'l & Co. C.V.	PetroChina Eu Wt May 2010	0.760	11.39 per unit	2010/05/31	100,000,000	2009/11/27



## Newly listed derivative warrants (continued)

Code	Issuer	Name of issue	Issue prices (HK\$)	Strike level/ Subscription price (HK\$) per 10 units	Subscription/ exercise period	Unit issued on initial listing	Listing date
18707 #	ABN AMRO Bank N.V.	BYD European Warrants Apr 2010	0.079	78.88 per 100 units	2010/04/30	200,000,000	2009/11/27
03491 #	Credit Suisse	HSBC European Warrants Feb 2010 A	0.035	110 per 100 unit	2010/02/02	400,000,000	2009/11/27
17884 #	SGA Societe Generale Acceptance N.V.	A50 Ch Eu Wt May 2010	0.069	17.8800	2010/05/05	200,000,000	2009/11/27
19565	BOCI Asia Ltd.	BOCL European Warrants Jun 2010	0.350	5.38 per unit	2010/06/30	150,000,000	2009/11/30
19566	BOCI Asia Ltd.	CC Bank European Warrants Apr 2010 B	0.500	7.69 per unit	2010/04/09	150,000,000	2009/11/30
19569	BOCI Asia Ltd.	ICBC European Warrants Jun 2010	0.500	7.68 per unit	2010/06/23	150,000,000	2009/11/30
19574	Deutsche Bank AG	CC Bank European Warrants May 2010 C	0.960	7.30 per unit	2010/05/31	200,000,000	2009/11/30
19579	Deutsche Bank AG	PetroChina European Warrants Jul 2010	0.150	10.1800	2010/07/26	300,000,000	2009/11/30
19570	CC Rabobank B.A.	HSI European Warrants Jun 2010 B	0.250	22,800 per 10,000 units	2010/06/29	120,000,000	2009/11/30
19571	CC Rabobank B.A.	HSI European Warrants Jun 2010 C	0.250	23,200 per 10,000 units	2010/06/29	120,000,000	2009/11/30
19575	CC Rabobank B.A.	HSI European Put Warrants Jun 2010 D	0.250	22,000 per 10,000 units	2010/06/29	120,000,000	2009/11/30
19576	CC Rabobank B.A.	HSI European Put Warrants Jun 2010 E	0.320	22,800 per 10,000 units	2010/06/29	120,000,000	2009/11/30
10927	SGA Societe Generale Acceptance N.V.	Gold Euro Wts Jun2010	0.250	1,275 per 2,200 units	2010/06/21	500,000,000	2009/11/30
10931	SGA Societe Generale Acceptance N.V.	Gold Eu Put Wts Jun10A	0.250	1,050 per 2,300 units	2010/06/21	500,000,000	2009/11/30
10932	SGA Societe Generale Acceptance N.V.	Gold Eu Put Wts Jun10B	0.250	1,100 per 3,000 units	2010/06/21	500,000,000	2009/11/30
10933	SGA Societe Generale Acceptance N.V.	Gold Eu Put Wts Jun10C	0.250	1,150 per 3,800 units	2010/06/21	500,000,000	2009/11/30
19572	SGA Societe Generale Acceptance N.V.	SPDR Gold T Eu Wt Jun10	0.600	975 per 100 units	2010/06/28	50,000,000	2009/11/30
19577	SGA Societe Generale Acceptance N.V.	SPDR Eu Put Wt Jun10A	0.530	800 per 100 units	2010/06/28	50,000,000	2009/11/30
19578	SGA Societe Generale Acceptance N.V.	SPDR Eu Put Wt Jun10B	0.710	840 per 100 units	2010/06/28	50,000,000	2009/11/30
19573	UBS AG	CC Bank European Warrants Mar 2010 C	0.250	8.38 per unit	2010/03/22	100,000,000	2009/11/30
18600 #	CC Rabobank B.A.	CC Bank European Warrants Mar 2010 B	0.320	8 per unit	2010/03/30	70,000,000	2009/11/30
19581	ABN AMRO Bank N.V.	BYD European Warrants Jun 2010 B	0.150	81.888 per 100 units	2010/06/22	400,000,000	2009/12/01
19582	ABN AMRO Bank N.V.	CITIC Bank European Warrants Jun 2010	0.470	7.888 per unit	2010/06/03	150,000,000	2009/12/01
19585	Deutsche Bank AG	BYD European Warrants Jul 2010	0.250	55 per 100 units	2010/07/26	150,000,000	2009/12/01
19580	Deutsche Bank AG	China Mobile European Warrants Jun 2010 C	0.150	63.88 per 100 units	2010/06/07	300,000,000	2009/12/01
19583	Macquarie Bank Ltd.	Denway Motors European Wts Jul 2010	0.597	5 per unit	2010/07/05	200,000,000	2009/12/01
19584	UBS AG	China Mobile European Warrants Mar 2010 C	0.195	86.0000	2010/03/29	80,000,000	2009/12/01
18281 #	BNP Paribas Arbit Issu B.V.	CC Bank Euro Wts Mar 2010	0.121	8.48 per unit	2010/03/02	100,000,000	2009/12/01
19591	BOCI Asia Ltd.	Ch Comm Cons European Warrants Jun 2010	0.500	10.18 per unit	2010/06/11	150,000,000	2009/12/02
19592	BOCI Asia Ltd.	HKEx European Warrants Oct 2010	0.250	145 per 100 units	2010/10/21	150,000,000	2009/12/02
19610	BNP Paribas Arbit Issu B.V.	Ch Mobile Euro Wts Sep 2010	0.160	65.05 per 100 units	2010/09/22	200,000,000	2009/12/02
19617	BNP Paribas Arbit Issu B.V.	HSCEI European Wts Jun 2010	0.280	14,000 per 7,000 units	2010/06/29	200,000,000	2009/12/02
19621	BNP Paribas Arbit Issu B.V.	HSCEI Euro Put Wts Jun 2010	0.260	12,800 per 7,000 units	2010/06/29	200,000,000	2009/12/02
19619	Deutsche Bank AG	China Life European Warrants Apr 2010	0.150	49.8800	2010/04/08	300,000,000	2009/12/02
19620	Deutsche Bank AG	Ping An European Warrants Dec 2010	0.150	77.95 per 100 units	2010/12/28	200,000,000	2009/12/02
19604	HK Bank	Country Garden European Warrants Jul 2010	0.430	3.88 per unit	2010/07/28	80,000,000	2009/12/02
19599	HK Bank	Chi Resources European Warrants Jul 2010	0.420	32.2800	2010/07/28	120,000,000	2009/12/02
19602	HK Bank	CITIC Pacific European Warrants Aug 2010	0.250	26.8800	2010/08/27	120,000,000	2009/12/02
19603	HK Bank	CNPC European Warrants Dec 2010	0.250	10.8800	2010/12/22	120,000,000	2009/12/02
19598	HK Bank	Cathay Pacific European Warrants Nov 2010	0.250	16.8800	2010/11/25	120,000,000	2009/12/02
19600	HK Bank	Chi Res Land European Warrants Aug 2010	0.270	22.8800	2010/08/27	120,000,000	2009/12/02
19601	HK Bank	Chi Res Power European Warrants Oct 2010	0.250	21.8800	2010/10/08	120,000,000	2009/12/02
19605	HK Bank	Denway Motors European Warrants Jul 2010	0.430	5.68 per unit	2010/07/28	80,000,000	2009/12/02

## Newly listed derivative warrants (continued)

Code	Issuer	Name of issue	Issue prices (HK\$)	Strike level/ Subscription price (HK\$) per 10 units	Subscription/ exercise period	Unit issued on initial listing	Listing date
19606	HK Bank	Dongfeng Motor European Warrants Sep 2010	0.250	14.8800	2010/09/15	120,000,000	2009/12/02
19607	HK Bank	Fushan Energy European Warrants Oct 2010	0.250	8.8800	2010/10/15	120,000,000	2009/12/02
19608	HK Bank	Li & Fung European Warrants Aug 2010	0.460	42.8800	2010/08/27	120,000,000	2009/12/02
19609	HK Bank	Renhe Comm European Warrants Aug 2010	0.250	2.08 per unit	2010/08/27	80,000,000	2009/12/02
19593	J P Morgan SP BV	China Agri European Warrants Sep 2010	0.250	11.0000	2010/09/29	100,000,000	2009/12/02
19595	J P Morgan SP BV	HSBC European Warrants Feb 2011	0.154	105 per 100 units	2011/02/23	388,000,000	2009/12/02
19596	J P Morgan SP BV	JX Copper European Warrants Jun 2010 A	0.255	23.8800	2010/06/17	150,000,000	2009/12/02
19597	J P Morgan SP BV	Link Reit European Warrants Aug 2010	0.252	20.8800	2010/08/30	100,000,000	2009/12/02
19594	J P Morgan SP BV	China Mengniu European Warrants Jun 2010	0.250	30.0000	2010/06/02	80,000,000	2009/12/02
19614	KBC Fin Products Int'l Ltd.	CNOOC Euro Put Wts Oct 2010	0.175	10.9800	2010/10/18	328,000,000	2009/12/02
19612	KBC Fin Products Int'l Ltd.	Sinopec Euro Wts Jun 2010	0.310	8.18 per unit	2010/06/15	318,000,000	2009/12/02
19613	KBC Fin Products Int'l Ltd.	ICBC European Wts Jun 2010 B	0.740	6.68 per unit	2010/06/02	200,000,000	2009/12/02
19615	KBC Fin Products Int'l Ltd.	PetroChina Eur Put Wt Aug 2010	0.250	10.8000	2010/08/02	400,000,000	2009/12/02
19616	KBC Fin Products Int'l Ltd.	PetroChina Eur Put Wt Oct 2010	0.164	9.6800	2010/10/25	358,000,000	2009/12/02
19590	Macquarie Bank Ltd.	China Bluechem European Warrants Jun10	0.257	5.55 per unit	2010/06/02	100,000,000	2009/12/02
19586	SGA Societe Generale Acceptance N.V.	CITBK Euro Wt May10B	0.476	7.68 per unit	2010/05/24	70,000,000	2009/12/02
19587	SGA Societe Generale Acceptance N.V.	CNOOC Eu Wt Aug 2010B	0.158	13.3800	2010/08/23	200,000,000	2009/12/02
19588	SGA Societe Generale Acceptance N.V.	CNOOC Eu Wt Oct 2010	0.150	14.0800	2010/10/18	200,000,000	2009/12/02
19589	SGA Societe Generale Acceptance N.V.	PICC P&C Eu Wt Dec10B	0.150	6.8800	2010/12/22	200,000,000	2009/12/02
19611	UBS AG	BYD European Warrants May 2010 B	0.150	68 per 100 units	2010/05/17	200,000,000	2009/12/02
19618	UBS AG	China Life European Warrants Mar 2010 B	0.150	46.8800	2010/03/22	200,000,000	2009/12/02
18228 #	Macquarie Bank Ltd.	HSI European Warrants Feb 2010 E	0.125	22,600 per 10,000 units	2010/02/25	500,000,000	2009/12/02
17007 #	Deutsche Bank AG	HSBC European Put Warrants Mar 2010	0.029	80 per 100 units	2010/03/01	400,000,000	2009/12/02
19644	ABN AMRO Bank N.V.	Minsheng Bank European Warrants Jun2010	0.250	7.8800	2010/06/30	500,000,000	2009/12/03
19645	ABN AMRO Bank N.V.	Minsheng Bank European Warrants Oct2010	0.250	9.5800	2010/10/29	500,000,000	2009/12/03
19646	ABN AMRO Bank N.V.	Minsheng Bank European Warrants Dec2010	0.250	10.3300	2010/12/31	500,000,000	2009/12/03
19647	ABN AMRO Bank N.V.	ICBC European Warrants Apr 2010 C	0.563	6.888 per unit	2010/04/26	200,000,000	2009/12/03
19659	BNP Paribas Arbit Issu B.V.	Minsheng Bank Euro Wts Jun10	1.240	9.88 per unit	2010/06/03	100,000,000	2009/12/03
19660	BNP Paribas Arbit Issu B.V.	Minsheng Bank Euro Wts Dec10	0.250	8.6800	2010/12/30	100,000,000	2009/12/03
19661	BNP Paribas Arbit Issu B.V.	Minsheng Bank Euro Wts Mar11	0.250	9.0800	2011/03/30	100,000,000	2009/12/03
19643	Credit Suisse AG	Minsheng Bank European Warrants Jul 2010	0.250	9.3880	2010/07/26	200,000,000	2009/12/03
19641	Credit Suisse AG	Minsheng Bank European Warrants Jun 2010A	0.250	8.0880	2010/06/14	200,000,000	2009/12/03
19642	Credit Suisse AG	Minsheng Bank European Warrants Jun 2010B	0.250	8.8880	2010/06/21	200,000,000	2009/12/03
19640	Credit Suisse AG	HKEx European Warrants Jul 2010	0.250	138.88 per 100 units	2010/07/26	200,000,000	2009/12/03
19657	Deutsche Bank AG	Minsheng Bank European Warrants Jun 2010A	1.130	10.28 per unit	2010/06/07	150,000,000	2009/12/03
19656	Deutsche Bank AG	Minsheng Bank European Warrants Sep 2010	0.250	8.8000	2010/09/27	200,000,000	2009/12/03
19658	Deutsche Bank AG	PICC P&C European Warrants Dec 2010 A	0.170	6.8800	2010/12/28	150,000,000	2009/12/03
19636	HK Bank	Minsheng Bank European Warrants Jun 2010	0.250	10.3800	2010/06/29	80,000,000	2009/12/03
19637	HK Bank	Minsheng Bank European Warrants Sep 2010	0.250	11.8800	2010/09/29	80,000,000	2009/12/03
19624	J P Morgan SP BV	Minsheng Bank European Warrants Jun 2010A	0.252	9.0000	2010/06/03	300,000,000	2009/12/03
19625	J P Morgan SP BV	Minsheng Bank European Warrants Jul 2010	0.256	10.0000	2010/07/29	300,000,000	2009/12/03
19626	J P Morgan SP BV	Minsheng Bank European Warrants Aug 2010	0.250	11.0000	2010/08/30	300,000,000	2009/12/03
19627	J P Morgan SP BV	Minsheng Bank European Warrants Oct 2010	0.255	12.0000	2010/10/28	300,000,000	2009/12/03

## Newly listed derivative warrants (continued)

Code	Issuer	Name of issue	Issue prices (HK\$)	Strike level/ Subscription price (HK\$) per 10 units	Subscription/ exercise period	Unit issued on initial listing	Listing date
19633	KBC Fin Products Int'l Ltd.	Ch Mobile Eu Put Wt Dec 2010	0.150	74.98 per 100 units	2010/12/22	400,000,000	2009/12/03
19632	KBC Fin Products Int'l Ltd.	CC Bank Euro Wts May 2010	0.438	8.01 per unit	2010/05/03	208,000,000	2009/12/03
19628	KBC Fin Products Int'l Ltd.	China Life Euro Wts Jun 2010 A	0.430	41.4800	2010/06/03	338,000,000	2009/12/03
19629	KBC Fin Products Int'l Ltd.	China Life Euro Wts Jun 2010 B	0.350	43.6800	2010/06/03	400,000,000	2009/12/03
19630	KBC Fin Products Int'l Ltd.	China Life Euro Wts Jun 2010 C	0.250	54.8800	2010/06/18	400,000,000	2009/12/03
19631	KBC Fin Products Int'l Ltd.	China Life Euro Wts Jul 2010 A	0.250	58.8800	2010/07/08	400,000,000	2009/12/03
19634	KBC Fin Products Int'l Ltd.	China Life Eur Put Wt Jun 10 D	0.530	41.8800	2010/06/10	180,000,000	2009/12/03
19635	KBC Fin Products Int'l Ltd.	China Life Eur Put Wt Jun 10 E	0.870	46.8800	2010/06/18	168,000,000	2009/12/03
19652	KBC Fin Products Int'l Ltd.	Minsheng Bank Euro Wts Jul10	0.250	9.5800	2010/07/22	288,000,000	2009/12/03
19653	KBC Fin Products Int'l Ltd.	Minsheng Bank Euro Wts Oct10	0.270	10.1800	2010/10/04	288,000,000	2009/12/03
19654	KBC Fin Products Int'l Ltd.	Minsheng Bank Euro Wts Nov10	0.270	10.8800	2010/11/04	288,000,000	2009/12/03
19655	KBC Fin Products Int'l Ltd.	Minsheng Bank Euro Wts Dec10	0.270	11.4800	2010/12/15	288,000,000	2009/12/03
19648	KBC Fin Products Int'l Ltd.	Minsheng Bank Euro Wts Jun10A	0.310	7.3800	2010/06/15	248,000,000	2009/12/03
19649	KBC Fin Products Int'l Ltd.	Minsheng Bank Euro Wts Jun10B	0.279	7.8800	2010/06/04	288,000,000	2009/12/03
19650	KBC Fin Products Int'l Ltd.	Minsheng Bank Euro Wts Jun10C	0.260	8.5800	2010/06/04	288,000,000	2009/12/03
19651	KBC Fin Products Int'l Ltd.	Minsheng Bank Euro Wts Jun10D	0.250	9.0800	2010/06/15	288,000,000	2009/12/03
19622	SGA Societe Generale Acceptance NV	Minsheng Bank Eu Wt Sep10	0.250	10.0000	2010/09/13	300,000,000	2009/12/03
19623	SGA Societe Generale Acceptance NV	Minsheng Bank Eu Wt Nov10	0.250	11.0000	2010/11/08	300,000,000	2009/12/03
19638	SGA Societe Generale Acceptance NV	Minsheng Bk Eu Wt Jun10A	0.250	9.0000	2010/06/07	300,000,000	2009/12/03
19639	SGA Societe Generale Acceptance NV	Minsheng Bk Eu Wt Jun10B	0.250	9.4000	2010/06/28	300,000,000	2009/12/03
19695	BNP Paribas Arbit Issu B.V.	BankComm European Warrants May10	0.150	8.8700	2010/05/10	200,000,000	2009/12/04
19689	BNP Paribas Arbit Issu B.V.	BYD European Warrants Dec 2010	0.250	62.88 per 100 units	2010/12/30	150,000,000	2009/12/04
19693	BNP Paribas Arbit Issu B.V.	China Tel Euro Wts Jul 2010	0.600	3.23 per unit	2010/07/29	100,000,000	2009/12/04
19690	BNP Paribas Arbit Issu B.V.	Cheung Kong European Wts Feb11	0.250	91.88 per 100 units	2011/02/28	150,000,000	2009/12/04
19691	BNP Paribas Arbit Issu B.V.	China Life Euro Wts Jul 2010 B	0.400	43.2800	2010/07/29	200,000,000	2009/12/04
19692	BNP Paribas Arbit Issu B.V.	Sinopec Corp Euro Wts Jun 2010	0.510	7.28 per unit	2010/06/29	200,000,000	2009/12/04
19687	BNP Paribas Arbit Issu B.V.	HSI European Wts Jun 2010 B	0.370	20,600 per 8,000 units	2010/06/29	300,000,000	2009/12/04
19688	BNP Paribas Arbit Issu B.V.	HSI European Wts Jun 2010 C	0.250	22,600 per 10,000 units	2010/06/29	300,000,000	2009/12/04
19694	BNP Paribas Arbit Issu B.V.	Hutchison European Wts Jun 10B	0.410	61.4500	2010/06/29	100,000,000	2009/12/04
19686	Deutsche Bank AG	Minsheng Bank European Warrants Jun 2010B	0.250	7.8000	2010/06/07	200,000,000	2009/12/04
19666	Deutsche Bank AG	HSI European Warrants Jun 2010 A	0.270	21,400 per 9,000 units	2010/06/29	300,000,000	2009/12/04
19667	Deutsche Bank AG	HSI European Warrants Jun 2010 B	0.250	22,000 per 9,000 units	2010/06/29	300,000,000	2009/12/04
19671	Deutsche Bank AG	HSI European Put Warrants Jun 2010 C	0.250	20,200 per 9,000 units	2010/06/29	300,000,000	2009/12/04
19672	Deutsche Bank AG	HSI European Put Warrants Jun 2010 D	0.280	20,800 per 9,000 units	2010/06/29	300,000,000	2009/12/04
19679	J P Morgan SP BV	BEA European Warrants Jun 2010	0.263	38.8800	2010/06/29	88,000,000	2009/12/04
19675	J P Morgan SP BV	Belle Int'l European Warrants Dec 2010	0.255	10.8800	2010/12/30	138,000,000	2009/12/04
19676	J P Morgan SP BV	C Transmission European Warrants Jun 2010	0.251	22.0000	2010/06/29	100,000,000	2009/12/04
19663	J P Morgan SP BV	Minsheng Bank European Warrants Jun 2010B	0.255	8.0000	2010/06/04	200,000,000	2009/12/04
19662	J P Morgan SP BV	Cathay Pacific European Warrants Jul 2010	0.251	15.0000	2010/07/29	100,000,000	2009/12/04
19677	J P Morgan SP BV	Ch Railway Cons European Warrants Aug 10A	0.151	11.8800	2010/08/04	180,000,000	2009/12/04
19678	J P Morgan SP BV	Shimao Property European Wts Jun 2010	0.255	16.0000	2010/06/29	138,000,000	2009/12/04
19664	J P Morgan SP BV	Zhaojin Mining European Warrants Jun 2010	0.250	18.8800	2010/06/04	100,000,000	2009/12/04
19684	KBC Fin Products Int'l Ltd.	HSI Euro Put Wts May 2010 H	0.159	19,000 per 8,000 units	2010/05/28	400,000,000	2009/12/04

## Newly listed derivative warrants (continued)

Code	Issuer	Name of issue	Issue prices (HK\$)	Strike level/ Subscription price (HK\$) per 10 units	Subscription/ exercise period	Unit issued on initial listing	Listing date
19680	KBC Fin Products Int'l Ltd.	HSI Euro Put Wts Jun 2010 D	0.250	20,200 per 12,800 units	2010/06/29	400,000,000	2009/12/04
19681	KBC Fin Products Int'l Ltd.	HSI Euro Put Wts Jun 2010 E	0.250	21,000 per 14,800 units	2010/06/29	400,000,000	2009/12/04
19682	KBC Fin Products Int'l Ltd.	HSI Euro Put Wts Jun 2010 F	0.250	21,800 per 16,800 units	2010/06/29	400,000,000	2009/12/04
19683	KBC Fin Products Int'l Ltd.	HSI Euro Put Wts Jun 2010 G	0.250	22,600 per 19,000 units	2010/06/29	400,000,000	2009/12/04
19685	KBC Fin Products Int'l Ltd.	HSI Euro Put Wts Jun 2010 H	0.260	23,400 per 20,000 units	2010/06/29	378,000,000	2009/12/04
19668	SGA Societe Generale Acceptance N.V.	BOCL Eu Wt Jun 2010	0.440	4.50 per unit	2010/06/28	100,000,000	2009/12/04
19669	SGA Societe Generale Acceptance N.V.	BOCL Eu Wt Aug 2010 A	0.470	4.70 per unit	2010/08/30	100,000,000	2009/12/04
19670	SGA Societe Generale Acceptance N.V.	Ch Mob Eu Wt Jun 10B	0.480	82.8800	2010/06/30	60,000,000	2009/12/04
19673	SGA Societe Generale Acceptance N.V.	CP&CC Eur Wt Jun 10B	0.500	7.38 per unit	2010/06/30	60,000,000	2009/12/04
19674	SGA Societe Generale Acceptance N.V.	Ping An Eu Wt Jul 10	0.680	80.0000	2010/07/05	60,000,000	2009/12/04
19665	UBS AG	Cheung Kong European Warrants Oct 2010 B	0.150	97 per 100 units	2010/10/18	200,000,000	2009/12/04
17224 <sup>#</sup>	Macquarie Bank Ltd.	China Mobile European Wts Apr 2010 B	0.034	82.28 per 100 units	2010/04/29	400,000,000	2009/12/04
19707	ABN AMRO Bank N.V.	Cheung Kong European Warrants Dec 2010	0.150	108.88 per 100 units	2010/12/14	300,000,000	2009/12/07
10928	ABN AMRO Bank N.V.	Gold European Warrants Jun 2010	0.250	1,288 per 4,500 units	2010/06/29	150,000,000	2009/12/07
10935	ABN AMRO Bank N.V.	Gold European Put Warrants Jun 2010	0.250	1,088 per 4,500 units	2010/06/28	150,000,000	2009/12/07
19701	BOCI Asia Ltd.	China Mobile European Warrants Mar 2010	0.250	85.9800	2010/03/30	150,000,000	2009/12/07
19700	BOCI Asia Ltd.	China Mobile European Warrants Jun 2010	0.500	80.8800	2010/06/10	150,000,000	2009/12/07
19698	BNP Paribas Arbit Issu B.V.	HSBC European Wts Oct 2010	0.150	83.60 per 93 units	2010/10/25	200,000,000	2009/12/07
19713	BNP Paribas Arbit Issu B.V.	HSI Euro Put Wts Jun 2010	0.270	22,600 per 10,000 units	2010/06/29	300,000,000	2009/12/07
19708	BNP Paribas Arbit Issu B.V.	HSI European Wts Mar 2010 I	0.150	23,200 per 8,500 units	2010/03/30	300,000,000	2009/12/07
19709	BNP Paribas Arbit Issu B.V.	HSI European Wts Jun 2010 D	0.250	22,000 per 10,000 units	2010/06/29	300,000,000	2009/12/07
19712	BNP Paribas Arbit Issu B.V.	HSI Euro Put Wts Mar 2010 J	0.160	22,000 per 11,500 units	2010/03/30	300,000,000	2009/12/07
19702	HK Bank	HSCEI European Put Warrants Mar 2010 I	0.150	13,600 per 11,500 units	2010/03/30	160,000,000	2009/12/07
19703	HK Bank	HSI European Put Warrants Apr 2010	0.150	20,200 per 9,000 units	2010/04/29	160,000,000	2009/12/07
19705	KBC Fin Products Int'l Ltd.	CC Bank Euro Put Wts Apr 2011	0.250	8.0000	2011/04/01	400,000,000	2009/12/07
19706	KBC Fin Products Int'l Ltd.	A50 Ch European Put Wts Aug 10A	0.410	17.8800	2010/08/02	238,000,000	2009/12/07
19704	KBC Fin Products Int'l Ltd.	ICBC European Wts Jun 2010 C	0.420	7.48 per unit	2010/06/07	238,000,000	2009/12/07
19697	Macquarie Bank Ltd.	BOCL European Warrants May 2010	0.160	5 per unit	2010/05/04	150,000,000	2009/12/07
19699	SGA Societe Generale Acceptance N.V.	HWL Eur Wt Jun 2010 B	0.540	54.0000	2010/06/28	100,000,000	2009/12/07
18721 <sup>#</sup>	Deutsche Bank AG	China Mobile European Warrants Aug 2010 A	0.068	75.88 per 100 units	2010/08/09	400,000,000	2009/12/07
17148 <sup>#</sup>	Deutsche Bank AG	China Mobile European Warrants Apr 2010 B	0.041	78.88 per 100 units	2010/04/28	400,000,000	2009/12/07
17712 <sup>#</sup>	Macquarie Bank Ltd.	A50 China European Warrants Mar 2010 B	0.050	16.5000	2010/03/09	500,000,000	2009/12/07
19717	Deutsche Bank AG	China Mobile European Warrants Mar 2010 C	0.186	86.0000	2010/03/29	300,000,000	2009/12/08
19710	UBS AG	CHALCO European Warrants Sep 2010	0.150	10.8800	2010/09/06	200,000,000	2009/12/08
19711	UBS AG	Bank of EA European Warrants May 2010	0.150	42.0000	2010/05/31	200,000,000	2009/12/08
19714	UBS AG	BOC HK European Warrants May 2010	0.150	19.8800	2010/05/31	200,000,000	2009/12/08
19715	UBS AG	ICBC European Warrants May 2010	0.160	8.28 per unit	2010/05/03	200,000,000	2009/12/08
19716	UBS AG	PICC European Warrants Dec 2010 A	0.150	6.8800	2010/12/28	200,000,000	2009/12/08
19737	Deutsche Bank AG	CC Bank European Warrants Dec 2011	0.200	6.2800	2011/12/05	200,000,000	2009/12/09
19740	Deutsche Bank AG	CNOOC European Warrants Jul 2010 A	0.250	11.8000	2010/07/12	200,000,000	2009/12/09
19741	Deutsche Bank AG	CNOOC European Put Warrants Jun 2010	0.160	12.0000	2010/06/28	200,000,000	2009/12/09
19738	Deutsche Bank AG	Sinopec Corp European Warrants Apr 2010 A	0.830	6.38 per unit	2010/04/14	150,000,000	2009/12/09
19739	Deutsche Bank AG	Sinopec Corp European Warrants Jun 2010	0.370	7.70 per unit	2010/06/22	150,000,000	2009/12/09

## Newly listed derivative warrants (continued)

Code	Issuer	Name of issue	Issue prices (HK\$)	Strike level/ Subscription price (HK\$) per 10 units	Subscription/ exercise period	Unit issued on initial listing	Listing date
19742	Deutsche Bank AG	ICBC European Warrants Jul 2010 A	0.630	7.20 per unit	2010/07/12	150,000,000	2009/12/09
19743	Deutsche Bank AG	ICBC European Warrants Dec 2010	0.150	6.3800	2010/12/13	200,000,000	2009/12/09
19732	J P Morgan SP BV	China Comservice European Warrants Nov 11	0.250	4.8800	2011/11/28	200,000,000	2009/12/09
19735	J P Morgan SP BV	CITIC Bank European Warrants Nov 2011	0.250	6.8800	2011/11/28	200,000,000	2009/12/09
19733	J P Morgan SP BV	Chi Res Power European Warrants Jun 2010	0.252	18.8800	2010/06/29	100,000,000	2009/12/09
19734	J P Morgan SP BV	Li & Fung European Warrants Jun 2010	0.274	38.8800	2010/06/17	100,000,000	2009/12/09
19744	KBC Fin Products Int'l Ltd.	Zijin Mining European Wt Aug10	0.150	9.3800	2010/08/03	200,000,000	2009/12/09
19723	CC Rabobank B.A.	BOCL European Put Warrants Jun 2010	0.460	4.20 per unit	2010/06/21	120,000,000	2009/12/09
19718	CC Rabobank B.A.	BYD European Warrants Aug 2010	0.250	74 per 100 units	2010/08/30	280,000,000	2009/12/09
19725	CC Rabobank B.A.	CC Bank European Put Warrants Jun 2010	0.450	6.20 per unit	2010/06/21	80,000,000	2009/12/09
19726	CC Rabobank B.A.	China Life European Put Warrants Jun 2010	0.350	36.0000	2010/06/29	120,000,000	2009/12/09
19719	CC Rabobank B.A.	HSBC European Warrants Jun 2010 B	0.430	106.0000	2010/06/29	80,000,000	2009/12/09
19724	CC Rabobank B.A.	HSBC European Put Warrants Jun 2010 D	0.560	82.0000	2010/06/29	80,000,000	2009/12/09
19720	CC Rabobank B.A.	Hutchison European Warrants Jun 2010	0.385	58.0000	2010/06/29	80,000,000	2009/12/09
19727	CC Rabobank B.A.	ICBC European Put Warrants Jun 2010	0.580	6.20 per unit	2010/06/29	80,000,000	2009/12/09
19722	CC Rabobank B.A.	Sino Ocean Land European Warrants Jun 10	0.250	8.0000	2010/06/24	200,000,000	2009/12/09
19721	CC Rabobank B.A.	Yurun Food European Warrants Jun 2010	0.320	19.6000	2010/06/14	150,000,000	2009/12/09
19730	SGA Societe Generale Acceptance N.V.	CTel Eu Wt Sep 2010	0.380	3.88 per unit	2010/09/01	60,000,000	2009/12/09
19731	SGA Societe Generale Acceptance N.V.	CTel Eu Wt Dec 2010	0.600	3.50 per unit	2010/12/01	60,000,000	2009/12/09
19728	SGA Societe Generale Acceptance N.V.	CMB Euro Wts Mar 2010	0.165	21.8800	2010/03/29	70,000,000	2009/12/09
19729	SGA Societe Generale Acceptance N.V.	CMB Euro Wts Aug 2010	0.250	23.0000	2010/08/30	60,000,000	2009/12/09
19736	UBS AG	BYD European Warrants Jun 2010 B	0.150	98.88 per 100 units	2010/06/28	200,000,000	2009/12/09
19755	BOCI Asia Ltd.	China Tel European Warrants Jul 2010	0.500	4 per unit	2010/07/29	100,000,000	2009/12/10
19756	BOCI Asia Ltd.	CNOOC European Warrants Dec 2010	0.250	13.0000	2010/12/15	100,000,000	2009/12/10
19758	BOCI Asia Ltd.	WISE CSI European Warrants Dec 2010	0.500	42.8800	2010/12/15	100,000,000	2009/12/10
19757	BOCI Asia Ltd.	Foxconn European Warrants Dec 2010	0.250	7.5000	2010/12/15	100,000,000	2009/12/10
19764	Deutsche Bank AG	BOCL European Warrants Jun 2010 A	0.550	4.60 per unit	2010/06/14	150,000,000	2009/12/10
19765	Deutsche Bank AG	BOCL European Warrants Jun 2010 B	0.290	5.40 per unit	2010/06/14	150,000,000	2009/12/10
19761	Deutsche Bank AG	China Life European Warrants May 2010 C	0.600	36.8800	2010/05/03	200,000,000	2009/12/10
19762	Deutsche Bank AG	China Life European Warrants May 2010 D	0.350	42.8800	2010/05/17	200,000,000	2009/12/10
19763	Deutsche Bank AG	China Life European Warrants Jun 2010	0.270	46.8800	2010/06/14	200,000,000	2009/12/10
19766	Deutsche Bank AG	China Life European Put Wts Jun 2010 A	0.390	37.0000	2010/06/14	200,000,000	2009/12/10
19767	Deutsche Bank AG	A50 China European Warrants May 2010	0.160	14.6800	2010/05/24	200,000,000	2009/12/10
19768	Deutsche Bank AG	A50 China European Warrants Sep 2010	0.150	16.6800	2010/09/20	200,000,000	2009/12/10
10929	Deutsche Bank AG	Nikkei 225 Index European Wts Jun 2010 C	0.260	10,500 per 350 units	2010/06/11	100,000,000	2009/12/10
10934	Deutsche Bank AG	Nikkei 225 Index Euro Put Wts Jun 2010 D	0.250	9,000 per 350 units	2010/06/11	100,000,000	2009/12/10
19760	Goldman Sachs SP (Asia)	CC Bank European Wts Jun 2010	0.400	8.38 per unit	2010/06/29	200,000,000	2009/12/10
19747	J P Morgan SP BV	Hutchison European Warrants Jul 2010	0.350	55.0000	2010/07/26	100,000,000	2009/12/10
19745	Macquarie Bank Ltd.	Geely Auto European Warrants Jun 2010B	0.530	5.70 per unit	2010/06/29	88,000,000	2009/12/10
19746	Macquarie Bank Ltd.	Renhe Comm European Warrants Jul 2010	0.250	2.28 per unit	2010/07/29	88,000,000	2009/12/10
19749	Merrill Lynch Int'l & Co. C.V.	HSI European Warrants Apr10A	0.152	23,000 per 10,000 units	2010/04/29	300,000,000	2009/12/10
19750	Merrill Lynch Int'l & Co. C.V.	HSI European Warrants May10C	0.156	23,600 per 8,500 units	2010/05/28	300,000,000	2009/12/10
19753	Merrill Lynch Int'l & Co. C.V.	HSI European Put Wts Apr 10C	0.154	21,400 per 10,000 units	2010/04/29	300,000,000	2009/12/10

## Newly listed derivative warrants (continued)

Code	Issuer	Name of issue	Issue prices (HK\$)	Strike level/ Subscription price (HK\$) per 10 units	Subscription/ exercise period	Unit issued on initial listing	Listing date
19748	Merrill Lynch Int'l & Co. C.V.	HSI European Warrants Mar10B	0.154	23,200 per 8,500 units	2010/03/30	300,000,000	2009/12/10
19751	Merrill Lynch Int'l & Co. C.V.	HSI European Put Wts Mar 10C	0.162	21,800 per 10,000 units	2010/03/30	300,000,000	2009/12/10
19752	Merrill Lynch Int'l & Co. C.V.	HSI European Put Wts Mar 10D	0.150	22,000 per 11,500 units	2010/03/30	300,000,000	2009/12/10
19754	Merrill Lynch Int'l & Co. C.V.	HSI European Put Wts May 10B	0.182	20,400 per 8,000 units	2010/05/28	300,000,000	2009/12/10
19759	UBS AG	China Life European Put Warrants Jun 2010	0.250	33.8800	2010/06/14	200,000,000	2009/12/10
18840 #	Deutsche Bank AG	Ch Comm Cons European Warrants Jun 2010	0.049	9.0800	2010/06/21	250,000,000	2009/12/10
17891 #	Deutsche Bank AG	China Life European Warrants Mar 2010 B	0.213	43.8800	2010/03/15	400,000,000	2009/12/10
17261 #	Deutsche Bank AG	CNOOC European Warrants Apr 2010 A	0.127	12.0000	2010/04/26	400,000,000	2009/12/10
17708 #	Deutsche Bank AG	A50 China European Warrants Feb 2010	0.047	16.0000	2010/02/08	400,000,000	2009/12/10
05061 #	CC Rabobank B.A.	HSBC European Warrants Sep 2010 A	0.038	123 per 100 unit	2010/09/08	280,000,000	2009/12/10
18366 #	SGA Societe Generale Acceptance N.V.	Ch Mob Eu Wt Apr 10C	0.072	70.88 per 100 units	2010/04/12	500,000,000	2009/12/10
19795	Citigroup Global Mkt H Inc.	Minsheng Bank Euro Wts Jun10	0.150	8.8880	2010/06/21	267,000,000	2009/12/11
19796	Citigroup Global Mkt H Inc.	Minsheng Bank Euro Wts Oct10	0.150	9.5800	2010/10/29	267,000,000	2009/12/11
19789	Deutsche Bank AG	China Telecom European Wts May 2010	0.320	3.60 per unit	2010/05/10	150,000,000	2009/12/11
19787	Deutsche Bank AG	Cheung Kong European Put Wts Sep 2010	0.150	91 per 100 units	2010/09/06	200,000,000	2009/12/11
19788	Deutsche Bank AG	Minsheng Bank European Warrants Jun 2010C	0.250	9.6800	2010/06/14	200,000,000	2009/12/11
10930	Deutsche Bank AG	Gold European Warrants Jul 2010	0.250	1,400 per 5,000 units	2010/07/13	50,000,000	2009/12/11
10936	Deutsche Bank AG	Gold European Put Warrants Jul 2010	0.250	1,100 per 5,000 units	2010/07/13	50,000,000	2009/12/11
19791	Deutsche Bank AG	HKEx European Warrants Aug 2010 A	0.150	160 per 100 units	2010/08/02	200,000,000	2009/12/11
19792	Deutsche Bank AG	HKEx European Put Warrants Jul 2010 A	0.190	128 per 100 units	2010/07/19	200,000,000	2009/12/11
19790	Deutsche Bank AG	HKEx European Warrants May 2010 C	0.150	153.90 per 100 units	2010/05/10	200,000,000	2009/12/11
19793	Deutsche Bank AG	Jiangxi Copper European Warrants Jun 2010	0.250	22.5000	2010/06/14	100,000,000	2009/12/11
19794	Deutsche Bank AG	Tencent Holdings European Warrants Jun10B	0.260	141 per 100 units	2010/06/14	150,000,000	2009/12/11
19776	HK Bank	Alibaba European Warrants Mar 2010	0.150	21.6000	2010/03/19	120,000,000	2009/12/11
19777	HK Bank	CM Bank European Warrants Sep 2010	0.250	23.8800	2010/09/22	160,000,000	2009/12/11
19778	HK Bank	CM Bank European Warrants Dec 2010	0.250	26.8800	2010/12/21	160,000,000	2009/12/11
19779	HK Bank	CNBM European Warrants Jul 2010	0.250	22.8800	2010/07/27	120,000,000	2009/12/11
19780	HK Bank	COSCO Pacific European Warrants Oct 2010	0.250	15.8800	2010/10/26	120,000,000	2009/12/11
19781	HK Bank	Esprit European Warrants Dec 2010	0.480	68.8800	2010/12/13	180,000,000	2009/12/11
19782	HK Bank	Geely Auto European Warrants Jun 2010 B	0.560	5.28 per unit	2010/06/25	80,000,000	2009/12/11
19783	HK Bank	Huaneng Power European Warrants Aug 2010	0.250	6.08 per unit	2010/08/17	120,000,000	2009/12/11
19784	HK Bank	Huaneng Power European Warrants Oct 2010	0.250	7.28 per unit	2010/10/21	120,000,000	2009/12/11
19785	HK Bank	PICC European Warrants Dec 2010 B	0.250	8.2800	2010/12/15	160,000,000	2009/12/11
19786	HK Bank	SHK Ppt European Warrants Dec 2010	0.250	142.88 per 100 units	2010/12/15	150,000,000	2009/12/11
19769	J P Morgan SP BV	CNPC European Warrants Sep 2010	0.250	11.0000	2010/09/29	200,000,000	2009/12/11
19774	SGA Societe Generale Acceptance N.V.	Ch Mob Eu Wt Sep 2010	0.450	88.8800	2010/09/01	60,000,000	2009/12/11
19770	SGA Societe Generale Acceptance N.V.	CCB Eur Wt May 2010 A	0.610	7.88 per unit	2010/05/24	80,000,000	2009/12/11
19771	SGA Societe Generale Acceptance N.V.	CMB Euro Wts Jun 2010	0.250	23.0000	2010/06/21	60,000,000	2009/12/11
19772	SGA Societe Generale Acceptance N.V.	CMB Euro Wts Nov 2010	0.250	26.0000	2010/11/01	60,000,000	2009/12/11
19773	SGA Societe Generale Acceptance N.V.	Ch Mob Eu Wt Jun 10C	0.590	78.0000	2010/06/14	60,000,000	2009/12/11
19775	SGA Societe Generale Acceptance N.V.	HKEx Eu Wt Jun 2010 C	0.150	148 per 100 units	2010/06/21	200,000,000	2009/12/11
19637 #	HK Bank	Minsheng Bank European Warrants Sep 2010	0.075	11.8800	2010/09/29	140,000,000	2009/12/11
19814	ABN AMRO Bank N.V.	China Life European Warrants May 2010 B	0.222	48.8880	2010/05/24	300,000,000	2009/12/14



## Newly listed derivative warrants (continued)

Code	Issuer	Name of issue	Issue prices (HK\$)	Strike level/ Subscription price (HK\$) per 10 units	Subscription/ exercise period	Unit issued on initial listing	Listing date
19816	ABN AMRO Bank N.V.	China Life European Put Wts Jun 2010	0.268	34.8800	2010/06/30	200,000,000	2009/12/14
19815	ABN AMRO Bank N.V.	Sinopec Corp European Warrants Jun10A	0.478	7.488 per unit	2010/06/22	200,000,000	2009/12/14
19817	BNP Paribas Arbit Issu B.V.	CC Bank Euro Wts Apr 2010	0.470	7.68 per unit	2010/04/23	200,000,000	2009/12/14
19818	BNP Paribas Arbit Issu B.V.	ICBC European Wts Apr 2010 B	0.490	6.99 per unit	2010/04/26	200,000,000	2009/12/14
19800	Citigroup Global Mkt H Inc.	Alibaba European Warrants Jun10	0.250	18.8800	2010/06/14	160,000,000	2009/12/14
19802	Citigroup Global Mkt H Inc.	China Mobile Eur Wt Dec 2010	0.400	98.0000	2010/12/14	100,000,000	2009/12/14
19803	Citigroup Global Mkt H Inc.	CITIC Pacific Eu Wt Dec 2010	0.250	28.8800	2010/12/14	160,000,000	2009/12/14
19801	Citigroup Global Mkt H Inc.	Cheung Kong Euro Wts Dec 2010B	0.250	88.88 per 100 units	2010/12/14	160,000,000	2009/12/14
19804	Citigroup Global Mkt H Inc.	CNPC European Warrants Feb 11	0.250	10.8800	2011/02/14	160,000,000	2009/12/14
19799	Citigroup Global Mkt H Inc.	A50 China Euro Wts Dec 2010	0.250	16.8800	2010/12/14	160,000,000	2009/12/14
19806	Citigroup Global Mkt H Inc.	R&F Ppt European Wts Dec 2010	0.250	22.8800	2010/12/14	160,000,000	2009/12/14
19805	Citigroup Global Mkt H Inc.	Geely Auto Euro Wts Aug10	1.000	4.88 per unit	2010/08/16	40,000,000	2009/12/14
19808	Citigroup Global Mkt H Inc.	Henderson Land Dev Eur Wts Jun10	0.800	62.0000	2010/06/14	50,000,000	2009/12/14
19807	Citigroup Global Mkt H Inc.	HS Bank European Wts Dec 2010B	0.250	108 per 100 units	2010/12/14	160,000,000	2009/12/14
19819	Deutsche Bank AG	BankComm European Put Warrants Dec10	0.170	9.0000	2010/12/28	150,000,000	2009/12/14
19820	Deutsche Bank AG	CC Bank European Put Warrants Nov 2010	0.150	6.8800	2010/11/01	150,000,000	2009/12/14
19821	Deutsche Bank AG	CM Bank European Put Warrants Jun 2010	0.150	19.0000	2010/06/01	150,000,000	2009/12/14
19809	CC Rabobank B.A.	A50 China European Warrants Oct 2010 B	0.250	15.6000	2010/10/28	150,000,000	2009/12/14
19811	CC Rabobank B.A.	A50 China European Warrants Nov 2010 B	0.150	18.0000	2010/11/22	150,000,000	2009/12/14
19810	CC Rabobank B.A.	A50 China European Warrants Dec 2010	0.250	16.4000	2010/12/30	150,000,000	2009/12/14
19812	CC Rabobank B.A.	A50 China European Put Warrants May 2010	0.150	14.9000	2010/05/03	150,000,000	2009/12/14
19813	CC Rabobank B.A.	A50 China European Put Warrants Aug 2010A	0.290	16.4000	2010/08/30	150,000,000	2009/12/14
19797	SGA Societe Generale Acceptance N.V.	CLife Eu Wt Sep 2010	0.480	45.1000	2010/09/20	200,000,000	2009/12/14
19798	SGA Societe Generale Acceptance N.V.	HSBC Eu Wt Sep 2010 B	0.750	112.0000	2010/09/06	80,000,000	2009/12/14
18088 #	Macquarie Bank Ltd.	Jiangxi Copper European Wts Feb 2010 B	0.135	22.0000	2010/02/25	300,000,000	2009/12/14
13007 #	Macquarie Bank Ltd.	Lenovo European Warrants Mar 2010	0.040	5.5000	2010/03/30	250,000,000	2009/12/14
19827	Credit Suisse AG	China Mobile European Warrants Jun 2010 A	0.150	63.88 per 100 units	2010/06/07	200,000,000	2009/12/15
10937	Deutsche Bank AG	USD/YEN European Warrants Jul 2010	0.330	93 per 1 units	2010/07/12	50,000,000	2009/12/15
10941	Deutsche Bank AG	USD/YEN European Put Warrants Jul 2010	0.320	85 per 1 units	2010/07/12	50,000,000	2009/12/15
19824	J P Morgan SP BV	CNBM European Warrants Jun 2010 A	0.270	20.0000	2010/06/15	100,000,000	2009/12/15
19825	J P Morgan SP BV	CNBM European Warrants Jun 2010 B	0.250	22.8800	2010/06/15	100,000,000	2009/12/15
19826	J P Morgan SP BV	Zijin Mining European Warrants May 2010 B	0.150	9.0000	2010/05/17	200,000,000	2009/12/15
19828	Macquarie Bank Ltd.	Agile Ppt European Warrants Jul 2010	0.251	17.0000	2010/07/29	150,000,000	2009/12/15
19829	Macquarie Bank Ltd.	Dongfeng Motor European Wts Jul 2010	0.250	16.0000	2010/07/29	150,000,000	2009/12/15
19822	Macquarie Bank Ltd.	Foxconn European Warrants Nov 2010	0.250	10.0000	2010/11/02	150,000,000	2009/12/15
19823	Macquarie Bank Ltd.	SHK Ppt European Put Warrants Aug 2010	0.151	108.88 per 100 units	2010/08/30	200,000,000	2009/12/15
18720 #	Deutsche Bank AG	China Life European Warrants Mar 2010 D	0.255	40.0000	2010/03/01	400,000,000	2009/12/15
18415 #	ABN AMRO Bank N.V.	China Mobile European Wts Aug 2010	0.053	75.88 per 100 units	2010/08/03	250,000,000	2009/12/15
19128 #	ABN AMRO Bank N.V.	China Mobile European Wts Apr 2010 A	0.053	70.88 per 100 units	2010/04/13	400,000,000	2009/12/15
14831 #	Merrill Lynch Int'l & Co. C.V.	Ch Mobile Eur Wt Aug 2010	0.060	75.88 per 100 units	2010/08/09	600,000,000	2009/12/15
18581 #	Merrill Lynch Int'l & Co. C.V.	HSBC Euro Wts Nov 2010	0.093	92.593 per 93 units	2010/11/29	400,000,000	2009/12/15
17360 #	Merrill Lynch Int'l & Co. C.V.	Hutchison Euro Wts Jul 2011	0.062	58.89 per 100 units	2011/07/18	500,000,000	2009/12/15
19841	Deutsche Bank AG	HSI European Warrants Apr 2010 F	0.205	21,400 per 10,000 units	2010/04/29	300,000,000	2009/12/16

## Newly listed derivative warrants (continued)

Code	Issuer	Name of issue	Issue prices (HK\$)	Strike level/ Subscription price (HK\$) per 10 units	Subscription/ exercise period	Unit issued on initial listing	Listing date
19842	Deutsche Bank AG	HSI European Warrants Apr 2010 G	0.180	22,000 per 10,000 units	2010/04/29	300,000,000	2009/12/16
19843	Deutsche Bank AG	HSI European Warrants Jun 2010 E	0.280	21,000 per 9,000 units	2010/06/29	300,000,000	2009/12/16
19846	Deutsche Bank AG	HSI European Put Warrants Apr 2010 H	0.150	20,200 per 9,000 units	2010/04/29	300,000,000	2009/12/16
19847	Deutsche Bank AG	HSI European Put Warrants Apr 2010 I	0.198	21,000 per 7,000 units	2010/04/29	300,000,000	2009/12/16
10938	Deutsche Bank AG	NZD/USD European Warrants Jul 2010	0.250	0.76 per 1 units	2010/07/12	50,000,000	2009/12/16
10942	Deutsche Bank AG	NZD/USD European Put Warrants Jul 2010	0.250	0.64 per 1 units	2010/07/12	50,000,000	2009/12/16
19835	J P Morgan SP BV	Agile Ppt European Warrants Jun 2010 A	0.250	16.2800	2010/06/17	150,000,000	2009/12/16
19836	J P Morgan SP BV	CITIC Bank European Warrants Jun 2010	0.391	8.28 per unit	2010/06/17	68,000,000	2009/12/16
19837	J P Morgan SP BV	Dongfeng Motor European Warrants Jun 2010	0.250	15.2800	2010/06/17	200,000,000	2009/12/16
19831	J P Morgan SP BV	A50 China European Warrants Jun 2010 A	0.250	15.8800	2010/06/29	200,000,000	2009/12/16
19832	J P Morgan SP BV	A50 China European Warrants Aug 2010	0.250	16.8800	2010/08/16	200,000,000	2009/12/16
19833	J P Morgan SP BV	A50 China European Warrants Sep 2010	0.250	18.0000	2010/09/29	200,000,000	2009/12/16
19840	J P Morgan SP BV	R&F Ppt European Warrants Jun 2010 A	0.250	18.8800	2010/06/17	100,000,000	2009/12/16
19838	J P Morgan SP BV	Henderson Land Dev European Wts Jun10	0.540	63.8800	2010/06/17	50,000,000	2009/12/16
19839	J P Morgan SP BV	Sinofert European Warrants Jun 2011	0.250	5.0000	2011/06/29	180,000,000	2009/12/16
19830	Macquarie Bank Ltd.	HSI European Warrants May 2010	0.254	21,600 per 8,000 units	2010/05/28	300,000,000	2009/12/16
19834	Macquarie Bank Ltd.	HSI European Put Warrants May 2010 B	0.182	21,200 per 9,000 units	2010/05/28	300,000,000	2009/12/16
15415 #	Macquarie Bank Ltd.	Hutchison European Warrants Jul 2011	0.060	58.88 per 100 units	2011/07/25	200,000,000	2009/12/16
19865	Barclays Bank plc	China Life European Warrants Mar 2010	0.150	46.8800	2010/03/22	200,000,000	2009/12/17
19869	Barclays Bank plc	China Life European Warrants Aug 2010	0.260	46.8800	2010/08/02	200,000,000	2009/12/17
19866	Barclays Bank plc	PetroChina European Warrants Jul 2010 C	0.770	10.38 per unit	2010/07/05	100,000,000	2009/12/17
19867	Barclays Bank plc	PetroChina European Warrants Jul 2010 D	0.530	11.28 per unit	2010/07/05	100,000,000	2009/12/17
19868	Barclays Bank plc	PetroChina European Warrants Sep 2010	0.540	11.88 per unit	2010/09/06	100,000,000	2009/12/17
19871	BNP Paribas Arbit Issu B.V.	Ch Comm Cons Eur Wt Nov 2011	0.250	7.4900	2011/11/02	100,000,000	2009/12/17
19870	BNP Paribas Arbit Issu B.V.	China Coal Euro Wts Sep10	0.300	13.9800	2010/09/06	100,000,000	2009/12/17
19872	BNP Paribas Arbit Issu B.V.	CRCC European Wts Dec 2010	0.250	9.9800	2010/12/03	100,000,000	2009/12/17
19873	BNP Paribas Arbit Issu B.V.	R&F Ppt European Wts Aug10	0.270	14.9800	2010/08/04	100,000,000	2009/12/17
19874	BNP Paribas Arbit Issu B.V.	Yanzhou Coal Euro Wts Sep10	0.290	16.9800	2010/09/06	100,000,000	2009/12/17
19858	Credit Suisse AG	HSBC European Wts Sep 2010 A	0.150	83.38 per 93 units	2010/09/27	200,000,000	2009/12/17
19859	Credit Suisse AG	HSBC European Wts Sep 2010 B	0.150	78.63 per 93 units	2010/09/20	200,000,000	2009/12/17
19886	Goldman Sachs SP (Asia)	HSI European Put Wts Jun 2010 A	0.250	22,200 per 10,000 units	2010/06/29	200,000,000	2009/12/17
19884	Goldman Sachs SP (Asia)	HSI European Warrants May 2010 A	0.150	22,600 per 9,000 units	2010/05/28	200,000,000	2009/12/17
19885	Goldman Sachs SP (Asia)	HSI European Warrants May 2010 B	0.150	23,200 per 9,000 units	2010/05/28	200,000,000	2009/12/17
19860	J P Morgan SP BV	Anhui Conch European Warrants Aug 2010	0.150	50 per 100 units	2010/08/20	200,000,000	2009/12/17
19861	J P Morgan SP BV	China Unicom European Warrants Aug 2010	0.250	10.8800	2010/08/30	200,000,000	2009/12/17
19862	J P Morgan SP BV	HKEx European Warrants May 2010 A	0.176	140 per 100 units	2010/05/20	250,000,000	2009/12/17
19863	J P Morgan SP BV	HKEx European Warrants May 2010 B	0.150	153.88 per 100 units	2010/05/03	250,000,000	2009/12/17
19864	J P Morgan SP BV	JX Copper European Warrants Jun 2010 B	0.264	19.8800	2010/06/17	150,000,000	2009/12/17
19857	Macquarie Bank Ltd.	CNPC European Warrants Nov 2010 A	0.250	11.8800	2010/11/12	200,000,000	2009/12/17
19851	Merrill Lynch Int'l & Co. C.V.	CK(H) Euro Put Warrants Jan11	0.250	103.99 per 100 units	2011/01/31	200,000,000	2009/12/17
19844	Merrill Lynch Int'l & Co. C.V.	HS Bank Euro Wts Jun 2010	0.310	136.9900	2010/06/28	200,000,000	2009/12/17
19852	Merrill Lynch Int'l & Co. C.V.	HS Bank Euro Put Wts Nov 10	0.255	123.99 per 100 units	2010/11/01	200,000,000	2009/12/17
19853	Merrill Lynch Int'l & Co. C.V.	HSBC Euro Put Wt Jan 2011	0.255	99.99 per 100 units	2011/01/31	200,000,000	2009/12/17

## Newly listed derivative warrants (continued)

Code	Issuer	Name of issue	Issue prices (HK\$)	Strike level/ Subscription price (HK\$) per 10 units	Subscription/ exercise period	Unit issued on initial listing	Listing date
19848	Merrill Lynch Int'l & Co. C.V.	HSBC Euro Wts May 2010 B	0.233	107.9900	2010/05/24	200,000,000	2009/12/17
19845	Merrill Lynch Int'l & Co. C.V.	HS Bank Euro Wts Jun 2011 B	0.250	93.99 per 100 units	2011/06/27	200,000,000	2009/12/17
19849	Merrill Lynch Int'l & Co. C.V.	Hutchison Euro Wts Oct 2010	0.800	47.9900	2010/10/11	100,000,000	2009/12/17
19854	Merrill Lynch Int'l & Co. C.V.	Hutchison Euro Put Wts Oct10	0.290	39.9900	2010/10/18	200,000,000	2009/12/17
19855	Merrill Lynch Int'l & Co. C.V.	Hutchison Euro Put Wts Nov10	1.170	55.9900	2010/11/08	50,000,000	2009/12/17
19850	Merrill Lynch Int'l & Co. C.V.	SHK Ppt Euro Wts Sep 2011	0.255	124.99 per 100 units	2011/09/05	200,000,000	2009/12/17
19856	Merrill Lynch Int'l & Co. C.V.	SHK Ppt Euro Put Wts Dec 10	0.255	119.99 per 100 units	2010/12/13	200,000,000	2009/12/17
19875	UBS AG	BOCL European Warrants May 2010	0.150	5.40 per unit	2010/05/28	100,000,000	2009/12/17
19876	UBS AG	BOCL European Warrants Jun 2010	0.300	4.60 per unit	2010/06/07	100,000,000	2009/12/17
19879	UBS AG	CC Bank European Warrants Jun 2010	0.250	8.68 per unit	2010/06/29	100,000,000	2009/12/17
19877	UBS AG	CC Bank European Warrants May 2010 A	0.500	7.08 per unit	2010/05/03	100,000,000	2009/12/17
19878	UBS AG	CC Bank European Warrants May 2010 B	0.305	7.88 per unit	2010/05/24	100,000,000	2009/12/17
19880	UBS AG	China Life European Warrants May 2010 B	0.300	41.4800	2010/05/31	200,000,000	2009/12/17
19881	UBS AG	China Life European Warrants May 2010 C	0.200	45.5800	2010/05/24	200,000,000	2009/12/17
19882	UBS AG	ICBC European Warrants Jun 2010 A	0.250	7.68 per unit	2010/06/30	100,000,000	2009/12/17
19883	UBS AG	ICBC European Warrants Jun 2010 B	0.250	8.38 per unit	2010/06/28	100,000,000	2009/12/17
19908	ABN AMRO Bank N.V.	China Life European Warrants Jun 2010	0.257	44.8800	2010/06/18	300,000,000	2009/12/18
19909	ABN AMRO Bank N.V.	HSBC European Warrants Jun 2010 B	0.693	93.8800	2010/06/07	200,000,000	2009/12/18
19910	ABN AMRO Bank N.V.	HSI European Warrants Apr 2010 A	0.167	22,200 per 10,000 units	2010/04/29	400,000,000	2009/12/18
19890	Credit Suisse AG	CC Bank European Warrants May 2010 A	0.370	7.08 per unit	2010/05/03	200,000,000	2009/12/18
19889	Credit Suisse AG	Sinopec Corp European Warrants Apr 2010A	0.330	6.38 per unit	2010/04/19	200,000,000	2009/12/18
19888	Credit Suisse AG	HKEx European Warrants May 2010	0.150	133 per 100 units	2010/05/10	200,000,000	2009/12/18
19887	Credit Suisse AG	HKEx European Put Warrants Jul 2010 B	0.150	128 per 100 units	2010/07/19	200,000,000	2009/12/18
19891	Credit Suisse AG	ICBC European Warrants May 2010 A	0.410	6.39 per unit	2010/05/03	200,000,000	2009/12/18
19915	Goldman Sachs SP (Asia)	BOCL European Warrants Jun 2010 A	0.290	4.80 per unit	2010/06/29	200,000,000	2009/12/18
19916	Goldman Sachs SP (Asia)	BOCL European Warrants Jun 2010 B	0.250	5.20 per unit	2010/06/29	200,000,000	2009/12/18
19911	Goldman Sachs SP (Asia)	China Mobile Euro Wts Jun 2010 A	0.460	75.0000	2010/06/29	200,000,000	2009/12/18
19912	Goldman Sachs SP (Asia)	China Mobile Euro Wts Jun 2010 B	0.270	83.0000	2010/06/29	200,000,000	2009/12/18
19913	Goldman Sachs SP (Asia)	HSBC European Warrants Jun 2010 A	0.670	95.0000	2010/06/29	200,000,000	2009/12/18
19914	Goldman Sachs SP (Asia)	HSBC European Warrants Jun 2010 B	0.390	105.0000	2010/06/29	200,000,000	2009/12/18
19903	J P Morgan SP BV	BOCL European Warrants Jun 2010 A	0.442	4.28 per unit	2010/06/18	150,000,000	2009/12/18
19904	J P Morgan SP BV	BOCL European Warrants Jun 2010 B	0.294	4.68 per unit	2010/06/18	150,000,000	2009/12/18
19917	J P Morgan SP BV	China Mob European Wts Jun 2010 A	0.250	81.8800	2010/06/18	188,000,000	2009/12/18
19905	J P Morgan SP BV	Sinopec Corp European Warrants Jun 2010	0.250	8.38 per unit	2010/06/18	80,000,000	2009/12/18
19906	J P Morgan SP BV	China Railway European Warrants Nov 2010	0.150	6.5000	2010/11/10	200,000,000	2009/12/18
19897	Merrill Lynch Int'l & Co. C.V.	Ch Mobile Eu Put Wt Aug 10	0.740	63.9900	2010/08/30	100,000,000	2009/12/18
19895	Merrill Lynch Int'l & Co. C.V.	Ch Telecom Eur Wt Oct 2010	0.350	3.99 per unit	2010/10/11	150,000,000	2009/12/18
19899	Merrill Lynch Int'l & Co. C.V.	Ch Telecom Eur Put Wts Oct 10	0.275	2.59 per unit	2010/10/18	150,000,000	2009/12/18
19893	Merrill Lynch Int'l & Co. C.V.	Ch Mobile Eur Wt Aug 2010 B	0.880	69.9900	2010/08/16	150,000,000	2009/12/18
19894	Merrill Lynch Int'l & Co. C.V.	Ch Mobile Eur Wt Oct 2010 B	0.590	79.9900	2010/10/25	150,000,000	2009/12/18
19898	Merrill Lynch Int'l & Co. C.V.	Sinopec Eu Put Wts Sep 10B	0.330	4.89 per unit	2010/09/13	150,000,000	2009/12/18
19901	Merrill Lynch Int'l & Co. C.V.	HKEx Eur Put Wts Jul 2010	0.176	133.89 per 100 units	2010/07/19	200,000,000	2009/12/18
19896	Merrill Lynch Int'l & Co. C.V.	HKEx Euro Wts Oct 2010 B	0.160	144.99 per 100 units	2010/10/25	200,000,000	2009/12/18

## Newly listed derivative warrants (continued)

Code	Issuer	Name of issue	Issue prices (HK\$)	Strike level/ Subscription price (HK\$) per 10 units	Subscription/ exercise period	Unit issued on initial listing	Listing date
19900	Merrill Lynch Int'l & Co. C.V.	JX Copper Euro Put Wt Jun10	0.285	17.9900	2010/06/21	150,000,000	2009/12/18
19902	Merrill Lynch Int'l & Co. C.V.	PetroChina Eu Put Wt Aug 10	0.670	7.99 per unit	2010/08/09	100,000,000	2009/12/18
10939	SGA Societe Generale Acceptance NV	Nikkei 225 Eu Wt Jul10A	0.250	10,000 per 350 units	2010/07/09	100,000,000	2009/12/18
10940	SGA Societe Generale Acceptance NV	Nikkei 225 Eu Wt Jul10B	0.250	10,500 per 275 units	2010/07/09	100,000,000	2009/12/18
10943	SGA Societe Generale Acceptance NV	Nikkei 225 Eu Wt Jul10C	0.250	11,000 per 210 units	2010/07/09	100,000,000	2009/12/18
10947	SGA Societe Generale Acceptance NV	N225 Eu Put Wt Jul10D	0.250	9,500 per 250 units	2010/07/09	100,000,000	2009/12/18
10948	SGA Societe Generale Acceptance NV	N225 Eu Put Wt Jul10E	0.250	10,000 per 325 units	2010/07/09	100,000,000	2009/12/18
19907	UBS AG	China Mobile European Warrants Jun 2010 C	0.257	81.8800	2010/06/28	200,000,000	2009/12/18
19892	UBS AG	HSBC European Put Warrants Dec 2010	0.150	84 per 100 units	2010/12/06	200,000,000	2009/12/18
17597 #	Deutsche Bank AG	A50 China European Warrants Mar 2010 C	0.107	15.0000	2010/03/29	400,000,000	2009/12/18
19926	Barclays Bank plc	China Mobile European Warrants Jun 2010	0.560	78.8800	2010/06/28	100,000,000	2009/12/21
19938	Barclays Bank plc	CC Bank European Warrants Mar 2010 A	0.430	7.38 per unit	2010/03/29	100,000,000	2009/12/21
19939	Barclays Bank plc	CC Bank European Warrants Mar 2010 B	0.170	8.38 per unit	2010/03/29	100,000,000	2009/12/21
19925	Barclays Bank plc	China Mobile European Warrants May 2010B	0.320	86.0000	2010/05/28	100,000,000	2009/12/21
19933	Barclays Bank plc	A50 China European Warrants Mar 2010	0.150	14.3800	2010/03/29	100,000,000	2009/12/21
19935	Barclays Bank plc	A50 China European Warrants Jul 2010 A	1.360	16.18 per unit	2010/07/05	100,000,000	2009/12/21
19936	Barclays Bank plc	A50 China European Warrants Aug 2010	1.270	16.90 per unit	2010/08/02	100,000,000	2009/12/21
19937	Barclays Bank plc	A50 China European Warrants Sep 2010 A	1.230	17.64 per unit	2010/09/06	100,000,000	2009/12/21
19934	Barclays Bank plc	A50 China European Put Warrants May 2010	0.180	14.8800	2010/05/03	100,000,000	2009/12/21
19927	Barclays Bank plc	HKEx European Warrants Aug 2010	0.250	140.88 per 100 units	2010/08/02	100,000,000	2009/12/21
19928	Barclays Bank plc	HKEx European Warrants Sep 2010	0.250	148.88 per 100 units	2010/09/06	100,000,000	2009/12/21
19931	Barclays Bank plc	ICBC European Warrants Aug 2010 A	0.590	7.08 per unit	2010/08/30	100,000,000	2009/12/21
19932	Barclays Bank plc	ICBC European Warrants Oct 2010	0.420	8 per unit	2010/10/04	100,000,000	2009/12/21
19929	Barclays Bank plc	ICBC European Warrants May 2010 C	0.200	8.28 per unit	2010/05/04	100,000,000	2009/12/21
19930	Barclays Bank plc	ICBC European Warrants Jul 2010 B	0.430	7.28 per unit	2010/07/05	100,000,000	2009/12/21
19920	SGA Societe Generale Acceptance N.V.	CCB Eur Wt Jul 2010 A	0.640	7.38 per unit	2010/07/05	80,000,000	2009/12/21
19918	SGA Societe Generale Acceptance N.V.	HSI Eur Wt Jun 2010 A	0.250	22,600 per 7,500 units	2010/06/29	300,000,000	2009/12/21
19919	SGA Societe Generale Acceptance N.V.	HSI Eur Wt Jun 2010 B	0.250	23,000 per 7,000 units	2010/06/29	300,000,000	2009/12/21
19923	SGA Societe Generale Acceptance N.V.	HSI Eu Put Wt Jun 10C	0.270	21,000 per 7,500 units	2010/06/29	300,000,000	2009/12/21
19924	SGA Societe Generale Acceptance N.V.	HSI Eu Put Wt Jun 10D	0.280	21,400 per 8,000 units	2010/06/29	300,000,000	2009/12/21
19921	SGA Societe Generale Acceptance N.V.	ICBC Eu Wt Jul 2010 A	0.460	7.38 per unit	2010/07/05	80,000,000	2009/12/21
17389 #	Macquarie Bank Ltd.	CHALCO European Warrants Mar 2010 A	0.068	10.0000	2010/03/30	300,000,000	2009/12/21
18238 #	CC Rabobank B.A.	HSBC European Warrants Nov 2010	0.092	92.593 per 93 units	2010/11/30	500,000,000	2009/12/21
19971	BNP Paribas Arbit Issu B.V.	BOCL European Wts Aug 2010	0.470	4.28 per unit	2010/08/02	200,000,000	2009/12/22
19982	Credit Suisse AG	BYD European Warrants May 2010	0.150	74.90 per 100 units	2010/05/31	200,000,000	2009/12/22
19983	Credit Suisse AG	A50 China European Warrants May 2010 B	0.150	14.7000	2010/05/24	200,000,000	2009/12/22
19980	Credit Suisse AG	HSBC European Wts Nov 2010	0.150	92.60 per 93 units	2010/11/29	200,000,000	2009/12/22
19981	Credit Suisse AG	Tencent Holdings European Warrants Jul 10	0.250	183.88 per 100 units	2010/07/19	200,000,000	2009/12/22
19967	Deutsche Bank AG	CNPC European Warrants Sep 2010 A	0.210	11.0000	2010/09/27	150,000,000	2009/12/22
19946	Deutsche Bank AG	Sinopec Corp European Warrants Apr 2010 B	0.340	7.78 per unit	2010/04/14	200,000,000	2009/12/22
19968	Deutsche Bank AG	Tencent Holdings European Warrants Jun10C	0.180	180 per 100 units	2010/06/14	200,000,000	2009/12/22
19942	HK Bank	CC Bank European Warrants Jun 2010 B	0.320	8.08 per unit	2010/06/22	120,000,000	2009/12/22
19965	Macquarie Bank Ltd.	Ch Dongxiang European Warrants Jun 10	0.255	7.58 per unit	2010/06/22	128,000,000	2009/12/22

## Newly listed derivative warrants (continued)

Code	Issuer	Name of issue	Issue prices (HK\$)	Strike level/ Subscription price (HK\$) per 10 units	Subscription/ exercise period	Unit issued on initial listing	Listing date
19966	Macquarie Bank Ltd.	Ch Molybdenum European Wts Dec 2010	0.195	6.9900	2010/12/23	300,000,000	2009/12/22
19943	Macquarie Bank Ltd.	Tencent European Warrants Jul 2010	0.250	200 per 100 units	2010/07/29	300,000,000	2009/12/22
19922	Merrill Lynch Int'l & Co. C.V.	HSI European Warrants May10D	0.208	21,600 per 10,000 units	2010/05/28	300,000,000	2009/12/22
19940	Merrill Lynch Int'l & Co. C.V.	HSI European Warrants May10E	0.164	22,200 per 11,000 units	2010/05/28	300,000,000	2009/12/22
19941	Merrill Lynch Int'l & Co. C.V.	HSI European Warrants Jul10B	0.186	22,800 per 10,000 units	2010/07/29	300,000,000	2009/12/22
19944	Merrill Lynch Int'l & Co. C.V.	HSI European Put Wts May10F	0.156	21,000 per 10,000 units	2010/05/28	300,000,000	2009/12/22
19945	Merrill Lynch Int'l & Co. C.V.	HSI European Put Wts May10G	0.226	22,000 per 10,000 units	2010/05/28	300,000,000	2009/12/22
19976	Nomura Int'l plc	China Life European Warrants Jun 2010 A	0.458	39.8800	2010/06/30	200,000,000	2009/12/22
19977	Nomura Int'l plc	China Life European Warrants Jun 2010 B	0.293	44.8800	2010/06/30	200,000,000	2009/12/22
19978	Nomura Int'l plc	China Life European Warrants Sep 2010 A	0.347	46.8800	2010/09/30	200,000,000	2009/12/22
19979	Nomura Int'l plc	China Life European Put Warrants Jun 2010	0.400	36.6800	2010/06/30	200,000,000	2009/12/22
19972	Nomura Int'l plc	JIANC European Warrants Jun 2010 A	0.350	18.8800	2010/06/30	100,000,000	2009/12/22
19973	Nomura Int'l plc	JIANC European Warrants Jun 2010 B	0.255	21.8800	2010/06/30	100,000,000	2009/12/22
19974	Nomura Int'l plc	JIANC European Warrants Sep 2010 A	0.350	20.9800	2010/09/30	100,000,000	2009/12/22
19975	Nomura Int'l plc	JIANC European Warrants Sep 2010 B	0.305	22.8800	2010/09/30	100,000,000	2009/12/22
19947	UBS AG	CC Bank European Warrants Aug 2010	0.400	7.68 per unit	2010/08/30	200,000,000	2009/12/22
19948	UBS AG	CC Bank European Warrants Sep 2010	0.250	8.88 per unit	2010/09/13	200,000,000	2009/12/22
19949	UBS AG	China Life European Warrants Aug 2010 A	0.250	44.8800	2010/08/23	200,000,000	2009/12/22
19950	UBS AG	China Life European Warrants Aug 2010 B	0.250	48.8800	2010/08/30	200,000,000	2009/12/22
19953	UBS AG	CNOOC European Warrants Sep 2010	0.150	13.9800	2010/09/28	200,000,000	2009/12/22
19951	UBS AG	Sinopec Corp European Warrants Jun 2010	0.450	7.28 per unit	2010/06/28	200,000,000	2009/12/22
19952	UBS AG	Sinopec Corp European Warrants Jul 2010 A	0.250	8.68 per unit	2010/07/05	200,000,000	2009/12/22
19969	UBS AG	A50 China European Warrants Jun 2010 B	0.250	14.8800	2010/06/28	200,000,000	2009/12/22
19970	UBS AG	A50 China European Warrants Sep 2010	0.250	16.3800	2010/09/13	200,000,000	2009/12/22
19954	UBS AG	HKEx European Warrants Jul 2010	0.250	138.88 per 100 units	2010/07/19	200,000,000	2009/12/22
19955	UBS AG	HKEx European Warrants Sep 2010 A	0.250	155 per 100 units	2010/09/13	200,000,000	2009/12/22
19956	UBS AG	HKEx European Warrants Sep 2010 B	0.250	163.88 per 100 units	2010/09/27	200,000,000	2009/12/22
19957	UBS AG	HKEx European Warrants Dec 2010 B	0.250	175 per 100 units	2010/12/06	200,000,000	2009/12/22
19963	UBS AG	HKEx European Put Warrants Jul 2010 B	0.180	128 per 100 units	2010/07/19	200,000,000	2009/12/22
19964	UBS AG	HKEx European Put Warrants Jul 2010 C	0.205	133.88 per 100 units	2010/07/26	200,000,000	2009/12/22
19959	UBS AG	HSBC European Warrants Oct 2010	0.159	83.60 per 93 units	2010/10/25	200,000,000	2009/12/22
19958	UBS AG	HSBC European Warrants Jun 2010 B	0.500	98.8800	2010/06/28	80,000,000	2009/12/22
19960	UBS AG	ICBC European Warrants Sep 2010 A	0.350	7.58 per unit	2010/09/20	200,000,000	2009/12/22
19961	UBS AG	ICBC European Warrants Sep 2010 B	0.250	8.28 per unit	2010/09/27	200,000,000	2009/12/22
19962	UBS AG	Jiangxi Copper European Warrants Jun 2010	0.250	22.8800	2010/06/28	200,000,000	2009/12/22
17989 #	Merrill Lynch Int'l & Co. C.V.	HSI European Warrants Feb10F	0.069	22,800 per 9,000 units	2010/02/25	200,000,000	2009/12/22
20014	ABN AMRO Bank N.V.	BOCL European Warrants Jul 2010	0.536	4.05 per unit	2010/07/26	200,000,000	2009/12/23
20015	ABN AMRO Bank N.V.	HKEx European Warrants Jun 2010	0.157	139 per 100 units	2010/06/28	200,000,000	2009/12/23
19988	Barclays Bank plc	HKEx European Warrants Jul 2010 B	0.250	134.88 per 100 units	2010/07/05	100,000,000	2009/12/23
19989	Barclays Bank plc	Jiangxi Copper European Warrants May 10	0.260	18.9900	2010/05/03	100,000,000	2009/12/23
19990	Barclays Bank plc	Jiangxi Copper European Warrants Aug 10	0.250	22.8000	2010/08/02	100,000,000	2009/12/23
19991	Barclays Bank plc	Tencent Holdings European Warrants May10A	0.340	137.88 per 100 units	2010/05/31	100,000,000	2009/12/23
19992	Barclays Bank plc	Tencent Holdings European Warrants May10B	0.280	148.88 per 100 units	2010/05/31	100,000,000	2009/12/23

## Newly listed derivative warrants (continued)

Code	Issuer	Name of issue	Issue prices (HK\$)	Strike level/ Subscription price (HK\$) per 10 units	Subscription/ exercise period	Unit issued on initial listing	Listing date
19993	Barclays Bank plc	Tencent Holdings European Warrants Jun10A	0.190	168.88 per 100 units	2010/06/01	100,000,000	2009/12/23
19994	Barclays Bank plc	Tencent Holdings European Warrants Jun10B	0.370	133.88 per 100 units	2010/06/08	100,000,000	2009/12/23
19995	Barclays Bank plc	Tencent Holdings European Warrants Jul10A	0.260	156.80 per 100 units	2010/07/05	100,000,000	2009/12/23
19996	Barclays Bank plc	Tencent Holdings European Warrants Jul10B	0.250	166.80 per 100 units	2010/07/05	100,000,000	2009/12/23
19997	Barclays Bank plc	Tencent Holdings European Warrants Aug10A	0.260	160.80 per 100 units	2010/08/02	100,000,000	2009/12/23
19998	Barclays Bank plc	Tencent Holdings European Warrants Aug10B	0.250	172.80 per 100 units	2010/08/02	100,000,000	2009/12/23
19999	Barclays Bank plc	Tencent Holdings European Warrants Sep10A	0.250	166.80 per 100 units	2010/09/06	100,000,000	2009/12/23
20001	Barclays Bank plc	Tencent Holdings European Warrants Sep10B	0.250	174.80 per 100 units	2010/09/06	100,000,000	2009/12/23
20002	Barclays Bank plc	Tencent Holdings European Warrants Oct10A	0.280	160.80 per 100 units	2010/10/04	100,000,000	2009/12/23
20003	Barclays Bank plc	Tencent Holdings European Warrants Oct10B	0.260	178.80 per 100 units	2010/10/04	100,000,000	2009/12/23
20008	Credit Suisse AG	Sinopec Corp European Warrants Apr 2010 B	0.200	7.39 per unit	2010/04/26	200,000,000	2009/12/23
20009	Credit Suisse AG	Sinopec Corp European Warrants Jun 2010 A	0.430	6.888 per unit	2010/06/28	200,000,000	2009/12/23
20010	Credit Suisse AG	Sinopec Corp European Warrants Jun 2010 B	0.250	7.888 per unit	2010/06/29	200,000,000	2009/12/23
20005	Credit Suisse AG	HSBC European Wts May 2010 A	0.150	99.9000	2010/05/10	200,000,000	2009/12/23
20011	Credit Suisse AG	Hutchison European Warrants Jun 2010	0.250	55.8800	2010/06/28	200,000,000	2009/12/23
20006	Credit Suisse AG	Jiangxi Copper European Wts May 2010 A	0.150	19.8800	2010/05/04	200,000,000	2009/12/23
20007	Credit Suisse AG	Jiangxi Copper European Wts Jun 2010	0.150	20.9000	2010/06/21	200,000,000	2009/12/23
20004	Credit Suisse AG	Tencent Holdings European Warrants May 2010	0.150	170.10 per 100 units	2010/05/17	200,000,000	2009/12/23
20016	Deutsche Bank AG	BOCL European Warrants Apr 2010	0.380	4.18 per unit	2010/04/27	150,000,000	2009/12/23
20019	Deutsche Bank AG	HKEx European Put Warrants Apr 2010	0.150	135 per 100 units	2010/04/26	150,000,000	2009/12/23
19987	SGA Societe Generale Acceptance N.V.	CTel Eu Wt Jul 2010A	0.250	3.90 per unit	2010/07/14	80,000,000	2009/12/23
19984	SGA Societe Generale Acceptance N.V.	CNPC Euro Wts Oct 10A	0.250	10.4800	2010/10/18	200,000,000	2009/12/23
19985	SGA Societe Generale Acceptance N.V.	CNPC Euro Wts Nov 10	0.250	11.0000	2010/11/22	200,000,000	2009/12/23
19986	SGA Societe Generale Acceptance N.V.	CP&CC Eur Wt Aug 10B	0.700	7.50 per unit	2010/08/02	80,000,000	2009/12/23
20012	SGA Societe Generale Acceptance N.V.	HSCEI Eu Wt Jun10A	0.250	13,000 per 5,600 units	2010/06/29	300,000,000	2009/12/23
20013	SGA Societe Generale Acceptance N.V.	HSCEI Eu Wt Jun10B	0.250	13,800 per 4,500 units	2010/06/29	300,000,000	2009/12/23
20017	SGA Societe Generale Acceptance N.V.	HSCEI Eu Put Wt Jun10C	0.250	11,600 per 4,600 units	2010/06/29	300,000,000	2009/12/23
20018	SGA Societe Generale Acceptance N.V.	HSCEI Eu Put Wt Jun10D	0.250	12,400 per 6,200 units	2010/06/29	300,000,000	2009/12/23
18898 #	UBS AG	China Life European Warrants Mar 2010 A	0.123	42.8800	2010/03/15	200,000,000	2009/12/23
20024	KBC Fin Products Int'l Ltd.	HSBC European Wts Jun 2010 G	0.440	96.8800	2010/06/24	218,000,000	2009/12/24
20020	KBC Fin Products Int'l Ltd.	HSCEI Euro Wts Jun 2010 A	0.250	12,600 per 8,400 units	2010/06/29	200,000,000	2009/12/24
20021	KBC Fin Products Int'l Ltd.	HSCEI Euro Wts Jun 2010 B	0.250	14,200 per 6,200 units	2010/06/29	200,000,000	2009/12/24
20022	KBC Fin Products Int'l Ltd.	HSCEI Euro Wts Jul 2010	0.250	15,400 per 5,400 units	2010/07/29	200,000,000	2009/12/24
20025	KBC Fin Products Int'l Ltd.	HSCEI Euro Put Wts Jun 2010 C	0.250	12,600 per 8,900 units	2010/06/29	200,000,000	2009/12/24
20026	KBC Fin Products Int'l Ltd.	HSCEI Euro Put Wts Jun 2010 D	0.250	13,800 per 12,000 units	2010/06/29	200,000,000	2009/12/24
20027	KBC Fin Products Int'l Ltd.	HSCEI Euro Put Wts Jun 2010 E	0.250	15,000 per 15,000 units	2010/06/29	200,000,000	2009/12/24
20023	KBC Fin Products Int'l Ltd.	HSI European Wts Jun 2010 I	0.250	22,800 per 10,000 units	2010/06/29	400,000,000	2009/12/24
20028	KBC Fin Products Int'l Ltd.	HSI Euro Put Wts Jun 2010 J	0.250	19,600 per 8,600 units	2010/06/29	400,000,000	2009/12/24
18497 #	Deutsche Bank AG	BOCL European Warrants Mar 2010 A	0.086	4.80 per unit	2010/03/15	250,000,000	2009/12/24
18266 #	UBS AG	HSBC European Warrants Nov 2010	0.091	92.60 per 93 units	2010/11/29	200,000,000	2009/12/24
20047	Barclays Bank plc	China Mobile European Warrants Aug 2010	0.410	84.8000	2010/08/09	100,000,000	2009/12/28
20050	Barclays Bank plc	China Mobile European Warrants Oct 2010	0.870	70.8000	2010/10/04	100,000,000	2009/12/28
20053	Barclays Bank plc	China Mobile European Put Warrants Jul10	0.480	62.8000	2010/07/05	100,000,000	2009/12/28



## Newly listed derivative warrants (continued)

Code	Issuer	Name of issue	Issue prices (HK\$)	Strike level/ Subscription price (HK\$) per 10 units	Subscription/ exercise period	Unit issued on initial listing	Listing date
20046	Barclays Bank plc	China Mobile European Warrants Jul 2010B	0.650	72.8000	2010/07/05	100,000,000	2009/12/28
20048	Barclays Bank plc	China Mobile European Warrants Sep 2010A	0.720	76.8000	2010/09/06	100,000,000	2009/12/28
20049	Barclays Bank plc	China Mobile European Warrants Sep 2010B	0.320	91.8000	2010/09/06	100,000,000	2009/12/28
20051	Barclays Bank plc	China Mobile European Warrants Nov 2010A	0.400	89.8000	2010/11/01	150,000,000	2009/12/28
20052	Barclays Bank plc	China Mobile European Warrants Nov 2010B	0.250	99.8800	2010/11/01	150,000,000	2009/12/28
20033	Barclays Bank plc	Sinopec Corp European Warrants Jul 2010B	0.600	6.88 per unit	2010/07/05	100,000,000	2009/12/28
20034	Barclays Bank plc	Sinopec Corp European Warrants Jul 2010C	0.300	8 per unit	2010/07/05	150,000,000	2009/12/28
20035	Barclays Bank plc	Sinopec Corp European Warrants Sep 2010A	0.520	7.58 per unit	2010/09/06	100,000,000	2009/12/28
20036	Barclays Bank plc	Sinopec Corp European Warrants Sep 2010B	0.340	8.38 per unit	2010/09/06	100,000,000	2009/12/28
20037	Barclays Bank plc	Sinopec Corp European Warrants Nov 2010	0.460	8.08 per unit	2010/11/01	100,000,000	2009/12/28
20045	Barclays Bank plc	HSBC European Put Warrants Jul 2010	0.480	78.0000	2010/07/05	100,000,000	2009/12/28
20038	Barclays Bank plc	HSBC European Warrants Jul 2010 B	0.510	97.6000	2010/07/05	100,000,000	2009/12/28
20039	Barclays Bank plc	HSBC European Warrants Jul 2010 C	0.250	120.8000	2010/07/05	150,000,000	2009/12/28
20040	Barclays Bank plc	HSBC European Warrants Sep 2010 A	0.840	90.8000	2010/09/06	100,000,000	2009/12/28
20041	Barclays Bank plc	HSBC European Warrants Sep 2010 B	0.370	108.0000	2010/09/06	100,000,000	2009/12/28
20042	Barclays Bank plc	HSBC European Warrants Sep 2010 C	0.320	118.8000	2010/09/06	150,000,000	2009/12/28
20043	Barclays Bank plc	HSBC European Warrants Nov 2010 B	0.700	98.0000	2010/11/01	100,000,000	2009/12/28
20044	Barclays Bank plc	HSBC European Warrants Nov 2010 C	0.250	122.8000	2010/11/01	150,000,000	2009/12/28
20029	Barclays Bank plc	Jiangxi Copper European Warrants Jul 10A	0.290	18.0000	2010/07/05	150,000,000	2009/12/28
20030	Barclays Bank plc	Jiangxi Copper European Warrants Jul 10B	0.270	20.2000	2010/07/05	150,000,000	2009/12/28
20031	Barclays Bank plc	Jiangxi Copper European Warrants Sep 10A	0.260	21.6000	2010/09/06	150,000,000	2009/12/28
20032	Barclays Bank plc	Jiangxi Copper European Warrants Sep 10B	0.250	24.8000	2010/09/06	150,000,000	2009/12/28
20059	Credit Suisse AG	BOCL European Warrants Apr 2010	0.150	4.17 per unit	2010/04/27	200,000,000	2009/12/28
20066	Credit Suisse AG	BOCL European Warrants Jun 2010	0.250	4.528 per unit	2010/06/28	200,000,000	2009/12/28
20060	Credit Suisse AG	BYD European Warrants Jun 2010	0.150	66 per 100 units	2010/06/21	200,000,000	2009/12/28
20061	Credit Suisse AG	CC Bank European Warrants Apr 2010	0.295	6.67 per unit	2010/04/19	200,000,000	2009/12/28
20062	Credit Suisse AG	CC Bank European Warrants May 2010 B	0.150	7.78 per unit	2010/05/17	200,000,000	2009/12/28
20065	Credit Suisse AG	A50 China European Warrants Jun 2010	0.250	13.9800	2010/06/28	200,000,000	2009/12/28
20068	Credit Suisse AG	A50 China European Put Warrants Jul 2010	0.250	13.0800	2010/07/26	200,000,000	2009/12/28
20063	Credit Suisse AG	HSBC European Wts May 2010 B	0.250	93.8800	2010/05/31	200,000,000	2009/12/28
20064	Credit Suisse AG	ICBC European Warrants May 2010 B	0.150	7.08 per unit	2010/05/10	200,000,000	2009/12/28
20067	Credit Suisse AG	Zijin Mining European Warrants Aug 2010	0.250	7.6800	2010/08/30	200,000,000	2009/12/28
20070	J P Morgan SP BV	Ch Comm Cons European Warrants Dec 2010 B	0.250	7.0000	2010/12/30	250,000,000	2009/12/28
20069	J P Morgan SP BV	Cheung Kong European Warrants Jun 2010	0.150	100 per 100 units	2010/06/22	300,000,000	2009/12/28
20072	J P Morgan SP BV	R&F Ppt European Warrants Jun 2010 B	0.250	15.0000	2010/06/28	100,000,000	2009/12/28
20074	J P Morgan SP BV	PetroChina European Warrants Aug 2010	0.150	8.8800	2010/08/13	388,000,000	2009/12/28
20071	J P Morgan SP BV	Yurun Food European Warrants Jun 2010	0.250	23.8800	2010/06/29	80,000,000	2009/12/28
20075	J P Morgan SP BV	Yanzhou Coal European Warrants Jun 2010 C	0.250	18.8800	2010/06/28	180,000,000	2009/12/28
20078	KBC Fin Products Int'l Ltd.	CNOOC European Wts Aug 2010 B	0.290	9.8800	2010/08/03	268,000,000	2009/12/28
20079	KBC Fin Products Int'l Ltd.	CNOOC European Wts Oct 2010	0.250	11.3500	2010/10/08	288,000,000	2009/12/28
20076	KBC Fin Products Int'l Ltd.	Sinopec Euro Wts Jul 2010	0.250	8.88 per unit	2010/07/02	308,000,000	2009/12/28
20077	KBC Fin Products Int'l Ltd.	Sinopec Corp Eu Put Wt Nov 10	0.192	7.7800	2010/11/22	258,000,000	2009/12/28
20080	KBC Fin Products Int'l Ltd.	HKEx European Put Wts Jul 10A	0.182	133.88 per 100 units	2010/07/20	258,000,000	2009/12/28

## Newly listed derivative warrants (continued)

Code	Issuer	Name of issue	Issue prices (HK\$)	Strike level/ Subscription price (HK\$) per 10 units	Subscription/ exercise period	Unit issued on initial listing	Listing date
20081	KBC Fin Products Int'l Ltd.	HKEx European Put Wts Aug 2010	0.290	150 per 100 units	2010/08/03	200,000,000	2009/12/28
20056	Macquarie Bank Ltd.	Sinopec Corp European Wts Jul 2010	0.433	7.50 per unit	2010/07/02	150,000,000	2009/12/28
20055	Macquarie Bank Ltd.	Datang European Warrants Jun 2010	0.291	3.99 per unit	2010/06/28	50,000,000	2009/12/28
20054	Macquarie Bank Ltd.	HSI European Warrants Apr 2010	0.151	22,200 per 10,000 units	2010/04/29	300,000,000	2009/12/28
20058	Macquarie Bank Ltd.	HSI European Put Warrants Apr 2010	0.241	21,000 per 7,000 units	2010/04/29	300,000,000	2009/12/28
20057	Macquarie Bank Ltd.	Huaneng Power European Wts Jul 2010	0.258	5.90 per unit	2010/07/02	100,000,000	2009/12/28
18600 #	CC Rabobank B.A.	CC Bank European Warrants Mar 2010 B	0.089	8 per unit	2010/03/30	120,000,000	2009/12/28
17365 #	CC Rabobank B.A.	Sinopec Corp European Warrants Dec 2010	0.101	6.5800	2010/12/28	250,000,000	2009/12/28
18252 #	CC Rabobank B.A.	HSI European Warrants Feb 2010 G	0.024	23,400 per 11,500 units	2010/02/25	450,000,000	2009/12/28
20097	BOCI Asia Ltd.	Minsheng Bank European Warrants Sep 2010	0.150	8.8000	2010/09/27	100,000,000	2009/12/29
20107	Credit Suisse AG	Alibaba European Warrants Jun 2010	0.250	19.8800	2010/06/29	200,000,000	2009/12/29
20109	Credit Suisse AG	Ch Overseas European Warrants Jun 2010	0.250	17.3800	2010/06/29	200,000,000	2009/12/29
20110	Credit Suisse AG	China Tel European Warrants Jul 2010	0.250	3.38 per unit	2010/07/26	200,000,000	2009/12/29
20108	Credit Suisse AG	China COSCO European Warrants Jul 2010	0.250	9.5800	2010/07/26	200,000,000	2009/12/29
20106	Credit Suisse AG	Cheung Kong European Warrants Oct 2010	0.150	96.98 per 100 units	2010/10/18	200,000,000	2009/12/29
20105	Credit Suisse AG	CNOOC European Warrants Jun 2010	0.150	12.8600	2010/06/07	200,000,000	2009/12/29
20111	Credit Suisse AG	PetroChina European Warrants Jun 2010 B	0.250	10.38 per unit	2010/06/29	200,000,000	2009/12/29
20089	J P Morgan SP BV	Agile Ppt European Warrants Jun 2010 B	0.250	12.0000	2010/06/29	150,000,000	2009/12/29
20090	J P Morgan SP BV	Air China European Warrants Dec 2010	0.250	6.0000	2010/12/30	120,000,000	2009/12/29
20091	J P Morgan SP BV	BankComm European Warrants Oct 2010 B	0.250	8.0000	2010/10/28	300,000,000	2009/12/29
20112	J P Morgan SP BV	BYD European Warrants May 2010 B	0.150	69.80 per 100 units	2010/05/03	200,000,000	2009/12/29
20116	J P Morgan SP BV	China Everbright European Wts Jul 2010 A	0.270	18.0000	2010/07/02	188,000,000	2009/12/29
20113	J P Morgan SP BV	China Mob European Wts Jun 2010 B	0.150	63.88 per 100 units	2010/06/08	388,000,000	2009/12/29
20114	J P Morgan SP BV	Sinopec Corp European Warrants Jul 2011	0.150	5.8880	2011/07/25	300,000,000	2009/12/29
20117	J P Morgan SP BV	Ch Railway Cons European Warrants Aug 10B	0.250	9.8800	2010/08/30	188,000,000	2009/12/29
20118	J P Morgan SP BV	Chi Res Power European Warrants Jul 2010	0.250	13.8800	2010/07/05	188,000,000	2009/12/29
20115	J P Morgan SP BV	Esprit European Wts Apr 2010	0.150	67.30 per 10 units	2010/04/15	88,000,000	2009/12/29
20119	J P Morgan SP BV	HKEx European Warrants Jun 2010	0.250	120 per 100 units	2010/06/29	300,000,000	2009/12/29
20120	J P Morgan SP BV	HSBC European Warrants Oct 2010 B	0.250	78.88 per 100 units	2010/10/25	300,000,000	2009/12/29
20121	J P Morgan SP BV	MTRC European Warrants Jun 2010	0.250	30.0000	2010/06/29	100,000,000	2009/12/29
20122	J P Morgan SP BV	Pacific Basin European Warrants Nov 2010	0.250	5.5000	2010/11/29	150,000,000	2009/12/29
20123	J P Morgan SP BV	SHK Ppt European Warrants Jun 2010 B	0.250	102.88 per 100 units	2010/06/29	200,000,000	2009/12/29
20124	J P Morgan SP BV	Yanzhou Coal European Warrants Jun 2010 D	0.270	15.0000	2010/06/29	188,000,000	2009/12/29
20083	Macquarie Bank Ltd.	Minsheng Bank European Warrants Jun 10	0.150	9.6900	2010/06/07	300,000,000	2009/12/29
20073	Macquarie Bank Ltd.	A50 China European Warrants Apr 2010 B	0.169	13.9800	2010/04/29	300,000,000	2009/12/29
20082	Macquarie Bank Ltd.	A50 China European Warrants May 2010 B	0.151	14.6800	2010/05/28	300,000,000	2009/12/29
20084	Macquarie Bank Ltd.	Jiangxi Copper European Wts Jul 2010 B	0.251	22.0000	2010/07/02	250,000,000	2009/12/29
20094	CC Rabobank B.A.	Ch Mobile European Warrants Jun 2010	0.410	78.0000	2010/06/29	120,000,000	2009/12/29
20092	CC Rabobank B.A.	China Life European Warrants Mar 2010 G	0.300	38.0000	2010/03/30	120,000,000	2009/12/29
20093	CC Rabobank B.A.	China Life European Warrants Jun 2010 B	0.300	40.8000	2010/06/29	120,000,000	2009/12/29
20095	CC Rabobank B.A.	HSBC European Warrants Jul 2010 C	0.680	90.0000	2010/07/29	80,000,000	2009/12/29
20096	CC Rabobank B.A.	ICBC European Warrants Mar 2010 B	0.365	6.59 per unit	2010/03/29	100,000,000	2009/12/29
20085	SGA Societe Generale Acceptance N.V.	BOCL Eu Wt Sep 2010	0.500	4.20 per unit	2010/09/20	80,000,000	2009/12/29

## Newly listed derivative warrants (continued)

Code	Issuer	Name of issue	Issue prices (HK\$)	Strike level/ Subscription price (HK\$) per 10 units	Subscription/ exercise period	Unit issued on initial listing	Listing date
20086	SGA Societe Generale Acceptance N.V.	BOCL Eu Wt Nov 2010	0.430	4.80 per unit	2010/11/22	80,000,000	2009/12/29
20087	SGA Societe Generale Acceptance N.V.	Ch Mob Eu Wt Aug 2010	0.650	75.0000	2010/08/11	80,000,000	2009/12/29
20102	SGA Societe Generale Acceptance N.V.	HSBC Eu Wt Apr 2010 B	0.210	100.0000	2010/04/26	100,000,000	2009/12/29
20088	SGA Societe Generale Acceptance N.V.	Ping An Eu Wt Jun 10	0.750	70.0000	2010/06/30	60,000,000	2009/12/29
20125	UBS AG	China Life European Put Warrants Jul 2010	0.250	30.8800	2010/07/05	200,000,000	2009/12/29
20100	UBS AG	Minsheng Bank European Warrants May 2010	0.150	8.5800	2010/05/31	200,000,000	2009/12/29
20101	UBS AG	Minsheng Bank European Warrants Oct 2010	0.150	9.5800	2010/10/25	200,000,000	2009/12/29
20098	UBS AG	HSI European Warrants May 2010 A	0.150	23,200 per 9,000 units	2010/05/28	200,000,000	2009/12/29
20099	UBS AG	HSI European Warrants Jun 2010 D	0.250	24,500 per 7,000 units	2010/06/29	200,000,000	2009/12/29
20103	UBS AG	HSI European Put Warrants Jun 2010 A	0.300	21,800 per 8,000 units	2010/06/29	200,000,000	2009/12/29
20104	UBS AG	HSI European Put Warrants Jun 2010 B	0.250	20,000 per 8,000 units	2010/06/29	200,000,000	2009/12/29
20127	HK Bank	Li Ning European Warrants Jul 2010	0.250	31.8800	2010/07/16	80,000,000	2009/12/30
20129	HK Bank	Weichai Power European Warrants Aug 2010	0.250	82.0000	2010/08/12	80,000,000	2009/12/30
20126	HK Bank	Yurun Food European Warrants Jul 2010	0.250	24.8800	2010/07/16	80,000,000	2009/12/30
20128	HK Bank	Zijin Mining European Warrants Nov 2010	0.250	8.0000	2010/11/18	120,000,000	2009/12/30
20143	J P Morgan SP BV	A50 China European Warrants Jun 2010 B	0.270	13.8800	2010/06/30	200,000,000	2009/12/30
20144	J P Morgan SP BV	A50 China European Warrants Jun 2010 C	0.250	15.0000	2010/06/30	200,000,000	2009/12/30
20133	J P Morgan SP BV	HKEx European Put Wts Aug 2010	0.250	122.88 per 100 units	2010/08/30	200,000,000	2009/12/30
20132	J P Morgan SP BV	Zijin Mining European Warrants Jun 2010	0.150	7.2800	2010/06/25	200,000,000	2009/12/30
20135	KBC Fin Products Int'l Ltd.	BOCL European Wts Jun 2010	0.220	4.68 per unit	2010/06/10	218,000,000	2009/12/30
20145	KBC Fin Products Int'l Ltd.	BOCL European Wts Jul 2010 A	0.150	5.38 per unit	2010/07/02	328,000,000	2009/12/30
20134	KBC Fin Products Int'l Ltd.	BOCL European Wts May 2010 C	0.150	5.088 per unit	2010/05/10	328,000,000	2009/12/30
20136	KBC Fin Products Int'l Ltd.	China Life Euro Wts Jul 2010 B	0.250	45.0000	2010/07/02	400,000,000	2009/12/30
20137	KBC Fin Products Int'l Ltd.	China Life Euro Wts Aug 2010 A	0.400	37.1800	2010/08/02	248,000,000	2009/12/30
20138	KBC Fin Products Int'l Ltd.	China Life Euro Wts Aug 2010 B	0.250	47.0000	2010/08/06	400,000,000	2009/12/30
20139	KBC Fin Products Int'l Ltd.	CMB European Warrants Jul 2010	0.250	19.8800	2010/07/02	200,000,000	2009/12/30
20140	KBC Fin Products Int'l Ltd.	CMB European Warrants Aug 2010	0.250	22.4800	2010/08/02	200,000,000	2009/12/30
20142	KBC Fin Products Int'l Ltd.	A50 Ch European Put Wts Aug10B	0.250	13.3800	2010/08/10	200,000,000	2009/12/30
20141	KBC Fin Products Int'l Ltd.	ICBC European Wts Jul 2010 A	0.420	6.28 per unit	2010/07/02	238,000,000	2009/12/30
20130	Macquarie Bank Ltd.	Country Garden European Warrants Jun10	0.256	3.88 per unit	2010/06/30	88,000,000	2009/12/30
20131	Macquarie Bank Ltd.	Geely Auto European Put Warrants Jun10	0.581	3 per unit	2010/06/30	100,000,000	2009/12/30
19648 #	KBC Fin Products Int'l Ltd.	Minsheng Bank Euro Wts Jun10A	0.163	7.3800	2010/06/15	400,000,000	2009/12/30
20151	BNP Paribas Arbit Issu B.V.	Bank of EA European Wts Aug 10	0.470	29.8800	2010/08/30	90,000,000	2009/12/31
20153	BNP Paribas Arbit Issu B.V.	Ch Mobile Euro Wts Jul 2010	0.320	83.8800	2010/07/02	200,000,000	2009/12/31
20154	BNP Paribas Arbit Issu B.V.	China Tel Euro Wts Sep 2010 A	0.330	3.99 per unit	2010/09/01	100,000,000	2009/12/31
20152	BNP Paribas Arbit Issu B.V.	China Life Euro Wts Aug 2010	0.480	39.8800	2010/08/30	200,000,000	2009/12/31
20155	BNP Paribas Arbit Issu B.V.	Hutchison European Wts Jul 10	0.600	50.8800	2010/07/28	100,000,000	2009/12/31
20157	KBC Fin Products Int'l Ltd.	BOCL Euro Put Wts Jul 2010	0.270	3.58 per unit	2010/07/05	178,000,000	2009/12/31
20180	KBC Fin Products Int'l Ltd.	BOCL Euro Put Wts Sep 2010	1.550	5.48 per unit	2010/09/01	60,000,000	2009/12/31
20158	KBC Fin Products Int'l Ltd.	CC Bank Euro Wts Jun 2010	0.150	8.888 per unit	2010/06/28	268,000,000	2009/12/31
20159	KBC Fin Products Int'l Ltd.	CC Bank Euro Wts Jul 2010 A	0.570	6.48 per unit	2010/07/02	208,000,000	2009/12/31
20160	KBC Fin Products Int'l Ltd.	CC Bank Euro Wts Jul 2010 B	0.260	7.68 per unit	2010/07/15	228,000,000	2009/12/31
20161	KBC Fin Products Int'l Ltd.	China Life Eur Put Wt Jul 2010	0.250	33.0000	2010/07/08	200,000,000	2009/12/31

## Newly listed derivative warrants (continued)

Code	Issuer	Name of issue	Issue prices (HK\$)	Strike level/ Subscription price (HK\$) per 10 units	Subscription/ exercise period	Unit issued on initial listing	Listing date
20179	KBC Fin Products Int'l Ltd.	Sinopec Euro Wts Jun 2010 B	0.430	7.488 per unit	2010/06/15	228,000,000	2009/12/31
20162	KBC Fin Products Int'l Ltd.	ICBC Euro Put Wts Oct 2010	0.250	7.8000	2010/10/04	200,000,000	2009/12/31
20173	Macquarie Bank Ltd.	China EB Ltd European Warrants Jul 10A	0.254	22.0000	2010/07/05	200,000,000	2009/12/31
20175	Macquarie Bank Ltd.	COSCO Pacific European Warrants Nov 10	0.251	11.9900	2010/11/04	200,000,000	2009/12/31
20174	Macquarie Bank Ltd.	China Tel European Warrants Jun 2010 B	0.150	3.80 per unit	2010/06/02	100,000,000	2009/12/31
20176	Macquarie Bank Ltd.	Lenovo European Warrants Aug 2010	0.393	6 per unit	2010/08/02	100,000,000	2009/12/31
20177	Macquarie Bank Ltd.	Shimao Ppt European Warrants Jul 2010	0.251	15.0000	2010/07/05	100,000,000	2009/12/31
20146	Merrill Lynch Int'l & Co. C.V.	HSI European Warrants Apr10B	0.167	21,000 per 10,000 units	2010/04/29	300,000,000	2009/12/31
20150	Merrill Lynch Int'l & Co. C.V.	HSI European Put Wts Apr10D	0.152	20,200 per 9,000 units	2010/04/29	300,000,000	2009/12/31
20163	CC Rabobank B.A.	CHALCO European Warrants Sep 2010	0.250	8.4000	2010/09/29	200,000,000	2009/12/31
20165	CC Rabobank B.A.	China Overseas European Warrants Aug 2010	0.250	18.5000	2010/08/30	120,000,000	2009/12/31
20164	CC Rabobank B.A.	China COSCO European Warrants Jul 2010	0.250	9.0000	2010/07/29	200,000,000	2009/12/31
20166	CC Rabobank B.A.	Datang European Warrants Aug 2010	0.500	3.80 per unit	2010/08/11	60,000,000	2009/12/31
20167	CC Rabobank B.A.	R&F Ppt European Warrants Jul 2010	0.250	15.0000	2010/07/29	145,000,000	2009/12/31
20168	CC Rabobank B.A.	Huaneng Power European Warrants Jul 2010	0.450	5 per unit	2010/07/13	45,000,000	2009/12/31
20169	CC Rabobank B.A.	Maanshan Iron European Warrants Jun 2011	0.170	6.2800	2011/06/27	350,000,000	2009/12/31
20170	CC Rabobank B.A.	Shenzhen Invest European Warrants Jul 10	0.480	3.80 per unit	2010/07/13	60,000,000	2009/12/31
20171	CC Rabobank B.A.	Shimao Ppt European Warrants Jul 2010	0.250	16.0000	2010/07/08	140,000,000	2009/12/31
20172	CC Rabobank B.A.	Zijin Mining European Warrants Oct 2010	0.150	7.4800	2010/10/05	270,000,000	2009/12/31
20147	SGA Societe Generale Acceptance N.V.	Ch Mob Eu Wt Jul 2010	0.700	70.0000	2010/07/14	80,000,000	2009/12/31
20148	SGA Societe Generale Acceptance N.V.	CP&CC Eur Wt Jul10C	0.750	7 per unit	2010/07/14	80,000,000	2009/12/31
20149	SGA Societe Generale Acceptance N.V.	CTel Eu Wt Jul 2010 B	0.450	3 per unit	2010/07/14	80,000,000	2009/12/31
20156	UBS AG	Sinopec Corp European Warrants Mar 2011	0.150	7.0000	2011/03/28	500,000,000	2009/12/31
20178	UBS AG	A50 China European Put Warrants Jun 2010	0.150	12.8800	2010/06/28	200,000,000	2009/12/31

\* Further issue

## List of expired derivative warrants, 2009

Code	Warrant	Last trading date	Delisted date
07957	BNP Paribas Arbit Issu B.V. – Cheung Kong Euro Wts Dec 2008	2008/12/22	2009/01/02
07961	BNP Paribas Arbit Issu B.V. – SHK Ppt European Wts Dec 2008	2008/12/22	2009/01/02
07433	Fortis Bank S.A./N.V. – CM Bank European Warrants Dec 2008 A	2008/12/22	2009/01/02
03217	Credit Suisse – CM Bank European Warrants Dec 2008	2008/12/22	2009/01/02
05925	Fortis Bank S.A./N.V. – Ch Comm Cons European Wts Dec 2008	2008/12/22	2009/01/02
05705	SGA Societe Generale Acceptance N.V. – BOCL Eu Wt Dec 2008 A	2008/12/22	2009/01/02
05717	SGA Societe Generale Acceptance N.V. – Petch Eur Wt Dec 08 A	2008/12/22	2009/01/02
04653	ABN AMRO Bank N.V. – BankComm European Warrants Dec 2008	2008/12/22	2009/01/02
04668	ABN AMRO Bank N.V. – Sinopec Corp European Wts Dec 2008 C	2008/12/22	2009/01/02
09694	Calyon Fin P (G) Ltd. – BankComm European Warrants Jan 2009	2008/12/22	2009/01/05
03400	ABN AMRO Bank N.V. – Cheung Kong European Wts Dec 2008 A	2008/12/22	2009/01/02
03413	ABN AMRO Bank N.V. – SHK Ppt European Warrants Dec 2008 C	2008/12/22	2009/01/02
07836	Deutsche Bank AG – CC Bank European Warrants Dec 2008 A	2008/12/22	2009/01/02
07762	ABN AMRO Bank N.V. – ICBC European Warrants Dec 2008 A	2008/12/22	2009/01/02
01449	ABN AMRO Bank N.V. – ICBC European Warrants Dec 2008 B	2008/12/22	2009/01/02
01959	BNP Paribas Arbit Issu B.V. – ICBC European Wts Dec 2008	2008/12/22	2009/01/02
02650	ABN AMRO Bank N.V. – Hutchison European Warrants Dec 2008 A	2008/12/22	2009/01/02
02719	ABN AMRO Bank N.V. – Hutchison European Warrants Dec 2008 B	2008/12/22	2009/01/02
01243	CC Rabobank B.A. – ICBC European Warrants Dec 2008	2008/12/22	2009/01/02
03812	Calyon Fin P (G) Ltd. – CC Bank European Warrants Dec 2008 B	2008/12/22	2009/01/02
03982	CC Rabobank B.A. – HSBC European Warrants Dec 2008	2008/12/22	2009/01/02
01497	Calyon Fin P (G) Ltd. – China Railway Euro Wts Dec 2008 A	2008/12/22	2009/01/02
04334	Calyon Fin P (G) Ltd. – Sinopec Corp European Wts Dec 2008 B	2008/12/22	2009/01/02
09122	KBC Fin Products Int'l Ltd. – Ch Comm Cons Eur Wt Jan 2009	2008/12/22	2009/01/05
07153	Fortis Bank S.A./N.V. – China Unicom Euro Put Wts Jan 2009	2008/12/22	2009/01/05
07184	Macquarie Bank Ltd. – Country Garden European Wts Dec 2008	2008/12/22	2009/01/02
02121	Calyon Fin P (G) Ltd. – China Unicom European Wts Jan 2009	2008/12/22	2009/01/05
13040	J P Morgan SP BV – China Shenhua European Warrants Jan 2009	2008/12/22	2009/01/05
13093	KBC Fin Products Int'l Ltd. – PetroChina Eur Put Wt Dec 2008	2008/12/22	2009/01/02
13447	CC Rabobank B.A. – Angang Steel European Warrants Dec 2008	2008/12/22	2009/01/02
13998	ABN AMRO Bank N.V. – China Tel European Warrants Jan 2009 B	2008/12/22	2009/01/05
14732	KBC Fin Products Int'l Ltd. – Ch Mobile Eu Put Wt Dec 2008 D	2008/12/22	2009/01/02
14898	ABN AMRO Bank N.V. – HSBC European Put Warrants Jan 2009	2008/12/22	2009/01/05
05786	Goldman Sachs SP (Asia) – PICC European Warrants Jan 2009	2008/12/24	2009/01/06
02087	Calyon Fin P (G) Ltd. – ICBC European Warrants Jan 2009	2008/12/24	2009/01/06
07654	Calyon Fin P (G) Ltd. – CC Bank European Warrants Jan 2009 A	2008/12/24	2009/01/06
07521	Calyon Fin P (G) Ltd. – CNOOC European Warrants Jan 2009	2008/12/24	2009/01/06
09474	ABN AMRO Bank N.V. – Hutchison European Warrants Jan 2009	2008/12/24	2009/01/06
03459	KBC Fin Products Int'l Ltd. – CITIC Bank Euro Wts Jan 2009	2008/12/24	2009/01/06
13069	Goldman Sachs SP (Asia) – BOCL European Warrants Jan 2009	2008/12/24	2009/01/06
13070	Goldman Sachs SP (Asia) – China Life European Wts Jan 2009 A	2008/12/24	2009/01/06
13089	Goldman Sachs SP (Asia) – A50 China European Wts Jan 2009 A	2008/12/24	2009/01/06
13581	SGA Societe Generale Acceptance N.V. – CLife Eu Wt Jan 2009A	2008/12/24	2009/01/06
13582	SGA Societe Generale Acceptance N.V. – Shenhua Eur Wt Jan 09	2008/12/24	2009/01/06
13963	BOCI Asia Ltd. – Hutchison European Warrants Jan 2009	2008/12/24	2009/01/06
14215	ABN AMRO Bank N.V. – HSBC European Warrants Jan 2009 B	2008/12/24	2009/01/06
14326	Deutsche Bank AG – HSBC European Warrants Jan 2009	2008/12/24	2009/01/06
14351	BNP Paribas Arbit Issu B.V. – HSBC European Wts Jan 2009	2008/12/24	2009/01/06
05010	Calyon Fin P (G) Ltd. – HKEx European Warrants Jan 2009	2008/12/29	2009/01/07
05011	Calyon Fin P (G) Ltd. – HSBC European Warrants Jan 2009	2008/12/29	2009/01/07
04847	Calyon Fin P (G) Ltd. – Ch Comm Cons European Wts Jan 2009	2008/12/31	2009/01/08
13467	BOCI Asia Ltd. – Mongolia Energy European Warrants Jan 2009	2008/12/31	2009/01/08
01473	ABN AMRO Bank N.V. – ICBC European Warrants Jan 2009 A	2009/01/02	2009/01/09
02032	Fortis Bank S.A./N.V. – Ch Oilfield European Wts Jan 2009	2009/01/02	2009/01/09
02037	Fortis Bank S.A./N.V. – PetroChina European Wts Jan 2009	2009/01/02	2009/01/09
05521	CC Rabobank B.A. – PetroChina European Warrants Jan 2009	2009/01/05	2009/01/12
07610	BNP Paribas Arbit Issu B.V. – CHALCO European Wts Jan 2009	2009/01/05	2009/01/12
13697	Merrill Lynch Int'l & Co. C.V. – A50 China Eur Wt Jan 2009 B	2009/01/05	2009/01/12
13780	Calyon Fin P (G) Ltd. – China Life European Wts Jan 2009 A	2009/01/05	2009/01/12
13941	CC Rabobank B.A. – Hutchison European Warrants Jan 2009	2009/01/05	2009/01/12
13942	CC Rabobank B.A. – A50 China European Warrants Jan 2009 B	2009/01/05	2009/01/12
14056	SGA Societe Generale Acceptance N.V. – A50 Ch Eu Wt Jan 09 D	2009/01/05	2009/01/12
14097	BNP Paribas Arbit Issu B.V. – China Tel Euro Wts Jan 2009 B	2009/01/05	2009/01/12
05590	Goldman Sachs SP (Asia) – China Mobile European Wts Jan 2009	2009/01/06	2009/01/13
02045	SGA Societe Generale Acceptance N.V. – ICBC Eur Wts Jan 2009	2009/01/06	2009/01/13
03535	CC Rabobank B.A. – China Tel European Warrants Jan 2009 A	2009/01/06	2009/01/13
03321	Standard Bank PLC – HSBC European Warrants Jan 2009	2009/01/06	2009/01/13
01691	Credit Suisse – China Railway European Warrants Jan 2009 A	2009/01/06	2009/01/13
04788	Goldman Sachs SP (Asia) – China Railway Euro Wts Jan 2009	2009/01/06	2009/01/13
07055	UBS AG – Hutchison European Warrants Jan 2009	2009/01/06	2009/01/13
01267	Citigroup Global Mkt H Inc. – HSBC European Wts Jan 2009	2009/01/06	2009/01/13
09036	UBS AG – China Tel European Warrants Jan 2009	2009/01/06	2009/01/13
09121	UBS AG – Ch Railway Cons European Warrants Jan 2009	2009/01/06	2009/01/13
02446	BNP Paribas Arbit Issu B.V. – Sinopec Corp Euro Wts Jan 2009	2009/01/06	2009/01/13
01738	Deutsche Bank AG – Sinopec Corp European Warrants Jan 2009	2009/01/06	2009/01/13
13183	Citigroup Global Mkt H Inc. – CC Bank European Wts Jan 2009	2009/01/06	2009/01/13
13429	UBS AG – R&F Ppt European Warrants Jan 2009	2009/01/06	2009/01/13
13556	Merrill Lynch Int'l & Co. C.V. – HKEx European Wts Jan 2009	2009/01/06	2009/01/13
13635	SGA Societe Generale Acceptance N.V. – CP&CC Eur Wt Jan 2009	2009/01/06	2009/01/13
13814	BNP Paribas Arbit Issu B.V. – BOCL European Wts Jan 2009	2009/01/06	2009/01/13
13884	Macquarie Bank Ltd. – R&F Ppt European Warrants Jan 2009	2009/01/06	2009/01/13
13906	UBS AG – China Travel European Warrants Jan 2009	2009/01/06	2009/01/13
13909	UBS AG – Shenzhen Invest European Warrants Jan 2009	2009/01/06	2009/01/13
13976	UBS AG – A50 China European Warrants Jan 2009	2009/01/06	2009/01/13
13995	SGA Societe Generale Acceptance N.V. – CMob Eu Put Wt Jan 09	2009/01/06	2009/01/13
14018	SGA Societe Generale Acceptance N.V. – CLife Eu Wt Jan 2009C	2009/01/06	2009/01/13
14025	SGA Societe Generale Acceptance N.V. – Petch Eu Wt Jan 2009C	2009/01/06	2009/01/13



## List of expired derivative warrants, 2009 (continued)

Code	Warrant	Last trading date	Delisted date
14027	BNP Paribas Arbit Issu B.V. – HKEx European Wts Jan 2009	2009/01/06	2009/01/13
14071	BNP Paribas Arbit Issu B.V. – China Life Euro Wts Jan 2009	2009/01/06	2009/01/13
14081	Credit Suisse – Shanghai Electric European Warrants Jan 2009	2009/01/06	2009/01/13
14152	Fortis Bank S.A./N.V. – China Shenhua Euro Warrants Jan 2009	2009/01/06	2009/01/13
14540	Credit Suisse – China Life European Warrants Jan 2009 B	2009/01/06	2009/01/13
14640	ABN AMRO Bank N.V. – Ping An European Warrants Jan 2009	2009/01/06	2009/01/13
14781	BNP Paribas Arbit Issu B.V. – China Life Eu Put Wts Jan 2009	2009/01/06	2009/01/13
14814	ABN AMRO Bank N.V. – China Life European Warrants Jan 2009 A	2009/01/06	2009/01/13
09699	SGA Societe Generale Acceptance N.V. – BOCL Eu Wt Jan 2009 A	2009/01/07	2009/01/14
01989	Credit Suisse – ICBC European Warrants Jan 2009 A	2009/01/08	2009/01/15
05444	BNP Paribas Arbit Issu B.V. – China Tel Euro Wts Jan 2009 A	2009/01/08	2009/01/15
13488	BOCI Asia Ltd. – Nine Dragons European Warrants Jan 2009	2009/01/08	2009/01/15
13885	BOCI Asia Ltd. – A50 China European Warrants Jan 2009	2009/01/08	2009/01/15
13340	HK Bank – China Coal European Warrants Jan 2009	2009/01/09	2009/01/16
13341	HK Bank – CC Bank European Warrants Jan 2009	2009/01/09	2009/01/16
13342	HK Bank – Hunan Nonferrous European Warrants Jan 2009 B	2009/01/09	2009/01/16
13343	HK Bank – ICBC European Warrants Jan 2009	2009/01/09	2009/01/16
13372	HK Bank – China Shenhua European Warrants Jan 2009 A	2009/01/09	2009/01/16
13373	HK Bank – China Shenhua European Warrants Jan 2009 B	2009/01/09	2009/01/16
13709	KBC Fin Products Int'l Ltd. – BOCL European Wts Jan 2009	2009/01/09	2009/01/16
13825	KBC Fin Products Int'l Ltd. – China Life Euro Wts Jan 2009	2009/01/09	2009/01/16
14002	KBC Fin Products Int'l Ltd. – China Life Eur Put Wt Jan 2009	2009/01/09	2009/01/16
14227	CC Rabobank B.A. – China Tel European Warrants Jan 2009 B	2009/01/09	2009/01/16
04642	Merrill Lynch Int'l & Co. C.V. – CNOOC European Wts Jan 2009	2009/01/12	2009/01/19
14203	SGA Societe Generale Acceptance N.V. – HSBC Eu Wt Jan 2009 B	2009/01/12	2009/01/19
14075	J P Morgan SP BV – China Tel European Warrants Jan 2009	2009/01/12	2009/01/19
14076	J P Morgan SP BV – CITIC Pacific Euro Wts Jan 2009	2009/01/12	2009/01/19
14077	J P Morgan SP BV – JX Copper European Warrants Jan 2009	2009/01/12	2009/01/19
14098	J P Morgan SP BV – Angang Steel European Warrants Jan 2009	2009/01/12	2009/01/19
14099	J P Morgan SP BV – CNBM European Warrants Jan 2009	2009/01/12	2009/01/19
14262	BOCI Asia Ltd. – CM Bank European Warrants Jan 2009	2009/01/12	2009/01/19
01821	BNP Paribas Arbit Issu B.V. – ICBC European Wts Jan 2009	2009/01/13	2009/01/20
03638	SGA Societe Generale Acceptance N.V. – CNOOC Eur Wt Jan 2009	2009/01/13	2009/01/20
03783	SGA Societe Generale Acceptance N.V. – Ping An Eu Wt Jan 09A	2009/01/13	2009/01/20
09756	Citigroup Global Mkt H Inc. – China Shenhua Eur Wts Jan 2009	2009/01/13	2009/01/20
07167	Merrill Lynch Int'l & Co. C.V. – HS Bank Euro Wts Jan 2009	2009/01/13	2009/01/20
07168	Merrill Lynch Int'l & Co. C.V. – PetroChina Eur Wts Jan 2009	2009/01/13	2009/01/20
07189	Citigroup Global Mkt H Inc. – China Coal Euro Wts Jan 2009	2009/01/13	2009/01/20
09646	Citigroup Global Mkt H Inc. – China Unicom Euro Wts Jan 2009	2009/01/13	2009/01/20
13225	ABN AMRO Bank N.V. – China Tel European Warrants Jan 2009 A	2009/01/13	2009/01/20
13262	Credit Suisse – PetroChina European Warrants Jan 2009	2009/01/13	2009/01/20
13439	Merrill Lynch Int'l & Co. C.V. – A50 China Eur Wt Jan 2009 A	2009/01/13	2009/01/20
13553	Merrill Lynch Int'l & Co. C.V. – Ch Comm Cons Eu Wt Jan 2009	2009/01/13	2009/01/20
13608	SGA Societe Generale Acceptance N.V. – Petch Eu Wt Jan 2009A	2009/01/13	2009/01/20
13647	Merrill Lynch Int'l & Co. C.V. – Ch Life Eur Put Wt Jan 2009	2009/01/13	2009/01/20
13723	Merrill Lynch Int'l & Co. C.V. – HK Gas Euro Wts Jan 2009	2009/01/13	2009/01/20
13754	Merrill Lynch Int'l & Co. C.V. – BEA European Wts Jan 2009	2009/01/13	2009/01/20
13759	SGA Societe Generale Acceptance N.V. – CMB Euro Wts Jan 2009	2009/01/13	2009/01/20
13785	Merrill Lynch Int'l & Co. C.V. – MTRC European Wts Jan 2009	2009/01/13	2009/01/20
13819	BNP Paribas Arbit Issu B.V. – A50 China Euro Wts Jan 2009	2009/01/13	2009/01/20
13971	Goldman Sachs SP (Asia) – A50 China European Wts Jan 2009 B	2009/01/13	2009/01/20
14010	ABN AMRO Bank N.V. – HKEx European Warrants Jan 2009	2009/01/13	2009/01/20
14017	SGA Societe Generale Acceptance N.V. – CLife Eu Wt Jan 2009B	2009/01/13	2009/01/20
14029	ABN AMRO Bank N.V. – CNOOC European Put Warrants Jan 2009	2009/01/13	2009/01/20
14120	ABN AMRO Bank N.V. – A50 China European Warrants Jan 2009	2009/01/13	2009/01/20
14160	Credit Suisse – China Life European Warrants Jan 2009 A	2009/01/13	2009/01/20
14164	Credit Suisse – China Life European Put Warrants Jan 2009	2009/01/13	2009/01/20
14190	Calyon Fin P (G) Ltd. – China Life European Wts Jan 2009 B	2009/01/13	2009/01/20
14234	Calyon Fin P (G) Ltd. – CC Bank European Warrants Jan 2009 B	2009/01/13	2009/01/20
14250	SGA Societe Generale Acceptance N.V. – Ping An Eu Wt Jan 09B	2009/01/13	2009/01/20
14277	KBC Fin Products Int'l Ltd. – HSBC European Wts Jan 2009	2009/01/13	2009/01/20
13913	KBC Fin Products Int'l Ltd. – A50 Ch Euro Wts Jan 2009	2009/01/14	2009/01/21
14066	HK Bank – China Shenhua European Warrants Jan 2009 C	2009/01/14	2009/01/21
14278	KBC Fin Products Int'l Ltd. – ICBC European Wts Jan 2009	2009/01/14	2009/01/21
13694	Merrill Lynch Int'l & Co. C.V. – ICBC European Wts Jan 2009	2009/01/15	2009/01/22
13691	Merrill Lynch Int'l & Co. C.V. – Ch Oilfield Eur Wt Jan 2009	2009/01/15	2009/01/22
13816	BNP Paribas Arbit Issu B.V. – Ch Mobile Euro Wts Jan 2009	2009/01/15	2009/01/22
14131	SGA Societe Generale Acceptance N.V. – A50 Ch Eu Wt Jan 09 E	2009/01/15	2009/01/22
14297	KBC Fin Products Int'l Ltd. – HSBC Euro Put Wts Jan 2009	2009/01/15	2009/01/22
02759	Calyon Fin P (G) Ltd. – Hutchison European Warrants Apr 2009	2009/01/16	2009/01/19
03919	Calyon Fin P (G) Ltd. – China Tel European Warrants Oct 2009	2009/01/16	2009/01/19
03634	Calyon Fin P (G) Ltd. – HSBC European Warrants Sep 2009 A	2009/01/16	2009/01/19
03635	Calyon Fin P (G) Ltd. – HSBC European Warrants Sep 2009 B	2009/01/16	2009/01/19
09277	Calyon Fin P (G) Ltd. – PetroChina European Wts Feb 2009	2009/01/16	2009/01/19
13889	Calyon Fin P (G) Ltd. – Sinopec Corp European Wts Oct 2009	2009/01/16	2009/01/19
13891	Calyon Fin P (G) Ltd. – PetroChina European Wts Dec 2009	2009/01/16	2009/01/19
14333	J P Morgan SP BV – HKEx European Warrants Jan 2009	2009/01/16	2009/01/23
14396	Calyon Fin P (G) Ltd. – China Coal European Wts Jul 2009	2009/01/16	2009/01/19
14395	Calyon Fin P (G) Ltd. – Ch Comm Cons European Wts Apr 2009	2009/01/16	2009/01/19
14608	Calyon Fin P (G) Ltd. – HKEx European Warrants Jun 2009	2009/01/16	2009/01/19
14897	Calyon Fin P (G) Ltd. – HSBC European Warrants Jun 2009	2009/01/16	2009/01/19
04484	HK Bank – Hunan Nonferrous European Warrants Jan 2009 A	2009/01/19	2009/01/29
01822	Credit Suisse – China Railway European Warrants Jan 2009 C	2009/01/19	2009/01/29
09843	SGA Societe Generale Acceptance N.V. – BOCOM Eur Wt Jan 2009	2009/01/19	2009/01/29
03639	SGA Societe Generale Acceptance N.V. – NWD Euro Wts Jan 2009	2009/01/19	2009/01/29
03754	SGA Societe Generale Acceptance N.V. – SHK P Eur Wt Jan 2009	2009/01/19	2009/01/29
13237	Merrill Lynch Int'l & Co. C.V. – Beijing Air Eur Wt Jan 2009	2009/01/19	2009/01/29



## List of expired derivative warrants, 2009 (continued)

Code	Warrant	Last trading date	Delisted date
13366	Merrill Lynch Int'l & Co. C.V. – China Coal Eur Wts Jan 2009	2009/01/19	2009/01/29
13822	J P Morgan SP BV – SHK Ppt European Warrants Jan 2009	2009/01/19	2009/01/29
13986	Bank of China (HK) Ltd. – China Life European Wts Jan 2009	2009/01/19	2009/01/29
13988	Bank of China (HK) Ltd. – BankComm European Wts Jan 2009	2009/01/19	2009/01/29
13989	Bank of China (HK) Ltd. – CM Bank European Warrants Jan 2009	2009/01/19	2009/01/29
13981	Bank of China (HK) Ltd. – Cheung Kong European Wts Jan 2009	2009/01/19	2009/01/29
13984	Bank of China (HK) Ltd. – ICBC European Warrants Jan 2009	2009/01/19	2009/01/29
13985	Bank of China (HK) Ltd. – Ping An European Warrants Jan 2009	2009/01/19	2009/01/29
14156	J P Morgan SP BV – Mongolia Energy European Wts Jan 2009	2009/01/19	2009/01/29
14198	J P Morgan SP BV – Wharf European Warrants Jan 2009	2009/01/19	2009/01/29
14258	Credit Suisse – CC Bank European Warrants Jan 2009	2009/01/19	2009/01/29
14259	Credit Suisse – ICBC European Warrants Jan 2009 B	2009/01/19	2009/01/29
14302	J P Morgan SP BV – BEA European Warrants Jan 2009	2009/01/19	2009/01/29
02072	Macquarie Bank Ltd. – CC Bank European Warrants Jan 2009	2009/01/20	2009/01/30
02886	Macquarie Bank Ltd. – Huaneng Power European Wts Jan 2009 A	2009/01/20	2009/01/30
01214	Macquarie Bank Ltd. – Hang Seng Bank European Wts Jan 2009 A	2009/01/20	2009/01/30
09861	SGA Societe Generale Acceptance N.V. – CCB Euro Wts Jan 2009	2009/01/20	2009/01/30
04973	J P Morgan SP BV – Swire Pac A European Warrants Jan 2009	2009/01/20	2009/01/30
05045	Macquarie Bank Ltd. – Link REIT European Warrants Jan 2009	2009/01/20	2009/01/30
07491	Macquarie Bank Ltd. – Nine Dragons European Wts Jan 2009	2009/01/20	2009/01/30
09711	Fortis Bank S.A./N.A. – BOCL European Put Warrants Jan 2009	2009/01/20	2009/01/30
09838	Macquarie Bank Ltd. – Hang Seng Bank European Wts Jan 2009 B	2009/01/20	2009/01/30
09070	J P Morgan SP BV – HS Bank European Warrants Jan 2009	2009/01/20	2009/01/30
09778	Macquarie Bank Ltd. – SHK Ppt European Warrants Jan 2009	2009/01/20	2009/01/30
09782	Macquarie Bank Ltd. – New World Dev European Wts Jan 2009	2009/01/20	2009/01/30
07414	Macquarie Bank Ltd. – Sinopec Corp European Wts Jan 2009	2009/01/20	2009/01/30
06997	Macquarie Bank Ltd. – Foxconn European Warrants Jan 2009	2009/01/20	2009/01/30
13001	Macquarie Bank Ltd. – Cathay Pacific European Wts Jan 2009	2009/01/20	2009/01/30
13028	Credit Suisse – CNOOC European Warrants Jan 2009	2009/01/20	2009/01/30
13169	Macquarie Bank Ltd. – PetroChina European Warrants Jan 2009	2009/01/20	2009/01/30
13174	Macquarie Bank Ltd. – PetroChina European Put Wts Jan 2009	2009/01/20	2009/01/30
13479	CC Rabobank B.A. – China Shenhua European Warrants Jan 2009	2009/01/20	2009/01/30
13574	Macquarie Bank Ltd. – Tencent European Warrants Jan 2009	2009/01/20	2009/01/30
13684	CC Rabobank B.A. – BEA European Warrants Jan 2009	2009/01/20	2009/01/30
13779	Calyon Fin P (G) Ltd. – A50 China European Wts Jan 2009	2009/01/20	2009/01/30
13804	Macquarie Bank Ltd. – China Unicom European Wts Jan 2009	2009/01/20	2009/01/30
13917	SGA Societe Generale Acceptance N.V. – BOCL Eu Wt Jan 2009 B	2009/01/20	2009/01/30
13919	SGA Societe Generale Acceptance N.V. – Petch Eu Wt Jan 2009B	2009/01/20	2009/01/30
13934	KBC Fin Products Int'l Ltd. – HSI European Wts Jan 2009 A	2009/01/20	2009/01/30
13973	Goldman Sachs SP (Asia) – China Shenhua Euro Wts Jan 2009	2009/01/20	2009/01/30
13990	Macquarie Bank Ltd. – CHALCO European Warrants Jan 2009	2009/01/20	2009/01/30
14003	KBC Fin Products Int'l Ltd. – HSI Euro Put Wts Jan 2009 D	2009/01/20	2009/01/30
14042	Macquarie Bank Ltd. – HKEx European Warrants Jan 2009	2009/01/20	2009/01/30
14045	Macquarie Bank Ltd. – HKEx European Put Warrants Jan 2009	2009/01/20	2009/01/30
14044	Macquarie Bank Ltd. – CITIC Bank European Warrants Jan 2009	2009/01/20	2009/01/30
14079	KBC Fin Products Int'l Ltd. – HSCEI Euro Put Wts Jan 2009 C	2009/01/20	2009/01/30
14080	BNP Paribas Arbit Issu B.V. – HSI European Wts Jan 2009	2009/01/20	2009/01/30
14084	BNP Paribas Arbit Issu B.V. – HSI Euro Put Wts Jan 2009	2009/01/20	2009/01/30
14093	Macquarie Bank Ltd. – BOCL European Warrants Jan 2009	2009/01/20	2009/01/30
14095	Macquarie Bank Ltd. – China Tel European Warrants Jan 2009	2009/01/20	2009/01/30
14096	Macquarie Bank Ltd. – ICBC European Warrants Jan 2009	2009/01/20	2009/01/30
14114	Deutsche Bank AG – HSI European Warrants Jan 2009 C	2009/01/20	2009/01/30
14118	Deutsche Bank AG – HSI European Put Warrants Jan 2009 A	2009/01/20	2009/01/30
14119	Deutsche Bank AG – HSI European Put Warrants Jan 2009 B	2009/01/20	2009/01/30
14141	Macquarie Bank Ltd. – A50 China European Warrants Jan 2009 B	2009/01/20	2009/01/30
14143	Macquarie Bank Ltd. – Ping An European Warrants Jan 2009	2009/01/20	2009/01/30
14132	SGA Societe Generale Acceptance N.V. – HSCEI Eu Put Wt Jan09B	2009/01/20	2009/01/30
14136	Macquarie Bank Ltd. – China Overseas European Wts Jan 2009	2009/01/20	2009/01/30
14128	SGA Societe Generale Acceptance N.V. – HSCEI Eu Wt Jan 2009A	2009/01/20	2009/01/30
14196	Goldman Sachs SP (Asia) – HSBC European Warrants Jan 2009	2009/01/20	2009/01/30
14179	KBC Fin Products Int'l Ltd. – HSI European Wts Jan 2009 B	2009/01/20	2009/01/30
14180	KBC Fin Products Int'l Ltd. – HSI European Wts Jan 2009 C	2009/01/20	2009/01/30
14183	KBC Fin Products Int'l Ltd. – HSI Euro Put Wts Jan 2009 E	2009/01/20	2009/01/30
14184	KBC Fin Products Int'l Ltd. – HSI Euro Put Wts Jan 2009 F	2009/01/20	2009/01/30
14167	SGA Societe Generale Acceptance N.V. – HSI Eu Put Wt Jan 09A	2009/01/20	2009/01/30
14168	SGA Societe Generale Acceptance N.V. – HSI Eu Put Wt Jan 09B	2009/01/20	2009/01/30
14169	SGA Societe Generale Acceptance N.V. – HSI Eu Put Wt Jan 09C	2009/01/20	2009/01/30
14170	SGA Societe Generale Acceptance N.V. – HSI Eu Put Wt Jan 09D	2009/01/20	2009/01/30
14203	SGA Societe Generale Acceptance N.V. – HSCEI Eu Wt Jan 2009C	2009/01/20	2009/01/30
14207	SGA Societe Generale Acceptance N.V. – HSCEI Eu Put Wt Jan09D	2009/01/20	2009/01/30
14223	Macquarie Bank Ltd. – China Mobile European Wts Jan 2009	2009/01/20	2009/01/30
14225	CC Rabobank B.A. – China Railway European Wts Jan 2009	2009/01/20	2009/01/30
14240	ABN AMRO Bank N.V. – HSI European Warrants Jan 2009 A	2009/01/20	2009/01/30
14244	ABN AMRO Bank N.V. – HSI European Put Warrants Jan 2009 B	2009/01/20	2009/01/30
14238	Macquarie Bank Ltd. – China Life European Warrants Jan 2009	2009/01/20	2009/01/30
14243	Macquarie Bank Ltd. – China Life European Put Wts Jan 2009	2009/01/20	2009/01/30
14232	Deutsche Bank AG – HSI European Warrants Jan 2009 D	2009/01/20	2009/01/30
14267	Deutsche Bank AG – HSI European Put Warrants Jan 2009 E	2009/01/20	2009/01/30
14268	Deutsche Bank AG – HSI European Put Warrants Jan 2009 F	2009/01/20	2009/01/30
14288	SGA Societe Generale Acceptance N.V. – HSI Eu Put Wt Jan 09E	2009/01/20	2009/01/30
14289	SGA Societe Generale Acceptance N.V. – HSI Eu Put Wt Jan 09F	2009/01/20	2009/01/30
14290	SGA Societe Generale Acceptance N.V. – HSI Eu Put Wt Jan 09G	2009/01/20	2009/01/30
14291	SGA Societe Generale Acceptance N.V. – HSI Eu Put Wt Jan 09H	2009/01/20	2009/01/30
14323	Deutsche Bank AG – HSCEI European Warrants Jan 2009	2009/01/20	2009/01/30
14324	Deutsche Bank AG – HSI European Warrants Jan 2009 G	2009/01/20	2009/01/30
14325	Deutsche Bank AG – HSI European Warrants Jan 2009 H	2009/01/20	2009/01/30
14327	Deutsche Bank AG – HSCEI European Put Warrants Jan 2009	2009/01/20	2009/01/30

## List of expired derivative warrants, 2009 (continued)

Code	Warrant	Last trading date	Delisted date
14328	Deutsche Bank AG – HSI European Put Warrants Jan 2009 I	2009/01/20	2009/01/30
14353	KBC Fin Products Int'l Ltd. – HSCEI Euro Wts Jan 2009 A	2009/01/20	2009/01/30
14354	KBC Fin Products Int'l Ltd. – HSCEI Euro Wts Jan 2009 B	2009/01/20	2009/01/30
14357	KBC Fin Products Int'l Ltd. – HSCEI Euro Put Wts Jan 2009 D	2009/01/20	2009/01/30
14368	SGA Societe Generale Acceptance N.V. – HSCEI Eu Wt Jan 2009E	2009/01/20	2009/01/30
14371	SGA Societe Generale Acceptance N.V. – HSCEI Eu Wt Jan 2009F	2009/01/20	2009/01/30
14382	Lehman Brothers Holdings Inc. – HSI European Wts Jan 2009 A	2009/01/20	2009/01/30
14383	Lehman Brothers Holdings Inc. – HSI European Wts Jan 2009 B	2009/01/20	2009/01/30
14386	Lehman Brothers Holdings Inc. – HSI Euro Put Wts Jan 2009 C	2009/01/20	2009/01/30
14387	Lehman Brothers Holdings Inc. – HSI Euro Put Wts Jan 2009 D	2009/01/20	2009/01/30
14372	SGA Societe Generale Acceptance N.V. – HSCEI Eu Put Wt Jan09G	2009/01/20	2009/01/30
14365	Macquarie Bank Ltd. – HSI European Warrants Jan 2009	2009/01/20	2009/01/30
14369	Macquarie Bank Ltd. – HSI European Put Warrants Jan 2009	2009/01/20	2009/01/30
14366	Macquarie Bank Ltd. – HSCEI European Warrants Jan 2009	2009/01/20	2009/01/30
14370	Macquarie Bank Ltd. – HSCEI European Put Warrants Jan 2009	2009/01/20	2009/01/30
14356	Macquarie Bank Ltd. – Datang European Warrants Jan 2009	2009/01/20	2009/01/30
14359	Macquarie Bank Ltd. – Huaneng Power European Wts Jan 2009 B	2009/01/20	2009/01/30
14399	ABN AMRO Bank N.V. – HSI European Warrants Jan 2009 C	2009/01/20	2009/01/30
14403	ABN AMRO Bank N.V. – HSI European Put Warrants Jan 2009 D	2009/01/20	2009/01/30
14435	SGA Societe Generale Acceptance N.V. – HSI Eur Wt Jan 2009 I	2009/01/20	2009/01/30
14469	Goldman Sachs SP (Asia) – CM Bank European Wts Jan 2009	2009/01/20	2009/01/30
14472	ABN AMRO Bank N.V. – HKEx European Put Warrants Jan 2009	2009/01/20	2009/01/30
14639	ABN AMRO Bank N.V. – ICBC European Warrants Jan 2009 B	2009/01/20	2009/01/30
14767	ABN AMRO Bank N.V. – BOCL European Warrants Jan 2009	2009/01/20	2009/01/30
14778	ABN AMRO Bank N.V. – HSI European Put Warrants Jan 2009 E	2009/01/20	2009/01/30
14792	Goldman Sachs SP (Asia) – CC Bank European Wts Jan 2009	2009/01/20	2009/01/30
14825	Goldman Sachs SP (Asia) – China Life Euro Wts Jan 2009 B	2009/01/20	2009/01/30
15007	ABN AMRO Bank N.V. – China Life European Warrants Jan 2009 B	2009/01/20	2009/01/30
15186	Deutsche Bank AG – HSI European Put Warrants Jan 2009 J	2009/01/20	2009/01/30
09632	J P Morgan SP BV – Sh Petrochem European Warrants Jan 2009	2009/01/21	2009/02/02
02634	J P Morgan SP BV – HSBC European Warrants Jan 2009	2009/01/21	2009/02/02
02758	ABN AMRO Bank N.V. – HSBC European Warrants Jan 2009 A	2009/01/21	2009/02/02
01245	CC Rabobank B.A. – ICBC European Warrants Jan 2009	2009/01/21	2009/02/02
03392	SGA Societe Generale Acceptance N.V. – HSBC Eu Wt Jan 2009 A	2009/01/21	2009/02/02
01692	Credit Suisse – China Railway European Warrants Jan 2009 B	2009/01/21	2009/02/02
03294	Credit Suisse – China Mobile European Warrants Jan 2009	2009/01/21	2009/02/02
03403	Credit Suisse – China Mobile European Put Warrants Jan 2009	2009/01/21	2009/02/02
13397	SGA Societe Generale Acceptance N.V. – A50 Ch Eu Wt Jan 09 A	2009/01/21	2009/02/02
13398	SGA Societe Generale Acceptance N.V. – A50 Ch Eu Wt Jan 09 B	2009/01/21	2009/02/02
13424	Macquarie Bank Ltd. – Henderson Land Dev Euro Wts Jan 2009	2009/01/21	2009/02/02
13425	Macquarie Bank Ltd. – Wharf European Warrants Jan 2009	2009/01/21	2009/02/02
13664	CC Rabobank B.A. – A50 China European Warrants Jan 2009 A	2009/01/21	2009/02/02
13770	CC Rabobank B.A. – Mongolia Energy European Wts Jan 2009	2009/01/21	2009/02/02
13880	SGA Societe Generale Acceptance N.V. – A50 Ch Eu Wt Jan 09 C	2009/01/21	2009/02/02
13883	Macquarie Bank Ltd. – A50 China European Warrants Jan 2009 A	2009/01/21	2009/02/02
14367	SGA Societe Generale Acceptance N.V. – Ch Mob Eu Wt Jan 2009	2009/01/21	2009/02/02
14419	Macquarie Bank Ltd. – PICC P&C European Warrants Jan 2009	2009/01/21	2009/02/02
07855	CC Rabobank B.A. – CC Bank European Warrants Feb 2009 A	2009/01/22	2009/02/03
09048	KBC Fin Products Int'l Ltd. – Sinopec European Wts Feb 2009	2009/01/22	2009/02/03
13025	ABN AMRO Bank N.V. – CC Bank European Warrants Feb 2009 A	2009/01/22	2009/02/03
13160	UBS AG – China Shenhua European Warrants Feb 2009 A	2009/01/22	2009/02/03
13221	Calyon Fin P (G) Ltd. – BankComm European Warrants Feb 2009	2009/01/22	2009/02/03
13289	Goldman Sachs SP (Asia) – BOCL European Warrants Feb 2009 A	2009/01/22	2009/02/03
13299	SGA Societe Generale Acceptance N.V. – Ch Life Eu Wt Feb 09	2009/01/22	2009/02/03
13765	SGA Societe Generale Acceptance N.V. – Shenhua Eu Wt Feb 09A	2009/01/22	2009/02/03
13813	Merrill Lynch Int'l & Co. C.V. – JX Copper Eur Wt Feb 2009 B	2009/01/22	2009/02/03
14022	SGA Societe Generale Acceptance N.V. – CNOOC Eu Wt Feb 2009B	2009/01/22	2009/02/03
14086	KBC Fin Products Int'l Ltd. – China Tel Euro Wts Feb 2009 A	2009/01/22	2009/02/03
14269	KBC Fin Products Int'l Ltd. – BOCL European Wts Feb 2009	2009/01/22	2009/02/03
14308	KBC Fin Products Int'l Ltd. – HSBC European Wts Feb 2009	2009/01/22	2009/02/03
14362	Calyon Fin P (G) Ltd. – China Life European Wts Feb 2009	2009/01/22	2009/02/03
14363	Calyon Fin P (G) Ltd. – Sinopec Corp European Wts Feb 2009	2009/01/22	2009/02/03
14442	KBC Fin Products Int'l Ltd. – China Life Euro Wts Feb 2009	2009/01/22	2009/02/03
14461	KBC Fin Products Int'l Ltd. – HSBC Euro Put Wts Feb 2009	2009/01/22	2009/02/03
15124	BOCI Asia Ltd. – ICBC European Warrants Feb 2009	2009/01/22	2009/02/03
09038	Citigroup Global Mkt H Inc. – Swire Pac A Eur Wts Feb 2009 A	2009/01/23	2009/02/04
14768	ABN AMRO Bank N.V. – CC Bank European Warrants Feb 2009 B	2009/01/23	2009/02/04
14447	BOCI Asia Ltd. – BOCL European Warrants Feb 2009	2009/01/29	2009/02/05
09639	CC Rabobank B.A. – CC Bank European Warrants Feb 2009 B	2009/01/30	2009/02/06
14334	J P Morgan SP BV – HKEx European Warrants Feb 2009	2009/01/30	2009/02/06
13535	SGA Societe Generale Acceptance N.V. – Ch Mob Eu Wt Feb 09 A	2009/02/02	2009/02/09
14299	J P Morgan SP BV – China Railway European Wts Feb 2009	2009/02/02	2009/02/09
05447	BNP Paribas Arbit Issu B.V. – HSBC European Put Wts Feb 2009	2009/02/03	2009/02/10
07155	Fortis Bank S.A./N.V. – Esprit European Warrants Feb 2009	2009/02/03	2009/02/10
09612	ABN AMRO Bank N.V. – China Tel European Warrants Feb 2009	2009/02/03	2009/02/10
01320	Fortis Bank S.A./N.V. – Ch Railway Cons Euro Wts Feb 2009	2009/02/03	2009/02/10
13129	BOCI Asia Ltd. – Mongolia Energy European Warrants Feb 2009	2009/02/03	2009/02/10
13523	Citigroup Global Mkt H Inc. – Huaneng Power Euro Wt Feb 2009	2009/02/03	2009/02/10
13675	UBS AG – China Shenhua European Put Warrants Feb 2009	2009/02/03	2009/02/10
13676	UBS AG – CNOOC European Put Warrants Feb 2009	2009/02/03	2009/02/10
13679	UBS AG – HKEx European Put Warrants Feb 2009 A	2009/02/03	2009/02/10
13724	Merrill Lynch Int'l & Co. C.V. – HKEx Euro Wts Feb 2009 A	2009/02/03	2009/02/10
13782	Merrill Lynch Int'l & Co. C.V. – Cathay Pac Eur Wts Feb 2009	2009/02/03	2009/02/10
13864	Credit Suisse – China Life European Warrants Feb 2009 A	2009/02/03	2009/02/10
10811	ABN AMRO Bank N.V. – Oil Futures European Put Wts Feb 2009	2009/02/03	2009/02/10
14074	Credit Suisse – A50 China European Warrants Feb 2009 C	2009/02/03	2009/02/10
14078	Credit Suisse – A50 China European Put Warrants Feb 2009 A	2009/02/03	2009/02/10

## List of expired derivative warrants, 2009 (continued)

Code	Warrant	Last trading date	Delisted date
14047	Citigroup Global Mkt H Inc. – Ch Molybdenum Euro Wt Feb 2009	2009/02/03	2009/02/10
14115	BNP Paribas Arbit Issu B.V. – Ch Comm Cons Eur Wt Feb 2009	2009/02/03	2009/02/10
14192	Calyon Fin P (G) Ltd. – HKEx European Warrants Feb 2009	2009/02/03	2009/02/10
14205	SGA Societe Generale Acceptance N.V. – ICBC Eu Wt Feb 2009 C	2009/02/03	2009/02/10
14249	SGA Societe Generale Acceptance N.V. – A50 Ch Eu Wt Feb 09B	2009/02/03	2009/02/10
14331	Credit Suisse – CM Bank European Warrants Feb 2009	2009/02/03	2009/02/10
14352	ABN AMRO Bank N.V. – ICBC European Warrants Feb 2009 A	2009/02/03	2009/02/10
14492	Credit Suisse – China Life European Put Warrants Feb 2009	2009/02/03	2009/02/10
14622	BNP Paribas Arbit Issu B.V. – Ch Mobile Euro Wts Feb 2009	2009/02/03	2009/02/10
14684	BNP Paribas Arbit Issu B.V. – HKEx European Wts Feb 2009 B	2009/02/03	2009/02/10
14001	KBC Fin Products Int'l Ltd. – Ch Comm Cons Euro Wts Feb 2009	2009/02/04	2009/02/11
14082	KBC Fin Products Int'l Ltd. – CC Bank Euro Wts Feb 2009	2009/02/04	2009/02/11
14100	J P Morgan SP BV – Yurun Food European Warrants Feb 2009	2009/02/04	2009/02/11
14284	SGA Societe Generale Acceptance N.V. – CCCCL Eu Wt Feb 2009	2009/02/04	2009/02/11
14307	KBC Fin Products Int'l Ltd. – Ch Mobile Euro Wt Feb 2009	2009/02/04	2009/02/11
13417	SGA Societe Generale Acceptance N.V. – CNOOC Eu Wt Feb 2009A	2009/02/05	2009/02/12
14224	CC Rabobank B.A. – China Coal European Warrants Feb 2009	2009/02/05	2009/02/12
14815	ABN AMRO Bank N.V. – China Life European Put Wts Feb 2009	2009/02/05	2009/02/12
02462	Citigroup Global Mkt H Inc. – Swire Pac A Eur Wts Feb 2009 B	2009/02/06	2009/02/13
09241	Fortis Bank S.A./N.V. – China Life European Put Wts Feb 2009	2009/02/09	2009/02/16
13443	HK Bank – A50 China European Warrants Feb 2009 A	2009/02/09	2009/02/16
13444	HK Bank – A50 China European Warrants Feb 2009 B	2009/02/09	2009/02/16
13482	HK Bank – CITIC Resources European Warrants Feb 2009 A	2009/02/09	2009/02/16
13483	HK Bank – CITIC Resources European Warrants Feb 2009 B	2009/02/09	2009/02/16
13484	HK Bank – Mongolia Energy European Warrants Feb 2009 A	2009/02/09	2009/02/16
13485	HK Bank – Mongolia Energy European Warrants Feb 2009 B	2009/02/09	2009/02/16
13613	Credit Suisse – China Coal European Warrants Feb 2009	2009/02/09	2009/02/16
14260	BOCI Asia Ltd. – Air China European Warrants Feb 2009	2009/02/09	2009/02/16
02354	UBS AG – HSBC European Warrants Feb 2009 A	2009/02/10	2009/02/17
01824	Credit Suisse – China Railway European Warrants Feb 2009	2009/02/10	2009/02/17
02290	UBS AG – HSBC European Warrants Feb 2009 B	2009/02/10	2009/02/17
03225	UBS AG – HSBC European Warrants Feb 2009 C	2009/02/10	2009/02/17
09844	Citigroup Global Mkt H Inc. – China Tel Euro Wts Feb 2009 A	2009/02/10	2009/02/17
07178	Standard Bank PLC – HSBC European Warrants Feb 2009	2009/02/10	2009/02/17
04566	BNP Paribas Arbit Issu B.V. – HS Bank European Wts Feb 2009	2009/02/10	2009/02/17
13187	Citigroup Global Mkt H Inc. – ICBC European Wts Feb 2009	2009/02/10	2009/02/17
13243	Goldman Sachs SP (Asia) – CC Bank European Warrants Feb 2009	2009/02/10	2009/02/17
13369	Merrill Lynch Int'l & Co. C.V. – JX Copper Eur Wt Feb 2009 A	2009/02/10	2009/02/17
13446	UBS AG – Ping An European Warrants Feb 2009 B	2009/02/10	2009/02/17
13458	SGA Societe Generale Acceptance N.V. – CTEL Eu Wt Feb 2009 A	2009/02/10	2009/02/17
13491	UBS AG – Alibaba European Warrants Feb 2009	2009/02/10	2009/02/17
13526	UBS AG – Mongolia Energy European Warrants Feb 2009	2009/02/10	2009/02/17
13552	Merrill Lynch Int'l & Co. C.V. – BankComm Euro Wts Feb 2009	2009/02/10	2009/02/17
13560	BNP Paribas Arbit Issu B.V. – HKEx European Wts Feb 2009 A	2009/02/10	2009/02/17
13564	BNP Paribas Arbit Issu B.V. – Ping An Euro Wts Feb 2009 A	2009/02/10	2009/02/17
13594	Fortis Bank S.A./N.V. – Ping An European Warrants Feb 2009	2009/02/10	2009/02/17
13595	Fortis Bank S.A./N.V. – CITIC Bank European Wts Feb 2009	2009/02/10	2009/02/17
13596	Fortis Bank S.A./N.V. – ICBC European Warrants Feb 2009	2009/02/10	2009/02/17
13602	UBS AG – China Coal European Warrants Feb 2009	2009/02/10	2009/02/17
13643	Merrill Lynch Int'l & Co. C.V. – Harbin Power Eu Wt Feb 2009	2009/02/10	2009/02/17
13646	Merrill Lynch Int'l & Co. C.V. – Yanzhou Coal Eu Wt Feb 2009	2009/02/10	2009/02/17
13650	Merrill Lynch Int'l & Co. C.V. – HKEx Euro Put Wts Feb 2009	2009/02/10	2009/02/17
13812	Merrill Lynch Int'l & Co. C.V. – HKEx Euro Wts Feb 2009 B	2009/02/10	2009/02/17
13879	SGA Societe Generale Acceptance N.V. – CCoal Eur Wt Feb 2009	2009/02/10	2009/02/17
13937	Calyon Fin P (G) Ltd. – China Life Euro Put Wts Feb 2009	2009/02/10	2009/02/17
13938	Calyon Fin P (G) Ltd. – CNOOC European Put Warrants Feb 2009	2009/02/10	2009/02/17
13939	Calyon Fin P (G) Ltd. – HSBC European Put Warrants Feb 2009	2009/02/10	2009/02/17
13950	Credit Suisse – Shanghai Electric European Warrants Feb 2009	2009/02/10	2009/02/17
13996	SGA Societe Generale Acceptance N.V. – HSBC Eu Wt Feb 2009	2009/02/10	2009/02/17
14005	SGA Societe Generale Acceptance N.V. – CRail Eu Wt Feb 2009A	2009/02/10	2009/02/17
14006	SGA Societe Generale Acceptance N.V. – CTEL Eu Wt Feb 2009 B	2009/02/10	2009/02/17
14024	SGA Societe Generale Acceptance N.V. – ICBC Eu Wt Feb 2009 A	2009/02/10	2009/02/17
14068	UBS AG – HKEx European Put Warrants Feb 2009 B	2009/02/10	2009/02/17
14108	UBS AG – China Railway European Warrants Feb 2009	2009/02/10	2009/02/17
14111	UBS AG – MTRC European Warrants Feb 2009	2009/02/10	2009/02/17
14112	UBS AG – PICC European Warrants Feb 2009	2009/02/10	2009/02/17
14106	UBS AG – Air China European Warrants Feb 2009	2009/02/10	2009/02/17
14221	UBS AG – CITIC Bank European Warrants Feb 2009 A	2009/02/10	2009/02/17
14222	UBS AG – CITIC Bank European Warrants Feb 2009 B	2009/02/10	2009/02/17
14242	SGA Societe Generale Acceptance N.V. – CRail Eu Wt Feb 2009B	2009/02/10	2009/02/17
14245	SGA Societe Generale Acceptance N.V. – CNOOC Eu Wt Feb 2009C	2009/02/10	2009/02/17
14256	UBS AG – China Shenhua European Warrants Feb 2009 B	2009/02/10	2009/02/17
14306	UBS AG – CLP European Warrants Feb 2009	2009/02/10	2009/02/17
14344	UBS AG – Bank of EA European Warrants Feb 2009 A	2009/02/10	2009/02/17
14345	UBS AG – Bank of EA European Warrants Feb 2009 B	2009/02/10	2009/02/17
14463	ABN AMRO Bank N.V. – Hutchison European Warrants Feb 2009	2009/02/10	2009/02/17
14464	UBS AG – China Life European Put Warrants Feb 2009 A	2009/02/10	2009/02/17
14465	UBS AG – China Life European Put Warrants Feb 2009 B	2009/02/10	2009/02/17
14471	SGA Societe Generale Acceptance N.V. – CMob Eu Put Wt Feb 09	2009/02/10	2009/02/17
14521	UBS AG – CITIC Bank European Warrants Feb 2009 C	2009/02/10	2009/02/17
14524	UBS AG – China Mengniu European Warrants Feb 2009	2009/02/10	2009/02/17
14535	Credit Suisse – A50 China European Put Warrants Feb 2009 B	2009/02/10	2009/02/17
14514	BNP Paribas Arbit Issu B.V. – A50 China Euro Wts Feb 2009	2009/02/10	2009/02/17
14551	Citigroup Global Mkt H Inc. – SHK Ppt European Wts Feb 2009	2009/02/10	2009/02/17
14777	ABN AMRO Bank N.V. – Ping An European Put Warrants Feb 2009	2009/02/10	2009/02/17
14779	KBC Fin Products Int'l Ltd. – China Tel Euro Wts Feb 2009 B	2009/02/10	2009/02/17
14999	Credit Suisse – ICBC European Warrants Feb 2009	2009/02/10	2009/02/17



## List of expired derivative warrants, 2009 (continued)

Code	Warrant	Last trading date	Delisted date
15023	ABN AMRO Bank N.V. – HSBC European Put Warrants Feb 2009	2009/02/10	2009/02/17
13186	Citigroup Global Mkt H Inc. – CNOOC European Wts Feb 2009	2009/02/11	2009/02/18
03369	CC Rabobank B.A. – ICBC European Warrants Feb 2009 A	2009/02/12	2009/02/19
09339	BNP Paribas Arbit Issu B.V. – Sinopec Corp Eur Put Wt Feb 09	2009/02/12	2009/02/19
13726	KBC Fin Products Int'l Ltd. – PetroChina Euro Wts Feb 2009	2009/02/12	2009/02/19
13729	BOCI Asia Ltd. – Yurun Food European Warrants Feb 2009	2009/02/12	2009/02/19
13796	Lehman Brothers Holdings Inc. – ICBC European Wts Feb 2009	2009/02/12	2009/02/19
13799	Lehman Brothers Holdings Inc. – PetroChina Euro Wts Feb 2009	2009/02/12	2009/02/19
13832	SGA Societe Generale Acceptance N.V. – Petch Eu Wt Feb 2009	2009/02/12	2009/02/19
13869	Lehman Brothers Holdings Inc. – Ch Comm Cons Eur Wt Feb 2009	2009/02/12	2009/02/19
13870	Lehman Brothers Holdings Inc. – CC Bank Euro Wts Feb 2009	2009/02/12	2009/02/19
13875	Lehman Brothers Holdings Inc. – China Shenhua Eu Wt Feb 09 A	2009/02/12	2009/02/19
13876	Lehman Brothers Holdings Inc. – China Shenhua Eu Wt Feb 09 B	2009/02/12	2009/02/19
13968	BNP Paribas Arbit Issu B.V. – Ping An Euro Wts Feb 2009 B	2009/02/12	2009/02/19
13961	BOCI Asia Ltd. – HK Gas European Warrants Feb 2009	2009/02/12	2009/02/19
14036	Lehman Brothers Holdings Inc. – Lenovo European Wts Feb 2009	2009/02/12	2009/02/19
14037	Lehman Brothers Holdings Inc. – PICC European Wts Feb 2009	2009/02/12	2009/02/19
14038	Lehman Brothers Holdings Inc. – Wharf Euro Wts Feb 2009 A	2009/02/12	2009/02/19
14039	Lehman Brothers Holdings Inc. – Wharf Euro Wts Feb 2009 B	2009/02/12	2009/02/19
14030	Lehman Brothers Holdings Inc. – Cheung Kong Eu Wt Feb 2009	2009/02/12	2009/02/19
14031	Lehman Brothers Holdings Inc. – China COSCO Eu Wt Feb 2009	2009/02/12	2009/02/19
14032	Lehman Brothers Holdings Inc. – China Life Eur Wt Feb 2009	2009/02/12	2009/02/19
14265	BOCI Asia Ltd. – China Life European Put Warrants Feb 2009	2009/02/12	2009/02/19
14501	Lehman Brothers Holdings Inc. – BEA European Wts Feb 2009	2009/02/12	2009/02/19
14504	Lehman Brothers Holdings Inc. – CNOOC Euro Wts Feb 2009	2009/02/12	2009/02/19
14506	Lehman Brothers Holdings Inc. – HKEx European Wts Feb 2009	2009/02/12	2009/02/19
14598	KBC Fin Products Int'l Ltd. – A50 Ch Euro Wts Feb 2009	2009/02/12	2009/02/19
14057	SGA Societe Generale Acceptance N.V. – BOCL Eu Wt Feb 2009	2009/02/13	2009/02/20
14067	HK Bank – R&F Ppt European Warrants Feb 2009	2009/02/13	2009/02/20
14476	Credit Suisse – Yanzhou Coal European Put Warrants Feb 2009	2009/02/13	2009/02/20
13688	CC Rabobank B.A. – MTRC European Warrants Feb 2009	2009/02/16	2009/02/23
13692	Merrill Lynch Int'l & Co. C.V. – CNOOC Euro Wts Feb 2009 A	2009/02/16	2009/02/23
13745	HK Bank – China Mobile European Warrants Feb 2009	2009/02/16	2009/02/23
13806	HK Bank – Air China European Warrants Feb 2009	2009/02/16	2009/02/23
07441	J P Morgan Int'l Der. Ltd. – CHALCO European Wts Feb 2009	2009/02/17	2009/02/24
02735	Deutsche Bank AG – ICBC European Warrants Feb 2009 A	2009/02/17	2009/02/24
04348	BNP Paribas Arbit Issu B.V. – MTRC European Wts Feb 2009	2009/02/17	2009/02/24
07076	Merrill Lynch Int'l & Co. C.V. – SHK Ppt Euro Wts Feb 2009	2009/02/17	2009/02/24
09529	Merrill Lynch Int'l & Co. C.V. – HS Bank Euro Wts Feb 2009	2009/02/17	2009/02/24
07748	Merrill Lynch Int'l & Co. C.V. – CK(H) European Wts Feb 2009	2009/02/17	2009/02/24
09404	UBS AG – Ping An European Warrants Feb 2009 A	2009/02/17	2009/02/24
13185	Citigroup Global Mkt H Inc. – China Tel Euro Wts Feb 2009 B	2009/02/17	2009/02/24
13180	Citigroup Global Mkt H Inc. – BOCL European Wts Feb 2009	2009/02/17	2009/02/24
13181	Citigroup Global Mkt H Inc. – BankComm European Wts Feb 2009	2009/02/17	2009/02/24
13182	Citigroup Global Mkt H Inc. – Ch Comm Cons Euro Wts Feb 2009	2009/02/17	2009/02/24
13214	CC Rabobank B.A. – China Tel European Warrants Feb 2009	2009/02/17	2009/02/24
13244	Goldman Sachs SP (Asia) – China Shenhua Euro Wts Feb 2009 A	2009/02/17	2009/02/24
13291	Goldman Sachs SP (Asia) – China Mobile Euro Wts Feb 2009 A	2009/02/17	2009/02/24
13501	Merrill Lynch Int'l & Co. C.V. – Sinofert Euro Wts Feb 2009	2009/02/17	2009/02/24
13524	Citigroup Global Mkt H Inc. – Hutchison Euro Wts Feb 2009	2009/02/17	2009/02/24
13612	Credit Suisse – Jiangxi Copper European Wts Feb 2009	2009/02/17	2009/02/24
13638	UBS AG – CSCL European Warrants Feb 2009	2009/02/17	2009/02/24
13639	UBS AG – Pacific Basin European Warrants Feb 2009	2009/02/17	2009/02/24
13725	Merrill Lynch Int'l & Co. C.V. – Pacific Basin Eu Wt Feb 2009	2009/02/17	2009/02/24
13817	BNP Paribas Arbit Issu B.V. – Ch Mobile Eu Put Wt Feb 2009	2009/02/17	2009/02/24
13820	J P Morgan SP BV – Cheung Kong European Warrants Feb 2009	2009/02/17	2009/02/24
13865	Credit Suisse – China Life European Warrants Feb 2009 B	2009/02/17	2009/02/24
13910	UBS AG – Angang Steel European Warrants Feb 2009	2009/02/17	2009/02/24
13966	BNP Paribas Arbit Issu B.V. – CNOOC European Wts Feb 2009 A	2009/02/17	2009/02/24
13970	Goldman Sachs SP (Asia) – A50 China European Wts Feb 2009 A	2009/02/17	2009/02/24
13955	Merrill Lynch Int'l & Co. C.V. – BOC HK Euro Wts Feb 2009	2009/02/17	2009/02/24
14011	ABN AMRO Bank N.V. – HKEx European Put Warrants Feb 2009	2009/02/17	2009/02/24
14072	SGA Societe Generale Acceptance N.V. – ICBC Eu Wt Feb 2009 B	2009/02/17	2009/02/24
14055	SGA Societe Generale Acceptance N.V. – A50 Ch Eu Wt Feb 09 A	2009/02/17	2009/02/24
14101	J P Morgan SP BV – HS Bank European Warrants Feb 2009	2009/02/17	2009/02/24
14201	SGA Societe Generale Acceptance N.V. – CCB Eur Wt Feb 2009 B	2009/02/17	2009/02/24
14337	BNP Paribas Arbit Issu B.V. – BOCL European Wts Feb 2009	2009/02/17	2009/02/24
14342	ABN AMRO Bank N.V. – A50 China European Put Wts Feb 2009	2009/02/17	2009/02/24
14394	Deutsche Bank AG – HSBC European Warrants Feb 2009	2009/02/17	2009/02/24
14407	UBS AG – China Tel European Warrants Feb 2009 A	2009/02/17	2009/02/24
14408	UBS AG – China Tel European Warrants Feb 2009 B	2009/02/17	2009/02/24
14410	ABN AMRO Bank N.V. – A50 China European Warrants Feb 2009 A	2009/02/17	2009/02/24
14484	ABN AMRO Bank N.V. – BOCL European Warrants Feb 2009	2009/02/17	2009/02/24
14519	UBS AG – Bank of EA European Warrants Feb 2009 C	2009/02/17	2009/02/24
14513	BNP Paribas Arbit Issu B.V. – ICBC European Wts Feb 2009	2009/02/17	2009/02/24
14554	UBS AG – China Shenhua European Warrants Feb 2009 C	2009/02/17	2009/02/24
14611	SGA Societe Generale Acceptance N.V. – CNOOC Eu Wt Feb 2009D	2009/02/17	2009/02/24
14635	KBC Fin Products Int'l Ltd. – ICBC European Wts Feb 2009	2009/02/17	2009/02/24
14660	UBS AG – Ping An European Put Warrants Feb 2009	2009/02/17	2009/02/24
14679	ABN AMRO Bank N.V. – A50 China European Warrants Feb 2009 B	2009/02/17	2009/02/24
14683	BNP Paribas Arbit Issu B.V. – CNOOC European Wts Feb 2009 B	2009/02/17	2009/02/24
14703	SGA Societe Generale Acceptance N.V. – Shenhua Eu Wt Feb 09B	2009/02/17	2009/02/24
14769	ABN AMRO Bank N.V. – China Life European Warrants Feb 2009 B	2009/02/17	2009/02/24
14922	Deutsche Bank AG – China Telecom European Wts Feb 2009	2009/02/17	2009/02/24
15206	Deutsche Bank AG – ICBC European Warrants Feb 2009 B	2009/02/17	2009/02/24
13495	BOCI Asia Ltd. – Tencent Holdings European Warrants Feb 2009	2009/02/19	2009/02/26
14264	BOCI Asia Ltd. – MTRC European Warrants Feb 2009	2009/02/19	2009/02/26

## List of expired derivative warrants, 2009 (continued)

Code	Warrant	Last trading date	Delisted date
14491	Credit Suisse – CNOOC European Warrants Feb 2009	2009/02/19	2009/02/26
14584	Merrill Lynch Int'l & Co. C.V. – CNOOC Euro Wts Feb 2009 B	2009/02/19	2009/02/26
14736	Credit Suisse – A50 China European Warrants Feb 2009 D	2009/02/19	2009/02/26
07418	Macquarie Bank Ltd. – Air China European Warrants Feb 2009	2009/02/20	2009/02/27
09866	Macquarie Bank Ltd. – Cheung Kong European Wts Feb 2009 A	2009/02/20	2009/02/27
09919	Macquarie Bank Ltd. – SHK Ppt European Warrants Feb 2009	2009/02/20	2009/02/27
01440	Macquarie Bank Ltd. – BankComm European Warrants Feb 2009	2009/02/20	2009/02/27
03677	Macquarie Bank Ltd. – Cheung Kong European Wts Feb 2009 B	2009/02/20	2009/02/27
09188	J P Morgan SP BV – HSBC European Warrants Feb 2009 B	2009/02/20	2009/02/27
13081	J P Morgan SP BV – Zijin Mining European Warrants Feb 2009	2009/02/20	2009/02/27
13087	J P Morgan SP BV – China Mob European Wts Feb 2009	2009/02/20	2009/02/27
13280	BNP Paribas Arbit Issu B.V. – Zijin Mining Euro Wts Feb 2009	2009/02/20	2009/02/27
13293	Macquarie Bank Ltd. – Sinopec Corp European Wts Feb 2009	2009/02/20	2009/02/27
13345	SGA Societe Generale Acceptance N.V. – BOCom Eur Wt Feb 2009	2009/02/20	2009/02/27
13361	Macquarie Bank Ltd. – CHALCO European Put Warrants Feb 2009	2009/02/20	2009/02/27
13415	SGA Societe Generale Acceptance N.V. – CCTC Eur Wt Feb 2009 A	2009/02/20	2009/02/27
13572	Macquarie Bank Ltd. – China Coal European Warrants Feb 2009	2009/02/20	2009/02/27
13740	CC Rabobank B.A. – CNOOC European Warrants Feb 2009	2009/02/20	2009/02/27
13743	CC Rabobank B.A. – Ch Railway Cons European Wts Feb 2009 A	2009/02/20	2009/02/27
13760	SGA Societe Generale Acceptance N.V. – Ch Mob Eu Wt Feb 09 B	2009/02/20	2009/02/27
13761	SGA Societe Generale Acceptance N.V. – HKEx Eu Wt Feb 2009	2009/02/20	2009/02/27
13764	SGA Societe Generale Acceptance N.V. – MTRC Eur Wts Feb 2009	2009/02/20	2009/02/27
13775	BOCI Asia Ltd. – Tracker Fund European Put Warrants Feb 2009	2009/02/20	2009/02/27
13776	SGA Societe Generale Acceptance N.V. – CP&CC Eur Wt Feb 2009	2009/02/20	2009/02/27
13896	J P Morgan SP BV – Beijing Air Euro Wts Feb 2009	2009/02/20	2009/02/27
13935	Macquarie Bank Ltd. – Ch Comm Cons European Wts Feb 2009	2009/02/20	2009/02/27
14140	Macquarie Bank Ltd. – Henderson Land Dev Euro Wts Feb 2009	2009/02/20	2009/02/27
14144	Macquarie Bank Ltd. – Swire Pacific A European Wts Feb 2009	2009/02/20	2009/02/27
14134	Macquarie Bank Ltd. – CC Bank European Warrants Feb 2009	2009/02/20	2009/02/27
14135	Macquarie Bank Ltd – CM Bank European Warrants Feb 2009 A	2009/02/20	2009/02/27
14137	Macquarie Bank Ltd. – China Railway European Wts Feb 2009	2009/02/20	2009/02/27
14138	Macquarie Bank Ltd. – CNOOC European Warrants Feb 2009	2009/02/20	2009/02/27
14181	KBC Fin Products Int'l Ltd. – HSI European Wts Feb 2009 A	2009/02/20	2009/02/27
14226	CC Rabobank B.A. – China Shenhua European Warrants Feb 2009	2009/02/20	2009/02/27
14239	Macquarie Bank Ltd. – China Life European Wts Feb 2009 A	2009/02/20	2009/02/27
14355	KBC Fin Products Int'l Ltd. – HSI European Wts Feb 2009 B	2009/02/20	2009/02/27
14384	ABN AMRO Bank N.V. – HSBC European Warrants Feb 2009 A	2009/02/20	2009/02/27
14416	Macquarie Bank Ltd. – China Overseas European Wts Feb 2009	2009/02/20	2009/02/27
14436	SGA Societe Generale Acceptance N.V. – HSI Eur Wt Feb 2009 A	2009/02/20	2009/02/27
14437	SGA Societe Generale Acceptance N.V. – HSI Eur Wt Feb 2009 B	2009/02/20	2009/02/27
14438	SGA Societe Generale Acceptance N.V. – HSI Eur Wt Feb 2009 C	2009/02/20	2009/02/27
14439	SGA Societe Generale Acceptance N.V. – HSI Eur Wt Feb 2009 D	2009/02/20	2009/02/27
14420	Macquarie Bank Ltd. – Ch Comm Cons European Put Wts Feb 2009	2009/02/20	2009/02/27
14421	Macquarie Bank Ltd. – Ping An European Put Warrants Feb 2009	2009/02/20	2009/02/27
14444	KBC Fin Products Int'l Ltd. – HSI Euro Put Wts Feb 2009 C	2009/02/20	2009/02/27
14445	KBC Fin Products Int'l Ltd. – HSI Euro Put Wts Feb 2009 D	2009/02/20	2009/02/27
14455	Deutsche Bank AG – HSCEI European Warrants Feb 2009	2009/02/20	2009/02/27
14459	Deutsche Bank AG – HSCEI European Put Warrants Feb 2009	2009/02/20	2009/02/27
14462	ABN AMRO Bank N.V. – HSBC European Warrants Feb 2009 B	2009/02/20	2009/02/27
14467	Goldman Sachs SP (Asia) – China Mobile Euro Wts Feb 2009 B	2009/02/20	2009/02/27
14468	Goldman Sachs SP (Asia) – China Life Euro Wts Feb 2009	2009/02/20	2009/02/27
14470	Goldman Sachs SP (Asia) – CM Bank European Wts Feb 2009	2009/02/20	2009/02/27
14475	Macquarie Bank Ltd. – Jiangxi Copper European Wts Feb 2009	2009/02/20	2009/02/27
14478	CC Rabobank B.A. – China Life European Put Warrants Feb 2009	2009/02/20	2009/02/27
14481	CC Rabobank B.A. – ICBC European Put Warrants Feb 2009	2009/02/20	2009/02/27
14473	Macquarie Bank Ltd – CM Bank European Warrants Feb 2009 B	2009/02/20	2009/02/27
14474	Macquarie Bank Ltd. – Hutchison European Warrants Feb 2009	2009/02/20	2009/02/27
14493	Macquarie Bank Ltd. – CITIC Pacific European Wts Feb 2009	2009/02/20	2009/02/27
14498	J P Morgan SP BV – China COSCO European Warrants Feb 2009	2009/02/20	2009/02/27
14512	Macquarie Bank Ltd. – MTRC European Warrants Feb 2009	2009/02/20	2009/02/27
14559	Macquarie Bank Ltd. – Wharf European Warrants Feb 2009	2009/02/20	2009/02/27
14557	Macquarie Bank Ltd. – A50 China European Warrants Feb 2009	2009/02/20	2009/02/27
14565	Macquarie Bank Ltd. – China Life European Put Wts Feb 2009	2009/02/20	2009/02/27
14561	Macquarie Bank Ltd. – China Life European Wts Feb 2009 B	2009/02/20	2009/02/27
14588	Goldman Sachs SP (Asia) – A50 China European Wts Feb 2009 B	2009/02/20	2009/02/27
14592	Macquarie Bank Ltd. – China COSCO European Warrants Feb 2009	2009/02/20	2009/02/27
14594	Goldman Sachs SP (Asia) – China Shenhua Euro Wts Feb 2009 B	2009/02/20	2009/02/27
14596	Goldman Sachs SP (Asia) – China Tel European Wts Feb 2009	2009/02/20	2009/02/27
14614	J P Morgan SP BV – CC Bank European Warrants Feb 2009	2009/02/20	2009/02/27
14623	Macquarie Bank Ltd. – CHALCO European Warrants Feb 2009	2009/02/20	2009/02/27
14624	Macquarie Bank Ltd. – CC Bank European Put Warrants Feb 2009	2009/02/20	2009/02/27
14682	ABN AMRO Bank N.V. – CC Bank European Put Warrants Feb 2009	2009/02/20	2009/02/27
14664	Macquarie Bank Ltd. – Sinopec Corp Euro Put Wts Feb 2009	2009/02/20	2009/02/27
14691	ABN AMRO Bank N.V. – ICBC European Warrants Feb 2009 B	2009/02/20	2009/02/27
14791	Goldman Sachs SP (Asia) – BOCL European Warrants Feb 2009 B	2009/02/20	2009/02/27
14854	KBC Fin Products Int'l Ltd. – CC Bank Euro Put Wts Feb 2009	2009/02/20	2009/02/27
02272	J P Morgan SP BV – Sh Petrochem Euro Wts Feb 2009	2009/02/23	2009/03/02
04810	J P Morgan SP BV – Sh Electric Euro Wts Feb 2009	2009/02/23	2009/03/02
04468	J P Morgan SP BV – CITIC Bank European Warrants Feb 2009	2009/02/23	2009/03/02
09258	J P Morgan SP BV – China Tel European Warrants Feb 2009	2009/02/23	2009/03/02
09115	J P Morgan SP BV – China Shenhua European Warrants Feb 2009	2009/02/23	2009/03/02
03822	J P Morgan SP BV – HSBC European Warrants Feb 2009 A	2009/02/23	2009/03/02
02857	SGA Societe Generale Acceptance N.V. – SH PC Eur Wt Feb 2009	2009/02/23	2009/03/02
01153	J P Morgan SP BV – Ch Southern Air European Wts Feb 2009	2009/02/23	2009/03/02
07777	CC Rabobank B.A. – HSBC European Warrants Feb 2009	2009/02/23	2009/03/02
07977	CC Rabobank B.A. – ICBC European Warrants Feb 2009 B	2009/02/23	2009/03/02
09445	CC Rabobank B.A. – Ping An European Warrants Feb 2009	2009/02/23	2009/03/02

## List of expired derivative warrants, 2009 (continued)

Code	Warrant	Last trading date	Delisted date
13360	Macquarie Bank Ltd. – Yanzhou Coal European Wts Feb 2009	2009/02/23	2009/03/02
13423	Macquarie Bank Ltd. – Agile Ppt European Warrants Feb 2009	2009/02/23	2009/03/02
13539	HK Bank – Anhui Conch European Warrants Feb 2009	2009/02/23	2009/03/02
13541	HK Bank – Sinoferf European Warrants Feb 2009	2009/02/23	2009/03/02
13542	HK Bank – Tencent European Warrants Feb 2009	2009/02/23	2009/03/02
10796	CC Rabobank B.A. – Mongolia Energy Euro (CC) Wts Feb 2009	2009/02/23	2009/03/02
13658	CC Rabobank B.A. – China Life European Warrants Feb 2009	2009/02/23	2009/03/02
13660	CC Rabobank B.A. – HK Gas European Warrants Feb 2009	2009/02/23	2009/03/02
13940	CC Rabobank B.A. – Ch Railway Cons European Wts Feb 2009 B	2009/02/23	2009/03/02
13975	ABN AMRO Bank N.V. – Ping An European Warrants Feb 2009	2009/02/23	2009/03/02
14061	Citigroup Global Mkt H Inc. – SHK Ppt Euro Put Wts Feb 2009	2009/02/23	2009/03/02
14228	CC Rabobank B.A. – A50 China European Warrants Feb 2009	2009/02/23	2009/03/02
14626	Macquarie Bank Ltd – CM Bank European Warrants Feb 2009 C	2009/02/23	2009/03/02
14710	Macquarie Bank Ltd. – China Shenhua European Wts Feb 2009	2009/02/23	2009/03/02
14711	Macquarie Bank Ltd. – Maanshan Iron European Wts Feb 2009	2009/02/23	2009/03/02
14724	ABN AMRO Bank N.V. – China Life European Warrants Feb 2009 A	2009/02/23	2009/03/02
04765	BNP Paribas Arbit Issu B.V. – BankComm European Wts Mar 2009	2009/02/24	2009/03/03
04723	BNP Paribas Arbit Issu B.V. – ICBC European Wts Mar 2009 A	2009/02/24	2009/03/03
09310	BNP Paribas Arbit Issu B.V. – Cheung Kong Euro Wts Mar 2009	2009/02/24	2009/03/03
09311	BNP Paribas Arbit Issu B.V. – China Tel Euro Wts Mar 2009	2009/02/24	2009/03/03
09096	Deutsche Bank AG – ICBC European Warrants Mar 2009 A	2009/02/24	2009/03/03
01433	Deutsche Bank AG – China Tel European Warrants Mar 2009 A	2009/02/24	2009/03/03
07594	BNP Paribas Arbit Issu B.V. – PetroChina Euro Wts Mar 2009 A	2009/02/24	2009/03/03
03619	SGA Societe Generale Acceptance N.V. – CLife Eu Wt Mar 2009A	2009/02/24	2009/03/03
13319	Goldman Sachs SP (Asia) – PetroChina European Wts Mar 2009	2009/02/24	2009/03/03
13681	UBS AG – A50 China European Warrants Mar 2009 A	2009/02/24	2009/03/03
13733	SGA Societe Generale Acceptance N.V. – Ch Mob Eu Wt Mar 09 B	2009/02/24	2009/03/03
13739	KBC Fin Products Int'l Ltd. – CITIC Bank Euro Wts Mar 2009	2009/02/24	2009/03/03
13786	SGA Societe Generale Acceptance N.V. – CK(H) Eu Wt Mar 2009B	2009/02/24	2009/03/03
13787	SGA Societe Generale Acceptance N.V. – HSBC Eu Put Wt Mar 09	2009/02/24	2009/03/03
13788	SGA Societe Generale Acceptance N.V. – SHK P Eur Wt Mar 09 B	2009/02/24	2009/03/03
13881	SGA Societe Generale Acceptance N.V. – A50 Ch Eu Wt Mar 09 A	2009/02/24	2009/03/03
14019	SGA Societe Generale Acceptance N.V. – CLife Eu Wt Mar 2009B	2009/02/24	2009/03/03
14021	SGA Societe Generale Acceptance N.V. – Ch Mob Eu Wt Mar 09 D	2009/02/24	2009/03/03
14054	Deutsche Bank AG – HKEx European Put Warrants Mar 2009 A	2009/02/24	2009/03/03
14085	KBC Fin Products Int'l Ltd. – Ch Railway Euro Wts Mar 2009 B	2009/02/24	2009/03/03
14174	Deutsche Bank AG – China Life European Warrants Mar 2009 A	2009/02/24	2009/03/03
14235	Calyon Fin P (G) Ltd. – China Coal European Wts Mar 2009	2009/02/24	2009/03/03
14236	Calyon Fin P (G) Ltd. – Hutchison European Warrants Mar 2009	2009/02/24	2009/03/03
14237	Calyon Fin P (G) Ltd. – HKEx European Put Warrants Mar 2009	2009/02/24	2009/03/03
14266	Deutsche Bank AG – A50 China European Warrants Mar 2009 C	2009/02/24	2009/03/03
14281	ABN AMRO Bank N.V. – China Mobile European Wts Mar 2009 A	2009/02/24	2009/03/03
14434	SGA Societe Generale Acceptance N.V. – HWL Eur Wt Mar 2009 B	2009/02/24	2009/03/03
14443	KBC Fin Products Int'l Ltd. – China Life Euro Wts Mar 2009 A	2009/02/24	2009/03/03
14450	SGA Societe Generale Acceptance N.V. – CNOOC Eu Wt Mar 2009B	2009/02/24	2009/03/03
14480	Deutsche Bank AG – CNOOC European Warrants Mar 2009 B	2009/02/24	2009/03/03
14550	Citigroup Global Mkt H Inc. – Ping An Euro Wts Mar 2009	2009/02/24	2009/03/03
14597	BNP Paribas Arbit Issu B.V. – A50 China Euro Wts Mar 2009 C	2009/02/24	2009/03/03
14612	SGA Societe Generale Acceptance N.V. – HWL Eur Wt Mar 2009 C	2009/02/24	2009/03/03
14694	KBC Fin Products Int'l Ltd. – BOCL Euro Put Wts Mar 2009 A	2009/02/24	2009/03/03
14704	SGA Societe Generale Acceptance N.V. – Datang Eu Wt Mar 2009	2009/02/24	2009/03/03
14715	Citigroup Global Mkt H Inc. – Ch Railway Euro Wts Mar 2009	2009/02/24	2009/03/03
14728	BNP Paribas Arbit Issu B.V. – China Life Euro Wts Mar 2009 B	2009/02/24	2009/03/03
14863	SGA Societe Generale Acceptance N.V. – CCoal Eur Wt Mar 2009	2009/02/24	2009/03/03
15011	ABN AMRO Bank N.V. – CNOOC European Warrants Mar 2009 B	2009/02/24	2009/03/03
02660	SGA Societe Generale Acceptance N.V. – ICBC Eu Wt Mar 2009 A	2009/02/25	2009/03/04
07162	KBC Fin Products Int'l Ltd. – Ch Comm Cons Euro Wts Mar 2009	2009/02/25	2009/03/04
13454	SGA Societe Generale Acceptance N.V. – CCCCL Eu Wt Mar 2009A	2009/02/25	2009/03/04
13964	BNP Paribas Arbit Issu B.V. – China Life Euro Wts Mar 2009 A	2009/02/25	2009/03/04
14105	Deutsche Bank AG – Li Ning European Warrants Mar 2009	2009/02/25	2009/03/04
14202	SGA Societe Generale Acceptance N.V. – CMB Euro Wts Mar 2009	2009/02/25	2009/03/04
14456	Deutsche Bank AG – CNOOC European Warrants Mar 2009 A	2009/02/25	2009/03/04
14466	Deutsche Bank AG – Hutchison European Warrants Mar 2009 A	2009/02/25	2009/03/04
14771	KBC Fin Products Int'l Ltd. – China Life Euro Wts Mar 2009 B	2009/02/25	2009/03/04
14775	KBC Fin Products Int'l Ltd. – China Life Eur Put Wt Mar 2009	2009/02/25	2009/03/04
01553	Calyon Fin P (G) Ltd. – China Tel European Warrants Mar 2009	2009/02/26	2009/03/05
14699	BOCI Asia Ltd. – China Tel European Warrants Mar 2009	2009/02/26	2009/03/05
14700	BOCI Asia Ltd. – Tracker Fund European Put Warrants Mar 2009	2009/02/26	2009/03/05
05006	KBC Fin Products Int'l Ltd. – China Tel Euro Wts Mar 2009	2009/02/27	2009/03/06
09049	KBC Fin Products Int'l Ltd. – Ch Railway Euro Wts Mar 2009 A	2009/02/27	2009/03/06
09564	Fortis Bank S.A./N.V. – SHK Ppt European Warrants Mar 2009	2009/03/02	2009/03/09
13550	HK Bank – GOME European Warrants Mar 2009	2009/03/02	2009/03/09
13551	HK Bank – Pacific Basin European Warrants Mar 2009	2009/03/02	2009/03/09
13565	HK Bank – Chaoda Modern European Warrants Mar 2009	2009/03/02	2009/03/09
13616	HK Bank – Yurun Food European Warrants Mar 2009	2009/03/02	2009/03/09
03855	UBS AG – Huaneng Power European Warrants Mar 2009 A	2009/03/03	2009/03/10
02133	Merrill Lynch Int'l & Co. C.V. – Ch Mobile Eur Wt Mar 2009 B	2009/03/03	2009/03/10
13184	Citigroup Global Mkt H Inc. – CRCC European Wts Mar 2009	2009/03/03	2009/03/10
13432	UBS AG – Sh Petrochem European Warrants Mar 2009	2009/03/03	2009/03/10
13815	BNP Paribas Arbit Issu B.V. – Ch Comm Cons Eur Wt Mar 2009	2009/03/03	2009/03/10
13959	Merrill Lynch Int'l & Co. C.V. – Shimao Ppt Euro Wt Mar 2009	2009/03/03	2009/03/10
14020	SGA Societe Generale Acceptance N.V. – Ch Mob Eu Wt Mar 09 C	2009/03/03	2009/03/10
14073	SGA Societe Generale Acceptance N.V. – ICBC Eu Wt Mar 2009 B	2009/03/03	2009/03/10
14231	ABN AMRO Bank N.V. – Cheung Kong European Warrants Mar 2009	2009/03/03	2009/03/10
14216	Deutsche Bank AG – BOCL European Warrants Mar 2009	2009/03/03	2009/03/10
14217	Deutsche Bank AG – CITIC Bank European Warrants Mar 2009	2009/03/03	2009/03/10
14218	Deutsche Bank AG – CM Bank European Warrants Mar 2009	2009/03/03	2009/03/10



## List of expired derivative warrants, 2009 (continued)

Code	Warrant	Last trading date	Delisted date
14220	Deutsche Bank AG – China Railway European Warrants Mar 2009	2009/03/03	2009/03/10
14305	Deutsche Bank AG – MTRC European Warrants Mar 2009	2009/03/03	2009/03/10
14314	ABN AMRO Bank N.V. – China Mobile European Wts Mar 2009 B	2009/03/03	2009/03/10
14343	Deutsche Bank AG – CC Bank European Warrants Mar 2009 B	2009/03/03	2009/03/10
14526	UBS AG – Ch Railway Cons European Warrants Mar 2009	2009/03/03	2009/03/10
14593	Deutsche Bank AG – Hutchison European Warrants Mar 2009 B	2009/03/03	2009/03/10
14609	ABN AMRO Bank N.V. – China Mobile European Wts Mar 2009 C	2009/03/03	2009/03/10
14673	UBS AG – Huaneng Power European Warrants Mar 2009 B	2009/03/03	2009/03/10
14676	UBS AG – Shimao Ppt European Warrants Mar 2009	2009/03/03	2009/03/10
14705	Deutsche Bank AG – China Life European Put Warrants Mar 2009	2009/03/03	2009/03/10
14738	SGA Societe Generale Acceptance N.V. – Ch Mob Eu Wt Mar 09 E	2009/03/03	2009/03/10
14741	UBS AG – China Shenhua European Warrants Mar 2009	2009/03/03	2009/03/10
14742	UBS AG – HK Electric European Warrants Mar 2009	2009/03/03	2009/03/10
14744	UBS AG – PICC European Warrants Mar 2009 B	2009/03/03	2009/03/10
14765	Deutsche Bank AG – China Life European Warrants Mar 2009 C	2009/03/03	2009/03/10
05591	KBC Fin Products Int'l Ltd. – PetroChina Eu (CC) Wt Mar 2009	2009/03/04	2009/03/11
14103	Deutsche Bank AG – Beijing Airport European Wts Mar 2009	2009/03/04	2009/03/11
14330	J P Morgan SP BV – Cheung Kong European Warrants Mar 2009	2009/03/04	2009/03/11
14772	KBC Fin Products Int'l Ltd. – BOCL European Wts Mar 2009	2009/03/04	2009/03/11
13127	BOCI Asia Ltd. – Cheung Kong European Warrants Mar 2009	2009/03/05	2009/03/12
13130	BOCI Asia Ltd. – SHK Ppt European Warrants Mar 2009	2009/03/05	2009/03/12
13533	SGA Societe Generale Acceptance N.V. – CK(H) Eu Wt Mar 2009A	2009/03/05	2009/03/12
13538	SGA Societe Generale Acceptance N.V. – SHK P Eu Wt Mar 2009A	2009/03/05	2009/03/12
14014	BOCI Asia Ltd. – BOC HK European Warrants Mar 2009	2009/03/05	2009/03/12
14385	Merrill Lynch Int'l & Co. C.V. – CK(H) European Wts Mar 2009	2009/03/05	2009/03/12
14398	ABN AMRO Bank N.V. – HKEx European Warrants Mar 2009 B	2009/03/05	2009/03/12
14615	J P Morgan SP BV – China COSCO European Warrants Mar 2009	2009/03/05	2009/03/12
13811	Merrill Lynch Int'l & Co. C.V. – CHALCO Euro Wts Mar 2009	2009/03/06	2009/03/13
10815	SGA Societe Generale Acceptance N.V. – N225 Eu Wt Mar 2009	2009/03/06	2009/03/13
10819	SGA Societe Generale Acceptance N.V. – N225 Eu Put Wt Mar 09	2009/03/06	2009/03/13
14853	KBC Fin Products Int'l Ltd. – BOCL Euro Put Wts Mar 2009 B	2009/03/06	2009/03/13
14855	KBC Fin Products Int'l Ltd. – ICBC Euro Put Wts Mar 2009	2009/03/06	2009/03/13
07321	J P Morgan SP BV – Hutchison European Warrants Mar 2009	2009/03/09	2009/03/16
09139	J P Morgan SP BV – PetroChina European Warrants Mar 2009	2009/03/09	2009/03/16
13629	HK Bank – Alibaba European Warrants Mar 2009 A	2009/03/09	2009/03/16
13630	HK Bank – Alibaba European Warrants Mar 2009 B	2009/03/09	2009/03/16
13631	HK Bank – Sinoma European Warrants Mar 2009	2009/03/09	2009/03/16
13632	HK Bank – COSCO Pacific European Warrants Mar 2009	2009/03/09	2009/03/16
13633	HK Bank – Harbin Power European Warrants Mar 2009	2009/03/09	2009/03/16
13634	HK Bank – Melco Int'l Dev European Warrants Mar 2009	2009/03/09	2009/03/16
10827	Deutsche Bank AG – Nikkei 225 Index European Wts Mar 2009	2009/03/09	2009/03/16
10831	Deutsche Bank AG – Nikkei 225 Index Euro Put Wts Mar 2009	2009/03/09	2009/03/16
02490	UBS AG – Cheung Kong European Warrants Mar 2009	2009/03/10	2009/03/17
13275	Fortis Bank S.A./N.V. – Belle Int'l European Wts Mar 2009	2009/03/10	2009/03/17
13276	Fortis Bank S.A./N.V. – A50 China Euro Wts Mar 2009 A	2009/03/10	2009/03/17
13445	UBS AG – BankComm European Warrants Mar 2009	2009/03/10	2009/03/17
13522	Citigroup Global Mkt H Inc. – HKEx European Wts Mar 2009	2009/03/10	2009/03/17
13555	Merrill Lynch Int'l & Co. C.V. – Sinopec Euro Wts Mar 2009	2009/03/10	2009/03/17
13599	Fortis Bank S.A./N.V. – Ch Railway Cons Euro Wts Mar 2009	2009/03/10	2009/03/17
13600	UBS AG – BOC HK European Warrants Mar 2009 A	2009/03/10	2009/03/17
13700	HK Bank – Anhui Conch European Warrants Mar 2009	2009/03/10	2009/03/17
13701	HK Bank – Country Garden European Warrants Mar 2009	2009/03/10	2009/03/17
13702	HK Bank – Sinofer European Warrants Mar 2009	2009/03/10	2009/03/17
13710	KBC Fin Products Int'l Ltd. – Sinopec Euro Wts Mar 2009 A	2009/03/10	2009/03/17
13933	KBC Fin Products Int'l Ltd. – Sinopec Euro Wts Mar 2009 B	2009/03/10	2009/03/17
13958	Merrill Lynch Int'l & Co. C.V. – R&P Ppt Euro Wts Mar 2009	2009/03/10	2009/03/17
14026	SGA Societe Generale Acceptance N.V. – Petch Eu Wt Mar 2009A	2009/03/10	2009/03/17
14110	UBS AG – Jiangxi Copper European Warrants Mar 2009 A	2009/03/10	2009/03/17
14193	Goldman Sachs SP (Asia) – CM Bank European Wts Mar 2009 A	2009/03/10	2009/03/17
14173	Deutsche Bank AG – Cheung Kong European Warrants Mar 2009	2009/03/10	2009/03/17
14177	Deutsche Bank AG – Ping An European Warrants Mar 2009	2009/03/10	2009/03/17
14199	SGA Societe Generale Acceptance N.V. – CK(H) Eu Wt Mar 2009C	2009/03/10	2009/03/17
14209	SGA Societe Generale Acceptance N.V. – SHK P Eu Wt Mar 2009C	2009/03/10	2009/03/17
14255	UBS AG – CHALCO European Warrants Mar 2009	2009/03/10	2009/03/17
14332	Credit Suisse – China Mobile European Warrants Mar 2009	2009/03/10	2009/03/17
14397	ABN AMRO Bank N.V. – HKEx European Warrants Mar 2009 A	2009/03/10	2009/03/17
14520	UBS AG – BOC HK European Warrants Mar 2009 B	2009/03/10	2009/03/17
14547	Citigroup Global Mkt H Inc. – ICBC European Wts Mar 2009	2009/03/10	2009/03/17
14549	Citigroup Global Mkt H Inc. – New World Dev Euro Wt Mar 2009	2009/03/10	2009/03/17
14629	SGA Societe Generale Acceptance N.V. – A50 Ch Eu Wt Mar 09 B	2009/03/10	2009/03/17
14723	UBS AG – CM Bank European Warrants Mar 2009	2009/03/10	2009/03/17
14743	UBS AG – Jiangxi Copper European Warrants Mar 2009 B	2009/03/10	2009/03/17
14766	Deutsche Bank AG – China Life European Warrants Mar 2009 D	2009/03/10	2009/03/17
15015	ABN AMRO Bank N.V. – PetroChina European Warrants Mar 2009 B	2009/03/10	2009/03/17
15230	BNP Paribas Arbit Issu B.V. – PetroCh Euro Wts Mar 2009 B	2009/03/10	2009/03/17
09847	Calyon Fin P (G) Ltd. – Sinopec Corp European Wts Mar 2009	2009/03/11	2009/03/18
14012	Deutsche Bank AG – China Telecom European Wts Mar 2009 B	2009/03/11	2009/03/18
09871	Macquarie Bank Ltd. – Hang Lung Ppt European Wts Mar 2009	2009/03/12	2009/03/19
05853	Dresdner Bank AG – HKEx European Warrants Mar 2009	2009/03/12	2009/03/19
10793	Goldman Sachs SP (Asia) – TAIEX European Warrants Mar 2009	2009/03/12	2009/03/19
14261	BOCI Asia Ltd. – China Life European Warrants Mar 2009	2009/03/12	2009/03/19
14932	Standard Bank PLC – China Shenhua European Warrants Mar 2009	2009/03/13	2009/03/20
14064	HK Bank – Mengniu European Warrants Mar 2009	2009/03/16	2009/03/23
14065	HK Bank – China COSCO European Warrants Mar 2009	2009/03/16	2009/03/23
01980	Deutsche Bank AG – ICBC European Warrants Mar 2009 B	2009/03/17	2009/03/24
09549	UBS AG – ICBC European Warrants Mar 2009	2009/03/17	2009/03/24
07072	Merrill Lynch Int'l & Co. C.V. – Ch Mobile Eur Wt Mar 2009 A	2009/03/17	2009/03/24

## List of expired derivative warrants, 2009 (continued)

Code	Warrant	Last trading date	Delisted date
01331	Calyon Fin P (G) Ltd. – ICBC European Warrants Mar 2009 B	2009/03/17	2009/03/24
01289	UBS AG – Sinopec Corp European Warrants Mar 2009 A	2009/03/17	2009/03/24
01291	UBS AG – Sinopec Corp European Warrants Mar 2009 B	2009/03/17	2009/03/24
03234	BNP Paribas Arbit Issu B.V. – Sinopec Corp Euro Wts Mar 2009	2009/03/17	2009/03/24
09407	Deutsche Bank AG – Sinopec Corp European Put Wts Mar 2009	2009/03/17	2009/03/24
09411	UBS AG – Sinopec Corp European Warrants Mar 2009 C	2009/03/17	2009/03/24
09412	UBS AG – Sinopec Corp European Warrants Mar 2009 D	2009/03/17	2009/03/24
05501	UBS AG – HKEEx European Warrants Mar 2009	2009/03/17	2009/03/24
02496	Merrill Lynch Int'l & Co. C.V. – SHK Ppt Euro Wts Mar 2009	2009/03/17	2009/03/24
04791	Merrill Lynch Int'l & Co. C.V. – PetroChina Euro Wts Mar 2009	2009/03/17	2009/03/24
13543	Deutsche Bank AG – Sinopec Corp European Warrants Mar 2009 A	2009/03/17	2009/03/24
13644	Merrill Lynch Int'l & Co. C.V. – Hutchison Euro Wts Mar 2009	2009/03/17	2009/03/24
13858	Goldman Sachs SP (Asia) – Sinopec Corp European Wts Mar 2009	2009/03/17	2009/03/24
13977	UBS AG – A50 China European Warrants Mar 2009 B	2009/03/17	2009/03/24
13992	Merrill Lynch Int'l & Co. C.V. – China Coal Eur Wts Mar 2009	2009/03/17	2009/03/24
13993	Merrill Lynch Int'l & Co. C.V. – Yanzhou Coal Eu Wt Mar 2009	2009/03/17	2009/03/24
13994	Deutsche Bank AG – HKEEx European Warrants Mar 2009	2009/03/17	2009/03/24
14089	HK Bank – Air China European Warrants Mar 2009	2009/03/17	2009/03/24
14090	HK Bank – Angang Steel European Warrants Mar 2009	2009/03/17	2009/03/24
14092	HK Bank – Jiangxi Copper European Warrants Mar 2009	2009/03/17	2009/03/24
14117	Deutsche Bank AG – DJIA European Warrants Mar 2009	2009/03/17	2009/03/24
14121	Deutsche Bank AG – DJIA European Put Warrants Mar 2009	2009/03/17	2009/03/24
14147	Deutsche Bank AG – A50 China European Put Wts Mar 2009 A	2009/03/17	2009/03/24
14182	Deutsche Bank AG – CC Bank European Warrants Mar 2009 A	2009/03/17	2009/03/24
14186	Deutsche Bank AG – ICBC European Warrants Mar 2009 C	2009/03/17	2009/03/24
14206	SGA Societe Generale Acceptance N.V. – Petch Eu Wt Mar 2009B	2009/03/17	2009/03/24
14230	Deutsche Bank AG – HKEEx European Put Warrants Mar 2009 B	2009/03/17	2009/03/24
14276	UBS AG – BOCL European Warrants Mar 2009	2009/03/17	2009/03/24
14283	ABN AMRO Bank N.V. – PetroChina European Warrants Mar 2009 A	2009/03/17	2009/03/24
14309	ABN AMRO Bank N.V. – HKEEx European Put Warrants Mar 2009	2009/03/17	2009/03/24
14321	Deutsche Bank AG – Sinopec Corp European Warrants Mar 2009 B	2009/03/17	2009/03/24
14423	Merrill Lynch Int'l & Co. C.V. – BOCL European Wts Mar 2009	2009/03/17	2009/03/24
14485	ABN AMRO Bank N.V. – Hutchison European Warrants Mar 2009	2009/03/17	2009/03/24
14494	BNP Paribas Arbit Issu B.V. – Ch Mobile Euro Wts Mar 2009	2009/03/17	2009/03/24
14522	UBS AG – China Coal European Warrants Mar 2009	2009/03/17	2009/03/24
14543	Citigroup Global Mkt H Inc. – China COSCO Euro Wts Mar 2009	2009/03/17	2009/03/24
14545	Citigroup Global Mkt H Inc. – Ch Overseas Euro Wts Mar 2009	2009/03/17	2009/03/24
14658	UBS AG – China Shenhua European Put Warrants Mar 2009	2009/03/17	2009/03/24
14680	ABN AMRO Bank N.V. – Sinopec Corp European Wts Mar 2009	2009/03/17	2009/03/24
14803	Citigroup Global Mkt H Inc. – CC Bank European Wts Mar 2009	2009/03/17	2009/03/24
14956	Deutsche Bank AG – PetroChina European Warrants Mar 2009 B	2009/03/17	2009/03/24
15009	BNP Paribas Arbit Issu B.V. – Ch Mobile Eu Put Wt Mar 2009	2009/03/17	2009/03/24
15010	BNP Paribas Arbit Issu B.V. – A50 China Euro Wts Mar 2009 D	2009/03/17	2009/03/24
15148	Citigroup Global Mkt H Inc. – Sinopec Corp Euro Wts Mar 2009	2009/03/17	2009/03/24
15178	ABN AMRO Bank N.V. – China Mobile Euro Put Wts Mar 2009 E	2009/03/17	2009/03/24
09572	Calyon Fin P (G) Ltd. – ICBC European Warrants Mar 2009 A	2009/03/18	2009/03/25
04528	BNP Paribas Arbit Issu B.V. – ICBC European Wts Mar 2009 B	2009/03/18	2009/03/25
07175	J P Morgan SP BV – ICBC European Warrants Mar 2009	2009/03/18	2009/03/25
13886	BOCI Asia Ltd. – A50 China European Warrants Mar 2009	2009/03/19	2009/03/26
14378	Merrill Lynch Int'l & Co. C.V. – Ch Mobile Eur Wt Mar 2009 C	2009/03/19	2009/03/26
10830	SGA Societe Generale Acceptance N.V. – AUD/USD Eur Wt Mar 09	2009/03/23	2009/03/30
10832	SGA Societe Generale Acceptance N.V. – EUR/USD Eu Wt Mar 09	2009/03/23	2009/03/30
10833	SGA Societe Generale Acceptance N.V. – USD/YEN Eu Wt Mar 09	2009/03/23	2009/03/30
10834	SGA Societe Generale Acceptance N.V. – AUD/USD Eu Put Wt Mar09	2009/03/23	2009/03/30
10835	SGA Societe Generale Acceptance N.V. – EUR/USD Eu Put Wt Mar09	2009/03/23	2009/03/30
10836	SGA Societe Generale Acceptance N.V. – USD/YEN Eu Put Wt Mar09	2009/03/23	2009/03/30
09851	SGA Societe Generale Acceptance N.V. – GP&CC Eu Wt Mar 2009A	2009/03/24	2009/03/31
09913	Fortis Bank S.A./N.V. – Ch Comm Cons European Wts Mar 2009	2009/03/24	2009/03/31
06127	Calyon Fin P (G) Ltd. – CC Bank European Warrants Mar 2009	2009/03/24	2009/03/31
06147	Goldman Sachs SP (Asia) – CC Bank European Wts Mar 2009 A	2009/03/24	2009/03/31
01413	J P Morgan SP BV – CC Bank European Warrants Mar 2009	2009/03/24	2009/03/31
02658	SGA Societe Generale Acceptance N.V. – HWL Eur Wt Mar 2009 A	2009/03/24	2009/03/31
04364	Macquarie Bank Ltd. – CC Bank European Warrants Mar 2009 A	2009/03/24	2009/03/31
09346	BNP Paribas Arbit Issu B.V. – CC Bank Euro Wts Mar 2009 B	2009/03/24	2009/03/31
09641	CC Rabobank B.A. – CC Bank European Warrants Mar 2009 A	2009/03/24	2009/03/31
07138	HK Bank – HSCEI European Warrants Mar 2009 A	2009/03/24	2009/03/31
07139	HK Bank – HSCEI European Warrants Mar 2009 B	2009/03/24	2009/03/31
07140	HK Bank – HSI European Warrants Mar 2009 A	2009/03/24	2009/03/31
07141	HK Bank – HSI European Warrants Mar 2009 B	2009/03/24	2009/03/31
07142	HK Bank – HSCEI European Put Warrants Mar 2009 C	2009/03/24	2009/03/31
07143	HK Bank – HSCEI European Put Warrants Mar 2009 D	2009/03/24	2009/03/31
07144	HK Bank – HSI European Put Warrants Mar 2009 C	2009/03/24	2009/03/31
07145	HK Bank – HSI European Put Warrants Mar 2009 D	2009/03/24	2009/03/31
03298	CC Rabobank B.A. – CC Bank European Warrants Mar 2009 B	2009/03/24	2009/03/31
02156	UBS AG – China Life European Put Warrants Mar 2009	2009/03/24	2009/03/31
02157	UBS AG – Foxconn European Warrants Mar 2009	2009/03/24	2009/03/31
02161	UBS AG – PICC European Warrants Mar 2009 A	2009/03/24	2009/03/31
09846	Macquarie Bank Ltd. – Shimao Ppt European Warrants Mar 2009	2009/03/24	2009/03/31
01376	Macquarie Bank Ltd. – PetroChina European Warrants Mar 2009	2009/03/24	2009/03/31
01326	Fortis Bank S.A./N.V. – China Shenhua Euro Warrants Mar 2009	2009/03/24	2009/03/31
13005	Macquarie Bank Ltd. – China Railway European Wts Mar 2009 A	2009/03/24	2009/03/31
13068	BNP Paribas Arbit Issu B.V. – A50 China Euro Wts Mar 2009 A	2009/03/24	2009/03/31
13256	BNP Paribas Arbit Issu B.V. – HSI Euro Warrants Mar 2009 A	2009/03/24	2009/03/31
13260	BNP Paribas Arbit Issu B.V. – HSI Euro Put Wts Mar 2009 C	2009/03/24	2009/03/31
13277	Fortis Bank S.A./N.V. – A50 China Euro Wts Mar 2009 B	2009/03/24	2009/03/31
13391	SGA Societe Generale Acceptance N.V. – Alibaba Eu Wt Mar 09	2009/03/24	2009/03/31
13401	BNP Paribas Arbit Issu B.V. – HSI European Wts Mar 2009 B	2009/03/24	2009/03/31

## List of expired derivative warrants, 2009 (continued)

Code	Warrant	Last trading date	Delisted date
13434	SGA Societe Generale Acceptance N.V. – Ch Mob Eu Wt Mar 09 A	2009/03/24	2009/03/31
13468	Macquarie Bank Ltd. – Alibaba European Warrants Mar 2009	2009/03/24	2009/03/31
13622	UBS AG – Yanzhou Coal European Wts Mar 2009	2009/03/24	2009/03/31
13674	UBS AG – Sinopec Corp European Put Warrants Mar 2009	2009/03/24	2009/03/31
13682	UBS AG – PetroChina European Put Warrants Mar 2009	2009/03/24	2009/03/31
13687	CC Rabobank B.A. – HKEx European Warrants Mar 2009 A	2009/03/24	2009/03/31
13685	CC Rabobank B.A. – CLP European Warrants Mar 2009	2009/03/24	2009/03/31
13734	SGA Societe Generale Acceptance N.V. – HKEx Eu Wt Mar 2009	2009/03/24	2009/03/31
13741	CC Rabobank B.A. – Sinopec Corp European Warrants Mar 2009	2009/03/24	2009/03/31
13792	Lehman Brothers Holdings Inc. – China Tel Eur Wts Mar 2009 A	2009/03/24	2009/03/31
13794	Lehman Brothers Holdings Inc. – Hutchison Euro Wt Mar 2009 A	2009/03/24	2009/03/31
13803	Lehman Brothers Holdings Inc. – SHK Ppt Euro Wts Mar 2009	2009/03/24	2009/03/31
13859	CC Rabobank B.A. – Ch Mobile European Warrants Mar 2009	2009/03/24	2009/03/31
13860	CC Rabobank B.A. – HSBC European Warrants Mar 2009	2009/03/24	2009/03/31
13900	J P Morgan SP BV – HKEx European Warrants Mar 2009	2009/03/24	2009/03/31
13872	Lehman Brothers Holdings Inc. – Ch Overseas Eu Wt Mar 2009 A	2009/03/24	2009/03/31
13868	Lehman Brothers Holdings Inc. – China Coal Eur Wt Mar 2009 A	2009/03/24	2009/03/31
13931	SGA Societe Generale Acceptance N.V. – HSI Eu Put Wt Mar 09A	2009/03/24	2009/03/31
13932	SGA Societe Generale Acceptance N.V. – HSI Eu Put Wt Mar 09B	2009/03/24	2009/03/31
13936	Calyon Fin P (G) Ltd. – China Mobile European Wts Mar 2009	2009/03/24	2009/03/31
13972	Goldman Sachs SP (Asia) – China Shenhua Euro Wts Mar 2009 A	2009/03/24	2009/03/31
13974	Goldman Sachs SP (Asia) – China Shenhua Euro Wts Mar 2009 B	2009/03/24	2009/03/31
13991	Merrill Lynch Int'l & Co. C.V. – A50 China Eur Wt Mar 2009	2009/03/24	2009/03/31
13997	BNP Paribas Arbit Issu B.V. – A50 China Euro Wts Mar 2009 B	2009/03/24	2009/03/31
14007	SGA Societe Generale Acceptance N.V. – CTel Eu Wt Mar 2009 A	2009/03/24	2009/03/31
14034	Lehman Brothers Holdings Inc. – CITIC Pac Eur Wts Mar 2009 B	2009/03/24	2009/03/31
14035	Lehman Brothers Holdings Inc. – China Tel Euro Wt Mar 2009 B	2009/03/24	2009/03/31
14033	Lehman Brothers Holdings Inc. – CITIC Pac Eur Wts Mar 2009 A	2009/03/24	2009/03/31
14048	Citigroup Global Mkt H Inc. – Ch Ship Dev Euro Wts Mar 2009	2009/03/24	2009/03/31
14058	SGA Societe Generale Acceptance N.V. – CCB Euro Wts Mar 2009	2009/03/24	2009/03/31
14059	SGA Societe Generale Acceptance N.V. – CP&CC Eur Wt Mar 09 B	2009/03/24	2009/03/31
14088	Deutsche Bank AG – China Mobile European Warrants Mar 2009	2009/03/24	2009/03/31
14139	Macquarie Bank Ltd. – Esprit European Warrants Mar 2009	2009/03/24	2009/03/31
14149	J P Morgan SP BV – A50 China European Warrants Mar 2009	2009/03/24	2009/03/31
14148	Deutsche Bank AG – PetroChina European Warrants Mar 2009 A	2009/03/24	2009/03/31
14161	SGA Societe Generale Acceptance N.V. – HSI Eur Wt Mar 2009 C	2009/03/24	2009/03/31
14162	SGA Societe Generale Acceptance N.V. – HSI Eur Wt Mar 2009 D	2009/03/24	2009/03/31
14163	SGA Societe Generale Acceptance N.V. – HSI Eur Wt Mar 2009 E	2009/03/24	2009/03/31
14165	SGA Societe Generale Acceptance N.V. – HSI Eur Wt Mar 2009 F	2009/03/24	2009/03/31
14166	SGA Societe Generale Acceptance N.V. – HSI Eur Wt Mar 2009 G	2009/03/24	2009/03/31
14171	SGA Societe Generale Acceptance N.V. – HSI Eu Put Wt Mar 09H	2009/03/24	2009/03/31
14172	SGA Societe Generale Acceptance N.V. – HSI Eu Put Wt Mar 09I	2009/03/24	2009/03/31
14175	Deutsche Bank AG – China Life European Warrants Mar 2009 B	2009/03/24	2009/03/31
14200	SGA Societe Generale Acceptance N.V. – CCCCL Eu Wt Mar 2009B	2009/03/24	2009/03/31
14246	SGA Societe Generale Acceptance N.V. – CNOOC Eu Wt Mar 2009A	2009/03/24	2009/03/31
14270	SGA Societe Generale Acceptance N.V. – HSBC Eu Wt Mar 2009	2009/03/24	2009/03/31
14292	SGA Societe Generale Acceptance N.V. – HSI Eu Put Wt Mar 09J	2009/03/24	2009/03/31
14293	SGA Societe Generale Acceptance N.V. – HSI Eu Put Wt Mar 09K	2009/03/24	2009/03/31
14294	SGA Societe Generale Acceptance N.V. – HSI Eu Put Wt Mar 09L	2009/03/24	2009/03/31
14295	SGA Societe Generale Acceptance N.V. – HSI Eu Put Wt Mar 09M	2009/03/24	2009/03/31
14296	SGA Societe Generale Acceptance N.V. – HSI Eu Put Wt Mar 09N	2009/03/24	2009/03/31
14341	ABN AMRO Bank N.V. – HSBC European Put Warrants Mar 2009	2009/03/24	2009/03/31
14335	BNP Paribas Arbit Issu B.V. – HSI European Wts Mar 2009 D	2009/03/24	2009/03/31
14339	BNP Paribas Arbit Issu B.V. – HSI Euro Put Wts Mar 2009 E	2009/03/24	2009/03/31
14415	Macquarie Bank Ltd. – China Mobile European Wts Mar 2009	2009/03/24	2009/03/31
14430	SGA Societe Generale Acceptance N.V. – HSI Eur Wt Mar 2009 O	2009/03/24	2009/03/31
14431	SGA Societe Generale Acceptance N.V. – HSI Eur Wt Mar 2009 P	2009/03/24	2009/03/31
14432	SGA Societe Generale Acceptance N.V. – HSI Eur Wt Mar 2009 Q	2009/03/24	2009/03/31
14440	SGA Societe Generale Acceptance N.V. – HSI Eur Wt Mar 2009 S	2009/03/24	2009/03/31
14433	SGA Societe Generale Acceptance N.V. – HSI Eur Wt Mar 2009 R	2009/03/24	2009/03/31
14457	Credit Suisse – HSBC European Wts Mar 2009	2009/03/24	2009/03/31
14479	CC Rabobank B.A. – HKEx European Warrants Mar 2009 B	2009/03/24	2009/03/31
14483	Goldman Sachs SP (Asia) – CNOOC European Warrants Mar 2009	2009/03/24	2009/03/31
10821	SGA Societe Generale Acceptance N.V. – MSTWI Eur Wt Mar 2009	2009/03/24	2009/03/31
10825	SGA Societe Generale Acceptance N.V. – MSTWI Eu Put Wt Mar 09	2009/03/24	2009/03/31
14516	UBS AG – HSI European Warrants Mar 2009 A	2009/03/24	2009/03/31
14517	UBS AG – HSI European Warrants Mar 2009 B	2009/03/24	2009/03/31
14533	UBS AG – HSI European Put Warrants Mar 2009 C	2009/03/24	2009/03/31
14534	UBS AG – HSI European Put Warrants Mar 2009 D	2009/03/24	2009/03/31
14499	Lehman Brothers Holdings Inc. – HSI European Wts Mar 2009 A	2009/03/24	2009/03/31
14500	Lehman Brothers Holdings Inc. – HSI European Wts Mar 2009 B	2009/03/24	2009/03/31
14502	Lehman Brothers Holdings Inc. – Ch Mobile Eur Wts Mar 2009	2009/03/24	2009/03/31
14503	Lehman Brothers Holdings Inc. – China Shenhua Eu Wt Mar 09 A	2009/03/24	2009/03/31
14505	Lehman Brothers Holdings Inc. – Sinopec Corp Eur Wt Mar 2009	2009/03/24	2009/03/31
14507	Lehman Brothers Holdings Inc. – PICC European Wts Mar 2009 A	2009/03/24	2009/03/31
14508	Lehman Brothers Holdings Inc. – Ping An Euro Wts Mar 2009 A	2009/03/24	2009/03/31
14509	Lehman Brothers Holdings Inc. – HSI Euro Put Wts Mar 2009 C	2009/03/24	2009/03/31
14510	Lehman Brothers Holdings Inc. – HSI Euro Put Wts Mar 2009 D	2009/03/24	2009/03/31
14589	BOCI Asia Ltd. – HSI European Put Warrants Mar 2009	2009/03/24	2009/03/31
14638	CC Rabobank B.A. – A50 China European Put Warrants Mar 2009	2009/03/24	2009/03/31
14654	CC Rabobank B.A. – Ch Comm Cons European Warrants Mar 2009	2009/03/24	2009/03/31
14641	Lehman Brothers Holdings Inc. – Hutchison Euro Wt Mar 2009 B	2009/03/24	2009/03/31
14642	Lehman Brothers Holdings Inc. – BEA European Wts Mar 2009	2009/03/24	2009/03/31
14643	Lehman Brothers Holdings Inc. – Ch Overseas Eu Wt Mar 2009 B	2009/03/24	2009/03/31
14644	Lehman Brothers Holdings Inc. – CNOOC Euro Wts Mar 2009	2009/03/24	2009/03/31
14645	Lehman Brothers Holdings Inc. – CC Bank Euro Wts Mar 2009	2009/03/24	2009/03/31
14646	Lehman Brothers Holdings Inc. – China Shenhua Eu Wt Mar 09 B	2009/03/24	2009/03/31



## List of expired derivative warrants, 2009 (continued)

Code	Warrant	Last trading date	Delisted date
14647	Lehman Brothers Holdings Inc. – ICBC European Wts Mar 2009	2009/03/24	2009/03/31
14648	Lehman Brothers Holdings Inc. – China Coal Eur Wt Mar 2009 B	2009/03/24	2009/03/31
14649	Lehman Brothers Holdings Inc. – China COSCO Eu Wt Mar 2009	2009/03/24	2009/03/31
14650	Lehman Brothers Holdings Inc. – Ping An Euro Put Wts Mar 2009 B	2009/03/24	2009/03/31
14651	Lehman Brothers Holdings Inc. – PICC European Wts Mar 2009 B	2009/03/24	2009/03/31
14652	Lehman Brothers Holdings Inc. – Pacific Basin Eu Wt Mar 2009	2009/03/24	2009/03/31
14681	ABN AMRO Bank N.V. – HSI European Warrants Mar 2009 A	2009/03/24	2009/03/31
14685	ABN AMRO Bank N.V. – HSI European Put Warrants Mar 2009 B	2009/03/24	2009/03/31
14693	KBC Fin Products Int'l Ltd. – HSI European Wts Mar 2009 D	2009/03/24	2009/03/31
14697	KBC Fin Products Int'l Ltd. – HSI Euro Put Wts Mar 2009 A	2009/03/24	2009/03/31
14690	ABN AMRO Bank N.V. – CC Bank European Warrants Mar 2009 A	2009/03/24	2009/03/31
14719	Citigroup Global Mkt H Inc. – Hutchison Euro Put Wt Mar 2009	2009/03/24	2009/03/31
14737	Credit Suisse – A50 China European Warrants Mar 2009	2009/03/24	2009/03/31
14750	HK Bank – HSI European Warrants Mar 2009 E	2009/03/24	2009/03/31
14751	HK Bank – HSI European Warrants Mar 2009 F	2009/03/24	2009/03/31
14753	HK Bank – HSCEI European Warrants Mar 2009 E	2009/03/24	2009/03/31
14755	CC Rabobank B.A. – CNBM European Warrants Mar 2009	2009/03/24	2009/03/31
14756	CC Rabobank B.A. – Huaneng Power European Warrants Mar 2009	2009/03/24	2009/03/31
14758	UBS AG – HSI European Warrants Mar 2009 E	2009/03/24	2009/03/31
14759	UBS AG – HSI European Warrants Mar 2009 F	2009/03/24	2009/03/31
14762	UBS AG – HSI European Put Warrants Mar 2009 G	2009/03/24	2009/03/31
14763	UBS AG – HSI European Put Warrants Mar 2009 H	2009/03/24	2009/03/31
14770	ABN AMRO Bank N.V. – ICBC European Warrants Mar 2009 A	2009/03/24	2009/03/31
14774	ABN AMRO Bank N.V. – CNOOC European Warrants Mar 2009 A	2009/03/24	2009/03/31
14785	CC Rabobank B.A. – Harbin Power European Warrants Mar 2009	2009/03/24	2009/03/31
14793	Goldman Sachs SP (Asia) – CM Bank European Wts Mar 2009 B	2009/03/24	2009/03/31
14795	Goldman Sachs SP (Asia) – China Mobile Euro Put Wts Mar 2009	2009/03/24	2009/03/31
14798	Goldman Sachs SP (Asia) – China Life Euro Put Wts Mar 2009	2009/03/24	2009/03/31
14799	Goldman Sachs SP (Asia) – HSBC European Put Wts Mar 2009	2009/03/24	2009/03/31
14817	SGA Societe Generale Acceptance N.V. – CTel Eu Wt Mar 2009 B	2009/03/24	2009/03/31
14826	KBC Fin Products Int'l Ltd. – HSCEI Euro Put Wts Mar 2009 C	2009/03/24	2009/03/31
14827	KBC Fin Products Int'l Ltd. – HSI Euro Put Wts Mar 2009 B	2009/03/24	2009/03/31
14828	KBC Fin Products Int'l Ltd. – HSI Euro Put Wts Mar 2009 C	2009/03/24	2009/03/31
14829	ABN AMRO Bank N.V. – China Mobile Euro Put Wts Mar 2009 D	2009/03/24	2009/03/31
14841	Macquarie Bank Ltd. – Ch Comm Cons European Wts Mar 2009	2009/03/24	2009/03/31
14835	KBC Fin Products Int'l Ltd. – HSI European Wts Mar 2009 E	2009/03/24	2009/03/31
14836	KBC Fin Products Int'l Ltd. – HSI European Wts Mar 2009 F	2009/03/24	2009/03/31
14837	KBC Fin Products Int'l Ltd. – HSI European Wts Mar 2009 G	2009/03/24	2009/03/31
14838	KBC Fin Products Int'l Ltd. – HSCEI Euro Wts Mar 2009 A	2009/03/24	2009/03/31
14839	KBC Fin Products Int'l Ltd. – HSCEI Euro Wts Mar 2009 B	2009/03/24	2009/03/31
14840	Macquarie Bank Ltd. – A50 China European Warrants Mar 2009 A	2009/03/24	2009/03/31
14861	SGA Societe Generale Acceptance N.V. – HSCEI Eu Wt Mar 2009A	2009/03/24	2009/03/31
14866	SGA Societe Generale Acceptance N.V. –HSCEI Eu Put Wt Mar09C	2009/03/24	2009/03/31
14867	SGA Societe Generale Acceptance N.V. –HSCEI Eu Put Wt Mar09D	2009/03/24	2009/03/31
14868	Deutsche Bank AG – HSI European Warrants Mar 2009 A	2009/03/24	2009/03/31
14869	Deutsche Bank AG – HSI European Warrants Mar 2009 B	2009/03/24	2009/03/31
14872	Deutsche Bank AG – HSI European Put Warrants Mar 2009 C	2009/03/24	2009/03/31
14873	Deutsche Bank AG – HSI European Put Warrants Mar 2009 D	2009/03/24	2009/03/31
14862	SGA Societe Generale Acceptance N.V. – HSCEI Eu Wt Mar 2009B	2009/03/24	2009/03/31
14887	ABN AMRO Bank N.V. – HSCEI European Warrants Mar 2009	2009/03/24	2009/03/31
14891	ABN AMRO Bank N.V. – HSCEI European Put Warrants Mar 2009	2009/03/24	2009/03/31
14928	Deutsche Bank AG – A50 China European Put Wts Mar 2009 B	2009/03/24	2009/03/31
14914	Citigroup Global Mkt H Inc. – China Life Euro Wts Mar 2009	2009/03/24	2009/03/31
14935	Macquarie Bank Ltd. – Foxconn European Warrants Mar 2009	2009/03/24	2009/03/31
14937	Macquarie Bank Ltd. – HSI European Warrants Mar 2009	2009/03/24	2009/03/31
14945	Macquarie Bank Ltd. – HSI European Put Warrants Mar 2009 A	2009/03/24	2009/03/31
14946	Macquarie Bank Ltd. – HSCEI European Put Warrants Mar 2009 A	2009/03/24	2009/03/31
14948	KBC Fin Products Int'l Ltd. – HSCEI Euro Put Wts Mar 2009 D	2009/03/24	2009/03/31
14949	KBC Fin Products Int'l Ltd. – HSI Euro Put Wts Mar 2009 H	2009/03/24	2009/03/31
14950	KBC Fin Products Int'l Ltd. – HSI Euro Put Wts Mar 2009 I	2009/03/24	2009/03/31
14968	SGA Societe Generale Acceptance N.V. – HSI Eur Wt Mar 2009 T	2009/03/24	2009/03/31
14969	SGA Societe Generale Acceptance N.V. – HSI Eur Wt Mar 2009 U	2009/03/24	2009/03/31
14964	ABN AMRO Bank N.V. – HSI European Warrants Mar 2009 C	2009/03/24	2009/03/31
14967	ABN AMRO Bank N.V. – HSI European Put Warrants Mar 2009 D	2009/03/24	2009/03/31
14970	Deutsche Bank AG – A50 China European Warrants Mar 2009 D	2009/03/24	2009/03/31
14974	CC Rabobank B.A. – ICBC European Warrants Mar 2009 B	2009/03/24	2009/03/31
14975	CC Rabobank B.A. – Ch Mobile European Put Wts Mar 2009	2009/03/24	2009/03/31
15020	Deutsche Bank AG – A50 China European Warrants Mar 2009 E	2009/03/24	2009/03/31
15016	Macquarie Bank Ltd. – A50 China European Warrants Mar 2009 B	2009/03/24	2009/03/31
15018	Macquarie Bank Ltd. – HSCEI European Warrants Mar 2009	2009/03/24	2009/03/31
15014	ABN AMRO Bank N.V. – HSBC European Warrants Mar 2009	2009/03/24	2009/03/31
15025	Goldman Sachs SP (Asia) – A50 China European Wts Mar 2009	2009/03/24	2009/03/31
15029	KBC Fin Products Int'l Ltd. – HSCEI Euro Wts Mar 2009 E	2009/03/24	2009/03/31
15031	KBC Fin Products Int'l Ltd. – HSI European Wts Mar 2009 J	2009/03/24	2009/03/31
15046	SGA Societe Generale Acceptance N.V. – BOCL Eu Wt Mar 2009	2009/03/24	2009/03/31
15041	Deutsche Bank AG – CC Bank European Put Warrants Mar 2009	2009/03/24	2009/03/31
15044	Deutsche Bank AG – A50 China European Put Wts Mar 2009 F	2009/03/24	2009/03/31
15050	Deutsche Bank AG – HSI European Warrants Mar 2009 E	2009/03/24	2009/03/31
15051	Deutsche Bank AG – HSI European Warrants Mar 2009 F	2009/03/24	2009/03/31
15054	Deutsche Bank AG – HSI European Put Warrants Mar 2009 G	2009/03/24	2009/03/31
15055	Deutsche Bank AG – HSI European Put Warrants Mar 2009 H	2009/03/24	2009/03/31
15056	KBC Fin Products Int'l Ltd. – HSCEI Euro Wts Mar 2009 F	2009/03/24	2009/03/31
15036	Macquarie Bank Ltd. – China Railway European Wts Mar 2009 B	2009/03/24	2009/03/31
15067	ABN AMRO Bank N.V. – HSI European Warrants Mar 2009 E	2009/03/24	2009/03/31
15071	ABN AMRO Bank N.V. – HSI European Put Warrants Mar 2009 F	2009/03/24	2009/03/31
15068	ABN AMRO Bank N.V. – CC Bank European Warrants Mar 2009 B	2009/03/24	2009/03/31
15069	ABN AMRO Bank N.V. – CM Bank European Warrants Mar 2009	2009/03/24	2009/03/31

## List of expired derivative warrants, 2009 (continued)

Code	Warrant	Last trading date	Delisted date
15070	ABN AMRO Bank N.V. – ICBC European Warrants Mar 2009 B	2009/03/24	2009/03/31
15080	UBS AG – China Tel European Warrants Mar 2009	2009/03/24	2009/03/31
15109	Goldman Sachs SP (Asia) – BOCL European Warrants Mar 2009	2009/03/24	2009/03/31
15088	Deutsche Bank AG – China Life European Warrants Mar 2009 E	2009/03/24	2009/03/31
15094	KBC Fin Products Int'l Ltd. – HSI Euro Put Wts Mar 2009 K	2009/03/24	2009/03/31
15091	SGA Societe Generale Acceptance N.V. – HSI Eur Wt Mar 2009 V	2009/03/24	2009/03/31
15093	SGA Societe Generale Acceptance N.V. – HSI Eur Wt Mar 2009 W	2009/03/24	2009/03/31
15095	SGA Societe Generale Acceptance N.V. – HSI Eu Put Wt Mar 09X	2009/03/24	2009/03/31
15097	SGA Societe Generale Acceptance N.V. – HSI Eu Put Wt Mar 09Y	2009/03/24	2009/03/31
15099	SGA Societe Generale Acceptance N.V. – HSI Eu Put Wt Mar 09Z	2009/03/24	2009/03/31
15101	Macquarie Bank Ltd. – HSI European Put Warrants Mar 2009 B	2009/03/24	2009/03/31
15102	Macquarie Bank Ltd. – HSI European Put Warrants Mar 2009 C	2009/03/24	2009/03/31
15103	Macquarie Bank Ltd. – HSCEI European Put Warrants Mar 2009 B	2009/03/24	2009/03/31
15104	Goldman Sachs SP (Asia) – HSI European Warrants Mar 2009	2009/03/24	2009/03/31
15105	Goldman Sachs SP (Asia) – CC Bank European Wts Mar 2009 B	2009/03/24	2009/03/31
15096	KBC Fin Products Int'l Ltd. – HSI Euro Put Wts Mar 2009 L	2009/03/24	2009/03/31
15100	KBC Fin Products Int'l Ltd. – HSCEI Euro Put Wts Mar 2009 G	2009/03/24	2009/03/31
15123	BOCI Asia Ltd. – CM Bank European Warrants Mar 2009	2009/03/24	2009/03/31
15139	CC Rabobank B.A. – A50 China European Warrants Mar 2009	2009/03/24	2009/03/31
15157	J P Morgan SP BV – China Shenhua European Warrants Mar 2009	2009/03/24	2009/03/31
15165	Macquarie Bank Ltd. – CC Bank European Warrants Mar 2009 B	2009/03/24	2009/03/31
15166	Macquarie Bank Ltd. – ICBC European Warrants Mar 2009	2009/03/24	2009/03/31
15185	Deutsche Bank AG – HSI European Warrants Mar 2009 I	2009/03/24	2009/03/31
15218	Goldman Sachs SP (Asia) – China Life Euro Wts Mar 2009	2009/03/24	2009/03/31
15319	Goldman Sachs SP (Asia) – HSI European Put Warrants Mar 2009	2009/03/24	2009/03/31
15521	Goldman Sachs SP (Asia) – HSBC European Warrants Mar 2009	2009/03/24	2009/03/31
06765	CC Rabobank B.A. – Ping An European Warrants Mar 2009	2009/03/25	2009/04/01
07830	BNP Paribas Arbit Issu B.V. – CC Bank Euro Wts Mar 2009 A	2009/03/25	2009/04/01
09268	J P Morgan SP BV – Lenovo European Warrants Mar 2009	2009/03/25	2009/04/01
07778	CC Rabobank B.A. – ICBC European Warrants Mar 2009 A	2009/03/25	2009/04/01
09670	Standard Bank PLC – ICBC European Warrants Mar 2009	2009/03/25	2009/04/01
02396	CC Rabobank B.A. – HSBC European Warrants Apr 2009 A	2009/03/26	2009/04/02
09942	KBC Fin Products Int'l Ltd. – HSBC European Wts Apr 2009 B	2009/03/26	2009/04/02
14856	KBC Fin Products Int'l Ltd. – A50 Ch Euro Wts Apr 2009 A	2009/03/26	2009/04/02
15028	KBC Fin Products Int'l Ltd. – China Tel Euro Wts Apr 2009	2009/03/26	2009/04/02
15033	KBC Fin Products Int'l Ltd. – ICBC European Wts Apr 2009 B	2009/03/26	2009/04/02
15113	BOCI Asia Ltd. – HSBC European Put Warrants Apr 2009	2009/03/26	2009/04/02
15141	KBC Fin Products Int'l Ltd. – China Life Eur Put Wt Apr 2009	2009/03/26	2009/04/02
02081	KBC Fin Products Int'l Ltd. – HSBC European Wts Apr 2009 A	2009/03/27	2009/04/03
01950	Calyon Fin P (G) Ltd. – China Tel European Wts Apr 2009 A	2009/03/30	2009/04/06
02373	Calyon Fin P (G) Ltd. – HSBC European Warrants Apr 2009	2009/03/30	2009/04/06
09207	J P Morgan SP BV – HSBC European Put Warrants Apr 2009	2009/03/30	2009/04/06
13080	J P Morgan SP BV – PICC P&C European Warrants Apr 2009	2009/03/30	2009/04/06
14364	Calyon Fin P (G) Ltd. – CNOOC European Warrants Apr 2009	2009/03/30	2009/04/06
14361	Calyon Fin P (G) Ltd. – A50 China European Wts Apr 2009	2009/03/30	2009/04/06
15156	J P Morgan SP BV – Ch Merchants European Warrants Apr 2009	2009/03/30	2009/04/06
15160	J P Morgan SP BV – Sh Electric European Warrants Apr 2009	2009/03/30	2009/04/06
01839	KBC Fin Products Int'l Ltd. – ICBC European Wts Apr 2009 A	2009/03/31	2009/04/07
02706	BNP Paribas Arbit Issu B.V. – China Tel Euro Wts Apr 2009 A	2009/03/31	2009/04/07
04340	Calyon Fin P (G) Ltd. – China Tel European Wts Apr 2009 B	2009/03/31	2009/04/07
05565	Merrill Lynch Int'l & Co. C.V. – CNOOC European Wts Apr 2009	2009/03/31	2009/04/07
13071	Goldman Sachs SP (Asia) – China Life European Wts Apr 2009	2009/03/31	2009/04/07
13290	Goldman Sachs SP (Asia) – CC Bank European Wts Apr 2009 A	2009/03/31	2009/04/07
13332	Standard Bank PLC – HSBC European Warrants Apr 2009	2009/03/31	2009/04/07
13695	Merrill Lynch Int'l & Co. C.V. – SHK Ppt Euro Wts Apr 2009	2009/03/31	2009/04/07
13768	CC Rabobank B.A. – CC Bank European Warrants Apr 2009 A	2009/03/31	2009/04/07
13987	Bank of China (HK) Ltd. – China Life European Wts Apr 2009	2009/03/31	2009/04/07
14000	HK Bank – PetroChina European Warrants Apr 2009	2009/03/31	2009/04/07
14060	SGA Societe Generale Acceptance N.V. – HKEx Eu Wt Apr 2009	2009/03/31	2009/04/07
14146	Deutsche Bank AG – Ch Comm Cons European Warrants Apr 2009	2009/03/31	2009/04/07
14279	Deutsche Bank AG – CNOOC European Put Warrants Apr 2009 A	2009/03/31	2009/04/07
10817	ABN AMRO Bank N.V. – Gold European Put Warrants Apr 2009	2009/03/31	2009/04/07
14376	Merrill Lynch Int'l & Co. C.V. – Ch Comm Cons Eu Wt Apr 2009	2009/03/31	2009/04/07
14452	SGA Societe Generale Acceptance N.V. – HSBC Eu Wt Apr 2009 B	2009/03/31	2009/04/07
14538	Credit Suisse – CC Bank European Warrants Apr 2009 B	2009/03/31	2009/04/07
14998	J P Morgan SP BV – Yanzhou Coal European Warrants Apr 2009	2009/03/31	2009/04/07
15021	UBS AG – A50 China European Warrants Apr 2009	2009/03/31	2009/04/07
15040	Deutsche Bank AG – CC Bank European Warrants Apr 2009 A	2009/03/31	2009/04/07
15083	UBS AG – ICBC European Warrants Apr 2009	2009/03/31	2009/04/07
15152	Citigroup Global Mkt H Inc. – PetroChina Euro Wts Apr 2009 B	2009/03/31	2009/04/07
05007	Calyon Fin P (G) Ltd. – China Tel European Wts Apr 2009 C	2009/04/01	2009/04/08
05008	Calyon Fin P (G) Ltd. – China Tel European Wts Apr 2009 D	2009/04/01	2009/04/08
14154	Fortis Bank S.A./N.V. – China Coal European Put Wts Apr 2009	2009/04/01	2009/04/08
14566	Citigroup Global Mkt H Inc. – Ch Comm Cons Euro Wts Apr 2009	2009/04/01	2009/04/08
14653	SGA Societe Generale Acceptance N.V. – HKEx Eu Put Wt Apr 09	2009/04/01	2009/04/08
14880	Fortis Bank S.A./N.A. – Yanzhou Coal European Wts Apr 2009	2009/04/01	2009/04/08
15202	Merrill Lynch Int'l & Co. C.V. – PetroChina Eu Wt Apr 2009	2009/04/01	2009/04/08
13106	Credit Suisse – China Mobile European Warrants Apr 2009	2009/04/02	2009/04/09
13110	Credit Suisse – China Mobile European Put Warrants Apr 2009	2009/04/02	2009/04/09
13592	Fortis Bank S.A./N.V. – HKEx Euro Warrants Apr 2009	2009/04/02	2009/04/09
14263	BOCI Asia Ltd. – HS Bank European Warrants Apr 2009	2009/04/02	2009/04/09
01644	Credit Suisse – ICBC European Warrants Apr 2009 A	2009/04/03	2009/04/14
02086	Credit Suisse – ICBC European Warrants Apr 2009 B	2009/04/03	2009/04/14
14606	KBC Fin Products Int'l Ltd. – CNOOC Euro Put Wts Apr 2009	2009/04/03	2009/04/14
14746	Deutsche Bank AG – CNOOC European Put Warrants Apr 2009 B	2009/04/03	2009/04/14
15002	Credit Suisse – PetroChina European Warrants Apr 2009 B	2009/04/03	2009/04/14
02743	Standard Bank PLC – China Tel European Warrants Apr 2009	2009/04/06	2009/04/15

## List of expired derivative warrants, 2009 (continued)

Code	Warrant	Last trading date	Delisted date
02745	Standard Bank PLC – ICBC European Warrants Apr 2009	2009/04/06	2009/04/15
02607	SGA Societe Generale Acceptance N.V. – CTel Eur Wts Apr 2009	2009/04/06	2009/04/15
13472	UBS AG – Mongolia Energy European Warrants Apr 2009	2009/04/06	2009/04/15
10813	ABN AMRO Bank N.V. – Gold European Warrants Apr 2009 A	2009/04/06	2009/04/15
10814	ABN AMRO Bank N.V. – Silver European Warrants Apr 2009 A	2009/04/06	2009/04/15
14801	Citigroup Global Mkt H Inc. – BOCL European Wts Apr 2009 A	2009/04/06	2009/04/15
14833	BNP Paribas Arbit Issu B.V. – A50 China Euro Wts Apr 2009	2009/04/06	2009/04/15
15205	Deutsche Bank AG – China Life European Put Wts Apr 2009 A	2009/04/06	2009/04/15
07156	Fortis Bank S.A./N.V. – R&F Ppt European Warrants Apr 2009	2009/04/07	2009/04/16
14729	BNP Paribas Arbit Issu B.V. – China Life Euro Wts Apr 2009	2009/04/07	2009/04/16
14813	KBC Fin Products Int'l Ltd. – PetroChina Euro Wts Apr 2009	2009/04/07	2009/04/16
15053	KBC Fin Products Int'l Ltd. – A50 Ch Euro Wts Apr 2009 B	2009/04/07	2009/04/16
15214	UBS AG – China Life European Warrants Apr 2009 A	2009/04/07	2009/04/16
15215	UBS AG – China Life European Warrants Apr 2009 B	2009/04/07	2009/04/16
02718	ABN AMRO Bank N.V. – HSBC European Warrants Apr 2009	2009/04/08	2009/04/17
03395	SGA Societe Generale Acceptance N.V. – HSBC Eu Wt Apr 2009 A	2009/04/08	2009/04/17
14973	CC Rabobank B.A. – CC Bank European Warrants Apr 2009 B	2009/04/09	2009/04/20
15192	CC Rabobank B.A. – CC Bank European Put Warrants Apr 2009	2009/04/09	2009/04/20
03315	Credit Suisse – ICBC European Warrants Apr 2009 D	2009/04/14	2009/04/21
01650	UBS AG – China Railway European Warrants Apr 2009	2009/04/14	2009/04/21
09155	UBS AG – Ch Railway Cons European Warrants Apr 2009	2009/04/14	2009/04/21
13064	UBS AG – HSBC European Warrants Apr 2009	2009/04/14	2009/04/21
13059	UBS AG – CM Bank European Warrants Apr 2009 A	2009/04/14	2009/04/21
13250	UBS AG – Alibaba European Warrants Apr 2009	2009/04/14	2009/04/21
13252	UBS AG – China Dongxiang European Warrants Apr 2009	2009/04/14	2009/04/21
13253	UBS AG – Hidilii Industry European Warrants Apr 2009	2009/04/14	2009/04/21
13645	Merrill Lynch Int'l & Co. C.V. – Hutchison Euro Wts Apr 2009	2009/04/14	2009/04/21
13744	CC Rabobank B.A. – ICBC European Warrants Apr 2009 A	2009/04/14	2009/04/21
14091	HK Bank – China Overseas European Warrants Apr 2009	2009/04/14	2009/04/21
14285	SGA Societe Generale Acceptance N.V. – Petch Eu Wt Apr 2009	2009/04/14	2009/04/21
14346	UBS AG – CNOOC European Warrants Apr 2009	2009/04/14	2009/04/21
14389	Merrill Lynch Int'l & Co. C.V. – CNOOC Euro Put Wts Apr 2009	2009/04/14	2009/04/21
15012	ABN AMRO Bank N.V. – Sinopec Corp European Wts Apr 2009	2009/04/14	2009/04/21
15076	UBS AG – BOCL European Warrants Apr 2009	2009/04/14	2009/04/21
15125	UBS AG – CM Bank European Warrants Apr 2009 B	2009/04/14	2009/04/21
15129	UBS AG – CM Bank European Put Warrants Apr 2009	2009/04/14	2009/04/21
15130	Deutsche Bank AG – ICBC European Warrants Apr 2009 A	2009/04/14	2009/04/21
15294	Deutsche Bank AG – Sinopec Corp European Warrants Apr 2009 B	2009/04/14	2009/04/21
15259	Deutsche Bank AG – Sinopec Corp European Warrants Apr 2009 A	2009/04/14	2009/04/21
15311	Deutsche Bank AG – ICBC European Warrants Apr 2009 B	2009/04/14	2009/04/21
15312	Deutsche Bank AG – A50 China European Warrants Apr 2009 B	2009/04/14	2009/04/21
15310	Deutsche Bank AG – CC Bank European Warrants Apr 2009 B	2009/04/14	2009/04/21
15370	Deutsche Bank AG – China Life European Warrants Apr 2009	2009/04/14	2009/04/21
01351	Calyon Fin P (G) Ltd. – Sinopec Corp European Wts Apr 2009 A	2009/04/15	2009/04/22
13689	Merrill Lynch Int'l & Co. C.V. – Agile Ppt Euro Wts Apr 2009	2009/04/15	2009/04/22
13751	BNP Paribas Arbit Issu B.V. – Ch Mobile Euro Wts Apr 2009	2009/04/15	2009/04/22
14429	Merrill Lynch Int'l & Co. C.V. – JX Copper Eur Wt Apr 2009	2009/04/15	2009/04/22
15144	Citigroup Global Mkt H Inc. – BOCL European Wts Apr 2009 B	2009/04/15	2009/04/22
15151	Citigroup Global Mkt H Inc. – ICBC European Wts Apr 2009	2009/04/15	2009/04/22
13263	Credit Suisse – PetroChina European Warrants Apr 2009 A	2009/04/16	2009/04/23
14947	J P Morgan SP BV – China Mob European Wts Apr 2009	2009/04/16	2009/04/23
15005	KBC Fin Products Int'l Ltd. – Ch Mobile Euro Wt Apr 2009	2009/04/16	2009/04/23
15047	SGA Societe Generale Acceptance N.V. – Ch Mob Eu Wt Apr 2009	2009/04/16	2009/04/23
04489	HK Bank – Hunan Nonferrous European Warrants Apr 2009 A	2009/04/17	2009/04/24
14028	Merrill Lynch Int'l & Co. C.V. – HKEx Euro Wts Apr 2009	2009/04/17	2009/04/24
14556	KBC Fin Products Int'l Ltd. – HSBC European Wts Apr 2009 C	2009/04/17	2009/04/24
14808	Citigroup Global Mkt H Inc. – HKEx European Wts Apr 2009	2009/04/17	2009/04/24
13222	Calyon Fin P (G) Ltd. – Sinopec Corp European Wts Apr 2009 B	2009/04/20	2009/04/27
13774	HK Bank – Zijin Mining European Warrants Apr 2009 A	2009/04/20	2009/04/27
13807	HK Bank – CHALCO European Warrants Apr 2009 A	2009/04/20	2009/04/27
14573	HK Bank – China Coal European Warrants Apr 2009 B	2009/04/20	2009/04/27
14574	HK Bank – Ch Comm Cons European Warrants Apr 2009	2009/04/20	2009/04/27
14575	HK Bank – China Life European Warrants Apr 2009	2009/04/20	2009/04/27
14576	HK Bank – China Shenhua European Warrants Apr 2009	2009/04/20	2009/04/27
14577	HK Bank – Ch Ship Cont European Warrants Apr 2009	2009/04/20	2009/04/27
14578	HK Bank – Esprit European Warrants Apr 2009	2009/04/20	2009/04/27
14579	HK Bank – Maanshan Iron European Warrants Apr 2009	2009/04/20	2009/04/27
14580	HK Bank – PICC European Warrants Apr 2009	2009/04/20	2009/04/27
14581	HK Bank – Zijin Mining European Warrants Apr 2009 B	2009/04/20	2009/04/27
15061	BNP Paribas Arbit Issu B.V. – China Tel Euro Wts Apr 2009 B	2009/04/20	2009/04/27
15134	BNP Paribas Arbit Issu B.V. – Sinopec Corp Euro Wts Apr 2009	2009/04/20	2009/04/27
02764	Credit Suisse – ICBC European Warrants Apr 2009 C	2009/04/21	2009/04/28
03312	Credit Suisse – CC Bank European Warrants Apr 2009 A	2009/04/21	2009/04/28
13188	Citigroup Global Mkt H Inc. – PetroChina Euro Wts Apr 2009 A	2009/04/21	2009/04/28
13521	Citigroup Global Mkt H Inc. – CNOOC European Wts Apr 2009 A	2009/04/21	2009/04/28
13753	BNP Paribas Arbit Issu B.V. – PetroCh European Wts Apr 2009	2009/04/21	2009/04/28
14063	HK Bank – CHALCO European Warrants Apr 2009 B	2009/04/21	2009/04/28
14123	HK Bank – Hunan Nonferrous European Warrants Apr 2009 B	2009/04/21	2009/04/28
14124	HK Bank – Shimao Ppt European Warrants Apr 2009	2009/04/21	2009/04/28
14125	HK Bank – Sh Petrochem European Warrants Apr 2009	2009/04/21	2009/04/28
14247	SGA Societe Generale Acceptance N.V. – CNOOC Eu Wt Apr 2009	2009/04/21	2009/04/28
14272	HK Bank – China Coal European Warrants Apr 2009 A	2009/04/21	2009/04/28
14275	HK Bank – Yanzhou Coal European Warrants Apr 2009	2009/04/21	2009/04/28
14273	HK Bank – CNOOC European Warrants Apr 2009	2009/04/21	2009/04/28
14315	Citigroup Global Mkt H Inc. – CC Bank Euro Put Wts Apr 2009	2009/04/21	2009/04/28
14317	Citigroup Global Mkt H Inc. – CNOOC Euro Put Wts Apr 2009	2009/04/21	2009/04/28
14318	Citigroup Global Mkt H Inc. – ICBC Euro Put Wts Apr 2009	2009/04/21	2009/04/28



## List of expired derivative warrants, 2009 (continued)

Code	Warrant	Last trading date	Delisted date
14319	Citigroup Global Mkt H Inc. – PetroChina Eur Put Wt Apr 2009	2009/04/21	2009/04/28
14375	Merrill Lynch Int'l & Co. C.V. – China Coal Eur Wts Apr 2009	2009/04/21	2009/04/28
14401	Citigroup Global Mkt H Inc. – CM Bank European Wts Apr 2009	2009/04/21	2009/04/28
14544	Citigroup Global Mkt H Inc. – China Life Euro Wts Apr 2009	2009/04/21	2009/04/28
14546	Citigroup Global Mkt H Inc. – Hutchison Euro Wts Apr 2009	2009/04/21	2009/04/28
14569	Citigroup Global Mkt H Inc. – HK Gas European Wts Apr 2009	2009/04/21	2009/04/28
14582	Citigroup Global Mkt H Inc. – CNOOC European Wts Apr 2009 B	2009/04/21	2009/04/28
14663	ABN AMRO Bank N.V. – HKEx European Warrants Apr 2009	2009/04/21	2009/04/28
10826	ABN AMRO Bank N.V. – Silver European Warrants Apr 2009 B	2009/04/21	2009/04/28
14870	ABN AMRO Bank N.V. – China Mobile European Wts Apr 2009	2009/04/21	2009/04/28
14926	Deutsche Bank AG – A50 China European Warrants Apr 2009 A	2009/04/21	2009/04/28
15258	Deutsche Bank AG – China Life European Put Wts Apr 2009 B	2009/04/21	2009/04/28
15383	BNP Paribas Arbit Issu B.V. – CC Bank Euro Wts Apr 2009	2009/04/21	2009/04/28
13525	Citigroup Global Mkt H Inc. – SHK Ppt European Wts Apr 2009	2009/04/22	2009/04/29
14053	Citigroup Global Mkt H Inc. – Yanzhou Coal Euro Wts Apr 2009	2009/04/22	2009/04/29
14157	Merrill Lynch Int'l & Co. C.V. – BOCL European Wts Apr 2009	2009/04/22	2009/04/29
14159	Merrill Lynch Int'l & Co. C.V. – CM Bank Euro Wts Apr 2009	2009/04/22	2009/04/29
14178	Barclays Bank plc – A50 China European Warrants Apr 2009	2009/04/22	2009/04/29
07852	Macquarie Bank Ltd. – SHK Ppt European Warrants Apr 2009 A	2009/04/23	2009/04/30
07966	Macquarie Bank Ltd. – Lenovo European Warrants Apr 2009	2009/04/23	2009/04/30
01936	Credit Suisse – China Shenhua European Warrants Apr 2009	2009/04/23	2009/04/30
02749	Macquarie Bank Ltd. – Hutchison European Warrants Apr 2009	2009/04/23	2009/04/30
03911	BNP Paribas Arbit Issu B.V. – Ch Shenhua Euro Wts Apr 2009	2009/04/23	2009/04/30
02303	Macquarie Bank Ltd. – China Shenhua European Wts Apr 2009	2009/04/23	2009/04/30
09779	Macquarie Bank Ltd. – SHK Ppt European Warrants Apr 2009 B	2009/04/23	2009/04/30
14040	Lehman Brothers Holdings Inc. – Ch Mobile Eu Put Wt Apr 2009	2009/04/23	2009/04/30
14041	Lehman Brothers Holdings Inc. – PetroChina Eu Put Wt Apr 2009	2009/04/23	2009/04/30
14043	Macquarie Bank Ltd. – HKEx European Warrants Apr 2009	2009/04/23	2009/04/30
14094	Macquarie Bank Ltd. – BOCHK European Warrants Apr 2009	2009/04/23	2009/04/30
14150	Fortis Bank S.A./N.V. – Jiangxi Copper European Wts Apr 2009	2009/04/23	2009/04/30
14151	Fortis Bank S.A./N.V. – CHALCO European Warrants Apr 2009	2009/04/23	2009/04/30
14587	Goldman Sachs SP (Asia) – A50 China European Wts Apr 2009 A	2009/04/23	2009/04/30
14591	Goldman Sachs SP (Asia) – A50 China Euro Put Wts Apr 2009	2009/04/23	2009/04/30
14636	CC Rabobank B.A. – CM Bank European Warrants Apr 2009	2009/04/23	2009/04/30
14708	Macquarie Bank Ltd. – Bank of EA European Warrants Apr 2009	2009/04/23	2009/04/30
14760	UBS AG – HSI European Put Warrants Apr 2009	2009/04/23	2009/04/30
14784	CC Rabobank B.A. – Ch Overseas European Warrants Apr 2009	2009/04/23	2009/04/30
14789	BOCI Asia Ltd. – China Mobile European Warrants Apr 2009	2009/04/23	2009/04/30
14797	Goldman Sachs SP (Asia) – CC Bank Euro Put Wts Apr 2009	2009/04/23	2009/04/30
14952	Goldman Sachs SP (Asia) – A50 China European Wts Apr 2009 B	2009/04/23	2009/04/30
14953	Goldman Sachs SP (Asia) – China Mobile Euro Wts Apr 2009	2009/04/23	2009/04/30
14954	Deutsche Bank AG – China Mobile European Warrants Apr 2009	2009/04/23	2009/04/30
14971	CC Rabobank B.A. – BOCL European Warrants Apr 2009	2009/04/23	2009/04/30
15030	KBC Fin Products Int'l Ltd. – HSCEI Euro Put Wts Apr 2009	2009/04/23	2009/04/30
15032	KBC Fin Products Int'l Ltd. – HSI Euro Put Wts Apr 2009 A	2009/04/23	2009/04/30
15049	BNP Paribas Arbit Issu B.V. – HSI European Wts Apr 2009 A	2009/04/23	2009/04/30
15063	BNP Paribas Arbit Issu B.V. – HSI Euro Put Wts Apr 2009 C	2009/04/23	2009/04/30
15066	Macquarie Bank Ltd. – Henderson Land Dev Euro Wts Apr 2009	2009/04/23	2009/04/30
15073	BOCI Asia Ltd. – HSI European Warrants Apr 2009	2009/04/23	2009/04/30
15077	BOCI Asia Ltd. – HSI European Put Warrants Apr 2009	2009/04/23	2009/04/30
15075	Macquarie Bank Ltd. – A50 China European Warrants Apr 2009	2009/04/23	2009/04/30
15106	Goldman Sachs SP (Asia) – CC Bank European Wts Apr 2009 B	2009/04/23	2009/04/30
15098	KBC Fin Products Int'l Ltd. – HSI Euro Put Wts Apr 2009 B	2009/04/23	2009/04/30
15114	SGA Societe Generale Acceptance N.V. – HSI Eur Wt Apr 2009 A	2009/04/23	2009/04/30
15115	SGA Societe Generale Acceptance N.V. – HSI Eur Wt Apr 2009 B	2009/04/23	2009/04/30
15116	SGA Societe Generale Acceptance N.V. – HSI Eur Wt Apr 2009 C	2009/04/23	2009/04/30
15117	SGA Societe Generale Acceptance N.V. – HSI Eur Wt Apr 2009 D	2009/04/23	2009/04/30
15118	SGA Societe Generale Acceptance N.V. – HSI Eu Put Wt Apr09E	2009/04/23	2009/04/30
15119	SGA Societe Generale Acceptance N.V. – HSI Eu Put Wt Apr09F	2009/04/23	2009/04/30
15120	SGA Societe Generale Acceptance N.V. – HSI Eu Put Wt Apr09G	2009/04/23	2009/04/30
15121	SGA Societe Generale Acceptance N.V. – HSI Eu Put Wt Apr09H	2009/04/23	2009/04/30
15128	Deutsche Bank AG – HSCEI European Warrants Apr 2009 A	2009/04/23	2009/04/30
15132	Deutsche Bank AG – HSCEI European Put Warrants Apr 2009 B	2009/04/23	2009/04/30
15140	CC Rabobank B.A. – A50 China European Put Warrants Apr 2009	2009/04/23	2009/04/30
15177	KBC Fin Products Int'l Ltd. – HSI European Wts Apr 2009 C	2009/04/23	2009/04/30
15183	SGA Societe Generale Acceptance N.V. – HSI Eur Wt Apr 2009 I	2009/04/23	2009/04/30
15184	SGA Societe Generale Acceptance N.V. – HSI Eur Wt Apr 2009 J	2009/04/23	2009/04/30
15190	CC Rabobank B.A. – ICBC European Warrants Apr 2009 B	2009/04/23	2009/04/30
15194	CC Rabobank B.A. – ICBC European Put Warrants Apr 2009	2009/04/23	2009/04/30
15207	SGA Societe Generale Acceptance N.V. – HSCEI Eu Wt Apr 2009A	2009/04/23	2009/04/30
15209	Deutsche Bank AG – HSI European Warrants Apr 2009 A	2009/04/23	2009/04/30
15213	Deutsche Bank AG – HSI European Put Warrants Apr 2009 B	2009/04/23	2009/04/30
15208	SGA Societe Generale Acceptance N.V. – HSCEI Eu Wt Apr 2009B	2009/04/23	2009/04/30
15211	SGA Societe Generale Acceptance N.V. -HSCEI Eu Put Wt Apr09C	2009/04/23	2009/04/30
15212	SGA Societe Generale Acceptance N.V. -HSCEI Eu Put Wt Apr09D	2009/04/23	2009/04/30
15227	BNP Paribas Arbit Issu B.V. – HSI European Wts Apr 2009 B	2009/04/23	2009/04/30
15231	BNP Paribas Arbit Issu B.V. – HSI Euro Put Wts Apr 2009 D	2009/04/23	2009/04/30
15249	ABN AMRO Bank N.V. – HSI European Warrants Apr 2009 A	2009/04/23	2009/04/30
15253	ABN AMRO Bank N.V. – HSI European Put Warrants Apr 2009 B	2009/04/23	2009/04/30
15289	Deutsche Bank AG – HSI European Warrants Apr 2009 C	2009/04/23	2009/04/30
15290	Deutsche Bank AG – HSI European Warrants Apr 2009 D	2009/04/23	2009/04/30
15275	KBC Fin Products Int'l Ltd. – HSI European Wts Apr 2009 D	2009/04/23	2009/04/30
15276	KBC Fin Products Int'l Ltd. – HSI European Wts Apr 2009 E	2009/04/23	2009/04/30
15277	KBC Fin Products Int'l Ltd. – HSI European Wts Apr 2009 F	2009/04/23	2009/04/30
15278	KBC Fin Products Int'l Ltd. – HSCEI Euro Wts Apr 2009 A	2009/04/23	2009/04/30
15279	KBC Fin Products Int'l Ltd. – HSCEI Euro Wts Apr 2009 B	2009/04/23	2009/04/30
15283	KBC Fin Products Int'l Ltd. – HSI Euro Put Wts Apr 2009 G	2009/04/23	2009/04/30

## List of expired derivative warrants, 2009 (continued)

Code	Warrant	Last trading date	Delisted date
15291	Deutsche Bank AG – HSI European Warrants Apr 2009 E	2009/04/23	2009/04/30
15292	Deutsche Bank AG – HSI European Put Warrants Apr 2009 F	2009/04/23	2009/04/30
15293	Deutsche Bank AG – HSI European Put Warrants Apr 2009 G	2009/04/23	2009/04/30
15284	KBC Fin Products Int'l Ltd. – HSI Euro Put Wts Apr 2009 H	2009/04/23	2009/04/30
15300	SGA Societe Generale Acceptance N.V. – HSI Eu Put Wt Apr 09N	2009/04/23	2009/04/30
15302	Macquarie Bank Ltd. – HSI European Put Warrants Apr 2009	2009/04/23	2009/04/30
15297	SGA Societe Generale Acceptance N.V. – HSI Eu Put Wt Apr 09K	2009/04/23	2009/04/30
15298	SGA Societe Generale Acceptance N.V. – HSI Eu Put Wt Apr 09L	2009/04/23	2009/04/30
15299	SGA Societe Generale Acceptance N.V. – HSI Eu Put Wt Apr 09M	2009/04/23	2009/04/30
15309	Macquarie Bank Ltd. – HSI European Warrants Apr 2009 A	2009/04/23	2009/04/30
15313	Deutsche Bank AG – HSI European Warrants Apr 2009 H	2009/04/23	2009/04/30
15314	Deutsche Bank AG – HSI European Put Warrants Apr 2009 I	2009/04/23	2009/04/30
15315	Deutsche Bank AG – HSI European Put Warrants Apr 2009 J	2009/04/23	2009/04/30
15321	Goldman Sachs SP (Asia) – HSI European Warrants Apr 2009 A	2009/04/23	2009/04/30
15316	ABN AMRO Bank N.V. – HSI European Warrants Apr 2009 C	2009/04/23	2009/04/30
15320	ABN AMRO Bank N.V. – HSI European Put Warrants Apr 2009 D	2009/04/23	2009/04/30
15323	Goldman Sachs SP (Asia) – HSI European Warrants Apr 2009 B	2009/04/23	2009/04/30
15324	Goldman Sachs SP (Asia) – HSI European Warrants Apr 2009 C	2009/04/23	2009/04/30
15327	SGA Societe Generale Acceptance N.V. – HSI Eur Wt Apr 2009 O	2009/04/23	2009/04/30
15328	SGA Societe Generale Acceptance N.V. – HSI Eur Wt Apr 2009 P	2009/04/23	2009/04/30
15329	SGA Societe Generale Acceptance N.V. – HSI Eur Wt Apr 2009 Q	2009/04/23	2009/04/30
15330	SGA Societe Generale Acceptance N.V. – HSI Eur Wt Apr 2009 R	2009/04/23	2009/04/30
15367	Deutsche Bank AG – HSCEI European Put Warrants Apr 2009 D	2009/04/23	2009/04/30
15364	Deutsche Bank AG – HSI European Warrants Apr 2009 K	2009/04/23	2009/04/30
15365	Deutsche Bank AG – HSI European Warrants Apr 2009 L	2009/04/23	2009/04/30
15368	Deutsche Bank AG – HSI European Put Warrants Apr 2009 M	2009/04/23	2009/04/30
15360	Goldman Sachs SP (Asia) – HSCEI European Warrants Apr 2009	2009/04/23	2009/04/30
15362	Goldman Sachs SP (Asia) – HSCEI European Put Wts Apr 2009	2009/04/23	2009/04/30
15363	Deutsche Bank AG – HSCEI European Warrants Apr 2009 C	2009/04/23	2009/04/30
15375	SGA Societe Generale Acceptance N.V. – BOCL Eu Wt Apr 2009	2009/04/23	2009/04/30
15379	SGA Societe Generale Acceptance N.V. – HSI Eu Put Wt Apr 09S	2009/04/23	2009/04/30
15380	SGA Societe Generale Acceptance N.V. – HSI Eu Put Wt Apr 09T	2009/04/23	2009/04/30
15394	KBC Fin Products Int'l Ltd. – HSI European Wts Apr 2009 I	2009/04/23	2009/04/30
15408	Macquarie Bank Ltd. – HSCEI European Warrants Apr 2009 A	2009/04/23	2009/04/30
15409	Macquarie Bank Ltd. – HSCEI European Warrants Apr 2009 B	2009/04/23	2009/04/30
15410	Macquarie Bank Ltd. – HSCEI European Put Warrants Apr 2009	2009/04/23	2009/04/30
15413	Macquarie Bank Ltd. – CM Bank European Warrants Apr 2009	2009/04/23	2009/04/30
15414	Macquarie Bank Ltd. – China Mobile European Wts Apr 2009	2009/04/23	2009/04/30
15420	KBC Fin Products Int'l Ltd. – HSI Euro Put Wts Apr 2009 J	2009/04/23	2009/04/30
15421	KBC Fin Products Int'l Ltd. – HSI Euro Put Wts Apr 2009 K	2009/04/23	2009/04/30
15475	Macquarie Bank Ltd. – HSI European Warrants Apr 2009 B	2009/04/23	2009/04/30
15473	BNP Paribas Arbit Issu B.V. – HSCEI European Wts Apr 2009	2009/04/23	2009/04/30
15477	BNP Paribas Arbit Issu B.V. – HSCEI Euro Put Wts Apr 2009	2009/04/23	2009/04/30
15474	BNP Paribas Arbit Issu B.V. – HSI European Wts Apr 2009 E	2009/04/23	2009/04/30
15478	BNP Paribas Arbit Issu B.V. – HSI Euro Put Wts Apr 2009 F	2009/04/23	2009/04/30
15755	SGA Societe Generale Acceptance N.V. – A50 Ch Eu Wt Apr 2009	2009/04/23	2009/04/30
15764	ABN AMRO Bank N.V. – HSI European Warrants Apr 2009 E	2009/04/23	2009/04/30
15986	BNP Paribas Arbit Issu B.V. – HSI Euro Put Wts Apr 2009 G	2009/04/23	2009/04/30
13436	SGA Societe Generale Acceptance N.V. – MTRC Eur Wts Apr 2009	2009/04/24	2009/05/04
13663	CC Rabobank B.A. – HSBC European Warrants Apr 2009 B	2009/04/24	2009/05/04
14458	Credit Suisse – HSBC European Wts Apr 2009	2009/04/24	2009/05/04
10824	ABN AMRO Bank N.V. – Gold European Warrants Apr 2009 B	2009/04/24	2009/05/04
15158	J P Morgan SP BV – Ch Ship Dev European Warrants Apr 2009	2009/04/24	2009/05/04
15254	CC Rabobank B.A. – China Railway European Wts Apr 2009	2009/04/24	2009/05/04
05522	CC Rabobank B.A. – PetroChina European Put Wts May 2009	2009/04/27	2009/05/05
01914	SGA Societe Generale Acceptance N.V. – ICBC Eur Wts May 09 A	2009/04/27	2009/05/05
13044	J P Morgan SP BV – Link REIT European Warrants May 2009	2009/04/27	2009/05/05
13062	UBS AG – A50 China European Warrants May 2009	2009/04/27	2009/05/05
13314	KBC Fin Products Int'l Ltd. – Sinopec Corp Eur Put Wt May 09	2009/04/27	2009/05/05
13731	SGA Societe Generale Acceptance N.V. – CLife Eu Wt May 2009A	2009/04/27	2009/05/05
13857	SGA Societe Generale Acceptance N.V. – CNOOC Eu Wt May 2009	2009/04/27	2009/05/05
14555	KBC Fin Products Int'l Ltd. – Ch Mobile Euro Wt May 2009	2009/04/27	2009/05/05
14586	KBC Fin Products Int'l Ltd. – HSBC Euro Put Wts May 2009	2009/04/27	2009/05/05
14695	KBC Fin Products Int'l Ltd. – A50 Ch Euro Wts May 2009	2009/04/27	2009/05/05
14834	BNP Paribas Arbit Issu B.V. – Ch Comm Cons Eur Wt May 2009	2009/04/27	2009/05/05
15189	KBC Fin Products Int'l Ltd. – Sinopec Euro Wts May 2009 B	2009/04/27	2009/05/05
15233	SGA Societe Generale Acceptance N.V. – HWL Eur Wt May 2009	2009/04/27	2009/05/05
15481	KBC Fin Products Int'l Ltd. – ICBC European Wts May 2009	2009/04/27	2009/05/05
02305	KBC Fin Products Int'l Ltd. – China Tel Euro Wts May 2009	2009/04/28	2009/05/06
09673	Deutsche Bank AG – China Tel European Warrants May 2009	2009/04/28	2009/05/06
09597	KBC Fin Products Int'l Ltd. – Ch Railway Euro Wts May 2009	2009/04/29	2009/05/07
15671	BOCI Asia Ltd. – Tracker Fund European Warrants May 2009	2009/04/30	2009/05/08
07671	BNP Paribas Arbit Issu B.V. – ICBC European Wts May 2009 A	2009/05/04	2009/05/11
14599	HK Bank – CHALCO European Warrants May 2009	2009/05/04	2009/05/11
14600	HK Bank – CITIC Bank European Warrants May 2009	2009/05/04	2009/05/11
14601	HK Bank – Datang Power European Warrants May 2009	2009/05/04	2009/05/11
14602	HK Bank – Huaneng Power European Warrants May 2009	2009/05/04	2009/05/11
15193	CC Rabobank B.A. – Ping An European Warrants May 2009 A	2009/05/04	2009/05/11
15485	KBC Fin Products Int'l Ltd. – ICBC Euro Put Wts May 2009	2009/05/04	2009/05/11
15494	HK Bank – ICBC European Warrants May 2009 B	2009/05/04	2009/05/11
15489	HK Bank – CC Bank European Warrants May 2009	2009/05/04	2009/05/11
15490	HK Bank – China Life European Warrants May 2009 B	2009/05/04	2009/05/11
02092	BNP Paribas Arbit Issu B.V. – CITIC Bank Euro Wts May 2009	2009/05/05	2009/05/12
05573	KBC Fin Products Int'l Ltd. – Sinopec Euro (CC) Wts May 09 A	2009/05/05	2009/05/12
13197	Citigroup Global Mkt H Inc. – Ch Railway Euro Wts May 2009	2009/05/05	2009/05/12
13603	Merrill Lynch Int'l & Co. C.V. – Ch Shenhua Eur Wts May 2009	2009/05/05	2009/05/12
13735	Deutsche Bank AG – China Railway European Warrants May 2009	2009/05/05	2009/05/12

## List of expired derivative warrants, 2009 (continued)

Code	Warrant	Last trading date	Delisted date
14116	BNP Paribas Arbit Issu B.V. – Ch Mobile Euro Wts May 2009	2009/05/05	2009/05/12
14219	Deutsche Bank AG – Ch Railway Cons European Wts May 2009	2009/05/05	2009/05/12
14251	HK Bank – China Life European Warrants May 2009 A	2009/05/05	2009/05/12
14253	HK Bank – ICBC European Warrants May 2009 A	2009/05/05	2009/05/12
14254	HK Bank – A50 China European Warrants May 2009	2009/05/05	2009/05/12
14531	UBS AG – MTRC European Warrants May 2009	2009/05/05	2009/05/12
14568	Citigroup Global Mkt H Inc. – China Shenhua Eur Wts May 2009	2009/05/05	2009/05/12
15058	BNP Paribas Arbit Issu B.V. – CC Bank Euro Wts May 2009	2009/05/05	2009/05/12
15062	BNP Paribas Arbit Issu B.V. – ICBC European Wts May 2009 C	2009/05/05	2009/05/12
15280	SGA Societe Generale Acceptance N.V. – CLife Eu Wt May 2009B	2009/05/05	2009/05/12
15384	BNP Paribas Arbit Issu B.V. – China Life Euro Wts May 2009 B	2009/05/05	2009/05/12
15482	KBC Fin Products Int'l Ltd. – BOCL Euro Put Wts May 2009	2009/05/05	2009/05/12
15660	BOCI Asia Ltd. – China Life European Warrants May 2009	2009/05/05	2009/05/12
15689	J P Morgan SP BV – CM Bank European Warrants May 2009	2009/05/05	2009/05/12
15690	J P Morgan SP BV – China Shenhua European Warrants May 2009	2009/05/05	2009/05/12
14604	HK Bank – HKEx European Warrants May 2009	2009/05/06	2009/05/13
15714	SGA Societe Generale Acceptance N.V. – CMob Eu Put Wt May09C	2009/05/06	2009/05/13
07812	KBC Fin Products Int'l Ltd. – CITIC Bank Euro Wts May 2009	2009/05/07	2009/05/14
02590	Deutsche Bank AG – CITIC Bank European Warrants May 2009	2009/05/07	2009/05/14
13965	BNP Paribas Arbit Issu B.V. – CM Bank European Wts May 2009	2009/05/07	2009/05/14
13278	Fortis Bank S.A./N.V. – Parkson European Warrants May 2009	2009/05/08	2009/05/15
15682	SGA Societe Generale Acceptance N.V. – Ping An Eu Wt May2009	2009/05/08	2009/05/15
14874	KBC Fin Products Int'l Ltd. – BOCL European Wts May 2009 A	2009/05/11	2009/05/18
15027	KBC Fin Products Int'l Ltd. – BOCL European Wts May 2009 B	2009/05/11	2009/05/18
15111	KBC Fin Products Int'l Ltd. – PetroChina Eur Put Wt May 2009	2009/05/11	2009/05/18
15347	CC Rabobank B.A. – BOCL European Warrants May 2009 A	2009/05/11	2009/05/18
15483	KBC Fin Products Int'l Ltd. – CC Bank Euro Put Wts May 2009	2009/05/11	2009/05/18
15632	CC Rabobank B.A. – HSBC European Warrants May 2009	2009/05/11	2009/05/18
01960	BNP Paribas Arbit Issu B.V. – ICBC European Wts May 2009 B	2009/05/12	2009/05/19
01719	Macquarie Bank Ltd. – Yanzhou Coal European Wts May 2009	2009/05/12	2009/05/19
13648	Merrill Lynch Int'l & Co. C.V. – Ch Mobile Eur Put Wt May 09	2009/05/12	2009/05/19
13649	Merrill Lynch Int'l & Co. C.V. – CNOOC Euro Put Wts May 2009	2009/05/12	2009/05/19
14336	BNP Paribas Arbit Issu B.V. – CHALCO European Wts May 2009	2009/05/12	2009/05/19
14340	BNP Paribas Arbit Issu B.V. – HKEx European Put Wts May 2009	2009/05/12	2009/05/19
14374	Merrill Lynch Int'l & Co. C.V. – A50 China Eu Put Wt May 09	2009/05/12	2009/05/19
14425	Merrill Lynch Int'l & Co. C.V. – China COSCO Eur Wt May 2009	2009/05/12	2009/05/19
14426	Merrill Lynch Int'l & Co. C.V. – Harbin Power Eu Wt May 2009	2009/05/12	2009/05/19
14427	Merrill Lynch Int'l & Co. C.V. – Henderson Land Eu Wt May 09	2009/05/12	2009/05/19
14670	UBS AG – Country Garden European Warrants May 2009	2009/05/12	2009/05/19
15270	UBS AG – ICBC European Warrants May 2009	2009/05/12	2009/05/19
15614	SGA Societe Generale Acceptance N.V. – BOCL Eu Wt May 2009	2009/05/12	2009/05/19
15162	J P Morgan SP BV – Wharf European Warrants May 2009	2009/05/13	2009/05/20
14413	BOCI Asia Ltd. – Ch Railway Cons European Wts May 2009	2009/05/14	2009/05/21
14316	Citigroup Global Mkt H Inc. – Sinopec Corp Eur Put Wt May 09	2009/05/18	2009/05/25
14338	BNP Paribas Arbit Issu B.V. – A50 China Euro Wts May 2009	2009/05/18	2009/05/25
14892	KBC Fin Products Int'l Ltd. – CNOOC European Wts May 2009	2009/05/18	2009/05/25
15417	Macquarie Bank Ltd. – SHK Ppt European Warrants May 2009 B	2009/05/18	2009/05/25
05820	BNP Paribas Arbit Issu B.V. – Sinopec Corp Euro Wts May 2009	2009/05/19	2009/05/26
02104	Goldman Sachs SP (Asia) – China Mobile European Wts May 2009	2009/05/19	2009/05/26
14393	Deutsche Bank AG – Sinopec Corp European Warrants May 2009	2009/05/19	2009/05/26
14449	BOCI Asia Ltd. – A50 China European Warrants May 2009	2009/05/19	2009/05/26
14548	Citigroup Global Mkt H Inc. – MTRC European Wts May 2009	2009/05/19	2009/05/26
14916	Citigroup Global Mkt H Inc. – ICBC European Wts May 2009	2009/05/19	2009/05/26
15059	BNP Paribas Arbit Issu B.V. – China Life Euro Wts May 2009 A	2009/05/19	2009/05/26
15224	UBS AG – China Shenhua European Warrants May 2009 A	2009/05/19	2009/05/26
15266	UBS AG – China Shenhua European Warrants May 2009 B	2009/05/19	2009/05/26
15373	UBS AG – China Shenhua European Warrants May 2009 C	2009/05/19	2009/05/26
15440	BNP Paribas Arbit Issu B.V. – China Life Euro Wts May 2009 C	2009/05/19	2009/05/26
15508	UBS AG – Bank of EA European Warrants May 2009	2009/05/19	2009/05/26
15564	SGA Societe Generale Acceptance N.V. – CLife Eu Wt May 2009C	2009/05/19	2009/05/26
15565	SGA Societe Generale Acceptance N.V. – CTel Eu Wt May 2009	2009/05/19	2009/05/26
15607	BNP Paribas Arbit Issu B.V. – BOCL European Wts May 2009	2009/05/19	2009/05/26
15612	BNP Paribas Arbit Issu B.V. – ICBC European Wts May 2009 E	2009/05/19	2009/05/26
15617	SGA Societe Generale Acceptance N.V. – CMob Eu Put Wt May09B	2009/05/19	2009/05/26
15726	CC Rabobank B.A. – BOCL European Warrants May 2009 B	2009/05/19	2009/05/26
15727	CC Rabobank B.A. – CC Bank European Warrants May 2009	2009/05/19	2009/05/26
15728	CC Rabobank B.A. – China Life European Warrants May 2009	2009/05/19	2009/05/26
15730	CC Rabobank B.A. – ICBC European Warrants May 2009	2009/05/19	2009/05/26
15732	CC Rabobank B.A. – Ping An European Warrants May 2009 B	2009/05/19	2009/05/26
16198	SGA Societe Generale Acceptance N.V. – ICBC Eu Wt May 2009 B	2009/05/19	2009/05/26
06516	Macquarie Bank Ltd. – Zijin Mining European Wts May 2009 A	2009/05/21	2009/05/29
04609	Macquarie Bank Ltd. – Zijin Mining European Wts May 2009 B	2009/05/21	2009/05/29
02747	Macquarie Bank Ltd. – Cheung Kong European Wts May 2009 A	2009/05/21	2009/05/29
02748	Macquarie Bank Ltd. – Cheung Kong European Wts May 2009 B	2009/05/21	2009/05/29
02755	Macquarie Bank Ltd. – Swire Pac A European Warrants May 2009	2009/05/21	2009/05/29
06922	Macquarie Bank Ltd. – Sinopec Corp European Wts May 2009	2009/05/21	2009/05/29
13002	Macquarie Bank Ltd. – Cathay Pacific European Wts May 2009	2009/05/21	2009/05/29
13469	Macquarie Bank Ltd. – Mongolia Energy Euro Warrants May 2009	2009/05/21	2009/05/29
13863	CC Rabobank B.A. – Ch Mobile European Put Wts May 2009	2009/05/21	2009/05/29
14133	Macquarie Bank Ltd. – Air China European Warrants May 2009	2009/05/21	2009/05/29
14595	Goldman Sachs SP (Asia) – China Shenhua Euro Wts May 2009 A	2009/05/21	2009/05/29
14628	Macquarie Bank Ltd. – New World Dev European Wts May 2009	2009/05/21	2009/05/29
14709	Macquarie Bank Ltd. – BOCHK European Warrants May 2009	2009/05/21	2009/05/29
14725	Macquarie Bank Ltd. – CNOOC European Warrants May 2009 B	2009/05/21	2009/05/29
14761	UBS AG – HSI European Put Warrants May 2009 A	2009/05/21	2009/05/29
14843	Macquarie Bank Ltd. – Hang Seng Bank European Wts May 2009	2009/05/21	2009/05/29
14943	J P Morgan SP BV – Ch Overseas European Warrants May 2009	2009/05/21	2009/05/29



## List of expired derivative warrants, 2009 (continued)

Code	Warrant	Last trading date	Delisted date
14966	Macquarie Bank Ltd. – SHK Ppt European Put Warrants May 2009	2009/05/21	2009/05/29
14962	Macquarie Bank Ltd. – SHK Ppt European Warrants May 2009 A	2009/05/21	2009/05/29
15039	Macquarie Bank Ltd. – CITIC Bank European Warrants May 2009	2009/05/21	2009/05/29
15065	Goldman Sachs SP (Asia) – China Shenhua Euro Wts May 2009 B	2009/05/21	2009/05/29
15142	Goldman Sachs SP (Asia) – BOCL European Put Wts May 2009	2009/05/21	2009/05/29
15306	UBS AG – HSI European Put Warrants May 2009 B	2009/05/21	2009/05/29
15322	Goldman Sachs SP (Asia) – HSI European Warrants May 2009 A	2009/05/21	2009/05/29
15318	Goldman Sachs SP (Asia) – HSI European Put Warrants May 09C	2009/05/21	2009/05/29
15350	CC Rabobank B.A. – A50 China European Warrants May 2009	2009/05/21	2009/05/29
15361	Goldman Sachs SP (Asia) – HSCEI European Warrants May 2009	2009/05/21	2009/05/29
15387	BNP Paribas Arbit Issu B.V. – HSI European Wts May 2009 A	2009/05/21	2009/05/29
15391	BNP Paribas Arbit Issu B.V. – HSI Euro Put Wts May 2009 C	2009/05/21	2009/05/29
15395	KBC Fin Products Int'l Ltd. – HSI European Wts May 2009 A	2009/05/21	2009/05/29
15396	KBC Fin Products Int'l Ltd. – HSI European Wts May 2009 B	2009/05/21	2009/05/29
15422	KBC Fin Products Int'l Ltd. – HSI Euro Put Wts May 2009 C	2009/05/21	2009/05/29
15423	KBC Fin Products Int'l Ltd. – HSI Euro Put Wts May 2009 D	2009/05/21	2009/05/29
15448	KBC Fin Products Int'l Ltd. – HSCEI Euro Put Wts May 2009	2009/05/21	2009/05/29
15455	Deutsche Bank AG – HSI European Put Warrants May 2009 A	2009/05/21	2009/05/29
15499	Macquarie Bank Ltd. – HSI European Put Warrants May 2009 A	2009/05/21	2009/05/29
15496	Deutsche Bank AG – HSI European Warrants May 2009 D	2009/05/21	2009/05/29
15500	Deutsche Bank AG – HSI European Put Warrants May 2009 B	2009/05/21	2009/05/29
15501	Deutsche Bank AG – HSI European Put Warrants May 2009 C	2009/05/21	2009/05/29
15495	Macquarie Bank Ltd. – HSI European Warrants May 2009	2009/05/21	2009/05/29
15545	KBC Fin Products Int'l Ltd. – HSI Euro Put Wts May 2009 E	2009/05/21	2009/05/29
15538	KBC Fin Products Int'l Ltd. – HSCEI Euro Wts May 2009	2009/05/21	2009/05/29
15543	Macquarie Bank Ltd. – HSCEI European Put Warrants May 2009	2009/05/21	2009/05/29
15522	BNP Paribas Arbit Issu B.V. – HSI European Wts May 2009 B	2009/05/21	2009/05/29
15526	BNP Paribas Arbit Issu B.V. – HSI Euro Put Wts May 2009 D	2009/05/21	2009/05/29
15529	Macquarie Bank Ltd. – HSCEI European Warrants May 2009	2009/05/21	2009/05/29
15558	KBC Fin Products Int'l Ltd. – HSI European Wts May 2009 F	2009/05/21	2009/05/29
15559	KBC Fin Products Int'l Ltd. – HSI European Wts May 2009 G	2009/05/21	2009/05/29
15562	KBC Fin Products Int'l Ltd. – HSI Euro Put Wts May 2009 H	2009/05/21	2009/05/29
15606	ABN AMRO Bank N.V. – HSI European Warrants May 2009	2009/05/21	2009/05/29
15574	Deutsche Bank AG – HSI European Warrants May 2009 E	2009/05/21	2009/05/29
15575	Deutsche Bank AG – HSI European Warrants May 2009 F	2009/05/21	2009/05/29
15578	Deutsche Bank AG – HSI European Put Warrants May 2009 G	2009/05/21	2009/05/29
15613	Goldman Sachs SP (Asia) – HSI European Warrants May 2009 B	2009/05/21	2009/05/29
15619	SGA Societe Generale Acceptance N.V. – HSI Eur Wt May 2009 A	2009/05/21	2009/05/29
15620	SGA Societe Generale Acceptance N.V. – HSI Eur Wt May 2009 B	2009/05/21	2009/05/29
15621	SGA Societe Generale Acceptance N.V. – HSI Eur Wt May 2009 C	2009/05/21	2009/05/29
15623	SGA Societe Generale Acceptance N.V. – HSI Eu Put Wt May 09D	2009/05/21	2009/05/29
15624	SGA Societe Generale Acceptance N.V. – HSI Eu Put Wt May 09E	2009/05/21	2009/05/29
15625	SGA Societe Generale Acceptance N.V. – HSI Eu Put Wt May 09F	2009/05/21	2009/05/29
15637	Deutsche Bank AG – HSI European Warrants May 2009 H	2009/05/21	2009/05/29
15640	Deutsche Bank AG – HSI European Put Warrants May 2009 I	2009/05/21	2009/05/29
15653	KBC Fin Products Int'l Ltd. – HSI European Wts May 2009 I	2009/05/21	2009/05/29
15663	Macquarie Bank Ltd. – HSI European Put Warrants May 2009 B	2009/05/21	2009/05/29
15683	SGA Societe Generale Acceptance N.V. – HSCEI Eu Wt May 2009A	2009/05/21	2009/05/29
15684	SGA Societe Generale Acceptance N.V. – HSCEI Eu Wt May 2009B	2009/05/21	2009/05/29
15688	SGA Societe Generale Acceptance N.V. – HSCEI Eu Put Wt May09F	2009/05/21	2009/05/29
15693	Deutsche Bank AG – HSI European Warrants May 2009 J	2009/05/21	2009/05/29
15685	SGA Societe Generale Acceptance N.V. – HSCEI Eu Wt May 2009C	2009/05/21	2009/05/29
15686	SGA Societe Generale Acceptance N.V. – HSCEI Eu Put Wt May09D	2009/05/21	2009/05/29
15687	SGA Societe Generale Acceptance N.V. – HSCEI Eu Put Wt May09E	2009/05/21	2009/05/29
15746	Deutsche Bank AG – HSI European Put Warrants May 2009 K	2009/05/21	2009/05/29
15747	Deutsche Bank AG – HSI European Put Warrants May 2009 L	2009/05/21	2009/05/29
15765	ABN AMRO Bank N.V. – HSI European Put Warrants May 2009 A	2009/05/21	2009/05/29
15785	Goldman Sachs SP (Asia) – HSI European Put Wts May 2009 D	2009/05/21	2009/05/29
16245	ABN AMRO Bank N.V. – HSI European Put Warrants May 2009 B	2009/05/21	2009/05/29
06868	Macquarie Bank Ltd. – China Mobile Euro Put Wts May 2009 A	2009/05/22	2009/06/01
05451	Credit Suisse – China Tel European Warrants May 2009	2009/05/22	2009/06/01
13519	Citigroup Global Mkt H Inc. – China Tel Euro Wts May 2009	2009/05/22	2009/06/01
14552	Macquarie Bank Ltd. – CNOOC European Warrants May 2009 A	2009/05/22	2009/06/01
14610	SGA Societe Generale Acceptance N.V. – CMob Eu Put Wt May09A	2009/05/22	2009/06/01
14712	Macquarie Bank Ltd. – China Mobile Euro Put Wts May 2009 B	2009/05/22	2009/06/01
14713	Citigroup Global Mkt H Inc. – CC Bank European Wts May 2009	2009/05/22	2009/06/01
14731	Deutsche Bank AG – China Mobile European Put Wts May 2009	2009/05/22	2009/06/01
14773	ABN AMRO Bank N.V. – China Mobile European Wts May 2009	2009/05/22	2009/06/01
14821	UBS AG – China Mobile European Warrants May 2009	2009/05/22	2009/06/01
15013	ABN AMRO Bank N.V. – HKEx European Warrants May 2009	2009/05/22	2009/06/01
15386	BNP Paribas Arbit Issu B.V. – ICBC European Wts May 2009 D	2009/05/22	2009/06/01
15809	BNP Paribas Arbit Issu B.V. – CRCC European Wts May 2009	2009/05/22	2009/06/01
03976	BNP Paribas Arbit Issu B.V. – CC Bank Euro Wts Jun 2009 A	2009/05/25	2009/06/02
02627	BNP Paribas Arbit Issu B.V. – China Life Euro Wts Jun 2009	2009/05/25	2009/06/02
13680	UBS AG – HKEx European Put Warrants Jun 2009 A	2009/05/25	2009/06/02
14070	UBS AG – HKEx European Put Warrants Jun 2009 C	2009/05/25	2009/06/02
14109	UBS AG – HKEx European Warrants Jun 2009 D	2009/05/25	2009/06/02
14107	UBS AG – Air China European Warrants Jun 2009 C	2009/05/25	2009/06/02
14616	J P Morgan SP BV – China Mob European Wts Jun 2009	2009/05/25	2009/06/02
14739	SGA Societe Generale Acceptance N.V. – Ch Mob Eu Wt Jun 09 A	2009/05/25	2009/06/02
14894	Calyon Fin P (G) Ltd. – China Life European Wts Jun 2009	2009/05/25	2009/06/02
15026	KBC Fin Products Int'l Ltd. – A50 Ch Euro Wts Jun 2009	2009/05/25	2009/06/02
15161	J P Morgan SP BV – BEA European Warrants Jun 2009	2009/05/25	2009/06/02
15221	SGA Societe Generale Acceptance N.V. – CCB Eur Wt Jun 2009	2009/05/25	2009/06/02
15222	SGA Societe Generale Acceptance N.V. – CP&CC Eur Wt Jun 2009	2009/05/25	2009/06/02
15377	SGA Societe Generale Acceptance N.V. – CLife Eu Wt Jun 2009	2009/05/25	2009/06/02
15464	KBC Fin Products Int'l Ltd. – China Life Euro Wts Jun 2009 A	2009/05/25	2009/06/02

## List of expired derivative warrants, 2009 (continued)

Code	Warrant	Last trading date	Delisted date
15763	KBC Fin Products Int'l Ltd. – CC Bank Euro Put Wts Jun 2009	2009/05/25	2009/06/02
15797	J P Morgan SP BV – China Shenhua European Warrants Jun 2009	2009/05/25	2009/06/02
16242	Credit Suisse – CC Bank European Warrants Jun 2009	2009/05/25	2009/06/02
14046	Citigroup Global Mkt H Inc. – CHALCO Euro Put Wts Jun 2009	2009/05/26	2009/06/03
14412	BOCI Asia Ltd. – Ch Comm Cons European Warrants Jun 2009	2009/05/27	2009/06/04
14727	KBC Fin Products Int'l Ltd. – Ch Mobile Euro Wt Jun 2009 B	2009/06/01	2009/06/08
15235	HK Bank – CC Bank European Warrants Jun 2009	2009/06/01	2009/06/08
15553	KBC Fin Products Int'l Ltd. – BOCL European Wts Jun 2009	2009/06/01	2009/06/08
05785	CC Rabobank B.A. – Ping An European Warrants Jun 2009	2009/06/02	2009/06/09
01529	ABN AMRO Bank N.V. – CITIC Bank European Warrants Jun 2009	2009/06/02	2009/06/09
01643	Credit Suisse – China Life European Warrants Jun 2009	2009/06/02	2009/06/09
13258	SGA Societe Generale Acceptance N.V. – ZIJIN Eur Wt Jun 2009	2009/06/02	2009/06/09
13882	Merrill Lynch Int'l & Co. C.V. – Ch Mobile Eur Wt Jun 2009 B	2009/06/02	2009/06/09
14176	Deutsche Bank AG – China Mobile European Warrants Jun 2009 A	2009/06/02	2009/06/09
14204	SGA Societe Generale Acceptance N.V. – HSBC Eu Wt Jun 2009 B	2009/06/02	2009/06/09
14248	SGA Societe Generale Acceptance N.V. – CNOOC Eu Wt Jun 2009A	2009/06/02	2009/06/09
14303	ABN AMRO Bank N.V. – HSBC European Warrants Jun 2009 B	2009/06/02	2009/06/09
14532	UBS AG – SHK Ppt European Warrants Jun 2009	2009/06/02	2009/06/09
14542	Citigroup Global Mkt H Inc. – Cheung Kong Euro Wts Jun 2009	2009/06/02	2009/06/09
14607	Calyon Fin P (G) Ltd. – China Mobile European Wts Jun 2009 A	2009/06/02	2009/06/09
14619	Merrill Lynch Int'l & Co. C.V. – A50 China Eur Wt Jun 2009 A	2009/06/02	2009/06/09
14851	Merrill Lynch Int'l & Co. C.V. – A50 China Eur Wt Jun 2009 B	2009/06/02	2009/06/09
15057	BNP Paribas Arbit Issu B.V. – BOCL European Wts Jun 2009 A	2009/06/02	2009/06/09
15131	BNP Paribas Arbit Issu B.V. – BOCL European Wts Jun 2009 B	2009/06/02	2009/06/09
15150	Citigroup Global Mkt H Inc. – Hutchison Euro Wts Jun 2009	2009/06/02	2009/06/09
15188	SGA Societe Generale Acceptance N.V. – A50 Ch Eu Wt Jun09A	2009/06/02	2009/06/09
15197	SGA Societe Generale Acceptance N.V. – ICBC Eu Wt Jun 2009	2009/06/02	2009/06/09
15608	BNP Paribas Arbit Issu B.V. – CC Bank Euro Wts Jun 2009 B	2009/06/02	2009/06/09
15920	Deutsche Bank AG – A50 China European Warrants Jun 2009	2009/06/02	2009/06/09
16204	Credit Suisse – ICBC European Warrants Jun 2009	2009/06/02	2009/06/09
02871	Merrill Lynch Int'l & Co. C.V. – Ping An Euro Wts Jun 2009	2009/06/03	2009/06/10
03678	Deutsche Bank AG – CC Bank European Warrants Jun 2009	2009/06/04	2009/06/11
14409	KBC Fin Products Int'l Ltd. – Ch Mobile Euro Wt Jun 2009 A	2009/06/04	2009/06/11
14657	CC Rabobank B.A. – A50 China European Warrants Jun 2009	2009/06/04	2009/06/11
10840	SGA Societe Generale Acceptance N.V. – N225 Eu Wt Jun 2009	2009/06/05	2009/06/12
10845	SGA Societe Generale Acceptance N.V. – N225 Eu Put Wt Jun 09	2009/06/05	2009/06/12
14787	BNP Paribas Arbit Issu B.V. – Ch Mobile Euro Wts Jun 2009	2009/06/08	2009/06/15
14881	HK Bank – BOCL European Warrants Jun 2009	2009/06/08	2009/06/15
14882	HK Bank – BOC HK European Warrants Jun 2009	2009/06/08	2009/06/15
14883	HK Bank – China COSCO European Warrants Jun 2009	2009/06/08	2009/06/15
14884	HK Bank – CM Bank European Warrants Jun 2009	2009/06/08	2009/06/15
14885	HK Bank – Sinopec Corp European Warrants Jun 2009	2009/06/08	2009/06/15
14886	HK Bank – China Tel European Warrants Jun 2009	2009/06/08	2009/06/15
10837	Deutsche Bank AG – Nikkei 225 Index European Wts Jun 2009 A	2009/06/08	2009/06/15
10841	Deutsche Bank AG – Nikkei 225 Index Euro Put Wts Jun 2009 B	2009/06/08	2009/06/15
10843	Deutsche Bank AG – Nikkei 225 Index European Wts Jun 2009 C	2009/06/08	2009/06/15
10847	Deutsche Bank AG – Nikkei 225 Index Euro Put Wts Jun 2009 D	2009/06/08	2009/06/15
10849	Deutsche Bank AG – Nikkei 225 Index European Wts Jun 2009 E	2009/06/08	2009/06/15
10853	Deutsche Bank AG – Nikkei 225 Index Euro Put Wts Jun 2009 F	2009/06/08	2009/06/15
05089	BNP Paribas Arbit Issu B.V. – HSBC European Wts Jun 2009 A	2009/06/09	2009/06/16
13251	UBS AG – ANTA Sports European Warrants Jun 2009	2009/06/09	2009/06/16
13516	Citigroup Global Mkt H Inc. – BOCL European Wts Jun 2009	2009/06/09	2009/06/16
13853	UBS AG – CNOOC European Warrants Jun 2009 B	2009/06/09	2009/06/16
13852	UBS AG – CNOOC European Warrants Jun 2009 A	2009/06/09	2009/06/16
13946	Citigroup Global Mkt H Inc. – COSCO Pac Euro Wts Jun 2009	2009/06/09	2009/06/16
13947	Citigroup Global Mkt H Inc. – Henderson Land Eur Wt Jun 2009	2009/06/09	2009/06/16
13956	Merrill Lynch Int'l & Co. C.V. – China Life Eu Wt Jun 2009	2009/06/09	2009/06/16
14197	Goldman Sachs SP (Asia) – HSBC European Warrants Jun 2009	2009/06/09	2009/06/16
14233	Deutsche Bank AG – HSBC European Warrants Jun 2009 B	2009/06/09	2009/06/16
14377	Merrill Lynch Int'l & Co. C.V. – Ch Comm Cons Eu Wt Jun 2009	2009/06/09	2009/06/16
14390	Merrill Lynch Int'l & Co. C.V. – HSBC Euro Wts Jun 2009	2009/06/09	2009/06/16
14527	UBS AG – Ch Railway Cons European Warrants Jun 2009	2009/06/09	2009/06/16
14783	CC Rabobank B.A. – Angang Steel European Warrants Jun 2009	2009/06/09	2009/06/16
14786	CC Rabobank B.A. – Shanghai Ind European Warrants Jun 2009	2009/06/09	2009/06/16
14923	J P Morgan SP BV – HSBC European Warrants Jun 2009	2009/06/09	2009/06/16
14951	KBC Fin Products Int'l Ltd. – PetroChina Eur Put Wt Jun 2009	2009/06/09	2009/06/16
15092	Deutsche Bank AG – A50 China European Put Wts Jun 2009	2009/06/09	2009/06/16
15439	SGA Societe Generale Acceptance N.V. – Petch Eu Wt Jun 2009B	2009/06/09	2009/06/16
15442	BNP Paribas Arbit Issu B.V. – PetroCh Euro Wts Jun 2009	2009/06/09	2009/06/16
15435	KBC Fin Products Int'l Ltd. – Ch Mobile Euro Wt Jun 2009 C	2009/06/09	2009/06/16
15679	SGA Societe Generale Acceptance N.V. – A50 Ch Eu Wt Jun 09 B	2009/06/09	2009/06/16
15758	SGA Societe Generale Acceptance N.V. – CMob Eu Put Wt Jun 09	2009/06/09	2009/06/16
15889	Credit Suisse – A50 China European Warrants Jun 2009	2009/06/09	2009/06/16
15975	Credit Suisse – China Mobile European Put Warrants Jun 2009	2009/06/09	2009/06/16
15987	ABN AMRO Bank N.V. – A50 China European Warrants Jun 2009	2009/06/09	2009/06/16
15182	BOCI Asia Ltd. – Tracker Fund European Warrants Jun 2009	2009/06/11	2009/06/18
13945	Citigroup Global Mkt H Inc. – Sinopec Corp Euro Wts Jun 2009	2009/06/12	2009/06/19
13962	BOCI Asia Ltd. – HKEx European Warrants Jun 2009	2009/06/12	2009/06/19
14424	Merrill Lynch Int'l & Co. C.V. – China Coal Eur Wts Jun 2009	2009/06/12	2009/06/19
14933	Standard Bank PLC – A50 China European Put Warrants Jun 2009	2009/06/12	2009/06/19
15555	KBC Fin Products Int'l Ltd. – China Life Euro Wts Jun 2009 B	2009/06/12	2009/06/19
14920	HK Bank – China Railway European Warrants Jun 2009	2009/06/15	2009/06/22
14921	HK Bank – Lenovo European Warrants Jun 2009	2009/06/15	2009/06/22
06500	CC Rabobank B.A. – Sinopec Corp European Warrants Jun 2009	2009/06/16	2009/06/23
06616	Goldman Sachs SP (Asia) – China Mobile Euro Wts Jun 2009 A	2009/06/16	2009/06/23
07073	Merrill Lynch Int'l & Co. C.V. – Ch Mobile Eur Wt Jun 2009 A	2009/06/16	2009/06/23
09588	Merrill Lynch Int'l & Co. C.V. – SPA European Wts Jun 2009	2009/06/16	2009/06/23

## List of expired derivative warrants, 2009 (continued)

Code	Warrant	Last trading date	Delisted date
13561	BNP Paribas Arbit Issu B.V. – HSBC European Wts Jun 2009 B	2009/06/16	2009/06/23
13818	BNP Paribas Arbit Issu B.V. – Ch Railway Euro Wts Jun 2009	2009/06/16	2009/06/23
13905	UBS AG – Beijing Airport European Warrants Jun 2009	2009/06/16	2009/06/23
13944	Citigroup Global Mkt H Inc. – CITIC Bank Euro Wts Jun 2009	2009/06/16	2009/06/23
14008	SGA Societe Generale Acceptance N.V. – CTEL Eu Wt Jun 2009 A	2009/06/16	2009/06/23
14050	Citigroup Global Mkt H Inc. – R&F Ppt Euro Wts Jun 2009	2009/06/16	2009/06/23
14069	UBS AG – HKEx European Put Warrants Jun 2009 B	2009/06/16	2009/06/23
14214	J P Morgan SP BV – Shimao Property European Wts Jun 2009	2009/06/16	2009/06/23
14257	UBS AG – HKEx European Warrants Jun 2009 E	2009/06/16	2009/06/23
14282	ABN AMRO Bank N.V. – HSBC European Put Warrants Jun 2009	2009/06/16	2009/06/23
14310	UBS AG – HSBC European Put Warrants Jun 2009 A	2009/06/16	2009/06/23
14311	UBS AG – HSBC European Put Warrants Jun 2009 B	2009/06/16	2009/06/23
14405	Citigroup Global Mkt H Inc. – Ping An Euro Wts Jun 2009	2009/06/16	2009/06/23
14528	UBS AG – HK Gas European Warrants Jun 2009	2009/06/16	2009/06/23
14529	UBS AG – HSBC European Warrants Jun 2009	2009/06/16	2009/06/23
14571	Citigroup Global Mkt H Inc. – MTR Corp Euro Put Wts Jun 2009	2009/06/16	2009/06/23
14659	UBS AG – HKEx European Put Warrants Jun 2009 F	2009/06/16	2009/06/23
14662	UBS AG – A50 China European Put Warrants Jun 2009	2009/06/16	2009/06/23
14672	UBS AG – R&F Ppt European Warrants Jun 2009	2009/06/16	2009/06/23
14674	UBS AG – Maanshan Iron European Warrants Jun 2009	2009/06/16	2009/06/23
14686	Deutsche Bank AG – China Mobile European Warrants Jun 2009 B	2009/06/16	2009/06/23
14745	Deutsche Bank AG – Cheung Kong European Put Wts Jun 2009	2009/06/16	2009/06/23
14796	SGA Societe Generale Acceptance N.V. – Ch Mob Eu Wt Jun 09 B	2009/06/16	2009/06/23
14809	Citigroup Global Mkt H Inc. – ICBC European Wts Jun 2009	2009/06/16	2009/06/23
14865	SGA Societe Generale Acceptance N.V. – HKEx Eu Wt Jun 2009	2009/06/16	2009/06/23
14871	ABN AMRO Bank N.V. – China Mobile European Wts Jun 2009 A	2009/06/16	2009/06/23
14941	J P Morgan SP BV – China Coal European Warrants Jun 2009	2009/06/16	2009/06/23
14958	UBS AG – HS Bank European Put Warrants Jun 2009	2009/06/16	2009/06/23
14957	UBS AG – Cheung Kong European Warrants Jun 2009	2009/06/16	2009/06/23
15019	Deutsche Bank AG – China Mobile European Warrants Jun 2009 D	2009/06/16	2009/06/23
15179	Deutsche Bank AG – HKEx European Warrants Jun 2009	2009/06/16	2009/06/23
15210	KBC Fin Products Int'l Ltd. – CNOOC European Wts Jun 2009	2009/06/16	2009/06/23
15245	UBS AG – Bank of EA European Warrants Jun 2009	2009/06/16	2009/06/23
10839	Deutsche Bank AG – DJIA European Warrants Jun 2009 A	2009/06/16	2009/06/23
10844	Deutsche Bank AG – DJIA European Put Warrants Jun 2009 B	2009/06/16	2009/06/23
15268	UBS AG – CNOOC European Put Warrants Jun 2009	2009/06/16	2009/06/23
15271	UBS AG – PetroChina European Warrants Jun 2009	2009/06/16	2009/06/23
15325	ABN AMRO Bank N.V. – China Mobile European Wts Jun 2009 B	2009/06/16	2009/06/23
10842	Deutsche Bank AG – DJIA European Warrants Jun 2009 C	2009/06/16	2009/06/23
10846	Deutsche Bank AG – DJIA European Put Warrants Jun 2009 D	2009/06/16	2009/06/23
10848	Deutsche Bank AG – Nasdaq-100 Index European Wts Jun 2009	2009/06/16	2009/06/23
10852	Deutsche Bank AG – Nasdaq-100 Index Euro Put Wts Jun 2009	2009/06/16	2009/06/23
15469	Merrill Lynch Int'l & Co. C.V. – Ch Life Eur Put Wt Jun 2009	2009/06/16	2009/06/23
15588	UBS AG – China Tel European Warrants Jun 2009	2009/06/16	2009/06/23
15595	UBS AG – Hutchison European Warrants Jun 2009	2009/06/16	2009/06/23
14422	Merrill Lynch Int'l & Co. C.V. – Angang Steel Eu Wt Jun 2009	2009/06/17	2009/06/24
14896	Calyon Fin P (G) Ltd. – China Mobile European Wts Jun 2009 B	2009/06/17	2009/06/24
09702	Fortis Bank S.A./N.V. – Country Garden European Wts Jun 2009	2009/06/18	2009/06/25
13172	Macquarie Bank Ltd. – Dongfeng Motor European Wts Jun 2009 B	2009/06/18	2009/06/25
14062	Citigroup Global Mkt H Inc. – Ch Telecom Eu Put Wt Jun 2009	2009/06/18	2009/06/25
13781	Merrill Lynch Int'l & Co. C.V. – Air China Euro Wts Jun 2009	2009/06/19	2009/06/26
13773	HK Bank – PICC European Warrants Jun 2009	2009/06/22	2009/06/29
14939	HK Bank – A50 China European Warrants Jun 2009	2009/06/22	2009/06/29
02481	Macquarie Bank Ltd. – Yanzhou Coal European Wts Jun 2009	2009/06/23	2009/06/30
02220	Macquarie Bank Ltd. – China Mobile European Wts Jun 2009	2009/06/23	2009/06/30
05696	Macquarie Bank Ltd. – Hunan Nonferrous European Wts Jun 2009	2009/06/23	2009/06/30
05734	Macquarie Bank Ltd. – Zijin Mining European Wts Jun 2009	2009/06/23	2009/06/30
07935	Credit Suisse – Hutchison European Warrants Jun 2009	2009/06/23	2009/06/30
01908	Macquarie Bank Ltd. – HSBC European Warrants Jun 2009 B	2009/06/23	2009/06/30
01912	Macquarie Bank Ltd. – HSBC European Put Warrants Jun 2009 C	2009/06/23	2009/06/30
02644	Deutsche Bank AG – Hutchison European Warrants Jun 2009	2009/06/23	2009/06/30
07763	Macquarie Bank Ltd. – Dongfeng Motor European Wts Jun 2009 A	2009/06/23	2009/06/30
03396	SGA Societe Generale Acceptance N.V. – HSBC Eu Wt Jun 2009 A	2009/06/23	2009/06/30
09468	Macquarie Bank Ltd. – HSBC European Put Warrants Jun 2009 D	2009/06/23	2009/06/30
07154	Fortis Bank S.A./N.V. – Foxconn European Warrants Jun 2009	2009/06/23	2009/06/30
07158	Fortis Bank S.A./N.V. – HK Electric European Wts Jun 2009	2009/06/23	2009/06/30
01230	Fortis Bank S.A./N.V. – CHALCO European Warrants Jun 2009	2009/06/23	2009/06/30
01295	Fortis Bank S.A./N.V. – China Unicom European Wts Jun 2009	2009/06/23	2009/06/30
05571	Merrill Lynch Int'l & Co. C.V. – China Railway Eur Wt Jun 09	2009/06/23	2009/06/30
13079	J P Morgan SP BV – Nine Dragons European Warrants Jun 2009	2009/06/23	2009/06/30
13370	Merrill Lynch Int'l & Co. C.V. – Yanzhou Coal Eu Wt Jun 2009	2009/06/23	2009/06/30
13371	Merrill Lynch Int'l & Co. C.V. – Zijin Mining Eu Wt Jun 2009	2009/06/23	2009/06/30
13584	HK Bank – HSCEI European Warrants Jun 2009 A	2009/06/23	2009/06/30
13585	HK Bank – HSCEI European Warrants Jun 2009 B	2009/06/23	2009/06/30
13589	HK Bank – HSCEI European Put Warrants Jun 2009 F	2009/06/23	2009/06/30
13586	HK Bank – HSI European Warrants Jun 2009 A	2009/06/23	2009/06/30
13587	HK Bank – HSI European Warrants Jun 2009 B	2009/06/23	2009/06/30
13588	HK Bank – HSI European Warrants Jun 2009 C	2009/06/23	2009/06/30
13590	HK Bank – HSI European Put Warrants Jun 2009 D	2009/06/23	2009/06/30
13591	HK Bank – HSI European Put Warrants Jun 2009 E	2009/06/23	2009/06/30
13598	Fortis Bank S.A./N.V. – Alibaba European Warrants Jun 2009	2009/06/23	2009/06/30
13619	UBS AG – Air China European Warrants Jun 2009 A	2009/06/23	2009/06/30
13620	UBS AG – Air China European Warrants Jun 2009 B	2009/06/23	2009/06/30
13671	UBS AG – Anhui Conch European Warrants Jun 2009	2009/06/23	2009/06/30
13686	CC Rabobank B.A. – Hang Seng Bank European Warrants Jun 2009	2009/06/23	2009/06/30
13767	CC Rabobank B.A. – BOC HK European Warrants Jun 2009	2009/06/23	2009/06/30
13943	Citigroup Global Mkt H Inc. – Angang Steel Euro Wts Jun 2009	2009/06/23	2009/06/30



## List of expired derivative warrants, 2009 (continued)

Code	Warrant	Last trading date	Delisted date
13978	UBS AG – A50 China European Warrants Jun 2009	2009/06/23	2009/06/30
14052	Citigroup Global Mkt H Inc. – Ping An Euro Put Wts Jun 2009	2009/06/23	2009/06/30
14142	Macquarie Bank Ltd. – A50 China European Warrants Jun 2009 A	2009/06/23	2009/06/30
14153	Fortis Bank S.A./N.V. – Zijin Mining European Wts Jun 2009	2009/06/23	2009/06/30
14155	Fortis Bank S.A./N.V. – Jiangxi Copper Euro Put Wt Jun 2009	2009/06/23	2009/06/30
14271	SGA Societe Generale Acceptance N.V. – HSBC Eu Put Wt Jun 09	2009/06/23	2009/06/30
14286	SGA Societe Generale Acceptance N.V. – Petch Eu Wt Jun 2009A	2009/06/23	2009/06/30
14300	J P Morgan SP BV – HK Gas European Warrants Jun 2009	2009/06/23	2009/06/30
14304	Deutsche Bank AG – HSBC European Put Warrants Jun 2009	2009/06/23	2009/06/30
14417	Macquarie Bank Ltd. – CRCC European Warrants Jun 2009	2009/06/23	2009/06/30
14453	SGA Societe Generale Acceptance N.V. – HSBC Eu Wt Jun 2009 C	2009/06/23	2009/06/30
14451	SGA Societe Generale Acceptance N.V. – CNOOC Eu Wt Jun 2009B	2009/06/23	2009/06/30
14489	Fortis Bank S.A./N.V. – MTRC European Warrants Jun 2009	2009/06/23	2009/06/30
14558	Macquarie Bank Ltd. – A50 China European Warrants Jun 2009 B	2009/06/23	2009/06/30
14562	Macquarie Bank Ltd. – Hang Seng Bank European Wts Jun 2009 A	2009/06/23	2009/06/30
14590	BOCI Asia Ltd. – HSI European Warrants Jun 2009 A	2009/06/23	2009/06/30
14605	ABN AMRO Bank N.V. – HSBC European Warrants Jun 2009 C	2009/06/23	2009/06/30
14637	CC Rabobank B.A. – HKEx European Put Warrants Jun 2009	2009/06/23	2009/06/30
14656	CC Rabobank B.A. – CNOOC European Warrants Jun 2009	2009/06/23	2009/06/30
14720	Citigroup Global Mkt H Inc. – PetroChina Euro Wts Jun 2009	2009/06/23	2009/06/30
14726	Macquarie Bank Ltd. – Jiangxi Copper European Wts Jun 2009	2009/06/23	2009/06/30
14752	HK Bank – HSI European Warrants Jun 2009 F	2009/06/23	2009/06/30
14754	HK Bank – HSCEI European Warrants Jun 2009 C	2009/06/23	2009/06/30
14757	CC Rabobank B.A. – Yanzhou Coal European Warrants Jun 2009	2009/06/23	2009/06/30
14794	Credit Suisse – China Mobile European Warrants Jun 2009	2009/06/23	2009/06/30
14811	J P Morgan SP BV – CNOOC European Warrants Jun 2009	2009/06/23	2009/06/30
14830	Deutsche Bank AG – China Mobile European Warrants Jun 2009 C	2009/06/23	2009/06/30
14844	Macquarie Bank Ltd. – Hang Seng Bank European Wts Jun 2009 B	2009/06/23	2009/06/30
14845	Goldman Sachs SP (Asia) – China Mobile Euro Wts Jun 2009 B	2009/06/23	2009/06/30
14858	J P Morgan SP BV – JX Copper European Warrants Jun 2009	2009/06/23	2009/06/30
14864	SGA Societe Generale Acceptance N.V. – CCCCL Eu Wt Jun 2009	2009/06/23	2009/06/30
14913	Citigroup Global Mkt H Inc. – Ch Comm Cons Euro Wts Jun 2009	2009/06/23	2009/06/30
14910	Macquarie Bank Ltd. – R&F Ppt European Warrants Jun 2009	2009/06/23	2009/06/30
14934	Macquarie Bank Ltd. – Denway Motors European Wts Jun 2009	2009/06/23	2009/06/30
14944	J P Morgan SP BV – R&F Ppt European Wts Jun 2009	2009/06/23	2009/06/30
14963	Macquarie Bank Ltd. – Wharf European Warrants Jun 2009	2009/06/23	2009/06/30
14965	ABN AMRO Bank N.V. – HKEx European Warrants Jun 2009	2009/06/23	2009/06/30
15017	Macquarie Bank Ltd. – CNOOC European Warrants Jun 2009 A	2009/06/23	2009/06/30
15022	ABN AMRO Bank N.V. – CC Bank European Put Warrants Jun 2009	2009/06/23	2009/06/30
15107	Goldman Sachs SP (Asia) – CM Bank European Wts Jun 2009	2009/06/23	2009/06/30
15143	Goldman Sachs SP (Asia) – CM Bank European Put Wts Jun 2009	2009/06/23	2009/06/30
15169	HK Bank – HSI European Warrants Jun 2009 G	2009/06/23	2009/06/30
15170	HK Bank – HSI European Warrants Jun 2009 H	2009/06/23	2009/06/30
15171	HK Bank – HSI European Warrants Jun 2009 I	2009/06/23	2009/06/30
15174	HK Bank – HSI European Put Warrants Jun 2009 J	2009/06/23	2009/06/30
15175	HK Bank – HSI European Put Warrants Jun 2009 K	2009/06/23	2009/06/30
15176	HK Bank – HSI European Put Warrants Jun 2009 L	2009/06/23	2009/06/30
15167	HK Bank – HSCEI European Warrants Jun 2009 D	2009/06/23	2009/06/30
15168	HK Bank – HSCEI European Warrants Jun 2009 E	2009/06/23	2009/06/30
15172	HK Bank – HSCEI European Put Warrants Jun 2009 G	2009/06/23	2009/06/30
15173	HK Bank – HSCEI European Put Warrants Jun 2009 H	2009/06/23	2009/06/30
15232	SGA Societe Generale Acceptance N.V. – CTel Eu Wt Jun 2009 B	2009/06/23	2009/06/30
15243	Deutsche Bank AG – CNOOC European Warrants Jun 2009	2009/06/23	2009/06/30
15247	UBS AG – HS Bank European Warrants Jun 2009	2009/06/23	2009/06/30
15262	UBS AG – CM Bank European Warrants Jun 2009 A	2009/06/23	2009/06/30
15263	UBS AG – CM Bank European Warrants Jun 2009 B	2009/06/23	2009/06/30
15303	UBS AG – HSI European Warrants Jun 2009 A	2009/06/23	2009/06/30
15304	UBS AG – HSI European Warrants Jun 2009 B	2009/06/23	2009/06/30
15307	UBS AG – HSI European Put Warrants Jun 2009	2009/06/23	2009/06/30
15317	Goldman Sachs SP (Asia) – HSI European Put Warrants Jun 2009	2009/06/23	2009/06/30
15341	Macquarie Bank Ltd. – CC Bank European Warrants Jun 2009	2009/06/23	2009/06/30
15397	ABN AMRO Bank N.V. – China Mobile Euro Put Wts Jun 2009	2009/06/23	2009/06/30
15411	Macquarie Bank Ltd. – BOCL European Warrants Jun 2009	2009/06/23	2009/06/30
15476	HK Bank – HSCEI European Warrants Jun 2009 I	2009/06/23	2009/06/30
15479	HK Bank – HSI European Warrants Jun 2009 M	2009/06/23	2009/06/30
15480	HK Bank – HSI European Warrants Jun 2009 N	2009/06/23	2009/06/30
15513	BNP Paribas Arbit Issu B.V. – HSI European Wts Jun 2009 C	2009/06/23	2009/06/30
15517	BNP Paribas Arbit Issu B.V. – HSI Euro Put Wts Jun 2009 A	2009/06/23	2009/06/30
15514	BNP Paribas Arbit Issu B.V. – HSCEI European Wts Jun 2009	2009/06/23	2009/06/30
15518	BNP Paribas Arbit Issu B.V. – HSCEI Euro Put Wts Jun 2009	2009/06/23	2009/06/30
15498	UBS AG – Ping An European Put Warrants Jun 2009 D	2009/06/23	2009/06/30
15507	UBS AG – Ping An European Warrants Jun 2009 B	2009/06/23	2009/06/30
15506	UBS AG – Ping An European Warrants Jun 2009 A	2009/06/23	2009/06/30
15510	UBS AG – CM Bank European Warrants Jun 2009 C	2009/06/23	2009/06/30
15544	KBC Fin Products Int'l Ltd. – HSCEI Euro Put Wts Jun 2009	2009/06/23	2009/06/30
15530	UBS AG – Angang Steel European Warrants Jun 2009	2009/06/23	2009/06/30
15533	UBS AG – Ch Merchants European Warrants Jun 2009	2009/06/23	2009/06/30
15535	UBS AG – China Unicom European Warrants Jun 2009	2009/06/23	2009/06/30
15536	UBS AG – Foxconn European Warrants Jun 2009	2009/06/23	2009/06/30
15537	UBS AG – Shui On Land European Warrants Jun 2009	2009/06/23	2009/06/30
15542	Deutsche Bank AG – HSI European Warrants Jun 2009 A	2009/06/23	2009/06/30
15546	Deutsche Bank AG – HSI European Put Warrants Jun 2009 B	2009/06/23	2009/06/30
15601	UBS AG – Ping An European Warrants Jun 2009 C	2009/06/23	2009/06/30
15605	UBS AG – Ping An European Put Warrants Jun 2009 E	2009/06/23	2009/06/30
15576	Deutsche Bank AG – HSI European Warrants Jun 2009 C	2009/06/23	2009/06/30
15579	Deutsche Bank AG – HSI European Put Warrants Jun 2009 D	2009/06/23	2009/06/30
15638	Deutsche Bank AG – HSI European Warrants Jun 2009 E	2009/06/23	2009/06/30

## List of expired derivative warrants, 2009 (continued)

Code	Warrant	Last trading date	Delisted date
15639	Deutsche Bank AG – HSI European Warrants Jun 2009 F	2009/06/23	2009/06/30
15646	Macquarie Bank Ltd. – CNOOC European Warrants Jun 2009 B	2009/06/23	2009/06/30
15648	KBC Fin Products Int'l Ltd. – HSI European Wts Jun 2009 A	2009/06/23	2009/06/30
15659	BOCI Asia Ltd. – HSI European Warrants Jun 2009 B	2009/06/23	2009/06/30
15661	BOCI Asia Ltd. – China Mobile European Warrants Jun 2009	2009/06/23	2009/06/30
15672	Macquarie Bank Ltd. – Henderson Land Dev Euro Wts Jun 2009	2009/06/23	2009/06/30
15676	SGA Societe Generale Acceptance N.V. – CTel Eu Wt Jun 2009 C	2009/06/23	2009/06/30
15694	Deutsche Bank AG – HSI European Warrants Jun 2009 G	2009/06/23	2009/06/30
15698	Deutsche Bank AG – HSI European Put Warrants Jun 2009 H	2009/06/23	2009/06/30
15749	Macquarie Bank Ltd. – China Life European Wts Jun 2009	2009/06/23	2009/06/30
15757	BNP Paribas Arbit Issu B.V. – HSI Euro Put Wts Jun 2009 B	2009/06/23	2009/06/30
15772	KBC Fin Products Int'l Ltd. – HSI European Wts Jun 2009 C	2009/06/23	2009/06/30
15771	KBC Fin Products Int'l Ltd. – HSI European Wts Jun 2009 B	2009/06/23	2009/06/30
15811	BNP Paribas Arbit Issu B.V. – HSI European Wts Jun 2009 D	2009/06/23	2009/06/30
15812	BNP Paribas Arbit Issu B.V. – HSI European Wts Jun 2009 E	2009/06/23	2009/06/30
15831	Barclays Bank plc – HSI European Warrants Jun 2009 A	2009/06/23	2009/06/30
15837	Macquarie Bank Ltd. – China Tel European Warrants Jun 2009	2009/06/23	2009/06/30
15850	Barclays Bank plc – CC Bank European Warrants Jun 2009	2009/06/23	2009/06/30
15864	Barclays Bank plc – China Life European Warrants Jun 2009	2009/06/23	2009/06/30
15946	BNP Paribas Arbit Issu B.V. – HSI European Wts Jun 2009 F	2009/06/23	2009/06/30
15952	Barclays Bank plc – HSI European Put Warrants Jun 2009	2009/06/23	2009/06/30
15964	SGA Societe Generale Acceptance N.V. – HSI Eur Wt Jun 2009 A	2009/06/23	2009/06/30
15965	SGA Societe Generale Acceptance N.V. – HSI Eur Wt Jun 2009 B	2009/06/23	2009/06/30
15968	SGA Societe Generale Acceptance N.V. – HSI Eu Put Wt Jun 09C	2009/06/23	2009/06/30
15969	SGA Societe Generale Acceptance N.V. – HSI Eu Put Wt Jun 09D	2009/06/23	2009/06/30
15970	SGA Societe Generale Acceptance N.V. – HSI Eu Put Wt Jun 09E	2009/06/23	2009/06/30
15993	ABN AMRO Bank N.V. – HSI European Warrants Jun 2009	2009/06/23	2009/06/30
15994	ABN AMRO Bank N.V. – HSI European Put Warrants Jun 2009	2009/06/23	2009/06/30
16071	KBC Fin Products Int'l Ltd. – HSI European Wts Jun 2009 D	2009/06/23	2009/06/30
16265	BNP Paribas Arbit Issu B.V. – HSI Euro Put Wts Jun 2009 G	2009/06/23	2009/06/30
16305	SGA Societe Generale Acceptance N.V. – CMB Euro Wts Jun 2009	2009/06/23	2009/06/30
16362	Barclays Bank plc – HSI European Warrants Jun 2009 B	2009/06/23	2009/06/30
04969	Macquarie Bank Ltd. – HSBC European Warrants Jun 2009 A	2009/06/24	2009/07/02
06601	ABN AMRO Bank N.V. – HSBC European Warrants Jun 2009 A	2009/06/24	2009/07/02
07683	CC Rabobank B.A. – China Tel European Warrants Jun 2009	2009/06/24	2009/07/02
02741	J P Morgan SP BV – Swire Pac A European Warrants Jun 2009	2009/06/24	2009/07/02
01992	Fortis Bank S.A./N.V. – Lenovo European Warrants Jun 2009	2009/06/24	2009/07/02
09282	Fortis Bank S.A./N.V. – China Railway European Wts Jun 2009	2009/06/24	2009/07/02
09283	Fortis Bank S.A./N.V. – Ch Ship Cont European Wts Jun 2009	2009/06/24	2009/07/02
02454	CC Rabobank B.A. – CC Bank European Put Warrants Jun 2009	2009/06/24	2009/07/02
03264	CC Rabobank B.A. – Hutchison European Warrants Jun 2009	2009/06/24	2009/07/02
13893	Deutsche Bank AG – HSBC European Warrants Jun 2009 A	2009/06/24	2009/07/02
14185	Deutsche Bank AG – China Mobile European Put Wts Jun 2009	2009/06/24	2009/07/02
14633	CC Rabobank B.A. – HKEx European Warrants Jun 2009	2009/06/24	2009/07/02
10838	ABN AMRO Bank N.V. – Silver European Warrants Jun 2009	2009/06/24	2009/07/02
10851	SGA Societe Generale Acceptance N.V. – AUD/USD Eur Wt Jun 09	2009/06/24	2009/07/02
01471	BNP Paribas Arbit Issu B.V. – HSBC European Wts Jul 2009 A	2009/06/25	2009/07/03
02082	KBC Fin Products Int'l Ltd. – HSBC European Wts Jul 2009 A	2009/06/25	2009/07/03
02774	BNP Paribas Arbit Issu B.V. – HSBC European Wts Jul 2009 B	2009/06/25	2009/07/03
09929	KBC Fin Products Int'l Ltd. – HSBC Euro Put Wts Jul 2009 C	2009/06/25	2009/07/03
14460	KBC Fin Products Int'l Ltd. – Ch Mobile Euro Wt Jul 2009	2009/06/25	2009/07/03
15220	SGA Societe Generale Acceptance N.V. – CK(H) Eu Wt Jul 2009	2009/06/25	2009/07/03
15446	KBC Fin Products Int'l Ltd. – HSBC Euro Put Wts Jul 2009 D	2009/06/25	2009/07/03
15438	KBC Fin Products Int'l Ltd. – China Life Eur Put Wt Jul 2009	2009/06/25	2009/07/03
15465	KBC Fin Products Int'l Ltd. – China Life Euro Wts Jul 2009 C	2009/06/25	2009/07/03
15554	KBC Fin Products Int'l Ltd. – CC Bank Euro Wts Jul 2009 A	2009/06/25	2009/07/03
15557	KBC Fin Products Int'l Ltd. – ICBC European Wts Jul 2009 A	2009/06/25	2009/07/03
15650	KBC Fin Products Int'l Ltd. – HSBC European Wts Jul 2009 F	2009/06/25	2009/07/03
15664	KBC Fin Products Int'l Ltd. – China Life Euro Wts Jul 2009 D	2009/06/25	2009/07/03
15928	ABN AMRO Bank N.V. – China Life European Warrants Jul 2009	2009/06/25	2009/07/03
16017	BNP Paribas Arbit Issu B.V. – HSBC European Wts Jul 2009 D	2009/06/25	2009/07/03
16037	KBC Fin Products Int'l Ltd. – ICBC European Wts Jul 2009 B	2009/06/25	2009/07/03
01996	Calyon Fin P (G) Ltd. – CC Bank European Warrants Jul 2009	2009/06/26	2009/07/06
15238	SGA Societe Generale Acceptance N.V. – CNOOC Eu Wt Jul 2009B	2009/06/26	2009/07/06
16022	KBC Fin Products Int'l Ltd. – CC Bank Euro Put Wts Jul 2009	2009/06/26	2009/07/06
01917	KBC Fin Products Int'l Ltd. – China Life Euro Wts Jul 2009 A	2009/06/29	2009/07/07
03884	Calyon Fin P (G) Ltd. – HSBC European Warrants Jul 2009	2009/06/29	2009/07/07
02394	SGA Societe Generale Acceptance N.V. – HSBC Eu Wt Jul 2009 A	2009/06/29	2009/07/07
09521	Standard Bank PLC – HSBC European Warrants Jul 2009	2009/06/29	2009/07/07
13427	UBS AG – Ch Molybdenum European Warrants Jul 2009	2009/06/29	2009/07/07
13888	Calyon Fin P (G) Ltd. – Sinopec Corp European Wts Jul 2009	2009/06/29	2009/07/07
13890	Calyon Fin P (G) Ltd. – PetroChina European Wts Jul 2009	2009/06/29	2009/07/07
14195	Goldman Sachs SP (Asia) – PetroChina European Wts Jul 2009 B	2009/06/29	2009/07/07
14320	Deutsche Bank AG – Cheung Kong European Warrants Jul 2009	2009/06/29	2009/07/07
14392	Merrill Lynch Int'l & Co. C.V. – HKEx Eur Put Wts Jul 2009 A	2009/06/29	2009/07/07
14717	Citigroup Global Mkt H Inc. – CNOOC European Wts Jul 2009	2009/06/29	2009/07/07
15669	BOCI Asia Ltd. – BOCL European Warrants Jul 2009	2009/06/29	2009/07/07
15674	SGA Societe Generale Acceptance N.V. – CLife Eu Wt Jul 2009A	2009/06/29	2009/07/07
15699	SGA Societe Generale Acceptance N.V. – CP&CC Eur Wt Jul 2009	2009/06/29	2009/07/07
15702	SGA Societe Generale Acceptance N.V. – ICBC Eu Wt Jul 2009	2009/06/29	2009/07/07
15816	SGA Societe Generale Acceptance N.V. – HSBC Eu Wt Jul 2009 C	2009/06/29	2009/07/07
16230	UBS AG – HSBC European Warrants Jul 2009	2009/06/29	2009/07/07
14816	ABN AMRO Bank N.V. – HKEx European Put Warrants Jul 2009	2009/06/30	2009/07/08
16062	KBC Fin Products Int'l Ltd. – China Tel Euro Wts Jul 2009	2009/06/30	2009/07/08
04417	KBC Fin Products Int'l Ltd. – HSBC European Wts Jul 2009 B	2009/07/02	2009/07/09
14942	J P Morgan SP BV – China COSCO European Warrants Jul 2009	2009/07/02	2009/07/09
15453	Merrill Lynch Int'l & Co. C.V. – HSBC Euro Wts Jul 2009	2009/07/02	2009/07/09

## List of expired derivative warrants, 2009 (continued)

Code	Warrant	Last trading date	Delisted date
16060	KBC Fin Products Int'l Ltd. – CC Bank Euro Wts Jul 2009 B	2009/07/02	2009/07/09
15760	BNP Paribas Arbit Issu B.V. – HSBC European Wts Jul 2009 C	2009/07/06	2009/07/13
03848	Deutsche Bank AG – HSBC European Warrants Jul 2009 B	2009/07/07	2009/07/14
02395	SGA Societe Generale Acceptance N.V. – HSBC Eu Wt Jul 2009 B	2009/07/07	2009/07/14
07059	Standard Bank PLC – Datang European Warrants Jul 2009	2009/07/07	2009/07/14
03645	Credit Suisse – HSBC European Warrants Jul 2009 B	2009/07/07	2009/07/14
13520	Citigroup Global Mkt H Inc. – China Shenhua Eur Wts Jul 2009	2009/07/07	2009/07/14
14280	Deutsche Bank AG – PetroChina European Put Wts Jul 2009 A	2009/07/07	2009/07/14
14312	UBS AG – HSBC European Put Warrants Jul 2009	2009/07/07	2009/07/14
14603	HK Bank – CNOOC European Warrants Jul 2009	2009/07/07	2009/07/14
14706	Deutsche Bank AG – HKEx European Put Warrants Jul 2009	2009/07/07	2009/07/14
14747	Deutsche Bank AG – HSBC European Put Warrants Jul 2009	2009/07/07	2009/07/14
15060	BNP Paribas Arbit Issu B.V. – China Life Euro Put Wts Jul 2009	2009/07/07	2009/07/14
15345	J P Morgan SP BV – China Mob European Wts Jul 2009	2009/07/07	2009/07/14
15372	Deutsche Bank AG – HSBC European Warrants Jul 2009 C	2009/07/07	2009/07/14
15385	BNP Paribas Arbit Issu B.V. – Ch Mobile Euro Wts Jul 2009	2009/07/07	2009/07/14
15424	SGA Societe Generale Acceptance N.V. – CNOOC Eu Put Wt Jul09	2009/07/07	2009/07/14
15748	Deutsche Bank AG – China Life European Put Wts Jul 2009	2009/07/07	2009/07/14
15794	SGA Societe Generale Acceptance N.V. – CRCC Eu Wt Jul 2009	2009/07/07	2009/07/14
15802	Credit Suisse – China Mobile European Warrants Jul 2009 A	2009/07/07	2009/07/14
15823	SGA Societe Generale Acceptance N.V. – HSBC Eu Put Wt Jul 09	2009/07/07	2009/07/14
15876	Merrill Lynch Int'l & Co. C.V.-CK(H) Euro Put Warrants Jul09	2009/07/07	2009/07/14
15904	Merrill Lynch Int'l & Co. C.V. – HS Bank Euro Wts Jul 2009	2009/07/07	2009/07/14
15907	Merrill Lynch Int'l & Co. C.V. –Hutchison Euro Put Wts Jul09	2009/07/07	2009/07/14
16003	Deutsche Bank AG – CC Bank European Warrants Jul 2009 A	2009/07/07	2009/07/14
16007	Deutsche Bank AG – CC Bank European Warrants Jul 2009 B	2009/07/07	2009/07/14
14805	Citigroup Global Mkt H Inc. – China Life Euro Wts Jul 2009	2009/07/08	2009/07/15
15434	KBC Fin Products Int'l Ltd. – China Life Euro Wts Jul 2009 B	2009/07/08	2009/07/15
16038	KBC Fin Products Int'l Ltd. – ICBC European Wts Jul 2009 C	2009/07/09	2009/07/16
16045	KBC Fin Products Int'l Ltd. – ICBC Euro Put Wts Jul 2009	2009/07/09	2009/07/16
14477	CC Rabobank B.A. – HSBC European Put Warrants Jul 2009	2009/07/10	2009/07/17
15523	HK Bank – CITIC Bank European Warrants Jul 2009	2009/07/10	2009/07/17
15527	HK Bank – CM Bank European Warrants Jul 2009	2009/07/10	2009/07/17
15528	HK Bank – Esprit European Warrants Jul 2009	2009/07/10	2009/07/17
14298	J P Morgan SP BV – Ch Mobile Euro Put Wts Jul 2009	2009/07/13	2009/07/20
14702	HK Bank – Jiangxi Copper European Warrants Jul 2009	2009/07/13	2009/07/20
05040	CC Rabobank B.A. – Maanshan Iron European Warrants Jul 2009	2009/07/14	2009/07/21
13063	UBS AG – A50 China European Warrants Jul 2009 A	2009/07/14	2009/07/21
13060	UBS AG – CM Bank European Warrants Jul 2009	2009/07/14	2009/07/21
13517	Citigroup Global Mkt H Inc. – CC Bank European Wts Jul 2009	2009/07/14	2009/07/21
13651	Merrill Lynch Int'l & Co. C.V. – PetroChina Eu Put Wt Jul 09	2009/07/14	2009/07/21
13979	UBS AG – A50 China European Put Warrants Jul 2009	2009/07/14	2009/07/21
13980	UBS AG – Shimao Ppt European Warrants Jul 2009	2009/07/14	2009/07/21
14049	Citigroup Global Mkt H Inc. – Datang Power Euro Wts Jul 2009	2009/07/14	2009/07/21
14373	Merrill Lynch Int'l & Co. C.V. – A50 China Eur Wt Jul 2009	2009/07/14	2009/07/21
14564	Citigroup Global Mkt H Inc. – Cheung Kong Euro Put Wt Jul 2009	2009/07/14	2009/07/21
14567	Citigroup Global Mkt H Inc. – Mengniu Dairy Euro Wt Jul 2009	2009/07/14	2009/07/21
14620	UBS AG – China Mobile European Warrants Jul 2009 A	2009/07/14	2009/07/21
14819	J P Morgan SP BV – Ch Comm Cons European Warrants Jul 2009	2009/07/14	2009/07/21
14893	KBC Fin Products Int'l Ltd. – PetroChina Euro Wts Jul 2009	2009/07/14	2009/07/21
15074	SGA Societe Generale Acceptance N.V. – CNOOC Eu Wt Jul 2009A	2009/07/14	2009/07/21
15084	UBS AG – Jiangxi Copper European Warrants Jul 2009 B	2009/07/14	2009/07/21
15112	BOCI Asia Ltd. – HSBC European Warrants Jul 2009	2009/07/14	2009/07/21
15126	UBS AG – China Mobile European Warrants Jul 2009 B	2009/07/14	2009/07/21
15281	SGA Societe Generale Acceptance N.V. – Ch Mob Eu Wt Jul 09 A	2009/07/14	2009/07/21
15335	Citigroup Global Mkt H Inc. – HS Bank European Wts Jul 2009	2009/07/14	2009/07/21
15369	Deutsche Bank AG – Cheung Kong European Put Wts Jul 2009 B	2009/07/14	2009/07/21
15431	Credit Suisse – China Life European Warrants Jul 2009	2009/07/14	2009/07/21
15509	UBS AG – CC Bank European Warrants Jul 2009 B	2009/07/14	2009/07/21
15560	KBC Fin Products Int'l Ltd. – HSBC Euro Put Wts Jul 2009 E	2009/07/14	2009/07/21
15745	Deutsche Bank AG – HSBC European Warrants Jul 2009 D	2009/07/14	2009/07/21
15902	Merrill Lynch Int'l & Co. C.V. – HKEx Euro Wts Jul 2009	2009/07/14	2009/07/21
15903	Merrill Lynch Int'l & Co. C.V. – Hutchison Euro Wts Jul 2009	2009/07/14	2009/07/21
15923	Deutsche Bank AG – A50 China European Warrants Jul 2009	2009/07/14	2009/07/21
16015	BNP Paribas Arbit Issu B.V. – China Life Euro Wts Jul 2009	2009/07/14	2009/07/21
16122	SGA Societe Generale Acceptance N.V. – Ch Mob Eu Wt Jul 09 B	2009/07/14	2009/07/21
16171	SGA Societe Generale Acceptance N.V. – A50 Ch Eu Wt Jul 2009	2009/07/14	2009/07/21
16176	KBC Fin Products Int'l Ltd. – ICBC European Wts Jul 2009 D	2009/07/14	2009/07/21
16187	KBC Fin Products Int'l Ltd. – Sinopec Euro Wts Jul 2009	2009/07/15	2009/07/22
14015	BOCI Asia Ltd. – Foxconn European Warrants Jul 2009	2009/07/16	2009/07/23
14585	Merrill Lynch Int'l & Co. C.V. – CNOOC European Wts Jul 2009	2009/07/16	2009/07/23
15087	Deutsche Bank AG – Cheung Kong European Put Wts Jul 2009 A	2009/07/16	2009/07/23
15081	UBS AG – HKEx European Warrants Jul 2009 A	2009/07/16	2009/07/23
15779	Deutsche Bank AG – CC Bank European Put Warrants Jul 2009	2009/07/16	2009/07/23
03453	KBC Fin Products Int'l Ltd. – Hutchison Euro Wts Jul 2009	2009/07/17	2009/07/24
14931	Standard Bank PLC – A50 China European Warrants Jul 2009	2009/07/20	2009/07/27
05821	BNP Paribas Arbit Issu B.V. – CNOOC European Wts Jul 2009	2009/07/21	2009/07/28
03314	Credit Suisse – HSBC European Warrants Jul 2009 A	2009/07/21	2009/07/28
13499	Merrill Lynch Int'l & Co. C.V. – China Telecom Eur Wt Jul 09	2009/07/21	2009/07/28
13601	UBS AG – Cheung Kong European Warrants Jul 2009	2009/07/21	2009/07/28
14194	Goldman Sachs SP (Asia) – PetroChina European Wts Jul 2009 A	2009/07/21	2009/07/28
14406	Citigroup Global Mkt H Inc. – HKEx European Wts Jul 2009 A	2009/07/21	2009/07/28
14400	Citigroup Global Mkt H Inc. – Bank of EA Euro Wts Jul 2009	2009/07/21	2009/07/28
14518	UBS AG – Agile Ppt European Warrants Jul 2009	2009/07/21	2009/07/28
14570	Citigroup Global Mkt H Inc. – HSBC European Wts Jul 2009	2009/07/21	2009/07/28
14632	UBS AG – Jiangxi Copper European Warrants Jul 2009 A	2009/07/21	2009/07/28
14716	Citigroup Global Mkt H Inc. – China Tel Euro Wts Jul 2009	2009/07/21	2009/07/28



## List of expired derivative warrants, 2009 (continued)

Code	Warrant	Last trading date	Delisted date
14718	Citigroup Global Mkt H Inc. – HKEx European Wts Jul 2009 B	2009/07/21	2009/07/28
14929	Deutsche Bank AG – PetroChina European Warrants Jul 2009	2009/07/21	2009/07/28
14917	Citigroup Global Mkt H Inc. – Link REIT Euro Wts Jul 2009	2009/07/21	2009/07/28
15043	Deutsche Bank AG – CNOOC European Warrants Jul 2009	2009/07/21	2009/07/28
15089	Deutsche Bank AG – HKEx European Warrants Jul 2009	2009/07/21	2009/07/28
15246	UBS AG – BOC HK European Warrants Jul 2009	2009/07/21	2009/07/28
15261	UBS AG – CC Bank European Warrants Jul 2009 A	2009/07/21	2009/07/28
15264	UBS AG – China Mobile European Put Warrants Jul 2009	2009/07/21	2009/07/28
15273	UBS AG – PetroChina European Put Warrants Jul 2009	2009/07/21	2009/07/28
15470	Merrill Lynch Int'l & Co. C.V. – Ch Mobile Eu Put Wt Jul2009	2009/07/21	2009/07/28
15471	Merrill Lynch Int'l & Co. C.V. – HKEx Eur Put Wts Jul 2009 B	2009/07/21	2009/07/28
15511	UBS AG – ICBC European Warrants Jul 2009 A	2009/07/21	2009/07/28
15505	UBS AG – HKEx European Warrants Jul 2009 B	2009/07/21	2009/07/28
15534	UBS AG – China Overseas European Warrants Jul 2009	2009/07/21	2009/07/28
15568	J P Morgan SP BV – HS Bank European Warrants Jul 2009	2009/07/21	2009/07/28
15581	UBS AG – CC Bank European Warrants Jul 2009 C	2009/07/21	2009/07/28
15582	UBS AG – China Life European Warrants Jul 2009	2009/07/21	2009/07/28
15596	UBS AG – ICBC European Warrants Jul 2009 B	2009/07/21	2009/07/28
15603	UBS AG – A50 China European Warrants Jul 2009 B	2009/07/21	2009/07/28
15677	SGA Societe Generale Acceptance N.V. – CTel Eu Wt Jul 2009	2009/07/21	2009/07/28
15696	SGA Societe Generale Acceptance N.V. – CCB Eur Wt Jul 2009 A	2009/07/21	2009/07/28
15697	SGA Societe Generale Acceptance N.V. – CLife Eu Wt Jul 2009B	2009/07/21	2009/07/28
15725	Citigroup Global Mkt H Inc. – HSBC European Put Wts Jul 2009	2009/07/21	2009/07/28
15744	Deutsche Bank AG – China Life European Warrants Jul 2009 A	2009/07/21	2009/07/28
15887	Credit Suisse – China Mobile European Warrants Jul 2009 B	2009/07/21	2009/07/28
15892	Deutsche Bank AG – China Life European Warrants Jul 2009 B	2009/07/21	2009/07/28
15957	Deutsche Bank AG – ICBC European Warrants Jul 2009	2009/07/21	2009/07/28
15976	Credit Suisse – China Mobile European Put Warrants Jul 2009	2009/07/21	2009/07/28
16006	Deutsche Bank AG – PetroChina European Put Wts Jul 2009 C	2009/07/21	2009/07/28
16008	Deutsche Bank AG – CC Bank European Warrants Jul 2009 C	2009/07/21	2009/07/28
16149	ABN AMRO Bank N.V. – CC Bank European Warrants Jul 2009	2009/07/21	2009/07/28
16169	SGA Societe Generale Acceptance N.V. – CCB Eur Wt Jul 2009 B	2009/07/21	2009/07/28
16205	Credit Suisse – ICBC European Warrants Jul 2009	2009/07/21	2009/07/28
16213	Deutsche Bank AG – China Life European Warrants Jul 2009 C	2009/07/21	2009/07/28
01330	J P Morgan SP BV – Kerry Ppt European Warrants Jul 2009	2009/07/22	2009/07/29
14486	Fortis Bank S.A./N.V. – Alibaba European Warrants Jul 2009	2009/07/22	2009/07/29
14888	J P Morgan SP BV – Cathay Pac European Warrants Jul 2009	2009/07/22	2009/07/29
15468	Deutsche Bank AG – PetroChina European Put Wts Jul 2009 B	2009/07/22	2009/07/29
01582	Deutsche Bank AG – HSBC European Warrants Jul 2009 A	2009/07/23	2009/07/30
14707	Macquarie Bank Ltd. – Angang Steel European Wts Jul 2009	2009/07/23	2009/07/30
15351	CC Rabobank B.A. – A50 China European Put Warrants Jul 2009	2009/07/23	2009/07/30
07051	Macquarie Bank Ltd. – Huaneng Power European Wts Jul 2009	2009/07/24	2009/07/31
13769	CC Rabobank B.A. – Sinopec Corp European Put Wts Jul 2009	2009/07/24	2009/07/31
13898	J P Morgan SP BV – China Coal European Warrants Jul 2009	2009/07/24	2009/07/31
13901	J P Morgan SP BV – Yanzhou Coal European Warrants Jul 2009 A	2009/07/24	2009/07/31
14301	J P Morgan SP BV – New World Dev European Warrants Jul 2009	2009/07/24	2009/07/31
14358	Macquarie Bank Ltd. – Ch Molybdenum European Wts Jul 2009	2009/07/24	2009/07/31
14418	Macquarie Bank Ltd. – HK Gas European Warrants Jul 2009	2009/07/24	2009/07/31
14812	J P Morgan SP BV – HKEx European Warrants Jul 2009	2009/07/24	2009/07/31
14890	J P Morgan SP BV – Yanzhou Coal European Warrants Jul 2009 B	2009/07/24	2009/07/31
14911	Macquarie Bank Ltd. – Shimao Ppt European Warrants Jul 2009	2009/07/24	2009/07/31
15052	Macquarie Bank Ltd. – BankComm European Put Wts Jul 2009	2009/07/24	2009/07/31
15108	Goldman Sachs SP (Asia) – CM Bank European Wts Jul 2009	2009/07/24	2009/07/31
15138	CC Rabobank B.A. – HKEx European Put Warrants Jul 2009	2009/07/24	2009/07/31
15256	CC Rabobank B.A. – Hutchison European Warrants Jul 2009 A	2009/07/24	2009/07/31
15257	CC Rabobank B.A. – MTRC European Warrants Jul 2009 A	2009/07/24	2009/07/31
15519	Goldman Sachs SP (Asia) – CC Bank European Wts Jul 2009	2009/07/24	2009/07/31
15642	Macquarie Bank Ltd. – ICBC European Warrants Jul 2009 A	2009/07/24	2009/07/31
15645	Macquarie Bank Ltd. – CM Bank European Warrants Jul 2009 A	2009/07/24	2009/07/31
15729	CC Rabobank B.A. – Hutchison European Warrants Jul 2009 B	2009/07/24	2009/07/31
15731	CC Rabobank B.A. – MTRC European Warrants Jul 2009 B	2009/07/24	2009/07/31
15756	ABN AMRO Bank N.V. – HSBC European Put Warrants Jul 2009	2009/07/24	2009/07/31
15820	SGA Societe Generale Acceptance N.V. – Petch Eu Put Wt Jul09	2009/07/24	2009/07/31
15826	BNP Paribas Arbit Issu B.V. – HSI European Wts Jul 2009 A	2009/07/24	2009/07/31
15830	BNP Paribas Arbit Issu B.V. – HSI Euro Put Wts Jul 2009 C	2009/07/24	2009/07/31
15841	BNP Paribas Arbit Issu B.V. – HSI European Wts Jul 2009 B	2009/07/24	2009/07/31
15844	BNP Paribas Arbit Issu B.V. – HSI Euro Put Wts Jul 2009 D	2009/07/24	2009/07/31
15922	BNP Paribas Arbit Issu B.V. – HSI Euro Put Wts Jul 2009 G	2009/07/24	2009/07/31
15917	BNP Paribas Arbit Issu B.V. – HSI European Wts Jul 2009 E	2009/07/24	2009/07/31
15921	BNP Paribas Arbit Issu B.V. – HSI Euro Put Wts Jul 2009 F	2009/07/24	2009/07/31
15936	Deutsche Bank AG – HSI European Put Warrants Jul 2009 E	2009/07/24	2009/07/31
15937	Deutsche Bank AG – HSI European Put Warrants Jul 2009 F	2009/07/24	2009/07/31
15932	Deutsche Bank AG – HSI European Warrants Jul 2009 A	2009/07/24	2009/07/31
15933	Deutsche Bank AG – HSI European Warrants Jul 2009 B	2009/07/24	2009/07/31
15934	Deutsche Bank AG – HSI European Warrants Jul 2009 C	2009/07/24	2009/07/31
15935	Deutsche Bank AG – HSI European Put Warrants Jul 2009 D	2009/07/24	2009/07/31
15978	BNP Paribas Arbit Issu B.V. – HSI European Wts Jul 2009 H	2009/07/24	2009/07/31
15998	Deutsche Bank AG – HSI European Put Warrants Jul 2009 G	2009/07/24	2009/07/31
16072	KBC Fin Products Int'l Ltd. – HSI European Wts Jul 2009 A	2009/07/24	2009/07/31
16073	KBC Fin Products Int'l Ltd. – HSI European Wts Jul 2009 B	2009/07/24	2009/07/31
16074	KBC Fin Products Int'l Ltd. – HSI European Wts Jul 2009 C	2009/07/24	2009/07/31
16078	KBC Fin Products Int'l Ltd. – HSI Euro Put Wts Jul 2009 D	2009/07/24	2009/07/31
16079	KBC Fin Products Int'l Ltd. – HSI Euro Put Wts Jul 2009 E	2009/07/24	2009/07/31
16080	KBC Fin Products Int'l Ltd. – HSI Euro Put Wts Jul 2009 F	2009/07/24	2009/07/31
16081	KBC Fin Products Int'l Ltd. – HSI Euro Put Wts Jul 2009 G	2009/07/24	2009/07/31
16082	KBC Fin Products Int'l Ltd. – HSI Euro Put Wts Jul 2009 H	2009/07/24	2009/07/31
16095	SGA Societe Generale Acceptance N.V. – HSCEI Eu Wt Jul 2009A	2009/07/24	2009/07/31

## List of expired derivative warrants, 2009 (continued)

Code	Warrant	Last trading date	Delisted date
16096	SGA Societe Generale Acceptance N.V. – HSCEI Eu Wt Jul 2009B	2009/07/24	2009/07/31
16099	SGA Societe Generale Acceptance N.V. -HSCEI Eu Put Wt Jul09C	2009/07/24	2009/07/31
16100	SGA Societe Generale Acceptance N.V. -HSCEI Eu Put Wt Jul09D	2009/07/24	2009/07/31
16117	SGA Societe Generale Acceptance N.V. – HSI Eu Put Wt Jul 09C	2009/07/24	2009/07/31
16115	CC Rabobank B.A. – Ch Comm Cons European Warrants Jul 2009	2009/07/24	2009/07/31
16118	CC Rabobank B.A. – Ch Railway Cons European Wts Jul 2009	2009/07/24	2009/07/31
16113	SGA Societe Generale Acceptance N.V. – HSI Eur Wt Jul 2009 A	2009/07/24	2009/07/31
16114	SGA Societe Generale Acceptance N.V. – HSI Eur Wt Jul 2009 B	2009/07/24	2009/07/31
16133	Macquarie Bank Ltd. – CC Bank European Warrants Jul 2009	2009/07/24	2009/07/31
16134	Macquarie Bank Ltd. – CM Bank European Warrants Jul 2009 B	2009/07/24	2009/07/31
16140	Macquarie Bank Ltd. – ICBC European Warrants Jul 2009 B	2009/07/24	2009/07/31
16150	SGA Societe Generale Acceptance N.V. – HSI Eur Wt Jul 2009 D	2009/07/24	2009/07/31
16151	SGA Societe Generale Acceptance N.V. – HSI Eur Wt Jul 2009 E	2009/07/24	2009/07/31
16154	SGA Societe Generale Acceptance N.V. – HSI Eu Put Wt Jul 09F	2009/07/24	2009/07/31
16157	SGA Societe Generale Acceptance N.V. – HSI Eu Put Wt Jul 09I	2009/07/24	2009/07/31
16155	SGA Societe Generale Acceptance N.V. – HSI Eu Put Wt Jul 09G	2009/07/24	2009/07/31
16156	SGA Societe Generale Acceptance N.V. – HSI Eu Put Wt Jul 09H	2009/07/24	2009/07/31
16181	SGA Societe Generale Acceptance N.V. – HSI Eu Put Wt Jul 09J	2009/07/24	2009/07/31
16190	CC Rabobank B.A. – HSBC European Warrants Jul 2009	2009/07/24	2009/07/31
16217	Goldman Sachs SP (Asia) – BOCL European Warrants Jul 2009	2009/07/24	2009/07/31
16291	ABN AMRO Bank N.V. – HSI European Warrants Jul 2009	2009/07/24	2009/07/31
16366	Barclays Bank plc – HSI European Put Warrants Jul 2009	2009/07/24	2009/07/31
16403	Deutsche Bank AG – HSI European Put Warrants Jul 2009 H	2009/07/24	2009/07/31
16404	Deutsche Bank AG – HSI European Put Warrants Jul 2009 I	2009/07/24	2009/07/31
16668	ABN AMRO Bank N.V. – HSI European Put Warrants Jul 2009	2009/07/24	2009/07/31
03949	BNP Paribas Arbit Issu B.V. – HSBC European Wts Aug 2009 A	2009/07/28	2009/08/04
03978	Standard Bank PLC – China Tel European Warrants Aug 2009	2009/07/28	2009/08/04
02608	SGA Societe Generale Acceptance N.V. – CTel Eur Wts Aug 09 A	2009/07/28	2009/08/04
02629	BNP Paribas Arbit Issu B.V. – China Life Euro Wts Aug 2009 A	2009/07/28	2009/08/04
13041	J P Morgan SP BV – PetroChina European Warrants Aug 2009	2009/07/28	2009/08/04
13518	Citigroup Global Mkt H Inc. – China Tel Euro Wts Aug 2009	2009/07/28	2009/08/04
13566	BNP Paribas Arbit Issu B.V. – Tencent European Wts Aug 2009	2009/07/28	2009/08/04
14083	KBC Fin Products Int'l Ltd. – Ch Mobile Eu Put Wt Aug 2009 A	2009/07/28	2009/08/04
14618	Merrill Lynch Int'l & Co. C.V. – Ch Mobile Eur Put Wt Aug09B	2009/07/28	2009/08/04
14860	Deutsche Bank AG – China Mobile European Put Wts Aug 2009 A	2009/07/28	2009/08/04
15164	ABN AMRO Bank N.V. – PetroChina European Warrants Aug 2009	2009/07/28	2009/08/04
15229	BNP Paribas Arbit Issu B.V. – Ch Mobile Eu Put Wt Aug 2009 A	2009/07/28	2009/08/04
15388	KBC Fin Products Int'l Ltd. – HSBC European Wts Aug 2009	2009/07/28	2009/08/04
15467	Deutsche Bank AG – CNOOC European Put Warrants Aug 2009	2009/07/28	2009/08/04
15484	KBC Fin Products Int'l Ltd. – PetroChina Eur Put Wt Aug 2009	2009/07/28	2009/08/04
15656	Merrill Lynch Int'l & Co. C.V. – HSBC Euro Put Wt Aug 2009 B	2009/07/28	2009/08/04
15695	SGA Societe Generale Acceptance N.V. – BOCL Eu Wt Aug 2009 A	2009/07/28	2009/08/04
15832	BNP Paribas Arbit Issu B.V. – China Life Euro Wts Aug 2009 C	2009/07/28	2009/08/04
15895	Deutsche Bank AG – China Life European Put Wts Aug 2009 A	2009/07/28	2009/08/04
15985	Deutsche Bank AG – Hutchison European Warrants Aug 2009	2009/07/28	2009/08/04
16042	KBC Fin Products Int'l Ltd. – China Life Eur Put Wt Aug 09 A	2009/07/28	2009/08/04
16039	KBC Fin Products Int'l Ltd. – ICBC European Wts Aug 2009	2009/07/28	2009/08/04
16046	KBC Fin Products Int'l Ltd. – ICBC Euro Put Wts Aug 2009 A	2009/07/28	2009/08/04
16047	BNP Paribas Arbit Issu B.V. – A50 China Euro Wts Aug 2009 B	2009/07/28	2009/08/04
16061	KBC Fin Products Int'l Ltd. – CC Bank Euro Wts Aug 2009 A	2009/07/28	2009/08/04
16130	SGA Societe Generale Acceptance N.V. – ICBC Eu Wt Aug 2009 A	2009/07/28	2009/08/04
16163	SGA Societe Generale Acceptance N.V. – BOCL Eu Wt Aug 2009 B	2009/07/28	2009/08/04
16182	SGA Societe Generale Acceptance N.V. – CLife Eu Wt Aug 2009C	2009/07/28	2009/08/04
16197	SGA Societe Generale Acceptance N.V. – HSBC Eu Wt Aug 2009 A	2009/07/28	2009/08/04
16201	Credit Suisse – BOCL European Warrants Aug 2009	2009/07/28	2009/08/04
16228	KBC Fin Products Int'l Ltd. – CC Bank Euro Wts Aug 2009 B	2009/07/28	2009/08/04
16229	KBC Fin Products Int'l Ltd. – Sinopec Euro Wts Aug 2009	2009/07/28	2009/08/04
16237	SGA Societe Generale Acceptance N.V. – HSBC Eu Wt Aug 2009 B	2009/07/28	2009/08/04
16595	BNP Paribas Arbit Issu B.V. – ICBC European Wts Aug 2009	2009/07/28	2009/08/04
15376	SGA Societe Generale Acceptance N.V. – CCB Eur Wt Aug 2009	2009/07/29	2009/08/05
15378	SGA Societe Generale Acceptance N.V. – CP&CC Eur Wt Aug 2009	2009/07/29	2009/08/05
15703	SGA Societe Generale Acceptance N.V. – Petch Eu Wt Aug 2009	2009/07/29	2009/08/05
15237	HK Bank – Ch Ship Cont European Warrants Aug 2009	2009/07/30	2009/08/06
02464	Credit Suisse – PetroChina European Warrants Aug 2009 A	2009/08/03	2009/08/10
02762	Credit Suisse – China Life European Warrants Aug 2009 A	2009/08/04	2009/08/11
13430	UBS AG – Nine Dragons European Warrants Aug 2009	2009/08/04	2009/08/11
14379	Merrill Lynch Int'l & Co. C.V. – Ch Mobile Eur Wt Aug 2009	2009/08/04	2009/08/11
14525	UBS AG – China Mobile European Warrants Aug 2009	2009/08/04	2009/08/11
14630	UBS AG – CNOOC European Warrants Aug 2009	2009/08/04	2009/08/11
14730	BNP Paribas Arbit Issu B.V. – PetroCh Euro Wts Aug 2009	2009/08/04	2009/08/11
14955	Deutsche Bank AG – China Mobile European Put Wts Aug 2009 B	2009/08/04	2009/08/11
15401	J P Morgan SP BV – Cheung Kong European Warrants Aug 2009	2009/08/04	2009/08/11
15441	BNP Paribas Arbit Issu B.V. – HKEx European Wts Aug 2009	2009/08/04	2009/08/11
15665	KBC Fin Products Int'l Ltd. – Ch Mobile Euro Wt Aug 2009 C	2009/08/04	2009/08/11
15700	SGA Societe Generale Acceptance N.V. – CNOOC Eu Wt Aug 2009	2009/08/04	2009/08/11
15824	SGA Societe Generale Acceptance N.V. – HWL Eur Wt Aug 2009 A	2009/08/04	2009/08/11
15939	SGA Societe Generale Acceptance N.V. – HKEx Eu Wt Aug 2009	2009/08/04	2009/08/11
16016	BNP Paribas Arbit Issu B.V. – China Life Eu Put Wts Aug 2009	2009/08/04	2009/08/11
16123	SGA Societe Generale Acceptance N.V. – Ch Mob Eu Wt Aug 09 A	2009/08/04	2009/08/11
16175	KBC Fin Products Int'l Ltd. – BOCL Euro Put Wts Aug 2009	2009/08/04	2009/08/11
16207	KBC Fin Products Int'l Ltd. – ICBC Euro Put Wts Aug 2009 B	2009/08/04	2009/08/11
16268	Deutsche Bank AG – ICBC European Warrants Aug 2009	2009/08/04	2009/08/11
16269	Deutsche Bank AG – BOCL European Warrants Aug 2009 B	2009/08/04	2009/08/11
14213	J P Morgan SP BV – Agile Ppt European Wts Aug 2009	2009/08/05	2009/08/12
13960	BOCI Asia Ltd. – China Mobile European Warrants Aug 2009 B	2009/08/06	2009/08/13
15004	KBC Fin Products Int'l Ltd. – HSBC Euro Put Wts Aug 2009	2009/08/10	2009/08/17
15492	HK Bank – China Shenhua European Warrants Aug 2009	2009/08/10	2009/08/17

## List of expired derivative warrants, 2009 (continued)

Code	Warrant	Last trading date	Delisted date
16247	HK Bank – CC Bank European Put Warrants Aug 2009	2009/08/10	2009/08/17
16248	HK Bank – ICBC European Put Warrants Aug 2009	2009/08/10	2009/08/17
10860	SGA Societe Generale Acceptance N.V. – AUD/USD Eur Wt Aug 09	2009/08/10	2009/08/17
10864	SGA Societe Generale Acceptance N.V.-AUD/USD Eu Put Wt Aug09	2009/08/10	2009/08/17
10863	SGA Societe Generale Acceptance N.V. – EUR/USD Eu Wt Aug2009	2009/08/10	2009/08/17
10867	SGA Societe Generale Acceptance N.V.-EUR/USD Eu Put Wt Aug09	2009/08/10	2009/08/17
10866	SGA Societe Generale Acceptance N.V. – USD/YEN Eu Wt Aug2009	2009/08/10	2009/08/17
10870	SGA Societe Generale Acceptance N.V.-USD/YEN Eu Put Wt Aug09	2009/08/10	2009/08/17
05518	CC Rabobank B.A. – Sinopec Corp European Warrants Aug 2009	2009/08/11	2009/08/18
09308	UBS AG – Sh Petrochem European Warrants Aug 2009	2009/08/11	2009/08/18
14404	Citigroup Global Mkt H Inc. – CITIC Pacific Eu Wt Aug 2009	2009/08/11	2009/08/18
14572	Citigroup Global Mkt H Inc. – Shimao Ppt Euro Wts Aug 2009	2009/08/11	2009/08/18
14919	HK Bank – Ch Railway Cons European Warrants Aug 2009	2009/08/11	2009/08/18
15001	Credit Suisse – CNOOC European Warrants Aug 2009	2009/08/11	2009/08/18
15003	Credit Suisse – PetroChina European Warrants Aug 2009 B	2009/08/11	2009/08/18
15133	BNP Paribas Arbit Issu B.V. – China Life Euro Wts Aug 2009 B	2009/08/11	2009/08/18
15149	Citigroup Global Mkt H Inc. – CNOOC European Wts Aug 2009	2009/08/11	2009/08/18
15223	UBS AG – Cheung Kong European Warrants Aug 2009	2009/08/11	2009/08/18
15336	Citigroup Global Mkt H Inc. – Hutchison Euro Wts Aug 2009	2009/08/11	2009/08/18
15454	Merrill Lynch Int'l & Co. C.V. – A50 China Eur Wt Aug 2009	2009/08/11	2009/08/18
15680	SGA Societe Generale Acceptance N.V. – A50 Ch Eu Wt Aug 09 A	2009/08/11	2009/08/18
15776	Merrill Lynch Int'l & Co. C.V. – Ch Life Eur Put Wt Aug 2009	2009/08/11	2009/08/18
15893	Deutsche Bank AG – China Life European Warrants Aug 2009 C	2009/08/11	2009/08/18
15956	Deutsche Bank AG – CC Bank European Put Warrants Aug 2009	2009/08/11	2009/08/18
15984	Deutsche Bank AG – China Telecom European Wts Aug 2009	2009/08/11	2009/08/18
16167	ABN AMRO Bank N.V. – China Mobile European Wts Aug 2009	2009/08/11	2009/08/18
16202	Credit Suisse – China Life European Warrants Aug 2009 B	2009/08/11	2009/08/18
16216	Deutsche Bank AG – A50 China European Warrants Aug 2009	2009/08/11	2009/08/18
16218	SGA Societe Generale Acceptance N.V. – Ch Mob Eu Wt Aug 09 B	2009/08/11	2009/08/18
16243	Deutsche Bank AG – China Life European Warrants Aug 2009 D	2009/08/11	2009/08/18
16270	Deutsche Bank AG – CC Bank European Warrants Aug 2009	2009/08/11	2009/08/18
16280	Deutsche Bank AG – BOCL European Put Warrants Aug 2009	2009/08/11	2009/08/18
14918	HK Bank – Angang Steel European Warrants Aug 2009	2009/08/12	2009/08/19
14997	J P Morgan SP BV – Angang Steel European Warrants Aug 2009	2009/08/12	2009/08/19
16023	KBC Fin Products Int'l Ltd. – Ch Mobile Euro Wt Aug 2009 D	2009/08/12	2009/08/19
16043	KBC Fin Products Int'l Ltd. – China Life Eur Put Wt Aug 09 B	2009/08/12	2009/08/19
16065	KBC Fin Products Int'l Ltd. – CC Bank Euro Put Wts Aug 2009	2009/08/12	2009/08/19
16063	KBC Fin Products Int'l Ltd. – China Tel Euro Wts Aug 2009	2009/08/12	2009/08/19
16161	SGA Societe Generale Acceptance N.V. – ICBC Eu Wt Aug 2009 B	2009/08/12	2009/08/19
16234	SGA Societe Generale Acceptance N.V. – CMB Euro Wts Aug 2009	2009/08/12	2009/08/19
13732	BOCI Asia Ltd. – China Mobile European Put Warrants Aug 2009	2009/08/13	2009/08/20
03363	CC Rabobank B.A. – China Tel European Warrants Aug 2009	2009/08/14	2009/08/21
15859	HK Bank – Sinopec Corp European Warrants Aug 2009	2009/08/14	2009/08/21
16188	KBC Fin Products Int'l Ltd. – A50 Ch Euro Wts Aug 2009	2009/08/14	2009/08/21
16289	SGA Societe Generale Acceptance N.V. – BOCL Eu Wt Aug 2009 C	2009/08/14	2009/08/21
14391	Merrill Lynch Int'l & Co. C.V. – HSBC Euro Put Wt Aug 2009 A	2009/08/17	2009/08/24
14388	Merrill Lynch Int'l & Co. C.V. – Ch Mobile Eu Put Wt Aug 09A	2009/08/17	2009/08/24
15122	BOCI Asia Ltd. – BankComm European Warrants Aug 2009	2009/08/17	2009/08/24
13367	Merrill Lynch Int'l & Co. C.V. – Ch Shenhua Eur Wts Aug 2009	2009/08/18	2009/08/25
14051	Citigroup Global Mkt H Inc. – HKEx European Put Wts Aug 2009	2009/08/18	2009/08/25
14274	HK Bank – Foxconn European Warrants Aug 2009	2009/08/18	2009/08/25
14441	Goldman Sachs SP (Asia) – Sinopec Corp European Wts Aug 2009	2009/08/18	2009/08/25
14665	UBS AG – Angang Steel European Warrants Aug 2009	2009/08/18	2009/08/25
14666	UBS AG – China Coal European Warrants Aug 2009	2009/08/18	2009/08/25
14669	UBS AG – China National Building European Warrants Aug 2009	2009/08/18	2009/08/25
14802	Citigroup Global Mkt H Inc. – BOC HK European Wts Aug 2009	2009/08/18	2009/08/25
14806	Citigroup Global Mkt H Inc. – CLP European Warrants Aug 2009	2009/08/18	2009/08/25
14927	Citigroup Global Mkt H Inc. – Wharf European Wts Aug 2009	2009/08/18	2009/08/25
15340	Citigroup Global Mkt H Inc. – Swire Pacific A Eur Wt Aug2009	2009/08/18	2009/08/25
15691	J P Morgan SP BV – A50 China European Warrants Aug 2009 C	2009/08/18	2009/08/25
15775	Merrill Lynch Int'l & Co. C.V. – A50 China Eu Put Wt Aug2009	2009/08/18	2009/08/25
15839	SGA Societe Generale Acceptance N.V. – CLife Eu Wt Aug 2009B	2009/08/18	2009/08/25
15959	Deutsche Bank AG – ICBC European Put Warrants Aug 2009	2009/08/18	2009/08/25
15996	Deutsche Bank AG – Ch Railway Cons European Wts Aug 2009	2009/08/18	2009/08/25
16160	SGA Societe Generale Acceptance N.V. – CTEL Eu Wt Aug 2009 B	2009/08/18	2009/08/25
16199	SGA Societe Generale Acceptance N.V. – ICBC Eu Wt Aug 2009 C	2009/08/18	2009/08/25
16221	BNP Paribas Arbit Issu B.V. – CC Bank Euro Wts Aug 2009	2009/08/18	2009/08/25
16377	KBC Fin Products Int'l Ltd. – Hutchison Euro Wts Aug 2009	2009/08/18	2009/08/25
03305	KBC Fin Products Int'l Ltd. – China Life Euro Wts Aug 2009	2009/08/19	2009/08/26
14158	Merrill Lynch Int'l & Co. C.V. – BankComm Euro Wts Aug 2009	2009/08/19	2009/08/26
15135	BNP Paribas Arbit Issu B.V. – HSBC European Wts Aug 2009 B	2009/08/19	2009/08/26
15609	BNP Paribas Arbit Issu B.V. – Ch Mobile Eu Put Wt Aug 2009 B	2009/08/19	2009/08/26
15803	Credit Suisse – HSBC European Wts Aug 2009	2009/08/19	2009/08/26
13728	BOCI Asia Ltd. – China Mobile European Warrants Aug 2009 A	2009/08/20	2009/08/27
13597	Fortis Bank S.A./N.V. – Tencent European Warrants Aug 2009	2009/08/21	2009/08/28
16141	Macquarie Bank Ltd. – A50 China European Warrants Aug 2009	2009/08/21	2009/08/28
01704	UBS AG – Sinopec Corp European Warrants Aug 2009	2009/08/24	2009/08/31
02186	UBS AG – BankComm European Warrants Aug 2009 A	2009/08/24	2009/08/31
05552	UBS AG – BankComm European Warrants Aug 2009 B	2009/08/24	2009/08/31
05553	UBS AG – BankComm European Warrants Aug 2009 C	2009/08/24	2009/08/31
01428	UBS AG – BankComm European Warrants Aug 2009 D	2009/08/24	2009/08/31
01909	Macquarie Bank Ltd. – ICBC European Warrants Aug 2009	2009/08/24	2009/08/31
01913	Macquarie Bank Ltd. – ICBC European Put Warrants Aug 2009	2009/08/24	2009/08/31
01481	Fortis Bank S.A./N.V. – China Railway European Wts Aug 2009	2009/08/24	2009/08/31
05074	Macquarie Bank Ltd. – HSBC European Warrants Aug 2009 A	2009/08/24	2009/08/31
05077	Macquarie Bank Ltd. – HSBC European Put Warrants Aug 2009 B	2009/08/24	2009/08/31
07471	Macquarie Bank Ltd. – HSBC European Warrants Aug 2009 C	2009/08/24	2009/08/31



## List of expired derivative warrants, 2009 (continued)

Code	Warrant	Last trading date	Delisted date
07495	Macquarie Bank Ltd. – HSBC European Put Warrants Aug 2009 D	2009/08/24	2009/08/31
02479	UBS AG – BankComm European Warrants Aug 2009 E	2009/08/24	2009/08/31
14360	Macquarie Bank Ltd. – Nine Dragons European Wts Aug 2009	2009/08/24	2009/08/31
14496	Fortis Bank S.A./N.V. – CHALCO European Warrants Aug 2009	2009/08/24	2009/08/31
14689	CC Rabobank B.A. – Ch Mobile European Put Wts Aug 2009	2009/08/24	2009/08/31
14822	J P Morgan SP BV – A50 China European Warrants Aug 2009 A	2009/08/24	2009/08/31
14823	J P Morgan SP BV – New World Dev European Warrants Aug 2009	2009/08/24	2009/08/31
14842	Macquarie Bank Ltd. – Ch Comm Cons European Wts Aug 2009	2009/08/24	2009/08/31
14877	Fortis Bank S.A./N.V. – Ch Comm Cons European Wts Aug 2009	2009/08/24	2009/08/31
14915	Citigroup Global Mkt H Inc. – HSBC European Wts Aug 2009	2009/08/24	2009/08/31
15252	CC Rabobank B.A. – CC Bank European Warrants Aug 2009	2009/08/24	2009/08/31
15349	CC Rabobank B.A. – ICBC European Warrants Aug 2009	2009/08/24	2009/08/31
15342	Macquarie Bank Ltd. – China Life European Wts Aug 2009	2009/08/24	2009/08/31
15346	J P Morgan SP BV – A50 China European Warrants Aug 2009 B	2009/08/24	2009/08/31
15352	ABN AMRO Bank N.V. – HSBC European Put Warrants Aug 2009	2009/08/24	2009/08/31
15358	Goldman Sachs SP (Asia) – China Life Euro Wts Aug 2009	2009/08/24	2009/08/31
15406	J P Morgan SP BV – HK Gas European Warrants Aug 2009	2009/08/24	2009/08/31
15486	Goldman Sachs SP (Asia) – A50 China Euro Put Wts Aug 2009	2009/08/24	2009/08/31
15556	KBC Fin Products Int'l Ltd. – Ch Mobile Eu Put Wt Aug 2009 B	2009/08/24	2009/08/31
15634	CC Rabobank B.A. – Hutchison European Warrants Aug 2009	2009/08/24	2009/08/31
15737	CC Rabobank B.A. – Ch Railway Cons European Wts Aug 2009	2009/08/24	2009/08/31
15783	Goldman Sachs SP (Asia) – CM Bank European Wts Aug 2009	2009/08/24	2009/08/31
15786	Deutsche Bank AG – China Mobile European Put Wts Aug 2009 C	2009/08/24	2009/08/31
15843	BNP Paribas Arbit Issu B.V. – A50 China Euro Wts Aug 2009 A	2009/08/24	2009/08/31
15918	BNP Paribas Arbit Issu B.V. – HSI European Wts Aug 2009 D	2009/08/24	2009/08/31
15924	Deutsche Bank AG – A50 China European Put Wts Aug 2009	2009/08/24	2009/08/31
15980	BNP Paribas Arbit Issu B.V. – HSI Euro Put Wts Aug 2009 A	2009/08/24	2009/08/31
15981	BNP Paribas Arbit Issu B.V. – HSI Euro Put Wts Aug 2009 B	2009/08/24	2009/08/31
15982	BNP Paribas Arbit Issu B.V. – HSI Euro Put Wts Aug 2009 C	2009/08/24	2009/08/31
16000	ABN AMRO Bank N.V. – A50 China European Put Wts Aug 2009	2009/08/24	2009/08/31
16075	KBC Fin Products Int'l Ltd. – HSI European Wts Aug 2009 A	2009/08/24	2009/08/31
16076	KBC Fin Products Int'l Ltd. – HSI European Wts Aug 2009 B	2009/08/24	2009/08/31
16083	KBC Fin Products Int'l Ltd. – HSI Euro Put Wts Aug 2009 C	2009/08/24	2009/08/31
16084	KBC Fin Products Int'l Ltd. – HSI Euro Put Wts Aug 2009 D	2009/08/24	2009/08/31
16085	KBC Fin Products Int'l Ltd. – HSI Euro Put Wts Aug 2009 E	2009/08/24	2009/08/31
16088	CC Rabobank B.A. – HSI European Warrants Aug 2009	2009/08/24	2009/08/31
16092	CC Rabobank B.A. – HSI European Put Warrants Aug 2009	2009/08/24	2009/08/31
16172	SGA Societe Generale Acceptance N.V. – A50 Ch Eu Wt Aug 09 B	2009/08/24	2009/08/31
16264	BNP Paribas Arbit Issu B.V. – HSI European Wts Aug 2009 E	2009/08/24	2009/08/31
16258	SGA Societe Generale Acceptance N.V. – HSCEI Eu Wt Aug 2009A	2009/08/24	2009/08/31
16259	SGA Societe Generale Acceptance N.V. – HSCEI Eu Wt Aug 2009B	2009/08/24	2009/08/31
16262	SGA Societe Generale Acceptance N.V. –HSCEI Eu Put Wt Aug09C	2009/08/24	2009/08/31
16263	SGA Societe Generale Acceptance N.V. –HSCEI Eu Put Wt Aug09D	2009/08/24	2009/08/31
16274	BNP Paribas Arbit Issu B.V. – HSCEI European Wts Aug 2009	2009/08/24	2009/08/31
16278	BNP Paribas Arbit Issu B.V. – HSCEI Euro Put Wts Aug 2009	2009/08/24	2009/08/31
16312	KBC Fin Products Int'l Ltd. – HSCEI Euro Wts Aug 2009 B	2009/08/24	2009/08/31
16311	KBC Fin Products Int'l Ltd. – HSCEI Euro Wts Aug 2009 A	2009/08/24	2009/08/31
16327	KBC Fin Products Int'l Ltd. – HSI European Wts Aug 2009 F	2009/08/24	2009/08/31
16328	KBC Fin Products Int'l Ltd. – HSI European Wts Aug 2009 G	2009/08/24	2009/08/31
16350	Goldman Sachs SP (Asia) – HSI European Warrants Aug 2009	2009/08/24	2009/08/31
16354	Goldman Sachs SP (Asia) – HSI European Put Wts Aug 2009	2009/08/24	2009/08/31
16360	BNP Paribas Arbit Issu B.V. – HSI Euro Put Wts Aug 2009 F	2009/08/24	2009/08/31
16370	SGA Societe Generale Acceptance N.V. – A50 Ch Eu Wt Aug 09 C	2009/08/24	2009/08/31
16382	BNP Paribas Arbit Issu B.V. – HSI European Wts Aug 2009 G	2009/08/24	2009/08/31
16392	SGA Societe Generale Acceptance N.V. – HSI Eur Wt Aug 2009 A	2009/08/24	2009/08/31
16393	SGA Societe Generale Acceptance N.V. – HSI Eur Wt Aug 2009 B	2009/08/24	2009/08/31
16394	SGA Societe Generale Acceptance N.V. – HSI Eur Wt Aug 2009 C	2009/08/24	2009/08/31
16395	SGA Societe Generale Acceptance N.V. – HSI Eur Wt Aug 2009 D	2009/08/24	2009/08/31
16396	SGA Societe Generale Acceptance N.V. – HSI Eu Put Wt Aug2009	2009/08/24	2009/08/31
16466	ABN AMRO Bank N.V. – HSI European Warrants Aug 2009	2009/08/24	2009/08/31
16474	Goldman Sachs SP (Asia) – A50 China European Wts Aug 2009	2009/08/24	2009/08/31
01841	ABN AMRO Bank N.V. – China Life European Warrants Aug 2009	2009/08/25	2009/09/01
07080	SGA Societe Generale Acceptance N.V. – CLife Eur Wt Aug 09A	2009/08/25	2009/09/01
14740	UBS AG – Cheung Kong European Put Warrants Aug 2009	2009/08/25	2009/09/01
15085	UBS AG – A50 China European Warrants Aug 2009 A	2009/08/25	2009/09/01
15503	UBS AG – A50 China European Warrants Aug 2009 C	2009/08/25	2009/09/01
15502	UBS AG – A50 China European Warrants Aug 2009 B	2009/08/25	2009/09/01
15497	UBS AG – A50 China European Put Warrants Aug 2009	2009/08/25	2009/09/01
15584	UBS AG – CM Bank European Warrants Aug 2009	2009/08/25	2009/09/01
15587	UBS AG – China Shenhua European Warrants Aug 2009	2009/08/25	2009/09/01
15602	UBS AG – SHK Ppt European Put Warrants Aug 2009	2009/08/25	2009/09/01
15577	UBS AG – BOCL European Warrants Aug 2009	2009/08/25	2009/09/01
15799	UBS AG – China Life European Put Warrants Aug 2009	2009/08/25	2009/09/01
15789	Merrill Lynch Int'l & Co. C.V. – HSBC Euro Wts Aug 2009	2009/08/25	2009/09/01
15800	UBS AG – CM Bank European Put Warrants Aug 2009	2009/08/25	2009/09/01
15896	Deutsche Bank AG – China Life European Put Wts Aug 2009 B	2009/08/25	2009/09/01
15953	Deutsche Bank AG – BOCL European Warrants Aug 2009 A	2009/08/25	2009/09/01
16127	SGA Societe Generale Acceptance N.V. – HWL Eur Wt Aug 2009 B	2009/08/25	2009/09/01
16170	SGA Societe Generale Acceptance N.V. – Datang Eu Wt Aug 2009	2009/08/25	2009/09/01
16236	SGA Societe Generale Acceptance N.V. – CLife Eu Wt Aug 2009D	2009/08/25	2009/09/01
16838	J P Morgan SP BV – China Life European Warrants Aug 2009	2009/08/25	2009/09/01
04894	KBC Fin Products Int'l Ltd. – China Tel Euro Wts Sep 2009 A	2009/08/26	2009/09/02
15389	KBC Fin Products Int'l Ltd. – HSBC European Wts Sep 2009 A	2009/08/26	2009/09/02
15393	KBC Fin Products Int'l Ltd. – PetroChina Euro Wts Sep 2009	2009/08/26	2009/09/02
15447	KBC Fin Products Int'l Ltd. – HSBC Euro Put Wts Sep 2009 D	2009/08/26	2009/09/02
15651	KBC Fin Products Int'l Ltd. – HSBC European Wts Sep 2009 B	2009/08/26	2009/09/02
15667	KBC Fin Products Int'l Ltd. – A50 Ch Euro Wts Sep 2009 A	2009/08/26	2009/09/02

## List of expired derivative warrants, 2009 (continued)

Code	Warrant	Last trading date	Delisted date
16019	BNP Paribas Arbit Issu B.V. – HSBC European Put Wts Sep 2009	2009/08/26	2009/09/02
16109	KBC Fin Products Int'l Ltd. – China Life Euro Wts Sep 2009 H	2009/08/26	2009/09/02
16206	KBC Fin Products Int'l Ltd. – ICBC European Wts Sep 2009 C	2009/08/26	2009/09/02
16308	KBC Fin Products Int'l Ltd. – China Life Eur Put Wt Sep 09 L	2009/08/26	2009/09/02
16310	KBC Fin Products Int'l Ltd. – ICBC European Wts Sep 2009 D	2009/08/26	2009/09/02
15181	BOCI Asia Ltd. – HK Gas European Warrants Sep 2009	2009/08/27	2009/09/03
16040	KBC Fin Products Int'l Ltd. – BOCL Euro Put Wts Sep 2009	2009/08/27	2009/09/03
16036	KBC Fin Products Int'l Ltd. – China Life Euro Wts Sep 2009 G	2009/08/27	2009/09/03
16378	KBC Fin Products Int'l Ltd. – Hutchison Eur Put Wts Sep 2009	2009/08/27	2009/09/03
01264	BNP Paribas Arbit Issu B.V. – BankComm European Wts Sep 2009	2009/08/28	2009/09/04
14145	Deutsche Bank AG – BankComm European Warrants Sep 2009	2009/08/28	2009/09/04
14912	Citigroup Global Mkt H Inc. – BankComm European Wts Sep 2009	2009/08/28	2009/09/04
16346	BNP Paribas Arbit Issu B.V. – BOCL European Wts Sep 2009	2009/08/28	2009/09/04
16348	BNP Paribas Arbit Issu B.V. – CRCC European Wts Sep 2009	2009/08/28	2009/09/04
16380	BNP Paribas Arbit Issu B.V. – China Life Euro Wts Sep 2009	2009/08/28	2009/09/04
01732	KBC Fin Products Int'l Ltd. – China Tel Euro Wts Sep 2009 B	2009/08/31	2009/09/07
16126	SGA Societe Generale Acceptance N.V. – HKEx Eu Wt Sep 2009 B	2009/08/31	2009/09/07
02096	BNP Paribas Arbit Issu B.V. – Ch Shenhua Euro Wts Sep 2009	2009/09/01	2009/09/08
13234	Deutsche Bank AG – China Shenhua European Warrants Sep 2009	2009/09/01	2009/09/08
14924	Citigroup Global Mkt H Inc. – CM Bank European Wts Sep 2009	2009/09/01	2009/09/08
14996	J P Morgan SP BV – Agile Ppt European Wts Sep 2009	2009/09/01	2009/09/08
15450	Merrill Lynch Int'l & Co. C.V. – China Life Eu Wt Sep 2009 C	2009/09/01	2009/09/08
15759	SGA Societe Generale Acceptance N.V. – CMob Eu Put Wt Sep09B	2009/09/01	2009/09/08
15773	SGA Societe Generale Acceptance N.V. – CMB Euro Wts Sep 2009	2009/09/01	2009/09/08
15801	Deutsche Bank AG – China Life European Put Wts Sep 2009	2009/09/01	2009/09/08
15817	SGA Societe Generale Acceptance N.V. – CLife Eu Wt Sep 2009A	2009/09/01	2009/09/08
15894	Deutsche Bank AG – China Life European Warrants Sep 2009 B	2009/09/01	2009/09/08
16166	Credit Suisse – A50 China European Put Warrants Sep 2009	2009/09/01	2009/09/08
16389	Deutsche Bank AG – CC Bank European Warrants Sep 2009	2009/09/01	2009/09/08
16423	BOCI Asia Ltd. – HSBC European Warrants Sep 2009	2009/09/01	2009/09/08
15658	Merrill Lynch Int'l & Co. C.V. – HKEx Eur Put Wts Sep 2009	2009/09/02	2009/09/09
09205	KBC Fin Products Int'l Ltd. – BOCL European Wts Sep 2009 A	2009/09/03	2009/09/10
09206	KBC Fin Products Int'l Ltd. – BankComm Euro Wts Sep 2009 A	2009/09/03	2009/09/10
09266	KBC Fin Products Int'l Ltd. – CC Bank Euro Wts Sep 2009 A	2009/09/03	2009/09/10
09267	KBC Fin Products Int'l Ltd. – CM Bank European Wts Sep 2009	2009/09/03	2009/09/10
04698	KBC Fin Products Int'l Ltd. – BankComm Euro Wts Sep 2009 B	2009/09/03	2009/09/10
04699	KBC Fin Products Int'l Ltd. – CC Bank Euro Wts Sep 2009 B	2009/09/03	2009/09/10
07535	KBC Fin Products Int'l Ltd. – BOCL European Wts Sep 2009 B	2009/09/03	2009/09/10
07536	KBC Fin Products Int'l Ltd. – BankComm Euro Wts Sep 2009 C	2009/09/03	2009/09/10
07371	J P Morgan Int'l Der. Ltd. – BOCL European Warrants Sep 2009	2009/09/03	2009/09/10
07372	J P Morgan Int'l Der. Ltd. – Bank of Comm Euro Wts Sep 2009	2009/09/03	2009/09/10
07373	J P Morgan Int'l Der. Ltd. – CC Bank European Wts Sep 2009	2009/09/03	2009/09/10
05744	KBC Fin Products Int'l Ltd. – BOCL European Wts Sep 2009 C	2009/09/03	2009/09/10
01467	KBC Fin Products Int'l Ltd. – ICBC European Wts Sep 2009 B	2009/09/03	2009/09/10
02865	Merrill Lynch Int'l & Co. C.V. – CC Bank Euro Wts Sep 2009	2009/09/03	2009/09/10
15666	KBC Fin Products Int'l Ltd. – CNOOC European Wts Sep 2009 C	2009/09/03	2009/09/10
16044	KBC Fin Products Int'l Ltd. – China Life Eur Put Wt Sep 09 K	2009/09/03	2009/09/10
16424	BOCI Asia Ltd. – Tracker Fund European Put Warrants Sep 2009	2009/09/03	2009/09/10
15392	KBC Fin Products Int'l Ltd. – CNOOC European Wts Sep 2009 B	2009/09/04	2009/09/11
16110	KBC Fin Products Int'l Ltd. – China Life Euro Wts Sep 2009 I	2009/09/04	2009/09/11
16375	KBC Fin Products Int'l Ltd. – BOCL European Wts Sep 2009 D	2009/09/04	2009/09/11
15403	J P Morgan SP BV – HS Bank European Warrants Sep 2009	2009/09/07	2009/09/14
10857	Deutsche Bank AG – Nikkei 225 Index European Wts Sep 2009 A	2009/09/07	2009/09/14
10858	Deutsche Bank AG – Nikkei 225 Index European Wts Sep 2009 B	2009/09/07	2009/09/14
10861	Deutsche Bank AG – Nikkei 225 Index Euro Put Wts Sep 2009 C	2009/09/07	2009/09/14
10862	Deutsche Bank AG – Nikkei 225 Index Euro Put Wts Sep 2009 D	2009/09/07	2009/09/14
16286	CC Rabobank B.A. – BOCL European Warrants Sep 2009	2009/09/07	2009/09/14
13957	Merrill Lynch Int'l & Co. C.V. – China Life Eu Wt Sep 2009 A	2009/09/08	2009/09/15
14782	CC Rabobank B.A. – Agile Ppt European Warrants Sep 2009	2009/09/08	2009/09/15
15332	Citigroup Global Mkt H Inc. – China Life Euro Wts Sep 2009	2009/09/08	2009/09/15
15488	HK Bank – BOCL European Warrants Sep 2009	2009/09/08	2009/09/15
15963	SGA Societe Generale Acceptance N.V. – CTel Eu Wt Sep 2009	2009/09/08	2009/09/15
16058	UBS AG – HK Gas European Warrants Sep 2009 B	2009/09/08	2009/09/15
16164	SGA Societe Generale Acceptance N.V. – BOCL Eu Wt Sep 2009 B	2009/09/08	2009/09/15
16453	Deutsche Bank AG – ICBC European Warrants Sep 2009 B	2009/09/08	2009/09/15
15024	KBC Fin Products Int'l Ltd. – Ch Mobile Eu Put Wt Sep 2009 A	2009/09/09	2009/09/16
16002	ABN AMRO Bank N.V. – HKEx European Put Warrants Sep 2009	2009/09/09	2009/09/16
16334	KBC Fin Products Int'l Ltd. – A50 Ch Euro Wts Sep 2009 B	2009/09/09	2009/09/16
16374	KBC Fin Products Int'l Ltd. – Hutchison Euro Wts Sep 2009	2009/09/09	2009/09/16
15813	SGA Societe Generale Acceptance N.V. – BOCom Eur Wt Sep 2009	2009/09/10	2009/09/17
16111	KBC Fin Products Int'l Ltd. – China Life Euro Wts Sep 2009 J	2009/09/10	2009/09/17
16367	SGA Societe Generale Acceptance N.V. – BOCL Eu Wt Sep 2009 C	2009/09/10	2009/09/17
13229	BOCI Asia Ltd. – China Railway European Warrants Sep 2009	2009/09/11	2009/09/18
16487	KBC Fin Products Int'l Ltd. – Sinopec Euro Wts Sep 2009	2009/09/11	2009/09/18
13808	HK Bank – Shanghai Electric European Warrants Sep 2009	2009/09/14	2009/09/21
14721	Citigroup Global Mkt H Inc. – CC Bank European Wts Sep 2009	2009/09/14	2009/09/21
16412	CC Rabobank B.A. – CM Bank European Warrants Sep 2009	2009/09/14	2009/09/21
04724	Macquarie Bank Ltd. – Sh Petrochem European Wts Sep 2009	2009/09/15	2009/09/22
09397	Fortis Bank S.A./N.V. – Hutchison European Warrants Sep 2009	2009/09/15	2009/09/22
01689	UBS AG – HK Gas European Warrants Sep 2009 A	2009/09/15	2009/09/22
07169	Merrill Lynch Int'l & Co. C.V. – Sinopec Euro Wts Sep 2009	2009/09/15	2009/09/22
13108	Credit Suisse – CC Bank European Warrants Sep 2009 A	2009/09/15	2009/09/22
13428	UBS AG – Datang European Warrants Sep 2009	2009/09/15	2009/09/22
14563	Citigroup Global Mkt H Inc. – Cathay Pacific Eur Wt Sep 2009	2009/09/15	2009/09/22
14722	Citigroup Global Mkt H Inc. – SHK Ppt European Wts Sep 2009	2009/09/15	2009/09/22
15110	KBC Fin Products Int'l Ltd. – Ch Mobile Eu Put Wt Sep 2009 B	2009/09/15	2009/09/22
15282	SGA Societe Generale Acceptance N.V. – CMob Eu Put Wt Sep09A	2009/09/15	2009/09/22

## List of expired derivative warrants, 2009 (continued)

Code	Warrant	Last trading date	Delisted date
15449	Merrill Lynch Int'l & Co. C.V. – China Life Eu Wt Sep 2009 B	2009/09/15	2009/09/22
15768	UBS AG – MTRC European Warrants Sep 2009	2009/09/15	2009/09/22
10850	Deutsche Bank AG – DJIA European Warrants Sep 2009 A	2009/09/15	2009/09/22
10854	Deutsche Bank AG – DJIA European Put Warrants Sep 2009 C	2009/09/15	2009/09/22
10855	Deutsche Bank AG – DJIA European Warrants Sep 2009 B	2009/09/15	2009/09/22
15905	Merrill Lynch Int'l & Co. C.V. – HS Bank Euro Wts Sep 2009	2009/09/15	2009/09/22
15940	SGA Societe Generale Acceptance N.V. – HKEx Eu Wt Sep 2009 A	2009/09/15	2009/09/22
15958	Deutsche Bank AG – ICBC European Warrants Sep 2009 A	2009/09/15	2009/09/22
10856	Deutsche Bank AG – DJIA European Put Warrants Sep 2009 D	2009/09/15	2009/09/22
16053	UBS AG – China Life European Warrants Sep 2009 D	2009/09/15	2009/09/22
16054	UBS AG – China Life European Warrants Sep 2009 E	2009/09/15	2009/09/22
16055	UBS AG – China Life European Warrants Sep 2009 F	2009/09/15	2009/09/22
16056	UBS AG – China Life European Put Warrants Sep 2009	2009/09/15	2009/09/22
16057	UBS AG – China National Building European Warrants Sep 2009	2009/09/15	2009/09/22
16146	SGA Societe Generale Acceptance N.V. – CLife Eu Wt Sep 2009B	2009/09/15	2009/09/22
16153	SGA Societe Generale Acceptance N.V. – CCB Eur Wt Sep 2009 B	2009/09/15	2009/09/22
16496	KBC Fin Products Int'l Ltd. – HSBC European Wts Sep 2009 C	2009/09/15	2009/09/22
16498	KBC Fin Products Int'l Ltd. – HSBC Euro Put Wts Sep 2009 E	2009/09/15	2009/09/22
16503	ABN AMRO Bank N.V. – HSBC European Warrants Sep 2009 B	2009/09/15	2009/09/22
16508	ABN AMRO Bank N.V. – HSBC European Put Warrants Sep 2009	2009/09/15	2009/09/22
16509	Deutsche Bank AG – HSBC European Warrants Sep 2009 E	2009/09/15	2009/09/22
15878	Merrill Lynch Int'l & Co. C.V. – PetroChina Eu Wt Sep 2009	2009/09/16	2009/09/23
16001	ABN AMRO Bank N.V. – China Mobile Euro Put Wts Sep 2009 E	2009/09/16	2009/09/23
16148	SGA Societe Generale Acceptance N.V. – HSBC Eu Wt Sep 2009 B	2009/09/16	2009/09/23
17189	J P Morgan SP BV – CC Bank Euro Put Wts Sep 2009	2009/09/16	2009/09/23
14016	BOCI Asia Ltd. – Foxconn European Warrants Sep 2009	2009/09/17	2009/09/24
15961	SGA Societe Generale Acceptance N.V. – CCB Eur Wt Sep 2009 A	2009/09/18	2009/09/25
15006	KBC Fin Products Int'l Ltd. – CNOOC European Wts Sep 2009 A	2009/09/21	2009/09/28
04535	Goldman Sachs SP (Asia) – CNOOC European Warrants Sep 2009	2009/09/22	2009/09/29
07384	Deutsche Bank AG – HSBC European Warrants Sep 2009 D	2009/09/22	2009/09/29
02763	Credit Suisse – China Life European Warrants Sep 2009	2009/09/22	2009/09/29
02696	SGA Societe Generale Acceptance N.V. – Shenhua Eur Wt Sep 09	2009/09/22	2009/09/29
07349	Barclays Bank plc – China Life European Put Wts Sep 2009	2009/09/22	2009/09/29
13636	SGA Societe Generale Acceptance N.V. – CNOOC Eu Wt Sep 2009A	2009/09/22	2009/09/29
14113	UBS AG – SHK Ppt European Warrants Sep 2009	2009/09/22	2009/09/29
14347	UBS AG – HSBC European Warrants Sep 2009	2009/09/22	2009/09/29
14402	Citigroup Global Mkt H Inc. – China Mobile Euro Wts Sep 2009	2009/09/22	2009/09/29
14454	SGA Societe Generale Acceptance N.V. – HSBC Eu Put Wt Sep 09 C	2009/09/22	2009/09/29
14536	Credit Suisse – HSBC European Put Warrants Sep 2009	2009/09/22	2009/09/29
14671	UBS AG – Foxconn European Warrants Sep 2009	2009/09/22	2009/09/29
14677	UBS AG – Yanzhou Coal European Wts Sep 2009	2009/09/22	2009/09/29
14668	UBS AG – China COSCO European Warrants Sep 2009	2009/09/22	2009/09/29
14959	UBS AG – PetroChina European Warrants Sep 2009	2009/09/22	2009/09/29
15216	UBS AG – China Life European Warrants Sep 2009 A	2009/09/22	2009/09/29
15217	UBS AG – China Life European Warrants Sep 2009 B	2009/09/22	2009/09/29
15248	UBS AG – HS Bank European Warrants Sep 2009	2009/09/22	2009/09/29
15337	Citigroup Global Mkt H Inc. – HSBC European Wts Sep 2009	2009/09/22	2009/09/29
15430	Credit Suisse – CC Bank European Warrants Sep 2009 B	2009/09/22	2009/09/29
15551	UBS AG – HSBC European Put Warrants Sep 2009	2009/09/22	2009/09/29
15583	UBS AG – China Life European Warrants Sep 2009 C	2009/09/22	2009/09/29
15654	Merrill Lynch Int'l & Co. C.V. – Ch Mobile Eu Put Wt Sep 09	2009/09/22	2009/09/29
15655	Merrill Lynch Int'l & Co. C.V. – HSBC Euro Wts Sep 2009	2009/09/22	2009/09/29
15713	SGA Societe Generale Acceptance N.V. – CCCCL Eu Wt Sep 2009B	2009/09/22	2009/09/29
15796	SGA Societe Generale Acceptance N.V. – Petch Eu Wt Sep 2009	2009/09/22	2009/09/29
15819	SGA Societe Generale Acceptance N.V. – CNOOC Eu Wt Sep 2009B	2009/09/22	2009/09/29
15821	SGA Societe Generale Acceptance N.V. – HSBC Eu Wt Sep 2009 A	2009/09/22	2009/09/29
15852	UBS AG – CITIC Bank European Warrants Sep 2009	2009/09/22	2009/09/29
15855	UBS AG – China Tel European Warrants Sep 2009	2009/09/22	2009/09/29
15992	ABN AMRO Bank N.V. – China Mobile Euro Put Wts Sep 2009 D	2009/09/22	2009/09/29
15995	Deutsche Bank AG – Ch Comm Cons European Warrants Sep 2009	2009/09/22	2009/09/29
16012	UBS AG – Ch Comm Cons European Warrants Sep 2009	2009/09/22	2009/09/29
16124	SGA Societe Generale Acceptance N.V. – Ch Mob Eu Wt Sep 2009	2009/09/22	2009/09/29
16131	SGA Societe Generale Acceptance N.V. – ICBC Eu Wt Sep 2009	2009/09/22	2009/09/29
16159	SGA Societe Generale Acceptance N.V. – CLife Eu Wt Sep 2009C	2009/09/22	2009/09/29
16222	BNP Paribas Arbit Issu B.V. – CC Bank Euro Wts Sep 2009	2009/09/22	2009/09/29
16358	ABN AMRO Bank N.V. – BOCL European Warrants Sep 2009	2009/09/22	2009/09/29
16359	ABN AMRO Bank N.V. – ICBC European Warrants Sep 2009	2009/09/22	2009/09/29
16482	SGA Societe Generale Acceptance N.V. – CK(H) Eu Wt Sep 2009	2009/09/22	2009/09/29
16495	Deutsche Bank AG – HSBC European Put Warrants Sep 2009 C	2009/09/22	2009/09/29
16504	ABN AMRO Bank N.V. – HSBC European Warrants Sep 2009 C	2009/09/22	2009/09/29
16501	CC Rabobank B.A. – HSBC European Warrants Sep 2009	2009/09/22	2009/09/29
16490	Credit Suisse – HSBC European Wts Sep 2009	2009/09/22	2009/09/29
16494	Credit Suisse – ICBC European Put Warrants Sep 2009	2009/09/22	2009/09/29
16548	SGA Societe Generale Acceptance N.V. – CLife Eu Put Wt Sep 09	2009/09/22	2009/09/29
16552	SGA Societe Generale Acceptance N.V. – CTel Eu Put Wt Sep 09	2009/09/22	2009/09/29
16553	SGA Societe Generale Acceptance N.V. – CNOOC Eu Put Wt Sep 09	2009/09/22	2009/09/29
16556	SGA Societe Generale Acceptance N.V. – HSBC Eu Put Wt Sep 09D	2009/09/22	2009/09/29
16557	SGA Societe Generale Acceptance N.V. – ICBC Eu Put Wt Sep 09	2009/09/22	2009/09/29
04700	KBC Fin Products Int'l Ltd. – China Life Euro Wts Sep 2009 A	2009/09/23	2009/09/30
04711	KBC Fin Products Int'l Ltd. – ICBC European Wts Sep 2009 A	2009/09/23	2009/09/30
07374	J P Morgan Int'l Der. Ltd. – China Life Euro Wts Sep 2009	2009/09/23	2009/09/30
07376	J P Morgan Int'l Der. Ltd. – ICBC European Warrants Sep 2009	2009/09/23	2009/09/30
02206	Macquarie Bank Ltd. – Lenovo European Warrants Sep 2009	2009/09/23	2009/09/30
05652	KBC Fin Products Int'l Ltd. – China Life Euro Wts Sep 2009 B	2009/09/23	2009/09/30
05706	SGA Societe Generale Acceptance N.V. – BOCL Eur Wts Sep 09 A	2009/09/23	2009/09/30
05745	KBC Fin Products Int'l Ltd. – China Life Euro Wts Sep 2009 C	2009/09/23	2009/09/30
01669	KBC Fin Products Int'l Ltd. – China Life Euro Wts Sep 2009 D	2009/09/23	2009/09/30



## List of expired derivative warrants, 2009 (continued)

Code	Warrant	Last trading date	Delisted date
01670	KBC Fin Products Int'l Ltd. – China Life Euro Wts Sep 2009 E	2009/09/23	2009/09/30
02078	KBC Fin Products Int'l Ltd. – China Life Euro Wts Sep 2009 F	2009/09/23	2009/09/30
03309	Macquarie Bank Ltd. – Maanshan Iron European Wts Sep 2009	2009/09/23	2009/09/30
03844	Deutsche Bank AG – China Life European Warrants Sep 2009 A	2009/09/23	2009/09/30
07163	KBC Fin Products Int'l Ltd. – CC Bank Euro Wts Sep 2009 C	2009/09/23	2009/09/30
07183	Macquarie Bank Ltd. – China Tel European Warrants Sep 2009 A	2009/09/23	2009/09/30
13026	Macquarie Bank Ltd. – HSBC European Warrants Sep 2009 B	2009/09/23	2009/09/30
13030	Macquarie Bank Ltd. – HSBC European Put Warrants Sep 2009 A	2009/09/23	2009/09/30
13576	Macquarie Bank Ltd. – Anhui Conch European Warrants Sep 2009	2009/09/23	2009/09/30
13738	Deutsche Bank AG – HSBC European Put Warrants Sep 2009 A	2009/09/23	2009/09/30
14627	Macquarie Bank Ltd. – HKEx European Put Warrants Sep 2009	2009/09/23	2009/09/30
14687	CC Rabobank B.A. – Ch Mobile European Warrants Sep 2009	2009/09/23	2009/09/30
14688	CC Rabobank B.A. – PetroChina European Warrants Sep 2009	2009/09/23	2009/09/30
14972	CC Rabobank B.A. – Ch Comm Cons European Warrants Sep 2009	2009/09/23	2009/09/30
15163	ABN AMRO Bank N.V. – China Mobile European Wts Sep 2009 A	2009/09/23	2009/09/30
15255	CC Rabobank B.A. – Hang Seng Bank European Warrants Sep 2009	2009/09/23	2009/09/30
15305	UBS AG – HSI European Warrants Sep 2009	2009/09/23	2009/09/30
15308	UBS AG – HSI European Put Warrants Sep 2009	2009/09/23	2009/09/30
15343	Macquarie Bank Ltd. – PetroChina European Wts Sep 2009 A	2009/09/23	2009/09/30
15357	Goldman Sachs SP (Asia) – China Life Euro Wts Sep 2009	2009/09/23	2009/09/30
15402	J P Morgan SP BV – Ch Comm Cons European Warrants Sep 2009	2009/09/23	2009/09/30
15461	CC Rabobank B.A. – HSBC European Put Warrants Sep 2009 A	2009/09/23	2009/09/30
15567	ABN AMRO Bank N.V. – HSBC European Warrants Sep 2009 A	2009/09/23	2009/09/30
15569	J P Morgan SP BV – HSBC European Warrants Sep 2009	2009/09/23	2009/09/30
15561	ABN AMRO Bank N.V. – China Mobile Euro Put Wts Sep 2009 B	2009/09/23	2009/09/30
15626	HK Bank – HSI European Warrants Sep 2009 A	2009/09/23	2009/09/30
15627	HK Bank – HSI European Warrants Sep 2009 B	2009/09/23	2009/09/30
15630	HK Bank – HSI European Put Warrants Sep 2009 C	2009/09/23	2009/09/30
15631	HK Bank – HSI European Put Warrants Sep 2009 D	2009/09/23	2009/09/30
15649	Goldman Sachs SP (Asia) – A50 China European Wts Sep 2009	2009/09/23	2009/09/30
15673	Macquarie Bank Ltd. – PetroChina European Wts Sep 2009 B	2009/09/23	2009/09/30
15750	Macquarie Bank Ltd. – China Life European Wts Sep 2009	2009/09/23	2009/09/30
15754	Macquarie Bank Ltd. – China Life European Put Wts Sep 2009	2009/09/23	2009/09/30
15784	Goldman Sachs SP (Asia) – HSBC European Warrants Sep 2009	2009/09/23	2009/09/30
15867	Barclays Bank plc – ICBC European Warrants Sep 2009	2009/09/23	2009/09/30
15898	ABN AMRO Bank N.V. – Gold European Warrants Sep 2009	2009/09/23	2009/09/30
15901	ABN AMRO Bank N.V. – Gold European Put Warrants Sep 2009	2009/09/23	2009/09/30
15897	ABN AMRO Bank N.V. – China Life European Warrants Sep 2009	2009/09/23	2009/09/30
15900	ABN AMRO Bank N.V. – China Life European Put Wts Sep 2009	2009/09/23	2009/09/30
15925	Deutsche Bank AG – PetroChina European Warrants Sep 2009	2009/09/23	2009/09/30
15938	Deutsche Bank AG – HSI European Put Warrants Sep 2009 A	2009/09/23	2009/09/30
15951	Barclays Bank plc – HSI European Warrants Sep 2009 A	2009/09/23	2009/09/30
15955	Barclays Bank plc – HSI European Put Warrants Sep 2009	2009/09/23	2009/09/30
15988	ABN AMRO Bank N.V. – China Mobile European Wts Sep 2009 C	2009/09/23	2009/09/30
15990	ABN AMRO Bank N.V. – HKEx European Warrants Sep 2009	2009/09/23	2009/09/30
16068	KBC Fin Products Int'l Ltd. – HSCEI Euro Wts Sep 2009 A	2009/09/23	2009/09/30
16069	KBC Fin Products Int'l Ltd. – HSCEI Euro Wts Sep 2009 B	2009/09/23	2009/09/30
16070	KBC Fin Products Int'l Ltd. – HSCEI Euro Wts Sep 2009 C	2009/09/23	2009/09/30
16077	KBC Fin Products Int'l Ltd. – HSI European Wts Sep 2009 C	2009/09/23	2009/09/30
16086	KBC Fin Products Int'l Ltd. – HSI Euro Put Wts Sep 2009 A	2009/09/23	2009/09/30
16087	KBC Fin Products Int'l Ltd. – HSI Euro Put Wts Sep 2009 B	2009/09/23	2009/09/30
16101	KBC Fin Products Int'l Ltd. – HSCEI Euro Put Wts Sep 2009 D	2009/09/23	2009/09/30
16102	KBC Fin Products Int'l Ltd. – HSCEI Euro Put Wts Sep 2009 E	2009/09/23	2009/09/30
16103	KBC Fin Products Int'l Ltd. – HSCEI Euro Put Wts Sep 2009 F	2009/09/23	2009/09/30
16135	Macquarie Bank Ltd. – China Mobile European Wts Sep 2009	2009/09/23	2009/09/30
16136	Macquarie Bank Ltd. – China Railway European Wts Sep 2009 A	2009/09/23	2009/09/30
16137	Macquarie Bank Ltd. – China Shenhua European Wts Sep 2009 A	2009/09/23	2009/09/30
16152	BNP Paribas Arbit Issu B.V. – HSI European Wts Sep 2009 C	2009/09/23	2009/09/30
16158	BNP Paribas Arbit Issu B.V. – HSI Euro Put Wts Sep 2009 A	2009/09/23	2009/09/30
16177	Macquarie Bank Ltd. – Bank of EA European Warrants Sep 2009	2009/09/23	2009/09/30
16178	Macquarie Bank Ltd. – Huaneng Power European Wts Sep 2009	2009/09/23	2009/09/30
16180	Macquarie Bank Ltd. – Swire Pacific A European Wts Sep 2009	2009/09/23	2009/09/30
16192	CC Rabobank B.A. – HSBC European Put Warrants Sep 2009 B	2009/09/23	2009/09/30
16193	Macquarie Bank Ltd. – BOCL European Warrants Sep 2009	2009/09/23	2009/09/30
16244	Deutsche Bank AG – HSBC European Put Warrants Sep 2009 B	2009/09/23	2009/09/30
16275	BNP Paribas Arbit Issu B.V. – HSCEI European Wts Sep 2009	2009/09/23	2009/09/30
16279	BNP Paribas Arbit Issu B.V. – HSCEI Euro Put Wts Sep 2009	2009/09/23	2009/09/30
16290	Macquarie Bank Ltd. – HSBC European Warrants Sep 2009 D	2009/09/23	2009/09/30
16333	Macquarie Bank Ltd. – CC Bank European Put Warrants Sep 2009	2009/09/23	2009/09/30
16329	Macquarie Bank Ltd. – HSI European Warrants Sep 2009	2009/09/23	2009/09/30
16337	Macquarie Bank Ltd. – China Shenhua European Wts Sep 2009 B	2009/09/23	2009/09/30
16341	Macquarie Bank Ltd. – HSCEI European Warrants Sep 2009	2009/09/23	2009/09/30
16344	Macquarie Bank Ltd. – HSCEI European Put Warrants Sep 2009	2009/09/23	2009/09/30
16356	CC Rabobank B.A. – HSI European Put Warrants Sep 2009 A	2009/09/23	2009/09/30
16361	BNP Paribas Arbit Issu B.V. – HSI Euro Put Wts Sep 2009 B	2009/09/23	2009/09/30
16363	Barclays Bank plc – HSI European Warrants Sep 2009 B	2009/09/23	2009/09/30
16399	J P Morgan SP BV – CM Bank European Warrants Sep 2009	2009/09/23	2009/09/30
16411	Macquarie Bank Ltd. – China Tel European Warrants Sep 2009 B	2009/09/23	2009/09/30
16416	BNP Paribas Arbit Issu B.V. – HSI European Wts Sep 2009 D	2009/09/23	2009/09/30
16417	BNP Paribas Arbit Issu B.V. – HSI European Wts Sep 2009 E	2009/09/23	2009/09/30
16429	Macquarie Bank Ltd. – ICBC European Warrants Sep 2009	2009/09/23	2009/09/30
16433	Macquarie Bank Ltd. – ICBC European Put Warrants Sep 2009	2009/09/23	2009/09/30
16455	BNP Paribas Arbit Issu B.V. – HSI European Wts Sep 2009 F	2009/09/23	2009/09/30
16459	BNP Paribas Arbit Issu B.V. – HSI Euro Put Wts Sep 2009 G	2009/09/23	2009/09/30
16460	BNP Paribas Arbit Issu B.V. – HSI Euro Put Wts Sep 2009 H	2009/09/23	2009/09/30
16456	Macquarie Bank Ltd. – CC Bank European Warrants Sep 2009	2009/09/23	2009/09/30
16461	CC Rabobank B.A. – HSI European Put Warrants Sep 2009 B	2009/09/23	2009/09/30

## List of expired derivative warrants, 2009 (continued)

Code	Warrant	Last trading date	Delisted date
16467	ABN AMRO Bank N.V. – HSI European Put Warrants Sep 2009	2009/09/23	2009/09/30
16473	Deutsche Bank AG – HSI European Warrants Sep 2009 C	2009/09/23	2009/09/30
16477	Deutsche Bank AG – HSI European Put Warrants Sep 2009 D	2009/09/23	2009/09/30
16478	Deutsche Bank AG – HSI European Put Warrants Sep 2009 E	2009/09/23	2009/09/30
16469	KBC Fin Products Int'l Ltd. – HSI European Wts Sep 2009 D	2009/09/23	2009/09/30
16470	KBC Fin Products Int'l Ltd. – HSI European Wts Sep 2009 E	2009/09/23	2009/09/30
16471	KBC Fin Products Int'l Ltd. – HSI European Wts Sep 2009 F	2009/09/23	2009/09/30
16475	KBC Fin Products Int'l Ltd. – HSI Euro Put Wts Sep 2009 G	2009/09/23	2009/09/30
16476	KBC Fin Products Int'l Ltd. – HSI Euro Put Wts Sep 2009 H	2009/09/23	2009/09/30
16472	Deutsche Bank AG – HSI European Warrants Sep 2009 B	2009/09/23	2009/09/30
16484	SGA Societe Generale Acceptance N.V. – HSI Eu Put Wt Sep 09C	2009/09/23	2009/09/30
16485	SGA Societe Generale Acceptance N.V. – HSI Eu Put Wt Sep 09D	2009/09/23	2009/09/30
16486	SGA Societe Generale Acceptance N.V. – HSI Eu Put Wt Sep 09E	2009/09/23	2009/09/30
16480	SGA Societe Generale Acceptance N.V. – HSI Eur Wt Sep 2009 A	2009/09/23	2009/09/30
16481	SGA Societe Generale Acceptance N.V. – HSI Eur Wt Sep 2009 B	2009/09/23	2009/09/30
16492	Macquarie Bank Ltd. – HSI European Put Warrants Sep 2009 A	2009/09/23	2009/09/30
16520	Macquarie Bank Ltd. – HSI European Put Warrants Sep 2009 B	2009/09/23	2009/09/30
16525	Macquarie Bank Ltd. – PICC P&C European Warrants Sep 2009	2009/09/23	2009/09/30
16526	Deutsche Bank AG – HSI European Warrants Sep 2009 F	2009/09/23	2009/09/30
16527	Deutsche Bank AG – HSI European Warrants Sep 2009 G	2009/09/23	2009/09/30
16530	Deutsche Bank AG – HSI European Put Warrants Sep 2009 H	2009/09/23	2009/09/30
16531	Deutsche Bank AG – HSI European Put Warrants Sep 2009 I	2009/09/23	2009/09/30
16534	Macquarie Bank Ltd. – China Railway European Wts Sep 2009 B	2009/09/23	2009/09/30
16538	CC Rabobank B.A. – HSCEI European Warrants Sep 2009	2009/09/23	2009/09/30
16542	CC Rabobank B.A. – HSCEI European Put Warrants Sep 2009	2009/09/23	2009/09/30
16550	SGA Societe Generale Acceptance N.V. – CP&CC Eu Put Wt Sep09	2009/09/23	2009/09/30
16562	Goldman Sachs SP (Asia) – HSI European Warrants Sep 2009	2009/09/23	2009/09/30
16549	KBC Fin Products Int'l Ltd. – HSI Euro Put Wts Sep 2009 I	2009/09/23	2009/09/30
16551	KBC Fin Products Int'l Ltd. – HSI Euro Put Wts Sep 2009 J	2009/09/23	2009/09/30
16678	ABN AMRO Bank N.V. – HSI European Warrants Sep 2009 A	2009/09/23	2009/09/30
16826	CC Rabobank B.A. – HSI European Warrants Sep 2009 C	2009/09/23	2009/09/30
16827	CC Rabobank B.A. – HSI European Warrants Sep 2009 D	2009/09/23	2009/09/30
16920	ABN AMRO Bank N.V. – HSI European Warrants Sep 2009 B	2009/09/23	2009/09/30
17129	Deutsche Bank AG – HSI European Warrants Sep 2009 J	2009/09/23	2009/09/30
17178	Macquarie Bank Ltd. – CNOOC European Warrants Sep 2009 B	2009/09/23	2009/09/30
17242	BNP Paribas Arbit Issu B.V. – HSI Euro Put Wts Sep 2009 I	2009/09/23	2009/09/30
05712	SGA Societe Generale Acceptance N.V. – CCCCL Eur Wt Sep 09A	2009/09/24	2009/10/02
03763	J P Morgan SP BV – Ch Agri-Ind European Warrants Sep 2009	2009/09/24	2009/10/02
01993	Fortis Bank S.A./N.V. – Lenovo European Warrants Sep 2009	2009/09/24	2009/10/02
14878	Fortis Bank S.A./N.V. – Ch Railway Cons Euro Wts Sep 2009	2009/09/24	2009/10/02
15137	CC Rabobank B.A. – Ch Railway Cons European Wts Sep 2009	2009/09/24	2009/10/02
15147	Citigroup Global Mkt H Inc. – Ch Mobile Eur Put Wts Sep 2009	2009/09/24	2009/10/02
15752	Macquarie Bank Ltd. – CNOOC European Warrants Sep 2009 A	2009/09/24	2009/10/02
16294	Macquarie Bank Ltd. – HSBC European Put Warrants Sep 2009 C	2009/09/24	2009/10/02
09905	BNP Paribas Arbit Issu B.V. – China Life Euro Wts Oct 2009 A	2009/09/25	2009/10/05
15436	KBC Fin Products Int'l Ltd. – CNOOC European Wts Oct 2009	2009/09/25	2009/10/05
15668	KBC Fin Products Int'l Ltd. – A50 Ch Euro Wts Oct 2009 A	2009/09/25	2009/10/05
16021	KBC Fin Products Int'l Ltd. – PetroChina Euro Wts Oct 2009	2009/09/25	2009/10/05
16125	SGA Societe Generale Acceptance N.V. – CNOOC Eu Wt Oct 2009C	2009/09/25	2009/10/05
16260	SGA Societe Generale Acceptance N.V. – BOCL Eu Wt Oct 2009 B	2009/09/25	2009/10/05
16307	KBC Fin Products Int'l Ltd. – CC Bank Euro Wts Oct 2009	2009/09/25	2009/10/05
16561	Goldman Sachs SP (Asia) – A50 China European Wts Oct 2009	2009/09/25	2009/10/05
16581	KBC Fin Products Int'l Ltd. – A50 Ch Euro Wts Oct 2009 C	2009/09/25	2009/10/05
09891	Fortis Bank S.A./N.V. – CC Bank European Warrants Oct 2009	2009/09/28	2009/10/06
09961	Fortis Bank S.A./N.V. – HKEx European Warrants Oct 2009 A	2009/09/28	2009/10/06
09969	Fortis Bank S.A./N.V. – PICC P&C European Warrants Oct 2009	2009/09/28	2009/10/06
09972	Fortis Bank S.A./N.V. – Ping An European Warrants Oct 2009	2009/09/28	2009/10/06
01401	Fortis Bank S.A./N.V. – SHK Ppt European Warrants Oct 2009	2009/09/28	2009/10/06
09888	Fortis Bank S.A./N.V. – China Life European Wts Oct 2009	2009/09/28	2009/10/06
01948	Calyon Fin P (G) Ltd. – CC Bank European Warrants Oct 2009	2009/09/28	2009/10/06
14208	SGA Societe Generale Acceptance N.V. – Petch Eu Wt Oct 2009B	2009/09/28	2009/10/06
14848	Merrill Lynch Int'l & Co. C.V. – CITIC Bank Euro Wt Oct 2009	2009/09/28	2009/10/06
15571	SGA Societe Generale Acceptance N.V. – HSBC Eu Put Wt Oct 09	2009/09/28	2009/10/06
15712	Credit Suisse – HSBC European Put Warrants Oct 2009	2009/09/28	2009/10/06
15806	SGA Societe Generale Acceptance N.V. – CCoal Eur Wt Oct 2009	2009/09/28	2009/10/06
15825	SGA Societe Generale Acceptance N.V. – HWL Eur Wt Oct 2009 B	2009/09/28	2009/10/06
16018	BNP Paribas Arbit Issu B.V. – HSBC European Wts Oct 2009 D	2009/09/28	2009/10/06
16034	KBC Fin Products Int'l Ltd. – BOCL European Wts Oct 2009	2009/09/28	2009/10/06
16165	Credit Suisse -HKEx European Put Warrants Oct 2009	2009/09/28	2009/10/06
16347	BNP Paribas Arbit Issu B.V. – China Life Euro Wts Oct 2009 B	2009/09/28	2009/10/06
16426	SGA Societe Generale Acceptance N.V. – ICBC Eu Wt Oct 2009 B	2009/09/28	2009/10/06
16499	KBC Fin Products Int'l Ltd. – HSBC Euro Put Wts Oct 2009 E	2009/09/28	2009/10/06
16505	ABN AMRO Bank N.V. – HSBC European Warrants Oct 2009 A	2009/09/28	2009/10/06
16506	ABN AMRO Bank N.V. – HSBC European Warrants Oct 2009 B	2009/09/28	2009/10/06
16558	Credit Suisse – Hutchison European Warrants Oct 2009	2009/09/28	2009/10/06
16547	SGA Societe Generale Acceptance N.V. – CCB Eur Put Wt Oct 09	2009/09/28	2009/10/06
16586	ABN AMRO Bank N.V. – HSBC European Warrants Oct 2009 C	2009/09/28	2009/10/06
16588	KBC Fin Products Int'l Ltd. – CC Bank Euro Put Wts Oct 2009	2009/09/28	2009/10/06
16600	BNP Paribas Arbit Issu B.V. – ICBC European Wts Oct 2009 C	2009/09/28	2009/10/06
16606	ABN AMRO Bank N.V. – CC Bank European Warrants Oct 2009	2009/09/28	2009/10/06
16933	BNP Paribas Arbit Issu B.V. – CC Bank Euro Wts Oct 2009	2009/09/28	2009/10/06
05714	SGA Societe Generale Acceptance N.V. – CLife Eur Wt Oct 09A	2009/09/29	2009/10/07
07515	BNP Paribas Arbit Issu B.V. – China Tel Euro Wts Oct 2009	2009/09/29	2009/10/07
15681	SGA Societe Generale Acceptance N.V. – A50 Ch Eu Wt Oct 09 B	2009/09/29	2009/10/07
03367	CC Rabobank B.A. – HSBC European Warrants Oct 2009 A	2009/09/30	2009/10/08
15572	SGA Societe Generale Acceptance N.V. – A50 Ch Eu Wt Oct09A	2009/10/02	2009/10/09
16041	KBC Fin Products Int'l Ltd. – BOCL Euro Put Wts Oct 2009 A	2009/10/02	2009/10/09



## List of expired derivative warrants, 2009 (continued)

Code	Warrant	Last trading date	Delisted date
16112	KBC Fin Products Int'l Ltd. – China Life Euro Wts Oct 2009	2009/10/02	2009/10/09
01412	J P Morgan SP BV – Tencent European Warrants Oct 2009	2009/10/05	2009/10/12
16027	KBC Fin Products Int'l Ltd. – Sinopec Corp Eu Put Wt Oct 09C	2009/10/05	2009/10/12
16219	SGA Societe Generale Acceptance N.V. – HSBC Eu Wt Oct 2009 B	2009/10/05	2009/10/12
16335	KBC Fin Products Int'l Ltd. – A50 Ch Euro Wts Oct 2009 B	2009/10/05	2009/10/12
16414	CC Rabobank B.A. – A50 China European Warrants Oct 2009 B	2009/10/05	2009/10/12
16427	KBC Fin Products Int'l Ltd. – Sinopec Euro Wts Oct 2009 D	2009/10/05	2009/10/12
02766	UBS AG – HSBC European Warrants Oct 2009 A	2009/10/06	2009/10/13
13593	Fortis Bank S.A./N.V. – HKEx Euro Warrants Oct 2009 B	2009/10/06	2009/10/13
14348	UBS AG – HSBC European Warrants Oct 2009 B	2009/10/06	2009/10/13
14807	Citigroup Global Mkt H Inc. – CNOOC European Wts Oct 2009	2009/10/06	2009/10/13
14925	Citigroup Global Mkt H Inc. – MTRC European Wts Oct 2009 A	2009/10/06	2009/10/13
14930	Citigroup Global Mkt H Inc. – CRCC European Wts Oct 2009	2009/10/06	2009/10/13
15159	J P Morgan SP BV – MTRC European Warrants Oct 2009	2009/10/06	2009/10/13
15241	Credit Suisse – China Life European Warrants Oct 2009 A	2009/10/06	2009/10/13
15331	Citigroup Global Mkt H Inc. – CC Bank European Wts Oct 2009	2009/10/06	2009/10/13
15390	Deutsche Bank AG – HSBC European Warrants Oct 2009 A	2009/10/06	2009/10/13
15432	Credit Suisse – China Life European Warrants Oct 2009 B	2009/10/06	2009/10/13
15657	Merrill Lynch Int'l & Co. C.V. – HKEx Euro Wts Oct 2009	2009/10/06	2009/10/13
15707	Merrill Lynch Int'l & Co. C.V. – HKEx Eur Put Wts Oct 2009	2009/10/06	2009/10/13
15762	BNP Paribas Arbit Issu B.V. – HSBC European Put Wts Oct 09 A	2009/10/06	2009/10/13
15780	Deutsche Bank AG – HKEx European Warrants Oct 2009	2009/10/06	2009/10/13
15787	Deutsche Bank AG – A50 China European Put Wts Oct 2009	2009/10/06	2009/10/13
16031	Credit Suisse – CNOOC European Warrants Oct 2009	2009/10/06	2009/10/13
16020	KBC Fin Products Int'l Ltd. – HSBC European Wts Oct 2009 C	2009/10/06	2009/10/13
16203	Credit Suisse – HSBC European Wts Oct 2009 A	2009/10/06	2009/10/13
16215	Deutsche Bank AG – HSBC European Warrants Oct 2009 B	2009/10/06	2009/10/13
16224	BNP Paribas Arbit Issu B.V. – ICBC European Wts Oct 2009 B	2009/10/06	2009/10/13
16452	Deutsche Bank AG – Sinopec Corp European Warrants Oct 2009 A	2009/10/06	2009/10/13
16483	SGA Societe Generale Acceptance N.V. – CRail Eu Wt Oct 2009	2009/10/06	2009/10/13
16491	Credit Suisse – HSBC European Wts Oct 2009 B	2009/10/06	2009/10/13
16546	SGA Societe Generale Acceptance N.V. – BOCL Eu Put Wt Oct 09	2009/10/06	2009/10/13
16555	SGA Societe Generale Acceptance N.V. – HSBC Eu Wt Oct 2009 D	2009/10/06	2009/10/13
16582	BNP Paribas Arbit Issu B.V. – China Life Euro Wts Oct 2009 C	2009/10/06	2009/10/13
16594	Deutsche Bank AG – A50 China European Warrants Oct 2009 A	2009/10/06	2009/10/13
16626	Deutsche Bank AG – HSBC European Put Warrants Oct 2009 D	2009/10/06	2009/10/13
16627	Deutsche Bank AG – ICBC European Warrants Oct 2009 A	2009/10/06	2009/10/13
16630	Deutsche Bank AG – CC Bank European Warrants Oct 2009 A	2009/10/06	2009/10/13
16632	Deutsche Bank AG – ICBC European Put Warrants Oct 2009	2009/10/06	2009/10/13
16635	Deutsche Bank AG – BOCL European Warrants Oct 2009 A	2009/10/06	2009/10/13
16636	Deutsche Bank AG – China Life European Warrants Oct 2009 C	2009/10/06	2009/10/13
16651	Deutsche Bank AG – Sinopec Corp European Warrants Oct 2009 B	2009/10/06	2009/10/13
16669	BNP Paribas Arbit Issu B.V. – BOCL European Wts Oct 2009	2009/10/06	2009/10/13
16835	ABN AMRO Bank N.V. – HKEx European Put Warrants Oct 2009	2009/10/06	2009/10/13
16906	Deutsche Bank AG – PetroChina European Put Wts Oct 2009	2009/10/06	2009/10/13
17559	UBS AG – China Life European Warrants Oct 2009	2009/10/06	2009/10/13
01942	ABN AMRO Bank N.V. – China Life European Warrants Oct 2009	2009/10/07	2009/10/14
03270	BOCI Asia Ltd. – HSBC European Warrants Oct 2009	2009/10/07	2009/10/14
16116	CC Rabobank B.A. – Ch Comm Cons European Warrants Oct 2009	2009/10/07	2009/10/14
16119	CC Rabobank B.A. – Ch Railway Cons European Wts Oct 2009	2009/10/07	2009/10/14
14537	BOCI Asia Ltd. – HKEx European Warrants Oct 2009	2009/10/08	2009/10/15
16672	BNP Paribas Arbit Issu B.V. – HSBC European Put Wts Oct 09 E	2009/10/08	2009/10/15
15425	SGA Societe Generale Acceptance N.V. – Petch Eu Put Wt Oct09	2009/10/09	2009/10/16
15770	KBC Fin Products Int'l Ltd. – HSBC Euro Put Wts Oct 2009 A	2009/10/09	2009/10/16
16029	KBC Fin Products Int'l Ltd. – PetroChina Eur Put Wt Oct 2009	2009/10/09	2009/10/16
16064	KBC Fin Products Int'l Ltd. – China Tel Euro Wts Oct 2009	2009/10/09	2009/10/16
16189	Deutsche Bank AG – HSBC European Put Warrants Oct 2009 C	2009/10/09	2009/10/16
16497	KBC Fin Products Int'l Ltd. – HSBC European Wts Oct 2009 D	2009/10/09	2009/10/16
16578	KBC Fin Products Int'l Ltd. – BOCL Euro Put Wts Oct 2009 B	2009/10/09	2009/10/16
16579	KBC Fin Products Int'l Ltd. – China Life Eur Put Wt Oct 2009	2009/10/09	2009/10/16
15743	Merrill Lynch Int'l & Co. C.V. – Ch Mobile Eur Wt Oct 2009 C	2009/10/12	2009/10/19
15818	SGA Societe Generale Acceptance N.V. – Ch Mob Eu Wt Oct 09 B	2009/10/12	2009/10/19
16105	KBC Fin Products Int'l Ltd. – Ch Comm Cons Euro Wts Oct 2009	2009/10/12	2009/10/19
16316	ABN AMRO Bank N.V. – China Mobile European Wts Oct 2009 A	2009/10/12	2009/10/19
16638	KBC Fin Products Int'l Ltd. – Sinopec Euro Wts Oct 2009 E	2009/10/12	2009/10/19
13017	BNP Paribas Arbit Issu B.V. – Sinopec Corp Eur Put Wt Oct 09	2009/10/13	2009/10/20
13678	UBS AG – HS Bank European Warrants Oct 2009 A	2009/10/13	2009/10/20
13683	UBS AG – PICC European Warrants Oct 2009	2009/10/13	2009/10/20
13704	UBS AG – BankComm European Put Warrants Oct 2009	2009/10/13	2009/10/20
14210	UBS AG – Zijin Mining European Warrants Oct 2009	2009/10/13	2009/10/20
14349	UBS AG – HSBC European Warrants Oct 2009 C	2009/10/13	2009/10/20
14661	UBS AG – SHK Ppt European Warrants Oct 2009 A	2009/10/13	2009/10/20
14788	BNP Paribas Arbit Issu B.V. – Ch Mobile Eu Put Wt Oct 2009	2009/10/13	2009/10/20
15008	BNP Paribas Arbit Issu B.V. – Ch Mobile Euro Wts Oct 2009	2009/10/13	2009/10/20
15042	Deutsche Bank AG – China Mobile European Put Wts Oct 2009	2009/10/13	2009/10/20
15079	UBS AG – CNOOC European Warrants Oct 2009 A	2009/10/13	2009/10/20
15090	Deutsche Bank AG – HKEx European Put Warrants Oct 2009	2009/10/13	2009/10/20
15145	Citigroup Global Mkt H Inc. – China Mobile Euro Wts Oct 2009A	2009/10/13	2009/10/20
15198	SGA Societe Generale Acceptance N.V. – Petch Eu Wt Oct 2009C	2009/10/13	2009/10/20
15244	Deutsche Bank AG – CNOOC European Warrants Oct 2009	2009/10/13	2009/10/20
15326	SGA Societe Generale Acceptance N.V. – CNOOC Eu Wt Oct 2009A	2009/10/13	2009/10/20
15338	Citigroup Global Mkt H Inc. – Ping An Euro Wts Oct 2009	2009/10/13	2009/10/20
15339	Citigroup Global Mkt H Inc. – MTRC European Wts Oct 2009 B	2009/10/13	2009/10/20
15429	Credit Suisse – BOCL European Warrants Oct 2009 A	2009/10/13	2009/10/20
15443	BNP Paribas Arbit Issu B.V. – PetroCh Euro Wts Oct 2009	2009/10/13	2009/10/20
15795	SGA Societe Generale Acceptance N.V. – CRCC Eu Wt Oct 2009	2009/10/13	2009/10/20
15834	BNP Paribas Arbit Issu B.V. – HKEx European Wts Oct 2009	2009/10/13	2009/10/20

## List of expired derivative warrants, 2009 (continued)

Code	Warrant	Last trading date	Delisted date
15835	SGA Societe Generale Acceptance N.V. – HKEx Eu Wt Oct 2009	2009/10/13	2009/10/20
15851	Deutsche Bank AG – China Mobile European Warrants Oct 2009 A	2009/10/13	2009/10/20
15872	Deutsche Bank AG – China Mobile European Warrants Oct 2009 B	2009/10/13	2009/10/20
15877	Merrill Lynch Int'l & Co. C.V.-Sinopec Eu Put Warrants Oct09	2009/10/13	2009/10/20
15906	Merrill Lynch Int'l & Co. C.V. – HS Bank Euro Put Wts Oct 09	2009/10/13	2009/10/20
15945	BNP Paribas Arbit Issu B.V. – HSBC European Put Wts Oct 09 B	2009/10/13	2009/10/20
15960	SGA Societe Generale Acceptance N.V. – BOCL Eu Wt Oct 2009 A	2009/10/13	2009/10/20
16004	Deutsche Bank AG – China Life European Put Wts Oct 2009	2009/10/13	2009/10/20
16013	UBS AG – Sinopec Corp European Warrants Oct 2009	2009/10/13	2009/10/20
16162	SGA Societe Generale Acceptance N.V. – A50 Ch Eu Wt Oct 09 C	2009/10/13	2009/10/20
16184	SGA Societe Generale Acceptance N.V. – CP&CC Eur Wt Oct 2009	2009/10/13	2009/10/20
10865	ABN AMRO Bank N.V. – Gold European Put Warrants Oct 2009	2009/10/13	2009/10/20
16323	UBS AG – HKEx European Warrants Oct 2009	2009/10/13	2009/10/20
16368	SGA Societe Generale Acceptance N.V. – BOCom Eur Wt Oct 09 B	2009/10/13	2009/10/20
16518	Deutsche Bank AG – China Life European Warrants Oct 2009 B	2009/10/13	2009/10/20
16604	ABN AMRO Bank N.V. – BOCL European Warrants Oct 2009	2009/10/13	2009/10/20
16695	ABN AMRO Bank N.V. – HSBC European Put Warrants Oct 2009	2009/10/13	2009/10/20
17133	Credit Suisse – BOCL European Warrants Oct 2009 B	2009/10/13	2009/10/20
15000	Credit Suisse – China Mobile European Warrants Oct 2009	2009/10/14	2009/10/21
15701	SGA Societe Generale Acceptance N.V. – CNOOC Eu Wt Oct 2009B	2009/10/14	2009/10/21
15931	Merrill Lynch Int'l & Co. C.V. – SHK Ppt Euro Wts Oct 2009	2009/10/14	2009/10/21
17187	J P Morgan SP BV – BOCL European Warrants Oct 2009	2009/10/14	2009/10/21
15452	Merrill Lynch Int'l & Co. C.V. – Ch Mobile Eur Wt Oct 2009 B	2009/10/15	2009/10/22
16376	KBC Fin Products Int'l Ltd. – Ch Mobile Euro Wt Oct 2009 B	2009/10/15	2009/10/22
16028	KBC Fin Products Int'l Ltd. – HSBC Euro Put Wts Oct 2009 B	2009/10/16	2009/10/23
17521	J P Morgan SP BV – China Life European Put Warrants Oct 2009	2009/10/16	2009/10/23
13052	J P Morgan SP BV – HSBC European Warrants Oct 2009	2009/10/19	2009/10/27
14852	KBC Fin Products Int'l Ltd. – Ch Mobile Euro Wt Oct 2009 A	2009/10/19	2009/10/27
14875	KBC Fin Products Int'l Ltd. – Sinopec Corp Eu Put Wt Oct 09A	2009/10/19	2009/10/27
15333	Citigroup Global Mkt H Inc. – China Mobile Eur Wt Oct 2009 C	2009/10/19	2009/10/27
15334	Citigroup Global Mkt H Inc. – China Mobile Eur Wt Oct 2009 D	2009/10/19	2009/10/27
15445	KBC Fin Products Int'l Ltd. – Sinopec Corp Eu Put Wt Oct 09B	2009/10/19	2009/10/27
15636	CC Rabobank B.A. – A50 China European Warrants Oct 2009 A	2009/10/19	2009/10/27
16211	SGA Societe Generale Acceptance N.V. – Ch Mob Eu Wt Oct 09 C	2009/10/19	2009/10/27
16371	Standard Bank PLC – China Life European Warrants Oct 2009	2009/10/19	2009/10/27
16397	ABN AMRO Bank N.V. – China Mobile European Wts Oct 2009 B	2009/10/19	2009/10/27
01843	Deutsche Bank AG – China Life European Warrants Oct 2009 A	2009/10/20	2009/10/28
14818	J P Morgan SP BV – HKEx European Put Wts Oct 2009	2009/10/20	2009/10/28
14820	UBS AG – China Mobile European Warrants Oct 2009 A	2009/10/20	2009/10/28
14824	UBS AG – China Mobile European Put Warrants Oct 2009	2009/10/20	2009/10/28
14960	UBS AG – PetroChina European Warrants Oct 2009 A	2009/10/20	2009/10/28
15127	UBS AG – China Mobile European Warrants Oct 2009 B	2009/10/20	2009/10/28
15146	Citigroup Global Mkt H Inc. -China Mobile Euro Wts Oct 2009B	2009/10/20	2009/10/28
15267	UBS AG – CNOOC European Warrants Oct 2009 B	2009/10/20	2009/10/28
15272	UBS AG – PetroChina European Warrants Oct 2009 B	2009/10/20	2009/10/28
15419	Deutsche Bank AG – Cheung Kong European Warrants Oct 2009	2009/10/20	2009/10/28
15451	Merrill Lynch Int'l & Co. C.V. – Ch Mobile Eur Wt Oct 2009 A	2009/10/20	2009/10/28
15532	UBS AG – China Mengniu European Warrants Oct 2009	2009/10/20	2009/10/28
15591	UBS AG – HS Bank European Put Warrants Oct 2009	2009/10/20	2009/10/28
15604	UBS AG – A50 China European Warrants Oct 2009 A	2009/10/20	2009/10/28
15616	SGA Societe Generale Acceptance N.V. – Ch Mob Eu Wt Oct 09A	2009/10/20	2009/10/28
15675	SGA Societe Generale Acceptance N.V. – Shenhua Eu Wt Oct2009	2009/10/20	2009/10/28
15767	UBS AG – HS Bank European Warrants Oct 2009 B	2009/10/20	2009/10/28
15769	UBS AG – SHK Ppt European Warrants Oct 2009 B	2009/10/20	2009/10/28
15822	SGA Societe Generale Acceptance N.V. – HSBC Eu Wt Oct 2009 A	2009/10/20	2009/10/28
15836	SGA Societe Generale Acceptance N.V. – SHK P Eu Wt Oct 2009	2009/10/20	2009/10/28
15871	UBS AG – China National Building European Warrants Oct 2009	2009/10/20	2009/10/28
15919	Deutsche Bank AG – Sinopec Corp European Put Wts Oct 2009	2009/10/20	2009/10/28
16005	Deutsche Bank AG – PetroChina European Warrants Oct 2009	2009/10/20	2009/10/28
16186	BNP Paribas Arbit Issu B.V. – CNOOC European Wts Oct 2009	2009/10/20	2009/10/28
16223	BNP Paribas Arbit Issu B.V. – ICBC European Wts Oct 2009 A	2009/10/20	2009/10/28
10859	ABN AMRO Bank N.V. – Gold European Warrants Oct 2009	2009/10/20	2009/10/28
16292	SGA Societe Generale Acceptance N.V. – CLife Eu Wt Oct 2009C	2009/10/20	2009/10/28
16295	SGA Societe Generale Acceptance N.V. – ICBC Eu Wt Oct 2009 A	2009/10/20	2009/10/28
16302	UBS AG – A50 China European Warrants Oct 2009 B	2009/10/20	2009/10/28
16303	UBS AG – A50 China European Warrants Oct 2009 C	2009/10/20	2009/10/28
16300	SGA Societe Generale Acceptance N.V. – BOCL Eu Wt Oct 2009 C	2009/10/20	2009/10/28
16304	UBS AG – A50 China European Warrants Oct 2009 D	2009/10/20	2009/10/28
16349	SGA Societe Generale Acceptance N.V. – CNOOC Eu Wt Oct 2009D	2009/10/20	2009/10/28
16585	ABN AMRO Bank N.V. – China Mobile European Wts Oct 2009 C	2009/10/20	2009/10/28
16628	Deutsche Bank AG – ICBC European Warrants Oct 2009 B	2009/10/20	2009/10/28
16631	Deutsche Bank AG – CC Bank European Warrants Oct 2009 B	2009/10/20	2009/10/28
16637	Deutsche Bank AG – China Life European Warrants Oct 2009 D	2009/10/20	2009/10/28
16639	ABN AMRO Bank N.V. – ICBC European Warrants Oct 2009 A	2009/10/20	2009/10/28
16690	Deutsche Bank AG – A50 China European Warrants Oct 2009 B	2009/10/20	2009/10/28
16721	UBS AG – A50 China European Put Warrants Oct 2009	2009/10/20	2009/10/28
16727	Deutsche Bank AG – BOCL European Warrants Oct 2009 B	2009/10/20	2009/10/28
16731	Deutsche Bank AG – BOCL European Put Warrants Oct 2009	2009/10/20	2009/10/28
16746	Deutsche Bank AG – HSBC European Put Warrants Oct 2009 E	2009/10/20	2009/10/28
16786	ABN AMRO Bank N.V. – BOCL European Put Warrants Oct 2009	2009/10/20	2009/10/28
16789	ABN AMRO Bank N.V. – ICBC European Put Warrants Oct 2009	2009/10/20	2009/10/28
16987	UBS AG – China Mobile European Warrants Oct 2009 C	2009/10/20	2009/10/28
16992	UBS AG – ICBC European Put Warrants Oct 2009	2009/10/20	2009/10/28
05718	SGA Societe Generale Acceptance N.V. – Petch Eu Wt Oct 2009A	2009/10/21	2009/10/29
07093	Barclays Bank plc – China Life European Warrants Oct 2009	2009/10/21	2009/10/29
15941	BNP Paribas Arbit Issu B.V. – HSBC European Wts Oct 2009 C	2009/10/21	2009/10/29
16797	SGA Societe Generale Acceptance N.V. – BOCL Eu Wt Oct 2009 D	2009/10/21	2009/10/29

## List of expired derivative warrants, 2009 (continued)

Code	Warrant	Last trading date	Delisted date
16801	SGA Societe Generale Acceptance N.V. – Petch Eu Wt Oct 2009D	2009/10/21	2009/10/29
05710	SGA Societe Generale Acceptance N.V. – BOCom Eur Wt Oct 09 A	2009/10/22	2009/10/30
02073	Macquarie Bank Ltd. – China Life European Wts Oct 2009 A	2009/10/22	2009/10/30
07716	Macquarie Bank Ltd. – CNPC European Warrants Oct 2009	2009/10/22	2009/10/30
03472	Macquarie Bank Ltd. – Lenovo European Warrants Oct 2009	2009/10/22	2009/10/30
13117	CC Rabobank B.A. – Hutchison European Warrants Oct 2009	2009/10/22	2009/10/30
14634	CC Rabobank B.A. – BankComm European Warrants Oct 2009	2009/10/22	2009/10/30
14655	CC Rabobank B.A. – CC Bank European Put Warrants Oct 2009	2009/10/22	2009/10/30
14859	J P Morgan SP BV – SHK Ppt European Warrants Oct 2009	2009/10/22	2009/10/30
15064	Goldman Sachs SP (Asia) – China Mobile Euro Wts Oct 2009	2009/10/22	2009/10/30
15136	CC Rabobank B.A. – Ch Mobile European Warrants Oct 2009 A	2009/10/22	2009/10/30
15219	Goldman Sachs SP (Asia) – PetroChina European Wts Oct 2009	2009/10/22	2009/10/30
15348	CC Rabobank B.A. – Ch Mobile European Warrants Oct 2009 B	2009/10/22	2009/10/30
15344	J P Morgan SP BV – Cathay Pac European Warrants Oct 2009	2009/10/22	2009/10/30
15353	Goldman Sachs SP (Asia) – China Shenhua Euro Wts Oct 2009	2009/10/22	2009/10/30
15356	Goldman Sachs SP (Asia) – China Life Euro Wts Oct 2009 A	2009/10/22	2009/10/30
15418	Macquarie Bank Ltd. – China Life European Put Wts Oct 2009	2009/10/22	2009/10/30
15412	Macquarie Bank Ltd. – China Life European Wts Oct 2009 B	2009/10/22	2009/10/30
15456	CC Rabobank B.A. – CC Bank European Warrants Oct 2009	2009/10/22	2009/10/30
15866	Barclays Bank plc – HSBC European Warrants Oct 2009	2009/10/22	2009/10/30
16104	KBC Fin Products Int'l Ltd. – HSCEI Euro Put Wts Oct 2009	2009/10/22	2009/10/30
16281	CC Rabobank B.A. – HSI European Warrants Oct 2009 A	2009/10/22	2009/10/30
16287	CC Rabobank B.A. – HSI European Put Warrants Oct 2009 D	2009/10/22	2009/10/30
16434	Macquarie Bank Ltd. – CM Bank European Put Warrants Oct 2009	2009/10/22	2009/10/30
16447	Macquarie Bank Ltd. – Sinopec Corp Euro Put Wts Oct 2009	2009/10/22	2009/10/30
16443	Macquarie Bank Ltd. – Sinopec Corp European Wts Oct 2009 A	2009/10/22	2009/10/30
16458	CC Rabobank B.A. – HSI European Warrants Oct 2009 B	2009/10/22	2009/10/30
16523	Macquarie Bank Ltd. – Esprit European Warrants Oct 2009	2009/10/22	2009/10/30
16563	KBC Fin Products Int'l Ltd. – HSI European Wts Oct 2009 A	2009/10/22	2009/10/30
16564	KBC Fin Products Int'l Ltd. – HSI European Wts Oct 2009 B	2009/10/22	2009/10/30
16565	KBC Fin Products Int'l Ltd. – HSI European Wts Oct 2009 C	2009/10/22	2009/10/30
16566	KBC Fin Products Int'l Ltd. – HSI European Wts Oct 2009 D	2009/10/22	2009/10/30
16570	KBC Fin Products Int'l Ltd. – HSI Euro Put Wts Oct 2009 E	2009/10/22	2009/10/30
16571	KBC Fin Products Int'l Ltd. – HSI Euro Put Wts Oct 2009 F	2009/10/22	2009/10/30
16572	KBC Fin Products Int'l Ltd. – HSI Euro Put Wts Oct 2009 G	2009/10/22	2009/10/30
16574	Macquarie Bank Ltd. – China Tel Euro Put Warrants Oct 2009	2009/10/22	2009/10/30
16597	Macquarie Bank Ltd. – HKEx European Warrants Oct 2009	2009/10/22	2009/10/30
16602	BNP Paribas Arbit Issu B.V. – HSI European Wts Oct 2009 A	2009/10/22	2009/10/30
16607	Macquarie Bank Ltd. – Sinopec Corp European Wts Oct 2009 B	2009/10/22	2009/10/30
16608	SGA Societe Generale Acceptance N.V. – HSI Eur Wt Oct 2009 D	2009/10/22	2009/10/30
16612	SGA Societe Generale Acceptance N.V. – HSI Eu Put Wt Oct 09A	2009/10/22	2009/10/30
16613	SGA Societe Generale Acceptance N.V. – HSI Eu Put Wt Oct 09B	2009/10/22	2009/10/30
16614	SGA Societe Generale Acceptance N.V. – HSI Eu Put Wt Oct 09C	2009/10/22	2009/10/30
16633	Deutsche Bank AG – HSI European Warrants Oct 2009 A	2009/10/22	2009/10/30
16634	Deutsche Bank AG – HSI European Warrants Oct 2009 B	2009/10/22	2009/10/30
16629	Deutsche Bank AG – HSI European Put Warrants Oct 2009 D	2009/10/22	2009/10/30
16640	Macquarie Bank Ltd. – BOCL European Warrants Oct 2009	2009/10/22	2009/10/30
16644	Macquarie Bank Ltd. – BOCL European Put Warrants Oct 2009	2009/10/22	2009/10/30
16650	Deutsche Bank AG – HSCEI European Warrants Oct 2009	2009/10/22	2009/10/30
16654	Deutsche Bank AG – HSCEI European Put Warrants Oct 2009	2009/10/22	2009/10/30
16662	CC Rabobank B.A. – HSI European Warrants Oct 2009 C	2009/10/22	2009/10/30
16666	CC Rabobank B.A. – HSI European Put Warrants Oct 2009 E	2009/10/22	2009/10/30
16667	Deutsche Bank AG – HSI European Warrants Oct 2009 C	2009/10/22	2009/10/30
16671	Deutsche Bank AG – HSI European Put Warrants Oct 2009 E	2009/10/22	2009/10/30
16674	Goldman Sachs SP (Asia) – China Life Euro Wts Oct 2009 B	2009/10/22	2009/10/30
16675	Goldman Sachs SP (Asia) – HSI European Warrants Oct 2009 A	2009/10/22	2009/10/30
16684	Macquarie Bank Ltd. – Sinopec Corp European Wts Oct 2009 C	2009/10/22	2009/10/30
16687	Deutsche Bank AG – HSI European Warrants Oct 2009 F	2009/10/22	2009/10/30
16691	Deutsche Bank AG – HSI European Put Warrants Oct 2009 G	2009/10/22	2009/10/30
16692	BNP Paribas Arbit Issu B.V. – HSI European Wts Oct 2009 B	2009/10/22	2009/10/30
16696	BNP Paribas Arbit Issu B.V. – HSI Euro Put Wts Oct 2009 C	2009/10/22	2009/10/30
16697	BNP Paribas Arbit Issu B.V. – HSI Euro Put Wts Oct 2009 D	2009/10/22	2009/10/30
16702	Macquarie Bank Ltd. – HSI European Warrants Oct 2009 A	2009/10/22	2009/10/30
16713	SGA Societe Generale Acceptance N.V. – HSI Eur Wt Oct 2009 E	2009/10/22	2009/10/30
16714	SGA Societe Generale Acceptance N.V. – HSI Eur Wt Oct 2009 F	2009/10/22	2009/10/30
16717	SGA Societe Generale Acceptance N.V. – HSI Eu Put Wt Oct 09G	2009/10/22	2009/10/30
16718	SGA Societe Generale Acceptance N.V. – HSI Eu Put Wt Oct 09H	2009/10/22	2009/10/30
16728	KBC Fin Products Int'l Ltd. – HSI European Wts Oct 2009 H	2009/10/22	2009/10/30
16732	KBC Fin Products Int'l Ltd. – HSI Euro Put Wts Oct 2009 I	2009/10/22	2009/10/30
16730	BOCI Asia Ltd. – China Life European Warrants Oct 2009	2009/10/22	2009/10/30
16734	BOCI Asia Ltd. – ICBC European Warrants Oct 2009	2009/10/22	2009/10/30
16735	BOCI Asia Ltd. – HSI European Warrants Oct 2009	2009/10/22	2009/10/30
16740	Deutsche Bank AG – HSI European Put Warrants Oct 2009 I	2009/10/22	2009/10/30
16736	Deutsche Bank AG – HSI European Warrants Oct 2009 H	2009/10/22	2009/10/30
16743	Macquarie Bank Ltd. – HSI European Warrants Oct 2009 B	2009/10/22	2009/10/30
16747	Macquarie Bank Ltd. – HSI European Put Warrants Oct 2009	2009/10/22	2009/10/30
16759	Goldman Sachs SP (Asia) – HSI European Warrants Oct 2009 B	2009/10/22	2009/10/30
16763	Goldman Sachs SP (Asia) – HSI European Put Wts Oct 2009	2009/10/22	2009/10/30
16760	SGA Societe Generale Acceptance N.V. – HSCEI Eu Wt Oct 2009A	2009/10/22	2009/10/30
16761	SGA Societe Generale Acceptance N.V. – HSCEI Eu Wt Oct 2009B	2009/10/22	2009/10/30
16764	SGA Societe Generale Acceptance N.V. – HSCEI Eu Put Wt Oct 09C	2009/10/22	2009/10/30
16765	SGA Societe Generale Acceptance N.V. – HSCEI Eu Put Wt Oct 09D	2009/10/22	2009/10/30
16766	KBC Fin Products Int'l Ltd. – HSI European Wts Oct 2009 J	2009/10/22	2009/10/30
16767	KBC Fin Products Int'l Ltd. – HSI European Wts Oct 2009 K	2009/10/22	2009/10/30
16771	KBC Fin Products Int'l Ltd. – HSI Euro Put Wts Oct 2009 L	2009/10/22	2009/10/30
16772	KBC Fin Products Int'l Ltd. – HSI Euro Put Wts Oct 2009 M	2009/10/22	2009/10/30
16780	BNP Paribas Arbit Issu B.V. – HSCEI European Wts Oct 2009	2009/10/22	2009/10/30



## List of expired derivative warrants, 2009 (continued)

Code	Warrant	Last trading date	Delisted date
16784	BNP Paribas Arbit Issu B.V. – HSCEI Euro Put Wts Oct 2009	2009/10/22	2009/10/30
16785	ABN AMRO Bank N.V. – ICBC European Warrants Oct 2009 B	2009/10/22	2009/10/30
16787	ABN AMRO Bank N.V. – HSI European Put Warrants Oct 2009 A	2009/10/22	2009/10/30
16794	Macquarie Bank Ltd. – Henderson Land Dev Euro Wts Oct 2009	2009/10/22	2009/10/30
16796	Macquarie Bank Ltd. – ICBC European Put Warrants Oct 2009	2009/10/22	2009/10/30
16792	Macquarie Bank Ltd. – ICBC European Warrants Oct 2009	2009/10/22	2009/10/30
16788	Macquarie Bank Ltd. – Cheung Kong European Warrants Oct 2009	2009/10/22	2009/10/30
16814	ABN AMRO Bank N.V. – HSI European Warrants Oct 2009	2009/10/22	2009/10/30
16828	CC Rabobank B.A. – HSI European Put Warrants Oct 2009 F	2009/10/22	2009/10/30
16829	CC Rabobank B.A. – HSI European Put Warrants Oct 2009 G	2009/10/22	2009/10/30
16921	ABN AMRO Bank N.V. – HSI European Put Warrants Oct 2009 B	2009/10/22	2009/10/30
16943	Barclays Bank plc – HSI European Put Warrants Oct 2009	2009/10/22	2009/10/30
17013	UBS AG – HSI European Put Warrants Oct 2009	2009/10/22	2009/10/30
17059	Merrill Lynch Int'l & Co. C.V. – HSI European Warrants Oct09	2009/10/22	2009/10/30
17190	J P Morgan SP BV – ICBC European Put Wts Oct 2009	2009/10/22	2009/10/30
05835	SGA Societe Generale Acceptance N.V. – HWL Euro Wts Oct 09A	2009/10/23	2009/11/02
02739	J P Morgan SP BV – Hutchison European Warrants Oct 2009	2009/10/23	2009/11/02
03364	CC Rabobank B.A. – China Tel European Warrants Oct 2009	2009/10/23	2009/11/02
02609	SGA Societe Generale Acceptance N.V. – CTel Eur Wts Oct 2009	2009/10/23	2009/11/02
15458	CC Rabobank B.A. – HKEx European Warrants Oct 2009	2009/10/23	2009/11/02
15460	CC Rabobank B.A. – HSBC European Warrants Oct 2009 B	2009/10/23	2009/11/02
15740	CC Rabobank B.A. – Hang Seng Bank European Warrants Oct 2009	2009/10/23	2009/11/02
15741	CC Rabobank B.A. – HSBC European Warrants Oct 2009 C	2009/10/23	2009/11/02
15880	HK Bank – China Overseas European Warrants Oct 2009	2009/10/23	2009/11/02
15882	HK Bank – Esprit European Warrants Oct 2009	2009/10/23	2009/11/02
16089	SGA Societe Generale Acceptance N.V. – CLife Eu Wt Oct 2009B	2009/10/23	2009/11/02
16191	CC Rabobank B.A. – HSBC European Warrants Oct 2009 D	2009/10/23	2009/11/02
16293	SGA Societe Generale Acceptance N.V. – HSBC Eu Wt Oct 2009 C	2009/10/23	2009/11/02
16598	Macquarie Bank Ltd. – PetroChina European Put Wts Oct 2009	2009/10/23	2009/11/02
01472	BNP Paribas Arbit Issu B.V. – China Life Eur Put Wt Nov 09C	2009/10/27	2009/11/03
01979	Deutsche Bank AG – China Life European Put Wts Nov 2009 B	2009/10/27	2009/11/03
02665	CC Rabobank B.A. – ICBC European Warrants Nov 2009 A	2009/10/27	2009/11/03
14583	Merrill Lynch Int'l & Co. C.V. – Ch Mobile Eur Wt Nov 2009	2009/10/27	2009/11/03
14846	Merrill Lynch Int'l & Co. C.V. – Ch Comm Cons Eu Wt Nov 2009	2009/10/27	2009/11/03
14895	Calyon Fin P (G) Ltd. – China Mobile European Wts Nov 2009	2009/10/27	2009/11/03
15437	KBC Fin Products Int'l Ltd. – PetroChina Euro Wts Nov 2009 B	2009/10/27	2009/11/03
15777	Credit Suisse – CM Bank European Warrants Nov 2009 A	2009/10/27	2009/11/03
15815	SGA Societe Generale Acceptance N.V. – CNOOC Eu Wt Nov 2009	2009/10/27	2009/11/03
15842	BNP Paribas Arbit Issu B.V. – HKEx European Put Wts Nov 09 A	2009/10/27	2009/11/03
15863	SGA Societe Generale Acceptance N.V. – CP&CC Eur Wt Nov 09B	2009/10/27	2009/11/03
15873	Deutsche Bank AG – China Mobile European Warrants Nov 2009 A	2009/10/27	2009/11/03
16035	KBC Fin Products Int'l Ltd. – BOCL European Wts Nov 2009 A	2009/10/27	2009/11/03
16048	BNP Paribas Arbit Issu B.V. – A50 China Euro Wts Nov 2009	2009/10/27	2009/11/03
16067	Deutsche Bank AG – CNOOC European Warrants Nov 2009	2009/10/27	2009/11/03
16147	SGA Societe Generale Acceptance N.V. – CTel Eu Wt Nov 2009 A	2009/10/27	2009/11/03
16195	SGA Societe Generale Acceptance N.V. – BOCL Eu Wt Nov 2009 B	2009/10/27	2009/11/03
16271	Deutsche Bank AG – China Mobile European Warrants Nov 2009 B	2009/10/27	2009/11/03
16301	SGA Societe Generale Acceptance N.V. – A50 Ch Eu Wt Nov 09 B	2009/10/27	2009/11/03
16326	UBS AG – HSBC European Warrants Nov 2009	2009/10/27	2009/11/03
16336	KBC Fin Products Int'l Ltd. – A50 Ch Euro Wts Nov 2009	2009/10/27	2009/11/03
16357	Deutsche Bank AG – A50 China European Warrants Nov 2009	2009/10/27	2009/11/03
16554	Deutsche Bank AG – CNOOC European Put Warrants Nov 2009 A	2009/10/27	2009/11/03
16580	KBC Fin Products Int'l Ltd. – ICBC Euro Put Wts Nov 2009 C	2009/10/27	2009/11/03
16593	Deutsche Bank AG – PetroChina European Warrants Nov 2009	2009/10/27	2009/11/03
16620	KBC Fin Products Int'l Ltd. – BOCL European Wts Nov 2009 C	2009/10/27	2009/11/03
16768	KBC Fin Products Int'l Ltd. – BOCL European Wts Nov 2009 D	2009/10/27	2009/11/03
16812	Deutsche Bank AG – CC Bank European Put Warrants Nov 2009	2009/10/27	2009/11/03
16813	Deutsche Bank AG – Sinopec Corp European Warrants Nov 2009 B	2009/10/27	2009/11/03
16896	Merrill Lynch Int'l & Co. C.V. – ICBC European Put Wts Nov09	2009/10/27	2009/11/03
17219	SGA Societe Generale Acceptance N.V. – Petch Eu Wt Nov 2009F	2009/10/27	2009/11/03
17356	ABN AMRO Bank N.V. – China Life European Warrants Nov 2009 G	2009/10/27	2009/11/03
14847	Merrill Lynch Int'l & Co. C.V. – CM Bank Euro Wts Nov 2009	2009/10/28	2009/11/04
15487	Merrill Lynch Int'l & Co. C.V. – Sinopec Euro Wts Nov 2009	2009/10/28	2009/11/04
15991	ABN AMRO Bank N.V. – PetroChina European Warrants Nov 2009 B	2009/10/28	2009/11/04
16108	KBC Fin Products Int'l Ltd. – China Life Euro Wts Nov 2009 C	2009/10/28	2009/11/04
16465	BNP Paribas Arbit Issu B.V. – China Life Euro Wts Nov 2009 A	2009/10/28	2009/11/04
16500	KBC Fin Products Int'l Ltd. – HSBC Euro Put Wts Nov 2009	2009/10/28	2009/11/04
16522	BNP Paribas Arbit Issu B.V. – HSBC European Wts Nov 2009	2009/10/28	2009/11/04
16583	BNP Paribas Arbit Issu B.V. – Ch Mobile Euro Wts Nov 2009	2009/10/28	2009/11/04
16653	BNP Paribas Arbit Issu B.V. – BOCL European Wts Nov 2009 B	2009/10/28	2009/11/04
16698	BNP Paribas Arbit Issu B.V. – HKEx European Put Wts Nov 09 B	2009/10/28	2009/11/04
17048	Credit Suisse – HKEx European Put Warrants Nov 2009 B	2009/10/28	2009/11/04
17265	ABN AMRO Bank N.V. – China Life European Warrants Nov 2009 F	2009/10/28	2009/11/04
17292	BNP Paribas Arbit Issu B.V. – China Life Euro Wts Nov 2009 B	2009/10/28	2009/11/04
15708	Credit Suisse – A50 China European Warrants Nov 2009	2009/10/29	2009/11/05
15915	HK Bank – Lenovo European Warrants Nov 2009	2009/10/29	2009/11/05
15916	HK Bank – Zijin Mining European Warrants Nov 2009	2009/10/29	2009/11/05
17193	SGA Societe Generale Acceptance N.V. – SHK P Eu Wt Nov 2009	2009/10/29	2009/11/05
16592	KBC Fin Products Int'l Ltd. – ICBC European Wts Nov 2009 B	2009/10/30	2009/11/06
16106	KBC Fin Products Int'l Ltd. – Ch Comm Cons Euro Wts Nov 09 A	2009/11/02	2009/11/09
16502	CC Rabobank B.A. – HSBC European Warrants Nov 2009	2009/11/02	2009/11/09
16589	KBC Fin Products Int'l Ltd. – CC Bank Euro Put Wts Nov 2009B	2009/11/02	2009/11/09
16750	CC Rabobank B.A. – Sinopec Corp European Warrants Nov 2009	2009/11/02	2009/11/09
07640	Calyon Fin P (G) Ltd. – China Life European Wts Nov 2009	2009/11/03	2009/11/10
15371	Deutsche Bank AG – China Mobile European Put Wts Nov 2009 C	2009/11/03	2009/11/10
15398	Deutsche Bank AG – Sinopec Corp European Warrants Nov 2009 A	2009/11/03	2009/11/10
15515	BNP Paribas Arbit Issu B.V. – CNOOC European Wts Nov 2009	2009/11/03	2009/11/10

## List of expired derivative warrants, 2009 (continued)

Code	Warrant	Last trading date	Delisted date
15833	BNP Paribas Arbit Issu B.V. – Sinopec Corp Euro Wts Nov 2009	2009/11/03	2009/11/10
15849	SGA Societe Generale Acceptance N.V. – MTRC Eur Wts Nov 2009	2009/11/03	2009/11/10
15908	Merrill Lynch Int'l & Co. C.V. – SHK Ppt Euro Put Wts Nov09	2009/11/03	2009/11/10
15929	Merrill Lynch Int'l & Co. C.V. – Ch Mobile Eu Put Wt Nov2009	2009/11/03	2009/11/10
15930	Merrill Lynch Int'l & Co. C.V. – HSBC Euro Put Wt Nov 2009 A	2009/11/03	2009/11/10
15977	Credit Suisse – China Mobile European Put Warrants Nov 2009B	2009/11/03	2009/11/10
16032	Credit Suisse – PetroChina European Warrants Nov 2009	2009/11/03	2009/11/10
16183	SGA Societe Generale Acceptance N.V. – CLife Eu Wt Nov 2009B	2009/11/03	2009/11/10
16277	SGA Societe Generale Acceptance N.V. – Petch Eu Wt Nov 2009E	2009/11/03	2009/11/10
16649	SGA Societe Generale Acceptance N.V. – ICBC Eu Wt Nov 2009 B	2009/11/03	2009/11/10
16652	Deutsche Bank AG – A50 China European Put Wts Nov 2009	2009/11/03	2009/11/10
16775	KBC Fin Products Int'l Ltd. – CNOOC Euro Put Wts Nov 2009 B	2009/11/03	2009/11/10
16809	SGA Societe Generale Acceptance N.V. – Ch Mob Eu Wt Nov 2009	2009/11/03	2009/11/10
16811	Deutsche Bank AG – BOCL European Warrants Nov 2009 B	2009/11/03	2009/11/10
16846	Deutsche Bank AG – WISE CSI European Warrants Nov 2009 A	2009/11/03	2009/11/10
16850	Deutsche Bank AG – WISE CSI European Put Warrants Nov 2009	2009/11/03	2009/11/10
16864	Deutsche Bank AG – China Life European Put Wts Nov 2009 D	2009/11/03	2009/11/10
16881	Merrill Lynch Int'l & Co. C.V. – HSBC Euro Put Wt Nov 2009 B	2009/11/03	2009/11/10
16868	Merrill Lynch Int'l & Co. C.V. – China Life Eu Wt Nov 2009	2009/11/03	2009/11/10
16898	Deutsche Bank AG – HKEx European Put Warrants Nov 2009 A	2009/11/03	2009/11/10
16903	Deutsche Bank AG – CNOOC European Put Warrants Nov 2009 B	2009/11/03	2009/11/10
17188	J P Morgan SP BV – Sinopec Corp European Warrants Nov 2009	2009/11/03	2009/11/10
17211	ABN AMRO Bank N.V. – HKEx European Put Warrants Nov 2009 D	2009/11/03	2009/11/10
17315	KBC Fin Products Int'l Ltd. – China Life Euro Wts Nov 2009 D	2009/11/03	2009/11/10
17363	CC Rabobank B.A. – BOCL European Warrants Nov 2009 B	2009/11/03	2009/11/10
17577	KBC Fin Products Int'l Ltd. – China Life Eur Put Wt Nov 09 F	2009/11/03	2009/11/10
16093	KBC Fin Products Int'l Ltd. – China Life Eur Put Wt Nov 09 A	2009/11/04	2009/11/11
16577	KBC Fin Products Int'l Ltd. – BOCL European Wts Nov 2009 B	2009/11/04	2009/11/11
14414	BOCI Asia Ltd. – SHK Ppt European Warrants Nov 2009	2009/11/05	2009/11/12
16940	ABN AMRO Bank N.V. – HKEx European Put Warrants Nov 2009 C	2009/11/05	2009/11/12
17749	KBC Fin Products Int'l Ltd. – China Life Euro Wts Nov 2009 G	2009/11/05	2009/11/12
15943	HK Bank – China Life European Put Warrants Nov 2009	2009/11/06	2009/11/13
15944	HK Bank – HKEx European Put Warrants Nov 2009	2009/11/06	2009/11/13
16025	KBC Fin Products Int'l Ltd. – CNOOC Euro Put Wts Nov 2009 A	2009/11/06	2009/11/13
16937	KBC Fin Products Int'l Ltd. – ICBC Euro Put Wts Nov 2009 D	2009/11/06	2009/11/13
17355	KBC Fin Products Int'l Ltd. – Sinopec Euro Wts Nov 2009 B	2009/11/06	2009/11/13
17452	J P Morgan SP BV – China Coal European Warrants Nov 2009	2009/11/09	2009/11/16
14613	J P Morgan SP BV – CHALCO European Warrants Nov 2009	2009/11/10	2009/11/17
14692	Merrill Lynch Int'l & Co. C.V. – Ch Overseas Eur Wt Nov 2009	2009/11/10	2009/11/17
14733	KBC Fin Products Int'l Ltd. – Ch Mobile Eu Put Wt Nov 2009 A	2009/11/10	2009/11/17
14776	ABN AMRO Bank N.V. – China Mobile Euro Put Wts Nov 2009	2009/11/10	2009/11/17
15034	KBC Fin Products Int'l Ltd. – PetroChina Euro Wts Nov 2009 A	2009/11/10	2009/11/17
15692	J P Morgan SP BV – PetroChina European Warrants Nov 2009 B	2009/11/10	2009/11/17
15778	Credit Suisse – CM Bank European Warrants Nov 2009 B	2009/11/10	2009/11/17
15782	Deutsche Bank AG – PetroChina European Put Wts Nov 2009	2009/11/10	2009/11/17
15967	Credit Suisse – CC Bank European Put Warrants Nov 2009	2009/11/10	2009/11/17
16014	UBS AG – Sinopec Corp European Warrants Nov 2009	2009/11/10	2009/11/17
16050	UBS AG – Bank of EA European Warrants Nov 2009	2009/11/10	2009/11/17
16142	SGA Societe Generale Acceptance N.V. – A50 Ch Eu Wt Nov 09 A	2009/11/10	2009/11/17
16584	Deutsche Bank AG – BOCL European Warrants Nov 2009 A	2009/11/10	2009/11/17
16645	SGA Societe Generale Acceptance N.V. – CLife Eu Wt Nov 2009C	2009/11/10	2009/11/17
16647	SGA Societe Generale Acceptance N.V. – HSBC Eu Wt Nov 2009	2009/11/10	2009/11/17
16704	SGA Societe Generale Acceptance N.V. – BOCL Eu Wt Nov 2009 C	2009/11/10	2009/11/17
16803	SGA Societe Generale Acceptance N.V. – Petch Eu Put Wt Nov09	2009/11/10	2009/11/17
16808	SGA Societe Generale Acceptance N.V. – CHALCO Eu Wt Nov 2009	2009/11/10	2009/11/17
16847	Deutsche Bank AG – WISE CSI European Warrants Nov 2009 B	2009/11/10	2009/11/17
16904	Deutsche Bank AG – ICBC European Put Warrants Nov 2009	2009/11/10	2009/11/17
16928	Credit Suisse – ICBC European Warrants Nov 2009 B	2009/11/10	2009/11/17
16935	KBC Fin Products Int'l Ltd. – China Life Eur Put Wt Nov 09 B	2009/11/10	2009/11/17
16944	Deutsche Bank AG – HKEx European Put Warrants Nov 2009 B	2009/11/10	2009/11/17
17001	ABN AMRO Bank N.V. – BOCL European Warrants Nov 2009	2009/11/10	2009/11/17
17002	ABN AMRO Bank N.V. – China Life European Put Wts Nov 2009 E	2009/11/10	2009/11/17
16836	Macquarie Bank Ltd. – Datang European Warrants Nov 2009 B	2009/11/11	2009/11/18
14810	Citigroup Global Mkt H Inc. – PetroChina Euro Wts Nov 2009 A	2009/11/12	2009/11/19
16066	KBC Fin Products Int'l Ltd. – CC Bank Euro Put Wts Nov 2009A	2009/11/12	2009/11/19
16591	KBC Fin Products Int'l Ltd. – ICBC European Wts Nov 2009 A	2009/11/12	2009/11/19
16623	KBC Fin Products Int'l Ltd. – PetroChina Eur Put Wt Nov 2009	2009/11/12	2009/11/19
16798	SGA Societe Generale Acceptance N.V. – CP&CC Eur Wt Nov 09 C	2009/11/12	2009/11/19
16810	SGA Societe Generale Acceptance N.V. – HKEx Eu Put Wt Nov 09	2009/11/12	2009/11/19
16923	SGA Societe Generale Acceptance N.V. – CLife Eu Wt Nov 2009D	2009/11/12	2009/11/19
16961	SGA Societe Generale Acceptance N.V. – CTel Eu Wt Nov 2009B	2009/11/12	2009/11/19
09317	ABN AMRO Bank N.V. – China Life European Warrants Nov 2009 A	2009/11/13	2009/11/20
15883	Merrill Lynch Int'l & Co. C.V. – PetroChina Eu Put Wt Nov 09	2009/11/13	2009/11/20
17075	KBC Fin Products Int'l Ltd. – CC Bank Euro Wts Nov 2009	2009/11/13	2009/11/20
17077	KBC Fin Products Int'l Ltd. – ICBC European Wts Nov 2009 E	2009/11/13	2009/11/20
14800	KBC Fin Products Int'l Ltd. – Ch Mobile Eu Put Wt Nov 2009 B	2009/11/16	2009/11/23
15234	HK Bank – China Coal European Warrants Nov 2009	2009/11/16	2009/11/23
15845	HK Bank – CC Bank European Warrants Nov 2009	2009/11/16	2009/11/23
15846	HK Bank – China Life European Warrants Nov 2009	2009/11/16	2009/11/23
15848	HK Bank – ICBC European Warrants Nov 2009	2009/11/16	2009/11/23
15858	HK Bank – BOCL European Warrants Nov 2009	2009/11/16	2009/11/23
15860	HK Bank – R&F Ppt European Warrants Nov 2009	2009/11/16	2009/11/23
16107	KBC Fin Products Int'l Ltd. – Ch Comm Cons Euro Wts Nov 09 B	2009/11/16	2009/11/23
16816	CC Rabobank B.A. – China Life European Warrants Nov 2009	2009/11/16	2009/11/23
16820	CC Rabobank B.A. – China Life European Put Warrants Nov 2009	2009/11/16	2009/11/23
16862	ABN AMRO Bank N.V. – CC Bank European Put Warrants Nov 2009	2009/11/16	2009/11/23
17313	Credit Suisse – CC Bank European Warrants Nov 2009	2009/11/16	2009/11/23



## List of expired derivative warrants, 2009 (continued)

Code	Warrant	Last trading date	Delisted date
17320	KBC Fin Products Int'l Ltd. – China Life Eur Put Wt Nov 09 E	2009/11/16	2009/11/23
02638	UBS AG – Hutchison European Warrants Nov 2009 A	2009/11/17	2009/11/24
02639	UBS AG – Hutchison European Warrants Nov 2009 B	2009/11/17	2009/11/24
02708	UBS AG – CC Bank European Warrants Nov 2009 A	2009/11/17	2009/11/24
02709	UBS AG – CC Bank European Warrants Nov 2009 B	2009/11/17	2009/11/24
06002	UBS AG – CC Bank European Warrants Nov 2009 C	2009/11/17	2009/11/24
06003	UBS AG – CC Bank European Warrants Nov 2009 D	2009/11/17	2009/11/24
07952	UBS AG – Hutchison European Warrants Nov 2009 C	2009/11/17	2009/11/24
07964	UBS AG – Hutchison European Warrants Nov 2009 D	2009/11/17	2009/11/24
03347	UBS AG – China Tel European Warrants Nov 2009	2009/11/17	2009/11/24
03852	UBS AG – CC Bank European Warrants Nov 2009 E	2009/11/17	2009/11/24
03856	UBS AG – ICBC European Warrants Nov 2009 A	2009/11/17	2009/11/24
02003	ABN AMRO Bank N.V. – China Life European Put Wts Nov 2009 D	2009/11/17	2009/11/24
09577	UBS AG – ICBC European Warrants Nov 2009 B	2009/11/17	2009/11/24
09734	UBS AG – ICBC European Warrants Nov 2009 C	2009/11/17	2009/11/24
13096	Deutsche Bank AG – ICBC European Warrants Nov 2009	2009/11/17	2009/11/24
13235	Deutsche Bank AG – China Telecom European Warrants Nov 2009A	2009/11/17	2009/11/24
13331	Standard Bank PLC – ICBC European Warrants Nov 2009	2009/11/17	2009/11/24
13503	UBS AG – Ping An European Warrants Nov 2009	2009/11/17	2009/11/24
14287	SGA Societe Generale Acceptance N.V. – Petch Eu Wt Nov 2009A	2009/11/17	2009/11/24
14553	UBS AG – CHALCO European Warrants Nov 2009	2009/11/17	2009/11/24
14621	UBS AG – China Mobile European Warrants Nov 2009 A	2009/11/17	2009/11/24
14625	UBS AG – China Mobile European Put Warrants Nov 2009	2009/11/17	2009/11/24
15153	Citigroup Global Mkt H Inc. – PetroChina Euro Wts Nov 2009 B	2009/11/17	2009/11/24
15187	SGA Societe Generale Acceptance N.V. – BOCOM Eur Wt Nov 2009	2009/11/17	2009/11/24
15466	KBC Fin Products Int'l Ltd. – Sinopec Euro Wts Nov 2009 A	2009/11/17	2009/11/24
15610	BNP Paribas Arbit Issu B.V. – PetroCh Euro Wts Nov 2009	2009/11/17	2009/11/24
15704	SGA Societe Generale Acceptance N.V. – Petch Eu Wt Nov 2009B	2009/11/17	2009/11/24
15711	Credit Suisse – China Mobile European Put Warrants Nov 2009A	2009/11/17	2009/11/24
15715	SGA Societe Generale Acceptance N.V. – CP&CC Eur Wt Nov 09A	2009/11/17	2009/11/24
15805	Merrill Lynch Int'l & Co. C.V. – HKEx Eur Put Wts Nov 2009	2009/11/17	2009/11/24
15847	SGA Societe Generale Acceptance N.V. – CRail Eu Wt Nov 2009	2009/11/17	2009/11/24
15879	Merrill Lynch Int'l & Co. C.V. – PetroChina Eu Wt Nov 2009	2009/11/17	2009/11/24
15874	Merrill Lynch Int'l & Co. C.V. – CK(H) European Wts Nov 2009	2009/11/17	2009/11/24
16094	SGA Societe Generale Acceptance N.V. – CLife Eu Put Wt Nov09	2009/11/17	2009/11/24
16129	SGA Societe Generale Acceptance N.V. – Petch Eu Wt Nov 2009C	2009/11/17	2009/11/24
16196	SGA Societe Generale Acceptance N.V. – CCB Eur Wt Nov 2009 B	2009/11/17	2009/11/24
16257	ABN AMRO Bank N.V. – PetroChina European Warrants Nov 2009 C	2009/11/17	2009/11/24
16413	CC Rabobank B.A. – SPDR Gold Trust European Warrants Nov2009	2009/11/17	2009/11/24
16464	BNP Paribas Arbit Issu B.V. – BOCL European Wts Nov 2009 A	2009/11/17	2009/11/24
16519	Deutsche Bank AG – China Life European Warrants Nov 2009 A	2009/11/17	2009/11/24
16706	SGA Societe Generale Acceptance N.V. – HKEx Eu Wt Nov 2009	2009/11/17	2009/11/24
16769	KBC Fin Products Int'l Ltd. – Ch Mobile Euro Wt Nov 2009	2009/11/17	2009/11/24
16860	Deutsche Bank AG – China Life European Warrants Nov 2009 C	2009/11/17	2009/11/24
16934	BNP Paribas Arbit Issu B.V. – ICBC European Wts Nov 2009	2009/11/17	2009/11/24
17003	Deutsche Bank AG – China Life European Put Wts Nov 2009 E	2009/11/17	2009/11/24
16997	ABN AMRO Bank N.V. – China Life European Warrants Nov 2009 C	2009/11/17	2009/11/24
16991	UBS AG – HKEx European Put Warrants Nov 2009 B	2009/11/17	2009/11/24
17031	ABN AMRO Bank N.V. – CC Bank European Warrants Nov 2009 A	2009/11/17	2009/11/24
17061	ABN AMRO Bank N.V. – HKEx European Warrants Nov 2009 B	2009/11/17	2009/11/24
17134	Credit Suisse – Sinopec Corp European Warrants Nov 2009	2009/11/17	2009/11/24
17231	UBS AG – HKEx European Put Warrants Nov 2009 C	2009/11/17	2009/11/24
17264	ABN AMRO Bank N.V. – HKEx European Warrants Nov 2009 E	2009/11/17	2009/11/24
17307	CC Rabobank B.A. – PetroChina European Warrants Nov 2009 B	2009/11/17	2009/11/24
17453	J.P. Morgan SP BV – HKEx European Warrants Nov 2009	2009/11/17	2009/11/24
17560	UBS AG – China Life European Warrants Nov 2009	2009/11/17	2009/11/24
17745	BNP Paribas Arbit Issu B.V. – China Life Eu Put Wts Nov 09 D	2009/11/17	2009/11/24
16421	BOCI Asia Ltd. – Tracker Fund European Warrants Nov 2009	2009/11/18	2009/11/25
14126	BOCI Asia Ltd. – PetroChina European Warrants Nov 2009	2009/11/19	2009/11/26
16681	SGA Societe Generale Acceptance N.V. – HSBC Eu Put Wt Nov09B	2009/11/19	2009/11/26
16752	CC Rabobank B.A. – HSBC European Put Warrants Nov 2009	2009/11/19	2009/11/26
05837	SGA Societe Generale Acceptance N.V. – ICBC Eur Wts Nov 09 A	2009/11/23	2009/11/30
07379	Macquarie Bank Ltd. – Datang European Warrants Nov 2009 A	2009/11/23	2009/11/30
14511	Macquarie Bank Ltd. – Cheung Kong European Warrants Nov 2009	2009/11/23	2009/11/30
14515	Macquarie Bank Ltd. – Cheung Kong European Put Wts Nov 2009	2009/11/23	2009/11/30
14909	Macquarie Bank Ltd. – BankComm European Warrants Nov 2009	2009/11/23	2009/11/30
14936	Macquarie Bank Ltd. – HKEx European Warrants Nov 2009	2009/11/23	2009/11/30
15286	J.P. Morgan SP BV – China COSCO European Warrants Nov 2009	2009/11/23	2009/11/30
15462	CC Rabobank B.A. – PetroChina European Warrants Nov 2009 B	2009/11/23	2009/11/30
16365	Macquarie Bank Ltd. – China COSCO European Warrants Nov 2009	2009/11/23	2009/11/30
16539	CC Rabobank B.A. – HSCEI European Warrants Nov 2009	2009/11/23	2009/11/30
16543	CC Rabobank B.A. – HSCEI European Put Warrants Nov 2009	2009/11/23	2009/11/30
16540	CC Rabobank B.A. – HSI European Warrants Nov 2009 A	2009/11/23	2009/11/30
16544	CC Rabobank B.A. – HSI European Put Warrants Nov 2009 E	2009/11/23	2009/11/30
16573	Macquarie Bank Ltd. – China Mobile Euro Put Wts Nov 2009	2009/11/23	2009/11/30
16603	BNP Paribas Arbit Issu B.V. – HSI Euro Put Wts Nov 2009 A	2009/11/23	2009/11/30
16617	KBC Fin Products Int'l Ltd. – HSCEI Euro Put Wts Nov 2009 A	2009/11/23	2009/11/30
16618	KBC Fin Products Int'l Ltd. – HSCEI Euro Put Wts Nov 2009 B	2009/11/23	2009/11/30
16624	KBC Fin Products Int'l Ltd. – HSCEI Euro Put Wts Nov 2009 C	2009/11/23	2009/11/30
16665	CC Rabobank B.A. – A50 China European Put Warrants Nov 2009	2009/11/23	2009/11/30
16663	CC Rabobank B.A. – HSI European Warrants Nov 2009 B	2009/11/23	2009/11/30
16676	Goldman Sachs SP (Asia) – HSI European Put Wts Nov 2009 A	2009/11/23	2009/11/30
16703	SGA Societe Generale Acceptance N.V. – HSCEI Eu Wt Nov 2009	2009/11/23	2009/11/30
16707	SGA Societe Generale Acceptance N.V. –HSCEI Eu Put Wt Nov 09	2009/11/23	2009/11/30
16729	KBC Fin Products Int'l Ltd. – HSI European Wts Nov 2009 A	2009/11/23	2009/11/30
16733	KBC Fin Products Int'l Ltd. – HSI Euro Put Wts Nov 2009 E	2009/11/23	2009/11/30
16748	CC Rabobank B.A. – BOCL European Warrants Nov 2009 A	2009/11/23	2009/11/30

## List of expired derivative warrants, 2009 (continued)

Code	Warrant	Last trading date	Delisted date
16749	CC Rabobank B.A. – CC Bank European Warrants Nov 2009	2009/11/23	2009/11/30
16756	CC Rabobank B.A. – ICBC European Warrants Nov 2009 B	2009/11/23	2009/11/30
16758	Goldman Sachs SP (Asia) – HSCEI European Warrants Nov 2009	2009/11/23	2009/11/30
16762	Goldman Sachs SP (Asia) – HSCEI European Put Wts Nov 2009	2009/11/23	2009/11/30
16805	Macquarie Bank Ltd. – HSCEI European Put Warrants Nov 2009 A	2009/11/23	2009/11/30
16830	J P Morgan SP BV – BEA European Warrants Nov 2009	2009/11/23	2009/11/30
16855	KBC Fin Products Int'l Ltd. – HSI European Wts Nov 2009 B	2009/11/23	2009/11/30
16856	KBC Fin Products Int'l Ltd. – HSI European Wts Nov 2009 C	2009/11/23	2009/11/30
16858	Macquarie Bank Ltd. – China Bluechem European Warrants Nov09	2009/11/23	2009/11/30
16863	Macquarie Bank Ltd. – WISE CSI European Warrants Nov 2009	2009/11/23	2009/11/30
16865	BNP Paribas Arbit Issu B.V. – HSI European Wts Nov 2009 D	2009/11/23	2009/11/30
16869	BNP Paribas Arbit Issu B.V. – HSI Euro Put Wts Nov 2009 B	2009/11/23	2009/11/30
10874	Goldman Sachs SP (Asia) – MSCI Taiwan Idx Eur Wt Nov 2009	2009/11/23	2009/11/30
16908	Goldman Sachs SP (Asia) – HSI European Put Wts Nov 2009 B	2009/11/23	2009/11/30
16900	BNP Paribas Arbit Issu B.V. – HSI European Wts Nov 2009 E	2009/11/23	2009/11/30
16901	Deutsche Bank AG – HSI European Warrants Nov 2009 A	2009/11/23	2009/11/30
16899	BNP Paribas Arbit Issu B.V. – HSI Euro Put Wts Nov 2009 C	2009/11/23	2009/11/30
16905	Deutsche Bank AG – HSI European Put Warrants Nov 2009 D	2009/11/23	2009/11/30
16925	SGA Societe Generale Acceptance N.V. – HSI Eur Wt Nov 2009 A	2009/11/23	2009/11/30
16926	SGA Societe Generale Acceptance N.V. – HSI Eur Wt Nov 2009 B	2009/11/23	2009/11/30
16927	SGA Societe Generale Acceptance N.V. – HSI Eur Wt Nov 2009 C	2009/11/23	2009/11/30
16919	Macquarie Bank Ltd. – HSI European Put Warrants Nov 2009 A	2009/11/23	2009/11/30
16945	Macquarie Bank Ltd. – BOCL European Warrants Nov 2009	2009/11/23	2009/11/30
16947	Macquarie Bank Ltd. – CC Bank European Warrants Nov 2009	2009/11/23	2009/11/30
16950	Macquarie Bank Ltd. – China Tel European Warrants Nov 2009	2009/11/23	2009/11/30
16954	Macquarie Bank Ltd. – PetroChina European Wts Nov 2009	2009/11/23	2009/11/30
16955	Macquarie Bank Ltd. – HSCEI European Put Warrants Nov 2009 B	2009/11/23	2009/11/30
16957	Macquarie Bank Ltd. – HSI European Put Warrants Nov 2009 B	2009/11/23	2009/11/30
16967	SGA Societe Generale Acceptance N.V. – HSI Eur Wt Nov 2009 D	2009/11/23	2009/11/30
16971	SGA Societe Generale Acceptance N.V. – HSI Eu Put Wt Nov 09F	2009/11/23	2009/11/30
16994	Deutsche Bank AG – HSI European Warrants Nov 2009 B	2009/11/23	2009/11/30
16995	Deutsche Bank AG – HSI European Warrants Nov 2009 C	2009/11/23	2009/11/30
16998	Deutsche Bank AG – HSI European Put Warrants Nov 2009 E	2009/11/23	2009/11/30
16999	Deutsche Bank AG – HSI European Put Warrants Nov 2009 F	2009/11/23	2009/11/30
17000	BNP Paribas Arbit Issu B.V. – HSI Euro Put Wts Nov 2009 G	2009/11/23	2009/11/30
16996	BNP Paribas Arbit Issu B.V. – HSI European Wts Nov 2009 F	2009/11/23	2009/11/30
17014	UBS AG – HSI European Put Warrants Nov 2009	2009/11/23	2009/11/30
17035	SGA Societe Generale Acceptance N.V. – HSI Eur Wt Nov 2009 E	2009/11/23	2009/11/30
17039	SGA Societe Generale Acceptance N.V. – HSI Eu Put Wt Nov 09G	2009/11/23	2009/11/30
17040	SGA Societe Generale Acceptance N.V. – HSI Eu Put Wt Nov 09H	2009/11/23	2009/11/30
17060	Merrill Lynch Int'l & Co. C.V. – HSI European Put Wts Nov09	2009/11/23	2009/11/30
17074	KBC Fin Products Int'l Ltd. – HSI European Wts Nov 2009 D	2009/11/23	2009/11/30
17080	KBC Fin Products Int'l Ltd. – HSI Euro Put Wts Nov 2009 F	2009/11/23	2009/11/30
17081	KBC Fin Products Int'l Ltd. – HSI Euro Put Wts Nov 2009 G	2009/11/23	2009/11/30
17086	Goldman Sachs SP (Asia) – HSBC European Warrants Nov 2009	2009/11/23	2009/11/30
17107	Barclays Bank plc – ICBC European Warrants Nov 2009	2009/11/23	2009/11/30
17116	SGA Societe Generale Acceptance N.V. – HSI Eu Put Wt Nov 09I	2009/11/23	2009/11/30
17117	SGA Societe Generale Acceptance N.V. – HSI Eu Put Wt Nov 09J	2009/11/23	2009/11/30
17118	SGA Societe Generale Acceptance N.V. – HSI Eu Put Wt Nov 09K	2009/11/23	2009/11/30
17145	Macquarie Bank Ltd. – HSCEI European Warrants Nov 2009	2009/11/23	2009/11/30
17144	Macquarie Bank Ltd. – HSI European Warrants Nov 2009	2009/11/23	2009/11/30
17157	Deutsche Bank AG – HSI European Warrants Nov 2009 G	2009/11/23	2009/11/30
17161	Deutsche Bank AG – HSI European Put Warrants Nov 2009 H	2009/11/23	2009/11/30
17154	Macquarie Bank Ltd. – HKEx European Put Warrants Nov 2009	2009/11/23	2009/11/30
17153	Macquarie Bank Ltd. – PICC P&C European Warrants Nov 2009	2009/11/23	2009/11/30
17162	Merrill Lynch Int'l & Co. C.V. – HSI European Warrants Nov09	2009/11/23	2009/11/30
17210	ABN AMRO Bank N.V. – HSI European Warrants Nov 2009 A	2009/11/23	2009/11/30
17214	ABN AMRO Bank N.V. – HSI European Put Warrants Nov 2009 B	2009/11/23	2009/11/30
17263	ABN AMRO Bank N.V. – HSI European Warrants Nov 2009 C	2009/11/23	2009/11/30
17267	ABN AMRO Bank N.V. – HSI European Put Warrants Nov 2009 D	2009/11/23	2009/11/30
17665	CC Rabobank B.A. – HSI European Warrants Nov 2009 C	2009/11/23	2009/11/30
17666	CC Rabobank B.A. – HSI European Warrants Nov 2009 D	2009/11/23	2009/11/30
17667	CC Rabobank B.A. – HSI European Put Warrants Nov 2009 F	2009/11/23	2009/11/30
17707	BNP Paribas Arbit Issu B.V. – HSI Euro Put Wts Nov 2009 H	2009/11/23	2009/11/30
17938	UBS AG – HSI European Warrants Nov 2009	2009/11/23	2009/11/30
01842	ABN AMRO Bank N.V. – China Life European Warrants Nov 2009 B	2009/11/24	2009/12/01
07663	SGA Societe Generale Acceptance N.V. – CLife Eur Wt Nov 09 A	2009/11/24	2009/12/01
09542	Standard Bank PLC – China Travel European Warrants Nov 2009	2009/11/24	2009/12/01
13677	UBS AG – Datang European Warrants Nov 2009	2009/11/24	2009/12/01
13706	UBS AG – Ping An European Put Warrants Nov 2009	2009/11/24	2009/12/01
14698	Merrill Lynch Int'l & Co. C.V. – Shimao Ppt Euro Wt Nov 2009	2009/11/24	2009/12/01
14734	UBS AG – PetroChina European Warrants Nov 2009	2009/11/24	2009/12/01
14889	J P Morgan SP BV – PetroChina European Warrants Nov 2009 A	2009/11/24	2009/12/01
15082	UBS AG – HKEx European Put Warrants Nov 2009 A	2009/11/24	2009/12/01
15269	UBS AG – CNOOC European Put Warrants Nov 2009	2009/11/24	2009/12/01
15250	ABN AMRO Bank N.V. – PetroChina European Warrants Nov 2009 A	2009/11/24	2009/12/01
15382	SGA Societe Generale Acceptance N.V. – HSBC Eu Put Wt Nov09 A	2009/11/24	2009/12/01
15374	UBS AG – CNOOC European Warrants Nov 2009	2009/11/24	2009/12/01
15512	UBS AG – Jiangxi Copper European Warrants Nov 2009	2009/11/24	2009/12/01
15531	UBS AG – China Coal European Warrants Nov 2009	2009/11/24	2009/12/01
15766	UBS AG – Cheung Kong European Warrants Nov 2009	2009/11/24	2009/12/01
15774	SGA Societe Generale Acceptance N.V. – CMB Euro Wts Nov 2009	2009/11/24	2009/12/01
15807	SGA Societe Generale Acceptance N.V. – CCCCL Eu Wt Nov 2009	2009/11/24	2009/12/01
15827	Standard Bank PLC – Ch Comm Cons European Warrants Nov 2009	2009/11/24	2009/12/01
15973	Credit Suisse – ICBC European Warrants Nov 2009 A	2009/11/24	2009/12/01
16091	SGA Societe Generale Acceptance N.V. – CMob Eu Put Wt Nov 09	2009/11/24	2009/12/01
16128	SGA Societe Generale Acceptance N.V. – HWL Eur Wt Nov 2009	2009/11/24	2009/12/01

## List of expired derivative warrants, 2009 (continued)

Code	Warrant	Last trading date	Delisted date
16145	SGA Societe Generale Acceptance N.V. – CCB Eur Wt Nov 2009 A	2009/11/24	2009/12/01
16144	SGA Societe Generale Acceptance N.V. – BOCL Eu Wt Nov 2009 A	2009/11/24	2009/12/01
16185	SGA Societe Generale Acceptance N.V. – Petch Eu Wt Nov 2009D	2009/11/24	2009/12/01
16266	Deutsche Bank AG – HKEx European Warrants Nov 2009 C	2009/11/24	2009/12/01
16318	UBS AG – CC Bank European Warrants Nov 2009 F	2009/11/24	2009/12/01
16321	UBS AG – China Mobile European Warrants Nov 2009 B	2009/11/24	2009/12/01
16317	UBS AG – ICBC European Warrants Nov 2009 D	2009/11/24	2009/12/01
16322	UBS AG – ICBC European Put Warrants Nov 2009	2009/11/24	2009/12/01
16369	SGA Societe Generale Acceptance N.V.–ChiUnicom Eur Wts Nov09	2009/11/24	2009/12/01
16705	SGA Societe Generale Acceptance N.V. – CCB Eur Wt Nov 2009 C	2009/11/24	2009/12/01
16807	SGA Societe Generale Acceptance N.V. – Datang Eu Wt Nov 2009	2009/11/24	2009/12/01
16848	Deutsche Bank AG – WISE CSI European Warrants Nov 2009 C	2009/11/24	2009/12/01
16849	UBS AG – SHK Ppt European Warrants Nov 2009	2009/11/24	2009/12/01
16851	UBS AG – WISE CSI European Warrants Nov 2009	2009/11/24	2009/12/01
16861	Deutsche Bank AG – CC Bank European Warrants Nov 2009	2009/11/24	2009/12/01
16872	Merrill Lynch Int'l & Co. C.V. – Ch Life Eur Put Wt Nov 2009	2009/11/24	2009/12/01
16889	Merrill Lynch Int'l & Co. C.V. – ICBC European Wts Nov 2009	2009/11/24	2009/12/01
16907	ABN AMRO Bank N.V. – HKEx European Warrants Nov 2009 A	2009/11/24	2009/12/01
16929	Credit Suisse -HKEx European Put Warrants Nov 2009 A	2009/11/24	2009/12/01
17028	Deutsche Bank AG – HKEx European Warrants Nov 2009 D	2009/11/24	2009/12/01
17068	CC Rabobank B.A. – CC Bank European Put Warrants Nov 2009	2009/11/24	2009/12/01
17070	CC Rabobank B.A. – ICBC European Put Warrants Nov 2009	2009/11/24	2009/12/01
17089	Deutsche Bank AG – China Telecom European Wts Nov 2009 B	2009/11/24	2009/12/01
17138	Deutsche Bank AG – China Mobile European Put Wts Nov 2009 D	2009/11/24	2009/12/01
17140	UBS AG – HKEx European Warrants Nov 2009	2009/11/24	2009/12/01
17425	ABN AMRO Bank N.V. – CC Bank European Warrants Nov 2009 B	2009/11/24	2009/12/01
07831	BNP Paribas Arbit Issu B.V. – ICBC European Wts Dec 2009	2009/11/25	2009/12/02
15840	SGA Societe Generale Acceptance N.V. – CLife Eu Wt Dec 2009A	2009/11/25	2009/12/02
16240	KBC Fin Products Int'l Ltd. – HSBC Euro Put Wts Dec 2009 A	2009/11/25	2009/12/02
16938	KBC Fin Products Int'l Ltd. – ICBC Euro Put Wts Dec 2009	2009/11/25	2009/12/02
17076	KBC Fin Products Int'l Ltd. – CC Bank Euro Wts Dec 2009 A	2009/11/25	2009/12/02
17078	KBC Fin Products Int'l Ltd. – ICBC European Wts Dec 2009 A	2009/11/25	2009/12/02
17109	KBC Fin Products Int'l Ltd. – BOCL Euro Put Wts Dec 2009	2009/11/25	2009/12/02
15180	BOCI Asia Ltd. – Ch Comm Cons European Warrants Dec 2009	2009/11/26	2009/12/03
16381	BNP Paribas Arbit Issu B.V. – HKEx European Wts Dec 2009 A	2009/11/26	2009/12/03
16693	BNP Paribas Arbit Issu B.V. – HKEx European Wts Dec 2009 B	2009/11/26	2009/12/03
16958	SGA Societe Generale Acceptance N.V. – CP&CC Eur Wt Dec 09 E	2009/11/26	2009/12/03
16964	SGA Societe Generale Acceptance N.V. – HKEx Eu Put Wt Dec09B	2009/11/26	2009/12/03
17032	BOCI Asia Ltd. – Renhe Comm European Warrants Dec 2009	2009/11/26	2009/12/03
17033	BOCI Asia Ltd. – WISE CSI European Warrants Dec 2009	2009/11/26	2009/12/03
17084	BNP Paribas Arbit Issu B.V. – CC Bank Euro Wts Dec 2009 B	2009/11/26	2009/12/03
17185	BNP Paribas Arbit Issu B.V. – HKEx European Put Wts Dec 2009	2009/11/26	2009/12/03
17295	BNP Paribas Arbit Issu B.V. – PetroCh Euro Wts Dec 2009	2009/11/26	2009/12/03
17377	BNP Paribas Arbit Issu B.V. – Ch Mobile Eu Put Wt Dec 2009	2009/11/26	2009/12/03
17476	ABN AMRO Bank N.V. – HKEx European Put Warrants Dec 2009 B	2009/11/26	2009/12/03
17857	CC Rabobank B.A. – Ch Mobile European Put Wts Dec 2009	2009/11/26	2009/12/03
18305	CC Rabobank B.A. – CC Bank European Warrants Dec 2009	2009/11/26	2009/12/03
15628	CC Rabobank B.A. – Cheung Kong European Warrants Dec 2009 A	2009/11/30	2009/12/07
15912	HK Bank – China COSCO European Warrants Dec 2009	2009/11/30	2009/12/07
15913	HK Bank – China Mobile European Warrants Dec 2009	2009/11/30	2009/12/07
15909	HK Bank – A50 China European Warrants Dec 2009	2009/11/30	2009/12/07
15911	HK Bank – China Coal European Warrants Dec 2009	2009/11/30	2009/12/07
16276	SGA Societe Generale Acceptance N.V. – CCoal Eur Wt Dec 2009	2009/11/30	2009/12/07
16590	KBC Fin Products Int'l Ltd. – CC Bank Euro Put Wts Dec 2009E	2009/11/30	2009/12/07
16777	KBC Fin Products Int'l Ltd. – HSBC Euro Put Wts Dec 2009 B	2009/11/30	2009/12/07
16817	CC Rabobank B.A. – CM Bank European Warrants Dec 2009	2009/11/30	2009/12/07
18396	CC Rabobank B.A. – Sinopec Corp European Warrants Dec 2009 B	2009/11/30	2009/12/07
05716	SGA Societe Generale Acceptance N.V. – CP&CC Eu Wt Dec 2009A	2009/12/01	2009/12/08
05756	SGA Societe Generale Acceptance N.V. – HSBC Eu Wt Dec 2009 A	2009/12/01	2009/12/08
01405	Deutsche Bank AG – China Life European Warrants Dec 2009 A	2009/12/01	2009/12/08
02435	BNP Paribas Arbit Issu B.V. – CC Bank European Wts Dec 2009A	2009/12/01	2009/12/08
14961	UBS AG – Cheung Kong European Put Warrants Dec 2009 A	2009/12/01	2009/12/08
15239	Credit Suisse – CC Bank European Warrants Dec 2009	2009/12/01	2009/12/08
15399	Deutsche Bank AG – Sinopec Corp European Put Wts Dec 2009	2009/12/01	2009/12/08
15472	Merrill Lynch Int'l & Co. C.V. – HSBC Euro Put Wts Dec 2009	2009/12/01	2009/12/08
15971	Credit Suisse – Ch Overseas European Warrants Dec 2009 A	2009/12/01	2009/12/08
16026	KBC Fin Products Int'l Ltd. – CNOOC Euro Put Wts Dec 2009	2009/12/01	2009/12/08
16090	SGA Societe Generale Acceptance N.V. – CLife Eu Wt Dec 2009B	2009/12/01	2009/12/08
16529	SGA Societe Generale Acceptance N.V. – CP&CC Eur Wt Dec 09 D	2009/12/01	2009/12/08
16609	SGA Societe Generale Acceptance N.V. – CCB Eur Wt Dec 2009 B	2009/12/01	2009/12/08
16646	SGA Societe Generale Acceptance N.V. – CTel Eu Wt Dec 2009 B	2009/12/01	2009/12/08
16688	Deutsche Bank AG – CC Bank European Warrants Dec 2009 B	2009/12/01	2009/12/08
16870	Merrill Lynch Int'l & Co. C.V. – China Life Eu Wt Dec 2009	2009/12/01	2009/12/08
16892	Merrill Lynch Int'l & Co. C.V. – Ch Mobile Eu Put Wt Dec 09	2009/12/01	2009/12/08
16922	SGA Societe Generale Acceptance N.V. – CCB Eur Wt Dec 2009 D	2009/12/01	2009/12/08
17024	Deutsche Bank AG – HSBC European Warrants Dec 2009 B	2009/12/01	2009/12/08
17203	SGA Societe Generale Acceptance N.V. – CP&CC Eur Wt Dec 09 G	2009/12/01	2009/12/08
17212	SGA Societe Generale Acceptance N.V. – BOCL Eu Wt Dec 2009 A	2009/12/01	2009/12/08
17799	SGA Societe Generale Acceptance N.V. – HSBC Eu Wt Dec 2009 C	2009/12/01	2009/12/08
17921	ABN AMRO Bank N.V. – HKEx European Put Warrants Dec 2009 E	2009/12/01	2009/12/08
15788	BNP Paribas Arbit Issu B.V. – Sinopec Corp Euro Wts Dec 2009	2009/12/02	2009/12/09
16282	CC Rabobank B.A. – BankComm European Warrants Dec 2009	2009/12/02	2009/12/09
16488	SGA Societe Generale Acceptance N.V. – ICBC Eu Put Wt Dec09D	2009/12/02	2009/12/09
16839	CC Rabobank B.A. – WISE CSI European Warrants Dec 2009 A	2009/12/02	2009/12/09
16840	CC Rabobank B.A. – WISE CSI European Warrants Dec 2009 B	2009/12/02	2009/12/09
16841	CC Rabobank B.A. – WISE CSI European Warrants Dec 2009 C	2009/12/02	2009/12/09
17274	CC Rabobank B.A. – Hutchison European Warrants Dec 2009 B	2009/12/02	2009/12/09



## List of expired derivative warrants, 2009 (continued)

Code	Warrant	Last trading date	Delisted date
17318	KBC Fin Products Int'l Ltd. – China Life Euro Wts Dec 2009 D	2009/12/03	2009/12/10
17302	CC Rabobank B.A. – China Life European Warrants Dec 2009 A	2009/12/03	2009/12/10
18392	J P Morgan SP BV – China Life European Warrants Dec 2009 B	2009/12/03	2009/12/10
09672	Deutsche Bank AG – CC Bank European Warrants Dec 2009 A	2009/12/04	2009/12/11
17317	KBC Fin Products Int'l Ltd. – China Life Euro Wts Dec 2009 C	2009/12/04	2009/12/11
17342	KBC Fin Products Int'l Ltd. – BOCL European Wts Dec 2009 B	2009/12/04	2009/12/11
17345	KBC Fin Products Int'l Ltd. – CC Bank Euro Wts Dec 2009 C	2009/12/04	2009/12/11
17349	KBC Fin Products Int'l Ltd. – ICBC European Wts Dec 2009 C	2009/12/04	2009/12/11
15078	UBS AG – CC Bank European Warrants Dec 2009 C	2009/12/07	2009/12/14
10871	Deutsche Bank AG – Nikkei 225 Index European Wts Dec 2009 A	2009/12/07	2009/12/14
10875	Deutsche Bank AG – Nikkei 225 Index Euro Put Wts Dec 2009 B	2009/12/07	2009/12/14
10876	Deutsche Bank AG – Nikkei 225 Index European Wts Dec 2009 C	2009/12/07	2009/12/14
10880	Deutsche Bank AG – Nikkei 225 Index Euro Put Wts Dec 2009 D	2009/12/07	2009/12/14
04591	UBS AG – HSBC European Warrants Dec 2009	2009/12/08	2009/12/15
06126	UBS AG – China Tel European Warrants Dec 2009 A	2009/12/08	2009/12/15
06134	UBS AG – China Tel European Warrants Dec 2009 B	2009/12/08	2009/12/15
01978	Deutsche Bank AG – China Life European Warrants Dec 2009 B	2009/12/08	2009/12/15
03348	UBS AG – China Tel European Warrants Dec 2009 D	2009/12/08	2009/12/15
03854	UBS AG – China Tel European Warrants Dec 2009 E	2009/12/08	2009/12/15
13042	J P Morgan SP BV – China Tel European Warrants Dec 2009	2009/12/08	2009/12/15
13547	UBS AG – China Tel European Warrants Dec 2009 F	2009/12/08	2009/12/15
13757	SGA Societe Generale Acceptance N.V. – C Tel Eur Wts Dec 09A	2009/12/08	2009/12/15
15366	Deutsche Bank AG – Cheung Kong European Warrants Dec 2009 A	2009/12/08	2009/12/15
15618	SGA Societe Generale Acceptance N.V. – CP&CC Eur Wt Dec 09 B	2009/12/08	2009/12/15
15615	SGA Societe Generale Acceptance N.V. – CMB Euro Wts Dec 2009	2009/12/08	2009/12/15
15705	Merrill Lynch Int'l & Co. C.V. – BOCL European Wts Dec 2009	2009/12/08	2009/12/15
15761	BNP Paribas Arbit Issu B.V. – HSBC European Wts Dec 2009	2009/12/08	2009/12/15
15781	Deutsche Bank AG – HKEx European Put Warrants Dec 2009 E	2009/12/08	2009/12/15
15966	Deutsche Bank AG – China Mobile European Put Wts Dec 2009	2009/12/08	2009/12/15
16009	UBS AG – BankComm European Warrants Dec 2009	2009/12/08	2009/12/15
16033	UBS AG – Sinopec Corp European Warrants Dec 2009 A	2009/12/08	2009/12/15
16173	BNP Paribas Arbit Issu B.V. – BOCL European Wts Dec 2009 A	2009/12/08	2009/12/15
16253	UBS AG – HSBC European Put Warrants Dec 2009 C	2009/12/08	2009/12/15
16261	SGA Societe Generale Acceptance N.V. – A50 Ch Eu Wt Dec 09B	2009/12/08	2009/12/15
16309	KBC Fin Products Int'l Ltd. – Ch Mobile Eu Put Wt Dec 2009	2009/12/08	2009/12/15
16386	UBS AG – SPDR Gold Trust European Warrants Dec 2009	2009/12/08	2009/12/15
16610	SGA Societe Generale Acceptance N.V. – CMob Eu Put Wt Dec 09	2009/12/08	2009/12/15
16683	Credit Suisse – A50 China European Put Warrants Dec 2009	2009/12/08	2009/12/15
16715	SGA Societe Generale Acceptance N.V. – HWL Eur Wt Dec 2009	2009/12/08	2009/12/15
16716	SGA Societe Generale Acceptance N.V. – ICBC Eu Wt Dec 2009 B	2009/12/08	2009/12/15
17029	Deutsche Bank AG – HKEx European Put Warrants Dec 2009 G	2009/12/08	2009/12/15
17240	SGA Societe Generale Acceptance N.V. – BOCL Eu Put Wt Dec 09	2009/12/08	2009/12/15
17241	SGA Societe Generale Acceptance N.V. – CRail Eu Wt Dec 2009	2009/12/08	2009/12/15
17330	SGA Societe Generale Acceptance N.V. – ICBC Eu Wt Dec 2009 C	2009/12/08	2009/12/15
17593	UBS AG – China Tel European Warrants Dec 2009 G	2009/12/08	2009/12/15
17668	BNP Paribas Arbit Issu B.V. – BOCL European Wts Dec 2009 B	2009/12/08	2009/12/15
17647	SGA Societe Generale Acceptance N.V.-Ch Overseas Eu Wt Dec09	2009/12/08	2009/12/15
17731	SGA Societe Generale Acceptance N.V. – Ping An Eu Wt Dec 09	2009/12/08	2009/12/15
17755	ABN AMRO Bank N.V. – China Life European Put Wts Dec 2009	2009/12/08	2009/12/15
17913	UBS AG – Sinopec Corp European Warrants Dec 2009 B	2009/12/08	2009/12/15
18468	UBS AG – ICBC European Warrants Dec 2009 B	2009/12/08	2009/12/15
15404	J P Morgan SP BV – HSBC European Warrants Dec 2009 A	2009/12/09	2009/12/16
15444	KBC Fin Products Int'l Ltd. – Sinopec Euro Wts Dec 2009	2009/12/09	2009/12/16
15540	Deutsche Bank AG – Sinopec Corp European Warrants Dec 2009 A	2009/12/09	2009/12/16
16854	KBC Fin Products Int'l Ltd. – BOCL European Wts Dec 2009 A	2009/12/09	2009/12/16
14448	BOCI Asia Ltd. – BankComm European Warrants Dec 2009	2009/12/10	2009/12/17
16024	KBC Fin Products Int'l Ltd. – Ch Mobile Eu Wt Dec 2009 A	2009/12/10	2009/12/17
17397	Credit Suisse – China Life European Warrants Dec 2009 A	2009/12/10	2009/12/17
17603	KBC Fin Products Int'l Ltd. – CC Bank Euro Wts Dec 2009 D	2009/12/10	2009/12/17
17881	SGA Societe Generale Acceptance N.V. – GCB Eur Wt Dec 2009 F	2009/12/10	2009/12/17
18360	Citigroup Global Mkt H Inc. – CC Bank European Wts Dec 2009	2009/12/10	2009/12/17
16246	HK Bank – A50 China European Put Warrants Dec 2009	2009/12/11	2009/12/18
17429	ABN AMRO Bank N.V. – CC Bank European Put Warrants Dec 2009	2009/12/11	2009/12/18
17426	ABN AMRO Bank N.V. – ICBC European Warrants Dec 2009 A	2009/12/11	2009/12/18
17427	ABN AMRO Bank N.V. – ICBC European Warrants Dec 2009 B	2009/12/11	2009/12/18
17435	KBC Fin Products Int'l Ltd. – BOCL European Wts Dec 2009 C	2009/12/11	2009/12/18
17412	Macquarie Bank Ltd. – China Overseas European Wts Dec 2009 B	2009/12/11	2009/12/18
17413	Macquarie Bank Ltd. – Shimao Ppt European Warrants Dec 2009	2009/12/11	2009/12/18
13230	BOCI Asia Ltd. – Sinopec Corp European Warrants Dec 2009	2009/12/14	2009/12/21
15808	BNP Paribas Arbit Issu B.V. – Ch Comm Cons Eur Wt Dec 2009	2009/12/14	2009/12/21
15862	HK Bank – Shimao Ppt European Warrants Dec 2009	2009/12/14	2009/12/21
16355	CC Rabobank B.A. – A50 China European Put Warrants Dec 2009	2009/12/14	2009/12/21
17058	KBC Fin Products Int'l Ltd. – PetroChina Euro Wts Dec 2009	2009/12/14	2009/12/21
17316	KBC Fin Products Int'l Ltd. – China Life Euro Wts Dec 2009 B	2009/12/14	2009/12/21
17303	CC Rabobank B.A. – China Life European Warrants Dec 2009 B	2009/12/14	2009/12/21
17311	CC Rabobank B.A. – China Life European Put Warrants Dec 2009	2009/12/14	2009/12/21
17344	KBC Fin Products Int'l Ltd. – CC Bank Euro Wts Dec 2009 B	2009/12/14	2009/12/21
17348	KBC Fin Products Int'l Ltd. – ICBC European Wts Dec 2009 B	2009/12/14	2009/12/21
17378	J P Morgan SP BV – Ch Overseas European Warrants Dec 2009	2009/12/14	2009/12/21
17380	J P Morgan SP BV – Shimao Property European Wts Dec 2009	2009/12/14	2009/12/21
17395	KBC Fin Products Int'l Ltd. – CNOOC European Wts Dec 2009	2009/12/14	2009/12/21
17611	KBC Fin Products Int'l Ltd. – CC Bank Euro Put Wts Dec 2009F	2009/12/14	2009/12/21
06909	CC Rabobank B.A. – Hunan Nonferrous European Wts Dec 2009	2009/12/15	2009/12/22
05897	UBS AG – Hunan Nonferrous European Warrants Dec 2009 A	2009/12/15	2009/12/22
03630	UBS AG – CHALCO European Warrants Dec 2009	2009/12/15	2009/12/22
03682	UBS AG – Jiangxi Copper European Warrants Dec 2009 A	2009/12/15	2009/12/22
04611	UBS AG – Hunan Nonferrous European Warrants Dec 2009 B	2009/12/15	2009/12/22

## List of expired derivative warrants, 2009 (continued)

Code	Warrant	Last trading date	Delisted date
07764	UBS AG – CITIC Resources European Warrants Dec 2009	2009/12/15	2009/12/22
03793	UBS AG – China Tel European Warrants Dec 2009 C	2009/12/15	2009/12/22
04536	UBS AG – Tencent Holdings European Warrants Dec 2009	2009/12/15	2009/12/22
03912	BNP Paribas Arbit Issu B.V. – Ch Shenhua Euro Wts Dec 2009	2009/12/15	2009/12/22
14252	HK Bank – HKEx European Warrants Dec 2009	2009/12/15	2009/12/22
14411	BOCI Asia Ltd. – Cheung Kong European Warrants Dec 2009	2009/12/15	2009/12/22
14523	UBS AG – China Comm Serv European Warrants Dec 2009	2009/12/15	2009/12/22
14696	Merrill Lynch Int'l & Co. C.V. – HKEx Euro Wts Dec 2009	2009/12/15	2009/12/22
15265	UBS AG – China Mobile European Put Warrants Dec 2009	2009/12/15	2009/12/22
15274	UBS AG – Ping An European Warrants Dec 2009	2009/12/15	2009/12/22
15541	Deutsche Bank AG – HSBC European Warrants Dec 2009 A	2009/12/15	2009/12/22
15552	UBS AG – HSBC European Put Warrants Dec 2009 A	2009/12/15	2009/12/22
15599	UBS AG – HKEx European Put Warrants Dec 2009 A	2009/12/15	2009/12/22
15600	UBS AG – HSBC European Put Warrants Dec 2009 B	2009/12/15	2009/12/22
15580	UBS AG – Cheung Kong European Put Warrants Dec 2009 B	2009/12/15	2009/12/22
15678	SGA Societe Generale Acceptance N.V. – CNOOC Eu Wt Dec 09 A	2009/12/15	2009/12/22
15853	UBS AG – CITIC Bank European Warrants Dec 2009	2009/12/15	2009/12/22
15854	UBS AG – China Railway European Warrants Dec 2009	2009/12/15	2009/12/22
15856	UBS AG – Huaneng Power European Warrants Dec 2009	2009/12/15	2009/12/22
15857	UBS AG – Shimao Ppt European Warrants Dec 2009	2009/12/15	2009/12/22
15888	Credit Suisse – China Mobile European Warrants Dec 2009	2009/12/15	2009/12/22
15972	Credit Suisse – Ch Overseas European Warrants Dec 2009 B	2009/12/15	2009/12/22
15997	Deutsche Bank AG – Ping An European Warrants Dec 2009	2009/12/15	2009/12/22
16051	UBS AG – BOC HK European Warrants Dec 2009	2009/12/15	2009/12/22
16319	UBS AG – CC Bank European Put Warrants Dec 2009 A	2009/12/15	2009/12/22
16320	UBS AG – China Life European Warrants Dec 2009 A	2009/12/15	2009/12/22
16383	Deutsche Bank AG – SPDR Gold Trust European Warrants Dec2009	2009/12/15	2009/12/22
10868	Deutsche Bank AG – DJIA European Warrants Dec 2009 A	2009/12/15	2009/12/22
10872	Deutsche Bank AG – DJIA European Put Warrants Dec 2009 B	2009/12/15	2009/12/22
16428	SGA Societe Generale Acceptance N.V. – HKEx Eu Put Wt Dec09A	2009/12/15	2009/12/22
16450	SGA Societe Generale Acceptance N.V. – ICBC Eu Wt Dec 2009 A	2009/12/15	2009/12/22
16516	UBS AG – Ping An European Put Warrants Dec 2009	2009/12/15	2009/12/22
16517	UBS AG – HKEx European Put Warrants Dec 2009 B	2009/12/15	2009/12/22
16643	SGA Societe Generale Acceptance N.V. – CCB Eur Wt Dec 2009 C	2009/12/15	2009/12/22
16641	Macquarie Bank Ltd. – Tencent European Warrants Dec 2009	2009/12/15	2009/12/22
16656	ABN AMRO Bank N.V. – HKEx European Put Warrants Dec 2009 A	2009/12/15	2009/12/22
16739	Deutsche Bank AG – HKEx European Warrants Dec 2009 C	2009/12/15	2009/12/22
16857	Standard Bank PLC – CC Bank European Warrants Dec 2009	2009/12/15	2009/12/22
10869	Deutsche Bank AG – DJIA European Warrants Dec 2009 C	2009/12/15	2009/12/22
10873	Deutsche Bank AG – DJIA European Put Warrants Dec 2009 D	2009/12/15	2009/12/22
16866	Deutsche Bank AG – Cheung Kong European Put Wts Dec 2009	2009/12/15	2009/12/22
16867	Deutsche Bank AG – HKEx European Warrants Dec 2009 D	2009/12/15	2009/12/22
16891	Merrill Lynch Int'l & Co. C.V. – BOCL European Put Wts Dec09	2009/12/15	2009/12/22
16930	Credit Suisse – HKEx European Warrants Dec 2009	2009/12/15	2009/12/22
17018	UBS AG – CC Bank European Put Warrants Dec 2009 B	2009/12/15	2009/12/22
17019	UBS AG – HKEx European Warrants Dec 2009 C	2009/12/15	2009/12/22
17017	UBS AG – ICBC European Put Warrants Dec 2009	2009/12/15	2009/12/22
17009	UBS AG – HKEx European Warrants Dec 2009 D	2009/12/15	2009/12/22
17027	Deutsche Bank AG – CC Bank European Put Warrants Dec 2009	2009/12/15	2009/12/22
17030	Deutsche Bank AG – PetroChina European Put Wts Dec 2009	2009/12/15	2009/12/22
17063	Deutsche Bank AG – China Life European Warrants Dec 2009 D	2009/12/15	2009/12/22
17065	Deutsche Bank AG – ICBC European Warrants Dec 2009 A	2009/12/15	2009/12/22
17097	Merrill Lynch Int'l & Co. C.V. – Ch Shenhua Eur Wts Dec 2009	2009/12/15	2009/12/22
17167	Merrill Lynch Int'l & Co. C.V. – CM Bank Euro Wts Dec 2009	2009/12/15	2009/12/22
17170	Merrill Lynch Int'l & Co. C.V. – A50 China Eu Put Wt Dec 09	2009/12/15	2009/12/22
17233	Deutsche Bank AG – BOCL European Warrants Dec 2009 A	2009/12/15	2009/12/22
17297	UBS AG – China Life European Warrants Dec 2009 B	2009/12/15	2009/12/22
17324	SGA Societe Generale Acceptance N.V. – CCB Eur Wt Dec 2009 E	2009/12/15	2009/12/22
17341	UBS AG – China Life European Put Warrants Dec 2009	2009/12/15	2009/12/22
17369	Barclays Bank plc – CC Bank European Warrants Dec 2009	2009/12/15	2009/12/22
17370	Barclays Bank plc – China Life European Warrants Dec 2009 B	2009/12/15	2009/12/22
17398	Credit Suisse – China Life European Warrants Dec 2009 B	2009/12/15	2009/12/22
17424	ABN AMRO Bank N.V. – CC Bank European Warrants Dec 2009 A	2009/12/15	2009/12/22
17434	Deutsche Bank AG – ICBC European Warrants Dec 2009 B	2009/12/15	2009/12/22
17475	ABN AMRO Bank N.V. – Sinopec Corp European Warrants Dec 2009	2009/12/15	2009/12/22
17473	ABN AMRO Bank N.V. – HKEx European Warrants Dec 2009 C	2009/12/15	2009/12/22
17496	SGA Societe Generale Acceptance N.V. – ICBC Eu Put Wt Dec09E	2009/12/15	2009/12/22
17596	Deutsche Bank AG – China Life European Warrants Dec 2009 F	2009/12/15	2009/12/22
17625	ABN AMRO Bank N.V. – CC Bank European Warrants Dec 2009 B	2009/12/15	2009/12/22
17750	ABN AMRO Bank N.V. – China Life European Warrants Dec 2009 B	2009/12/15	2009/12/22
17825	ABN AMRO Bank N.V. – China Life European Warrants Dec 2009 D	2009/12/15	2009/12/22
17895	UBS AG – China Life European Warrants Dec 2009 C	2009/12/15	2009/12/22
18057	SGA Societe Generale Acceptance N.V. – HKEx Eu Put Wt Dec09C	2009/12/15	2009/12/22
18371	Credit Suisse – China Life European Put Warrants Dec 2009	2009/12/15	2009/12/22
18414	CC Rabobank B.A. – ICBC European Put Warrants Dec 2009	2009/12/15	2009/12/22
18446	SGA Societe Generale Acceptance N.V. – BOCL Eu Wt Dec 2009 B	2009/12/15	2009/12/22
09393	CC Rabobank B.A. – HSBC European Warrants Dec 2009	2009/12/16	2009/12/23
09401	CC Rabobank B.A. – HSBC European Put Warrants Dec 2009	2009/12/16	2009/12/23
15048	J P Morgan SP BV – Esprit European Wts Dec 2009	2009/12/16	2009/12/23
15516	BNP Paribas Arbit Issu B.V. – CNOOC European Wts Dec 2009	2009/12/16	2009/12/23
16030	Credit Suisse – CNOOC European Warrants Dec 2009	2009/12/16	2009/12/23
16285	CC Rabobank B.A. – A50 China European Warrants Dec 2009	2009/12/16	2009/12/23
16611	SGA Societe Generale Acceptance N.V. – CNOOC Eu Wt Dec 2009B	2009/12/16	2009/12/23
16778	KBC Fin Products Int'l Ltd. – A50 Ch Euro Wts Dec 2009	2009/12/16	2009/12/23
17294	BNP Paribas Arbit Issu B.V. – Ch Mobile Euro Wts Dec 2009	2009/12/16	2009/12/23
17353	KBC Fin Products Int'l Ltd. – Ch Mobile Euro Wt Dec 2009 B	2009/12/16	2009/12/23
17358	HK Bank – BOCL European Warrants Dec 2009 A	2009/12/16	2009/12/23



## List of expired derivative warrants, 2009 (continued)

Code	Warrant	Last trading date	Delisted date
17414	HK Bank – BOCL European Warrants Dec 2009 B	2009/12/16	2009/12/23
13784	Merrill Lynch Int'l & Co. C.V. – HSBC Euro Wts Dec 2009	2009/12/17	2009/12/24
15875	Merrill Lynch Int'l & Co. C.V. – CK(H) European Wts Dec 2009	2009/12/17	2009/12/24
16410	Macquarie Bank Ltd. – BOCHK European Warrants Dec 2009	2009/12/17	2009/12/24
17106	SGA Societe Generale Acceptance N.V. – CP&CC Eur Wt Dec 09 F	2009/12/17	2009/12/24
17119	SGA Societe Generale Acceptance N.V. – CK(H) Eu Wt Dec 2009	2009/12/17	2009/12/24
17217	SGA Societe Generale Acceptance N.V. – CNOOC Eu Wt Dec 2009C	2009/12/17	2009/12/24
17326	SGA Societe Generale Acceptance N.V.-ChiUnicom Eur Wts Dec09	2009/12/17	2009/12/24
17325	SGA Societe Generale Acceptance N.V. – CLife Eu Wt Dec 2009D	2009/12/17	2009/12/24
17457	HK Bank – CM Bank European Warrants Dec 2009	2009/12/17	2009/12/24
17505	HK Bank – China Overseas European Warrants Dec 2009	2009/12/17	2009/12/24
17504	HK Bank – CC Bank European Warrants Dec 2009	2009/12/17	2009/12/24
17520	J P Morgan SP BV – CC Bank Euro Put Wts Dec 2009	2009/12/17	2009/12/24
02483	Macquarie Bank Ltd. – Zijin Mining European Wts Dec 2009	2009/12/18	2009/12/29
05833	SGA Societe Generale Acceptance N.V. – CMob Eur Wts Dec 2009	2009/12/18	2009/12/29
01411	J P Morgan SP BV – Jianguo Express European Wts Dec 2009	2009/12/18	2009/12/29
07934	ABN AMRO Bank N.V. – China Life European Warrants Dec 2009 A	2009/12/18	2009/12/29
07128	Goldman Sachs SP (Asia) – HSBC European Warrants Dec 2009	2009/12/18	2009/12/29
13575	Macquarie Bank Ltd. – SMIC European Warrants Dec 2009	2009/12/18	2009/12/29
15154	J P Morgan SP BV – BOC HK European Warrants Dec 2009	2009/12/18	2009/12/29
15155	J P Morgan SP BV – Ch Comm Cons European Warrants Dec 2009	2009/12/18	2009/12/29
15295	Deutsche Bank AG – CNOOC European Warrants Dec 2009 A	2009/12/18	2009/12/29
15296	Deutsche Bank AG – PetroChina European Warrants Dec 2009 B	2009/12/18	2009/12/29
15260	Deutsche Bank AG – PetroChina European Warrants Dec 2009 A	2009/12/18	2009/12/29
15563	SGA Societe Generale Acceptance N.V. – CCB Eur Wt Dec 2009 A	2009/12/18	2009/12/29
15566	SGA Societe Generale Acceptance N.V. – HSBC Eu Wt Dec 2009 B	2009/12/18	2009/12/29
15662	BOCI Asia Ltd. – PetroChina European Warrants Dec 2009	2009/12/18	2009/12/29
15706	Merrill Lynch Int'l & Co. C.V. – Sinopec Euro Wts Dec 2009	2009/12/18	2009/12/29
15810	BNP Paribas Arbit Issu B.V. – Ch Railway Euro Wts Dec 2009	2009/12/18	2009/12/29
16097	SGA Societe Generale Acceptance N.V. – A50 Ch Eu Wt Dec 09 A	2009/12/18	2009/12/29
16168	SGA Societe Generale Acceptance N.V. – CCCCL Eu Wt Dec 2009	2009/12/18	2009/12/29
16398	SGA Societe Generale Acceptance N.V. – CLife Eu Wt Dec 2009C	2009/12/18	2009/12/29
16405	SGA Societe Generale Acceptance N.V. – CP&CC Eur Wt Dec 09 C	2009/12/18	2009/12/29
16677	Deutsche Bank AG – HKEx European Warrants Dec 2009 A	2009/12/18	2009/12/29
16738	Deutsche Bank AG – CNOOC European Warrants Dec 2009 C	2009/12/18	2009/12/29
16737	Deutsche Bank AG – China Life European Warrants Dec 2009 C	2009/12/18	2009/12/29
16890	Merrill Lynch Int'l & Co. C.V. – SHK Ppt Euro Wts Dec 2009	2009/12/18	2009/12/29
17008	Deutsche Bank AG – HKEx European Put Warrants Dec 2009 F	2009/12/18	2009/12/29
17062	Deutsche Bank AG – Cheung Kong European Warrants Dec 2009 B	2009/12/18	2009/12/29
17176	Merrill Lynch Int'l & Co. C.V. – Ch Telecom Eur Wt Dec 2009	2009/12/18	2009/12/29
17166	Merrill Lynch Int'l & Co. C.V. – A50 China Eur Wt Dec 2009	2009/12/18	2009/12/29
17179	Credit Suisse – HSBC European Wts Dec 2009	2009/12/18	2009/12/29
17194	UBS AG – Cheung Kong European Warrants Dec 2009	2009/12/18	2009/12/29
17209	Deutsche Bank AG – Cheung Kong European Warrants Dec 2009 C	2009/12/18	2009/12/29
17312	CC Rabobank B.A. – HKEx European Put Warrants Dec 2009	2009/12/18	2009/12/28
17306	CC Rabobank B.A. – HKEx European Warrants Dec 2009 B	2009/12/18	2009/12/28
17359	Merrill Lynch Int'l & Co. C.V. – HS Bank Euro Wts Dec 2009	2009/12/18	2009/12/29
17382	ABN AMRO Bank N.V. – BOCL European Warrants Dec 2009	2009/12/18	2009/12/29
17430	Deutsche Bank AG – China Life European Warrants Dec 2009 E	2009/12/18	2009/12/29
17433	Deutsche Bank AG – HKEx European Warrants Dec 2009 H	2009/12/18	2009/12/29
17421	UBS AG – CC Bank European Warrants Dec 2009 D	2009/12/18	2009/12/29
17468	Deutsche Bank AG – BOCL European Warrants Dec 2009 B	2009/12/18	2009/12/29
17472	UBS AG – HKEx European Put Warrants Dec 2009 E	2009/12/18	2009/12/29
17469	UBS AG – ICBC European Warrants Dec 2009 A	2009/12/18	2009/12/29
17510	UBS AG – CM Bank European Warrants Dec 2009 A	2009/12/18	2009/12/29
17511	UBS AG – CM Bank European Warrants Dec 2009 B	2009/12/18	2009/12/29
17517	Deutsche Bank AG – Sinopec Corp European Warrants Dec 2009 B	2009/12/18	2009/12/29
17525	UBS AG – CNOOC European Warrants Dec 2009	2009/12/18	2009/12/29
17529	UBS AG – Jiangxi Copper European Warrants Dec 2009 B	2009/12/18	2009/12/29
17546	BOCI Asia Ltd. – Mongolia Energy European Warrants Dec 2009	2009/12/18	2009/12/29
17544	SGA Societe Generale Acceptance N.V. – CITBK Euro Wts Dec09	2009/12/18	2009/12/29
17568	UBS AG – A50 China European Put Warrants Dec 2009	2009/12/18	2009/12/29
17751	ABN AMRO Bank N.V. – China Life European Warrants Dec 2009 C	2009/12/18	2009/12/29
17917	ABN AMRO Bank N.V. – HKEx European Warrants Dec 2009 D	2009/12/18	2009/12/29
17931	UBS AG – China Unicom European Warrants Dec 2009	2009/12/18	2009/12/29
18017	UBS AG – China COSCO European Warrants Dec 2009	2009/12/18	2009/12/29
18051	SGA Societe Generale Acceptance N.V. – CLife Eu Wt Dec 2009E	2009/12/18	2009/12/29
18081	Deutsche Bank AG – CC Bank European Warrants Dec 2009 C	2009/12/18	2009/12/29
18142	CC Rabobank B.A. – BOCL European Warrants Dec 2009	2009/12/18	2009/12/29
18372	Credit Suisse – Sinopec Corp European Warrants Dec 2009	2009/12/18	2009/12/29
18400	Citigroup Global Mkt H Inc. – China Life Euro Wts Dec 2009	2009/12/18	2009/12/28
18467	UBS AG – China Life European Warrants Dec 2009 D	2009/12/18	2009/12/29
18586	UBS AG – BOCL European Warrants Dec 2009	2009/12/18	2009/12/29
01671	KBC Fin Products Int'l Ltd. – China Life Euro Wts Dec 2009 A	2009/12/21	2009/12/30
14488	Fortis Bank S.A./N.V. – Foxconn European Warrants Dec 2009	2009/12/21	2009/12/30
15301	SGA Societe Generale Acceptance N.V. – Petch Eu Wt Dec 2009	2009/12/21	2009/12/30
15947	Barclays Bank plc – China Mobile European Warrants Dec 2009	2009/12/21	2009/12/30
16331	Macquarie Bank Ltd. – A50 China European Warrants Dec 2009 A	2009/12/21	2009/12/30
17304	CC Rabobank B.A. – Ch Mobile European Warrants Dec 2009 B	2009/12/21	2009/12/30
17386	ABN AMRO Bank N.V. – BOCL European Put Warrants Dec 2009	2009/12/21	2009/12/30
17503	ABN AMRO Bank N.V. – China Mobile European Wts Dec 2009	2009/12/21	2009/12/30
17537	Merrill Lynch Int'l & Co. C.V.-Sinopec Eu Put Warrants Dec09	2009/12/21	2009/12/30
06558	Fortis Bank S.A./N.V. – PICC P&C European Warrants Dec 2009	2009/12/22	2009/12/31
06864	Macquarie Bank Ltd. – CITIC Bank European Warrants Dec 2009A	2009/12/22	2009/12/31
09951	Macquarie Bank Ltd. – CNPC European Warrants Dec 2009	2009/12/22	2009/12/31
09962	Macquarie Bank Ltd. – Ch Merchants European Wts Dec 2009	2009/12/22	2009/12/31
03780	J P Morgan SP BV – Ch Merchants European Warrants Dec 2009	2009/12/22	2009/12/31

## List of expired derivative warrants, 2009 (continued)

Code	Warrant	Last trading date	Delisted date
06172	J P Morgan SP BV – CNPC European Warrants Dec 2009	2009/12/22	2009/12/31
03621	Macquarie Bank Ltd. – BOCL European Warrants Dec 2009	2009/12/22	2009/12/31
14487	Fortis Bank S.A./N.V. – CM Bank European Warrants Dec 2009	2009/12/22	2009/12/31
14876	Macquarie Bank Ltd. – Esprit European Warrants Dec 2009	2009/12/22	2009/12/31
14940	J P Morgan SP BV – BankComm European Warrants Dec 2009 A	2009/12/22	2009/12/31
15037	Macquarie Bank Ltd. – New World Dev European Wts Dec 2009	2009/12/22	2009/12/31
15038	Macquarie Bank Ltd. – HKEx European Put Warrants Dec 2009	2009/12/22	2009/12/31
15035	Macquarie Bank Ltd. – Cheung Kong European Warrants Dec 09A	2009/12/22	2009/12/31
15072	Macquarie Bank Ltd. – Cheung Kong European Put Wts Dec 2009B	2009/12/22	2009/12/31
15086	Goldman Sachs SP (Asia) – PetroChina European Wts Dec 2009	2009/12/22	2009/12/31
15285	J P Morgan SP BV – Cheung Kong European Warrants Dec 2009	2009/12/22	2009/12/31
15288	J P Morgan SP BV – New World Dev European Warrants Dec 2009	2009/12/22	2009/12/31
15355	Goldman Sachs SP (Asia) – China Mobile Euro Wts Dec 2009	2009/12/22	2009/12/31
15400	J P Morgan SP BV – BankComm European Warrants Dec 2009 B	2009/12/22	2009/12/31
15405	J P Morgan SP BV – JX Copper European Warrants Dec 2009	2009/12/22	2009/12/31
15407	J P Morgan SP BV – SHK Ppt European Warrants Dec 2009	2009/12/22	2009/12/31
15426	Credit Suisse – PetroChina European Warrants Dec 2009	2009/12/22	2009/12/31
15457	CC Rabobank B.A. – Sinopec Corp European Warrants Dec 2009 A	2009/12/22	2009/12/31
15459	CC Rabobank B.A. – HKEx European Warrants Dec 2009 A	2009/12/22	2009/12/31
15520	Goldman Sachs SP (Asia) – CC Bank European Wts Dec 2009	2009/12/22	2009/12/31
15539	Deutsche Bank AG – China Mobile European Warrants Dec 2009	2009/12/22	2009/12/31
15570	J P Morgan SP BV – HSBC European Warrants Dec 2009 B	2009/12/22	2009/12/31
15643	Macquarie Bank Ltd. – China Mobile Euro Put Wts Dec 2009	2009/12/22	2009/12/31
15647	Macquarie Bank Ltd. – PetroChina European Wts Dec 2009	2009/12/22	2009/12/31
15670	BOCI Asia Ltd. – HSBC European Warrants Dec 2009	2009/12/22	2009/12/31
15734	CC Rabobank B.A. – Cheung Kong European Warrants Dec 2009 B	2009/12/22	2009/12/31
15735	CC Rabobank B.A. – Ch Mobile European Warrants Dec 2009 A	2009/12/22	2009/12/31
15733	CC Rabobank B.A. – SHK Ppt European Warrants Dec 2009	2009/12/22	2009/12/31
15751	Macquarie Bank Ltd. – Sinopec Corp European Wts Dec 2009	2009/12/22	2009/12/31
15753	Macquarie Bank Ltd. – HSBC European Warrants Dec 2009	2009/12/22	2009/12/31
15838	Macquarie Bank Ltd. – China Unicom European Wts Dec 2009 A	2009/12/22	2009/12/31
15865	Barclays Bank plc – China Life European Warrants Dec 2009 A	2009/12/22	2009/12/31
15954	Deutsche Bank AG – BankComm European Warrants Dec 2009	2009/12/22	2009/12/31
15979	BNP Paribas Arbit Issu B.V. – HSI European Wts Dec 2009 A	2009/12/22	2009/12/31
15983	BNP Paribas Arbit Issu B.V. – HSI Euro Put Wts Dec 2009 C	2009/12/22	2009/12/31
16138	Macquarie Bank Ltd. – CNOOC European Warrants Dec 2009	2009/12/22	2009/12/31
16139	Macquarie Bank Ltd. – Hang Seng Bank European Wts Dec 2009	2009/12/22	2009/12/31
16179	Macquarie Bank Ltd. – Jiangxi Copper European Wts Dec 2009 A	2009/12/22	2009/12/31
16200	SGA Societe Generale Acceptance N.V. – SHK P Eu Wt Dec 2009	2009/12/22	2009/12/31
16249	UBS AG – HSI European Warrants Dec 2009 A	2009/12/22	2009/12/31
16250	UBS AG – HSI European Warrants Dec 2009 B	2009/12/22	2009/12/31
16251	UBS AG – HSI European Warrants Dec 2009 C	2009/12/22	2009/12/31
16254	UBS AG – HSI European Put Warrants Dec 2009 D	2009/12/22	2009/12/31
16255	UBS AG – HSI European Put Warrants Dec 2009 E	2009/12/22	2009/12/31
16256	UBS AG – HSI European Put Warrants Dec 2009 F	2009/12/22	2009/12/31
16273	Macquarie Bank Ltd. – Ch Comm Cons European Wts Dec 2009	2009/12/22	2009/12/31
16288	CC Rabobank B.A. – HSI European Put Warrants Dec 2009 D	2009/12/22	2009/12/31
16314	Standard Bank PLC – China Shenhua European Warrants Dec 2009	2009/12/22	2009/12/31
16330	Macquarie Bank Ltd. – HSI European Warrants Dec 2009 A	2009/12/22	2009/12/31
16339	Macquarie Bank Ltd. – Hutchison European Warrants Dec 2009	2009/12/22	2009/12/31
16343	Macquarie Bank Ltd. – China Mobile European Wts Dec 2009	2009/12/22	2009/12/31
16372	Macquarie Bank Ltd. – SHK Ppt European Warrants Dec 2009	2009/12/22	2009/12/31
16373	Macquarie Bank Ltd. – A50 China European Put Warrants Dec 09	2009/12/22	2009/12/31
16379	Macquarie Bank Ltd. – HSI European Put Warrants Dec 2009 C	2009/12/22	2009/12/31
16400	Macquarie Bank Ltd. – China Overseas European Wts Dec 2009 A	2009/12/22	2009/12/31
16402	Macquarie Bank Ltd. – Wharf European Warrants Dec 2009	2009/12/22	2009/12/31
16406	SGA Societe Generale Acceptance N.V. – HSCEI Eu Put Wt Dec09A	2009/12/22	2009/12/31
16407	SGA Societe Generale Acceptance N.V. – HSCEI Eu Put Wt Dec09B	2009/12/22	2009/12/31
16408	SGA Societe Generale Acceptance N.V. – HSI Eu Put Wt Dec 09A	2009/12/22	2009/12/31
16409	SGA Societe Generale Acceptance N.V. – HSI Eu Put Wt Dec 09B	2009/12/22	2009/12/31
16438	HK Bank – HSI European Warrants Dec 2009 A	2009/12/22	2009/12/31
16439	HK Bank – HSI European Warrants Dec 2009 B	2009/12/22	2009/12/31
16440	HK Bank – HSI European Warrants Dec 2009 C	2009/12/22	2009/12/31
16444	HK Bank – HSI European Put Warrants Dec 2009 D	2009/12/22	2009/12/31
16445	HK Bank – HSI European Put Warrants Dec 2009 E	2009/12/22	2009/12/31
16441	HK Bank – HSCEI European Warrants Dec 2009 A	2009/12/22	2009/12/31
16442	HK Bank – HSCEI European Warrants Dec 2009 B	2009/12/22	2009/12/31
16436	Macquarie Bank Ltd. – Cheung Kong European Put Wts Dec 2009D	2009/12/22	2009/12/31
16430	Macquarie Bank Ltd. – Cheung Kong European Warrants Dec 09 C	2009/12/22	2009/12/31
16432	Macquarie Bank Ltd. – Henderson Land Dev Euro Wts Dec 2009	2009/12/22	2009/12/31
16446	Macquarie Bank Ltd. – CITIC Bank European Warrants Dec 2009B	2009/12/22	2009/12/31
16462	Macquarie Bank Ltd. – CM Bank European Warrants Dec 2009	2009/12/22	2009/12/31
16463	Macquarie Bank Ltd. – CRCC European Warrants Dec 2009	2009/12/22	2009/12/31
16468	Macquarie Bank Ltd. – HSI European Warrants Dec 2009 B	2009/12/22	2009/12/31
16489	Macquarie Bank Ltd. – HSI European Warrants Dec 2009 D	2009/12/22	2009/12/31
16493	Macquarie Bank Ltd. – HSI European Put Warrants Dec 2009 E	2009/12/22	2009/12/31
16511	SGA Societe Generale Acceptance N.V. – HSI Eur Wt Dec 2009 D	2009/12/22	2009/12/31
16510	SGA Societe Generale Acceptance N.V. – HSI Eur Wt Dec 2009 C	2009/12/22	2009/12/31
16512	SGA Societe Generale Acceptance N.V. – HSI Eur Wt Dec 2009 E	2009/12/22	2009/12/31
16521	Macquarie Bank Ltd. – HSI European Put Warrants Dec 2009 F	2009/12/22	2009/12/31
16533	Macquarie Bank Ltd. – China Mengniu European Wts Dec 2009	2009/12/22	2009/12/31
16535	Macquarie Bank Ltd. – Denway Motors European Wts Dec 2009	2009/12/22	2009/12/31
16541	CC Rabobank B.A. – HSI European Warrants Dec 2009 A	2009/12/22	2009/12/31
16569	Macquarie Bank Ltd. – HSCEI European Warrants Dec 2009 A	2009/12/22	2009/12/31
16576	Macquarie Bank Ltd. – HSCEI European Put Warrants Dec 2009 C	2009/12/22	2009/12/31
16596	Macquarie Bank Ltd. – HKEx European Warrants Dec 2009 A	2009/12/22	2009/12/31
16601	BNP Paribas Arbit Issu B.V. – HSCEI European Wts Dec 2009 A	2009/12/22	2009/12/31

## List of expired derivative warrants, 2009 (continued)

Code	Warrant	Last trading date	Delisted date
16605	BNP Paribas Arbit Issu B.V. – HSCEI Euro Put Wts Dec 2009 C	2009/12/22	2009/12/31
16615	KBC Fin Products Int'l Ltd. – HSCEI Euro Wts Dec 2009 A	2009/12/22	2009/12/31
16616	KBC Fin Products Int'l Ltd. – HSCEI Euro Wts Dec 2009 B	2009/12/22	2009/12/31
16619	KBC Fin Products Int'l Ltd. – HSCEI Euro Put Wts Dec 2009 E	2009/12/22	2009/12/31
16625	Deutsche Bank AG – CNOOC European Warrants Dec 2009 B	2009/12/22	2009/12/31
16642	Macquarie Bank Ltd. – Ping An European Warrants Dec 2009	2009/12/22	2009/12/31
16673	Goldman Sachs SP (Asia) – A50 China European Wts Dec 2009	2009/12/22	2009/12/31
16685	Macquarie Bank Ltd. – HKEx European Warrants Dec 2009 B	2009/12/22	2009/12/31
16686	Macquarie Bank Ltd. – HSCEI European Warrants Dec 2009 B	2009/12/22	2009/12/31
16689	Deutsche Bank AG – HKEx European Warrants Dec 2009 B	2009/12/22	2009/12/31
16699	Macquarie Bank Ltd. – A50 China European Warrants Dec 2009 B	2009/12/22	2009/12/31
16745	Macquarie Bank Ltd. – Bank of EA European Warrants Dec 2009	2009/12/22	2009/12/31
16755	CC Rabobank B.A. – Hutchison European Warrants Dec 2009 A	2009/12/22	2009/12/31
16757	CC Rabobank B.A. – ICBC European Warrants Dec 2009 B	2009/12/22	2009/12/31
16793	Macquarie Bank Ltd. – China Shenhua European Wts Dec 2009	2009/12/22	2009/12/31
16800	SGA Societe Generale Acceptance N.V. – A50 Ch Eu Wt Dec 09 C	2009/12/22	2009/12/31
16832	J P Morgan SP BV – China Unicom European Warrants Dec 2009	2009/12/22	2009/12/31
16842	Macquarie Bank Ltd. – Angang Steel European Wts Dec 2009 A	2009/12/22	2009/12/31
16884	Macquarie Bank Ltd. – CITIC Bank European Warrants Dec 2009C	2009/12/22	2009/12/31
16902	Deutsche Bank AG – HSI European Warrants Dec 2009 A	2009/12/22	2009/12/31
16915	Macquarie Bank Ltd. – CM Bank European Put Warrants Dec 2009	2009/12/22	2009/12/31
16913	Macquarie Bank Ltd. – CC Bank European Warrants Dec 2009	2009/12/22	2009/12/31
16917	Macquarie Bank Ltd. – CC Bank European Put Warrants Dec 2009	2009/12/22	2009/12/31
16918	Macquarie Bank Ltd. – HSI European Warrants Dec 2009 G	2009/12/22	2009/12/31
16939	KBC Fin Products Int'l Ltd. – HSCEI Euro Wts Dec 2009 C	2009/12/22	2009/12/31
16968	HK Bank – HSCEI European Warrants Dec 2009 C	2009/12/22	2009/12/31
16969	HK Bank – HSCEI European Warrants Dec 2009 D	2009/12/22	2009/12/31
16970	HK Bank – HSCEI European Warrants Dec 2009 E	2009/12/22	2009/12/31
16972	HK Bank – HSCEI European Warrants Dec 2009 F	2009/12/22	2009/12/31
16979	HK Bank – HSCEI European Put Warrants Dec 2009 G	2009/12/22	2009/12/31
16980	HK Bank – HSCEI European Put Warrants Dec 2009 H	2009/12/22	2009/12/31
16981	HK Bank – HSCEI European Put Warrants Dec 2009 I	2009/12/22	2009/12/31
16973	HK Bank – HSI European Warrants Dec 2009 F	2009/12/22	2009/12/31
16974	HK Bank – HSI European Warrants Dec 2009 G	2009/12/22	2009/12/31
16975	HK Bank – HSI European Warrants Dec 2009 H	2009/12/22	2009/12/31
16976	HK Bank – HSI European Warrants Dec 2009 I	2009/12/22	2009/12/31
16977	HK Bank – HSI European Warrants Dec 2009 J	2009/12/22	2009/12/31
16978	HK Bank – HSI European Warrants Dec 2009 K	2009/12/22	2009/12/31
16982	HK Bank – HSI European Put Warrants Dec 2009 L	2009/12/22	2009/12/31
16983	HK Bank – HSI European Put Warrants Dec 2009 M	2009/12/22	2009/12/31
16984	HK Bank – HSI European Put Warrants Dec 2009 N	2009/12/22	2009/12/31
16985	HK Bank – HSI European Put Warrants Dec 2009 O	2009/12/22	2009/12/31
16986	HK Bank – HSI European Put Warrants Dec 2009 P	2009/12/22	2009/12/31
17012	UBS AG – HSI European Warrants Dec 2009 G	2009/12/22	2009/12/31
17015	UBS AG – HSI European Put Warrants Dec 2009 H	2009/12/22	2009/12/31
17016	UBS AG – HSI European Put Warrants Dec 2009 I	2009/12/22	2009/12/31
17026	SGA Societe Generale Acceptance N.V. – HKEx Eu Wt Dec 2009	2009/12/22	2009/12/31
17082	KBC Fin Products Int'l Ltd. – HSI Euro Put Wts Dec 2009 C	2009/12/22	2009/12/31
17083	Macquarie Bank Ltd. – China Unicom European Wts Dec 2009 B	2009/12/22	2009/12/31
17090	Standard Bank PLC – A50 China European Put Warrants Dec 2009	2009/12/22	2009/12/31
17108	Barclays Bank plc – ICBC European Put Warrants Dec 2009	2009/12/22	2009/12/31
17105	CC Rabobank B.A. – Tencent Holdings European Wts Dec 2009	2009/12/22	2009/12/31
17123	CC Rabobank B.A. – HSI European Warrants Dec 2009 B	2009/12/22	2009/12/31
17124	CC Rabobank B.A. – HSI European Warrants Dec 2009 C	2009/12/22	2009/12/31
17128	CC Rabobank B.A. – HSI European Put Warrants Dec 2009 E	2009/12/22	2009/12/31
17121	UBS AG – HSI European Warrants Dec 2009 J	2009/12/22	2009/12/31
17155	BNP Paribas Arbit Issu B.V. – HSI European Wts Dec 2009 B	2009/12/22	2009/12/31
17159	BNP Paribas Arbit Issu B.V. – HSI Euro Put Wts Dec 2009 D	2009/12/22	2009/12/31
17163	Merrill Lynch Int'l & Co. C.V. – HSI European Wts Dec09 A	2009/12/22	2009/12/31
17165	Merrill Lynch Int'l & Co. C.V. – HSI European Put Wts Dec09	2009/12/22	2009/12/31
17183	Goldman Sachs SP (Asia) – HSI European Put Wts Dec 2009 A	2009/12/22	2009/12/31
17191	J P Morgan SP BV – CM Bank Euro Put Wts Dec 2009	2009/12/22	2009/12/31
17208	Macquarie Bank Ltd. – China Tel European Warrants Dec 2009	2009/12/22	2009/12/31
17234	BNP Paribas Arbit Issu B.V. – HSI European Wts Dec 2009 E	2009/12/22	2009/12/31
17238	BNP Paribas Arbit Issu B.V. – HSI Euro Put Wts Dec 2009 F	2009/12/22	2009/12/31
17232	Deutsche Bank AG – HSI European Put Warrants Dec 2009 D	2009/12/22	2009/12/31
17228	Deutsche Bank AG – HSI European Warrants Dec 2009 B	2009/12/22	2009/12/31
17229	Deutsche Bank AG – HSI European Warrants Dec 2009 C	2009/12/22	2009/12/31
17243	BNP Paribas Arbit Issu B.V. – HSI Euro Put Wts Dec 2009 G	2009/12/22	2009/12/31
17244	BNP Paribas Arbit Issu B.V. – HSI Euro Put Wts Dec 2009 H	2009/12/22	2009/12/31
17262	Deutsche Bank AG – HSI European Warrants Dec 2009 E	2009/12/22	2009/12/31
17266	Deutsche Bank AG – HSI European Put Warrants Dec 2009 F	2009/12/22	2009/12/31
17236	HK Bank – HSI European Warrants Dec 2009 Q	2009/12/22	2009/12/31
17237	HK Bank – HSI European Warrants Dec 2009 R	2009/12/22	2009/12/31
17239	HK Bank – HSI European Warrants Dec 2009 S	2009/12/22	2009/12/31
17257	KBC Fin Products Int'l Ltd. – HSI European Wts Dec 2009 A	2009/12/22	2009/12/31
17260	KBC Fin Products Int'l Ltd. – HSI European Wts Dec 2009 B	2009/12/22	2009/12/31
17246	Macquarie Bank Ltd. – ICBC European Warrants Dec 2009	2009/12/22	2009/12/31
17250	Macquarie Bank Ltd. – ICBC European Put Warrants Dec 2009	2009/12/22	2009/12/31
17249	Macquarie Bank Ltd. – Jiangxi Copper European Wts Dec 2009 B	2009/12/22	2009/12/31
17279	Macquarie Bank Ltd. – Angang Steel European Wts Dec 2009 B	2009/12/22	2009/12/31
17281	Macquarie Bank Ltd. – China COSCO European Warrants Dec 2009	2009/12/22	2009/12/31
17282	Macquarie Bank Ltd. – China Life European Wts Dec 2009	2009/12/22	2009/12/31
17357	BNP Paribas Arbit Issu B.V. – HSCEI European Wts Dec 2009 B	2009/12/22	2009/12/31
17361	BNP Paribas Arbit Issu B.V. – HSCEI Euro Put Wts Dec 2009 D	2009/12/22	2009/12/31
17327	SGA Societe Generale Acceptance N.V. – HSI Eur Wt Dec 2009 F	2009/12/22	2009/12/31
17328	SGA Societe Generale Acceptance N.V. – HSI Eur Wt Dec 2009 G	2009/12/22	2009/12/31



## List of expired derivative warrants, 2009 (continued)

Code	Warrant	Last trading date	Delisted date
17385	ABN AMRO Bank N.V. – ICBC European Put Warrants Dec 2009	2009/12/22	2009/12/31
17388	Macquarie Bank Ltd. – CHALCO European Warrants Dec 2009	2009/12/22	2009/12/31
17406	Goldman Sachs SP (Asia) – HSI European Warrants Dec 2009	2009/12/22	2009/12/31
17409	Goldman Sachs SP (Asia) – HSI European Put Wts Dec 2009 B	2009/12/22	2009/12/31
17410	Goldman Sachs SP (Asia) – HSI European Put Wts Dec 2009 C	2009/12/22	2009/12/31
17411	KBC Fin Products Int'l Ltd. – HSI Euro Put Wts Dec 2009 D	2009/12/22	2009/12/31
17438	KBC Fin Products Int'l Ltd. – HSCEI Euro Wts Dec 2009 D	2009/12/22	2009/12/31
17442	KBC Fin Products Int'l Ltd. – HSCEI Euro Put Wts Dec 2009 F	2009/12/22	2009/12/31
17440	KBC Fin Products Int'l Ltd. – HSI European Wts Dec 2009 E	2009/12/22	2009/12/31
17441	KBC Fin Products Int'l Ltd. – HSI European Wts Dec 2009 F	2009/12/22	2009/12/31
17418	CC Rabobank B.A. – HSI European Warrants Dec 2009 F	2009/12/22	2009/12/31
17422	CC Rabobank B.A. – HSI European Put Warrants Dec 2009 G	2009/12/22	2009/12/31
17451	J P Morgan SP BV – Angang Steel European Warrants Dec 2009	2009/12/22	2009/12/31
17466	KBC Fin Products Int'l Ltd. – HSI European Wts Dec 2009 G	2009/12/22	2009/12/31
17463	Macquarie Bank Ltd. – CITIC Bank European Warrants Dec 2009D	2009/12/22	2009/12/31
17491	SGA Societe Generale Acceptance N.V. – HSI Eu Put Wt Dec 09H	2009/12/22	2009/12/31
17492	SGA Societe Generale Acceptance N.V. – HSI Eu Put Wt Dec 09I	2009/12/22	2009/12/31
17493	SGA Societe Generale Acceptance N.V. – HSI Eu Put Wt Dec 09J	2009/12/22	2009/12/31
17494	SGA Societe Generale Acceptance N.V. – HSI Eu Put Wt Dec 09K	2009/12/22	2009/12/31
17480	Macquarie Bank Ltd. – HSCEI European Put Warrants Dec 2009 D	2009/12/22	2009/12/31
17513	ABN AMRO Bank N.V. – A50 China European Put Wts Dec 2009	2009/12/22	2009/12/31
17530	KBC Fin Products Int'l Ltd. – HSI European Wts Dec 2009 I	2009/12/22	2009/12/31
17518	KBC Fin Products Int'l Ltd. – HSI Euro Put Wts Dec 2009 H	2009/12/22	2009/12/31
17533	Macquarie Bank Ltd. – Sinopec Corp Euro Put Wts Dec 2009	2009/12/22	2009/12/31
17583	Deutsche Bank AG – HSI European Put Warrants Dec 2009 C	2009/12/22	2009/12/31
17599	Deutsche Bank AG – HSI European Warrants Dec 2009 H	2009/12/22	2009/12/31
17626	Deutsche Bank AG – HSI European Put Warrants Dec 2009 I	2009/12/22	2009/12/31
17723	ABN AMRO Bank N.V. – HSI European Put Warrants Dec 2009 A	2009/12/22	2009/12/31
17722	KBC Fin Products Int'l Ltd. – HSI Euro Put Wts Dec 2009 J	2009/12/22	2009/12/31
17724	UBS AG – HSI European Warrants Dec 2009 K	2009/12/22	2009/12/31
17725	UBS AG – HSI European Warrants Dec 2009 L	2009/12/22	2009/12/31
17733	Macquarie Bank Ltd. – HSI European Warrants Dec 2009 H	2009/12/22	2009/12/31
17738	Macquarie Bank Ltd. – HSI European Put Warrants Dec 2009 I	2009/12/22	2009/12/31
17803	ABN AMRO Bank N.V. – HSI European Warrants Dec 2009 C	2009/12/22	2009/12/31
17806	ABN AMRO Bank N.V. – HSI European Put Warrants Dec 2009 B	2009/12/22	2009/12/31
17804	Macquarie Bank Ltd. – HSI European Warrants Dec 2009 J	2009/12/22	2009/12/31
17805	Macquarie Bank Ltd. – HSI European Warrants Dec 2009 K	2009/12/22	2009/12/31
17809	Macquarie Bank Ltd. – HSI European Put Warrants Dec 2009 L	2009/12/22	2009/12/31
17908	CC Rabobank B.A. – HSI European Warrants Dec 2009 H	2009/12/22	2009/12/31
18083	ABN AMRO Bank N.V. – HSI European Warrants Dec 2009 D	2009/12/22	2009/12/31
18087	ABN AMRO Bank N.V. – HSI European Put Warrants Dec 2009 E	2009/12/22	2009/12/31
18336	BNP Paribas Arbit Issu B.V. – HSI European Wts Dec 2009 I	2009/12/22	2009/12/31
18355	Barclays Bank plc – CM Bank European Warrants Dec 2009	2009/12/22	2009/12/31
18345	Merrill Lynch Int'l & Co. C.V. – HSI European Warrants Dec09B	2009/12/22	2009/12/31
18458	Credit Suisse – HSI European Put Warrants Dec 2009	2009/12/22	2009/12/31
18495	ABN AMRO Bank N.V. – HSI European Put Warrants Dec 2009 F	2009/12/22	2009/12/31

## Market value and trading for derivative warrants, 2005 – 2009

Year/Month	Number*	Market value* (HK\$ mil.)	Turnover value (HK\$ mil.)	(%) of market total
2005	1304	98,490.16	856,606.63	19.04
2006	1959	456,071.92	1,790,059.46	21.48
2007	4483	696,995.85	4,693,859.57	21.83
2008	3011	169,573.55	3,433,736.34	19.51
2009	3367	136,441.34	1,654,894.76	10.72
2009	Jan	2926	156,855.43	11.75
	Feb	2794	133,087.90	13.84
	Mar	2510	132,412.29	10.08
	Apr	2476	152,766.36	9.54
	May	2640	201,932.27	9.21
	Jun	2726	208,964.75	9.71
	Jul	2855	250,386.82	11.33
	Aug	3070	204,347.14	11.34
	Sep	3093	190,077.28	11.04
	Oct	3220	192,223.17	11.18
	Nov	3343	183,644.03	10.91
	Dec	3367	136,441.34	10.32

Month-end or year-end figures.

## Newly listed callable bull/bear contracts

Code	Issuer	Name of issue	Issue prices (HK\$)	Strike price (HKD) / Strike level per 10 units	Call price (HKD) / Call level per 10 units	Expiry date	No. of issue (units)	Listing date
61358	ABN AMRO Bank N.V.	DJIA R Bull CBBC Jun 2009 H	0.4450	7,000 per 30,000 units	7,500 per 30,000 units	2009/06/19	50,000,000	2009/01/02
61362	ABN AMRO Bank N.V.	DJIA R Bear CBBC Jun 2009 I	0.4100	10,000 per 30,000 units	9,500 per 30,000 units	2009/06/19	50,000,000	2009/01/02
61300	Deutsche Bank AG	China Mobile R Bear CBBC Aug 2009 A	0.2500	89.68 per 100 units	83.68 per 100 units	2009/08/03	150,000,000	2009/01/02
61297	Deutsche Bank AG	China Life R Bear CBBC Aug 2009 S	0.2800	25.1800	24.1800	2009/08/03	150,000,000	2009/01/02
61298	Deutsche Bank AG	China Life R Bear CBBC Aug 2009 T	0.3800	26.1800	25.1800	2009/08/03	150,000,000	2009/01/02
61355	Deutsche Bank AG	HSI R Bear CBBC Aug 2009 I	0.3000	15,800 per 15,000 units	15,000 per 15,000 units	2009/08/28	300,000,000	2009/01/02
61356	Deutsche Bank AG	HSI R Bear CBBC Aug 2009 L	0.3200	16,300 per 10,000 units	15,500 per 10,000 units	2009/08/28	300,000,000	2009/01/02
61354	Deutsche Bank AG	HSI R Bear CBBC Aug 2009 O	0.2500	15,200 per 15,000 units	14,400 per 15,000 units	2009/08/28	300,000,000	2009/01/02
61357	Deutsche Bank AG	HSI R Bear CBBC Aug 2009 P	0.4000	16,900 per 10,000 units	16,100 per 10,000 units	2009/08/28	300,000,000	2009/01/02
61305	KBC Fin Products Int'l Ltd.	HSI R Bull CBBC Jun 2009 A	0.2500	13,400 per 15,000 units	14,200 per 15,000 units	2009/06/29	168,000,000	2009/01/02
61303	KBC Fin Products Int'l Ltd.	HSI R Bear CBBC May 2009 M	0.2500	15,200 per 8,000 units	14,400 per 8,000 units	2009/05/27	108,000,000	2009/01/02
61301	KBC Fin Products Int'l Ltd.	HSI R Bear CBBC Jun 2009 B	0.2500	15,600 per 15,000 units	14,800 per 15,000 units	2009/06/29	168,000,000	2009/01/02
61302	KBC Fin Products Int'l Ltd.	HSI R Bear CBBC Jun 2009 E	0.2500	15,400 per 12,000 units	14,600 per 12,000 units	2009/06/29	128,000,000	2009/01/02
61292	SGA Societe Generale Acceptance N.V	CLife R Bear CBBC Jun09B	0.5300	28.5000	26.5000	2009/06/29	150,000,000	2009/01/02
61293	SGA Societe Generale Acceptance N.V	CNOOC R Bear CBBC May09A	0.2500	8.8000	7.8000	2009/05/26	300,000,000	2009/01/02
61304	UBS AG	BankComm R Bull CBBC Aug 2009 A	0.2650	2.8800	3.8800	2009/08/17	200,000,000	2009/01/02
61306	UBS AG	BankComm R Bull CBBC Aug 2009 B	0.2500	3.3800	4.3800	2009/08/17	200,000,000	2009/01/02
61307	UBS AG	BankComm R Bull CBBC Aug 2009 C	0.2500	3.8800	4.8800	2009/08/17	200,000,000	2009/01/02
61308	UBS AG	BankComm R Bear CBBC Aug 2009 D	0.2500	7.3800	6.3800	2009/08/17	200,000,000	2009/01/02
61309	UBS AG	BankComm R Bear CBBC Aug 2009 E	0.2500	7.8800	6.8800	2009/08/17	200,000,000	2009/01/02
61310	UBS AG	BankComm R Bear CBBC Aug 2009 F	0.2900	8.3800	7.3800	2009/08/17	200,000,000	2009/01/02
61344	UBS AG	China Mobile R Bear CBBC Jul 2009 H	0.2500	88.88 per 100 units	82.88 per 100 units	2009/07/27	300,000,000	2009/01/02
61311	UBS AG	CCCCL R Bull CBBC Jul 2009 A	0.3150	5.8800	6.8800	2009/07/20	200,000,000	2009/01/02
61312	UBS AG	CCCCL R Bull CBBC Jul 2009 B	0.2500	6.8800	7.8800	2009/07/20	200,000,000	2009/01/02
61313	UBS AG	CCCCL R Bear CBBC Jul 2009 C	0.2900	11.8800	10.8800	2009/07/20	200,000,000	2009/01/02
61314	UBS AG	CCCCL R Bear CBBC Jul 2009 D	0.3900	12.8800	11.8800	2009/07/20	200,000,000	2009/01/02
61336	UBS AG	Cheung Kong R Bull CBBC Jul 2009 E	0.2500	53.88 per 100 units	63.88 per 100 units	2009/07/27	200,000,000	2009/01/02
61341	UBS AG	Cheung Kong R Bear CBBC Jul 2009 F	0.2500	93.88 per 100 units	83.88 per 100 units	2009/07/27	200,000,000	2009/01/02
61342	UBS AG	China Life R Bear CBBC Jul 2009 F	0.3700	26.3800	24.8800	2009/07/27	300,000,000	2009/01/02
61343	UBS AG	CM Bank R Bear CBBC Jul 2009 B	0.3750	17.8800	15.8800	2009/07/20	200,000,000	2009/01/02
61346	UBS AG	CNOOC R Bear CBBC Jul 2009 G	0.2500	8.3800	7.3800	2009/07/27	200,000,000	2009/01/02
61347	UBS AG	CNOOC R Bear CBBC Jul 2009 H	0.2500	8.8800	7.8800	2009/07/27	200,000,000	2009/01/02
61315	UBS AG	Sinopec Corp R Bull CBBC Aug 2009 A	0.2800	2.3800	3.3800	2009/08/17	200,000,000	2009/01/02
61316	UBS AG	Sinopec Corp R Bull CBBC Aug 2009 B	0.2500	2.8800	3.8800	2009/08/17	200,000,000	2009/01/02
61317	UBS AG	Sinopec Corp R Bull CBBC Aug 2009 C	0.2500	3.3800	4.3800	2009/08/17	200,000,000	2009/01/02
61318	UBS AG	Sinopec Corp R Bear CBBC Aug 2009 D	0.2500	6.3800	5.3800	2009/08/17	200,000,000	2009/01/02
61319	UBS AG	Sinopec Corp R Bear CBBC Aug 2009 E	0.2500	6.8800	5.8800	2009/08/17	200,000,000	2009/01/02
61320	UBS AG	Sinopec Corp R Bear CBBC Aug 2009 F	0.2600	7.3800	6.3800	2009/08/17	200,000,000	2009/01/02
61337	UBS AG	China Shenhua R Bull CBBC Jul 2009 A	0.3530	11.8800	12.8800	2009/07/27	200,000,000	2009/01/02
61345	UBS AG	China Shenhua R Bear CBBC Jul 2009 B	0.3500	18.8800	17.8800	2009/07/27	200,000,000	2009/01/02
61340	UBS AG	A50 China R Bear CBBC Jul 2009 B	0.2500	10.1800	9.3800	2009/07/20	300,000,000	2009/01/02
61349	UBS AG	HKEx R Bear CBBC Jul 2009 A	0.2500	86.88 per 100 units	78.88 per 100 units	2009/07/20	300,000,000	2009/01/02
61348	UBS AG	HS Bank R Bear CBBC Jul 2009 A	0.2500	118.88 per 100 units	108.88 per 100 units	2009/07/20	200,000,000	2009/01/02



## Newly listed callable bull/bear contracts (continued)

Code	Issuer	Name of issue	Issue prices (HK\$)	Strike price (HKD) / Strike level per 10 units	Call price (HKD) / Call level per 10 units	Expiry date	No. of issue (units)	Listing date
61338	UBS AG	HSBC R Bull CBBC Jul 2009 J	0.2750	45.88 per 100 units	53.88 per 100 units	2009/07/20	300,000,000	2009/01/02
61350	UBS AG	HSBC R Bear CBBC Jul 2009 K	0.2500	86.88 per 100 units	78.88 per 100 units	2009/07/20	300,000,000	2009/01/02
61321	UBS AG	HSCEI R Bull CBBC Jul 2009 E	0.2500	7,000 per 12,000 units	7,800 per 12,000 units	2009/07/30	500,000,000	2009/01/02
61322	UBS AG	HSCEI R Bull CBBC Jul 2009 F	0.2500	7,300 per 7,000 units	8,000 per 7,000 units	2009/07/30	500,000,000	2009/01/02
61323	UBS AG	HSCEI R Bear CBBC Jul 2009 G	0.2500	8,400 per 7,000 units	7,700 per 7,000 units	2009/07/30	500,000,000	2009/01/02
61324	UBS AG	HSCEI R Bear CBBC Jul 2009 H	0.2500	8,800 per 12,000 units	8,000 per 12,000 units	2009/07/30	500,000,000	2009/01/02
61325	UBS AG	HSI R Bull CBBC Sep 2009 R	0.2500	13,500 per 12,000 units	14,300 per 12,000 units	2009/09/29	500,000,000	2009/01/02
61326	UBS AG	HSI R Bull CBBC Oct 2009 A	0.2500	13,700 per 8,000 units	14,500 per 8,000 units	2009/10/29	500,000,000	2009/01/02
61328	UBS AG	HSI R Bear CBBC Aug 2009 F	0.2500	16,300 per 23,000 units	15,300 per 23,000 units	2009/08/28	500,000,000	2009/01/02
61329	UBS AG	HSI R Bear CBBC Sep 2009 M	0.2500	15,000 per 12,000 units	14,200 per 12,000 units	2009/09/29	500,000,000	2009/01/02
61332	UBS AG	HSI R Bear CBBC Sep 2009 W	0.2500	16,500 per 18,000 units	15,500 per 18,000 units	2009/09/29	500,000,000	2009/01/02
61331	UBS AG	HSI R Bear CBBC Sep 2009 Y	0.2500	16,000 per 18,000 units	15,000 per 18,000 units	2009/09/29	500,000,000	2009/01/02
61330	UBS AG	HSI R Bear CBBC Sep 2009 Z	0.2500	15,800 per 23,000 units	14,800 per 23,000 units	2009/09/29	500,000,000	2009/01/02
61327	UBS AG	HSI R Bear CBBC Oct 2009 B	0.2500	15,200 per 8,000 units	14,400 per 8,000 units	2009/10/29	500,000,000	2009/01/02
61333	UBS AG	HSI R Bear CBBC Oct 2009 C	0.2500	16,100 per 28,000 units	15,100 per 28,000 units	2009/10/29	500,000,000	2009/01/02
61334	UBS AG	HSI R Bear CBBC Oct 2009 D	0.2500	16,300 per 38,000 units	15,300 per 38,000 units	2009/10/29	500,000,000	2009/01/02
61335	UBS AG	HSI R Bear CBBC Oct 2009 E	0.2500	16,600 per 28,000 units	15,600 per 28,000 units	2009/10/29	500,000,000	2009/01/02
61351	UBS AG	Hutchison R Bear CBBC Jul 2009 E	0.2500	53.88 per 100 units	43.88 per 100 units	2009/07/20	200,000,000	2009/01/02
61352	UBS AG	Petrochina R Bear CBBC Jul 2009 G	0.2500	8.3800	7.3800	2009/07/27	300,000,000	2009/01/02
61339	UBS AG	SHK Ppt R Bull CBBC Jul 2009 A	0.2500	43.88 per 100 units	53.88 per 100 units	2009/07/20	200,000,000	2009/01/02
61353	UBS AG	SHK Ppt R Bear CBBC Jul 2009 B	0.2500	88.88 per 100 units	78.88 per 100 units	2009/07/20	200,000,000	2009/01/02
61294	HK Bank	A50 R Bull CBBC Jun 2009 A	0.3300	6.0800	6.8800	2009/06/18	1,000,000,000	2009/01/05
61296	HK Bank	A50 R Bull CBBC Jun 2009 B	0.2500	6.8800	7.6800	2009/06/18	1,000,000,000	2009/01/05
61299	HK Bank	A50 R Bear CBBC Jun 2009 C	0.3300	11.8800	10.8800	2009/06/18	1,000,000,000	2009/01/05
61361	Deutsche Bank AG	CNOOC R Bear CBBC Aug 2009 A	0.2500	8.6800	7.6800	2009/08/03	150,000,000	2009/01/05
61360	Deutsche Bank AG	Sinopec Corp R Bear CBBC Aug 2009 C	0.2500	6.6800	5.6800	2009/08/03	150,000,000	2009/01/05
61359	KBC Fin Products Int'l Ltd.	Ch Life R Bear CBBC Apr 2009 B	0.5800	27.6800	26.1800	2009/04/15	128,000,000	2009/01/05
61372	KBC Fin Products Int'l Ltd.	HSI R Bull CBBC May 2009 L	0.2500	13,200 per 8,000 units	14,000 per 8,000 units	2009/05/27	88,000,000	2009/01/05
61363	SGA Societe Generale Acceptance N.V.	A50 R Bear CBBC Aug09A	0.2500	10.5000	9.5000	2009/08/31	300,000,000	2009/01/05
61364	SGA Societe Generale Acceptance N.V.	HSI R Bear CBBC Jul09N	0.2500	15,300 per 8,000 units	14,500 per 8,000 units	2009/07/30	200,000,000	2009/01/05
61365	SGA Societe Generale Acceptance N.V.	HSI R Bear CBBC Jul09O	0.2500	15,800 per 8,000 units	15,000 per 8,000 units	2009/07/30	200,000,000	2009/01/05
61366	SGA Societe Generale Acceptance N.V.	HSI R Bear CBBC Aug09R	0.2500	15,000 per 12,000 units	14,200 per 12,000 units	2009/08/28	300,000,000	2009/01/05
61367	SGA Societe Generale Acceptance N.V.	HSI R Bear CBBC Aug09S	0.2500	15,500 per 12,000 units	14,700 per 12,000 units	2009/08/28	300,000,000	2009/01/05
61368	SGA Societe Generale Acceptance N.V.	HSI R Bear CBBC Aug09T	0.2500	16,000 per 12,000 units	15,200 per 12,000 units	2009/08/28	300,000,000	2009/01/05
61369	SGA Societe Generale Acceptance N.V.	PetCh R Bear CBBC Oct09A	0.2500	8.5000	7.5000	2009/10/05	300,000,000	2009/01/05
61370	UBS AG	HSCEI R Bull CBBC Jul 2009 I	0.2500	6,800 per 7,000 units	7,500 per 7,000 units	2009/07/30	500,000,000	2009/01/05
61374	UBS AG	HSCEI R Bear CBBC Jul 2009 J	0.2500	8,300 per 12,000 units	7,500 per 12,000 units	2009/07/30	500,000,000	2009/01/05
61371	UBS AG	HSI R Bull CBBC Oct 2009 F	0.2500	13,200 per 8,000 units	14,000 per 8,000 units	2009/10/29	500,000,000	2009/01/05
61375	UBS AG	HSI R Bear CBBC Oct 2009 G	0.2500	14,700 per 8,000 units	13,900 per 8,000 units	2009/10/29	500,000,000	2009/01/05
61373	BNP Paribas Arbit Issu B.V.	HSI R Bear CBBC Jul 2009 N	0.2500	16,000 per 16,000 units	15,200 per 16,000 units	2009/07/30	500,000,000	2009/01/06
61390	Deutsche Bank AG	HSI R Bull CBBC Aug 2009 U	0.2500	13,200 per 15,000 units	14,000 per 15,000 units	2009/08/28	300,000,000	2009/01/07
61401	Goldman Sachs SP (Asia)	HSI R Bull CBBC Sep 2009 B	0.2500	12,200 per 21,000 units	13,000 per 21,000 units	2009/09/29	200,000,000	2009/01/07
61402	Goldman Sachs SP (Asia)	HSI R Bear CBBC Aug 2009 B	0.2500	16,400 per 25,000 units	15,600 per 25,000 units	2009/08/28	200,000,000	2009/01/07

## Newly listed callable bull/bear contracts (continued)

Code	Issuer	Name of issue	Issue prices (HK\$)	Strike price (HKD) / Strike level per 10 units	Call price (HKD) / Call level per 10 units	Expiry date	No. of issue (units)	Listing date
61391	KBC Fin Products Int'l Ltd.	Ch Mobile R Bull CBBC May2009A	0.2500	64 per 100 units	72 per 100 units	2009/05/18	308,000,000	2009/01/07
61392	KBC Fin Products Int'l Ltd.	Ch Mobile R Bull CBBC Jun2009A	0.3100	54 per 100 units	62 per 100 units	2009/06/08	268,000,000	2009/01/07
61394	KBC Fin Products Int'l Ltd.	Ch Mobile R Bear CBBC Jun2009B	0.3000	96 per 100 units	88 per 100 units	2009/06/08	298,000,000	2009/01/07
61395	KBC Fin Products Int'l Ltd.	Ch Mobile R Bear CBBC Jul2009A	0.2500	88 per 100 units	80 per 100 units	2009/07/02	308,000,000	2009/01/07
61396	KBC Fin Products Int'l Ltd.	Ch Mobile R Bear CBBC Aug2009A	0.3800	104 per 100 units	96 per 100 units	2009/08/03	258,000,000	2009/01/07
61403	KBC Fin Products Int'l Ltd.	Ch Life R Bear CBBC Jul2009B	0.4100	26.3800	24.8800	2009/07/15	138,000,000	2009/01/07
61405	KBC Fin Products Int'l Ltd.	CNOOC R Bull CBBC Jul 2009 A	0.2500	5.4800	6.4800	2009/07/07	208,000,000	2009/01/07
61406	KBC Fin Products Int'l Ltd.	CNOOC R Bull CBBC Aug 2009 A	0.3300	4.3800	5.3800	2009/08/03	208,000,000	2009/01/07
61409	KBC Fin Products Int'l Ltd.	CNOOC R Bear CBBC Jul 2009 B	0.2500	8.9000	7.9000	2009/07/15	208,000,000	2009/01/07
61410	KBC Fin Products Int'l Ltd.	CNOOC R Bear CBBC Aug 2009 B	0.3100	10.0000	9.0000	2009/08/03	208,000,000	2009/01/07
61404	KBC Fin Products Int'l Ltd.	CP&CC R Bull CBBC Jul 2009 A	0.2500	3.2800	4.0800	2009/07/10	208,000,000	2009/01/07
61408	KBC Fin Products Int'l Ltd.	CP&CC R Bear CBBC Aug 2009 A	0.3300	6.8800	5.8800	2009/08/03	208,000,000	2009/01/07
61400	KBC Fin Products Int'l Ltd.	A50 China R Bull CBBC Jul2009A	0.2600	7.5300	8.3300	2009/07/07	268,000,000	2009/01/07
61407	KBC Fin Products Int'l Ltd.	HSBC R Bear CBBC Jul 2009 B	0.4200	108 per 100 units	100 per 100 units	2009/07/10	128,000,000	2009/01/07
61411	KBC Fin Products Int'l Ltd.	HSI R Bull CBBC Jul 2009 I	0.2500	13,600 per 8,000 units	14,400 per 8,000 units	2009/07/30	400,000,000	2009/01/07
61393	KBC Fin Products Int'l Ltd.	Petrochina R Bull CBBC Jul 09A	0.2500	5.1000	5.9000	2009/07/02	208,000,000	2009/01/07
61397	KBC Fin Products Int'l Ltd.	Petrochina R Bear CBBC Jun 09A	0.2500	8.2800	7.4800	2009/06/18	208,000,000	2009/01/07
61398	KBC Fin Products Int'l Ltd.	Petrochina R Bear CBBC Jul 09B	0.3100	9.0800	8.2800	2009/07/02	208,000,000	2009/01/07
61399	KBC Fin Products Int'l Ltd.	Petrochina R Bear CBBC Jul 09C	0.3700	10.0800	9.0800	2009/07/07	198,000,000	2009/01/07
61376	SGA Societe Generale Acceptance NV	CHALCO R Bull CBBC Aug09A	0.2500	2.5000	3.2000	2009/08/31	200,000,000	2009/01/07
61378	SGA Societe Generale Acceptance NV	BOC HK R Bull CBBC Aug09A	0.2500	6.5000	7.5000	2009/08/31	100,000,000	2009/01/07
61377	SGA Societe Generale Acceptance N.V	BOCom R Bull CBBC Aug09A	0.2500	3.8000	4.6000	2009/08/31	200,000,000	2009/01/07
61382	SGA Societe Generale Acceptance N.V.	CCB R Bear CBBC Jun09A	0.2500	5.4000	4.8000	2009/06/29	300,000,000	2009/01/07
61380	SGA Societe Generale Acceptance N.V	CCCCCL R Bull CBBC Jul09F	0.2500	7.8000	8.8000	2009/07/27	150,000,000	2009/01/07
61381	SGA Societe Generale Acceptance N.V	CCCCCL R Bear CBBC Jul09G	0.2500	11.5000	10.5000	2009/07/27	150,000,000	2009/01/07
61379	SGA Societe Generale Acceptance N.V	CCoal R Bull CBBC Aug09A	0.2500	4.0000	4.6000	2009/08/31	200,000,000	2009/01/07
61383	SGA Societe Generale Acceptance N.V	CLife R Bear CBBC Jun09C	0.3800	26.8000	25.0000	2009/06/29	100,000,000	2009/01/07
61384	SGA Societe Generale Acceptance N.V	CP&CC R Bear CBBC Jun09F	0.2500	6.0000	5.3000	2009/06/29	300,000,000	2009/01/07
61385	SGA Societe Generale Acceptance N.V	CShen R Bull CBBC Jun09C	0.4500	11.5000	13.5000	2009/06/30	100,000,000	2009/01/07
61386	SGA Societe Generale Acceptance N.V	CShen R Bear CBBC Jun09D	0.5100	20.0000	18.0000	2009/06/30	100,000,000	2009/01/07
61389	SGA Societe Generale Acceptance N.V.	A50 R Bull CBBC Jun09A	0.2500	7.5000	8.5000	2009/06/30	200,000,000	2009/01/07
61387	SGA Societe Generale Acceptance N.V	HS Bk R Bull CBBC Jun09A	0.2500	80 per 100 units	90 per 100 units	2009/06/29	100,000,000	2009/01/07
61388	SGA Societe Generale Acceptance N.V.	HSBC R Bear CBBC Aug09A	0.2500	88 per 100 units	82 per 100 units	2009/08/24	200,000,000	2009/01/07
61412	SGA Societe Generale Acceptance N.V.	HSI R Bull CBBC Jul09P	0.2500	13,000 per 12,000 units	13,800 per 12,000 units	2009/07/30	300,000,000	2009/01/08
61413	SGA Societe Generale Acceptance N.V.	HSI R Bull CBBC Aug09U	0.2500	13,200 per 8,000 units	14,000 per 8,000 units	2009/08/28	300,000,000	2009/01/08
61417	Deutsche Bank AG	China Mobile R Bull CBBC Jul 2009 I	0.2500	67.68 per 100 units	73.68 per 100 units	2009/07/27	150,000,000	2009/01/09
61416	Deutsche Bank AG	China Life R Bull CBBC Aug 2009 U	0.3500	21.1800	22.1800	2009/08/03	150,000,000	2009/01/09
61419	Deutsche Bank AG	A50 China R Bear CBBC Jul 2009 C	0.2600	10.4800	9.6800	2009/07/13	150,000,000	2009/01/09
61414	Deutsche Bank AG	HSI R Bull CBBC Sep 2009 E	0.3000	13,400 per 15,000 units	14,200 per 15,000 units	2009/09/29	300,000,000	2009/01/09
61440	Deutsche Bank AG	HSI R Bull CBBC Sep 2009 N	0.2500	14,000 per 20,000 units	14,800 per 20,000 units	2009/09/29	300,000,000	2009/01/09
61415	Deutsche Bank AG	HSI R Bull CBBC Oct 2009 A	0.2500	13,800 per 15,000 units	14,600 per 15,000 units	2009/10/29	300,000,000	2009/01/09
61418	Deutsche Bank AG	HSI R Bear CBBC Sep 2009 M	0.3200	16,200 per 15,000 units	15,400 per 15,000 units	2009/09/29	300,000,000	2009/01/09
61442	KBC Fin Products Int'l Ltd.	HSI R Bull CBBC Jul 2009 L	0.2500	13,800 per 15,000 units	14,600 per 15,000 units	2009/07/30	168,000,000	2009/01/09

## Newly listed callable bull/bear contracts (continued)

Code	Issuer	Name of issue	Issue prices (HK\$)	Strike price (HKD) / Strike level per 10 units	Call price (HKD) / Call level per 10 units	Expiry date	No. of issue (units)	Listing date
61438	KBC Fin Products Int'l Ltd.	HSI R Bear CBBC Jul 2009 J	0.2500	15,600 per 12,000 units	14,800 per 12,000 units	2009/07/30	138,000,000	2009/01/09
61439	KBC Fin Products Int'l Ltd.	HSI R Bear CBBC Jul 2009 K	0.2540	15,800 per 15,000 units	15,000 per 15,000 units	2009/07/30	168,000,000	2009/01/09
61432	UBS AG	BankComm R Bull CBBC Aug 2009 G	0.2500	4.3800	5.3800	2009/08/17	200,000,000	2009/01/09
61433	UBS AG	China Life R Bull CBBC Jul 2009 G	0.3550	20.3800	21.8800	2009/07/27	300,000,000	2009/01/09
61434	UBS AG	China Life R Bull CBBC Jul 2009 H	0.2550	21.3800	22.8800	2009/07/27	300,000,000	2009/01/09
61435	UBS AG	CNOOC R Bull CBBC Jul 2009 I	0.2500	5.3800	6.3800	2009/07/27	200,000,000	2009/01/09
61436	UBS AG	CNOOC R Bull CBBC Jul 2009 J	0.2500	5.8800	6.8800	2009/07/27	200,000,000	2009/01/09
61420	UBS AG	HSCEI R Bull CBBC Jul 2009 K	0.2500	7,300 per 7,000 units	8,000 per 7,000 units	2009/07/30	500,000,000	2009/01/09
61421	UBS AG	HSCEI R Bull CBBC Jul 2009 L	0.2500	7,500 per 12,000 units	8,300 per 12,000 units	2009/07/30	500,000,000	2009/01/09
61427	UBS AG	HSCEI R Bear CBBC Jul 2009 M	0.2500	8,800 per 12,000 units	8,000 per 12,000 units	2009/07/30	500,000,000	2009/01/09
61428	UBS AG	HSCEI R Bear CBBC Jul 2009 N	0.2500	8,900 per 7,000 units	8,200 per 7,000 units	2009/07/30	500,000,000	2009/01/09
61422	UBS AG	HSI R Bull CBBC Jul 2009 L	0.2500	13,100 per 18,000 units	14,100 per 18,000 units	2009/07/30	500,000,000	2009/01/09
61423	UBS AG	HSI R Bull CBBC Jul 2009 M	0.2500	13,700 per 8,000 units	14,500 per 8,000 units	2009/07/30	500,000,000	2009/01/09
61424	UBS AG	HSI R Bull CBBC Sep 2009 M	0.2500	12,900 per 28,000 units	13,900 per 28,000 units	2009/09/29	500,000,000	2009/01/09
61425	UBS AG	HSI R Bull CBBC Sep 2009 X	0.2500	14,200 per 8,000 units	15,000 per 8,000 units	2009/09/29	500,000,000	2009/01/09
61426	UBS AG	HSI R Bull CBBC Oct 2009 H	0.2500	14,000 per 12,000 units	14,800 per 12,000 units	2009/10/29	500,000,000	2009/01/09
61429	UBS AG	HSI R Bear CBBC Jul 2009 N	0.2500	15,200 per 8,000 units	14,400 per 8,000 units	2009/07/30	500,000,000	2009/01/09
61430	UBS AG	HSI R Bear CBBC Sep 2009 Y	0.2500	15,700 per 8,000 units	14,900 per 8,000 units	2009/09/29	500,000,000	2009/01/09
61431	UBS AG	HSI R Bear CBBC Oct 2009 I	0.2500	15,500 per 12,000 units	14,700 per 12,000 units	2009/10/29	500,000,000	2009/01/09
61437	UBS AG	Petrochina R Bull CBBC Jul 2009 H	0.2500	5.3800	6.3800	2009/07/27	300,000,000	2009/01/09
31796*	UBS AG	HKEx R Bear CBBC Apr 2009 A	0.2200	103.88 per 100 units	98.88 per 100 units	2009/04/06	200,000,000	2009/01/09
61441	BNP Paribas Arbit Issu B.V.	HSI R Bull CBBC Nov 2009 M	0.3500	12,400 per 10,000 units	13,400 per 10,000 units	2009/11/27	300,000,000	2009/01/12
61443	BNP Paribas Arbit Issu B.V.	HSI R Bull CBBC Nov 2009 N	0.2500	13,400 per 10,000 units	14,400 per 10,000 units	2009/11/27	300,000,000	2009/01/12
61444	BNP Paribas Arbit Issu B.V.	HSI R Bull CBBC Dec 2009 L	0.2500	13,200 per 16,000 units	14,000 per 16,000 units	2009/12/30	400,000,000	2009/01/12
61445	BNP Paribas Arbit Issu B.V.	HSI R Bull CBBC Dec 2009 M	0.2500	14,000 per 16,000 units	14,800 per 16,000 units	2009/12/30	400,000,000	2009/01/12
61446	BNP Paribas Arbit Issu B.V.	HSI R Bear CBBC Jul 2009 O	0.2500	16,400 per 10,000 units	15,400 per 10,000 units	2009/07/30	300,000,000	2009/01/12
61447	BNP Paribas Arbit Issu B.V.	HSI R Bear CBBC Jul 2009 P	0.2500	17,200 per 12,000 units	16,380 per 12,000 units	2009/07/30	300,000,000	2009/01/12
61448	BNP Paribas Arbit Issu B.V.	HSI R Bear CBBC Aug 2009 U	0.2500	15,700 per 12,000 units	14,900 per 12,000 units	2009/08/28	300,000,000	2009/01/12
61449	BNP Paribas Arbit Issu B.V.	HSI R Bear CBBC Aug 2009 V	0.2500	16,800 per 10,000 units	16,000 per 10,000 units	2009/08/28	300,000,000	2009/01/12
61472	Deutsche Bank AG	China Mobile R Bull CBBC Jul 2009 J	0.2500	71.68 per 100 units	77.68 per 100 units	2009/07/13	150,000,000	2009/01/12
61475	Deutsche Bank AG	China Mobile R Bear CBBC Jul 2009 K	0.2600	101.68 per 100 units	95.68 per 100 units	2009/07/13	150,000,000	2009/01/12
61468	Deutsche Bank AG	China Life R Bull CBBC Aug 2009 V	0.4000	22.1800	23.1800	2009/08/31	150,000,000	2009/01/12
61471	Deutsche Bank AG	China Life R Bull CBBC Aug 2009 W	0.3000	23.1800	24.1800	2009/08/31	150,000,000	2009/01/12
61473	Deutsche Bank AG	CNOOC R Bull CBBC Jul 2009 H	0.2500	6.1800	7.1800	2009/07/13	150,000,000	2009/01/12
61476	Deutsche Bank AG	CNOOC R Bear CBBC Jul 2009 I	0.4200	12.1800	11.1800	2009/07/13	150,000,000	2009/01/12
61474	Deutsche Bank AG	HKEx R Bull CBBC Jul 2009 I	0.2500	63.18 per 100 units	70.18 per 100 units	2009/07/20	150,000,000	2009/01/12
61477	Deutsche Bank AG	HKEx R Bear CBBC Jul 2009 J	0.3000	107.18 per 100 units	100.18 per 100 units	2009/07/20	150,000,000	2009/01/12
61465	Deutsche Bank AG	HSI R Bull CBBC Oct 2009 B	0.3000	13,600 per 20,000 units	14,400 per 20,000 units	2009/10/29	300,000,000	2009/01/12
61466	Deutsche Bank AG	HSI R Bull CBBC Oct 2009 C	0.2800	14,200 per 15,000 units	15,000 per 15,000 units	2009/10/29	300,000,000	2009/01/12
61467	Deutsche Bank AG	HSI R Bull CBBC Oct 2009 D	0.2500	14,400 per 20,000 units	15,200 per 20,000 units	2009/10/29	300,000,000	2009/01/12
61469	Deutsche Bank AG	HSI R Bear CBBC Oct 2009 E	0.4000	19,000 per 20,000 units	18,200 per 20,000 units	2009/10/29	300,000,000	2009/01/12
61470	Deutsche Bank AG	HSI R Bear CBBC Oct 2009 F	0.4200	19,400 per 20,000 units	18,600 per 20,000 units	2009/10/29	300,000,000	2009/01/12
61478	Deutsche Bank AG	Petrochina R Bull CBBC Jul 2009 A	0.2700	5.1800	6.1800	2009/07/13	150,000,000	2009/01/12

## Newly listed callable bull/bear contracts (continued)

Code	Issuer	Name of issue	Issue prices (HK\$)	Strike price (HKD) / Strike level per 10 units	Call price (HKD) / Call level per 10 units	Expiry date	No. of issue (units)	Listing date
61479	Deutsche Bank AG	Petrochina R Bull CBBC Jul 2009 B	0.2500	5.8800	6.6800	2009/07/13	150,000,000	2009/01/12
61451	KBC Fin Products Int'l Ltd.	HSI R Bull CBBC Jul 2009 M	0.2500	14,200 per 15,000 units	15,000 per 15,000 units	2009/07/30	168,000,000	2009/01/12
61452	KBC Fin Products Int'l Ltd.	HSI R Bull CBBC Jul 2009 N	0.2600	14,600 per 10,000 units	15,400 per 10,000 units	2009/07/30	118,000,000	2009/01/12
61450	KBC Fin Products Int'l Ltd.	HSI R Bear CBBC Jun 2009 M	0.2500	16,200 per 15,000 units	15,400 per 15,000 units	2009/06/29	168,000,000	2009/01/12
61454	UBS AG	China Mobile R Bull CBBC Jul 2009 I	0.2500	70.88 per 100 units	76.88 per 100 units	2009/07/27	300,000,000	2009/01/12
61453	UBS AG	CM Bank R Bull CBBC Jul 2009 C	0.3750	11.8800	13.8800	2009/07/20	200,000,000	2009/01/12
61455	UBS AG	CNOOC R Bull CBBC Jul 2009 K	0.2500	6.3800	7.3800	2009/07/27	200,000,000	2009/01/12
61456	UBS AG	HKEx R Bull CBBC Jul 2009 B	0.2500	65.88 per 100 units	73.88 per 100 units	2009/07/20	300,000,000	2009/01/12
61458	UBS AG	HSCEI R Bull CBBC Jul 2009 O	0.2500	7,800 per 7,000 units	8,500 per 7,000 units	2009/07/30	500,000,000	2009/01/12
61462	UBS AG	HSCEI R Bear CBBC Jul 2009 P	0.2500	9,300 per 12,000 units	8,500 per 12,000 units	2009/07/30	500,000,000	2009/01/12
61459	UBS AG	HSI R Bull CBBC Oct 2009 J	0.2500	13,300 per 23,000 units	14,300 per 23,000 units	2009/10/29	500,000,000	2009/01/12
61460	UBS AG	HSI R Bull CBBC Oct 2009 K	0.2500	14,500 per 12,000 units	15,300 per 12,000 units	2009/10/29	500,000,000	2009/01/12
61461	UBS AG	HSI R Bull CBBC Oct 2009 L	0.2500	14,700 per 8,000 units	15,500 per 8,000 units	2009/10/29	500,000,000	2009/01/12
61463	UBS AG	HSI R Bear CBBC Oct 2009 M	0.2500	16,000 per 12,000 units	15,200 per 12,000 units	2009/10/29	500,000,000	2009/01/12
61464	UBS AG	HSI R Bear CBBC Oct 2009 N	0.2500	16,200 per 8,000 units	15,400 per 8,000 units	2009/10/29	500,000,000	2009/01/12
61457	UBS AG	Petrochina R Bull CBBC Jul 2009 I	0.2500	5.8800	6.8800	2009/07/27	300,000,000	2009/01/12
61505	ABN AMRO Bank N.V.	HSI R Bull CBBC May 2009 D	0.2510	13,400 per 20,000 units	14,200 per 20,000 units	2009/05/27	250,000,000	2009/01/13
61506	ABN AMRO Bank N.V.	HSI R Bull CBBC May 2009 E	0.2510	13,800 per 15,000 units	14,600 per 15,000 units	2009/05/27	250,000,000	2009/01/13
61487	BNP Paribas Arbit Issu B.V.	HSI R Bull CBBC Nov 2009 O	0.2500	14,400 per 16,000 units	15,200 per 16,000 units	2009/11/27	500,000,000	2009/01/13
61488	BNP Paribas Arbit Issu B.V.	HSI R Bull CBBC Dec 2009 N	0.2500	14,800 per 16,000 units	15,600 per 16,000 units	2009/12/30	500,000,000	2009/01/13
61489	BNP Paribas Arbit Issu B.V.	HSI R Bear CBBC Jul 2009 Q	0.2500	16,500 per 16,000 units	15,700 per 16,000 units	2009/07/30	500,000,000	2009/01/13
61504	KBC Fin Products Int'l Ltd.	HSI R Bear CBBC Jun 2009 S	0.2500	16,500 per 15,000 units	15,700 per 15,000 units	2009/06/29	168,000,000	2009/01/13
61490	SGA Societe Generale Acceptance N.V.	CTel R Bear CBBC Aug09A	0.2500	4.5000	4.0000	2009/08/31	300,000,000	2009/01/13
61491	SGA Societe Generale Acceptance N.V.	CNOOC R Bull CBBC Jul09O	0.2500	6.2000	7.2000	2009/07/24	200,000,000	2009/01/13
61492	SGA Societe Generale Acceptance N.V.	HKEx R Bull CBBC Sep09B	0.2500	65 per 100 units	73 per 100 units	2009/09/29	300,000,000	2009/01/13
61480	SGA Societe Generale Acceptance N.V.	HSI R Bull CBBC Jul09Q	0.2500	13,400 per 12,000 units	14,200 per 12,000 units	2009/07/30	300,000,000	2009/01/13
61481	SGA Societe Generale Acceptance N.V.	HSI R Bull CBBC Jul09R	0.2500	13,800 per 12,000 units	14,600 per 12,000 units	2009/07/30	300,000,000	2009/01/13
61482	SGA Societe Generale Acceptance N.V.	HSI R Bull CBBC Jul09S	0.2500	14,200 per 12,000 units	15,000 per 12,000 units	2009/07/30	300,000,000	2009/01/13
61483	SGA Societe Generale Acceptance N.V.	HSI R Bull CBBC Jul09T	0.2500	14,600 per 12,000 units	15,400 per 12,000 units	2009/07/30	300,000,000	2009/01/13
61484	SGA Societe Generale Acceptance N.V.	HSI R Bull CBBC Aug09V	0.3150	13,600 per 8,000 units	14,400 per 8,000 units	2009/08/28	300,000,000	2009/01/13
61485	SGA Societe Generale Acceptance N.V.	HSI R Bull CBBC Aug09W	0.2500	14,000 per 8,000 units	14,800 per 8,000 units	2009/08/28	300,000,000	2009/01/13
61486	SGA Societe Generale Acceptance N.V.	HSI R Bull CBBC Aug09X	0.2500	14,400 per 8,000 units	15,200 per 8,000 units	2009/08/28	300,000,000	2009/01/13
61493	SGA Societe Generale Acceptance N.V.	PetCh R Bull CBBC Jul09N	0.2500	5.7000	6.5000	2009/07/27	300,000,000	2009/01/13
61494	UBS AG	CCCCL R Bull CBBC Aug 2009 A	0.2550	7.8800	8.8800	2009/08/24	200,000,000	2009/01/13
61498	UBS AG	CCCCL R Bear CBBC Aug 2009 B	0.3500	13.8800	12.8800	2009/08/24	200,000,000	2009/01/13
61495	UBS AG	China Life R Bull CBBC Aug 2009 A	0.2750	22.3800	23.8800	2009/08/24	300,000,000	2009/01/13
61497	UBS AG	A50 China R Bull CBBC Aug 2009 A	0.2500	7.5800	8.3800	2009/08/24	300,000,000	2009/01/13
61499	UBS AG	HSCEI R Bull CBBC Jul 2009 Q	0.2500	8,000 per 12,000 units	8,800 per 12,000 units	2009/07/30	500,000,000	2009/01/13
61503	UBS AG	HSCEI R Bear CBBC Jul 2009 R	0.2500	9,400 per 7,000 units	8,700 per 7,000 units	2009/07/30	500,000,000	2009/01/13
61500	UBS AG	HSI R Bull CBBC Oct 2009 O	0.2500	13,400 per 28,000 units	14,400 per 28,000 units	2009/10/29	500,000,000	2009/01/13
61501	UBS AG	HSI R Bull CBBC Oct 2009 P	0.2500	13,600 per 18,000 units	14,600 per 18,000 units	2009/10/29	500,000,000	2009/01/13
61502	UBS AG	HSI R Bull CBBC Oct 2009 Q	0.2500	13,700 per 23,000 units	14,700 per 23,000 units	2009/10/29	500,000,000	2009/01/13
61496	UBS AG	Ping An R Bull CBBC Jul 2009 F	0.2500	30.88 per 100 units	38.88 per 100 units	2009/07/20	200,000,000	2009/01/13

## Newly listed callable bull/bear contracts (continued)

Code	Issuer	Name of issue	Issue prices (HK\$)	Strike price (HKD) / Strike level per 10 units	Call price (HKD) / Call level per 10 units	Expiry date	No. of issue (units)	Listing date
61523	Deutsche Bank AG	HKEx R Bull CBBC Jul 2009 K	0.2500	68.18 per 100 units	75.18 per 100 units	2009/07/27	150,000,000	2009/01/14
61527	Deutsche Bank AG	HKEx R Bear CBBC Jul 2009 L	0.2800	112.18 per 100 units	105.18 per 100 units	2009/07/27	150,000,000	2009/01/14
61528	Deutsche Bank AG	HKEx R Bear CBBC Jul 2009 M	0.3300	117.18 per 100 units	110.18 per 100 units	2009/07/27	150,000,000	2009/01/14
61524	Deutsche Bank AG	HSI R Bull CBBC Oct 2009 G	0.3000	13,100 per 10,000 units	13,900 per 10,000 units	2009/10/29	300,000,000	2009/01/14
61525	Deutsche Bank AG	HSI R Bull CBBC Oct 2009 H	0.2500	13,700 per 10,000 units	14,500 per 10,000 units	2009/10/29	300,000,000	2009/01/14
61531	Deutsche Bank AG	HSI R Bear CBBC Oct 2009 I	0.2500	16,000 per 20,000 units	15,200 per 20,000 units	2009/10/29	300,000,000	2009/01/14
61532	Deutsche Bank AG	HSI R Bear CBBC Oct 2009 J	0.2800	16,400 per 20,000 units	15,600 per 20,000 units	2009/10/29	300,000,000	2009/01/14
61526	KBC Fin Products Int'l Ltd.	BOCL R Bull CBBC Aug 2009 A	0.8000	1.38 per unit	1.68 per unit	2009/08/03	108,000,000	2009/01/14
61529	KBC Fin Products Int'l Ltd.	BOCL R Bear CBBC Jul 2009 B	0.7400	2.60 per unit	2.30 per unit	2009/07/15	108,000,000	2009/01/14
61530	KBC Fin Products Int'l Ltd.	ICBC R Bull CBBC Jul 2009 D	0.2500	2.1800	2.6800	2009/07/10	400,000,000	2009/01/14
61534	KBC Fin Products Int'l Ltd.	ICBC R Bear CBBC Jul 2009 E	0.2700	5.0000	4.0000	2009/07/15	358,000,000	2009/01/14
61507	SGA Societe Generale Acceptance N.V.	CLife R Bear CBBC Nov09A	0.2500	40 per 100 units	35 per 100 units	2009/11/30	500,000,000	2009/01/14
61509	SGA Societe Generale Acceptance N.V.	CNOOC R Bear CBBC Jul09P	0.2500	10.3000	9.3000	2009/07/24	200,000,000	2009/01/14
61510	SGA Societe Generale Acceptance N.V.	CNOOC R Bear CBBC Jul09Q	0.3200	11.0000	10.0000	2009/07/24	200,000,000	2009/01/14
61508	SGA Societe Generale Acceptance N.V.	CShen R Bear CBBC Jun09E	0.5300	23.0000	21.0000	2009/06/30	100,000,000	2009/01/14
61511	SGA Societe Generale Acceptance N.V.	HKEx R Bear CBBC Sep09C	0.2500	102 per 100 units	95 per 100 units	2009/09/29	300,000,000	2009/01/14
61512	SGA Societe Generale Acceptance N.V.	HWL R Bull CBBC Aug09A	0.2500	28 per 100 units	34 per 100 units	2009/08/31	300,000,000	2009/01/14
61513	SGA Societe Generale Acceptance N.V.	HWL R Bear CBBC Oct 09A	0.2500	65 per 100 units	57 per 100 units	2009/10/27	300,000,000	2009/01/14
61514	SGA Societe Generale Acceptance N.V.	ICBC R Bear CBBC Jul09B	0.2500	6.4000	5.8000	2009/07/27	300,000,000	2009/01/14
61515	SGA Societe Generale Acceptance N.V.	PetCh R Bear CBBC Oct09B	0.2500	9.3000	8.6000	2009/10/05	300,000,000	2009/01/14
61516	SGA Societe Generale Acceptance N.V.	SHK P R Bear CBBC Jul09G	0.2500	94 per 100 units	84 per 100 units	2009/07/27	100,000,000	2009/01/14
61519	UBS AG	CM Bank R Bear CBBC Jul 2009 D	0.3200	18.8800	16.8800	2009/07/20	200,000,000	2009/01/14
61520	UBS AG	Sinopec Corp R Bull CBBC Aug 2009 G	0.2500	3.8800	4.8800	2009/08/17	200,000,000	2009/01/14
61521	UBS AG	HKEx R Bull CBBC Jul 2009 C	0.2500	70.88 per 100 units	78.88 per 100 units	2009/07/20	300,000,000	2009/01/14
61517	UBS AG	HSI R Bull CBBC Aug 2009 F	0.2500	13,900 per 28,000 units	14,900 per 28,000 units	2009/08/28	500,000,000	2009/01/14
61518	UBS AG	HSI R Bull CBBC Sep 2009 W	0.2500	15,000 per 12,000 units	15,800 per 12,000 units	2009/09/29	500,000,000	2009/01/14
61522	UBS AG	HSI R Bear CBBC Sep 2009 Z	0.2500	16,500 per 12,000 units	15,700 per 12,000 units	2009/09/29	500,000,000	2009/01/14
61548	BNP Paribas Arbit Issu B.V.	HSI R Bull CBBC Dec 2009 O	0.2500	11,700 per 16,000 units	12,500 per 16,000 units	2009/12/30	500,000,000	2009/01/15
61549	BNP Paribas Arbit Issu B.V.	HSI R Bull CBBC Jan 2010 A	0.2500	11,000 per 16,000 units	11,800 per 16,000 units	2010/01/28	500,000,000	2009/01/15
61550	BNP Paribas Arbit Issu B.V.	HSI R Bear CBBC Jul 2009 R	0.2500	15,100 per 16,000 units	14,300 per 16,000 units	2009/07/30	500,000,000	2009/01/15
61551	BNP Paribas Arbit Issu B.V.	HSI R Bear CBBC Jul 2009 S	0.2500	15,500 per 16,000 units	14,700 per 16,000 units	2009/07/30	500,000,000	2009/01/15
61555	Deutsche Bank AG	China Mobile R Bear CBBC Jul 2009 L	0.2500	89.68 per 100 units	83.68 per 100 units	2009/07/27	150,000,000	2009/01/15
61554	Deutsche Bank AG	China Life R Bear CBBC Aug 2009 X	0.3500	26.1800	25.1800	2009/08/31	150,000,000	2009/01/15
61556	Deutsche Bank AG	HKEx R Bear CBBC Jul 2009 N	0.2500	92.18 per 100 units	85.18 per 100 units	2009/07/20	150,000,000	2009/01/15
61552	Deutsche Bank AG	HSI R Bear CBBC Sep 2009 U	0.3000	15,800 per 15,000 units	15,000 per 15,000 units	2009/09/29	300,000,000	2009/01/15
61553	Deutsche Bank AG	HSI R Bear CBBC Oct 2009 K	0.2500	15,400 per 20,000 units	14,600 per 20,000 units	2009/10/29	300,000,000	2009/01/15
61536	KBC Fin Products Int'l Ltd.	HSI R Bull CBBC Sep 2009 M	0.2500	13,500 per 10,000 units	14,300 per 10,000 units	2009/09/29	108,000,000	2009/01/15
61538	KBC Fin Products Int'l Ltd.	HSI R Bear CBBC May 2009 Q	0.2500	15,400 per 15,000 units	14,600 per 15,000 units	2009/05/27	168,000,000	2009/01/15
61535	SGA Societe Generale Acceptance N.V.	CMob R Bear CBBC Sep09B	0.3300	110 per 100 units	103 per 100 units	2009/09/29	300,000,000	2009/01/15
61533	SGA Societe Generale Acceptance N.V.	HKEx R Bull CBBC Sep09D	0.2500	71 per 100 units	78 per 100 units	2009/09/29	300,000,000	2009/01/15
61537	SGA Societe Generale Acceptance N.V.	HKEx R Bear CBBC Sep09E	0.2500	107 per 100 units	100 per 100 units	2009/09/29	300,000,000	2009/01/15
61543	UBS AG	China Mobile R Bear CBBC Jul 2009 J	0.2500	88.88 per 100 units	82.88 per 100 units	2009/07/27	300,000,000	2009/01/15
61540	UBS AG	CC Bank R Bear CBBC Jul 2009 B	0.2500	5.1800	4.3800	2009/07/27	200,000,000	2009/01/15



## Newly listed callable bull/bear contracts (continued)

Code	Issuer	Name of issue	Issue prices (HK\$)	Strike price (HKD) / Strike level per 10 units	Call price (HKD) / Call level per 10 units	Expiry date	No. of issue (units)	Listing date
61541	UBS AG	China Life R Bear CBBC Aug 2009 B	0.3650	27.3800	25.8800	2009/08/24	300,000,000	2009/01/15
61542	UBS AG	CM Bank R Bear CBBC Aug 2009 A	0.4500	17.8800	15.8800	2009/08/24	200,000,000	2009/01/15
61544	UBS AG	CNOOC R Bear CBBC Jul 2009 L	0.2500	9.3800	8.3800	2009/07/27	200,000,000	2009/01/15
61539	UBS AG	HSCEI R Bull CBBC Jul 2009 S	0.2500	7,000 per 12,000 units	7,800 per 12,000 units	2009/07/30	500,000,000	2009/01/15
61547	UBS AG	HSCEI R Bear CBBC Jul 2009 T	0.2500	8,400 per 7,000 units	7,700 per 7,000 units	2009/07/30	500,000,000	2009/01/15
61545	UBS AG	ICBC R Bear CBBC Aug 2009 A	0.2500	5.1800	4.3800	2009/08/24	200,000,000	2009/01/15
61546	UBS AG	Petrochina R Bear CBBC Jul 2009 J	0.2500	8.8800	7.8800	2009/07/27	300,000,000	2009/01/15
61570	Deutsche Bank AG	CC Bank R Bear CBBC Jul 2009 G	0.2500	5.6800	4.6800	2009/07/20	150,000,000	2009/01/16
61571	Deutsche Bank AG	CNOOC R Bear CBBC Jul 2009 J	0.2800	9.1800	8.1800	2009/07/20	150,000,000	2009/01/16
61572	Deutsche Bank AG	HSI R Bear CBBC Oct 2009 L	0.2500	15,600 per 15,000 units	14,800 per 15,000 units	2009/10/29	300,000,000	2009/01/16
61557	HK Bank	HSI R Bear CBBC Apr 2009 F	0.2500	16,000 per 22,000 units	15,200 per 22,000 units	2009/04/29	1,000,000,000	2009/01/16
61558	HK Bank	HSI R Bear CBBC Jun 2009 D	0.2500	16,300 per 38,000 units	15,300 per 38,000 units	2009/06/29	1,000,000,000	2009/01/16
61567	KBC Fin Products Int'l Ltd.	Ch Mobile R Bear CBBC Jul 09 B	0.2500	87.48 per 100 units	81.48 per 100 units	2009/07/10	308,000,000	2009/01/16
61566	KBC Fin Products Int'l Ltd.	Ch Life R Bear CBBC Jul 2009 C	0.5000	27.2800	25.7800	2009/07/07	168,000,000	2009/01/16
61568	KBC Fin Products Int'l Ltd.	CNOOC R Bear CBBC Jun 2009 A	0.2500	9.3800	8.2800	2009/06/15	208,000,000	2009/01/16
61559	SGA Societe Generale Acceptance N.V.	HSI R Bear CBBC Jul09U	0.2500	15,600 per 8,000 units	14,800 per 8,000 units	2009/07/30	300,000,000	2009/01/16
61560	SGA Societe Generale Acceptance N.V.	HSI R Bear CBBC Jul09V	0.2500	16,000 per 8,000 units	15,200 per 8,000 units	2009/07/30	300,000,000	2009/01/16
61561	SGA Societe Generale Acceptance N.V.	HSI R Bear CBBC Jul09W	0.3200	16,400 per 8,000 units	15,600 per 8,000 units	2009/07/30	300,000,000	2009/01/16
61564	SGA Societe Generale Acceptance N.V.	HSI R Bear CBBC Aug09D	0.2500	16,600 per 12,000 units	15,800 per 12,000 units	2009/08/28	300,000,000	2009/01/16
61562	SGA Societe Generale Acceptance N.V.	HSI R Bear CBBC Aug09Y	0.2500	15,800 per 12,000 units	15,000 per 12,000 units	2009/08/28	300,000,000	2009/01/16
61563	SGA Societe Generale Acceptance N.V.	HSI R Bear CBBC Aug09Z	0.2500	16,200 per 12,000 units	15,400 per 12,000 units	2009/08/28	300,000,000	2009/01/16
61565	UBS AG	HSI R Bull CBBC Oct 2009 R	0.2500	13,500 per 12,000 units	14,300 per 12,000 units	2009/10/29	500,000,000	2009/01/16
61569	UBS AG	HSI R Bear CBBC Oct 2009 S	0.2500	15,000 per 12,000 units	14,200 per 12,000 units	2009/10/29	500,000,000	2009/01/16
61599	ABN AMRO Bank N.V.	HSI R Bear CBBC Jun 2009 F	0.2500	16,100 per 20,000 units	15,300 per 20,000 units	2009/06/29	250,000,000	2009/01/19
61602	Deutsche Bank AG	CC Bank R Bear CBBC Jul 2009 H	0.2600	5.6800	4.6800	2009/07/20	150,000,000	2009/01/19
61603	Deutsche Bank AG	China Life R Bear CBBC Aug 2009 Y	0.3300	25.1800	24.1800	2009/08/31	150,000,000	2009/01/19
61604	Deutsche Bank AG	CNOOC R Bear CBBC Jul 2009 K	0.2600	9.1800	8.1800	2009/07/20	150,000,000	2009/01/19
61600	Deutsche Bank AG	HSI R Bear CBBC Oct 2009 M	0.2500	14,800 per 15,000 units	14,000 per 15,000 units	2009/10/29	300,000,000	2009/01/19
61601	Deutsche Bank AG	HSI R Bear CBBC Oct 2009 N	0.2800	15,200 per 15,000 units	14,400 per 15,000 units	2009/10/29	300,000,000	2009/01/19
61605	Deutsche Bank AG	ICBC R Bear CBBC Jul 2009 C	0.2600	5.6800	4.6800	2009/07/20	150,000,000	2009/01/19
61573	HK Bank	A50 R Bear CBBC Jun 2009 D	0.2500	10.4800	9.6800	2009/06/18	300,000,000	2009/01/19
61587	KBC Fin Products Int'l Ltd.	HKEx R Bear CBBC Aug 2009 B	0.2500	88 per 100 units	80 per 100 units	2009/08/03	288,000,000	2009/01/19
61584	KBC Fin Products Int'l Ltd.	HSI R Bull CBBC Jun 2009 T	0.2500	13,200 per 8,000 units	14,000 per 8,000 units	2009/06/29	98,000,000	2009/01/19
61585	KBC Fin Products Int'l Ltd.	HSI R Bear CBBC Aug 2009 L	0.2500	14,800 per 8,000 units	14,000 per 8,000 units	2009/08/28	108,000,000	2009/01/19
61586	KBC Fin Products Int'l Ltd.	HSI R Bear CBBC Aug 2009 M	0.2500	15,100 per 12,000 units	14,300 per 12,000 units	2009/08/28	138,000,000	2009/01/19
61574	SGA Societe Generale Acceptance N.V.	CMob R Bear CBBC Sep 2009 C	0.2500	90 per 100 units	83 per 100 units	2009/09/29	300,000,000	2009/01/19
61575	SGA Societe Generale Acceptance N.V.	PetCh R Bear CBBC Oct 2009 C	0.2500	8.7000	8.0000	2009/10/05	300,000,000	2009/01/19
61590	UBS AG	BankComm R Bear CBBC Aug 2009 H	0.2500	7.3800	6.3800	2009/08/17	200,000,000	2009/01/19
61591	UBS AG	China Life R Bear CBBC Aug 2009 C	0.3550	26.3800	24.8800	2009/08/24	300,000,000	2009/01/19
61592	UBS AG	CM Bank R Bear CBBC Aug 2009 B	0.3900	16.8800	14.8800	2009/08/24	200,000,000	2009/01/19
61594	UBS AG	CNOOC R Bear CBBC Jul 2009 M	0.2500	8.8800	7.8800	2009/07/27	200,000,000	2009/01/19
61593	UBS AG	Sinopec Corp R Bear CBBC Aug 2009 H	0.2500	6.3800	5.3800	2009/08/17	200,000,000	2009/01/19
61596	UBS AG	HKEx R Bear CBBC Jul 2009 D	0.2500	91.88 per 100 units	83.88 per 100 units	2009/07/20	300,000,000	2009/01/19

## Newly listed callable bull/bear contracts (continued)

Code	Issuer	Name of issue	Issue prices (HK\$)	Strike price (HKD) / Strike level per 10 units	Call price (HKD) / Call level per 10 units	Expiry date	No. of issue (units)	Listing date
61576	UBS AG	HSCEI R Bull CBBC Aug 2009 A	0.2500	6,800 per 7,000 units	7,500 per 7,000 units	2009/08/28	500,000,000	2009/01/19
61588	UBS AG	HSCEI R Bull CBBC Aug 2009 C	0.2500	6,500 per 12,000 units	7,300 per 12,000 units	2009/08/28	500,000,000	2009/01/19
61583	UBS AG	HSCEI R Bear CBBC Aug 2009 B	0.2500	8,300 per 12,000 units	7,500 per 12,000 units	2009/08/28	500,000,000	2009/01/19
61597	UBS AG	HSCEI R Bear CBBC Aug 2009 D	0.2500	7,900 per 7,000 units	7,200 per 7,000 units	2009/08/28	500,000,000	2009/01/19
61589	UBS AG	HSI R Bull CBBC Sep 2009 R	0.2500	13,200 per 8,000 units	14,000 per 8,000 units	2009/09/29	500,000,000	2009/01/19
61598	UBS AG	HSI R Bear CBBC Sep 2009 X	0.2500	14,700 per 8,000 units	13,900 per 8,000 units	2009/09/29	500,000,000	2009/01/19
61577	UBS AG	HSI R Bear CBBC Oct 2009 T	0.2500	16,000 per 18,000 units	15,000 per 18,000 units	2009/10/29	500,000,000	2009/01/19
61578	UBS AG	HSI R Bear CBBC Oct 2009 U	0.2500	16,100 per 28,000 units	15,100 per 28,000 units	2009/10/29	500,000,000	2009/01/19
61579	UBS AG	HSI R Bear CBBC Oct 2009 V	0.2500	16,300 per 23,000 units	15,300 per 23,000 units	2009/10/29	500,000,000	2009/01/19
61580	UBS AG	HSI R Bear CBBC Oct 2009 W	0.2500	16,300 per 38,000 units	15,300 per 38,000 units	2009/10/29	500,000,000	2009/01/19
61581	UBS AG	HSI R Bear CBBC Oct 2009 X	0.2500	16,500 per 18,000 units	15,500 per 18,000 units	2009/10/29	500,000,000	2009/01/19
61582	UBS AG	HSI R Bear CBBC Oct 2009 Y	0.2500	16,600 per 28,000 units	15,600 per 28,000 units	2009/10/29	500,000,000	2009/01/19
61595	UBS AG	Petrochina R Bear CBBC Jul 2009 K	0.2500	8.3800	7.3800	2009/07/27	300,000,000	2009/01/19
61350 <sup>†</sup>	UBS AG	HSBC R Bear CBBC Jul 2009 K	0.1820	86.88 per 100 units	78.88 per 100 units	2009/07/20	300,000,000	2009/01/19
61622	ABN AMRO Bank N.V.	HSI R Bear CBBC May 2009 D	0.2500	15,600 per 17,000 units	14,800 per 17,000 units	2009/05/27	250,000,000	2009/01/20
61624	Deutsche Bank AG	China Mobile R Bear CBBC Jul 2009 M	0.2500	85.68 per 100 units	79.68 per 100 units	2009/07/20	150,000,000	2009/01/20
61625	Deutsche Bank AG	HKEX R Bear CBBC Jul 2009 O	0.2600	87.18 per 100 units	80.18 per 100 units	2009/07/20	150,000,000	2009/01/20
61627	Deutsche Bank AG	HSI R Bear CBBC Oct 2009 O	0.2500	14,600 per 15,000 units	13,800 per 15,000 units	2009/10/29	300,000,000	2009/01/20
61628	Deutsche Bank AG	HSI R Bear CBBC Oct 2009 P	0.2750	15,000 per 20,000 units	14,200 per 20,000 units	2009/10/29	300,000,000	2009/01/20
61626	Deutsche Bank AG	Petrochina R Bear CBBC Jul 2009 C	0.2600	8.6800	7.6800	2009/07/20	150,000,000	2009/01/20
61623	KBC Fin Products Int'l Ltd.	HSCEI R Bear CBBC Aug 2009 A	0.2500	9,200 per 15,000 units	8,400 per 15,000 units	2009/08/28	268,000,000	2009/01/20
61608	SGA Societe Generale Acceptance N.V.	HKEX R Bear CBBC Sep09F	0.2500	91 per 100 units	84 per 100 units	2009/09/29	300,000,000	2009/01/20
61606	SGA Societe Generale Acceptance N.V.	HSI R Bear CBBC Jul09X	0.2500	15,200 per 8,000 units	14,400 per 8,000 units	2009/07/30	300,000,000	2009/01/20
61607	SGA Societe Generale Acceptance N.V.	HSI R Bear CBBC Aug09F	0.2500	15,400 per 12,000 units	14,600 per 12,000 units	2009/08/28	300,000,000	2009/01/20
61613	UBS AG	CC Bank R Bull CBBC Aug 2009 A	0.2500	2.0800	2.8800	2009/08/17	200,000,000	2009/01/20
61611	UBS AG	CCCCL R Bear CBBC Aug 2009 C	0.2500	10.8800	9.8800	2009/08/24	200,000,000	2009/01/20
61612	UBS AG	CCCCL R Bear CBBC Aug 2009 D	0.3300	11.8800	10.8800	2009/08/24	200,000,000	2009/01/20
61614	UBS AG	CM Bank R Bull CBBC Aug 2009 C	0.3850	8.8800	10.8800	2009/08/24	200,000,000	2009/01/20
61616	UBS AG	CNOOC R Bull CBBC Aug 2009 A	0.2650	4.3800	5.3800	2009/08/17	200,000,000	2009/01/20
61615	UBS AG	Sinopec Corp R Bull CBBC Aug 2009 I	0.2650	1.8800	2.8800	2009/08/17	200,000,000	2009/01/20
61609	UBS AG	HSI R Bull CBBC Oct 2009 Z	0.2500	13,000 per 12,000 units	13,800 per 12,000 units	2009/10/29	500,000,000	2009/01/20
61618	UBS AG	HSI R Bear CBBC Oct 2009 B	0.2500	14,500 per 12,000 units	13,700 per 12,000 units	2009/10/29	500,000,000	2009/01/20
61619	UBS AG	HSI R Bear CBBC Oct 2009 C	0.2500	15,200 per 8,000 units	14,400 per 8,000 units	2009/10/29	500,000,000	2009/01/20
61620	UBS AG	HSI R Bear CBBC Oct 2009 D	0.2500	15,600 per 28,000 units	14,600 per 28,000 units	2009/10/29	500,000,000	2009/01/20
61621	UBS AG	HSI R Bear CBBC Oct 2009 G	0.2500	15,800 per 23,000 units	14,800 per 23,000 units	2009/10/29	500,000,000	2009/01/20
61617	UBS AG	ICBC R Bull CBBC Aug 2009 B	0.2500	1.5800	2.3800	2009/08/24	200,000,000	2009/01/20
60663 <sup>‡</sup>	SGA Societe Generale Acceptance N.V.	BOCL R Bull CBBC Jul09A	0.0620	1.4000	1.7000	2009/07/27	200,000,000	2009/01/20
60674 <sup>‡</sup>	SGA Societe Generale Acceptance N.V.	HSI R Bull CBBC Aug09A	0.0890	11,700 per 15,000 units	12,500 per 15,000 units	2009/08/28	200,000,000	2009/01/20
61649	Deutsche Bank AG	HSBC R Bear CBBC Jul 2009 C	0.2500	88.88 per 100 units	80.88 per 100 units	2009/07/27	150,000,000	2009/01/21
61650	Deutsche Bank AG	HSBC R Bear CBBC Jul 2009 D	0.3400	98.88 per 100 units	90.88 per 100 units	2009/07/27	150,000,000	2009/01/21
61647	KBC Fin Products Int'l Ltd.	HSBC R Bear CBBC Sep 2009 C	0.2500	81 per 100 units	75 per 100 units	2009/09/01	138,000,000	2009/01/21
61648	KBC Fin Products Int'l Ltd.	HSI R Bear CBBC Sep 2009 N	0.2500	14,600 per 20,000 units	13,800 per 20,000 units	2009/09/29	208,000,000	2009/01/21
61629	Macquarie Bank Ltd.	HSI R Bull CBBC Jul 2009 A	0.2520	11,200 per 12,000 units	12,000 per 12,000 units	2009/07/30	150,000,000	2009/01/21

## Newly listed callable bull/bear contracts (continued)

Code	Issuer	Name of issue	Issue prices (HK\$)	Strike price (HKD) / Strike level per 10 units	Call price (HKD) / Call level per 10 units	Expiry date	No. of issue (units)	Listing date
61633	Macquarie Bank Ltd.	HSI R Bear CBBC Jul 2009 B	0.2500	15,600 per 11,700 units	14,800 per 11,700 units	2009/07/30	150,000,000	2009/01/21
61632	SGA Societe Generale Acceptance N.V.	CLife R Bear CBBC Nov09B	0.4500	25.5000	24.5000	2009/11/30	100,000,000	2009/01/21
61636	SGA Societe Generale Acceptance N.V.	CNOOC R Bear CBBC Jul09R	0.2500	9.0000	8.0000	2009/07/24	200,000,000	2009/01/21
61630	SGA Societe Generale Acceptance N.V.	HSI R Bull CBBC Aug09P	0.3450	10,300 per 12,000 units	11,100 per 12,000 units	2009/08/28	300,000,000	2009/01/21
61634	SGA Societe Generale Acceptance N.V.	HSI R Bear CBBC Aug09O	0.2500	15,000 per 12,000 units	14,200 per 12,000 units	2009/08/28	300,000,000	2009/01/21
61631	SGA Societe Generale Acceptance N.V.	ICBC R Bull CBBC Jul09C	0.2500	1.7000	2.2000	2009/07/27	300,000,000	2009/01/21
61635	SGA Societe Generale Acceptance N.V.	ICBC R Bear CBBC Jul09D	0.2500	4.8000	4.3000	2009/07/27	300,000,000	2009/01/21
61637	UBS AG	BankComm R Bear CBBC Aug 2009 I	0.2500	6.8800	5.8800	2009/08/17	200,000,000	2009/01/21
61639	UBS AG	China Mobile R Bear CBBC Jul 2009 K	0.2500	84.88 per 100 units	78.88 per 100 units	2009/07/27	300,000,000	2009/01/21
61638	UBS AG	CM Bank R Bear CBBC Aug 2009 D	0.3250	15.8800	13.8800	2009/08/24	200,000,000	2009/01/21
61640	UBS AG	Sinopec Corp R Bear CBBC Aug 2009 J	0.2500	5.8800	4.8800	2009/08/17	200,000,000	2009/01/21
61643	UBS AG	HSBC R Bear CBBC Jul 2009 L	0.2500	79.38 per 100 units	71.38 per 100 units	2009/07/27	300,000,000	2009/01/21
61644	UBS AG	HSBC R Bear CBBC Jul 2009 M	0.2500	81.88 per 100 units	73.88 per 100 units	2009/07/27	300,000,000	2009/01/21
61645	UBS AG	HSBC R Bear CBBC Jul 2009 N	0.2500	84.38 per 100 units	76.38 per 100 units	2009/07/27	300,000,000	2009/01/21
61641	UBS AG	ICBC R Bear CBBC Aug 2009 C	0.2500	4.6800	3.8800	2009/08/24	200,000,000	2009/01/21
61642	UBS AG	Ping An R Bear CBBC Jul 2009 G	0.2500	51.88 per 100 units	43.88 per 100 units	2009/07/27	200,000,000	2009/01/21
61712	ABN AMRO Bank N.V.	HSI R Bear CBBC May 2009 E	0.2500	15,300 per 15,000 units	14,500 per 15,000 units	2009/05/27	250,000,000	2009/01/22
61704	Deutsche Bank AG	China Mobile R Bull CBBC Jul 2009 N	0.2500	47.68 per 100 units	53.68 per 100 units	2009/07/27	150,000,000	2009/01/22
61705	Deutsche Bank AG	China Mobile R Bull CBBC Jul 2009 O	0.2500	51.68 per 100 units	57.68 per 100 units	2009/07/27	150,000,000	2009/01/22
61706	Deutsche Bank AG	China Mobile R Bear CBBC Jul 2009 P	0.2500	81.68 per 100 units	75.68 per 100 units	2009/07/27	150,000,000	2009/01/22
61703	Deutsche Bank AG	China Life R Bear CBBC Jul 2009 A	0.3500	24.1800	23.1800	2009/07/27	150,000,000	2009/01/22
61707	Deutsche Bank AG	Sinopec Corp R Bull CBBC Jul 2009 C	0.2500	1.6800	2.6800	2009/07/27	150,000,000	2009/01/22
61708	Deutsche Bank AG	Sinopec Corp R Bear CBBC Jul 2009 D	0.2500	6.1800	5.1800	2009/07/27	150,000,000	2009/01/22
61710	Deutsche Bank AG	A50 China R Bear CBBC Jul 2009 D	0.2500	9.9800	9.1800	2009/07/27	150,000,000	2009/01/22
61709	Deutsche Bank AG	HKEx R Bear CBBC Jul 2009 P	0.2500	82.18 per 100 units	75.18 per 100 units	2009/07/27	150,000,000	2009/01/22
61673	Deutsche Bank AG	HSI R Bull CBBC Oct 2009 R	0.2500	12,200 per 15,000 units	13,000 per 15,000 units	2009/10/29	300,000,000	2009/01/22
61701	Deutsche Bank AG	HSI R Bear CBBC Sep 2009 V	0.2500	14,200 per 15,000 units	13,400 per 15,000 units	2009/09/29	300,000,000	2009/01/22
61702	Deutsche Bank AG	HSI R Bear CBBC Oct 2009 Q	0.2500	14,000 per 20,000 units	13,200 per 20,000 units	2009/10/29	300,000,000	2009/01/22
61711	Deutsche Bank AG	Petrochina R Bear CBBC Jul 2009 D	0.2500	8.1800	7.1800	2009/07/27	150,000,000	2009/01/22
61646	HK Bank	HSI R Bear CBBC May 2009 A	0.2500	14,600 per 20,000 units	13,800 per 20,000 units	2009/05/27	1,000,000,000	2009/01/22
61651	HK Bank	HSI R Bear CBBC Aug 2009 G	0.2500	15,300 per 38,000 units	14,300 per 38,000 units	2009/08/28	1,000,000,000	2009/01/22
61715	KBC Fin Products Int'l Ltd.	A50 China R Bull CBBC Jun 09 B	0.2500	7.3800	8.1800	2009/06/01	208,000,000	2009/01/22
61714	KBC Fin Products Int'l Ltd.	HSCEI R Bull CBBC Aug 2009 B	0.2500	6,000 per 15,000 units	6,800 per 15,000 units	2009/08/28	268,000,000	2009/01/22
61713	KBC Fin Products Int'l Ltd.	HSI R Bull CBBC Aug 2009 N	0.2500	12,200 per 12,000 units	13,000 per 12,000 units	2009/08/28	128,000,000	2009/01/22
61717	KBC Fin Products Int'l Ltd.	HSI R Bear CBBC Aug 2009 O	0.2500	14,300 per 15,000 units	13,500 per 15,000 units	2009/08/28	168,000,000	2009/01/22
61716	KBC Fin Products Int'l Ltd.	SHK Ppt R Bear CBBC Aug 2009 A	0.2700	86 per 100 units	76 per 100 units	2009/08/18	128,000,000	2009/01/22
61654	CC Rabobank B.A.	CC Bank R Bull CBBC Aug 2009 C	0.2500	3.0000	3.4000	2009/08/28	128,000,000	2009/01/22
61655	CC Rabobank B.A.	HKEx R Bear CBBC Jul 2009 A	0.2500	88 per 100 units	80 per 100 units	2009/07/30	88,000,000	2009/01/22
61652	CC Rabobank B.A.	HSI R Bear CBBC Jul 2009 G	0.2500	15,600 per 15,000 units	14,600 per 15,000 units	2009/07/30	108,000,000	2009/01/22
61653	CC Rabobank B.A.	HSI R Bear CBBC Jul 2009 H	0.2500	16,400 per 15,000 units	15,400 per 15,000 units	2009/07/30	108,000,000	2009/01/22
61656	SGA Societe Generale Acceptance N.V.	CCCC R Bull CBBC Jul09H	0.2500	6.6000	7.4000	2009/07/27	200,000,000	2009/01/22
61674	SGA Societe Generale Acceptance N.V.	HS Bk R Bull CBBC Jul09A	0.2500	70 per 100 units	80 per 100 units	2009/07/27	200,000,000	2009/01/22
61675	SGA Societe Generale Acceptance N.V.	HSBC R Bear CBBC Aug09B	0.2500	82 per 100 units	75 per 100 units	2009/08/24	200,000,000	2009/01/22

## Newly listed callable bull/bear contracts (continued)

Code	Issuer	Name of issue	Issue prices (HK\$)	Strike price (HKD) / Strike level per 10 units	Call price (HKD) / Call level per 10 units	Expiry date	No. of issue (units)	Listing date
61678	SGA Societe Generale Acceptance N.V.	HSI R Bull CBBC Aug09G	0.2500	11,500 per 15,000 units	12,300 per 15,000 units	2009/08/28	300,000,000	2009/01/22
61677	SGA Societe Generale Acceptance N.V.	HSI R Bull CBBC Aug09H	0.2500	11,200 per 15,000 units	12,000 per 15,000 units	2009/08/28	300,000,000	2009/01/22
61676	SGA Societe Generale Acceptance N.V.	HSI R Bull CBBC Aug09Q	0.2500	10,000 per 15,000 units	10,800 per 15,000 units	2009/08/28	300,000,000	2009/01/22
61679	SGA Societe Generale Acceptance N.V.	HSI R Bear CBBC Jul09Y	0.2500	14,400 per 8,000 units	13,600 per 8,000 units	2009/07/30	300,000,000	2009/01/22
61680	SGA Societe Generale Acceptance N.V.	HSI R Bear CBBC Jul09Z	0.2950	14,800 per 8,000 units	14,000 per 8,000 units	2009/07/30	300,000,000	2009/01/22
61681	SGA Societe Generale Acceptance N.V.	HSI R Bear CBBC Aug09R	0.2500	14,600 per 12,000 units	13,800 per 12,000 units	2009/08/28	300,000,000	2009/01/22
61687	UBS AG	BankComm R Bear CBBC Aug 2009 J	0.2500	6.3800	5.3800	2009/08/17	200,000,000	2009/01/22
61693	UBS AG	China Mobile R Bear CBBC Jul 2009 L	0.2500	80.88 per 100 units	74.88 per 100 units	2009/07/27	300,000,000	2009/01/22
61688	UBS AG	CCCC R Bull CBBC Aug 2009 E	0.2700	4.8800	5.8800	2009/08/24	200,000,000	2009/01/22
61692	UBS AG	CCCC R Bear CBBC Aug 2009 F	0.2500	9.8800	8.8800	2009/08/24	200,000,000	2009/01/22
61689	UBS AG	China Life R Bear CBBC Aug 2009 D	0.3050	24.3800	22.8800	2009/08/24	300,000,000	2009/01/22
61690	UBS AG	China Life R Bear CBBC Aug 2009 E	0.4050	25.3800	23.8800	2009/08/24	300,000,000	2009/01/22
61691	UBS AG	CM Bank R Bear CBBC Aug 2009 E	0.3250	14.8800	12.8800	2009/08/24	200,000,000	2009/01/22
61694	UBS AG	CNOOC R Bear CBBC Aug 2009 B	0.2500	8.3800	7.3800	2009/08/17	200,000,000	2009/01/22
61696	UBS AG	HKE X R Bear CBBC Jul 2009 E	0.2500	81.88 per 100 units	73.88 per 100 units	2009/07/20	300,000,000	2009/01/22
61697	UBS AG	HKE X R Bear CBBC Jul 2009 F	0.2500	86.88 per 100 units	78.88 per 100 units	2009/07/20	300,000,000	2009/01/22
61695	UBS AG	HS Bank R Bear CBBC Jul 2009 B	0.2500	108.88 per 100 units	98.88 per 100 units	2009/07/27	200,000,000	2009/01/22
61698	UBS AG	HSBC R Bull CBBC Jul 2009 O	0.3050	35.88 per 100 units	43.88 per 100 units	2009/07/27	300,000,000	2009/01/22
61699	UBS AG	HSBC R Bear CBBC Jul 2009 P	0.2500	76.88 per 100 units	68.88 per 100 units	2009/07/27	300,000,000	2009/01/22
61657	UBS AG	HSCEI R Bull CBBC Aug 2009 E	0.2500	6,300 per 7,000 units	7,000 per 7,000 units	2009/08/28	500,000,000	2009/01/22
61682	UBS AG	HSCEI R Bear CBBC Aug 2009 F	0.2500	7,800 per 12,000 units	7,000 per 12,000 units	2009/08/28	500,000,000	2009/01/22
61672	UBS AG	HSI R Bull CBBC Sep 2009 M	0.2500	12,200 per 8,000 units	13,000 per 8,000 units	2009/09/29	500,000,000	2009/01/22
61664	UBS AG	HSI R Bull CBBC Oct 2009 E	0.2500	11,400 per 18,000 units	12,400 per 18,000 units	2009/10/29	500,000,000	2009/01/22
61665	UBS AG	HSI R Bull CBBC Oct 2009 F	0.2500	12,500 per 12,000 units	13,300 per 12,000 units	2009/10/29	500,000,000	2009/01/22
61666	UBS AG	HSI R Bull CBBC Oct 2009 H	0.2500	12,700 per 8,000 units	13,500 per 8,000 units	2009/10/29	500,000,000	2009/01/22
61658	UBS AG	HSI R Bull CBBC Nov 2009 A	0.2500	9,300 per 38,000 units	10,300 per 38,000 units	2009/11/27	500,000,000	2009/01/22
61659	UBS AG	HSI R Bull CBBC Nov 2009 B	0.2500	9,400 per 18,000 units	10,400 per 18,000 units	2009/11/27	500,000,000	2009/01/22
61660	UBS AG	HSI R Bull CBBC Nov 2009 C	0.2500	9,900 per 18,000 units	10,900 per 18,000 units	2009/11/27	500,000,000	2009/01/22
61661	UBS AG	HSI R Bull CBBC Nov 2009 D	0.2500	10,300 per 38,000 units	11,300 per 38,000 units	2009/11/27	500,000,000	2009/01/22
61662	UBS AG	HSI R Bull CBBC Nov 2009 E	0.2500	10,400 per 18,000 units	11,400 per 18,000 units	2009/11/27	500,000,000	2009/01/22
61663	UBS AG	HSI R Bull CBBC Nov 2009 F	0.2500	10,900 per 18,000 units	11,900 per 18,000 units	2009/11/27	500,000,000	2009/01/22
61683	UBS AG	HSI R Bear CBBC Sep 2009 W	0.2500	13,800 per 8,000 units	13,000 per 8,000 units	2009/09/29	500,000,000	2009/01/22
61684	UBS AG	HSI R Bear CBBC Oct 2009 J	0.2500	14,000 per 12,000 units	13,200 per 12,000 units	2009/10/29	500,000,000	2009/01/22
61685	UBS AG	HSI R Bear CBBC Oct 2009 K	0.2500	14,200 per 8,000 units	13,400 per 8,000 units	2009/10/29	500,000,000	2009/01/22
61686	UBS AG	HSI R Bear CBBC Oct 2009 L	0.2500	14,500 per 18,000 units	13,500 per 18,000 units	2009/10/29	500,000,000	2009/01/22
61667	UBS AG	HSI R Bear CBBC Nov 2009 G	0.2500	15,000 per 18,000 units	14,000 per 18,000 units	2009/11/27	500,000,000	2009/01/22
61668	UBS AG	HSI R Bear CBBC Nov 2009 H	0.2500	15,500 per 18,000 units	14,500 per 18,000 units	2009/11/27	500,000,000	2009/01/22
61669	UBS AG	HSI R Bear CBBC Nov 2009 I	0.2500	15,800 per 38,000 units	14,800 per 38,000 units	2009/11/27	500,000,000	2009/01/22
61670	UBS AG	HSI R Bear CBBC Nov 2009 J	0.2500	16,800 per 38,000 units	15,800 per 38,000 units	2009/11/27	500,000,000	2009/01/22
61671	UBS AG	HSI R Bear CBBC Nov 2009 K	0.2500	17,800 per 38,000 units	16,800 per 38,000 units	2009/11/27	500,000,000	2009/01/22
61700	UBS AG	Petrochina R Bear CBBC Jul 2009 L	0.2500	7.8800	6.8800	2009/07/27	300,000,000	2009/01/22
60673 <sup>+</sup>	SGA Societe Generale Acceptance N.V.	HSI R Bull CBBC Jun09G	0.1540	11,100 per 15,000 units	11,900 per 15,000 units	2009/06/29	200,000,000	2009/01/22
61741	ABN AMRO Bank N.V.	CC Bank R Bull CBBC Jul 2009 A	0.2500	2.0000	2.8000	2009/07/10	80,000,000	2009/01/23

## Newly listed callable bull/bear contracts (continued)

Code	Issuer	Name of issue	Issue prices (HK\$)	Strike price (HKD) / Strike level per 10 units	Call price (HKD) / Call level per 10 units	Expiry date	No. of issue (units)	Listing date
61742	ABN AMRO Bank N.V.	HSBC R Bull CBBC Jul 2009 A	0.2500	52 per 100 units	57 per 100 units	2009/07/10	80,000,000	2009/01/23
61726	BNP Paribas Arbit Issu B.V.	HSBC R Bull CBBC Dec 2009 A	0.2500	48 per 100 units	57 per 100 units	2009/12/30	200,000,000	2009/01/23
61730	BNP Paribas Arbit Issu B.V.	HSBC R Bear CBBC Dec 2009 B	0.2600	88.88 per 100 units	76.88 per 100 units	2009/12/30	200,000,000	2009/01/23
61720	BNP Paribas Arbit Issu B.V.	HSI R Bull CBBC Oct 2009 F	0.2500	12,100 per 16,000 units	12,900 per 16,000 units	2009/10/29	500,000,000	2009/01/23
61721	BNP Paribas Arbit Issu B.V.	HSI R Bull CBBC Oct 2009 G	0.2500	12,200 per 16,000 units	13,200 per 16,000 units	2009/10/29	500,000,000	2009/01/23
61723	BNP Paribas Arbit Issu B.V.	HSI R Bear CBBC Sep 2009 P	0.2500	14,700 per 15,000 units	13,700 per 15,000 units	2009/09/29	500,000,000	2009/01/23
61724	BNP Paribas Arbit Issu B.V.	HSI R Bear CBBC Sep 2009 Q	0.2500	15,000 per 14,000 units	14,000 per 14,000 units	2009/09/29	500,000,000	2009/01/23
61736	Deutsche Bank AG	HSI R Bear CBBC Sep 2009 Q	0.4000	16,300 per 10,000 units	15,500 per 10,000 units	2009/09/29	300,000,000	2009/01/23
61735	Deutsche Bank AG	HSI R Bear CBBC Sep 2009 X	0.2500	14,400 per 20,000 units	13,600 per 20,000 units	2009/09/29	300,000,000	2009/01/23
61737	Deutsche Bank AG	HSI R Bear CBBC Oct 2009 S	0.3500	15,700 per 10,000 units	14,900 per 10,000 units	2009/10/29	300,000,000	2009/01/23
61733	Goldman Sachs SP (Asia)	HSI R Bull CBBC Oct 2009 A	0.2500	10,500 per 22,000 units	11,300 per 22,000 units	2009/10/29	200,000,000	2009/01/23
61734	Goldman Sachs SP (Asia)	HSI R Bear CBBC Sep 2009 C	0.2500	15,000 per 22,000 units	14,200 per 22,000 units	2009/09/29	200,000,000	2009/01/23
61740	KBC Fin Products Int'l Ltd.	HSBC R Bear CBBC Aug 2009 B	0.2500	74.88 per 100 units	68.88 per 100 units	2009/08/28	138,000,000	2009/01/23
61738	KBC Fin Products Int'l Ltd.	HSI R Bull CBBC Aug 2009 P	0.2500	12,400 per 15,000 units	13,200 per 15,000 units	2009/08/28	168,000,000	2009/01/23
61739	KBC Fin Products Int'l Ltd.	HSI R Bull CBBC Aug 2009 Q	0.2500	10,100 per 20,000 units	10,900 per 20,000 units	2009/08/28	208,000,000	2009/01/23
61725	Macquarie Bank Ltd.	HSI R Bull CBBC Jul 2009 C	0.2500	12,000 per 10,000 units	12,800 per 10,000 units	2009/07/30	150,000,000	2009/01/23
61718	SGA Societe Generale Acceptance N.V.	HKEx R Bull CBBC Sep09G	0.2500	59 per 100 units	66 per 100 units	2009/09/29	300,000,000	2009/01/23
61722	SGA Societe Generale Acceptance N.V.	HKEx R Bear CBBC Sep09H	0.2500	85 per 100 units	78 per 100 units	2009/09/29	300,000,000	2009/01/23
61719	SGA Societe Generale Acceptance N.V.	PetCh R Bear CBBC Oct09D	0.2500	8.1000	7.4000	2009/10/05	300,000,000	2009/01/23
61727	UBS AG	HSI R Bear CBBC Aug 2009 F	0.2500	14,600 per 28,000 units	13,600 per 28,000 units	2009/08/28	500,000,000	2009/01/23
61728	UBS AG	HSI R Bear CBBC Aug 2009 G	0.2500	14,800 per 23,000 units	13,800 per 23,000 units	2009/08/28	500,000,000	2009/01/23
61729	UBS AG	HSI R Bear CBBC Oct 2009 O	0.2500	15,100 per 28,000 units	14,100 per 28,000 units	2009/10/29	500,000,000	2009/01/23
61731	UBS AG	HSI R Bear CBBC Oct 2009 P	0.2500	15,200 per 38,000 units	14,200 per 38,000 units	2009/10/29	500,000,000	2009/01/23
61732	UBS AG	HSI R Bear CBBC Oct 2009 Q	0.2500	15,300 per 23,000 units	14,300 per 23,000 units	2009/10/29	500,000,000	2009/01/23
61759	BNP Paribas Arbit Issu B.V.	BOCL R Bull CBBC Aug 2009 A	0.2500	1.5000	1.8000	2009/08/28	200,000,000	2009/01/29
61760	BNP Paribas Arbit Issu B.V.	CC Bank R Bull CBBC Aug 2009 C	0.2500	2.8000	3.6000	2009/08/28	200,000,000	2009/01/29
61762	BNP Paribas Arbit Issu B.V.	Ch Life R Bull CBBC Sep 2009 B	0.4800	18.0000	20.0000	2009/09/29	200,000,000	2009/01/29
61763	BNP Paribas Arbit Issu B.V.	ICBC R Bull CBBC Aug 2009 A	0.2500	2.0000	3.0000	2009/08/28	200,000,000	2009/01/29
61757	Deutsche Bank AG	HSBC R Bull CBBC Aug 2009 A	0.3300	37.88 per 100 units	45.88 per 100 units	2009/08/03	150,000,000	2009/01/29
61758	Deutsche Bank AG	HSBC R Bull CBBC Aug 2009 B	0.2500	47.88 per 100 units	55.88 per 100 units	2009/08/03	150,000,000	2009/01/29
61761	Deutsche Bank AG	HSBC R Bear CBBC Aug 2009 C	0.2700	78.88 per 100 units	70.88 per 100 units	2009/08/03	150,000,000	2009/01/29
61754	KBC Fin Products Int'l Ltd.	Ch Mobile R Bear CBBC Jul 09 C	0.2500	80.28 per 100 units	74.28 per 100 units	2009/07/10	268,000,000	2009/01/29
61756	KBC Fin Products Int'l Ltd.	CP&CC R Bull CBBC Jul 2009 B	0.2500	2.9800	3.9800	2009/07/20	208,000,000	2009/01/29
61755	KBC Fin Products Int'l Ltd.	HSBC R Bear CBBC Jul 2009 C	0.2500	70.88 per 100 units	64.88 per 100 units	2009/07/15	138,000,000	2009/01/29
61753	KBC Fin Products Int'l Ltd.	HSI R Bear CBBC Aug 2009 R	0.2500	14,100 per 18,000 units	13,300 per 18,000 units	2009/08/28	188,000,000	2009/01/29
61744	SGA Societe Generale Acceptance N.V.	CNOOC R Bear CBBC Jul09S	0.2500	8.2000	7.2000	2009/07/24	200,000,000	2009/01/29
61743	SGA Societe Generale Acceptance N.V.	HSBC R Bull CBBC Aug09C	0.2500	48 per 100 units	54 per 100 units	2009/08/24	200,000,000	2009/01/29
61747	SGA Societe Generale Acceptance N.V.	HSBC R Bear CBBC Aug09D	0.2500	78 per 100 units	71 per 100 units	2009/08/24	200,000,000	2009/01/29
61751	UBS AG	A50 China R Bull CBBC Aug 2009 B	0.2500	7.5800	8.3800	2009/08/24	300,000,000	2009/01/29
61748	UBS AG	HSBC R Bull CBBC Jul 2009 Q	0.2500	43.38 per 100 units	51.38 per 100 units	2009/07/27	300,000,000	2009/01/29
61749	UBS AG	HSBC R Bull CBBC Sep 2009 A	0.3850	25.88 per 100 units	33.88 per 100 units	2009/09/28	300,000,000	2009/01/29
61750	UBS AG	HSBC R Bull CBBC Sep 2009 B	0.3350	30.88 per 100 units	38.88 per 100 units	2009/09/28	300,000,000	2009/01/29
61752	UBS AG	HSBC R Bear CBBC Jul 2009 R	0.2500	74.38 per 100 units	66.38 per 100 units	2009/07/27	300,000,000	2009/01/29



## Newly listed callable bull/bear contracts (continued)

Code	Issuer	Name of issue	Issue prices (HK\$)	Strike price (HKD) / Strike level per 10 units	Call price (HKD) / Call level per 10 units	Expiry date	No. of issue (units)	Listing date
61745	UBS AG	HSCEI R Bear CBBC Aug 2009 G	0.2500	7,900 per 7,000 units	7,200 per 7,000 units	2009/08/28	500,000,000	2009/01/29
61746	UBS AG	HSI R Bull CBBC Sep 2009 R	0.2500	11,900 per 18,000 units	12,900 per 18,000 units	2009/09/29	500,000,000	2009/01/29
61274*	KBC Fin Products Int'l Ltd.	HSBC R Bull CBBC Sep 2009 B	0.1740	38 per 100 units	44 per 100 units	2009/09/10	138,000,000	2009/01/29
61788	ABN AMRO Bank N.V.	China Mobile R Bear CBBC Jul 2009 A	0.2500	87 per 100 units	79 per 100 units	2009/07/10	80,000,000	2009/01/30
61789	ABN AMRO Bank N.V.	A50 China R Bear CBBC Jul 2009 A	0.2510	11.0000	9.9000	2009/07/10	80,000,000	2009/01/30
61783	ABN AMRO Bank N.V.	HSBC R Bull CBBC Jul 2009 B	0.2510	43 per 100 units	51 per 100 units	2009/07/10	80,000,000	2009/01/30
61787	ABN AMRO Bank N.V.	HSBC R Bear CBBC Jul 2009 C	0.2510	76 per 100 units	68 per 100 units	2009/07/10	80,000,000	2009/01/30
61784	ABN AMRO Bank N.V.	HSI R Bear CBBC Jun 2009 G	0.2510	14,400 per 15,000 units	13,600 per 15,000 units	2009/06/29	250,000,000	2009/01/30
61785	ABN AMRO Bank N.V.	HSI R Bear CBBC Jun 2009 H	0.2510	14,800 per 10,000 units	14,000 per 10,000 units	2009/06/29	250,000,000	2009/01/30
61786	ABN AMRO Bank N.V.	HSI R Bear CBBC Jun 2009 I	0.2500	15,100 per 20,000 units	14,300 per 20,000 units	2009/06/29	250,000,000	2009/01/30
61778	BNP Paribas Arbit Issu B.V.	HSBC R Bull CBBC Sep 2009 C	0.2500	47 per 100 units	53 per 100 units	2009/09/29	200,000,000	2009/01/30
61779	BNP Paribas Arbit Issu B.V.	HSCEI R Bull CBBC Nov 2009 E	0.2500	5,200 per 10,000 units	6,000 per 10,000 units	2009/11/27	200,000,000	2009/01/30
61780	BNP Paribas Arbit Issu B.V.	HSCEI R Bear CBBC Jul 2009 A	0.2500	8,800 per 10,000 units	8,000 per 10,000 units	2009/07/30	200,000,000	2009/01/30
61781	BNP Paribas Arbit Issu B.V.	HSI R Bear CBBC Jul 2009 T	0.2500	14,300 per 16,000 units	13,500 per 16,000 units	2009/07/30	400,000,000	2009/01/30
61782	BNP Paribas Arbit Issu B.V.	HSI R Bear CBBC Aug 2009 W	0.2500	14,000 per 10,000 units	13,000 per 10,000 units	2009/08/28	300,000,000	2009/01/30
61764	SGA Societe Generale Acceptance N.V.	HSBC R Bear CBBC Aug09E	0.2500	74 per 100 units	68 per 100 units	2009/08/24	200,000,000	2009/01/30
61767	UBS AG	China Mobile R Bear CBBC Jul 2009 M	0.2500	76.88 per 100 units	70.88 per 100 units	2009/07/27	300,000,000	2009/01/30
61768	UBS AG	CNOOC R Bear CBBC Aug 2009 C	0.2500	7.8800	6.8800	2009/08/17	200,000,000	2009/01/30
61765	UBS AG	HSBC R Bull CBBC Jul 2009 S	0.2500	48.38 per 100 units	56.38 per 100 units	2009/07/27	300,000,000	2009/01/30
61766	UBS AG	HSBC R Bull CBBC Jul 2009 T	0.2500	38.38 per 100 units	46.38 per 100 units	2009/07/27	300,000,000	2009/01/30
61770	UBS AG	HSBC R Bear CBBC Jul 2009 U	0.2500	71.88 per 100 units	63.88 per 100 units	2009/07/27	300,000,000	2009/01/30
61776	UBS AG	HSBC R Bear CBBC Jul 2009 V	0.2500	66.88 per 100 units	58.88 per 100 units	2009/07/20	300,000,000	2009/01/30
61777	UBS AG	HSBC R Bear CBBC Jul 2009 W	0.2500	69.38 per 100 units	61.38 per 100 units	2009/07/20	300,000,000	2009/01/30
61773	UBS AG	HSI R Bear CBBC Oct 2009 A	0.2500	13,700 per 8,000 units	12,900 per 8,000 units	2009/10/29	500,000,000	2009/01/30
61774	UBS AG	HSI R Bear CBBC Oct 2009 R	0.2500	14,000 per 18,000 units	13,000 per 18,000 units	2009/10/29	500,000,000	2009/01/30
61775	UBS AG	HSI R Bear CBBC Oct 2009 Z	0.2500	14,700 per 38,000 units	13,700 per 38,000 units	2009/10/29	500,000,000	2009/01/30
61769	UBS AG	Petrochina R Bear CBBC Jul 2009 M	0.2500	7.3800	6.3800	2009/07/27	300,000,000	2009/01/30
61771	KBC Fin Products Int'l Ltd.	HSBC R Bull CBBC Aug 2009 C	0.2900	30 per 100 units	38 per 100 units	2009/08/03	138,000,000	2009/02/02
61772	KBC Fin Products Int'l Ltd.	HSI R Bear CBBC Aug 2009 S	0.2500	13,800 per 10,000 units	13,000 per 10,000 units	2009/08/28	118,000,000	2009/02/02
61816	ABN AMRO Bank N.V.	HSBC R Bull CBBC Jul 2009 D	0.2500	32 per 100 units	40 per 100 units	2009/07/10	80,000,000	2009/02/02
61817	ABN AMRO Bank N.V.	HSBC R Bull CBBC Jul 2009 E	0.2500	39 per 100 units	47 per 100 units	2009/07/10	80,000,000	2009/02/02
61828	ABN AMRO Bank N.V.	HSCEI R Bear CBBC Jun 2009 G	0.2500	8,300 per 10,000 units	7,500 per 10,000 units	2009/06/29	250,000,000	2009/02/02
61820	ABN AMRO Bank N.V.	HSCEI R Bear CBBC Jun 2009 H	0.2500	9,100 per 12,000 units	8,300 per 12,000 units	2009/06/29	250,000,000	2009/02/02
61818	ABN AMRO Bank N.V.	HSI R Bear CBBC Jun 2009 J	0.2500	14,100 per 15,000 units	13,300 per 15,000 units	2009/06/29	250,000,000	2009/02/02
61819	ABN AMRO Bank N.V.	HSI R Bear CBBC Jun 2009 K	0.2500	14,300 per 18,000 units	13,500 per 18,000 units	2009/06/29	250,000,000	2009/02/02
61822	Deutsche Bank AG	China Life R Bear CBBC Aug 2009 D	0.3500	23.1800	22.1800	2009/08/03	150,000,000	2009/02/02
61821	Deutsche Bank AG	China Life R Bear CBBC Aug 2009 Z	0.2500	22.1800	21.1800	2009/08/03	150,000,000	2009/02/02
61823	Deutsche Bank AG	CNOOC R Bear CBBC Aug 2009 B	0.2500	8.1800	7.1800	2009/08/03	150,000,000	2009/02/02
61824	Deutsche Bank AG	HSBC R Bear CBBC Aug 2009 D	0.2500	73.88 per 100 units	65.88 per 100 units	2009/08/03	150,000,000	2009/02/02
61826	Deutsche Bank AG	HSI R Bear CBBC Sep 2009 W	0.3000	13,800 per 15,000 units	13,000 per 15,000 units	2009/09/29	300,000,000	2009/02/02
61827	Deutsche Bank AG	HSI R Bear CBBC Oct 2009 T	0.2500	13,600 per 20,000 units	12,800 per 20,000 units	2009/10/29	300,000,000	2009/02/02
61825	Deutsche Bank AG	ICBC R Bull CBBC Aug 2009 C	0.2500	0.8800	1.6800	2009/08/03	150,000,000	2009/02/02
61810	KBC Fin Products Int'l Ltd.	Ch Mobile R Bull CBBC Aug 09 B	0.2500	47.88 per 100 units	55.88 per 100 units	2009/08/10	208,000,000	2009/02/02

## Newly listed callable bull/bear contracts (continued)

Code	Issuer	Name of issue	Issue prices (HK\$)	Strike price (HKD) / Strike level per 10 units	Call price (HKD) / Call level per 10 units	Expiry date	No. of issue (units)	Listing date
61811	KBC Fin Products Int'l Ltd.	Ch Mobile R Bear CBBC Jul 09 D	0.2500	76.88 per 100 units	69.88 per 100 units	2009/07/20	268,000,000	2009/02/02
61807	KBC Fin Products Int'l Ltd.	Ch Life R Bear CBBC Jul 2009 D	0.5800	25.4800	23.9800	2009/07/20	138,000,000	2009/02/02
61808	KBC Fin Products Int'l Ltd.	Ch Life R Bear CBBC Aug 2009 B	0.4000	23.6800	22.1800	2009/08/03	138,000,000	2009/02/02
61809	KBC Fin Products Int'l Ltd.	Ch Life R Bear CBBC Sep 2009 C	0.2800	22.3800	20.8800	2009/09/09	138,000,000	2009/02/02
61814	KBC Fin Products Int'l Ltd.	HKEx R Bear CBBC Jul 2009 A	0.2500	79 per 100 units	71 per 100 units	2009/07/02	368,000,000	2009/02/02
61812	KBC Fin Products Int'l Ltd.	HSBC R Bull CBBC Jul 2009 D	0.2700	26.88 per 100 units	32.88 per 100 units	2009/07/10	138,000,000	2009/02/02
61813	KBC Fin Products Int'l Ltd.	HSBC R Bear CBBC Sep 2009 D	0.2500	63.88 per 100 units	57.88 per 100 units	2009/09/01	138,000,000	2009/02/02
61815	KBC Fin Products Int'l Ltd.	HSI R Bear CBBC Aug 2009 T	0.2500	13,500 per 8,000 units	12,700 per 8,000 units	2009/08/28	108,000,000	2009/02/02
61790	CC Rabobank B.A.	HSBC R Bull CBBC Aug 2009 A	0.2500	40 per 100 units	48 per 100 units	2009/08/10	200,000,000	2009/02/02
61794	CC Rabobank B.A.	HSBC R Bear CBBC Aug 2009 B	0.2500	72.50 per 100 units	65 per 100 units	2009/08/10	200,000,000	2009/02/02
61792	SGA Societe Generale Acceptance N.V.	HSBC R Bull CBBC Aug09F	0.2500	43 per 100 units	49 per 100 units	2009/08/24	200,000,000	2009/02/02
61793	SGA Societe Generale Acceptance N.V.	HSBC R Bull CBBC Oct09A	0.2500	39 per 100 units	45 per 100 units	2009/10/23	200,000,000	2009/02/02
61791	SGA Societe Generale Acceptance N.V.	HSI R Bull CBBC Aug09S	0.2500	10,800 per 12,000 units	11,600 per 12,000 units	2009/08/28	300,000,000	2009/02/02
61796	SGA Societe Generale Acceptance N.V.	HSI R Bear CBBC Jul09B	0.2500	14,000 per 8,000 units	13,200 per 8,000 units	2009/07/30	300,000,000	2009/02/02
61795	SGA Societe Generale Acceptance N.V.	HSI R Bear CBBC Aug09T	0.2500	14,200 per 12,000 units	13,400 per 12,000 units	2009/08/28	300,000,000	2009/02/02
61800	UBS AG	CCCL R Bull CBBC Aug 2009 G	0.3350	3.8800	4.8800	2009/08/24	200,000,000	2009/02/02
61803	UBS AG	China Life R Bear CBBC Aug 2009 F	0.2750	23.3800	21.8800	2009/08/24	300,000,000	2009/02/02
61804	UBS AG	CM Bank R Bull CBBC Aug 2009 F	0.5050	6.8800	8.8800	2009/08/24	200,000,000	2009/02/02
61799	UBS AG	HKEx R Bear CBBC Sep 2009 A	0.2500	76.88 per 100 units	68.88 per 100 units	2009/09/28	300,000,000	2009/02/02
61798	UBS AG	HSCEI R Bull CBBC Aug 2009 H	0.2500	6,000 per 12,000 units	6,800 per 12,000 units	2009/08/28	500,000,000	2009/02/02
61797	UBS AG	HSI R Bull CBBC Nov 2009 L	0.2500	12,000 per 12,000 units	12,800 per 12,000 units	2009/11/27	500,000,000	2009/02/02
61805	UBS AG	HSI R Bull CBBC Nov 2009 O	0.2500	11,700 per 8,000 units	12,500 per 8,000 units	2009/11/27	500,000,000	2009/02/02
61801	UBS AG	HSI R Bear CBBC Nov 2009 M	0.2500	14,100 per 28,000 units	13,100 per 28,000 units	2009/11/27	500,000,000	2009/02/02
61802	UBS AG	HSI R Bear CBBC Nov 2009 N	0.2500	14,300 per 23,000 units	13,300 per 23,000 units	2009/11/27	500,000,000	2009/02/02
61806	UBS AG	HSI R Bear CBBC Nov 2009 P	0.2500	13,500 per 12,000 units	12,700 per 12,000 units	2009/11/27	500,000,000	2009/02/02
61835	Deutsche Bank AG	China Life R Bull CBBC Jul 2009 B	0.7300	13.1800	14.1800	2009/07/27	150,000,000	2009/02/03
61829	SGA Societe Generale Acceptance N.V.	CCB R Bear CBBC Sep09A	0.2500	4.8000	4.2000	2009/09/28	300,000,000	2009/02/03
61830	SGA Societe Generale Acceptance N.V.	CLife R Bear CBBC Oct09C	0.4500	24.5000	22.8000	2009/10/27	100,000,000	2009/02/03
61831	SGA Societe Generale Acceptance N.V.	CMB R Bear CBBC Aug 09A	0.5500	16.8000	14.8000	2009/08/31	100,000,000	2009/02/03
61832	SGA Societe Generale Acceptance N.V.	CP&CC R Bear CBBC Sep09A	0.2500	5.8000	5.0000	2009/09/28	200,000,000	2009/02/03
61833	SGA Societe Generale Acceptance N.V.	HSI R Bull CBBC Aug09I	0.2500	9,600 per 15,000 units	10,400 per 15,000 units	2009/08/28	300,000,000	2009/02/03
61834	SGA Societe Generale Acceptance N.V.	HSI R Bull CBBC Aug09J	0.2500	9,800 per 12,000 units	10,600 per 12,000 units	2009/08/28	300,000,000	2009/02/03
61837	SGA Societe Generale Acceptance N.V.	HSI R Bear CBBC Aug09V	0.2500	13,800 per 12,000 units	13,000 per 12,000 units	2009/08/28	300,000,000	2009/02/03
61841	Deutsche Bank AG	China Mobile R Bear CBBC Jul 2009 Q	0.2500	77.68 per 100 units	71.68 per 100 units	2009/07/27	150,000,000	2009/02/04
61840	Deutsche Bank AG	CC Bank R Bear CBBC Jul 2009 I	0.2500	5.1800	4.1800	2009/07/20	150,000,000	2009/02/04
61843	Deutsche Bank AG	HKEx R Bear CBBC Jul 2009 Q	0.2500	77.18 per 100 units	70.18 per 100 units	2009/07/27	150,000,000	2009/02/04
61842	Deutsche Bank AG	HSI R Bull CBBC Oct 2009 U	0.2500	11,800 per 20,000 units	12,600 per 20,000 units	2009/10/29	300,000,000	2009/02/04
61844	Deutsche Bank AG	Petrochina R Bear CBBC Jul 2009 E	0.2500	7.6800	6.6800	2009/07/27	150,000,000	2009/02/04
61846	UBS AG	CCCL R Bull CBBC Aug 2009 H	0.4150	2.8800	3.8800	2009/08/24	200,000,000	2009/02/04
61838	UBS AG	China Life R Bear CBBC Aug 2009 G	0.2500	22.3800	20.8800	2009/08/24	300,000,000	2009/02/04
61845	UBS AG	China Railway R Bull CBBC Aug 2009 A	0.2500	2.3800	3.3800	2009/08/24	200,000,000	2009/02/04
61849	UBS AG	China Railway R Bear CBBC Aug 2009 B	0.2500	5.8800	4.8800	2009/08/24	200,000,000	2009/02/04
61836	UBS AG	Petrochina R Bear CBBC Oct 2009 A	0.2500	6.8800	5.8800	2009/10/19	300,000,000	2009/02/04

## Newly listed callable bull/bear contracts (continued)

Code	Issuer	Name of issue	Issue prices (HK\$)	Strike price (HKD) / Strike level per 10 units	Call price (HKD) / Call level per 10 units	Expiry date	No. of issue (units)	Listing date
61839	UBS AG	Ping An R Bear CBBC Oct 2009 A	0.2500	46.88 per 100 units	38.88 per 100 units	2009/10/19	200,000,000	2009/02/04
61861	BNP Paribas Arbit Issu B.V.	HSI R Bull CBBC Oct 2009 H	0.2500	11,800 per 16,000 units	12,500 per 16,000 units	2009/10/29	400,000,000	2009/02/05
61862	BNP Paribas Arbit Issu B.V.	HSI R Bull CBBC Nov 2009 P	0.2500	12,000 per 14,000 units	12,800 per 14,000 units	2009/11/27	400,000,000	2009/02/05
61863	BNP Paribas Arbit Issu B.V.	HSI R Bull CBBC Dec 2009 P	0.2500	12,200 per 10,000 units	13,000 per 10,000 units	2009/12/30	300,000,000	2009/02/05
61865	BNP Paribas Arbit Issu B.V.	HSI R Bear CBBC Aug 2009 X	0.2500	14,000 per 14,000 units	13,300 per 14,000 units	2009/08/28	400,000,000	2009/02/05
61857	Deutsche Bank AG	Sinopec Corp R Bull CBBC Aug 2009 D	0.2500	2.6800	3.6800	2009/08/10	150,000,000	2009/02/05
61859	Deutsche Bank AG	HSI R Bull CBBC Oct 2009 V	0.2700	12,000 per 15,000 units	12,800 per 15,000 units	2009/10/29	300,000,000	2009/02/05
61860	Deutsche Bank AG	HSI R Bull CBBC Oct 2009 W	0.2500	12,200 per 15,000 units	13,000 per 15,000 units	2009/10/29	300,000,000	2009/02/05
61858	Deutsche Bank AG	Petrochina R Bull CBBC Aug 2009 A	0.2800	3.1800	4.1800	2009/08/10	150,000,000	2009/02/05
61855	KBC Fin Products Int'l Ltd.	HSI R Bear CBBC Aug 2009 U	0.2500	14,100 per 10,000 units	13,300 per 10,000 units	2009/08/28	108,000,000	2009/02/05
61856	KBC Fin Products Int'l Ltd.	HSI R Bear CBBC Aug 2009 V	0.2500	14,300 per 15,000 units	13,500 per 15,000 units	2009/08/28	168,000,000	2009/02/05
61847	SGA Societe Generale Acceptance N.V.	CMob R Bear CBBC Sep09D	0.2500	81 per 100 units	75 per 100 units	2009/09/29	300,000,000	2009/02/05
61848	SGA Societe Generale Acceptance N.V.	ICBC R Bear CBBC Sep09A	0.2500	4.3800	3.7200	2009/09/29	300,000,000	2009/02/05
61850	SGA Societe Generale Acceptance N.V.	PetCh R Bear CBBC Oct09E	0.2500	7.4000	6.4000	2009/10/05	300,000,000	2009/02/05
61866	UBS AG	China Life R Bull CBBC Aug 2009 H	0.2900	18.3800	19.8800	2009/08/24	300,000,000	2009/02/05
61867	UBS AG	CNOOC R Bull CBBC Aug 2009 D	0.2500	5.3800	6.3800	2009/08/17	200,000,000	2009/02/05
61868	UBS AG	HSBC R Bull CBBC Sep 2009 C	0.2500	58.88 per 100 units	58.88 per 100 units	2009/09/28	300,000,000	2009/02/05
61851	UBS AG	HSCEI R Bear CBBC Aug 2009 I	0.2500	7,800 per 12,000 units	7,000 per 12,000 units	2009/08/28	500,000,000	2009/02/05
61869	UBS AG	HSI R Bull CBBC Oct 2009 K	0.2500	12,200 per 23,000 units	13,200 per 23,000 units	2009/10/29	500,000,000	2009/02/05
61870	UBS AG	HSI R Bull CBBC Oct 2009 L	0.2500	12,200 per 8,000 units	13,000 per 8,000 units	2009/10/29	500,000,000	2009/02/05
61852	UBS AG	HSI R Bear CBBC Oct 2009 F	0.2500	14,000 per 12,000 units	13,200 per 12,000 units	2009/10/29	500,000,000	2009/02/05
61853	UBS AG	HSI R Bear CBBC Oct 2009 H	0.2500	14,200 per 8,000 units	13,400 per 8,000 units	2009/10/29	500,000,000	2009/02/05
61854	UBS AG	HSI R Bear CBBC Oct 2009 J	0.2500	14,500 per 18,000 units	13,500 per 18,000 units	2009/10/29	500,000,000	2009/02/05
61871	SGA Societe Generale Acceptance N.V.	CCB R Bull CBBC Aug09A	0.2500	3.0000	3.4800	2009/08/31	200,000,000	2009/02/06
61872	SGA Societe Generale Acceptance N.V.	CLife R Bull CBBC Aug09A	0.2900	18.0000	19.5000	2009/08/31	100,000,000	2009/02/06
61873	SGA Societe Generale Acceptance N.V.	CMB R Bull CBBC Aug 09B	0.3400	9.0000	10.8000	2009/08/31	100,000,000	2009/02/06
61875	SGA Societe Generale Acceptance N.V.	A50 R Bull CBBC Aug09B	0.2500	7.7000	8.5000	2009/08/31	200,000,000	2009/02/06
61874	SGA Societe Generale Acceptance N.V.	HSBC R Bull CBBC Oct09B	0.2500	52 per 100 units	58 per 100 units	2009/10/23	200,000,000	2009/02/06
61876	SGA Societe Generale Acceptance N.V.	HSI R Bull CBBC Aug09W	0.2500	11,800 per 12,000 units	12,600 per 12,000 units	2009/08/28	300,000,000	2009/02/06
61878	UBS AG	China Mobile R Bear CBBC Dec 2009 A	0.2500	92.88 per 100 units	86.88 per 100 units	2009/12/21	300,000,000	2009/02/06
61881	UBS AG	China Mobile R Bear CBBC Dec 2009 B	0.2700	96.88 per 100 units	90.88 per 100 units	2009/12/21	300,000,000	2009/02/06
61880	UBS AG	China Mobile R Bear CBBC Dec 2009 C	0.3100	100.88 per 100 units	94.88 per 100 units	2009/12/21	300,000,000	2009/02/06
61879	UBS AG	China Mobile R Bear CBBC Dec 2009 D	0.3500	104.88 per 100 units	98.88 per 100 units	2009/12/21	300,000,000	2009/02/06
61905	UBS AG	CM Bank R Bull CBBC Aug 2009 G	0.3050	9.8800	11.8800	2009/08/24	200,000,000	2009/02/06
61882	UBS AG	CNOOC R Bear CBBC Dec 2009 A	0.3050	9.8800	8.8800	2009/12/21	200,000,000	2009/02/06
61885	UBS AG	A50 China R Bear CBBC Dec 2009 A	0.4400	13.6800	12.8800	2009/12/21	300,000,000	2009/02/06
61906	UBS AG	HKEx R Bull CBBC Sep 2009 B	0.2500	55.88 per 100 units	63.88 per 100 units	2009/09/28	300,000,000	2009/02/06
61884	UBS AG	HSCEI R Bear CBBC Mar 2010 A	0.2500	9,800 per 12,000 units	9,000 per 12,000 units	2010/03/30	500,000,000	2009/02/06
61877	UBS AG	HSCEI R Bear CBBC Mar 2010 B	0.4150	9,900 per 7,000 units	9,200 per 7,000 units	2010/03/30	500,000,000	2009/02/06
61886	UBS AG	HSCEI R Bear CBBC Mar 2010 C	0.2800	10,300 per 12,000 units	9,500 per 12,000 units	2010/03/30	500,000,000	2009/02/06
61887	UBS AG	HSCEI R Bear CBBC Mar 2010 D	0.4900	10,400 per 7,000 units	9,700 per 7,000 units	2010/03/30	500,000,000	2009/02/06
61889	UBS AG	HSCEI R Bear CBBC Mar 2010 E	0.3200	10,800 per 12,000 units	10,000 per 12,000 units	2010/03/30	500,000,000	2009/02/06
61890	UBS AG	HSCEI R Bear CBBC Mar 2010 F	0.5600	10,900 per 7,000 units	10,200 per 7,000 units	2010/03/30	500,000,000	2009/02/06

## Newly listed callable bull/bear contracts (continued)

Code	Issuer	Name of issue	Issue prices (HK\$)	Strike price (HKD) / Strike level per 10 units	Call price (HKD) / Call level per 10 units	Expiry date	No. of issue (units)	Listing date
61891	UBS AG	HSCEI R Bear CBBC Mar 2010 G	0.3600	11,300 per 12,000 units	10,500 per 12,000 units	2010/03/30	500,000,000	2009/02/06
61892	UBS AG	HSCEI R Bear CBBC Mar 2010 H	0.6300	11,400 per 7,000 units	10,700 per 7,000 units	2010/03/30	500,000,000	2009/02/06
61893	UBS AG	HSCEI R Bear CBBC Mar 2010 I	0.4050	11,800 per 12,000 units	11,000 per 12,000 units	2010/03/30	500,000,000	2009/02/06
61894	UBS AG	HSCEI R Bear CBBC Mar 2010 J	0.7100	11,900 per 7,000 units	11,200 per 7,000 units	2010/03/30	500,000,000	2009/02/06
61895	UBS AG	HSCEI R Bear CBBC Mar 2010 K	0.4450	12,300 per 12,000 units	11,500 per 12,000 units	2010/03/30	500,000,000	2009/02/06
61896	UBS AG	HSCEI R Bear CBBC Mar 2010 L	0.7800	12,400 per 7,000 units	11,700 per 7,000 units	2010/03/30	500,000,000	2009/02/06
61897	UBS AG	HSCEI R Bear CBBC Mar 2010 M	0.4850	12,800 per 12,000 units	12,000 per 12,000 units	2010/03/30	500,000,000	2009/02/06
61883	UBS AG	HSI R Bear CBBC Mar 2010 A	0.5300	19,500 per 12,000 units	18,700 per 12,000 units	2010/03/30	500,000,000	2009/02/06
61899	UBS AG	HSI R Bear CBBC Mar 2010 B	0.5800	20,000 per 12,000 units	19,200 per 12,000 units	2010/03/30	500,000,000	2009/02/06
61888	UBS AG	HSI R Bear CBBC Mar 2010 C	0.3350	20,800 per 23,000 units	19,800 per 23,000 units	2010/03/30	500,000,000	2009/02/06
61900	UBS AG	HSI R Bear CBBC Mar 2010 D	0.6650	21,000 per 12,000 units	20,200 per 12,000 units	2010/03/30	500,000,000	2009/02/06
61901	UBS AG	HSI R Bear CBBC Mar 2010 E	1.0700	21,700 per 8,000 units	20,900 per 8,000 units	2010/03/30	500,000,000	2009/02/06
61902	UBS AG	HSI R Bear CBBC Mar 2010 F	0.7400	22,000 per 12,000 units	21,200 per 12,000 units	2010/03/30	500,000,000	2009/02/06
61898	UBS AG	HSI R Bear CBBC Mar 2010 G	0.4000	22,300 per 23,000 units	21,300 per 23,000 units	2010/03/30	500,000,000	2009/02/06
61903	UBS AG	HSI R Bear CBBC Mar 2010 H	0.7800	22,500 per 12,000 units	21,700 per 12,000 units	2010/03/30	500,000,000	2009/02/06
61904	UBS AG	HSI R Bear CBBC Mar 2010 I	1.2000	22,700 per 8,000 units	21,900 per 8,000 units	2010/03/30	500,000,000	2009/02/06
61908	Deutsche Bank AG	HSI R Bear CBBC Oct 2009 X	0.2500	14,000 per 20,000 units	13,200 per 20,000 units	2009/10/29	300,000,000	2009/02/09
61909	Deutsche Bank AG	HSI R Bear CBBC Oct 2009 Y	0.2800	14,200 per 15,000 units	13,400 per 15,000 units	2009/10/29	300,000,000	2009/02/09
61907	HK Bank	HSI R Bull CBBC Jun 2009 E	0.2500	11,500 per 22,000 units	12,300 per 22,000 units	2009/06/29	1,000,000,000	2009/02/09
61914	KBC Fin Products Int'l Ltd.	China Life R Bull CBBC Jul 09E	0.2800	18.0000	19.0800	2009/07/10	138,000,000	2009/02/09
61915	KBC Fin Products Int'l Ltd.	A50 China R Bull CBBC Aug 09 A	0.2500	7.6800	8.5800	2009/08/03	208,000,000	2009/02/09
61913	KBC Fin Products Int'l Ltd.	HSI R Bull CBBC Aug 2009 W	0.2500	11,900 per 10,000 units	12,700 per 10,000 units	2009/08/28	108,000,000	2009/02/09
61916	KBC Fin Products Int'l Ltd.	HSI R Bear CBBC Aug 2009 X	0.2500	13,800 per 15,000 units	13,000 per 15,000 units	2009/08/28	158,000,000	2009/02/09
61910	UBS AG	HSCEI R Bear CBBC Sep 2009 A	0.2500	7,900 per 7,000 units	7,200 per 7,000 units	2009/09/29	500,000,000	2009/02/09
61911	UBS AG	HSI R Bull CBBC Oct 2009 A	0.2500	11,900 per 18,000 units	12,900 per 18,000 units	2009/10/29	500,000,000	2009/02/09
61912	UBS AG	HSI R Bull CBBC Oct 2009 R	0.2500	12,000 per 12,000 units	12,800 per 12,000 units	2009/10/29	500,000,000	2009/02/09
61923	BNP Paribas Arbit Issu B.V.	Ch Mob R Bull CBBC Nov 2009 B	0.2500	53 per 100 units	59 per 100 units	2009/11/30	200,000,000	2009/02/10
61927	BNP Paribas Arbit Issu B.V.	Ch Mob R Bear CBBC Aug 2009 A	0.2500	84 per 100 units	77 per 100 units	2009/08/31	200,000,000	2009/02/10
61921	BNP Paribas Arbit Issu B.V.	CC Bank R Bull CBBC Aug 2009 D	1.5000	2.50 per unit	3 per unit	2009/08/31	100,000,000	2009/02/10
61926	BNP Paribas Arbit Issu B.V.	CC Bank R Bear CBBC Aug 2009 E	2.2000	5.80 per unit	5 per unit	2009/08/31	100,000,000	2009/02/10
61922	BNP Paribas Arbit Issu B.V.	China Life R Bear CBBC Aug 09A	0.2500	30 per 100 units	25 per 100 units	2009/08/31	200,000,000	2009/02/10
61924	BNP Paribas Arbit Issu B.V.	HKEx R Bull CBBC Aug 2009 A	0.2500	48 per 100 units	56 per 100 units	2009/08/14	200,000,000	2009/02/10
61928	BNP Paribas Arbit Issu B.V.	HKEx R Bear CBBC Aug 2009 B	0.2500	84 per 100 units	76 per 100 units	2009/08/14	200,000,000	2009/02/10
61925	BNP Paribas Arbit Issu B.V.	HSBC R Bull CBBC Sep 2009 D	0.2500	43 per 100 units	49 per 100 units	2009/09/30	200,000,000	2009/02/10
61929	BNP Paribas Arbit Issu B.V.	HSBC R Bear CBBC Sep 2009 E	0.2500	75 per 100 units	67 per 100 units	2009/09/30	200,000,000	2009/02/10
61917	BNP Paribas Arbit Issu B.V.	HSI R Bull CBBC Nov 2009 Q	0.2500	10,000 per 16,000 units	11,000 per 16,000 units	2009/11/27	400,000,000	2009/02/10
61918	BNP Paribas Arbit Issu B.V.	HSI R Bull CBBC Dec 2009 Q	0.2500	10,600 per 10,000 units	11,400 per 10,000 units	2009/12/30	300,000,000	2009/02/10
61919	BNP Paribas Arbit Issu B.V.	HSI R Bear CBBC Aug 2009 Y	0.2500	16,000 per 20,000 units	15,200 per 20,000 units	2009/08/28	500,000,000	2009/02/10
61920	BNP Paribas Arbit Issu B.V.	HSI R Bear CBBC Aug 2009 Z	0.2500	13,800 per 10,000 units	13,000 per 10,000 units	2009/08/28	300,000,000	2009/02/10
61938	Deutsche Bank AG	HSI R Bull CBBC Sep 2009 O	0.2500	10,600 per 15,000 units	11,400 per 15,000 units	2009/09/29	300,000,000	2009/02/10
61937	KBC Fin Products Int'l Ltd.	HSI R Bear CBBC Aug 2009 Y	0.2500	13,600 per 10,000 units	12,800 per 10,000 units	2009/08/28	108,000,000	2009/02/10
61930	SGA Societe Generale Acceptance N.V	CP&CC R Bull CBBC Oct09A	0.2500	2.8000	3.4000	2009/10/27	200,000,000	2009/02/10
61931	UBS AG	BOCL R Bull CBBC Sep 2009 A	0.2500	1.3800	1.8800	2009/09/28	200,000,000	2009/02/10

## Newly listed callable bull/bear contracts (continued)

Code	Issuer	Name of issue	Issue prices (HK\$)	Strike price (HKD) / Strike level per 10 units	Call price (HKD) / Call level per 10 units	Expiry date	No. of issue (units)	Listing date
61936	UBS AG	BOCL R Bear CBBC Sep 2009 B	0.2500	2.8800	2.3800	2009/09/28	200,000,000	2009/02/10
61932	UBS AG	CCCGL R Bull CBBC Oct 2009 A	0.2500	5.8800	6.8800	2009/10/19	200,000,000	2009/02/10
61933	UBS AG	HSI R Bull CBBC Sep 2009 M	0.2500	11,300 per 38,000 units	12,300 per 38,000 units	2009/09/29	500,000,000	2009/02/10
61934	UBS AG	HSI R Bull CBBC Sep 2009 R	0.2500	11,600 per 28,000 units	12,600 per 28,000 units	2009/09/29	500,000,000	2009/02/10
61935	UBS AG	HSI R Bull CBBC Sep 2009 W	0.2500	11,700 per 23,000 units	12,700 per 23,000 units	2009/09/29	500,000,000	2009/02/10
61941	Deutsche Bank AG	China Life R Bull CBBC Aug 2009 B	0.3000	19.1800	20.1800	2009/08/03	150,000,000	2009/02/11
61943	Deutsche Bank AG	A50 China R Bull CBBC Aug 2009 A	0.2500	7.8800	8.6800	2009/08/03	150,000,000	2009/02/11
61948	Deutsche Bank AG	HSI R Bear CBBC Sep 2009 P	0.2500	15,100 per 15,000 units	14,300 per 15,000 units	2009/09/29	300,000,000	2009/02/11
61942	Deutsche Bank AG	ICBC R Bull CBBC Aug 2009 D	0.2500	1.8800	2.6800	2009/08/03	150,000,000	2009/02/11
61947	KBC Fin Products Int'l Ltd.	BOCL R Bull CBBC Sep 2009 A	0.2500	1.4200	1.9200	2009/09/21	158,000,000	2009/02/11
61945	KBC Fin Products Int'l Ltd.	HSCEI R Bull CBBC Jul 2009 A	0.2500	5,900 per 10,000 units	6,700 per 10,000 units	2009/07/30	268,000,000	2009/02/11
61946	KBC Fin Products Int'l Ltd.	HSCEI R Bull CBBC Oct 2009 B	0.2500	5,000 per 20,000 units	5,800 per 20,000 units	2009/10/29	268,000,000	2009/02/11
61950	KBC Fin Products Int'l Ltd.	HSCEI R Bear CBBC Jul 2009 B	0.2500	8,700 per 15,000 units	7,900 per 15,000 units	2009/07/30	268,000,000	2009/02/11
61951	KBC Fin Products Int'l Ltd.	HSCEI R Bear CBBC Oct 2009 C	0.2500	9,600 per 20,000 units	8,800 per 20,000 units	2009/10/29	268,000,000	2009/02/11
61944	KBC Fin Products Int'l Ltd.	HSI R Bull CBBC Sep 2009 O	0.2500	12,200 per 15,000 units	13,000 per 15,000 units	2009/09/29	158,000,000	2009/02/11
61939	SGA Societe Generale Acceptance N.V	CK(H) R Bull CBBC Aug09A	0.2500	50 per 100 units	58 per 100 units	2009/08/31	200,000,000	2009/02/11
61940	SGA Societe Generale Acceptance N.V	CRail R Bull CBBC Dec09A	0.2500	2.8800	3.4800	2009/12/30	200,000,000	2009/02/11
61977	ABN AMRO Bank N.V.	China Mobile R Bull CBBC Aug 2009 A	0.2510	56.80 per 100 units	64.80 per 100 units	2009/08/12	80,000,000	2009/02/12
61982	ABN AMRO Bank N.V.	China Mobile R Bear CBBC Aug 2009 B	0.2510	84.80 per 100 units	76.80 per 100 units	2009/08/12	80,000,000	2009/02/12
61976	ABN AMRO Bank N.V.	CC Bank R Bull CBBC Aug 2009 A	0.2500	2.4000	3.2000	2009/08/12	80,000,000	2009/02/12
61975	ABN AMRO Bank N.V.	A50 China R Bull CBBC Aug 2009 A	0.2500	7.4000	8.5000	2009/08/12	80,000,000	2009/02/12
61980	ABN AMRO Bank N.V.	A50 China R Bear CBBC Aug 2009 B	0.2510	11.5000	10.4000	2009/08/12	80,000,000	2009/02/12
61981	ABN AMRO Bank N.V.	A50 China R Bear CBBC Aug 2009 C	0.2800	12.1000	11.0000	2009/08/12	80,000,000	2009/02/12
61978	ABN AMRO Bank N.V.	HSBC R Bull CBBC Jul 2009 F	0.2510	46 per 100 units	54 per 100 units	2009/07/10	80,000,000	2009/02/12
61983	ABN AMRO Bank N.V.	HSBC R Bear CBBC Jul 2009 G	0.2510	73 per 100 units	65 per 100 units	2009/07/10	80,000,000	2009/02/12
61979	ABN AMRO Bank N.V.	HSI R Bull CBBC Jun 2009 L	0.2500	11,700 per 17,000 units	12,500 per 17,000 units	2009/06/29	250,000,000	2009/02/12
61984	ABN AMRO Bank N.V.	HSI R Bear CBBC Jul 2009 W	0.2500	14,600 per 25,000 units	13,800 per 25,000 units	2009/07/30	250,000,000	2009/02/12
61970	BNP Paribas Arbit Issu B.V.	HSI R Bull CBBC Sep 2009 R	0.2500	11,400 per 15,000 units	12,200 per 15,000 units	2009/09/29	400,000,000	2009/02/12
61973	Deutsche Bank AG	China Life R Bull CBBC Jul 2009 C	0.3500	20.1800	21.1800	2009/07/27	150,000,000	2009/02/12
61974	Deutsche Bank AG	China Life R Bull CBBC Jul 2009 D	0.2500	21.1800	22.1800	2009/07/27	150,000,000	2009/02/12
61969	Deutsche Bank AG	HSI R Bull CBBC Sep 2009 R	0.2500	12,400 per 20,000 units	13,200 per 20,000 units	2009/09/29	300,000,000	2009/02/12
61985	KBC Fin Products Int'l Ltd.	HSI R Bear CBBC Jul 2009 O	0.3000	15,000 per 8,000 units	14,200 per 8,000 units	2009/07/30	128,000,000	2009/02/12
61987	KBC Fin Products Int'l Ltd.	HSI R Bear CBBC Aug 2009 A	0.2500	16,100 per 20,000 units	15,300 per 20,000 units	2009/08/28	138,000,000	2009/02/12
61986	KBC Fin Products Int'l Ltd.	HSI R Bear CBBC Aug 2009 Z	0.2700	14,100 per 10,000 units	13,300 per 10,000 units	2009/08/28	168,000,000	2009/02/12
61988	KBC Fin Products Int'l Ltd.	HSI R Bear CBBC Sep 2009 P	0.2500	15,200 per 20,000 units	14,400 per 20,000 units	2009/09/29	308,000,000	2009/02/12
61989	KBC Fin Products Int'l Ltd.	HSI R Bear CBBC Sep 2009 Q	0.2500	16,000 per 18,000 units	15,200 per 18,000 units	2009/09/29	278,000,000	2009/02/12
61990	KBC Fin Products Int'l Ltd.	HSI R Bear CBBC Sep 2009 R	0.3100	16,300 per 12,000 units	15,500 per 12,000 units	2009/09/29	188,000,000	2009/02/12
61991	KBC Fin Products Int'l Ltd.	HSI R Bear CBBC Sep 2009 S	0.3600	16,900 per 12,000 units	16,100 per 12,000 units	2009/09/29	188,000,000	2009/02/12
61992	KBC Fin Products Int'l Ltd.	HSI R Bear CBBC Oct 2009 E	0.2500	14,700 per 15,000 units	13,900 per 15,000 units	2009/10/29	228,000,000	2009/02/12
61993	KBC Fin Products Int'l Ltd.	HSI R Bear CBBC Oct 2009 F	0.2500	14,900 per 20,000 units	14,100 per 20,000 units	2009/10/29	308,000,000	2009/02/12
61994	KBC Fin Products Int'l Ltd.	HSI R Bear CBBC Oct 2009 G	0.4200	15,900 per 8,000 units	15,100 per 8,000 units	2009/10/29	128,000,000	2009/02/12
61949	SGA Societe Generale Acceptance N.V.	HSI R Bear CBBC Sep09A	0.2500	14,900 per 15,000 units	14,100 per 15,000 units	2009/09/29	300,000,000	2009/02/12
61952	SGA Societe Generale Acceptance N.V.	HSI R Bear CBBC Sep09B	0.2500	15,300 per 15,000 units	14,500 per 15,000 units	2009/09/29	300,000,000	2009/02/12



## Newly listed callable bull/bear contracts (continued)

Code	Issuer	Name of issue	Issue prices (HK\$)	Strike price (HKD) / Strike level per 10 units	Call price (HKD) / Call level per 10 units	Expiry date	No. of issue (units)	Listing date
61953	SGA Societe Generale Acceptance N.V.	HSI R Bear CBBC Sep09C	0.2500	15,700 per 15,000 units	14,900 per 15,000 units	2009/09/29	300,000,000	2009/02/12
61955	UBS AG	China Coal R Bull CBBC Nov 2009 A	0.2500	4.0800	4.8800	2009/11/16	200,000,000	2009/02/12
61962	UBS AG	China Coal R Bear CBBC Nov 2009 B	0.2500	8.1800	7.3800	2009/11/16	200,000,000	2009/02/12
61954	UBS AG	Cheung Kong R Bull CBBC Nov 2009 A	0.2550	40.88 per 100 units	48.88 per 100 units	2009/11/16	200,000,000	2009/02/12
61960	UBS AG	Cheung Kong R Bear CBBC Nov 2009 B	0.2500	81.88 per 100 units	73.88 per 100 units	2009/11/16	200,000,000	2009/02/12
61961	UBS AG	Cheung Kong R Bear CBBC Nov 2009 C	0.2500	86.88 per 100 units	78.88 per 100 units	2009/11/16	200,000,000	2009/02/12
61971	UBS AG	China Life R Bull CBBC Oct 2009 A	0.3250	19.8800	20.8800	2009/10/27	300,000,000	2009/02/12
61956	UBS AG	China Shenhua R Bull CBBC Oct 2009 A	0.3550	13.8800	14.8800	2009/10/27	200,000,000	2009/02/12
61957	UBS AG	China Shenhua R Bull CBBC Oct 2009 B	0.2500	15.8800	16.8800	2009/10/27	200,000,000	2009/02/12
61959	UBS AG	A50 China R Bull CBBC Nov 2009 A	0.2500	8.0800	8.8800	2009/11/23	300,000,000	2009/02/12
61965	UBS AG	A50 China R Bear CBBC Nov 2009 B	0.2500	11.1800	10.3800	2009/11/23	300,000,000	2009/02/12
61966	UBS AG	A50 China R Bear CBBC Nov 2009 C	0.2500	11.6800	10.8800	2009/11/23	300,000,000	2009/02/12
61972	UBS AG	HSI R Bull CBBC Nov 2009 Q	0.2500	12,500 per 12,000 units	13,300 per 12,000 units	2009/11/27	500,000,000	2009/02/12
61967	UBS AG	HSI R Bear CBBC Oct 2009 F	0.2500	14,000 per 12,000 units	13,200 per 12,000 units	2009/10/29	500,000,000	2009/02/12
61968	UBS AG	HSI R Bear CBBC Oct 2009 H	0.2500	14,200 per 8,000 units	13,400 per 8,000 units	2009/10/29	500,000,000	2009/02/12
61958	UBS AG	SHK Ppt R Bull CBBC Oct 2009 A	0.2500	40.88 per 100 units	48.88 per 100 units	2009/10/27	200,000,000	2009/02/12
61963	UBS AG	SHK Ppt R Bear CBBC Oct 2009 B	0.2500	81.88 per 100 units	73.88 per 100 units	2009/10/27	200,000,000	2009/02/12
61964	UBS AG	SHK Ppt R Bear CBBC Oct 2009 C	0.2500	76.88 per 100 units	68.88 per 100 units	2009/10/27	200,000,000	2009/02/12
62027	ABN AMRO Bank N.V.	CC Bank R Bear CBBC Aug 2009 B	0.2500	5.6800	4.8800	2009/08/12	80,000,000	2009/02/13
62025	ABN AMRO Bank N.V.	Ch Life R Bull CBBC Aug 2009 A	0.5160	19.0000	20.8000	2009/08/12	80,000,000	2009/02/13
62028	ABN AMRO Bank N.V.	Ch Life R Bear CBBC Aug 2009 B	0.4580	27.6000	25.8000	2009/08/12	80,000,000	2009/02/13
62026	ABN AMRO Bank N.V.	HSI R Bull CBBC Aug 2009 A	0.2500	12,000 per 20,000 units	12,800 per 20,000 units	2009/08/28	250,000,000	2009/02/13
62023	Deutsche Bank AG	CC Bank R Bull CBBC Aug 2009 D	0.2500	2.6800	3.6800	2009/08/03	150,000,000	2009/02/13
62005	Deutsche Bank AG	A50 China R Bull CBBC Aug 2009 B	0.2500	8.3800	9.1800	2009/08/03	150,000,000	2009/02/13
62003	Deutsche Bank AG	HSI R Bull CBBC Sep 2009 G	0.2800	11,700 per 10,000 units	12,500 per 10,000 units	2009/09/29	300,000,000	2009/02/13
62024	Deutsche Bank AG	HSI R Bull CBBC Sep 2009 N	0.2500	12,600 per 15,000 units	13,400 per 15,000 units	2009/09/29	300,000,000	2009/02/13
62007	Deutsche Bank AG	HSI R Bear CBBC Sep 2009 F	0.3300	15,300 per 10,000 units	14,500 per 10,000 units	2009/09/29	300,000,000	2009/02/13
62004	Deutsche Bank AG	HSI R Bear CBBC Nov 2009 A	0.2500	16,700 per 40,000 units	15,700 per 40,000 units	2009/11/27	300,000,000	2009/02/13
61995	HK Bank	HSI R Bull CBBC Jun 2009 F	0.2500	12,000 per 22,000 units	12,800 per 22,000 units	2009/06/29	1,000,000,000	2009/02/13
62014	KBC Fin Products Int'l Ltd.	China Life R Bull CBBC Aug 09C	0.4900	19.0800	19.8800	2009/08/03	188,000,000	2009/02/13
62015	KBC Fin Products Int'l Ltd.	China Life R Bull CBBC Aug 09D	0.4000	20.0800	20.8800	2009/08/10	188,000,000	2009/02/13
62009	KBC Fin Products Int'l Ltd.	HSI R Bull CBBC Jul 2009 P	0.2500	11,300 per 15,000 units	12,100 per 15,000 units	2009/07/30	228,000,000	2009/02/13
62010	KBC Fin Products Int'l Ltd.	HSI R Bull CBBC Aug 2009 N	0.2500	11,500 per 20,000 units	12,300 per 20,000 units	2009/08/28	308,000,000	2009/02/13
62011	KBC Fin Products Int'l Ltd.	HSI R Bull CBBC Aug 2009 O	0.2500	11,100 per 12,000 units	11,900 per 12,000 units	2009/08/28	188,000,000	2009/02/13
62008	KBC Fin Products Int'l Ltd.	HSI R Bull CBBC Sep 2009 T	0.2500	11,700 per 12,000 units	12,500 per 12,000 units	2009/09/29	188,000,000	2009/02/13
62012	KBC Fin Products Int'l Ltd.	HSI R Bull CBBC Sep 2009 U	0.2500	12,500 per 15,000 units	13,300 per 15,000 units	2009/09/29	228,000,000	2009/02/13
62013	KBC Fin Products Int'l Ltd.	HSI R Bull CBBC Sep 2009 V	0.2500	12,700 per 10,000 units	13,500 per 10,000 units	2009/09/29	158,000,000	2009/02/13
62006	KBC Fin Products Int'l Ltd.	HSI R Bear CBBC Aug 2009 P	0.2500	14,400 per 15,000 units	13,600 per 15,000 units	2009/08/28	228,000,000	2009/02/13
62016	KBC Fin Products Int'l Ltd.	SHK Ppt R Bear CBBC Sep 2009 B	0.2500	78 per 100 units	70 per 100 units	2009/09/18	188,000,000	2009/02/13
61996	SGA Societe Generale Acceptance N.V.	BOCL R Bear CBBC Oct09A	0.9900	3 per unit	2.50 per unit	2009/10/30	100,000,000	2009/02/13
61998	SGA Societe Generale Acceptance N.V.	COVS R Bull CBBC Oct09A	0.2500	8.0000	9.0000	2009/10/19	100,000,000	2009/02/13
61997	SGA Societe Generale Acceptance N.V.	CCCC R Bull CBBC Sep09A	0.2500	6.5000	7.5000	2009/09/28	100,000,000	2009/02/13
62002	SGA Societe Generale Acceptance N.V.	CLife R Bull CBBC Aug09B	0.3700	19.5000	21.0000	2009/08/31	100,000,000	2009/02/13

## Newly listed callable bull/bear contracts (continued)

Code	Issuer	Name of issue	Issue prices (HK\$)	Strike price (HKD) / Strike level per 10 units	Call price (HKD) / Call level per 10 units	Expiry date	No. of issue (units)	Listing date
62021	UBS AG	China Mobile R Bull CBBC Oct 2009 A	0.2500	62.88 per 100 units	68.88 per 100 units	2009/10/27	300,000,000	2009/02/13
62000	UBS AG	CCGCL R Bull CBBC Oct 2009 B	0.2500	6.8800	7.8800	2009/10/19	200,000,000	2009/02/13
62020	UBS AG	China Life R Bull CBBC Oct 2009 B	0.2700	20.3800	21.8800	2009/10/27	300,000,000	2009/02/13
62019	UBS AG	HKEEx R Bear CBBC Sep 2009 C	0.3100	96.88 per 100 units	88.88 per 100 units	2009/09/28	300,000,000	2009/02/13
62001	UBS AG	HSCEI R Bear CBBC Sep 2009 B	0.2500	8,400 per 7,000 units	7,700 per 7,000 units	2009/09/29	500,000,000	2009/02/13
62017	UBS AG	HSI R Bull CBBC Nov 2009 S	0.2500	12,100 per 28,000 units	13,100 per 28,000 units	2009/11/27	500,000,000	2009/02/13
62018	UBS AG	HSI R Bull CBBC Nov 2009 T	0.2500	12,200 per 23,000 units	13,200 per 23,000 units	2009/11/27	500,000,000	2009/02/13
61999	UBS AG	HSI R Bear CBBC Nov 2009 R	0.2500	14,500 per 18,000 units	13,500 per 18,000 units	2009/11/27	500,000,000	2009/02/13
62060	ABN AMRO Bank N.V.	HSI R Bull CBBC Jul 2009 X	0.2500	11,800 per 12,000 units	12,600 per 12,000 units	2009/07/30	250,000,000	2009/02/16
62061	ABN AMRO Bank N.V.	HSI R Bull CBBC Jul 2009 Y	0.2510	12,200 per 12,000 units	13,000 per 12,000 units	2009/07/30	250,000,000	2009/02/16
62066	ABN AMRO Bank N.V.	HSI R Bear CBBC Jul 2009 E	0.2500	15,800 per 12,000 units	15,000 per 12,000 units	2009/07/30	250,000,000	2009/02/16
62065	ABN AMRO Bank N.V.	HSI R Bear CBBC Jul 2009 Z	0.2500	15,500 per 12,000 units	14,700 per 12,000 units	2009/07/30	250,000,000	2009/02/16
62062	Deutsche Bank AG	HSI R Bull CBBC Nov 2009 B	0.2500	12,800 per 20,000 units	13,600 per 20,000 units	2009/11/27	300,000,000	2009/02/16
62063	Deutsche Bank AG	ICBC R Bull CBBC Aug 2009 E	0.2500	2.18 per units	3.18 per units	2009/08/03	150,000,000	2009/02/16
62064	Deutsche Bank AG	Petrochina R Bull CBBC Jul 2009 F	0.2500	4.68 per units	5.68 per units	2009/07/27	150,000,000	2009/02/16
62022	HK Bank	A50 R Bull CBBC Jun 2009 E	0.2500	8.08 per units	8.88 per units	2009/06/18	300,000,000	2009/02/16
62057	KBC Fin Products Int'l Ltd.	Ch Mobile R Bull CBBC Oct 09 A	0.3100	60 per units	68 per units	2009/10/05	258,000,000	2009/02/16
62056	KBC Fin Products Int'l Ltd.	China Life R Bull CBBC Jul 09F	0.5400	20.78 per units	22.28 per units	2009/07/06	168,000,000	2009/02/16
62058	KBC Fin Products Int'l Ltd.	HKEEx R Bull CBBC Sep 2009 A	0.2500	57 per units	65 per units	2009/09/10	258,000,000	2009/02/16
62039	KBC Fin Products Int'l Ltd.	HSI R Bull CBBC Sep 2009 W	0.2500	12,800 per 18,000 units	13,600 per 18,000 units	2009/09/29	268,000,000	2009/02/16
62040	KBC Fin Products Int'l Ltd.	HSI R Bull CBBC Oct 2009 H	0.2500	12,000 per 25,000 units	12,800 per 25,000 units	2009/10/29	368,000,000	2009/02/16
62041	KBC Fin Products Int'l Ltd.	HSI R Bull CBBC Oct 2009 I	0.2500	12,400 per 25,000 units	13,200 per 25,000 units	2009/10/29	368,000,000	2009/02/16
62049	KBC Fin Products Int'l Ltd.	HSI R Bear CBBC Jun 2009 Q	0.2900	17,700 per 15,000 units	16,900 per 15,000 units	2009/06/29	228,000,000	2009/02/16
62050	KBC Fin Products Int'l Ltd.	HSI R Bear CBBC Jul 2009 Q	0.2500	17,500 per 18,000 units	16,700 per 18,000 units	2009/07/30	268,000,000	2009/02/16
62051	KBC Fin Products Int'l Ltd.	HSI R Bear CBBC Aug 2009 R	0.2500	15,500 per 18,000 units	14,700 per 18,000 units	2009/08/28	268,000,000	2009/02/16
62052	KBC Fin Products Int'l Ltd.	HSI R Bear CBBC Aug 2009 S	0.2500	17,100 per 25,000 units	16,300 per 25,000 units	2009/08/28	378,000,000	2009/02/16
62053	KBC Fin Products Int'l Ltd.	HSI R Bear CBBC Sep 2009 X	0.2500	15,700 per 20,000 units	14,900 per 20,000 units	2009/09/29	308,000,000	2009/02/16
62054	KBC Fin Products Int'l Ltd.	HSI R Bear CBBC Sep 2009 Y	0.3000	17,300 per 15,000 units	16,500 per 15,000 units	2009/09/29	228,000,000	2009/02/16
62055	KBC Fin Products Int'l Ltd.	HSI R Bear CBBC Sep 2009 Z	0.2700	17,900 per 18,000 units	17,100 per 18,000 units	2009/09/29	268,000,000	2009/02/16
62059	KBC Fin Products Int'l Ltd.	SHK Ppt R Bull CBBC Sep 2009 C	0.2700	52 per units	60 per units	2009/09/07	148,000,000	2009/02/16
62030	SGA Societe Generale Acceptance N.V.	CMob R Bull CBBC Sep09E	0.2500	63 per units	69 per units	2009/09/29	300,000,000	2009/02/16
62031	SGA Societe Generale Acceptance N.V.	CNOOC R Bull CBBC Aug09A	0.2500	5.70 per units	6.70 per units	2009/08/31	200,000,000	2009/02/16
62032	SGA Societe Generale Acceptance N.V.	A50 R Bull CBBC Aug09C	0.2500	8 per units	8.80 per units	2009/08/31	200,000,000	2009/02/16
62029	SGA Societe Generale Acceptance N.V.	PetCh R Bull CBBC Oct09F	0.2500	4.70 per units	5.40 per units	2009/10/05	300,000,000	2009/02/16
62033	SGA Societe Generale Acceptance N.V.	PetCh R Bear CBBC Oct09G	0.2500	7.60 per units	6.90 per units	2009/10/05	300,000,000	2009/02/16
62042	UBS AG	BankComm R Bull CBBC Oct 2009 A	0.2500	3.88 per units	4.88 per units	2009/10/27	200,000,000	2009/02/16
62043	UBS AG	CC Bank R Bull CBBC Oct 2009 A	0.2500	3.08 per units	3.88 per units	2009/10/27	200,000,000	2009/02/16
62044	UBS AG	CNOOC R Bull CBBC Oct 2009 A	0.2500	5.88 per units	6.88 per units	2009/10/27	200,000,000	2009/02/16
62048	UBS AG	A50 China R Bull CBBC Nov 2009 D	0.2500	8.58 per units	9.38 per units	2009/11/23	300,000,000	2009/02/16
62034	UBS AG	HSCEI R Bull CBBC Sep 2009 C	0.2500	6,300 per 7,000 units	7,000 per 7,000 units	2009/09/29	500,000,000	2009/02/16
62035	UBS AG	HSCEI R Bull CBBC Sep 2009 D	0.2500	6,500 per 12,000 units	7,300 per 12,000 units	2009/09/29	500,000,000	2009/02/16
62036	UBS AG	HSCEI R Bull CBBC Sep 2009 E	0.2500	6,800 per 7,000 units	7,500 per 7,000 units	2009/09/29	500,000,000	2009/02/16
62037	UBS AG	HSI R Bear CBBC Oct 2009 J	0.2500	14,500 per 12,000 units	13,700 per 12,000 units	2009/10/29	500,000,000	2009/02/16

## Newly listed callable bull/bear contracts (continued)

Code	Issuer	Name of issue	Issue prices (HK\$)	Strike price (HKD) / Strike level per 10 units	Call price (HKD) / Call level per 10 units	Expiry date	No. of issue (units)	Listing date
62038	UBS AG	HSI R Bear CBBC Oct 2009 K	0.2500	17,000 per 18,000 units	16,000 per 18,000 units	2009/10/29	500,000,000	2009/02/16
62045	UBS AG	ICBC R Bull CBBC Oct 2009 A	0.2500	2.58 per units	3.38 per units	2009/10/27	200,000,000	2009/02/16
62046	UBS AG	Petrochina R Bull CBBC Oct 2009 B	0.2500	4.88 per units	5.88 per units	2009/10/27	300,000,000	2009/02/16
62047	UBS AG	Ping An R Bull CBBC Oct 2009 B	0.2500	25.88 per units	33.88 per units	2009/10/27	200,000,000	2009/02/16
62080	Deutsche Bank AG	CNOOC R Bull CBBC Jul 2009 L	0.2500	6.1800	7.1800	2009/07/13	150,000,000	2009/02/17
62067	HK Bank	HSI R Bear CBBC Aug 2009 H	0.2500	15,400 per 18,000 units	14,600 per 18,000 units	2009/08/28	1,000,000,000	2009/02/17
62068	HK Bank	HSI R Bear CBBC Aug 2009 I	0.2500	15,700 per 20,000 units	14,900 per 20,000 units	2009/08/28	1,000,000,000	2009/02/17
62069	HK Bank	HSI R Bear CBBC Aug 2009 J	0.2500	16,300 per 22,000 units	15,500 per 22,000 units	2009/08/28	1,000,000,000	2009/02/17
62075	KBC Fin Products Int'l Ltd.	HSI R Bull CBBC Sep 2009 M	0.2500	10,900 per 20,000 units	11,700 per 20,000 units	2009/09/29	308,000,000	2009/02/17
62076	KBC Fin Products Int'l Ltd.	HSI R Bull CBBC Oct 2009 J	0.2500	10,500 per 18,000 units	11,300 per 18,000 units	2009/10/29	278,000,000	2009/02/17
62074	SGA Societe Generale Acceptance N.V.	A50 R Bull CBBC Aug09D	0.2500	8.5000	9.3000	2009/08/31	200,000,000	2009/02/17
62078	SGA Societe Generale Acceptance N.V.	A50 R Bear CBBC Aug09E	0.4700	14.0000	13.0000	2009/08/31	200,000,000	2009/02/17
62070	SGA Societe Generale Acceptance N.V.	HSI R Bull CBBC Jul09A	0.2650	12,000 per 8,000 units	12,800 per 8,000 units	2009/07/30	300,000,000	2009/02/17
62071	SGA Societe Generale Acceptance N.V.	HSI R Bull CBBC Jul09F	0.2500	12,400 per 8,000 units	13,200 per 8,000 units	2009/07/30	300,000,000	2009/02/17
62072	SGA Societe Generale Acceptance N.V.	HSI R Bull CBBC Sep09D	0.2500	12,200 per 15,000 units	13,000 per 15,000 units	2009/09/29	300,000,000	2009/02/17
62073	SGA Societe Generale Acceptance N.V.	HSI R Bull CBBC Sep09E	0.2500	12,600 per 12,000 units	13,400 per 12,000 units	2009/09/29	300,000,000	2009/02/17
62079	UBS AG	HSI R Bull CBBC Oct 2009 B	0.2500	12,400 per 18,000 units	13,400 per 18,000 units	2009/10/29	500,000,000	2009/02/17
62077	UBS AG	HSI R Bear CBBC Sep 2009 X	0.2500	14,700 per 8,000 units	13,900 per 8,000 units	2009/09/29	500,000,000	2009/02/17
62084	Deutsche Bank AG	HSI R Bull CBBC Nov 2009 C	0.2800	11,300 per 15,000 units	12,100 per 15,000 units	2009/11/27	300,000,000	2009/02/18
62088	Deutsche Bank AG	HSI R Bear CBBC Nov 2009 D	0.2500	14,600 per 15,000 units	13,800 per 15,000 units	2009/11/27	300,000,000	2009/02/18
62082	KBC Fin Products Int'l Ltd.	Ch Mobile R Bear CBBC Jul 09 E	0.2500	84 per 100 units	78 per 100 units	2009/07/20	258,000,000	2009/02/18
62081	KBC Fin Products Int'l Ltd.	Ch Life R Bear CBBC Sep 2009 D	0.3900	25.9800	24.4800	2009/09/09	168,000,000	2009/02/18
62083	KBC Fin Products Int'l Ltd.	A50 China R Bull CBBC Sep 09 A	0.2500	8.2800	9.0800	2009/09/01	208,000,000	2009/02/18
62087	BNP Paribas Arbit Issu B.V.	HSI R Bull CBBC Oct 2009 I	0.2500	12,400 per 12,000 units	13,200 per 12,000 units	2009/10/29	300,000,000	2009/02/19
62091	BNP Paribas Arbit Issu B.V.	HSI R Bear CBBC Oct 2009 J	0.2500	14,600 per 10,000 units	13,800 per 10,000 units	2009/10/29	300,000,000	2009/02/19
62089	BNP Paribas Arbit Issu B.V.	HSI R Bear CBBC Nov 2009 R	0.2500	14,400 per 12,000 units	13,600 per 12,000 units	2009/11/27	300,000,000	2009/02/19
62097	Deutsche Bank AG	HSI R Bear CBBC Nov 2009 E	0.2500	14,400 per 20,000 units	13,600 per 20,000 units	2009/11/27	300,000,000	2009/02/19
62090	KBC Fin Products Int'l Ltd.	Ch Life R Bear CBBC Sep 2009 E	0.3100	24.2800	23.2800	2009/09/01	168,000,000	2009/02/19
62096	KBC Fin Products Int'l Ltd.	HSI R Bull CBBC Oct 2009 L	0.2500	11,800 per 15,000 units	12,600 per 15,000 units	2009/10/29	228,000,000	2009/02/19
62092	KBC Fin Products Int'l Ltd.	HSI R Bear CBBC Aug 2009 T	0.2500	14,100 per 10,000 units	13,300 per 10,000 units	2009/08/28	168,000,000	2009/02/19
62093	KBC Fin Products Int'l Ltd.	HSI R Bear CBBC Sep 2009 N	0.2500	14,200 per 15,000 units	13,400 per 15,000 units	2009/09/29	228,000,000	2009/02/19
62094	KBC Fin Products Int'l Ltd.	HSI R Bear CBBC Oct 2009 K	0.2500	14,500 per 20,000 units	13,700 per 20,000 units	2009/10/29	308,000,000	2009/02/19
62086	UBS AG	HSI R Bull CBBC Oct 2009 Z	0.2500	12,500 per 12,000 units	13,300 per 12,000 units	2009/10/29	500,000,000	2009/02/19
62085	UBS AG	HSI R Bear CBBC Aug 2009 F	0.2500	14,800 per 23,000 units	13,800 per 23,000 units	2009/08/28	500,000,000	2009/02/19
62095	UBS AG	HSI R Bear CBBC Aug 2009 G	0.2500	14,200 per 8,000 units	13,400 per 8,000 units	2009/08/28	500,000,000	2009/02/19
62112	ABN AMRO Bank N.V.	A50 China R Bull CBBC Jul 2009 B	0.2500	8.30 per units	9.10 per units	2009/07/10	80,000,000	2009/02/20
62101	BNP Paribas Arbit Issu B.V.	HSI R Bull CBBC Dec 2009 R	0.2500	11,600 per 12,000 units	12,400 per 12,000 units	2009/12/30	300,000,000	2009/02/20
62104	BNP Paribas Arbit Issu B.V.	HSI R Bull CBBC Jan 2010 B	0.2500	11,900 per 12,000 units	12,700 per 12,000 units	2010/01/28	300,000,000	2009/02/20
62105	BNP Paribas Arbit Issu B.V.	HSI R Bear CBBC Aug 2009 F	0.2500	15,300 per 12,000 units	14,500 per 12,000 units	2009/08/28	300,000,000	2009/02/20
62111	Deutsche Bank AG	A50 China R Bull CBBC Jul 2009 E	0.2500	8.88 per units	9.68 per units	2009/07/20	150,000,000	2009/02/20
62110	Deutsche Bank AG	HSI R Bull CBBC Nov 2009 F	0.2500	12,400 per 20,000 units	13,200 per 20,000 units	2009/11/27	300,000,000	2009/02/20
62098	HK Bank	A50 R Bull CBBC Aug 2009 A	0.2500	7.58 per units	8.38 per units	2009/08/12	300,000,000	2009/02/20
62102	HK Bank	A50 R Bear CBBC Aug 2009 B	0.2500	12.08 per units	11.28 per units	2009/08/12	300,000,000	2009/02/20

## Newly listed callable bull/bear contracts *(continued)*

Code	Issuer	Name of issue	Issue prices (HK\$)	Strike price (HKD) / Strike level per 10 units	Call price (HKD) / Call level per 10 units	Expiry date	No. of issue (units)	Listing date
62103	HK Bank	A50 R Bear CBBC Aug 2009 C	0.2500	11.18 per units	10.38 per units	2009/08/12	300,000,000	2009/02/20
62106	KBC Fin Products Int'l Ltd.	HSCEI R Bull CBBC Aug 2009 C	0.2500	6,400 per 10,000 units	7,200 per 10,000 units	2009/08/28	108,000,000	2009/02/20
62107	KBC Fin Products Int'l Ltd.	HSCEI R Bear CBBC Sep 2009 B	0.2500	9,900 per 12,000 units	9,100 per 12,000 units	2009/09/29	128,000,000	2009/02/20
62108	KBC Fin Products Int'l Ltd.	HSCEI R Bear CBBC Sep 2009 C	0.2500	10,500 per 15,000 units	9,800 per 15,000 units	2009/09/29	158,000,000	2009/02/20
62109	KBC Fin Products Int'l Ltd.	HSI R Bear CBBC Aug 2009 U	0.2500	14,600 per 12,000 units	13,800 per 12,000 units	2009/08/28	188,000,000	2009/02/20
62099	SGA Societe Generale Acceptance N.V.	CMob R Bear CBBC Sep09F	0.2500	85 per units	79 per units	2009/09/29	300,000,000	2009/02/20
62100	SGA Societe Generale Acceptance N.V.	HKEX R Bear CBBC Sep09I	0.2500	80 per units	73 per units	2009/09/29	300,000,000	2009/02/20
62130	ABN AMRO Bank N.V.	A50 China R Bull CBBC Jul 2009 C	0.2500	9.3000	10.1000	2009/07/10	80,000,000	2009/02/23
62115	BNP Paribas Arbit Issu B.V.	Ch Mob R Bull CBBC Dec 2009 B	0.2500	60 per 100 units	66 per 100 units	2009/12/30	200,000,000	2009/02/23
62119	BNP Paribas Arbit Issu B.V.	Ch Mob R Bear CBBC Dec 2009 C	0.2500	88 per 100 units	80 per 100 units	2009/12/30	200,000,000	2009/02/23
62116	BNP Paribas Arbit Issu B.V.	A50 Ch R Bull CBBC Nov 2009 A	0.2500	8.0800	9.0800	2009/11/27	100,000,000	2009/02/23
62120	BNP Paribas Arbit Issu B.V.	A50 R Bear CBBC Nov 2009 B	0.3000	13.0800	12.0800	2009/11/27	100,000,000	2009/02/23
62129	Deutsche Bank AG	A50 China R Bull CBBC Jul 2009 F	0.2500	9.3800	10.1800	2009/07/20	150,000,000	2009/02/23
62124	KBC Fin Products Int'l Ltd.	A50 China R Bull CBBC Aug 09 B	0.2500	9.0800	9.8800	2009/08/10	208,000,000	2009/02/23
62117	KBC Fin Products Int'l Ltd.	HSI R Bull CBBC Aug 2009 V	0.2500	12,300 per 12,000 units	13,100 per 12,000 units	2009/08/28	180,000,000	2009/02/23
62118	KBC Fin Products Int'l Ltd.	HSI R Bull CBBC Nov 2009 D	0.2500	10,000 per 20,000 units	10,800 per 20,000 units	2009/11/27	308,000,000	2009/02/23
62121	KBC Fin Products Int'l Ltd.	HSI R Bull CBBC Nov 2009 E	0.2500	9,900 per 18,000 units	10,700 per 18,000 units	2009/11/27	278,000,000	2009/02/23
62122	KBC Fin Products Int'l Ltd.	HSI R Bull CBBC Nov 2009 F	0.2500	9,700 per 20,000 units	10,500 per 20,000 units	2009/11/27	308,000,000	2009/02/23
62123	KBC Fin Products Int'l Ltd.	HSI R Bear CBBC Aug 2009 X	0.2500	15,300 per 18,000 units	14,500 per 18,000 units	2009/08/28	278,000,000	2009/02/23
62113	SGA Societe Generale Acceptance N.V.	A50 R Bull CBBC Aug09F	0.2500	9.0000	9.8000	2009/08/31	200,000,000	2009/02/23
62125	UBS AG	China Railway R Bear CBBC Aug 2009 C	0.2500	6.8800	5.8800	2009/08/24	200,000,000	2009/02/23
62128	UBS AG	A50 China R Bull CBBC Nov 2009 E	0.2500	9.0800	9.8800	2009/11/23	300,000,000	2009/02/23
62114	UBS AG	HSCEI R Bull CBBC Aug 2009 J	0.2500	6,800 per 7,000 units	7,500 per 7,000 units	2009/08/28	500,000,000	2009/02/23
62126	UBS AG	HSCEI R Bear CBBC Aug 2009 K	0.2500	8,300 per 12,000 units	7,500 per 12,000 units	2009/08/28	500,000,000	2009/02/23
62127	UBS AG	HSI R Bear CBBC Oct 2009 F	0.2500	14,500 per 18,000 units	13,500 per 18,000 units	2009/10/29	500,000,000	2009/02/23
62146	ABN AMRO Bank N.V.	Ch Life R Bear CBBC Jul 2009 A	0.3470	25.2800	24.0800	2009/07/22	80,000,000	2009/02/24
62145	ABN AMRO Bank N.V.	HSI R Bear CBBC Aug 2009 B	0.2500	14,300 per 15,000 units	13,500 per 15,000 units	2009/08/28	250,000,000	2009/02/24
62136	Deutsche Bank AG	A50 China R Bear CBBC Jul 2009 G	0.2800	12.9800	12.1800	2009/07/20	150,000,000	2009/02/24
62137	Deutsche Bank AG	A50 China R Bear CBBC Jul 2009 H	0.3300	13.4800	12.6800	2009/07/20	150,000,000	2009/02/24
62147	Deutsche Bank AG	HSI R Bear CBBC Nov 2009 G	0.2500	14,000 per 20,000 units	13,200 per 20,000 units	2009/11/27	300,000,000	2009/02/24
62148	Deutsche Bank AG	HSI R Bear CBBC Nov 2009 H	0.2800	14,200 per 15,000 units	13,400 per 15,000 units	2009/11/27	300,000,000	2009/02/24
62134	KBC Fin Products Int'l Ltd.	HSI R Bull CBBC Aug 2009 Y	0.2500	12,100 per 12,000 units	12,900 per 12,000 units	2009/08/28	188,000,000	2009/02/24
62135	KBC Fin Products Int'l Ltd.	HSI R Bull CBBC Oct 2009 M	0.2500	12,200 per 18,000 units	13,000 per 18,000 units	2009/10/29	278,000,000	2009/02/24
62144	KBC Fin Products Int'l Ltd.	HSI R Bear CBBC Aug 2009 Z	0.2500	13,800 per 12,000 units	13,000 per 12,000 units	2009/08/28	188,000,000	2009/02/24
62131	SGA Societe Generale Acceptance N.V.	CLife R Bull CBBC Oct09D	0.3100	20.5000	22.0000	2009/10/27	100,000,000	2009/02/24
62132	SGA Societe Generale Acceptance N.V.	HSBC R Bear CBBC Aug09G	0.2500	70 per 100 units	64 per 100 units	2009/08/24	200,000,000	2009/02/24
62140	UBS AG	China Mobile R Bear CBBC Oct 2009 B	0.2500	80.88 per 100 units	74.88 per 100 units	2009/10/27	300,000,000	2009/02/24
62138	UBS AG	China Life R Bear CBBC Oct 2009 C	0.2800	25.3800	23.8800	2009/10/19	300,000,000	2009/02/24
62139	UBS AG	CM Bank R Bear CBBC Sep 2009 A	0.3550	15.8800	13.8800	2009/09/28	200,000,000	2009/02/24
62141	UBS AG	CNOOC R Bear CBBC Oct 2009 B	0.2500	8.3800	7.3800	2009/10/19	200,000,000	2009/02/24
62142	UBS AG	HKEX R Bear CBBC Sep 2009 D	0.2500	76.88 per 100 units	68.88 per 100 units	2009/09/28	300,000,000	2009/02/24
62133	UBS AG	HSI R Bull CBBC Oct 2009 H	0.2500	12,200 per 8,000 units	13,000 per 8,000 units	2009/10/29	500,000,000	2009/02/24
62143	UBS AG	Petrochina R Bear CBBC Oct 2009 C	0.2500	7.3800	6.3800	2009/10/19	300,000,000	2009/02/24

## Newly listed callable bull/bear contracts (continued)

Code	Issuer	Name of issue	Issue prices (HK\$)	Strike price (HKD) / Strike level per 10 units	Call price (HKD) / Call level per 10 units	Expiry date	No. of issue (units)	Listing date
62162	Deutsche Bank AG	China Mobile R Bear CBBC Jul 2009 R	0.2500	81.68 per 100 units	75.68 per 100 units	2009/07/27	150,000,000	2009/02/25
62161	Deutsche Bank AG	China Life R Bear CBBC Aug 2009 F	0.2600	24.1800	23.1800	2009/08/03	150,000,000	2009/02/25
62166	Deutsche Bank AG	A50 China R Bear CBBC Aug 2009 C	0.2500	10.9800	10.1800	2009/08/03	150,000,000	2009/02/25
62164	Deutsche Bank AG	HkEx R Bear CBBC Jul 2009 R	0.2500	78.18 per 100 units	70.18 per 100 units	2009/07/27	150,000,000	2009/02/25
62165	Deutsche Bank AG	HSBC R Bear CBBC Aug 2009 E	0.2700	68.88 per 100 units	60.88 per 100 units	2009/08/03	150,000,000	2009/02/25
62179	Deutsche Bank AG	HSI R Bull CBBC Nov 2009 J	0.2500	12,000 per 15,000 units	12,800 per 15,000 units	2009/11/27	300,000,000	2009/02/25
62163	Deutsche Bank AG	HSI R Bear CBBC Nov 2009 I	0.2500	13,800 per 15,000 units	13,000 per 15,000 units	2009/11/27	300,000,000	2009/02/25
62149	HK Bank	HSI R Bull CBBC Oct 2009 A	0.2500	10,000 per 28,000 units	10,888 per 28,000 units	2009/10/29	600,000,000	2009/02/25
62150	HK Bank	HSI R Bear CBBC Aug 2009 K	0.2500	14,000 per 18,000 units	13,200 per 18,000 units	2009/08/28	600,000,000	2009/02/25
62151	HK Bank	HSI R Bear CBBC Aug 2009 L	0.2500	14,600 per 22,000 units	13,800 per 22,000 units	2009/08/28	600,000,000	2009/02/25
62155	Macquarie Bank Ltd.	HSI R Bull CBBC Sep 2009 A	0.2500	10,600 per 12,000 units	11,400 per 12,000 units	2009/09/29	150,000,000	2009/02/25
62160	Macquarie Bank Ltd.	HSI R Bear CBBC Sep 2009 B	0.2500	14,600 per 13,500 units	13,800 per 13,500 units	2009/09/29	150,000,000	2009/02/25
62167	UBS AG	BankComm R Bear CBBC Oct 2009 B	0.2500	6.3800	5.3800	2009/10/27	200,000,000	2009/02/25
62168	UBS AG	Cheung Kong R Bull CBBC Nov 2009 D	0.2500	58.88 per 100 units	58.88 per 100 units	2009/11/16	200,000,000	2009/02/25
62175	UBS AG	Cheung Kong R Bear CBBC Nov 2009 E	0.2500	76.88 per 100 units	68.88 per 100 units	2009/11/16	200,000,000	2009/02/25
62169	UBS AG	China Life R Bear CBBC Oct 2009 D	0.2500	24.3800	22.8800	2009/10/19	300,000,000	2009/02/25
62170	UBS AG	CM Bank R Bear CBBC Sep 2009 B	0.2950	14.8800	12.8800	2009/09/28	200,000,000	2009/02/25
62171	UBS AG	Sinopec Corp R Bear CBBC Oct 2009 A	0.2500	5.3800	4.3800	2009/10/27	200,000,000	2009/02/25
62176	UBS AG	A50 China R Bear CBBC Nov 2009 F	0.2500	10.6800	9.8800	2009/11/23	300,000,000	2009/02/25
62177	UBS AG	A50 China R Bear CBBC Nov 2009 G	0.2500	11.1800	10.3800	2009/11/23	300,000,000	2009/02/25
62172	UBS AG	HS Bank R Bear CBBC Sep 2009 A	0.2500	98.88 per 100 units	88.88 per 100 units	2009/09/28	200,000,000	2009/02/25
62173	UBS AG	HSBC R Bear CBBC Sep 2009 D	0.2500	66.88 per 100 units	58.88 per 100 units	2009/09/28	300,000,000	2009/02/25
62174	UBS AG	HSBC R Bear CBBC Sep 2009 E	0.2500	69.38 per 100 units	61.38 per 100 units	2009/09/28	300,000,000	2009/02/25
62154	UBS AG	HSCEI R Bear CBBC Aug 2009 L	0.2500	7,900 per 7,000 units	7,200 per 7,000 units	2009/08/28	300,000,000	2009/02/25
62152	UBS AG	HSI R Bull CBBC Oct 2009 B	0.2500	12,000 per 12,000 units	12,800 per 12,000 units	2009/10/29	500,000,000	2009/02/25
62153	UBS AG	HSI R Bull CBBC Nov 2009 U	0.2500	11,900 per 18,000 units	12,900 per 18,000 units	2009/11/27	500,000,000	2009/02/25
62178	UBS AG	HSI R Bear CBBC Oct 2009 A	0.2500	13,700 per 8,000 units	12,900 per 8,000 units	2009/10/29	500,000,000	2009/02/25
62156	UBS AG	HSI R Bear CBBC Oct 2009 L	0.2500	14,000 per 18,000 units	13,000 per 18,000 units	2009/10/29	500,000,000	2009/02/25
62157	UBS AG	HSI R Bear CBBC Nov 2009 V	0.2500	14,000 per 12,000 units	13,200 per 12,000 units	2009/11/27	500,000,000	2009/02/25
62158	UBS AG	HSI R Bear CBBC Nov 2009 W	0.2500	14,600 per 28,000 units	13,600 per 28,000 units	2009/11/27	500,000,000	2009/02/25
62159	UBS AG	HSI R Bear CBBC Nov 2009 X	0.2500	14,700 per 38,000 units	13,700 per 38,000 units	2009/11/27	500,000,000	2009/02/25
60606*	UBS AG	HSI R Bull CBBC Jul 2009 D	0.1070	11,500 per 12,000 units	12,300 per 12,000 units	2009/07/30	1,000,000,000	2009/02/25
62202	ABN AMRO Bank N.V.	A50 China R Bear CBBC Jul 2009 D	0.2500	11.1800	10.3800	2009/07/10	100,000,000	2009/02/26
62203	ABN AMRO Bank N.V.	HSI R Bear CBBC Aug 2009 C	0.2500	14,500 per 15,000 units	13,700 per 15,000 units	2009/08/28	250,000,000	2009/02/26
62200	Barclays Bank plc	HSI Bull CBBC Jul 2009 A	0.1590	11,200 per 12,000 units	12,000 per 12,000 units	2009/07/30	500,000,000	2009/02/26
62180	SGA Societe Generale Acceptance N.V.	CCB R Bear CBBC Oct09A	0.2500	4.8000	4.2000	2009/10/12	200,000,000	2009/02/26
62201	UBS AG	China Life R Bull CBBC Oct 2009 E	0.2500	20.3800	21.8800	2009/10/19	300,000,000	2009/02/26
62181	UBS AG	HSCEI R Bull CBBC Mar 2010 N	0.5600	3,300 per 7,000 units	4,000 per 7,000 units	2010/03/30	300,000,000	2009/02/26
62182	UBS AG	HSCEI R Bull CBBC Mar 2010 O	0.3100	3,500 per 12,000 units	4,300 per 12,000 units	2010/03/30	300,000,000	2009/02/26
62183	UBS AG	HSCEI R Bull CBBC Mar 2010 P	0.4900	3,800 per 7,000 units	4,500 per 7,000 units	2010/03/30	300,000,000	2009/02/26
62184	UBS AG	HSCEI R Bull CBBC Mar 2010 Q	0.2500	5,800 per 7,000 units	6,500 per 7,000 units	2010/03/30	300,000,000	2009/02/26
62185	UBS AG	HSI R Bear CBBC Mar 2010 J	0.4600	18,500 per 12,000 units	17,700 per 12,000 units	2010/03/30	500,000,000	2009/02/26
62186	UBS AG	HSI R Bear CBBC Mar 2010 K	0.7200	18,700 per 8,000 units	17,900 per 8,000 units	2010/03/30	500,000,000	2009/02/26



## Newly listed callable bull/bear contracts (continued)

Code	Issuer	Name of issue	Issue prices (HK\$)	Strike price (HKD) / Strike level per 10 units	Call price (HKD) / Call level per 10 units	Expiry date	No. of issue (units)	Listing date
62187	UBS AG	HSI R Bear CBBC Mar 2010 L	0.5000	19,000 per 12,000 units	18,200 per 12,000 units	2010/03/30	500,000,000	2009/02/26
62188	UBS AG	HSI R Bear CBBC Mar 2010 M	0.7800	19,200 per 8,000 units	18,400 per 8,000 units	2010/03/30	500,000,000	2009/02/26
62189	UBS AG	HSI R Bear CBBC Mar 2010 N	0.3650	19,500 per 18,000 units	18,500 per 18,000 units	2010/03/30	500,000,000	2009/02/26
62190	UBS AG	HSI R Bear CBBC Mar 2010 O	0.8400	19,700 per 8,000 units	18,900 per 8,000 units	2010/03/30	500,000,000	2009/02/26
62191	UBS AG	HSI R Bear CBBC Mar 2010 P	0.3000	19,800 per 23,000 units	18,800 per 23,000 units	2010/03/30	500,000,000	2009/02/26
62192	UBS AG	HSI R Bear CBBC Mar 2010 Q	0.3900	20,000 per 18,000 units	19,000 per 18,000 units	2010/03/30	500,000,000	2009/02/26
62193	UBS AG	HSI R Bear CBBC Mar 2010 R	0.3200	20,300 per 23,000 units	19,300 per 23,000 units	2010/03/30	500,000,000	2009/02/26
62194	UBS AG	HSI R Bear CBBC Mar 2010 S	0.4200	20,500 per 18,000 units	19,500 per 18,000 units	2010/03/30	500,000,000	2009/02/26
62195	UBS AG	HSI R Bear CBBC Mar 2010 T	0.9700	20,700 per 8,000 units	19,900 per 8,000 units	2010/03/30	500,000,000	2009/02/26
62196	UBS AG	HSI R Bear CBBC Mar 2010 U	0.3850	21,800 per 23,000 units	20,800 per 23,000 units	2010/03/30	500,000,000	2009/02/26
62197	UBS AG	HSI R Bear CBBC Mar 2010 V	1.1500	22,200 per 8,000 units	21,400 per 8,000 units	2010/03/30	500,000,000	2009/02/26
62198	UBS AG	HSI R Bear CBBC Mar 2010 W	0.5300	22,500 per 18,000 units	21,500 per 18,000 units	2010/03/30	500,000,000	2009/02/26
62199	UBS AG	HSI R Bear CBBC Mar 2010 X	0.4300	22,800 per 23,000 units	21,800 per 23,000 units	2010/03/30	500,000,000	2009/02/26
62213	ABN AMRO Bank N.V.	Ch Life R Bull CBBC Jul 2009 B	0.4370	18.1000	19.3000	2009/07/10	80,000,000	2009/02/27
62212	ABN AMRO Bank N.V.	DJIA R Bull CBBC Sep 2009 A	0.7380	5,900 per 20,000 units	6,400 per 20,000 units	2009/09/18	80,000,000	2009/02/27
62216	ABN AMRO Bank N.V.	DJIA R Bear CBBC Sep 2009 B	0.3190	8,000 per 20,000 units	7,500 per 20,000 units	2009/09/18	80,000,000	2009/02/27
62214	ABN AMRO Bank N.V.	HSI R Bear CBBC Aug 2009 D	0.2500	14,000 per 15,000 units	13,200 per 15,000 units	2009/08/28	250,000,000	2009/02/27
62215	ABN AMRO Bank N.V.	Nikkei 225 R Bear CBBC Sep 2009 A	0.2500	9,200 per 1,000 units	8,600 per 1,000 units	2009/09/11	80,000,000	2009/02/27
62211	Deutsche Bank AG	HSBC R Bull CBBC Aug 2009 F	0.2500	32.88 per 100 units	40.88 per 100 units	2009/08/03	150,000,000	2009/02/27
62205	Deutsche Bank AG	HSI R Bear CBBC Nov 2009 K	0.2500	13,600 per 15,000 units	12,800 per 15,000 units	2009/11/27	300,000,000	2009/02/27
62208	KBC Fin Products Int'l Ltd.	Ch Mobile R Bear CBBC Sep 09 A	0.2500	79.88 per 100 units	73.88 per 100 units	2009/09/01	258,000,000	2009/02/27
62209	KBC Fin Products Int'l Ltd.	HSBC R Bear CBBC Sep 2009 E	0.2500	64.88 per 100 units	56.88 per 100 units	2009/09/09	138,000,000	2009/02/27
62204	KBC Fin Products Int'l Ltd.	HSI R Bear CBBC Aug 2009 W	0.2500	13,600 per 10,000 units	12,800 per 10,000 units	2009/08/28	158,000,000	2009/02/27
62206	CC Rabobank B.A.	HSI R Bull CBBC Sep 2009 A	0.2500	11,700 per 10,000 units	12,200 per 10,000 units	2009/09/29	108,000,000	2009/02/27
62207	CC Rabobank B.A.	HSI R Bull CBBC Oct 2009 A	0.3500	10,400 per 10,000 units	11,200 per 10,000 units	2009/10/29	108,000,000	2009/02/27
62210	CC Rabobank B.A.	HSI R Bear CBBC Sep 2009 B	0.3300	14,800 per 11,000 units	14,000 per 11,000 units	2009/09/29	108,000,000	2009/02/27
62234	BNP Paribas Arbit Issu B.V.	CC Bank R Bear CBBC Oct 2009 A	0.2500	5.2000	4.4000	2009/10/30	100,000,000	2009/03/02
62238	BNP Paribas Arbit Issu B.V.	A50 Ch R Bull CBBC Oct 2009 C	0.2900	7.0800	8.0800	2009/10/19	100,000,000	2009/03/02
62242	BNP Paribas Arbit Issu B.V.	A50 R Bear CBBC Oct 2009 D	0.2500	12.0800	11.0800	2009/10/19	100,000,000	2009/03/02
62235	BNP Paribas Arbit Issu B.V.	HKEx R Bull CBBC Oct 2009 C	0.2500	40 per 100 units	48 per 100 units	2009/10/30	100,000,000	2009/03/02
62239	BNP Paribas Arbit Issu B.V.	HKEx R Bear CBBC Oct 2009 D	0.2800	92 per 100 units	84 per 100 units	2009/10/30	100,000,000	2009/03/02
62236	BNP Paribas Arbit Issu B.V.	HSBC R Bull CBBC Sep 2009 F	0.2500	40 per 100 units	46 per 100 units	2009/09/30	200,000,000	2009/03/02
62237	BNP Paribas Arbit Issu B.V.	HSBC R Bull CBBC Sep 2009 G	0.2500	45 per 100 units	51 per 100 units	2009/09/30	200,000,000	2009/03/02
62240	BNP Paribas Arbit Issu B.V.	HSBC R Bear CBBC Sep 2009 H	0.2500	67 per 100 units	61 per 100 units	2009/09/30	200,000,000	2009/03/02
62241	BNP Paribas Arbit Issu B.V.	HSBC R Bear CBBC Sep 2009 I	0.2500	70 per 100 units	64 per 100 units	2009/09/30	200,000,000	2009/03/02
62224	BNP Paribas Arbit Issu B.V.	HSI R Bull CBBC Jan 2010 C	0.2500	11,800 per 10,000 units	12,600 per 10,000 units	2010/01/28	300,000,000	2009/03/02
62225	BNP Paribas Arbit Issu B.V.	HSI R Bull CBBC Jan 2010 D	0.2500	12,000 per 12,000 units	12,800 per 12,000 units	2010/01/28	300,000,000	2009/03/02
62227	BNP Paribas Arbit Issu B.V.	HSI R Bull CBBC Feb 2010 A	0.2900	9,000 per 14,000 units	9,800 per 14,000 units	2010/02/25	400,000,000	2009/03/02
62228	BNP Paribas Arbit Issu B.V.	HSI R Bull CBBC Feb 2010 B	0.3200	9,800 per 10,000 units	10,600 per 10,000 units	2010/02/25	300,000,000	2009/03/02
62229	BNP Paribas Arbit Issu B.V.	HSI R Bull CBBC Mar 2010 A	0.3200	9,200 per 12,000 units	10,000 per 12,000 units	2010/03/30	300,000,000	2009/03/02
62230	BNP Paribas Arbit Issu B.V.	HSI R Bear CBBC Sep 2009 S	0.2500	14,100 per 10,000 units	13,300 per 10,000 units	2009/09/29	300,000,000	2009/03/02
62231	BNP Paribas Arbit Issu B.V.	HSI R Bear CBBC Sep 2009 T	0.2500	14,300 per 20,000 units	13,500 per 20,000 units	2009/09/29	400,000,000	2009/03/02
62232	BNP Paribas Arbit Issu B.V.	HSI R Bear CBBC Sep 2009 U	0.2500	15,000 per 10,000 units	14,200 per 10,000 units	2009/09/29	300,000,000	2009/03/02

## Newly listed callable bull/bear contracts (continued)

Code	Issuer	Name of issue	Issue prices (HK\$)	Strike price (HKD) / Strike level per 10 units	Call price (HKD) / Call level per 10 units	Expiry date	No. of issue (units)	Listing date
62233	BNP Paribas Arbit Issu B.V.	HSI R Bear CBBC Oct 2009 K	0.2500	15,900 per 14,000 units	15,100 per 14,000 units	2009/10/29	400,000,000	2009/03/02
62257	Deutsche Bank AG	HSI R Bear CBBC Nov 2009 L	0.2500	14,900 per 15,000 units	14,100 per 15,000 units	2009/11/27	300,000,000	2009/03/02
62255	KBC Fin Products Int'l Ltd.	Ch Mobile R Bull CBBC Sep 09 B	0.2500	60.88 per 100 units	66.88 per 100 units	2009/09/21	258,000,000	2009/03/02
62254	KBC Fin Products Int'l Ltd.	China Life R Bull CBBC Oct 09A	0.2900	21.3800	21.6800	2009/10/05	168,000,000	2009/03/02
62256	KBC Fin Products Int'l Ltd.	A50 China R Bull CBBC Aug 09 C	0.2500	8.8800	9.6800	2009/08/18	208,000,000	2009/03/02
62249	KBC Fin Products Int'l Ltd.	HSI R Bull CBBC Aug 2009 V	0.2500	12,300 per 10,000 units	13,100 per 10,000 units	2009/08/28	158,000,000	2009/03/02
62250	KBC Fin Products Int'l Ltd.	HSI R Bull CBBC Sep 2009 V	0.2500	12,000 per 15,000 units	12,800 per 15,000 units	2009/09/29	228,000,000	2009/03/02
62248	KBC Fin Products Int'l Ltd.	HSI R Bull CBBC Oct 2009 N	0.2500	11,900 per 20,000 units	12,700 per 20,000 units	2009/10/29	308,000,000	2009/03/02
62252	KBC Fin Products Int'l Ltd.	HSI R Bear CBBC Oct 2009 O	0.2500	16,400 per 18,000 units	15,600 per 18,000 units	2009/10/29	278,000,000	2009/03/02
62253	KBC Fin Products Int'l Ltd.	HSI R Bear CBBC Oct 2009 P	0.2500	16,700 per 25,000 units	15,900 per 25,000 units	2009/10/29	378,000,000	2009/03/02
62251	KBC Fin Products Int'l Ltd.	HSI R Bear CBBC Nov 2009 G	0.4000	17,200 per 12,000 units	16,400 per 12,000 units	2009/11/27	188,000,000	2009/03/02
62217	SGA Societe Generale Acceptance N.V.	CLife R Bear CBBC Oct09E	0.2600	24.5000	23.5000	2009/10/19	100,000,000	2009/03/02
62223	SGA Societe Generale Acceptance N.V.	A50 R Bull CBBC Aug09G	0.2500	8.8000	9.6000	2009/08/31	200,000,000	2009/03/02
62222	SGA Societe Generale Acceptance N.V.	HSBC R Bull CBBC Oct09C	0.2500	47 per 100 units	53 per 100 units	2009/10/23	200,000,000	2009/03/02
62226	SGA Societe Generale Acceptance N.V.	HSBC R Bear CBBC Oct09D	0.2500	66 per 100 units	60 per 100 units	2009/10/23	200,000,000	2009/03/02
62219	SGA Societe Generale Acceptance N.V.	HSI R Bear CBBC Aug09C	0.2500	14,300 per 12,000 units	13,500 per 12,000 units	2009/08/28	300,000,000	2009/03/02
62218	SGA Societe Generale Acceptance N.V.	HSI R Bear CBBC Aug09X	0.2500	13,900 per 8,000 units	13,100 per 8,000 units	2009/08/28	300,000,000	2009/03/02
62220	SGA Societe Generale Acceptance N.V.	HSI R Bear CBBC Sep09F	0.2500	14,100 per 15,000 units	13,300 per 15,000 units	2009/09/29	300,000,000	2009/03/02
62221	SGA Societe Generale Acceptance N.V.	HSI R Bear CBBC Sep09G	0.2500	14,500 per 15,000 units	13,700 per 15,000 units	2009/09/29	300,000,000	2009/03/02
62244	UBS AG	China Life R Bull CBBC Oct 2009 F	1.2300	10.3800	11.8800	2009/10/19	300,000,000	2009/03/02
62245	UBS AG	China Shenhua R Bear CBBC Oct 2009 C	0.4150	20.8800	18.8800	2009/10/27	200,000,000	2009/03/02
62247	UBS AG	A50 China R Bull CBBC Nov 2009 H	0.2500	9.0800	9.8800	2009/11/23	300,000,000	2009/03/02
62243	UBS AG	HSBC R Bull CBBC Sep 2009 F	0.2500	45.88 per 100 units	53.88 per 100 units	2009/09/28	300,000,000	2009/03/02
62246	UBS AG	HSBC R Bear CBBC Sep 2009 G	0.2500	64.38 per 100 units	56.38 per 100 units	2009/09/28	300,000,000	2009/03/02
62267	UBS AG	China Mobile R Bull CBBC Dec 2009 E	0.3000	38.88 per 100 units	44.88 per 100 units	2009/12/21	300,000,000	2009/03/03
62261	UBS AG	China Life R Bull CBBC Oct 2009 G	0.7900	14.3800	15.8800	2009/10/19	300,000,000	2009/03/03
62262	UBS AG	China Life R Bull CBBC Oct 2009 H	0.6900	15.3800	16.8800	2009/10/19	300,000,000	2009/03/03
62263	UBS AG	China Life R Bull CBBC Oct 2009 I	0.5900	16.3800	17.8800	2009/10/19	300,000,000	2009/03/03
62264	UBS AG	China Life R Bull CBBC Nov 2009 A	1.0900	11.3800	12.8800	2009/11/16	300,000,000	2009/03/03
62265	UBS AG	China Life R Bull CBBC Nov 2009 B	0.9900	12.3800	13.8800	2009/11/16	300,000,000	2009/03/03
62266	UBS AG	China Life R Bull CBBC Nov 2009 C	0.8900	13.3800	14.8800	2009/11/16	300,000,000	2009/03/03
62273	UBS AG	China Life R Bear CBBC Oct 2009 J	0.6200	28.3800	26.8800	2009/10/19	300,000,000	2009/03/03
62274	UBS AG	China Life R Bear CBBC Oct 2009 K	0.7200	29.3800	27.8800	2009/10/19	300,000,000	2009/03/03
62275	UBS AG	China Life R Bear CBBC Oct 2009 L	0.8200	30.3800	28.8800	2009/10/19	300,000,000	2009/03/03
62276	UBS AG	China Life R Bear CBBC Nov 2009 D	0.9200	31.3800	29.8800	2009/11/16	300,000,000	2009/03/03
62277	UBS AG	China Life R Bear CBBC Nov 2009 E	1.0200	32.3800	30.8800	2009/11/16	300,000,000	2009/03/03
62271	UBS AG	A50 China R Bull CBBC Dec 2009 B	0.4700	5.0800	5.8800	2009/12/21	300,000,000	2009/03/03
62272	UBS AG	A50 China R Bull CBBC Dec 2009 C	0.4200	5.5800	6.3800	2009/12/21	300,000,000	2009/03/03
62278	UBS AG	A50 China R Bear CBBC Dec 2009 D	0.2500	12.1800	11.3800	2009/12/28	300,000,000	2009/03/03
62279	UBS AG	A50 China R Bear CBBC Dec 2009 E	0.2950	12.6800	11.8800	2009/12/28	300,000,000	2009/03/03
62280	UBS AG	A50 China R Bear CBBC Dec 2009 F	0.3450	13.1800	12.3800	2009/12/28	300,000,000	2009/03/03
62281	UBS AG	A50 China R Bear CBBC Dec 2009 G	0.4450	14.1800	13.3800	2009/12/28	300,000,000	2009/03/03
62282	UBS AG	A50 China R Bear CBBC Dec 2009 H	0.4950	14.6800	13.8800	2009/12/28	300,000,000	2009/03/03

## Newly listed callable bull/bear contracts (continued)

Code	Issuer	Name of issue	Issue prices (HK\$)	Strike price (HKD) / Strike level per 10 units	Call price (HKD) / Call level per 10 units	Expiry date	No. of issue (units)	Listing date
62268	UBS AG	HS Bank R Bull CBBC Dec 2009 A	0.3550	48.88 per 100 units	58.88 per 100 units	2009/12/28	200,000,000	2009/03/03
62269	UBS AG	HS Bank R Bull CBBC Dec 2009 B	0.2550	58.88 per 100 units	68.88 per 100 units	2009/12/28	200,000,000	2009/03/03
62270	UBS AG	HS Bank R Bull CBBC Dec 2009 C	0.2500	68.88 per 100 units	78.88 per 100 units	2009/12/28	200,000,000	2009/03/03
62258	UBS AG	HSCEI R Bull CBBC Sep 2009 F	0.2500	6.300 per 7,000 units	7.000 per 7,000 units	2009/09/29	300,000,000	2009/03/03
62259	UBS AG	HSI R Bear CBBC Oct 2009 R	0.2500	14,300 per 23,000 units	13,300 per 23,000 units	2009/10/29	500,000,000	2009/03/03
62260	UBS AG	HSI R Bear CBBC Oct 2009 Z	0.2500	14,100 per 28,000 units	13,100 per 28,000 units	2009/10/29	500,000,000	2009/03/03
62286	UBS AG	HSBC R Bull CBBC Dec 2009 A	0.2500	40.88 per 100 units	48.88 per 100 units	2009/12/28	300,000,000	2009/03/04
62283	UBS AG	HSCEI R Bear CBBC Aug 2009 M	0.2500	7.900 per 7,000 units	7.200 per 7,000 units	2009/08/28	300,000,000	2009/03/04
62287	UBS AG	HSI R Bull CBBC Sep 2009 W	0.2500	12,200 per 8,000 units	13,000 per 8,000 units	2009/09/29	500,000,000	2009/03/04
62288	UBS AG	HSI R Bull CBBC Oct 2009 L	0.2500	11,900 per 18,000 units	12,900 per 18,000 units	2009/10/29	500,000,000	2009/03/04
62284	UBS AG	HSI R Bear CBBC Oct 2009 A	0.2500	13,700 per 8,000 units	12,900 per 8,000 units	2009/10/29	500,000,000	2009/03/04
62285	UBS AG	HSI R Bear CBBC Oct 2009 H	0.2500	14,000 per 18,000 units	13,000 per 18,000 units	2009/10/29	500,000,000	2009/03/04
62294	ABN AMRO Bank N.V.	HSI R Bull CBBC Aug 2009 E	0.2500	11,100 per 15,000 units	11,900 per 15,000 units	2009/08/28	250,000,000	2009/03/05
62298	ABN AMRO Bank N.V.	HSI R Bear CBBC Aug 2009 F	0.2500	14,700 per 15,000 units	13,900 per 15,000 units	2009/08/28	250,000,000	2009/03/05
62292	Deutsche Bank AG	HSI R Bear CBBC Oct 2009 Z	0.4000	14,700 per 10,000 units	13,900 per 10,000 units	2009/10/29	300,000,000	2009/03/05
62293	Deutsche Bank AG	HSI R Bear CBBC Nov 2009 M	0.2500	13,800 per 15,000 units	13,000 per 15,000 units	2009/11/27	300,000,000	2009/03/05
62291	KBC Fin Products Int'l Ltd.	HSBC R Bull CBBC Oct 2009 A	0.2500	51 per 100 units	57 per 100 units	2009/10/02	138,000,000	2009/03/05
62290	KBC Fin Products Int'l Ltd.	HSI R Bull CBBC Sep 2009 U	0.2500	12,100 per 15,000 units	12,900 per 15,000 units	2009/09/29	228,000,000	2009/03/05
62289	UBS AG	HSI R Bull CBBC Oct 2009 B	0.2500	12,000 per 12,000 units	12,800 per 12,000 units	2009/10/29	500,000,000	2009/03/05
60334 <sup>†</sup>	UBS AG	HSI R Bull CBBC Jul 2009 K	0.0350	10,800 per 38,000 units	11,800 per 38,000 units	2009/07/30	1,000,000,000	2009/03/05
62306	Deutsche Bank AG	A50 China R Bear CBBC Aug 2009 D	0.2500	10.4800	9.6800	2009/08/03	150,000,000	2009/03/06
62304	Deutsche Bank AG	HSI R Bull CBBC Sep 2009 C	0.2500	11,800 per 15,000 units	12,300 per 15,000 units	2009/09/29	300,000,000	2009/03/06
62303	Deutsche Bank AG	HSI R Bull CBBC Sep 2009 E	0.2800	11,500 per 15,000 units	12,000 per 15,000 units	2009/09/29	300,000,000	2009/03/06
62307	Deutsche Bank AG	HSI R Bear CBBC Sep 2009 D	0.2800	14,200 per 15,000 units	13,700 per 15,000 units	2009/09/29	300,000,000	2009/03/06
62308	Deutsche Bank AG	HSI R Bear CBBC Sep 2009 H	0.3000	14,500 per 15,000 units	14,000 per 15,000 units	2009/09/29	300,000,000	2009/03/06
62305	Deutsche Bank AG	ICBC R Bear CBBC Aug 2009 F	0.2500	5.1800	4.1800	2009/08/03	150,000,000	2009/03/06
62302	KBC Fin Products Int'l Ltd.	HSI R Bear CBBC Sep 2009 W	0.2500	13,700 per 15,000 units	12,900 per 15,000 units	2009/09/29	228,000,000	2009/03/06
62295	SGA Societe Generale Acceptance N.V.	CMob R Bear CBBC Sep09G	0.2500	81 per 100 units	75 per 100 units	2009/09/29	200,000,000	2009/03/06
62296	SGA Societe Generale Acceptance N.V.	CNOOC R Bear CBBC Aug09B	0.2500	8.4800	7.4800	2009/08/31	200,000,000	2009/03/06
62297	UBS AG	China Coal R Bull CBBC Nov 2009 C	0.2500	2.5800	3.3800	2009/11/16	200,000,000	2009/03/06
62299	UBS AG	HSBC R Bull CBBC Sep 2009 H	0.2500	48.38 per 100 units	56.38 per 100 units	2009/09/28	300,000,000	2009/03/06
62301	UBS AG	HSI R Bull CBBC Nov 2009 Y	0.2500	11,700 per 23,000 units	12,700 per 23,000 units	2009/11/27	500,000,000	2009/03/06
62300	UBS AG	Ping An R Bull CBBC Oct 2009 C	0.2500	25.88 per 100 units	33.88 per 100 units	2009/10/27	200,000,000	2009/03/06
62338	ABN AMRO Bank N.V.	A50 China R Bear CBBC Jul 2009 E	0.2500	10.6000	9.8000	2009/07/10	100,000,000	2009/03/09
62339	ABN AMRO Bank N.V.	HSCEI R Bear CBBC Sep 2009 A	0.2500	8,000 per 12,000 units	7,200 per 12,000 units	2009/09/29	250,000,000	2009/03/09
62337	ABN AMRO Bank N.V.	HSI R Bull CBBC Aug 2009 G	0.2500	10,900 per 15,000 units	11,700 per 15,000 units	2009/08/28	250,000,000	2009/03/09
62340	ABN AMRO Bank N.V.	HSI R Bear CBBC Aug 2009 H	0.2500	13,600 per 15,000 units	12,800 per 15,000 units	2009/08/28	250,000,000	2009/03/09
62341	Deutsche Bank AG	China Life R Bear CBBC Aug 2009 H	0.3000	23.1800	22.1800	2009/08/03	150,000,000	2009/03/09
62329	Deutsche Bank AG	HKEEx R Bear CBBC Jul 2009 S	0.2500	72.18 per 100 units	65.18 per 100 units	2009/07/27	150,000,000	2009/03/09
62342	Deutsche Bank AG	HSI R Bull CBBC Sep 2009 I	0.3500	10,600 per 12,000 units	11,100 per 12,000 units	2009/09/29	300,000,000	2009/03/09
62343	Deutsche Bank AG	HSI R Bull CBBC Sep 2009 J	0.2500	11,000 per 12,000 units	11,500 per 12,000 units	2009/09/29	300,000,000	2009/03/09
62344	Deutsche Bank AG	HSI R Bull CBBC Nov 2009 N	0.3500	10,200 per 15,000 units	11,000 per 15,000 units	2009/11/27	300,000,000	2009/03/09
62345	Deutsche Bank AG	HSI R Bear CBBC Sep 2009 A	0.2800	13,000 per 12,000 units	12,500 per 12,000 units	2009/09/29	300,000,000	2009/03/09

## Newly listed callable bull/bear contracts (continued)

Code	Issuer	Name of issue	Issue prices (HK\$)	Strike price (HKD) / Strike level per 10 units	Call price (HKD) / Call level per 10 units	Expiry date	No. of issue (units)	Listing date
62346	Deutsche Bank AG	HSI R Bear CBBC Sep 2009 B	0.3100	13,400 per 12,000 units	12,900 per 12,000 units	2009/09/29	300,000,000	2009/03/09
62347	Deutsche Bank AG	HSI R Bear CBBC Nov 2009 O	0.2800	13,200 per 15,000 units	12,400 per 15,000 units	2009/11/27	300,000,000	2009/03/09
62348	Deutsche Bank AG	HSI R Bear CBBC Nov 2009 P	0.3000	13,600 per 15,000 units	12,800 per 15,000 units	2009/11/27	300,000,000	2009/03/09
62334	KBC Fin Products Int'l Ltd.	Ch Life R Bear CBBC Aug 2009 E	0.3900	24.0000	23.0000	2009/08/18	168,000,000	2009/03/09
62336	KBC Fin Products Int'l Ltd.	A50 China R Bull CBBC Aug 09 D	0.2500	8.1800	8.8800	2009/08/18	208,000,000	2009/03/09
62335	KBC Fin Products Int'l Ltd.	HKEx R Bear CBBC Sep 2009 B	0.2500	70 per 100 units	62 per 100 units	2009/09/15	328,000,000	2009/03/09
62321	KBC Fin Products Int'l Ltd.	HSI R Bull CBBC Sep 2009 O	0.2500	11,700 per 15,000 units	12,500 per 15,000 units	2009/09/29	228,000,000	2009/03/09
62322	KBC Fin Products Int'l Ltd.	HSI R Bear CBBC Aug 2009 Y	0.2500	13,300 per 12,000 units	12,500 per 12,000 units	2009/08/28	188,000,000	2009/03/09
62323	KBC Fin Products Int'l Ltd.	HSI R Bear CBBC Aug 2009 Z	0.2500	13,900 per 15,000 units	13,100 per 15,000 units	2009/08/28	228,000,000	2009/03/09
62324	KBC Fin Products Int'l Ltd.	HSI R Bear CBBC Sep 2009 T	0.2500	13,500 per 18,000 units	12,700 per 18,000 units	2009/09/29	278,000,000	2009/03/09
62325	KBC Fin Products Int'l Ltd.	HSI R Bear CBBC Sep 2009 V	0.2500	13,800 per 20,000 units	13,000 per 20,000 units	2009/09/29	308,000,000	2009/03/09
62326	SGA Societe Generale Acceptance N.V	BOCom R Bull CBBC Aug09B	0.2500	3.4000	4.0000	2009/08/31	200,000,000	2009/03/09
62327	SGA Societe Generale Acceptance N.V	CLife R Bull CBBC Oct09F	0.4100	16.8000	18.0000	2009/10/27	100,000,000	2009/03/09
62328	SGA Societe Generale Acceptance N.V	CP&CC R Bull CBBC Aug09A	0.2500	2.5000	3.1000	2009/08/31	200,000,000	2009/03/09
62309	SGA Societe Generale Acceptance N.V.	A50 R Bear CBBC Aug09H	0.2500	10.5000	9.9000	2009/08/31	200,000,000	2009/03/09
62310	SGA Societe Generale Acceptance N.V	PetCh R Bear CBBC Oct09H	0.2500	7.1000	6.4000	2009/10/05	200,000,000	2009/03/09
62312	UBS AG	China Mobile R Bear CBBC Oct 2009 C	0.2500	76.88 per 100 units	70.88 per 100 units	2009/10/27	300,000,000	2009/03/09
62311	UBS AG	China Life R Bear CBBC Oct 2009 M	0.3000	24.3800	22.8800	2009/10/19	300,000,000	2009/03/09
62313	UBS AG	CNOOC R Bear CBBC Oct 2009 C	0.2500	7.8800	6.8800	2009/10/19	200,000,000	2009/03/09
62314	UBS AG	HKEx R Bear CBBC Sep 2009 E	0.2500	71.88 per 100 units	63.88 per 100 units	2009/09/28	300,000,000	2009/03/09
62316	UBS AG	HSCEI R Bull CBBC Sep 2009 G	0.2500	6,000 per 12,000 units	6,800 per 12,000 units	2009/09/29	300,000,000	2009/03/09
62320	UBS AG	HSCEI R Bear CBBC Sep 2009 H	0.2500	7,800 per 12,000 units	7,000 per 12,000 units	2009/09/29	300,000,000	2009/03/09
62330	UBS AG	HSCEI R Bear CBBC Sep 2009 I	0.2500	7,400 per 7,000 units	6,700 per 7,000 units	2009/09/29	300,000,000	2009/03/09
62317	UBS AG	HSI R Bull CBBC Oct 2009 E	0.2500	11,400 per 18,000 units	12,400 per 18,000 units	2009/10/29	500,000,000	2009/03/09
62319	UBS AG	HSI R Bull CBBC Nov 2009 L	0.2500	11,700 per 8,000 units	12,500 per 8,000 units	2009/11/27	500,000,000	2009/03/09
62318	UBS AG	HSI R Bull CBBC Nov 2009 Z	0.2500	11,500 per 12,000 units	12,300 per 12,000 units	2009/11/27	500,000,000	2009/03/09
62331	UBS AG	HSI R Bear CBBC Sep 2009 M	0.2500	13,200 per 8,000 units	12,400 per 8,000 units	2009/09/29	500,000,000	2009/03/09
62332	UBS AG	HSI R Bear CBBC Sep 2009 R	0.2500	13,500 per 12,000 units	12,700 per 12,000 units	2009/09/29	500,000,000	2009/03/09
62333	UBS AG	HSI R Bear CBBC Nov 2009 M	0.2500	13,500 per 18,000 units	12,500 per 18,000 units	2009/11/27	500,000,000	2009/03/09
62315	UBS AG	Petrochina R Bear CBBC Oct 2009 D	0.2500	6.8800	5.8800	2009/10/19	300,000,000	2009/03/09
62142 <sup>†</sup>	UBS AG	HKEx R Bear CBBC Sep 2009 D	0.1950	76.88 per 100 units	68.88 per 100 units	2009/09/28	300,000,000	2009/03/09
62398	ABN AMRO Bank N.V.	China Mobile R Bear CBBC Jul 2009 B	0.2500	79.80 per 100 units	71.80 per 100 units	2009/07/10	80,000,000	2009/03/10
62403	ABN AMRO Bank N.V.	HSI R Bull CBBC Jul 2009 G	0.2500	10,700 per 8,000 units	11,500 per 8,000 units	2009/07/30	250,000,000	2009/03/10
62400	ABN AMRO Bank N.V.	HSI R Bear CBBC Jul 2009 A	0.2500	13,400 per 8,000 units	12,600 per 8,000 units	2009/07/30	250,000,000	2009/03/10
62399	ABN AMRO Bank N.V.	HSI R Bear CBBC Aug 2009 I	0.2500	13,300 per 15,000 units	12,500 per 15,000 units	2009/08/28	250,000,000	2009/03/10
62369	Deutsche Bank AG	HKEx R Bear CBBC Jul 2009 T	0.2500	67.18 per 100 units	60.18 per 100 units	2009/07/27	150,000,000	2009/03/10
62366	Deutsche Bank AG	HSI R Bull CBBC Sep 2009 V	0.2500	10,400 per 12,000 units	10,900 per 12,000 units	2009/09/29	300,000,000	2009/03/10
62367	Deutsche Bank AG	HSI R Bull CBBC Nov 2009 Q	0.3800	9,400 per 15,000 units	10,200 per 15,000 units	2009/11/27	300,000,000	2009/03/10
62368	Deutsche Bank AG	HSI R Bull CBBC Nov 2009 R	0.3500	9,800 per 15,000 units	10,600 per 15,000 units	2009/11/27	300,000,000	2009/03/10
62370	Deutsche Bank AG	HSI R Bear CBBC Sep 2009 W	0.3200	13,600 per 12,000 units	13,100 per 12,000 units	2009/09/29	300,000,000	2009/03/10
62371	Deutsche Bank AG	HSI R Bear CBBC Nov 2009 S	0.2800	13,400 per 15,000 units	12,600 per 15,000 units	2009/11/27	300,000,000	2009/03/10
62395	Deutsche Bank AG	HSI R Bear CBBC Nov 2009 T	0.2600	13,000 per 15,000 units	12,200 per 15,000 units	2009/11/27	300,000,000	2009/03/10
62357	HK Bank	HSI R Bear CBBC Jun 2009 G	0.2500	13,400 per 32,000 units	12,600 per 32,000 units	2009/06/29	600,000,000	2009/03/10

## Newly listed callable bull/bear contracts (continued)

Code	Issuer	Name of issue	Issue prices (HK\$)	Strike price (HKD) / Strike level per 10 units	Call price (HKD) / Call level per 10 units	Expiry date	No. of issue (units)	Listing date
62372	KBC Fin Products Int'l Ltd.	Ch Mobile R Bear CBBC Aug 09 C	0.2500	75 per 100 units	69 per 100 units	2009/08/10	258,000,000	2009/03/10
62376	KBC Fin Products Int'l Ltd.	HKEx R Bull CBBC Aug 2009 C	0.2700	30.88 per 100 units	38.88 per 100 units	2009/08/03	328,000,000	2009/03/10
62373	KBC Fin Products Int'l Ltd.	HSBC R Bull CBBC Sep 2009 F	0.2700	20 per 100 units	28 per 100 units	2009/09/01	138,000,000	2009/03/10
62375	KBC Fin Products Int'l Ltd.	HSBC R Bull CBBC Oct 2009 B	0.3300	14 per 100 units	22 per 100 units	2009/10/09	138,000,000	2009/03/10
62374	KBC Fin Products Int'l Ltd.	HSBC R Bear CBBC Aug 2009 D	0.2500	56.28 per 100 units	48.28 per 100 units	2009/08/03	138,000,000	2009/03/10
62377	KBC Fin Products Int'l Ltd.	HSBC R Bear CBBC Sep 2009 G	0.3400	61.18 per 100 units	53.18 per 100 units	2009/09/03	138,000,000	2009/03/10
62378	KBC Fin Products Int'l Ltd.	HSBC R Bear CBBC Sep 2009 H	0.4100	66.68 per 100 units	58.68 per 100 units	2009/09/15	138,000,000	2009/03/10
62361	KBC Fin Products Int'l Ltd.	HSI R Bear CBBC Aug 2009 N	0.2500	13,000 per 10,000 units	12,200 per 10,000 units	2009/08/28	158,000,000	2009/03/10
62394	KBC Fin Products Int'l Ltd.	HSI R Bear CBBC Aug 2009 V	0.2500	12,900 per 12,000 units	12,100 per 12,000 units	2009/08/28	188,000,000	2009/03/10
62362	KBC Fin Products Int'l Ltd.	HSI R Bear CBBC Aug 2009 W	0.2500	13,100 per 15,000 units	12,300 per 15,000 units	2009/08/28	228,000,000	2009/03/10
62363	KBC Fin Products Int'l Ltd.	HSI R Bear CBBC Oct 2009 Q	0.2500	13,200 per 18,000 units	12,400 per 18,000 units	2009/10/29	278,000,000	2009/03/10
62364	KBC Fin Products Int'l Ltd.	HSI R Bear CBBC Oct 2009 R	0.2500	13,400 per 15,000 units	12,600 per 15,000 units	2009/10/29	228,000,000	2009/03/10
62365	KBC Fin Products Int'l Ltd.	HSI R Bear CBBC Oct 2009 S	0.2500	13,600 per 20,000 units	12,800 per 20,000 units	2009/10/29	308,000,000	2009/03/10
62349	Macquarie Bank Ltd.	HSI R Bull CBBC Sep 2009 C	0.2500	10,000 per 12,000 units	10,800 per 12,000 units	2009/09/29	150,000,000	2009/03/10
62353	Macquarie Bank Ltd.	HSI R Bear CBBC Sep 2009 D	0.2500	14,000 per 12,000 units	13,200 per 12,000 units	2009/09/29	150,000,000	2009/03/10
62350	SGA Societe Generale Acceptance N.V.	CCoal R Bull CBBC Aug09B	0.2500	3.2000	3.8000	2009/08/31	200,000,000	2009/03/10
62354	SGA Societe Generale Acceptance N.V.	HKEx R Bull CBBC Sep09J	0.2500	35 per 100 units	42 per 100 units	2009/09/29	200,000,000	2009/03/10
62356	SGA Societe Generale Acceptance N.V.	HKEx R Bear CBBC Sep09K	0.2500	75 per 100 units	68 per 100 units	2009/09/29	200,000,000	2009/03/10
62351	SGA Societe Generale Acceptance N.V.	HSI R Bull CBBC Sep09H	0.2500	10,500 per 15,000 units	11,300 per 15,000 units	2009/09/29	500,000,000	2009/03/10
62352	SGA Societe Generale Acceptance N.V.	HSI R Bear CBBC Aug09E	0.2500	13,500 per 8,000 units	12,700 per 8,000 units	2009/08/28	300,000,000	2009/03/10
62355	SGA Societe Generale Acceptance N.V.	HSI R Bear CBBC Sep09I	0.2500	13,700 per 15,000 units	12,900 per 15,000 units	2009/09/29	500,000,000	2009/03/10
62396	UBS AG	HKEx R Bull CBBC Oct 2009 A	0.3050	25.88 per 100 units	33.88 per 100 units	2009/10/19	300,000,000	2009/03/10
62397	UBS AG	HKEx R Bull CBBC Oct 2009 B	0.2500	35.88 per 100 units	43.88 per 100 units	2009/10/19	300,000,000	2009/03/10
62401	UBS AG	HKEx R Bear CBBC Oct 2009 C	0.2500	66.88 per 100 units	58.88 per 100 units	2009/10/19	300,000,000	2009/03/10
62383	UBS AG	HSBC R Bull CBBC Oct 2009 A	0.2500	23.38 per 100 units	31.38 per 100 units	2009/10/27	300,000,000	2009/03/10
62384	UBS AG	HSBC R Bull CBBC Oct 2009 B	0.2500	28.38 per 100 units	36.38 per 100 units	2009/10/27	300,000,000	2009/03/10
62385	UBS AG	HSBC R Bull CBBC Oct 2009 C	0.2500	33.38 per 100 units	41.38 per 100 units	2009/10/27	300,000,000	2009/03/10
62391	UBS AG	HSBC R Bear CBBC Oct 2009 D	0.2500	56.88 per 100 units	48.88 per 100 units	2009/10/27	300,000,000	2009/03/10
62392	UBS AG	HSBC R Bear CBBC Oct 2009 E	0.2500	59.38 per 100 units	51.38 per 100 units	2009/10/27	300,000,000	2009/03/10
62393	UBS AG	HSBC R Bear CBBC Oct 2009 F	0.2500	61.88 per 100 units	53.88 per 100 units	2009/10/27	300,000,000	2009/03/10
62358	UBS AG	HSCEI R Bull CBBC Sep 2009 J	0.2500	5,800 per 7,000 units	6,500 per 7,000 units	2009/09/29	300,000,000	2009/03/10
62360	UBS AG	HSI R Bull CBBC Nov 2009 N	0.2500	11,200 per 8,000 units	12,000 per 8,000 units	2009/11/27	500,000,000	2009/03/10
62359	UBS AG	HSI R Bull CBBC Nov 2009 P	0.2500	10,900 per 18,000 units	11,900 per 18,000 units	2009/11/27	500,000,000	2009/03/10
62379	UBS AG	HSI R Bear CBBC Nov 2009 Q	0.2500	13,000 per 12,000 units	12,200 per 12,000 units	2009/11/27	500,000,000	2009/03/10
62380	UBS AG	HSI R Bear CBBC Nov 2009 R	0.2500	13,600 per 28,000 units	12,600 per 28,000 units	2009/11/27	500,000,000	2009/03/10
62382	UBS AG	HSI R Bear CBBC Nov 2009 S	0.2500	14,200 per 38,000 units	13,200 per 38,000 units	2009/11/27	500,000,000	2009/03/10
62381	UBS AG	HSI R Bear CBBC Nov 2009 T	0.2500	13,800 per 23,000 units	12,800 per 23,000 units	2009/11/27	500,000,000	2009/03/10
62389	UBS AG	ICBC R Bear CBBC Oct 2009 B	0.2500	4.1800	3.3800	2009/10/19	200,000,000	2009/03/10
62422	ABN AMRO Bank N.V.	HSCEI R Bull CBBC Jul 2009 C	0.2500	5,100 per 12,000 units	5,900 per 12,000 units	2009/07/30	250,000,000	2009/03/11
62426	ABN AMRO Bank N.V.	HSCEI R Bear CBBC Jul 2009 D	0.2500	8,200 per 12,000 units	7,400 per 12,000 units	2009/07/30	250,000,000	2009/03/11
62411	Barclays Bank plc	HSI Bull CBBC Aug 2009 A	0.1630	10,300 per 12,000 units	11,100 per 12,000 units	2009/08/28	500,000,000	2009/03/11
62412	Barclays Bank plc	HSI R Bear CBBC Sep 2009 A	0.1740	14,100 per 15,000 units	13,300 per 15,000 units	2009/09/29	500,000,000	2009/03/11
62423	Deutsche Bank AG	China Life R Bull CBBC Aug 2009 K	0.2500	20.1800	21.1800	2009/08/03	150,000,000	2009/03/11



## Newly listed callable bull/bear contracts (continued)

Code	Issuer	Name of issue	Issue prices (HK\$)	Strike price (HKD) / Strike level per 10 units	Call price (HKD) / Call level per 10 units	Expiry date	No. of issue (units)	Listing date
62427	Deutsche Bank AG	A50 China R Bull CBBC Aug 2009 E	0.2500	8.3800	9.1800	2009/08/03	150,000,000	2009/03/11
62424	Deutsche Bank AG	HSI R Bull CBBC Sep 2009 X	0.2700	11,400 per 12,000 units	11,900 per 12,000 units	2009/09/29	300,000,000	2009/03/11
62425	Deutsche Bank AG	HSI R Bull CBBC Nov 2009 U	0.2500	11,400 per 15,000 units	12,200 per 15,000 units	2009/11/27	300,000,000	2009/03/11
62415	KBC Fin Products Int'l Ltd.	HSI R Bull CBBC Dec 2009 C	0.2600	8,400 per 18,000 units	9,200 per 18,000 units	2009/12/30	278,000,000	2009/03/11
62416	KBC Fin Products Int'l Ltd.	HSI R Bull CBBC Dec 2009 D	0.2700	9,000 per 15,000 units	9,800 per 15,000 units	2009/12/30	228,000,000	2009/03/11
62417	KBC Fin Products Int'l Ltd.	HSI R Bull CBBC Dec 2009 E	0.2500	9,500 per 15,000 units	10,300 per 15,000 units	2009/12/30	228,000,000	2009/03/11
62413	SGA Societe Generale Acceptance N.V.	CMob R Bear CBBC Sep09H	0.2500	77 per 100 units	71 per 100 units	2009/09/29	200,000,000	2009/03/11
62404	SGA Societe Generale Acceptance N.V.	CLife R Bull CBBC Oct09G	0.5600	15.6000	16.8000	2009/10/27	100,000,000	2009/03/11
62408	SGA Societe Generale Acceptance N.V.	CLife R Bear CBBC Oct09H	0.2700	23.5000	22.5000	2009/10/27	100,000,000	2009/03/11
62405	SGA Societe Generale Acceptance N.V.	CMB R Bull CBBC Aug 09C	0.5400	6.0000	7.8000	2009/08/31	100,000,000	2009/03/11
62407	SGA Societe Generale Acceptance N.V.	CNOOC R Bear CBBC Aug09C	0.2500	7.8600	6.8600	2009/08/31	200,000,000	2009/03/11
62406	SGA Societe Generale Acceptance N.V.	CP&CC R Bull CBBC Oct09B	0.2500	2.2000	2.8000	2009/10/27	200,000,000	2009/03/11
62414	SGA Societe Generale Acceptance N.V.	HKEEx R Bear CBBC Sep09L	0.2500	71 per 100 units	64 per 100 units	2009/09/29	200,000,000	2009/03/11
62409	SGA Societe Generale Acceptance N.V.	HSI R Bear CBBC Aug09A	0.2500	13,100 per 12,000 units	12,300 per 12,000 units	2009/08/28	300,000,000	2009/03/11
62410	SGA Societe Generale Acceptance N.V.	HSI R Bear CBBC Sep09J	0.2500	13,300 per 15,000 units	12,500 per 15,000 units	2009/09/29	300,000,000	2009/03/11
62418	UBS AG	China Life R Bull CBBC Oct 2009 O	0.2650	19.3800	20.8800	2009/10/19	300,000,000	2009/03/11
62419	UBS AG	CM Bank R Bull CBBC Nov 2009 A	0.3150	8.8800	10.8800	2009/11/23	200,000,000	2009/03/11
62421	UBS AG	A50 China R Bull CBBC Nov 2009 I	0.2500	8.5800	9.3800	2009/11/23	300,000,000	2009/03/11
62420	UBS AG	HKEEx R Bull CBBC Oct 2009 E	0.2500	45.88 per 100 units	53.88 per 100 units	2009/10/27	300,000,000	2009/03/11
62437	ABN AMRO Bank N.V.	A50 China R Bull CBBC Aug 2009 D	0.2500	8.2800	9.0800	2009/08/07	100,000,000	2009/03/12
62438	ABN AMRO Bank N.V.	HSI R Bull CBBC Aug 2009 J	0.2500	10,400 per 10,000 units	11,200 per 10,000 units	2009/08/28	250,000,000	2009/03/12
62433	BNP Paribas Arbit Issu B.V.	HSI R Bull CBBC Dec 2009 S	0.2500	10,900 per 12,000 units	11,700 per 12,000 units	2009/12/30	300,000,000	2009/03/12
62434	BNP Paribas Arbit Issu B.V.	HSI R Bear CBBC Sep 2009 V	0.2500	13,900 per 16,000 units	13,100 per 16,000 units	2009/09/29	300,000,000	2009/03/12
62440	Deutsche Bank AG	CNOOC R Bear CBBC Aug 2009 C	0.2500	8.1800	7.1800	2009/08/10	150,000,000	2009/03/12
62439	Deutsche Bank AG	Sinopec Corp R Bear CBBC Aug 2009 E	0.2500	5.6800	4.6800	2009/08/03	150,000,000	2009/03/12
62435	Deutsche Bank AG	HSI R Bull CBBC Nov 2009 V	0.2500	10,500 per 15,000 units	11,300 per 15,000 units	2009/11/27	300,000,000	2009/03/12
62436	Deutsche Bank AG	HSI R Bear CBBC Oct 2009 A	0.2500	13,500 per 10,000 units	12,700 per 10,000 units	2009/10/29	300,000,000	2009/03/12
62441	Deutsche Bank AG	Petrochina R Bear CBBC Aug 2009 B	0.2500	7.1800	6.1800	2009/08/10	150,000,000	2009/03/12
62428	Macquarie Bank Ltd.	HSI R Bull CBBC Dec 2009 A	0.2500	11,200 per 11,000 units	12,000 per 11,000 units	2009/12/30	150,000,000	2009/03/12
62431	CC Rabobank B.A.	HSI R Bear CBBC Nov 2009 A	0.2500	13,800 per 11,000 units	13,000 per 11,000 units	2009/11/27	108,000,000	2009/03/12
62432	CC Rabobank B.A.	HSI R Bear CBBC Nov 2009 B	0.2800	14,400 per 11,000 units	13,600 per 11,000 units	2009/11/27	108,000,000	2009/03/12
62430	SGA Societe Generale Acceptance N.V.	CMob R Bull CBBC Sep09I	0.2500	56 per 100 units	62 per 100 units	2009/09/29	200,000,000	2009/03/12
62429	SGA Societe Generale Acceptance N.V.	CLife R Bull CBBC Oct09I	0.2500	19.6000	20.8000	2009/10/27	100,000,000	2009/03/12
62445	BNP Paribas Arbit Issu B.V.	HSI R Bear CBBC Sep 2009 W	0.2500	13,200 per 12,000 units	12,400 per 12,000 units	2009/09/29	300,000,000	2009/03/13
62446	BNP Paribas Arbit Issu B.V.	HSI R Bear CBBC Sep 2009 X	0.2500	13,600 per 12,000 units	12,800 per 12,000 units	2009/09/29	300,000,000	2009/03/13
62443	Deutsche Bank AG	HSI R Bull CBBC Oct 2009 B	0.2700	10,500 per 10,000 units	11,300 per 10,000 units	2009/10/29	300,000,000	2009/03/13
62444	Deutsche Bank AG	HSI R Bull CBBC Oct 2009 C	0.2500	10,900 per 10,000 units	11,700 per 10,000 units	2009/10/29	300,000,000	2009/03/13
62449	Deutsche Bank AG	HSI R Bear CBBC Sep 2009 R	0.2500	12,600 per 12,000 units	12,100 per 12,000 units	2009/09/29	300,000,000	2009/03/13
62447	Deutsche Bank AG	HSI R Bear CBBC Oct 2009 D	0.2500	13,100 per 10,000 units	12,300 per 10,000 units	2009/10/29	300,000,000	2009/03/13
62448	Deutsche Bank AG	HSI R Bear CBBC Oct 2009 G	0.3500	14,100 per 10,000 units	13,300 per 10,000 units	2009/10/29	300,000,000	2009/03/13
62442	SGA Societe Generale Acceptance N.V.	HS BK R Bull CBBC Oct09A	0.2500	55 per 100 units	65 per 100 units	2009/10/27	100,000,000	2009/03/13
62483	ABN AMRO Bank N.V.	HSI R Bull CBBC Aug 2009 K	0.2500	9,000 per 10,000 units	9,800 per 10,000 units	2009/08/28	250,000,000	2009/03/16
62484	ABN AMRO Bank N.V.	HSI R Bull CBBC Aug 2009 L	0.2500	9,500 per 15,000 units	10,300 per 15,000 units	2009/08/28	250,000,000	2009/03/16

## Newly listed callable bull/bear contracts (continued)

Code	Issuer	Name of issue	Issue prices (HK\$)	Strike price (HKD) / Strike level per 10 units	Call price (HKD) / Call level per 10 units	Expiry date	No. of issue (units)	Listing date
62485	ABN AMRO Bank N.V.	HSI R Bull CBBC Aug 2009 M	0.2500	9,800 per 12,000 units	10,600 per 12,000 units	2009/08/28	250,000,000	2009/03/16
62488	ABN AMRO Bank N.V.	HSI R Bear CBBC Aug 2009 N	0.2500	12,500 per 15,000 units	11,700 per 15,000 units	2009/08/28	250,000,000	2009/03/16
62489	ABN AMRO Bank N.V.	HSI R Bear CBBC Aug 2009 O	0.2500	12,800 per 12,000 units	12,000 per 12,000 units	2009/08/28	250,000,000	2009/03/16
62453	BNP Paribas Arbit Issu B.V.	Ch Mob R Bear CBBC Oct 2009 C	0.2500	77 per 100 units	70 per 100 units	2009/10/30	200,000,000	2009/03/16
62452	BNP Paribas Arbit Issu B.V.	China Life R Bear CBBC Oct 09C	0.4300	25.5000	23.0000	2009/10/30	100,000,000	2009/03/16
62455	BNP Paribas Arbit Issu B.V.	HKEx R Bear CBBC Oct 2009 E	0.2500	75 per 100 units	68 per 100 units	2009/10/30	100,000,000	2009/03/16
62451	BNP Paribas Arbit Issu B.V.	HSI R Bear CBBC Sep 2009 Y	0.2500	12,800 per 12,000 units	12,000 per 12,000 units	2009/09/29	300,000,000	2009/03/16
62465	BNP Paribas Arbit Issu B.V.	HSI R Bear CBBC Dec 2009 T	0.2500	12,600 per 10,000 units	11,800 per 10,000 units	2009/12/30	300,000,000	2009/03/16
62470	Deutsche Bank AG	China Mobile R Bull CBBC Aug 2009 B	0.2500	43.68 per 100 units	49.68 per 100 units	2009/08/03	150,000,000	2009/03/16
62474	Deutsche Bank AG	China Mobile R Bear CBBC Aug 2009 C	0.2500	77.68 per 100 units	71.68 per 100 units	2009/08/03	150,000,000	2009/03/16
62458	Deutsche Bank AG	HSI R Bull CBBC Sep 2009 C	0.2500	10,800 per 12,000 units	11,300 per 12,000 units	2009/09/29	300,000,000	2009/03/16
62457	Deutsche Bank AG	HSI R Bull CBBC Sep 2009 G	0.3000	10,000 per 12,000 units	10,500 per 12,000 units	2009/09/29	300,000,000	2009/03/16
62456	Deutsche Bank AG	HSI R Bull CBBC Sep 2009 N	0.3300	9,600 per 12,000 units	10,100 per 12,000 units	2009/09/29	300,000,000	2009/03/16
62471	Deutsche Bank AG	HSI R Bull CBBC Oct 2009 Q	0.3400	8,800 per 15,000 units	9,600 per 15,000 units	2009/10/29	300,000,000	2009/03/16
62472	Deutsche Bank AG	HSI R Bear CBBC Sep 2009 E	0.2500	12,000 per 12,000 units	11,500 per 12,000 units	2009/09/29	300,000,000	2009/03/16
62459	Deutsche Bank AG	HSI R Bear CBBC Oct 2009 H	0.2500	12,800 per 15,000 units	12,000 per 15,000 units	2009/10/29	300,000,000	2009/03/16
62475	Deutsche Bank AG	HSI R Bear CBBC Oct 2009 O	0.2800	12,600 per 15,000 units	11,800 per 15,000 units	2009/10/29	300,000,000	2009/03/16
62460	Deutsche Bank AG	HSI R Bear CBBC Oct 2009 R	0.3600	14,000 per 12,000 units	13,500 per 12,000 units	2009/10/29	300,000,000	2009/03/16
62473	Deutsche Bank AG	HSI R Bear CBBC Oct 2009 T	0.2500	12,200 per 15,000 units	11,400 per 15,000 units	2009/10/29	300,000,000	2009/03/16
62481	Goldman Sachs SP (Asia)	HSI R Bull CBBC Nov 2009 A	0.2500	8,200 per 21,000 units	8,800 per 21,000 units	2009/11/27	200,000,000	2009/03/16
62482	Goldman Sachs SP (Asia)	HSI R Bull CBBC Nov 2009 B	0.2500	9,200 per 18,000 units	9,800 per 18,000 units	2009/11/27	200,000,000	2009/03/16
62486	Goldman Sachs SP (Asia)	HSI R Bear CBBC Nov 2009 C	0.2500	13,400 per 22,000 units	12,800 per 22,000 units	2009/11/27	200,000,000	2009/03/16
62487	Goldman Sachs SP (Asia)	HSI R Bear CBBC Nov 2009 D	0.2500	14,400 per 27,000 units	13,800 per 27,000 units	2009/11/27	200,000,000	2009/03/16
62464	KBC Fin Products Int'l Ltd.	HSI R Bull CBBC Sep 2009 M	0.2500	8,200 per 15,000 units	9,000 per 15,000 units	2009/09/29	228,000,000	2009/03/16
62463	KBC Fin Products Int'l Ltd.	HSI R Bull CBBC Sep 2009 U	0.3400	7,800 per 12,000 units	8,600 per 12,000 units	2009/09/29	188,000,000	2009/03/16
62466	KBC Fin Products Int'l Ltd.	HSI R Bear CBBC Aug 2009 O	0.2500	12,200 per 10,000 units	11,400 per 10,000 units	2009/08/28	158,000,000	2009/03/16
62469	KBC Fin Products Int'l Ltd.	HSI R Bear CBBC Sep 2009 O	0.2500	12,300 per 12,000 units	11,500 per 12,000 units	2009/09/29	188,000,000	2009/03/16
62467	KBC Fin Products Int'l Ltd.	HSI R Bear CBBC Oct 2009 T	0.2500	12,500 per 15,000 units	11,700 per 15,000 units	2009/10/29	228,000,000	2009/03/16
62468	KBC Fin Products Int'l Ltd.	HSI R Bear CBBC Oct 2009 U	0.2500	12,700 per 18,000 units	11,900 per 18,000 units	2009/10/29	278,000,000	2009/03/16
62450	UBS AG	HSI R Bull CBBC Oct 2009 B	0.2500	11,000 per 12,000 units	11,800 per 12,000 units	2009/10/29	500,000,000	2009/03/16
62476	UBS AG	HSI R Bear CBBC Oct 2009 E	0.2500	12,500 per 18,000 units	11,500 per 18,000 units	2009/10/29	500,000,000	2009/03/16
62454	UBS AG	HSI R Bear CBBC Oct 2009 L	0.2500	13,700 per 38,000 units	12,700 per 38,000 units	2009/10/29	500,000,000	2009/03/16
62477	UBS AG	HSI R Bear CBBC Nov 2009 E	0.2500	12,200 per 8,000 units	11,400 per 8,000 units	2009/11/27	500,000,000	2009/03/16
62478	UBS AG	HSI R Bear CBBC Nov 2009 F	0.2500	12,500 per 12,000 units	11,700 per 12,000 units	2009/11/27	500,000,000	2009/03/16
62479	UBS AG	HSI R Bear CBBC Nov 2009 L	0.2500	12,700 per 8,000 units	11,900 per 8,000 units	2009/11/27	500,000,000	2009/03/16
62461	UBS AG	HSI R Bear CBBC Nov 2009 O	0.2500	13,100 per 28,000 units	12,100 per 28,000 units	2009/11/27	500,000,000	2009/03/16
62462	UBS AG	HSI R Bear CBBC Nov 2009 U	0.2500	13,300 per 23,000 units	12,300 per 23,000 units	2009/11/27	500,000,000	2009/03/16
62480	UBS AG	HSI R Bear CBBC Nov 2009 Y	0.2500	13,000 per 18,000 units	12,000 per 18,000 units	2009/11/27	500,000,000	2009/03/16
62490	ABN AMRO Bank N.V.	DJIA R Bull CBBC Sep 2009 C	0.6620	5,000 per 20,000 units	5,500 per 20,000 units	2009/09/18	80,000,000	2009/03/17
62491	ABN AMRO Bank N.V.	DJIA R Bull CBBC Sep 2009 D	0.5110	5,400 per 20,000 units	5,900 per 20,000 units	2009/09/18	80,000,000	2009/03/17
62502	Deutsche Bank AG	China Mobile R Bull CBBC Oct 2009 A	0.3000	35.68 per 100 units	41.68 per 100 units	2009/10/27	150,000,000	2009/03/17
62506	Deutsche Bank AG	A50 China R Bull CBBC Sep 2009 A	0.4300	5.3800	6.1800	2009/09/28	150,000,000	2009/03/17
62505	Deutsche Bank AG	HKEx R Bull CBBC Aug 2009 A	0.3300	23.18 per 100 units	30.18 per 100 units	2009/08/03	150,000,000	2009/03/17

## Newly listed callable bull/bear contracts (continued)

Code	Issuer	Name of issue	Issue prices (HK\$)	Strike price (HKD) / Strike level per 10 units	Call price (HKD) / Call level per 10 units	Expiry date	No. of issue (units)	Listing date
62503	Deutsche Bank AG	HSI R Bull CBBC Sep 2009 J	0.3000	10,200 per 12,000 units	10,700 per 12,000 units	2009/09/29	300,000,000	2009/03/17
62512	Deutsche Bank AG	HSI R Bull CBBC Oct 2009 W	0.2500	10,800 per 15,000 units	11,600 per 15,000 units	2009/10/29	300,000,000	2009/03/17
62504	Deutsche Bank AG	HSI R Bull CBBC Oct 2009 X	0.2500	10,600 per 15,000 units	11,400 per 15,000 units	2009/10/29	300,000,000	2009/03/17
62507	Deutsche Bank AG	HSI R Bear CBBC Sep 2009 O	0.2800	12,800 per 12,000 units	12,300 per 12,000 units	2009/09/29	300,000,000	2009/03/17
62508	Deutsche Bank AG	HSI R Bear CBBC Sep 2009 Y	0.3300	13,200 per 12,000 units	12,700 per 12,000 units	2009/09/29	300,000,000	2009/03/17
62516	Deutsche Bank AG	HSI R Bear CBBC Oct 2009 V	0.2500	12,400 per 12,000 units	11,900 per 12,000 units	2009/10/29	300,000,000	2009/03/17
62509	Deutsche Bank AG	HSI R Bear CBBC Oct 2009 Y	0.4000	14,400 per 12,000 units	13,900 per 12,000 units	2009/10/29	300,000,000	2009/03/17
62492	Macquarie Bank Ltd.	HSI R Bull CBBC Sep 2009 E	0.2510	9,200 per 11,000 units	10,000 per 11,000 units	2009/09/29	150,000,000	2009/03/17
62493	Macquarie Bank Ltd.	HSI R Bull CBBC Dec 2009 B	0.2500	10,600 per 11,000 units	11,400 per 11,000 units	2009/12/30	150,000,000	2009/03/17
62496	Macquarie Bank Ltd.	HSI R Bear CBBC Sep 2009 F	0.2510	13,400 per 13,000 units	12,600 per 13,000 units	2009/09/29	150,000,000	2009/03/17
62494	SGA Societe Generale Acceptance N.V.	HSI R Bull CBBC Aug09V	0.2500	9,200 per 12,000 units	10,000 per 12,000 units	2009/08/28	300,000,000	2009/03/17
62495	SGA Societe Generale Acceptance N.V.	HSI R Bull CBBC Sep09K	0.2500	9,000 per 15,000 units	9,800 per 15,000 units	2009/09/29	300,000,000	2009/03/17
62497	SGA Societe Generale Acceptance N.V.	HSI R Bull CBBC Sep09L	0.2500	9,400 per 15,000 units	10,200 per 15,000 units	2009/09/29	300,000,000	2009/03/17
62499	SGA Societe Generale Acceptance N.V.	HSI R Bear CBBC Aug09R	0.2500	13,100 per 12,000 units	12,300 per 12,000 units	2009/08/28	300,000,000	2009/03/17
62498	SGA Societe Generale Acceptance N.V.	HSI R Bear CBBC Aug09T	0.2500	12,700 per 8,000 units	11,900 per 8,000 units	2009/08/28	300,000,000	2009/03/17
62500	SGA Societe Generale Acceptance N.V.	HSI R Bear CBBC Sep09M	0.2500	12,900 per 15,000 units	12,100 per 15,000 units	2009/09/29	300,000,000	2009/03/17
62501	SGA Societe Generale Acceptance N.V.	HSI R Bear CBBC Sep09N	0.2500	13,300 per 15,000 units	12,500 per 15,000 units	2009/09/29	300,000,000	2009/03/17
62510	UBS AG	HSI R Bull CBBC Nov 2009 N	0.2500	10,400 per 18,000 units	11,400 per 18,000 units	2009/11/27	500,000,000	2009/03/17
62511	UBS AG	HSI R Bull CBBC Nov 2009 Z	0.2500	10,700 per 8,000 units	11,500 per 8,000 units	2009/11/27	500,000,000	2009/03/17
61639 <sup>†</sup>	UBS AG	China Mobile R Bear CBBC Jul 2009 K	0.2210	84.88 per 100 units	78.88 per 100 units	2009/07/27	300,000,000	2009/03/17
62536	Deutsche Bank AG	HSI R Bull CBBC Nov 2009 W	0.2500	11,000 per 15,000 units	11,800 per 15,000 units	2009/11/27	300,000,000	2009/03/18
62537	Deutsche Bank AG	HSI R Bull CBBC Nov 2009 X	0.2500	11,200 per 12,000 units	11,700 per 12,000 units	2009/11/27	300,000,000	2009/03/18
62530	KBC Fin Products Int'l Ltd.	HSI R Bull CBBC Aug 2009 N	0.2500	10,600 per 15,000 units	11,100 per 15,000 units	2009/08/28	228,000,000	2009/03/18
62531	KBC Fin Products Int'l Ltd.	HSI R Bull CBBC Oct 2009 V	0.2500	9,600 per 15,000 units	10,100 per 15,000 units	2009/10/29	228,000,000	2009/03/18
62532	KBC Fin Products Int'l Ltd.	HSI R Bull CBBC Oct 2009 W	0.2500	9,600 per 15,000 units	10,400 per 15,000 units	2009/10/29	228,000,000	2009/03/18
62533	KBC Fin Products Int'l Ltd.	HSI R Bull CBBC Oct 2009 X	0.2500	10,100 per 12,000 units	10,600 per 12,000 units	2009/10/29	188,000,000	2009/03/18
62534	KBC Fin Products Int'l Ltd.	HSI R Bull CBBC Oct 2009 Y	0.2500	10,900 per 15,000 units	11,400 per 15,000 units	2009/10/29	228,000,000	2009/03/18
62535	KBC Fin Products Int'l Ltd.	HSI R Bear CBBC Aug 2009 V	0.2500	12,700 per 12,000 units	12,200 per 12,000 units	2009/08/28	188,000,000	2009/03/18
62517	CC Rabobank B.A.	Sinopec Corp R Bull CBBC May 2010 A	0.2500	3.1000	3.6000	2010/05/28	108,000,000	2009/03/18
62521	CC Rabobank B.A.	Sinopec Corp R Bear CBBC May 2010 B	0.2500	4.7000	4.2000	2010/05/28	108,000,000	2009/03/18
62518	CC Rabobank B.A.	HSCEI R Bull CBBC Dec 2009 A	0.2500	6,000 per 8,000 units	6,500 per 8,000 units	2009/12/30	200,000,000	2009/03/18
62522	CC Rabobank B.A.	HSCEI R Bear CBBC Dec 2009 B	0.2900	8,200 per 8,000 units	7,800 per 8,000 units	2009/12/30	200,000,000	2009/03/18
62519	CC Rabobank B.A.	HSI R Bull CBBC Sep 2009 C	0.2600	9,600 per 11,000 units	10,200 per 11,000 units	2009/09/29	108,000,000	2009/03/18
62523	CC Rabobank B.A.	HSI R Bear CBBC Sep 2009 D	0.2500	13,200 per 11,000 units	12,400 per 11,000 units	2009/09/29	108,000,000	2009/03/18
62513	SGA Societe Generale Acceptance N.V.	CK(H) R Bull CBBC Oct09A	0.2500	38 per 100 units	46 per 100 units	2009/10/27	150,000,000	2009/03/18
62514	SGA Societe Generale Acceptance N.V.	A50 R Bear CBBC Oct09A	0.2500	11.5000	10.7000	2009/10/27	200,000,000	2009/03/18
62515	SGA Societe Generale Acceptance N.V.	HS Bk R Bull CBBC Oct09B	0.2500	48 per 100 units	56 per 100 units	2009/10/27	150,000,000	2009/03/18
62527	UBS AG	China Life R Bull CBBC Nov 2009 F	0.2500	20.3800	21.8800	2009/11/16	300,000,000	2009/03/18
62526	UBS AG	CNOOC R Bull CBBC Oct 2009 E	0.2500	5.3800	6.3800	2009/10/19	200,000,000	2009/03/18
62528	UBS AG	HKE X R Bull CBBC Oct 2009 F	0.2500	58.88 per 100 units	58.88 per 100 units	2009/10/27	300,000,000	2009/03/18
62520	UBS AG	HSCEI R Bull CBBC Oct 2009 A	0.2500	6,000 per 12,000 units	6,800 per 12,000 units	2009/10/29	300,000,000	2009/03/18
62524	UBS AG	HSCEI R Bear CBBC Oct 2009 B	0.2500	7,800 per 12,000 units	7,000 per 12,000 units	2009/10/29	300,000,000	2009/03/18
62525	UBS AG	HSI R Bear CBBC Nov 2009 P	0.2500	13,000 per 12,000 units	12,200 per 12,000 units	2009/11/27	500,000,000	2009/03/18

## Newly listed callable bull/bear contracts (continued)

Code	Issuer	Name of issue	Issue prices (HK\$)	Strike price (HKD) / Strike level per 10 units	Call price (HKD) / Call level per 10 units	Expiry date	No. of issue (units)	Listing date
62529	UBS AG	Petrochina R Bull CBBC Oct 2009 F	0.2500	4.3800	5.3800	2009/10/19	300,000,000	2009/03/18
62543	ABN AMRO Bank N.V.	A50 China R Bear CBBC Aug 2009 E	0.2500	11.5800	10.7800	2009/08/07	100,000,000	2009/03/19
62544	ABN AMRO Bank N.V.	A50 China R Bear CBBC Aug 2009 F	0.2820	12.2800	11.4800	2009/08/07	100,000,000	2009/03/19
62547	ABN AMRO Bank N.V.	HSBC R Bull CBBC Sep 2009 A	0.2500	20.30 per 100 units	28.30 per 100 units	2009/09/18	80,000,000	2009/03/19
62567	ABN AMRO Bank N.V.	HSBC R Bear CBBC Sep 2009 B	0.2500	53.80 per 100 units	45.80 per 100 units	2009/09/18	80,000,000	2009/03/19
62538	ABN AMRO Bank N.V.	HSI R Bear CBBC Aug 2009 P	0.2500	13,800 per 13,000 units	13,000 per 13,000 units	2009/08/28	250,000,000	2009/03/19
62560	BNP Paribas Arbit Issu B.V.	A50 Ch R Bull CBBC Nov 2009 C	0.2500	8.0800	9.0800	2009/11/16	100,000,000	2009/03/19
62563	BNP Paribas Arbit Issu B.V.	A50 R Bear CBBC Nov 2009 D	0.2500	11.5800	10.5800	2009/11/16	100,000,000	2009/03/19
62564	BNP Paribas Arbit Issu B.V.	HSBC R Bull CBBC Oct 2009 B	0.2500	30 per 100 units	33 per 100 units	2009/10/30	200,000,000	2009/03/19
62566	BNP Paribas Arbit Issu B.V.	HSBC R Bull CBBC Oct 2009 E	0.2500	27 per 100 units	30 per 100 units	2009/10/30	200,000,000	2009/03/19
62565	BNP Paribas Arbit Issu B.V.	HSBC R Bull CBBC Nov 2009 D	0.2500	24 per 100 units	27 per 100 units	2009/11/30	200,000,000	2009/03/19
62568	BNP Paribas Arbit Issu B.V.	HSBC R Bear CBBC Oct 2009 C	0.2500	42 per 100 units	38 per 100 units	2009/10/30	200,000,000	2009/03/19
62569	BNP Paribas Arbit Issu B.V.	HSBC R Bear CBBC Oct 2009 D	0.2500	46 per 100 units	42 per 100 units	2009/10/30	200,000,000	2009/03/19
62570	BNP Paribas Arbit Issu B.V.	HSBC R Bear CBBC Nov 2009 F	0.2500	50 per 100 units	46 per 100 units	2009/11/30	200,000,000	2009/03/19
62561	BNP Paribas Arbit Issu B.V.	HSI R Bull CBBC Dec 2009 U	0.2500	10,800 per 12,000 units	11,400 per 12,000 units	2009/12/30	300,000,000	2009/03/19
62562	BNP Paribas Arbit Issu B.V.	HSI R Bear CBBC Sep 2009 Z	0.2500	13,200 per 10,000 units	12,600 per 10,000 units	2009/09/29	300,000,000	2009/03/19
62541	Deutsche Bank AG	HSBC R Bull CBBC Sep 2009 A	0.2500	12.88 per 100 units	20.88 per 100 units	2009/09/21	150,000,000	2009/03/19
62542	Deutsche Bank AG	HSBC R Bull CBBC Sep 2009 B	0.2600	22.88 per 100 units	30.88 per 100 units	2009/09/21	150,000,000	2009/03/19
62545	Deutsche Bank AG	HSBC R Bear CBBC Sep 2009 C	0.2600	48.88 per 100 units	40.88 per 100 units	2009/09/21	150,000,000	2009/03/19
62546	Deutsche Bank AG	HSBC R Bear CBBC Sep 2009 D	0.3000	58.88 per 100 units	50.88 per 100 units	2009/09/21	150,000,000	2009/03/19
62540	Deutsche Bank AG	HSI R Bull CBBC Nov 2009 Y	0.2500	11,000 per 12,000 units	11,500 per 12,000 units	2009/11/27	300,000,000	2009/03/19
62555	KBC Fin Products Int'l Ltd.	HSBC R Bear CBBC Oct 2009 C	0.2500	43.88 per 100 units	39.88 per 100 units	2009/10/08	138,000,000	2009/03/19
62554	KBC Fin Products Int'l Ltd.	HSI R Bear CBBC Oct 2009 I	0.2700	14,000 per 15,000 units	13,500 per 15,000 units	2009/10/29	228,000,000	2009/03/19
62553	KBC Fin Products Int'l Ltd.	HSI R Bear CBBC Oct 2009 Z	0.2500	12,500 per 12,000 units	12,000 per 12,000 units	2009/10/29	188,000,000	2009/03/19
62539	SGA Societe Generale Acceptance N.V	CK(H) R Bear CBBC Oct09B	0.2500	76 per 100 units	68 per 100 units	2009/10/27	150,000,000	2009/03/19
62548	UBS AG	HSBC R Bull CBBC Oct 2009 G	0.2500	12.88 per 100 units	18.88 per 100 units	2009/10/12	300,000,000	2009/03/19
62549	UBS AG	HSBC R Bull CBBC Oct 2009 H	0.2500	15.38 per 100 units	21.38 per 100 units	2009/10/12	300,000,000	2009/03/19
62550	UBS AG	HSBC R Bull CBBC Oct 2009 I	0.2500	17.88 per 100 units	23.88 per 100 units	2009/10/12	300,000,000	2009/03/19
62551	UBS AG	HSBC R Bull CBBC Oct 2009 J	0.2500	20.88 per 100 units	26.88 per 100 units	2009/10/12	300,000,000	2009/03/19
62552	UBS AG	HSBC R Bull CBBC Oct 2009 K	0.2500	25.38 per 100 units	31.38 per 100 units	2009/10/12	300,000,000	2009/03/19
62556	UBS AG	HSBC R Bear CBBC Oct 2009 L	0.2500	42.38 per 100 units	36.38 per 100 units	2009/10/12	300,000,000	2009/03/19
62557	UBS AG	HSBC R Bear CBBC Oct 2009 M	0.2500	44.88 per 100 units	38.88 per 100 units	2009/10/12	300,000,000	2009/03/19
62558	UBS AG	HSBC R Bear CBBC Oct 2009 N	0.2500	47.38 per 100 units	41.38 per 100 units	2009/10/12	300,000,000	2009/03/19
62559	UBS AG	HSBC R Bear CBBC Oct 2009 O	0.2500	49.88 per 100 units	43.88 per 100 units	2009/10/12	300,000,000	2009/03/19
62596	ABN AMRO Bank N.V.	HSI R Bull CBBC Aug 2009 Q	0.2500	11,300 per 12,000 units	11,900 per 12,000 units	2009/08/28	250,000,000	2009/03/20
62597	Deutsche Bank AG	China Life R Bull CBBC Aug 2009 P	0.3000	21.1800	22.1800	2009/08/17	150,000,000	2009/03/20
62601	Deutsche Bank AG	HKEx R Bull CBBC Aug 2009 B	0.2500	48.18 per 100 units	55.18 per 100 units	2009/08/03	150,000,000	2009/03/20
62599	Deutsche Bank AG	HSI R Bull CBBC Nov 2009 B	0.3000	11,400 per 12,000 units	11,900 per 12,000 units	2009/11/27	300,000,000	2009/03/20
62600	Deutsche Bank AG	HSI R Bull CBBC Nov 2009 F	0.2500	11,800 per 12,000 units	12,300 per 12,000 units	2009/11/27	300,000,000	2009/03/20
62598	Deutsche Bank AG	HSI R Bull CBBC Nov 2009 Z	0.2800	11,200 per 15,000 units	12,000 per 15,000 units	2009/11/27	300,000,000	2009/03/20
62602	Deutsche Bank AG	HSI R Bear CBBC Nov 2009 I	0.2800	13,500 per 12,000 units	13,000 per 12,000 units	2009/11/27	300,000,000	2009/03/20
62603	Deutsche Bank AG	HSI R Bear CBBC Nov 2009 J	0.3300	13,800 per 12,000 units	13,300 per 12,000 units	2009/11/27	300,000,000	2009/03/20
62583	KBC Fin Products Int'l Ltd.	A50 China R Bull CBBC Oct 09 A	0.2500	8.4800	9.2800	2009/10/08	208,000,000	2009/03/20

## Newly listed callable bull/bear contracts (continued)

Code	Issuer	Name of issue	Issue prices (HK\$)	Strike price (HKD) / Strike level per 10 units	Call price (HKD) / Call level per 10 units	Expiry date	No. of issue (units)	Listing date
62584	KBC Fin Products Int'l Ltd.	HSI R Bull CBBC Aug 2009 W	0.2500	11,500 per 10,000 units	12,300 per 10,000 units	2009/08/28	158,000,000	2009/03/20
62582	KBC Fin Products Int'l Ltd.	HSI R Bull CBBC Oct 2009 H	0.2500	11,200 per 12,000 units	12,000 per 12,000 units	2009/10/29	188,000,000	2009/03/20
62585	KBC Fin Products Int'l Ltd.	HSI R Bull CBBC Oct 2009 N	0.2500	11,100 per 15,000 units	11,600 per 15,000 units	2009/10/29	228,000,000	2009/03/20
62595	KBC Fin Products Int'l Ltd.	HSI R Bear CBBC Aug 2009 Y	0.2500	13,300 per 12,000 units	12,500 per 12,000 units	2009/08/28	188,000,000	2009/03/20
62587	KBC Fin Products Int'l Ltd.	HSI R Bear CBBC Oct 2009 L	0.2500	13,700 per 12,000 units	13,200 per 12,000 units	2009/10/29	188,000,000	2009/03/20
62586	KBC Fin Products Int'l Ltd.	HSI R Bear CBBC Oct 2009 M	0.2500	13,300 per 15,000 units	12,800 per 15,000 units	2009/10/29	228,000,000	2009/03/20
62572	SGA Societe Generale Acceptance N.V.	COVS R Bear CBBC Oct09B	0.4400	15.8000	13.8000	2009/10/19	100,000,000	2009/03/20
62571	SGA Societe Generale Acceptance N.V.	CCCC R Bear CBBC Sep09B	0.2500	10.2000	9.2000	2009/09/28	100,000,000	2009/03/20
62573	SGA Societe Generale Acceptance N.V.	CLife R Bear CBBC Oct09J	0.3300	26.8000	25.5000	2009/10/19	100,000,000	2009/03/20
62579	SGA Societe Generale Acceptance N.V.	HSBC R Bull CBBC Oct09E	0.2500	20 per 100 units	25 per 100 units	2009/10/27	300,000,000	2009/03/20
62580	SGA Societe Generale Acceptance N.V.	HSBC R Bull CBBC Oct09F	0.2500	22 per 100 units	28 per 100 units	2009/10/27	300,000,000	2009/03/20
62581	SGA Societe Generale Acceptance N.V.	HSBC R Bull CBBC Oct09G	0.2500	26 per 100 units	32 per 100 units	2009/10/27	300,000,000	2009/03/20
62574	SGA Societe Generale Acceptance N.V.	ICBC R Bear CBBC Sep09B	0.2500	4.3000	3.8000	2009/09/28	300,000,000	2009/03/20
62575	SGA Societe Generale Acceptance NV	PingAn R Bull CBBC Oct09A	0.2500	28 per 100 units	34 per 100 units	2009/10/27	200,000,000	2009/03/20
62577	SGA Societe Generale Acceptance NV	PingAn R Bear CBBC Sep09A	0.2500	58 per 100 units	50 per 100 units	2009/09/28	200,000,000	2009/03/20
62576	SGA Societe Generale Acceptance N.V.	SHK P R Bear CBBC Oct09A	0.2500	76 per 100 units	68 per 100 units	2009/10/27	150,000,000	2009/03/20
62578	SGA Societe Generale Acceptance N.V.	TCH R Bull CBBC Oct09A	0.2500	30 per 100 units	38 per 100 units	2009/10/27	150,000,000	2009/03/20
62591	UBS AG	BankComm R Bull CBBC Oct 2009 C	0.2500	3.3800	4.3800	2009/10/27	200,000,000	2009/03/20
62592	UBS AG	CM Bank R Bull CBBC Nov 2009 B	0.3250	9.8800	11.8800	2009/11/23	200,000,000	2009/03/20
62593	UBS AG	HS Bank R Bull CBBC Dec 2009 D	0.2500	58.88 per 100 units	68.88 per 100 units	2009/12/28	200,000,000	2009/03/20
62588	UBS AG	HSI R Bull CBBC Sep 2009 V	0.2500	10,900 per 18,000 units	11,900 per 18,000 units	2009/09/29	500,000,000	2009/03/20
62589	UBS AG	HSI R Bull CBBC Sep 2009 W	0.2500	11,200 per 8,000 units	12,000 per 8,000 units	2009/09/29	500,000,000	2009/03/20
62590	UBS AG	HSI R Bull CBBC Nov 2009 Q	0.2500	10,700 per 23,000 units	11,700 per 23,000 units	2009/11/27	500,000,000	2009/03/20
62594	UBS AG	Ping An R Bull CBBC Oct 2009 D	0.2500	30.88 per 100 units	38.88 per 100 units	2009/10/27	200,000,000	2009/03/20
62645	ABN AMRO Bank N.V.	HSI R Bull CBBC Aug 2009 R	0.2500	11,600 per 12,000 units	12,200 per 12,000 units	2009/08/28	250,000,000	2009/03/23
62646	ABN AMRO Bank N.V.	HSI R Bull CBBC Aug 2009 S	0.2500	11,900 per 12,000 units	12,500 per 12,000 units	2009/08/28	250,000,000	2009/03/23
62650	ABN AMRO Bank N.V.	HSI R Bear CBBC Aug 2009 T	0.2500	14,000 per 12,000 units	13,400 per 12,000 units	2009/08/28	250,000,000	2009/03/23
62651	ABN AMRO Bank N.V.	HSI R Bear CBBC Aug 2009 U	0.2500	14,200 per 12,000 units	13,600 per 12,000 units	2009/08/28	250,000,000	2009/03/23
62652	ABN AMRO Bank N.V.	HSI R Bear CBBC Aug 2009 V	0.2500	14,700 per 12,000 units	14,100 per 12,000 units	2009/08/28	250,000,000	2009/03/23
62641	Deutsche Bank AG	China Life R Bull CBBC Aug 2009 S	0.3500	22.1800	23.1800	2009/08/31	150,000,000	2009/03/23
62642	Deutsche Bank AG	China Life R Bull CBBC Aug 2009 T	0.2500	23.1800	24.1800	2009/08/31	150,000,000	2009/03/23
62618	Deutsche Bank AG	China Life R Bear CBBC Aug 2009 Q	0.7500	31.1800	30.1800	2009/08/17	150,000,000	2009/03/23
62619	Deutsche Bank AG	China Life R Bear CBBC Aug 2009 R	0.9500	33.1800	32.1800	2009/08/17	150,000,000	2009/03/23
62643	Deutsche Bank AG	China Life R Bear CBBC Aug 2009 V	1.1000	35.1800	34.1800	2009/08/31	150,000,000	2009/03/23
62620	Deutsche Bank AG	CNOOC R Bull CBBC Aug 2009 D	0.2500	5.1800	6.1800	2009/08/17	150,000,000	2009/03/23
62644	Deutsche Bank AG	HKEEx R Bull CBBC Aug 2009 C	0.2500	53.18 per 100 units	60.18 per 100 units	2009/08/03	150,000,000	2009/03/23
62637	Deutsche Bank AG	HSI R Bull CBBC Sep 2009 A	0.2500	12,400 per 12,000 units	12,900 per 12,000 units	2009/09/29	300,000,000	2009/03/23
62636	Deutsche Bank AG	HSI R Bull CBBC Sep 2009 X	0.2800	11,800 per 15,000 units	12,600 per 15,000 units	2009/09/29	300,000,000	2009/03/23
62616	Deutsche Bank AG	HSI R Bull CBBC Nov 2009 C	0.2800	11,600 per 12,000 units	12,100 per 12,000 units	2009/11/27	300,000,000	2009/03/23
62615	Deutsche Bank AG	HSI R Bull CBBC Nov 2009 K	0.2800	11,400 per 15,000 units	12,200 per 15,000 units	2009/11/27	300,000,000	2009/03/23
62617	Deutsche Bank AG	HSI R Bull CBBC Nov 2009 T	0.2500	12,000 per 12,000 units	12,500 per 12,000 units	2009/11/27	300,000,000	2009/03/23
62639	Deutsche Bank AG	HSI R Bear CBBC Sep 2009 B	0.4000	15,800 per 12,000 units	15,300 per 12,000 units	2009/09/29	300,000,000	2009/03/23
62640	Deutsche Bank AG	HSI R Bear CBBC Sep 2009 E	0.4200	16,200 per 12,000 units	15,700 per 12,000 units	2009/09/29	300,000,000	2009/03/23



## Newly listed callable bull/bear contracts (continued)

Code	Issuer	Name of issue	Issue prices (HK\$)	Strike price (HKD) / Strike level per 10 units	Call price (HKD) / Call level per 10 units	Expiry date	No. of issue (units)	Listing date
62638	Deutsche Bank AG	HSI R Bear CBBC Sep 2009 R	0.3800	15,400 per 12,000 units	14,900 per 12,000 units	2009/09/29	300,000,000	2009/03/23
62622	Deutsche Bank AG	HSI R Bear CBBC Nov 2009 O	0.3300	15,000 per 12,000 units	14,500 per 12,000 units	2009/11/27	300,000,000	2009/03/23
62621	Deutsche Bank AG	HSI R Bear CBBC Nov 2009 U	0.3000	14,600 per 12,000 units	14,100 per 12,000 units	2009/11/27	300,000,000	2009/03/23
62623	Deutsche Bank AG	Petrochina R Bull CBBC Aug 2009 C	0.2500	4.1800	5.1800	2009/08/10	150,000,000	2009/03/23
62632	KBC Fin Products Int'l Ltd.	HSI R Bull CBBC Aug 2009 O	0.2600	11,900 per 12,000 units	12,500 per 12,000 units	2009/08/28	188,000,000	2009/03/23
62633	KBC Fin Products Int'l Ltd.	HSI R Bull CBBC Sep 2009 W	0.2500	12,100 per 10,000 units	12,900 per 10,000 units	2009/09/29	158,000,000	2009/03/23
62634	KBC Fin Products Int'l Ltd.	HSI R Bull CBBC Oct 2009 R	0.2500	11,700 per 15,000 units	12,200 per 15,000 units	2009/10/29	228,000,000	2009/03/23
62635	KBC Fin Products Int'l Ltd.	HSI R Bull CBBC Oct 2009 S	0.2500	11,900 per 15,000 units	12,700 per 15,000 units	2009/10/29	228,000,000	2009/03/23
62612	KBC Fin Products Int'l Ltd.	HSI R Bear CBBC Sep 2009 O	0.2500	13,100 per 12,000 units	12,600 per 12,000 units	2009/09/29	188,000,000	2009/03/23
62624	KBC Fin Products Int'l Ltd.	HSI R Bear CBBC Sep 2009 T	0.2600	13,500 per 12,000 units	12,900 per 12,000 units	2009/09/29	188,000,000	2009/03/23
62613	KBC Fin Products Int'l Ltd.	HSI R Bear CBBC Oct 2009 Q	0.2500	13,500 per 15,000 units	12,700 per 15,000 units	2009/10/29	228,000,000	2009/03/23
62614	SGA Societe Generale Acceptance N.V.	CLife R Bull CBBC Nov09C	0.3700	20.8000	22.0000	2009/11/30	100,000,000	2009/03/23
62604	SGA Societe Generale Acceptance N.V.	HSI R Bull CBBC Sep09O	0.2500	10,700 per 12,000 units	11,500 per 12,000 units	2009/09/29	300,000,000	2009/03/23
62605	SGA Societe Generale Acceptance N.V.	HSI R Bull CBBC Sep09P	0.2500	10,900 per 15,000 units	11,700 per 15,000 units	2009/09/29	300,000,000	2009/03/23
62606	SGA Societe Generale Acceptance N.V.	HSI R Bull CBBC Sep09Q	0.2500	11,100 per 12,000 units	11,900 per 12,000 units	2009/09/29	300,000,000	2009/03/23
62607	SGA Societe Generale Acceptance N.V.	HSI R Bull CBBC Sep09R	0.2500	11,300 per 15,000 units	12,100 per 15,000 units	2009/09/29	300,000,000	2009/03/23
62626	UBS AG	China Mobile R Bull CBBC Oct 2009 E	0.2500	58.88 per 100 units	64.88 per 100 units	2009/10/27	300,000,000	2009/03/23
62625	UBS AG	China Life R Bull CBBC Oct 2009 P	0.2900	21.3800	22.8800	2009/10/19	300,000,000	2009/03/23
62627	UBS AG	HSBC R Bull CBBC Oct 2009 P	0.2500	30.38 per 100 units	36.38 per 100 units	2009/10/27	300,000,000	2009/03/23
62608	UBS AG	HSCEI R Bull CBBC Oct 2009 C	0.2500	6,300 per 7,000 units	7,000 per 7,000 units	2009/10/29	300,000,000	2009/03/23
62631	UBS AG	HSCEI R Bull CBBC Oct 2009 D	0.2500	6,500 per 12,000 units	7,300 per 12,000 units	2009/10/29	300,000,000	2009/03/23
62609	UBS AG	HSI R Bull CBBC Sep 2009 M	0.2500	11,500 per 12,000 units	12,300 per 12,000 units	2009/09/29	500,000,000	2009/03/23
62610	UBS AG	HSI R Bull CBBC Oct 2009 E	0.2500	11,400 per 18,000 units	12,400 per 18,000 units	2009/10/29	500,000,000	2009/03/23
62611	UBS AG	HSI R Bull CBBC Oct 2009 L	0.2500	11,700 per 8,000 units	12,500 per 8,000 units	2009/10/29	500,000,000	2009/03/23
62628	UBS AG	HSI R Bull CBBC Nov 2009 M	0.2500	12,000 per 12,000 units	12,800 per 12,000 units	2009/11/27	500,000,000	2009/03/23
62629	UBS AG	HSI R Bear CBBC Sep 2009 R	0.2500	13,500 per 12,000 units	12,700 per 12,000 units	2009/09/29	500,000,000	2009/03/23
62630	UBS AG	HSI R Bear CBBC Oct 2009 A	0.2500	13,700 per 8,000 units	12,900 per 8,000 units	2009/10/29	500,000,000	2009/03/23
62716	BNP Paribas Arbit Issu B.V.	CC Bank R Bull CBBC Nov 2009 A	0.2500	3.2000	4.0000	2009/11/30	100,000,000	2009/03/24
62720	BNP Paribas Arbit Issu B.V.	CC Bank R Bear CBBC Nov 2009 B	0.2500	5.6000	4.8000	2009/11/30	100,000,000	2009/03/24
62670	BNP Paribas Arbit Issu B.V.	Ch Life R Bull CBBC Oct 2009 D	0.5300	20.0000	22.0000	2009/10/30	100,000,000	2009/03/24
62671	BNP Paribas Arbit Issu B.V.	Ch Life R Bull CBBC Nov 2009 B	0.3300	22.0000	24.0000	2009/11/30	100,000,000	2009/03/24
62674	BNP Paribas Arbit Issu B.V.	Ch Life R Bear CBBC Oct 2009 E	0.2800	28.0000	26.0000	2009/10/30	100,000,000	2009/03/24
62669	BNP Paribas Arbit Issu B.V.	HKEEx R Bull CBBC Nov 2009 A	0.2500	48 per 100 units	56 per 100 units	2009/11/30	100,000,000	2009/03/24
62673	BNP Paribas Arbit Issu B.V.	HKEEx R Bear CBBC Nov 2009 B	0.2500	80 per 100 units	72 per 100 units	2009/11/30	100,000,000	2009/03/24
62672	BNP Paribas Arbit Issu B.V.	HSBC R Bull CBBC Nov 2009 E	0.2500	32 per 100 units	36 per 100 units	2009/11/30	200,000,000	2009/03/24
62718	BNP Paribas Arbit Issu B.V.	HSBC R Bull CBBC Dec 2009 C	0.2500	36 per 100 units	40 per 100 units	2009/12/31	200,000,000	2009/03/24
62676	BNP Paribas Arbit Issu B.V.	HSI R Bull CBBC Nov 2009 S	0.2500	11,400 per 12,000 units	12,000 per 12,000 units	2009/11/27	300,000,000	2009/03/24
62677	BNP Paribas Arbit Issu B.V.	HSI R Bull CBBC Nov 2009 T	0.2500	11,800 per 10,000 units	12,400 per 10,000 units	2009/11/27	300,000,000	2009/03/24
62678	BNP Paribas Arbit Issu B.V.	HSI R Bull CBBC Dec 2009 V	0.2500	12,000 per 14,000 units	12,800 per 14,000 units	2009/12/30	300,000,000	2009/03/24
62717	BNP Paribas Arbit Issu B.V.	HSI R Bull CBBC Dec 2009 W	0.2500	12,200 per 12,000 units	13,000 per 12,000 units	2009/12/30	300,000,000	2009/03/24
62675	BNP Paribas Arbit Issu B.V.	HSI R Bear CBBC Sep 2009 C	0.2500	14,300 per 16,000 units	13,700 per 16,000 units	2009/09/29	300,000,000	2009/03/24
62722	Deutsche Bank AG	China Life R Bear CBBC Aug 2009 W	0.2500	26.1800	25.1800	2009/08/10	150,000,000	2009/03/24
62724	Deutsche Bank AG	HKEEx R Bear CBBC Aug 2009 D	0.2500	79.68 per 100 units	72.68 per 100 units	2009/08/03	150,000,000	2009/03/24

## Newly listed callable bull/bear contracts (continued)

Code	Issuer	Name of issue	Issue prices (HK\$)	Strike price (HKD) / Strike level per 10 units	Call price (HKD) / Call level per 10 units	Expiry date	No. of issue (units)	Listing date
62721	Deutsche Bank AG	HSI R Bull CBBC Oct 2009 D	0.2500	12,200 per 12,000 units	12,700 per 12,000 units	2009/10/29	300,000,000	2009/03/24
62719	Deutsche Bank AG	HSI R Bull CBBC Oct 2009 U	0.2800	11,600 per 15,000 units	12,400 per 15,000 units	2009/10/29	300,000,000	2009/03/24
62723	Deutsche Bank AG	HSI R Bear CBBC Oct 2009 A	0.3800	14,800 per 12,000 units	14,300 per 12,000 units	2009/10/29	300,000,000	2009/03/24
62649	HK Bank	HSI R Bull CBBC Oct 2009 B	0.2500	9,500 per 25,000 units	10,300 per 25,000 units	2009/10/29	600,000,000	2009/03/24
62654	HK Bank	HSI R Bull CBBC Oct 2009 C	0.2500	10,500 per 20,000 units	11,300 per 20,000 units	2009/10/29	600,000,000	2009/03/24
62655	HK Bank	HSI R Bull CBBC Oct 2009 D	0.2500	11,000 per 15,000 units	11,800 per 15,000 units	2009/10/29	600,000,000	2009/03/24
62694	KBC Fin Products Int'l Ltd.	China Life R Bull CBBC Aug 09F	0.4100	21.4800	22.9800	2009/08/14	168,000,000	2009/03/24
62695	KBC Fin Products Int'l Ltd.	China Life R Bull CBBC Sep 09F	0.5100	20.4800	21.9800	2009/09/01	168,000,000	2009/03/24
62696	KBC Fin Products Int'l Ltd.	China Life R Bull CBBC Oct 09B	0.6500	18.9800	20.4800	2009/10/09	148,000,000	2009/03/24
62693	KBC Fin Products Int'l Ltd.	A50 China R Bull CBBC Sep 09B	0.2500	8.8800	9.6800	2009/09/10	208,000,000	2009/03/24
62697	KBC Fin Products Int'l Ltd.	HKEx R Bull CBBC Aug 2009 D	0.2500	53.38 per 100 units	59.88 per 100 units	2009/08/03	328,000,000	2009/03/24
62698	KBC Fin Products Int'l Ltd.	HKEx R Bull CBBC Oct 2009 A	0.3000	47.88 per 100 units	54.88 per 100 units	2009/10/15	328,000,000	2009/03/24
62702	KBC Fin Products Int'l Ltd.	HKEx R Bear CBBC Sep 2009 C	0.3800	82.48 per 100 units	75.48 per 100 units	2009/09/15	258,000,000	2009/03/24
62701	KBC Fin Products Int'l Ltd.	HKEx R Bear CBBC Oct 2009 B	0.3000	74.80 per 100 units	67.80 per 100 units	2009/10/02	328,000,000	2009/03/24
62699	KBC Fin Products Int'l Ltd.	HSBC R Bull CBBC Oct 2009 D	0.2500	31.28 per 100 units	35.88 per 100 units	2009/10/15	138,000,000	2009/03/24
62700	KBC Fin Products Int'l Ltd.	HSBC R Bull CBBC Nov 2009 B	0.2500	33.88 per 100 units	38.88 per 100 units	2009/11/03	138,000,000	2009/03/24
62703	KBC Fin Products Int'l Ltd.	HSBC R Bear CBBC Oct 2009 E	0.2900	51 per 100 units	47 per 100 units	2009/10/08	138,000,000	2009/03/24
62704	KBC Fin Products Int'l Ltd.	HSBC R Bear CBBC Nov 2009 C	0.2500	47 per 100 units	42 per 100 units	2009/11/02	138,000,000	2009/03/24
62683	KBC Fin Products Int'l Ltd.	HSI R Bull CBBC Oct 2009 T	0.3200	10,900 per 10,000 units	11,700 per 10,000 units	2009/10/29	158,000,000	2009/03/24
62684	KBC Fin Products Int'l Ltd.	HSI R Bull CBBC Nov 2009 H	0.3100	9,900 per 12,000 units	10,400 per 12,000 units	2009/11/27	188,000,000	2009/03/24
62685	KBC Fin Products Int'l Ltd.	HSI R Bull CBBC Nov 2009 I	0.2800	10,300 per 12,000 units	10,800 per 12,000 units	2009/11/27	188,000,000	2009/03/24
62686	KBC Fin Products Int'l Ltd.	HSI R Bull CBBC Nov 2009 J	0.2800	11,100 per 12,000 units	11,900 per 12,000 units	2009/11/27	188,000,000	2009/03/24
62687	KBC Fin Products Int'l Ltd.	HSI R Bull CBBC Nov 2009 K	0.2600	11,300 per 10,000 units	11,800 per 10,000 units	2009/11/27	158,000,000	2009/03/24
62688	KBC Fin Products Int'l Ltd.	HSI R Bull CBBC Nov 2009 L	0.2800	11,600 per 10,000 units	12,100 per 10,000 units	2009/11/27	158,000,000	2009/03/24
62682	KBC Fin Products Int'l Ltd.	HSI R Bear CBBC Sep 2009 V	0.2500	14,200 per 12,000 units	13,700 per 12,000 units	2009/09/29	158,000,000	2009/03/24
62689	KBC Fin Products Int'l Ltd.	HSI R Bear CBBC Oct 2009 U	0.2700	14,600 per 12,000 units	14,100 per 12,000 units	2009/10/29	188,000,000	2009/03/24
62690	KBC Fin Products Int'l Ltd.	HSI R Bear CBBC Nov 2009 M	0.3200	14,900 per 12,000 units	14,400 per 12,000 units	2009/11/27	188,000,000	2009/03/24
62691	KBC Fin Products Int'l Ltd.	HSI R Bear CBBC Nov 2009 N	0.2700	15,300 per 12,000 units	14,800 per 12,000 units	2009/11/27	188,000,000	2009/03/24
62647	Macquarie Bank Ltd.	HSI R Bull CBBC Sep 2009 G	0.2500	11,200 per 11,000 units	12,000 per 11,000 units	2009/09/29	150,000,000	2009/03/24
62656	SGA Societe Generale Acceptance N.V.	BOCom R Bear CBBC Oct09A	0.2500	7.0000	6.2000	2009/10/27	200,000,000	2009/03/24
62662	SGA Societe Generale Acceptance N.V.	COVS R Bear CBBC Oct09C	0.4200	17.2000	15.2000	2009/10/27	100,000,000	2009/03/24
62663	SGA Societe Generale Acceptance N.V.	CUni R Bull CBBC Oct09A	0.2600	5.5000	6.5000	2009/10/27	100,000,000	2009/03/24
62661	SGA Societe Generale Acceptance N.V.	CCHC R Bull CBBC Oct09A	0.2500	3.2000	4.0000	2009/10/27	150,000,000	2009/03/24
62660	SGA Societe Generale Acceptance N.V.	CCoal R Bear CBBC Oct09A	0.2500	7.7000	6.7000	2009/10/27	200,000,000	2009/03/24
62657	SGA Societe Generale Acceptance N.V.	CLife R Bull CBBC Nov09D	0.3700	21.8000	23.0000	2009/11/30	100,000,000	2009/03/24
62658	SGA Societe Generale Acceptance N.V.	CLife R Bear CBBC Nov09E	0.3900	29.0000	27.5000	2009/11/30	100,000,000	2009/03/24
62659	SGA Societe Generale Acceptance N.V.	CLife R Bear CBBC Nov09F	0.5000	30.0000	28.5000	2009/11/30	100,000,000	2009/03/24
62692	SGA Societe Generale Acceptance N.V.	CP&CC R Bull CBBC Nov09A	0.2500	3.2000	3.8000	2009/11/30	200,000,000	2009/03/24
62667	SGA Societe Generale Acceptance N.V.	HKEx R Bull CBBC Sep09M	0.2500	50 per 100 units	57 per 100 units	2009/09/29	200,000,000	2009/03/24
62664	SGA Societe Generale Acceptance N.V.	HSBC R Bull CBBC Oct09H	0.2500	30 per 100 units	36 per 100 units	2009/10/23	200,000,000	2009/03/24
62665	SGA Societe Generale Acceptance N.V.	HSBC R Bear CBBC Oct09I	0.2500	50.80 per 100 units	44.80 per 100 units	2009/10/23	200,000,000	2009/03/24
62666	SGA Societe Generale Acceptance N.V.	HSBC R Bear CBBC Oct09J	0.2500	56 per 100 units	50 per 100 units	2009/10/23	200,000,000	2009/03/24
62648	SGA Societe Generale Acceptance N.V.	HSI R Bull CBBC Sep09S	0.2500	11,500 per 12,000 units	12,300 per 12,000 units	2009/09/29	300,000,000	2009/03/24

## Newly listed callable bull/bear contracts (continued)

Code	Issuer	Name of issue	Issue prices (HK\$)	Strike price (HKD) / Strike level per 10 units	Call price (HKD) / Call level per 10 units	Expiry date	No. of issue (units)	Listing date
62653	SGA Societe Generale Acceptance N.V.	HSI R Bear CBBC Sep09T	0.2500	14,700 per 12,000 units	13,900 per 12,000 units	2009/09/29	300,000,000	2009/03/24
62668	SGA Societe Generale Acceptance NV	PingAn R Bear CBBC Oct09B	0.2500	63 per 100 units	55 per 100 units	2009/10/23	200,000,000	2009/03/24
62705	UBS AG	BankComm R Bull CBBC Oct 2009 D	0.2500	3.8800	4.8800	2009/10/27	200,000,000	2009/03/24
62707	UBS AG	CC Bank R Bull CBBC Dec 2009 A	0.2500	3.0800	3.8800	2009/12/14	200,000,000	2009/03/24
62706	UBS AG	CCCCL R Bull CBBC Nov 2009 A	0.2600	5.8800	6.8800	2009/11/23	200,000,000	2009/03/24
62709	UBS AG	CNOOC R Bull CBBC Oct 2009 F	0.2500	5.8800	6.8800	2009/10/19	200,000,000	2009/03/24
62708	UBS AG	Sinopec Corp R Bull CBBC Oct 2009 B	0.2500	2.8800	3.8800	2009/10/27	200,000,000	2009/03/24
62710	UBS AG	HKEx R Bull CBBC Oct 2009 G	0.2500	55.88 per 100 units	63.88 per 100 units	2009/10/27	300,000,000	2009/03/24
62711	UBS AG	HSBC R Bull CBBC Oct 2009 Q	0.2500	32.88 per 100 units	38.88 per 100 units	2009/10/12	300,000,000	2009/03/24
62679	UBS AG	HSCEI R Bull CBBC Oct 2009 E	0.2500	6,800 per 7,000 units	7,500 per 7,000 units	2009/10/29	300,000,000	2009/03/24
62714	UBS AG	HSCEI R Bear CBBC Oct 2009 F	0.2500	8,400 per 7,000 units	7,700 per 7,000 units	2009/10/29	300,000,000	2009/03/24
62680	UBS AG	HSI R Bull CBBC Nov 2009 E	0.2500	11,900 per 18,000 units	12,900 per 18,000 units	2009/11/27	500,000,000	2009/03/24
62681	UBS AG	HSI R Bull CBBC Nov 2009 F	0.2500	10,600 per 28,000 units	11,600 per 28,000 units	2009/11/27	500,000,000	2009/03/24
62715	UBS AG	HSI R Bear CBBC Oct 2009 H	0.2500	14,000 per 12,000 units	13,200 per 12,000 units	2009/10/29	500,000,000	2009/03/24
62712	UBS AG	ICBC R Bull CBBC Nov 2009 A	0.2500	2.5800	3.3800	2009/11/23	200,000,000	2009/03/24
62713	UBS AG	SHK Ppt R Bull CBBC Oct 2009 D	0.2500	50.88 per 100 units	58.88 per 100 units	2009/10/27	200,000,000	2009/03/24
62755	Deutsche Bank AG	CC Bank R Bull CBBC Aug 2009 E	0.2500	2.6800	3.6800	2009/08/03	150,000,000	2009/03/25
62757	Deutsche Bank AG	HSBC R Bull CBBC Sep 2009 E	0.2500	27.88 per 100 units	35.88 per 100 units	2009/09/14	150,000,000	2009/03/25
62756	Deutsche Bank AG	HSI R Bear CBBC Oct 2009 H	0.2500	14,000 per 15,000 units	13,200 per 15,000 units	2009/10/29	300,000,000	2009/03/25
62741	Goldman Sachs SP (Asia)	HSI R Bull CBBC Sep 2009 D	0.2500	11,200 per 15,000 units	11,700 per 15,000 units	2009/09/29	200,000,000	2009/03/25
62742	Goldman Sachs SP (Asia)	HSI R Bull CBBC Sep 2009 E	0.2500	11,600 per 15,000 units	12,100 per 15,000 units	2009/09/29	200,000,000	2009/03/25
62743	Goldman Sachs SP (Asia)	HSI R Bull CBBC Sep 2009 F	0.2500	12,000 per 12,000 units	12,500 per 12,000 units	2009/09/29	200,000,000	2009/03/25
62747	Goldman Sachs SP (Asia)	HSI R Bear CBBC Sep 2009 G	0.2500	14,000 per 12,000 units	13,500 per 12,000 units	2009/09/29	200,000,000	2009/03/25
62748	Goldman Sachs SP (Asia)	HSI R Bear CBBC Sep 2009 H	0.2900	15,200 per 15,000 units	14,700 per 15,000 units	2009/09/29	200,000,000	2009/03/25
62737	KBC Fin Products Int'l Ltd.	Ch Life R Bear CBBC Sep 2009 G	0.4300	25.6800	24.1800	2009/09/18	168,000,000	2009/03/25
62733	KBC Fin Products Int'l Ltd.	HSCEI R Bull CBBC Sep 2009 D	0.2500	5,900 per 15,000 units	6,500 per 15,000 units	2009/09/29	268,000,000	2009/03/25
62734	KBC Fin Products Int'l Ltd.	HSCEI R Bull CBBC Sep 2009 E	0.2500	6,200 per 12,000 units	6,800 per 12,000 units	2009/09/29	268,000,000	2009/03/25
62735	KBC Fin Products Int'l Ltd.	HSCEI R Bull CBBC Oct 2009 D	0.2600	6,500 per 12,000 units	7,100 per 12,000 units	2009/10/29	268,000,000	2009/03/25
62736	KBC Fin Products Int'l Ltd.	HSCEI R Bull CBBC Oct 2009 E	0.2500	6,800 per 12,000 units	7,400 per 12,000 units	2009/10/29	268,000,000	2009/03/25
62738	KBC Fin Products Int'l Ltd.	HSCEI R Bear CBBC Sep 2009 F	0.2500	8,700 per 15,000 units	8,100 per 15,000 units	2009/09/29	268,000,000	2009/03/25
62739	KBC Fin Products Int'l Ltd.	HSCEI R Bear CBBC Oct 2009 F	0.4000	9,200 per 10,000 units	8,600 per 10,000 units	2009/10/29	238,000,000	2009/03/25
62740	KBC Fin Products Int'l Ltd.	HSCEI R Bear CBBC Dec 2009 B	0.4300	9,600 per 12,000 units	9,000 per 12,000 units	2009/12/30	208,000,000	2009/03/25
62725	Macquarie Bank Ltd.	HSI R Bull CBBC Dec 2009 C	0.2500	12,000 per 11,800 units	12,600 per 11,800 units	2009/12/30	150,000,000	2009/03/25
62726	Macquarie Bank Ltd.	HSI R Bear CBBC Sep 2009 H	0.2500	14,000 per 11,300 units	13,400 per 11,300 units	2009/09/29	150,000,000	2009/03/25
62729	SGA Societe Generale Acceptance N.V.	CMob R Bull CBBC Dec09A	0.2800	40 per 100 units	46 per 100 units	2009/12/21	200,000,000	2009/03/25
62730	SGA Societe Generale Acceptance N.V.	CUini R Bear CBBC Dec09A	0.4400	12.0000	10.0000	2009/12/21	100,000,000	2009/03/25
62727	SGA Societe Generale Acceptance N.V.	CCB R Bull CBBC Nov09A	0.2500	3.2000	3.8000	2009/11/30	200,000,000	2009/03/25
62728	SGA Societe Generale Acceptance N.V.	CCHC R Bear CBBC Dec09A	0.2700	7.5000	6.2000	2009/12/21	100,000,000	2009/03/25
62731	SGA Societe Generale Acceptance N.V.	PetCh R Bull CBBC Oct09I	0.2500	4.6000	5.3000	2009/10/05	200,000,000	2009/03/25
62732	SGA Societe Generale Acceptance N.V.	TCH R Bear CBBC Dec09A	0.3000	82 per 100 units	68 per 100 units	2009/12/21	100,000,000	2009/03/25
62744	UBS AG	HSBC R Bull CBBC Oct 2009 R	0.2500	35.38 per 100 units	41.38 per 100 units	2009/10/27	300,000,000	2009/03/25
62745	UBS AG	HSI R Bull CBBC Jul 2009 A	0.2500	10,700 per 15,000 units	11,200 per 15,000 units	2009/07/30	500,000,000	2009/03/25
62746	UBS AG	HSI R Bull CBBC Jul 2009 B	0.2500	10,900 per 10,000 units	11,400 per 10,000 units	2009/07/30	500,000,000	2009/03/25

## Newly listed callable bull/bear contracts (continued)

Code	Issuer	Name of issue	Issue prices (HK\$)	Strike price (HKD) / Strike level per 10 units	Call price (HKD) / Call level per 10 units	Expiry date	No. of issue (units)	Listing date
62749	UBS AG	HSI R Bull CBBC Jul 2009 C	0.2500	11,200 per 15,000 units	11,700 per 15,000 units	2009/07/30	500,000,000	2009/03/25
62750	UBS AG	HSI R Bull CBBC Jul 2009 D	0.2500	11,400 per 10,000 units	11,900 per 10,000 units	2009/07/30	500,000,000	2009/03/25
62751	UBS AG	HSI R Bull CBBC Jul 2009 H	0.2500	11,700 per 15,000 units	12,200 per 15,000 units	2009/07/30	500,000,000	2009/03/25
62752	UBS AG	HSI R Bull CBBC Jul 2009 I	0.2500	11,900 per 10,000 units	12,400 per 10,000 units	2009/07/30	500,000,000	2009/03/25
62753	UBS AG	HSI R Bull CBBC Jul 2009 J	0.2500	12,200 per 15,000 units	12,700 per 15,000 units	2009/07/30	500,000,000	2009/03/25
62754	UBS AG	HSI R Bull CBBC Jul 2009 L	0.2500	12,400 per 10,000 units	12,900 per 10,000 units	2009/07/30	500,000,000	2009/03/25
62758	UBS AG	HSI R Bear CBBC Jul 2009 M	0.2500	13,800 per 15,000 units	13,300 per 15,000 units	2009/07/30	500,000,000	2009/03/25
62759	UBS AG	HSI R Bear CBBC Jul 2009 N	0.2500	14,000 per 10,000 units	13,500 per 10,000 units	2009/07/30	500,000,000	2009/03/25
62760	UBS AG	HSI R Bear CBBC Jul 2009 T	0.2500	14,300 per 15,000 units	13,800 per 15,000 units	2009/07/30	500,000,000	2009/03/25
62761	UBS AG	HSI R Bear CBBC Jul 2009 U	0.2500	14,500 per 10,000 units	14,000 per 10,000 units	2009/07/30	500,000,000	2009/03/25
62762	UBS AG	HSI R Bear CBBC Jul 2009 V	0.2500	14,800 per 15,000 units	14,300 per 15,000 units	2009/07/30	500,000,000	2009/03/25
62763	UBS AG	HSI R Bear CBBC Jul 2009 W	0.2500	15,000 per 10,000 units	14,500 per 10,000 units	2009/07/30	500,000,000	2009/03/25
62764	UBS AG	HSI R Bear CBBC Jul 2009 X	0.2500	15,300 per 15,000 units	14,800 per 15,000 units	2009/07/30	500,000,000	2009/03/25
62765	ABN AMRO Bank N.V.	DJIA R Bull CBBC Sep 2009 E	0.5710	6,200 per 20,000 units	6,700 per 20,000 units	2009/09/18	80,000,000	2009/03/26
62769	ABN AMRO Bank N.V.	DJIA R Bear CBBC Sep 2009 F	0.4670	8,600 per 20,000 units	8,100 per 20,000 units	2009/09/18	80,000,000	2009/03/26
62770	ABN AMRO Bank N.V.	DJIA R Bear CBBC Sep 2009 G	0.7020	9,200 per 20,000 units	8,700 per 20,000 units	2009/09/18	80,000,000	2009/03/26
62778	BNP Paribas Arbit Issu B.V.	HSI R Bear CBBC Sep 2009 B	0.2500	14,000 per 15,000 units	13,400 per 15,000 units	2009/09/29	300,000,000	2009/03/26
62779	BNP Paribas Arbit Issu B.V.	HSI R Bear CBBC Sep 2009 E	0.2500	14,700 per 12,000 units	14,100 per 12,000 units	2009/09/29	300,000,000	2009/03/26
62767	HK Bank	HSI R Bull CBBC Oct 2009 E	0.2500	11,500 per 14,000 units	12,300 per 14,000 units	2009/10/29	380,000,000	2009/03/26
62768	HK Bank	HSI R Bull CBBC Dec 2009 A	0.2500	10,900 per 18,000 units	11,500 per 18,000 units	2009/12/30	380,000,000	2009/03/26
62772	HK Bank	HSI R Bull CBBC Dec 2009 B	0.2500	11,400 per 16,000 units	12,000 per 16,000 units	2009/12/30	380,000,000	2009/03/26
62773	HK Bank	HSI R Bear CBBC Oct 2009 F	0.2500	14,800 per 15,000 units	14,000 per 15,000 units	2009/10/29	380,000,000	2009/03/26
62785	KBC Fin Products Int'l Ltd.	HSI R Bull CBBC Jul 2009 R	0.2500	12,300 per 10,000 units	12,800 per 10,000 units	2009/07/30	158,000,000	2009/03/26
62786	KBC Fin Products Int'l Ltd.	HSI R Bull CBBC Jul 2009 S	0.2500	12,500 per 10,000 units	13,000 per 10,000 units	2009/07/30	158,000,000	2009/03/26
62790	KBC Fin Products Int'l Ltd.	HSI R Bear CBBC Jul 2009 T	0.3200	14,400 per 10,000 units	13,900 per 10,000 units	2009/07/30	158,000,000	2009/03/26
62791	KBC Fin Products Int'l Ltd.	HSI R Bear CBBC Jul 2009 U	0.3900	15,000 per 10,000 units	14,500 per 10,000 units	2009/07/30	158,000,000	2009/03/26
62766	SGA Societe Generale Acceptance N.V.	HSI R Bull CBBC Sep09U	0.2500	11,700 per 15,000 units	12,500 per 15,000 units	2009/09/29	300,000,000	2009/03/26
62771	SGA Societe Generale Acceptance N.V.	HSI R Bear CBBC Sep09V	0.2500	15,100 per 15,000 units	14,300 per 15,000 units	2009/09/29	300,000,000	2009/03/26
62780	UBS AG	CC Bank R Bear CBBC Dec 2009 B	0.2500	5.9800	5.3800	2009/12/14	200,000,000	2009/03/26
62781	UBS AG	China Life R Bull CBBC Oct 2009 Q	0.2500	22.8800	23.8800	2009/10/19	300,000,000	2009/03/26
62782	UBS AG	A50 China R Bull CBBC Nov 2009 J	0.2500	9.0800	9.8800	2009/11/23	300,000,000	2009/03/26
62774	UBS AG	HSI R Bull CBBC Nov 2009 L	0.2500	10,800 per 38,000 units	11,800 per 38,000 units	2009/11/27	500,000,000	2009/03/26
62775	UBS AG	HSI R Bull CBBC Nov 2009 O	0.2500	11,100 per 28,000 units	12,100 per 28,000 units	2009/11/27	500,000,000	2009/03/26
62776	UBS AG	HSI R Bull CBBC Nov 2009 R	0.2500	11,200 per 23,000 units	12,200 per 23,000 units	2009/11/27	500,000,000	2009/03/26
62777	UBS AG	HSI R Bull CBBC Nov 2009 T	0.2500	12,200 per 8,000 units	13,000 per 8,000 units	2009/11/27	500,000,000	2009/03/26
62783	UBS AG	Ping An R Bear CBBC Oct 2009 E	0.2500	56.88 per 100 units	48.88 per 100 units	2009/10/27	200,000,000	2009/03/26
62784	UBS AG	Ping An R Bear CBBC Oct 2009 F	0.2500	61.88 per 100 units	53.88 per 100 units	2009/10/27	200,000,000	2009/03/26
62802	Deutsche Bank AG	HSBC R Bear CBBC Sep 2009 F	0.2500	52.88 per 100 units	45.88 per 100 units	2009/09/14	150,000,000	2009/03/27
62801	Deutsche Bank AG	HSI R Bear CBBC Nov 2009 G	0.2500	13,800 per 15,000 units	13,000 per 15,000 units	2009/11/27	300,000,000	2009/03/27
62798	Deutsche Bank AG	HSI R Bear CBBC Nov 2009 P	0.2500	13,600 per 12,000 units	13,100 per 12,000 units	2009/11/27	300,000,000	2009/03/27
62800	Deutsche Bank AG	HSI R Bear CBBC Nov 2009 S	0.2500	13,400 per 12,000 units	12,900 per 12,000 units	2009/11/27	300,000,000	2009/03/27
62792	CC Rabobank B.A.	A50 China R Bull CBBC Nov 2009 A	0.2500	8.5000	9.3000	2009/11/27	120,000,000	2009/03/27
62796	CC Rabobank B.A.	A50 China R Bear CBBC Nov 2009 B	0.3600	12.1000	11.3000	2009/11/27	120,000,000	2009/03/27

## Newly listed callable bull/bear contracts (continued)

Code	Issuer	Name of issue	Issue prices (HK\$)	Strike price (HKD) / Strike level per 10 units	Call price (HKD) / Call level per 10 units	Expiry date	No. of issue (units)	Listing date
62793	CC Rabobank B.A.	HSCEI R Bull CBBC Dec 2009 C	0.2500	6,600 per 8,000 units	7,100 per 8,000 units	2009/12/30	200,000,000	2009/03/27
62797	CC Rabobank B.A.	HSCEI R Bear CBBC Dec 2009 D	0.2500	8,800 per 8,000 units	8,300 per 8,000 units	2009/12/30	200,000,000	2009/03/27
62794	CC Rabobank B.A.	HSI R Bull CBBC Oct 2009 B	0.2500	11,100 per 11,000 units	11,700 per 11,000 units	2009/10/29	108,000,000	2009/03/27
62795	CC Rabobank B.A.	HSI R Bull CBBC Oct 2009 C	0.2500	11,600 per 11,000 units	12,200 per 11,000 units	2009/10/29	108,000,000	2009/03/27
62787	SGA Societe Generale Acceptance N.V.	CRail R Bear CBBC Dec09B	0.2500	7.0000	6.0000	2009/12/30	200,000,000	2009/03/27
62789	SGA Societe Generale Acceptance N.V.	A50 R Bull CBBC Oct09B	0.2500	8.5000	9.3000	2009/10/23	200,000,000	2009/03/27
62788	SGA Societe Generale Acceptance N.V.	HKEEx R Bull CBBC Sep09N	0.2500	55 per 100 units	62 per 100 units	2009/09/29	200,000,000	2009/03/27
62799	UBS AG	China Mobile R Bear CBBC Nov 2009 A	0.2500	72.88 per 100 units	66.88 per 100 units	2009/11/16	300,000,000	2009/03/27
62842	Deutsche Bank AG	China Life R Bull CBBC Aug 2009 U	0.2500	24.1800	25.1800	2009/08/31	150,000,000	2009/03/30
62843	Deutsche Bank AG	CNOOC R Bull CBBC Aug 2009 E	0.2500	6.1800	7.1800	2009/08/17	150,000,000	2009/03/30
62821	Deutsche Bank AG	HSI R Bull CBBC Dec 2009 A	0.2700	12,200 per 15,000 units	13,000 per 15,000 units	2009/12/30	300,000,000	2009/03/30
62822	Deutsche Bank AG	HSI R Bull CBBC Dec 2009 B	0.2500	12,600 per 12,000 units	13,100 per 12,000 units	2009/12/30	300,000,000	2009/03/30
62844	Deutsche Bank AG	HSI R Bull CBBC Dec 2009 C	0.2700	12,400 per 15,000 units	13,200 per 15,000 units	2009/12/30	300,000,000	2009/03/30
62845	Deutsche Bank AG	HSI R Bull CBBC Dec 2009 D	0.2500	12,800 per 12,000 units	13,300 per 12,000 units	2009/12/30	300,000,000	2009/03/30
62846	Deutsche Bank AG	HSI R Bear CBBC Dec 2009 E	0.3800	15,200 per 12,000 units	14,700 per 12,000 units	2009/12/30	300,000,000	2009/03/30
62847	Deutsche Bank AG	HSI R Bear CBBC Dec 2009 F	0.4200	15,600 per 12,000 units	15,100 per 12,000 units	2009/12/30	300,000,000	2009/03/30
62848	Deutsche Bank AG	HSI R Bear CBBC Dec 2009 G	0.4800	16,600 per 12,000 units	16,100 per 12,000 units	2009/12/30	300,000,000	2009/03/30
62841	Goldman Sachs SP (Asia)	HSI R Bull CBBC Oct 2009 B	0.2500	12,400 per 15,000 units	12,900 per 15,000 units	2009/10/29	200,000,000	2009/03/30
62839	KBC Fin Products Int'l Ltd.	China Life R Bull CBBC Sep 09H	0.4000	22.6800	24.1800	2009/09/10	168,000,000	2009/03/30
62840	KBC Fin Products Int'l Ltd.	Ch Life R Bear CBBC Oct 2009 C	0.4200	28.3000	26.8000	2009/10/02	168,000,000	2009/03/30
62838	KBC Fin Products Int'l Ltd.	A50 China R Bull CBBC Oct 09 B	0.2500	9.2800	10.0800	2009/10/16	208,000,000	2009/03/30
62836	KBC Fin Products Int'l Ltd.	HSI R Bull CBBC Aug 2009 V	0.2500	12,400 per 12,000 units	13,200 per 12,000 units	2009/08/28	188,000,000	2009/03/30
62837	KBC Fin Products Int'l Ltd.	HSI R Bull CBBC Aug 2009 Y	0.2500	12,600 per 10,000 units	13,400 per 10,000 units	2009/08/28	158,000,000	2009/03/30
62823	KBC Fin Products Int'l Ltd.	HSI R Bear CBBC Aug 2009 Z	0.2500	14,100 per 10,000 units	13,300 per 10,000 units	2009/08/28	158,000,000	2009/03/30
62824	KBC Fin Products Int'l Ltd.	HSI R Bear CBBC Sep 2009 N	0.2500	14,200 per 12,000 units	13,400 per 12,000 units	2009/09/29	188,000,000	2009/03/30
62803	SGA Societe Generale Acceptance N.V.	BOCL R Bull CBBC Oct09B	0.2500	1.5000	1.9500	2009/10/30	200,000,000	2009/03/30
62808	SGA Societe Generale Acceptance N.V.	COVS R Bull CBBC Oct09D	0.3600	9.0000	10.4000	2009/10/27	100,000,000	2009/03/30
62809	SGA Societe Generale Acceptance N.V.	CTel R Bull CBBC Oct09A	0.2500	2.1000	2.6000	2009/10/27	150,000,000	2009/03/30
62805	SGA Societe Generale Acceptance N.V.	CCCCL R Bull CBBC Sep09C	0.2500	6.0000	7.0000	2009/09/28	100,000,000	2009/03/30
62806	SGA Societe Generale Acceptance N.V.	CCoal R Bull CBBC Oct09B	0.2500	4.0000	4.8000	2009/10/27	200,000,000	2009/03/30
62804	SGA Societe Generale Acceptance N.V.	CK(H) R Bull CBBC Oct09C	0.2500	46 per 100 units	54 per 100 units	2009/10/27	150,000,000	2009/03/30
62807	SGA Societe Generale Acceptance N.V.	CMB R Bull CBBC Oct09A	0.4200	8.6000	10.6000	2009/10/27	100,000,000	2009/03/30
62810	SGA Societe Generale Acceptance N.V.	CNOOC R Bull CBBC Sep09A	0.2500	5.5000	6.5000	2009/09/30	200,000,000	2009/03/30
62813	SGA Societe Generale Acceptance NV	HSCEI R Bull CBBC Oct09A	0.2500	5,000 per 12,000 units	5,800 per 12,000 units	2009/10/29	200,000,000	2009/03/30
62814	SGA Societe Generale Acceptance NV	HSCEI R Bull CBBC Oct09B	0.2500	5,400 per 12,000 units	6,200 per 12,000 units	2009/10/29	200,000,000	2009/03/30
62815	SGA Societe Generale Acceptance NV	HSCEI R Bull CBBC Oct09C	0.2500	5,800 per 12,000 units	6,600 per 12,000 units	2009/10/29	200,000,000	2009/03/30
62816	SGA Societe Generale Acceptance NV	HSCEI R Bull CBBC Oct09D	0.2500	6,200 per 12,000 units	7,000 per 12,000 units	2009/10/29	200,000,000	2009/03/30
62817	SGA Societe Generale Acceptance NV	HSCEI R Bear CBBC Oct09E	0.2500	8,800 per 12,000 units	8,000 per 12,000 units	2009/10/29	200,000,000	2009/03/30
62818	SGA Societe Generale Acceptance NV	HSCEI R Bear CBBC Oct09F	0.2500	9,200 per 12,000 units	8,400 per 12,000 units	2009/10/29	200,000,000	2009/03/30
62819	SGA Societe Generale Acceptance NV	HSCEI R Bear CBBC Oct09G	0.2500	9,600 per 12,000 units	8,800 per 12,000 units	2009/10/29	200,000,000	2009/03/30
62820	SGA Societe Generale Acceptance NV	HSCEI R Bear CBBC Oct09H	0.2500	10,000 per 12,000 units	9,200 per 12,000 units	2009/10/29	200,000,000	2009/03/30
62811	SGA Societe Generale Acceptance NV	PingAn R Bull CBBC Oct09C	0.2500	33 per 100 units	39 per 100 units	2009/10/23	200,000,000	2009/03/30
62812	SGA Societe Generale Acceptance N.V.	TCH R Bull CBBC Dec09B	0.2500	35 per 100 units	43 per 100 units	2009/12/21	150,000,000	2009/03/30



## Newly listed callable bull/bear contracts (continued)

Code	Issuer	Name of issue	Issue prices (HK\$)	Strike price (HKD) / Strike level per 10 units	Call price (HKD) / Call level per 10 units	Expiry date	No. of issue (units)	Listing date
62831	UBS AG	China Mobile R Bull CBBC Nov 2009 B	0.2500	58.88 per 100 units	64.88 per 100 units	2009/11/16	300,000,000	2009/03/30
62830	UBS AG	Cheung Kong R Bull CBBC Nov 2009 F	0.2500	50.88 per 100 units	58.88 per 100 units	2009/11/16	200,000,000	2009/03/30
62833	UBS AG	CNOOC R Bull CBBC Oct 2009 G	0.2500	6.3800	7.3800	2009/10/19	200,000,000	2009/03/30
62832	UBS AG	China Shenhua R Bull CBBC Oct 2009 D	0.3500	14.8800	15.8800	2009/10/27	200,000,000	2009/03/30
62826	UBS AG	HSI R Bull CBBC Jul 2009 K	0.2500	12,700 per 15,000 units	13,200 per 15,000 units	2009/07/30	500,000,000	2009/03/30
62827	UBS AG	HSI R Bull CBBC Jul 2009 R	0.2500	12,900 per 10,000 units	13,400 per 10,000 units	2009/07/30	500,000,000	2009/03/30
62829	UBS AG	HSI R Bull CBBC Oct 2009 A	0.2500	12,500 per 12,000 units	13,300 per 12,000 units	2009/10/29	500,000,000	2009/03/30
62828	UBS AG	HSI R Bull CBBC Oct 2009 Z	0.2500	12,400 per 18,000 units	13,400 per 18,000 units	2009/10/29	500,000,000	2009/03/30
62825	UBS AG	HSI R Bear CBBC Sep 2009 R	0.2500	14,200 per 8,000 units	13,400 per 8,000 units	2009/09/29	500,000,000	2009/03/30
62834	UBS AG	Petrochina R Bull CBBC Oct 2009 G	0.2500	4.8800	5.8800	2009/10/19	300,000,000	2009/03/30
62835	UBS AG	SHK Ppt R Bull CBBC Oct 2009 E	0.2500	55.88 per 100 units	63.88 per 100 units	2009/10/27	200,000,000	2009/03/30
61952 <sup>†</sup>	SGA Societe Generale Acceptance N.V.	HSI R Bear CBBC Sep09B	0.1090	15,300 per 15,000 units	14,500 per 15,000 units	2009/09/29	200,000,000	2009/03/30
62925	ABN AMRO Bank N.V.	HSI R Bull CBBC Oct 2009 A	0.2500	12,200 per 12,000 units	12,800 per 12,000 units	2009/10/29	250,000,000	2009/03/31
62926	ABN AMRO Bank N.V.	HSI R Bull CBBC Oct 2009 B	0.2500	12,500 per 14,000 units	13,100 per 14,000 units	2009/10/29	250,000,000	2009/03/31
62927	ABN AMRO Bank N.V.	HSI R Bull CBBC Oct 2009 C	0.2500	12,800 per 12,000 units	13,400 per 12,000 units	2009/10/29	250,000,000	2009/03/31
62849	ABN AMRO Bank N.V.	Nikkei 225 R Bull CBBC Sep 2009 B	0.2510	6,700 per 1,000 units	7,300 per 1,000 units	2009/09/11	80,000,000	2009/03/31
62853	ABN AMRO Bank N.V.	Nikkei 225 R Bear CBBC Sep 2009 C	0.2500	10,000 per 1,000 units	9,400 per 1,000 units	2009/09/11	80,000,000	2009/03/31
62854	ABN AMRO Bank N.V.	Nikkei 225 R Bear CBBC Sep 2009 D	0.2520	10,700 per 1,000 units	10,100 per 1,000 units	2009/09/11	80,000,000	2009/03/31
62877	BNP Paribas Arbit Issu B.V.	HSI R Bull CBBC Nov 2009 U	0.2500	11,600 per 20,000 units	12,600 per 20,000 units	2009/11/27	300,000,000	2009/03/31
62878	BNP Paribas Arbit Issu B.V.	HSI R Bull CBBC Nov 2009 V	0.2500	12,700 per 15,000 units	13,300 per 15,000 units	2009/11/27	300,000,000	2009/03/31
62879	BNP Paribas Arbit Issu B.V.	HSI R Bull CBBC Nov 2009 W	0.2500	13,000 per 12,000 units	13,600 per 12,000 units	2009/11/27	300,000,000	2009/03/31
62891	Deutsche Bank AG	China Life R Bear CBBC Aug 2009 I	0.7200	32.1800	31.1800	2009/08/31	150,000,000	2009/03/31
62892	Deutsche Bank AG	China Life R Bear CBBC Aug 2009 J	1.1200	36.1800	35.1800	2009/08/31	150,000,000	2009/03/31
62893	Deutsche Bank AG	Sinopec Corp R Bull CBBC Aug 2009 F	0.2500	2.8800	3.6800	2009/08/10	150,000,000	2009/03/31
62895	Deutsche Bank AG	A50 China R Bull CBBC Aug 2009 F	0.2500	8.8800	9.6800	2009/08/10	150,000,000	2009/03/31
62896	Deutsche Bank AG	A50 China R Bull CBBC Aug 2009 G	0.2500	9.3800	10.1800	2009/08/10	150,000,000	2009/03/31
62924	Deutsche Bank AG	A50 China R Bear CBBC Aug 2009 H	0.4000	13.9800	13.1800	2009/08/10	150,000,000	2009/03/31
62894	Deutsche Bank AG	HKEx R Bull CBBC Aug 2009 E	0.2500	58.18 per 100 units	65.18 per 100 units	2009/08/03	150,000,000	2009/03/31
62923	Deutsche Bank AG	HSBC R Bull CBBC Sep 2009 G	0.2500	32.88 per 100 units	40.88 per 100 units	2009/09/14	150,000,000	2009/03/31
62888	Deutsche Bank AG	HSI R Bull CBBC Dec 2009 H	0.2500	12,600 per 15,000 units	13,400 per 15,000 units	2009/12/30	300,000,000	2009/03/31
62920	Deutsche Bank AG	HSI R Bull CBBC Dec 2009 K	0.2800	12,800 per 15,000 units	13,600 per 15,000 units	2009/12/30	300,000,000	2009/03/31
62921	Deutsche Bank AG	HSI R Bull CBBC Dec 2009 L	0.2500	13,000 per 15,000 units	13,800 per 15,000 units	2009/12/30	300,000,000	2009/03/31
62922	Deutsche Bank AG	HSI R Bull CBBC Dec 2009 M	0.2500	13,200 per 12,000 units	13,700 per 12,000 units	2009/12/30	300,000,000	2009/03/31
62889	Deutsche Bank AG	HSI R Bear CBBC Dec 2009 I	0.3000	16,000 per 12,000 units	15,500 per 12,000 units	2009/12/30	300,000,000	2009/03/31
62890	Deutsche Bank AG	HSI R Bear CBBC Dec 2009 J	0.3500	17,000 per 12,000 units	16,500 per 12,000 units	2009/12/30	300,000,000	2009/03/31
62897	Deutsche Bank AG	Petrochina R Bull CBBC Aug 2009 D	0.2500	4.8800	5.6800	2009/08/10	150,000,000	2009/03/31
62850	HK Bank	HSI R Bull CBBC Dec 2009 C	0.2500	12,000 per 12,000 units	12,600 per 12,000 units	2009/12/30	380,000,000	2009/03/31
62851	HK Bank	HSI R Bull CBBC Dec 2009 D	0.2500	12,400 per 10,000 units	12,900 per 10,000 units	2009/12/30	380,000,000	2009/03/31
62855	HK Bank	HSI R Bear CBBC Dec 2009 E	0.2500	16,600 per 22,000 units	15,800 per 22,000 units	2009/12/30	380,000,000	2009/03/31
62886	KBC Fin Products Int'l Ltd.	CC Bank R Bear CBBC Oct 2009 A	0.2500	5.8800	5.2800	2009/10/08	218,000,000	2009/03/31
62882	KBC Fin Products Int'l Ltd.	CP&CC R Bull CBBC Aug 2009 B	0.2900	1.9800	2.9800	2009/08/03	208,000,000	2009/03/31
62883	KBC Fin Products Int'l Ltd.	CP&CC R Bull CBBC Aug 2009 C	0.2500	2.9000	3.9000	2009/08/12	208,000,000	2009/03/31
62884	KBC Fin Products Int'l Ltd.	CP&CC R Bull CBBC Oct 2009 A	0.2700	2.4800	3.4800	2009/10/08	208,000,000	2009/03/31

## Newly listed callable bull/bear contracts (continued)

Code	Issuer	Name of issue	Issue prices (HK\$)	Strike price (HKD) / Strike level per 10 units	Call price (HKD) / Call level per 10 units	Expiry date	No. of issue (units)	Listing date
62887	KBC Fin Products Int'l Ltd.	CP&CC R Bear CBBC Aug 2009 D	0.2500	5.5800	4.5800	2009/08/05	208,000,000	2009/03/31
62885	KBC Fin Products Int'l Ltd.	CP&CC R Bear CBBC Sep 2009 A	0.3600	6.2800	5.2800	2009/09/01	208,000,000	2009/03/31
62911	KBC Fin Products Int'l Ltd.	HSI R Bull CBBC Sep 2009 V	0.2500	13,100 per 10,000 units	13,900 per 10,000 units	2009/09/29	158,000,000	2009/03/31
62913	KBC Fin Products Int'l Ltd.	HSI R Bull CBBC Oct 2009 L	0.2500	13,100 per 12,000 units	13,600 per 12,000 units	2009/10/29	188,000,000	2009/03/31
62912	KBC Fin Products Int'l Ltd.	HSI R Bull CBBC Oct 2009 M	0.2500	13,000 per 12,000 units	13,800 per 12,000 units	2009/10/29	188,000,000	2009/03/31
62898	KBC Fin Products Int'l Ltd.	HSI R Bear CBBC Aug 2009 P	0.3300	15,500 per 10,000 units	15,000 per 10,000 units	2009/08/28	158,000,000	2009/03/31
62880	KBC Fin Products Int'l Ltd.	HSI R Bear CBBC Aug 2009 T	0.2500	14,200 per 12,000 units	13,700 per 12,000 units	2009/08/28	188,000,000	2009/03/31
62881	KBC Fin Products Int'l Ltd.	HSI R Bear CBBC Sep 2009 O	0.3200	14,600 per 10,000 units	13,800 per 10,000 units	2009/09/29	158,000,000	2009/03/31
62899	KBC Fin Products Int'l Ltd.	HSI R Bear CBBC Sep 2009 T	0.4200	16,100 per 10,000 units	15,300 per 10,000 units	2009/09/29	158,000,000	2009/03/31
62900	KBC Fin Products Int'l Ltd.	HSI R Bear CBBC Oct 2009 Z	0.5000	16,600 per 10,000 units	15,800 per 10,000 units	2009/10/29	158,000,000	2009/03/31
62852	Macquarie Bank Ltd.	SHK Ppt R Bull CBBC Dec 2009 A	0.2500	50 per 100 units	60 per 100 units	2009/12/30	100,000,000	2009/03/31
62856	SGA Societe Generale Acceptance N.V.	BOCom R Bull CBBC Nov09A	0.2500	4.0000	4.6000	2009/11/30	200,000,000	2009/03/31
62860	SGA Societe Generale Acceptance N.V.	CCB R Bull CBBC Nov09B	0.2500	3.6000	4.2000	2009/11/30	200,000,000	2009/03/31
62864	SGA Societe Generale Acceptance N.V.	CCB R Bear CBBC Nov09C	0.2500	5.6000	5.0000	2009/11/30	200,000,000	2009/03/31
62859	SGA Societe Generale Acceptance N.V.	CCCCL R Bear CBBC Sep09D	0.2900	11.5000	10.5000	2009/09/28	100,000,000	2009/03/31
62858	SGA Societe Generale Acceptance N.V.	CCoal R Bear CBBC Oct09C	0.2500	8.4000	7.6000	2009/10/27	100,000,000	2009/03/31
62857	SGA Societe Generale Acceptance N.V.	CK(H) R Bear CBBC Oct09D	0.2500	88 per 100 units	80 per 100 units	2009/10/27	150,000,000	2009/03/31
62861	SGA Societe Generale Acceptance N.V.	CLife R Bull CBBC Nov09G	0.2500	23.3000	24.5000	2009/11/30	100,000,000	2009/03/31
62862	SGA Societe Generale Acceptance N.V.	CRail R Bull CBBC Nov09A	0.2500	3.6000	4.2000	2009/11/30	200,000,000	2009/03/31
62865	SGA Societe Generale Acceptance N.V.	HSI R Bull CBBC Oct09A	0.2500	11,900 per 15,000 units	12,700 per 15,000 units	2009/10/29	300,000,000	2009/03/31
62866	SGA Societe Generale Acceptance N.V.	HSI R Bull CBBC Oct09B	0.2500	12,100 per 15,000 units	12,900 per 15,000 units	2009/10/29	300,000,000	2009/03/31
62867	SGA Societe Generale Acceptance N.V.	HSI R Bear CBBC Oct09C	0.2500	15,000 per 15,000 units	14,200 per 15,000 units	2009/10/29	300,000,000	2009/03/31
62868	SGA Societe Generale Acceptance N.V.	HSI R Bear CBBC Oct09D	0.2500	15,500 per 15,000 units	14,700 per 15,000 units	2009/10/29	300,000,000	2009/03/31
62869	SGA Societe Generale Acceptance N.V.	HSI R Bear CBBC Oct09E	0.2500	15,900 per 15,000 units	15,100 per 15,000 units	2009/10/29	300,000,000	2009/03/31
62863	SGA Societe Generale Acceptance N.V.	ICBC R Bull CBBC Sep09C	0.2500	2.7000	3.2000	2009/09/28	200,000,000	2009/03/31
62914	UBS AG	Cheung Kong R Bull CBBC Nov 2009 G	0.2500	55.88 per 100 units	63.88 per 100 units	2009/11/16	200,000,000	2009/03/31
62905	UBS AG	China Life R Bull CBBC Oct 2009 R	0.2500	23.8800	24.8800	2009/10/19	300,000,000	2009/03/31
62906	UBS AG	CNOOC R Bull CBBC Oct 2009 H	0.2500	6.8800	7.8800	2009/10/19	200,000,000	2009/03/31
62910	UBS AG	A50 China R Bull CBBC Nov 2009 K	0.2500	9.5800	10.3800	2009/11/23	300,000,000	2009/03/31
62907	UBS AG	HKEx R Bull CBBC Oct 2009 H	0.2500	60.88 per 100 units	68.88 per 100 units	2009/10/27	300,000,000	2009/03/31
62915	UBS AG	HS Bank R Bull CBBC Dec 2009 E	0.2500	68.88 per 100 units	78.88 per 100 units	2009/12/14	200,000,000	2009/03/31
62908	UBS AG	HSBC R Bull CBBC Oct 2009 S	0.2500	37.88 per 100 units	43.88 per 100 units	2009/10/19	300,000,000	2009/03/31
62870	UBS AG	HSCEI R Bull CBBC Oct 2009 G	0.2500	7,000 per 12,000 units	7,800 per 12,000 units	2009/10/29	300,000,000	2009/03/31
62876	UBS AG	HSCEI R Bear CBBC Oct 2009 H	0.2500	8,800 per 12,000 units	8,000 per 12,000 units	2009/10/29	300,000,000	2009/03/31
62918	UBS AG	HSI R Bull CBBC Jul 2009 S	0.2500	13,200 per 15,000 units	13,700 per 15,000 units	2009/07/30	500,000,000	2009/03/31
62919	UBS AG	HSI R Bull CBBC Oct 2009 H	0.2500	13,000 per 12,000 units	13,800 per 12,000 units	2009/10/29	500,000,000	2009/03/31
62902	UBS AG	HSI R Bull CBBC Nov 2009 P	0.2500	12,300 per 38,000 units	13,300 per 38,000 units	2009/11/27	500,000,000	2009/03/31
62873	UBS AG	HSI R Bull CBBC Nov 2009 S	0.2500	11,700 per 23,000 units	12,700 per 23,000 units	2009/11/27	500,000,000	2009/03/31
62871	UBS AG	HSI R Bull CBBC Nov 2009 U	0.2500	11,300 per 38,000 units	12,300 per 38,000 units	2009/11/27	500,000,000	2009/03/31
62901	UBS AG	HSI R Bull CBBC Nov 2009 V	0.2500	11,800 per 38,000 units	12,800 per 38,000 units	2009/11/27	500,000,000	2009/03/31
62903	UBS AG	HSI R Bull CBBC Nov 2009 W	0.2500	12,700 per 8,000 units	13,500 per 8,000 units	2009/11/27	500,000,000	2009/03/31
62872	UBS AG	HSI R Bull CBBC Nov 2009 Y	0.2500	11,600 per 28,000 units	12,600 per 28,000 units	2009/11/27	500,000,000	2009/03/31
62904	UBS AG	HSI R Bear CBBC Sep 2009 X	0.2500	14,700 per 8,000 units	13,900 per 8,000 units	2009/09/29	500,000,000	2009/03/31

## Newly listed callable bull/bear contracts (continued)

Code	Issuer	Name of issue	Issue prices (HK\$)	Strike price (HKD) / Strike level per 10 units	Call price (HKD) / Call level per 10 units	Expiry date	No. of issue (units)	Listing date
62875	UBS AG	HSI R Bear CBBC Oct 2009 F	0.2500	14,500 per 12,000 units	13,700 per 12,000 units	2009/10/29	500,000,000	2009/03/31
62874	UBS AG	HSI R Bear CBBC Oct 2009 R	0.2500	14,500 per 18,000 units	13,500 per 18,000 units	2009/10/29	500,000,000	2009/03/31
62916	UBS AG	Hutchison R Bull CBBC Nov 2009 A	0.2500	30.88 per 100 units	38.88 per 100 units	2009/11/16	200,000,000	2009/03/31
62909	UBS AG	Ping An R Bull CBBC Oct 2009 G	0.2500	35.88 per 100 units	43.88 per 100 units	2009/10/27	200,000,000	2009/03/31
62917	UBS AG	SHK Ppt R Bull CBBC Oct 2009 F	0.2500	60.88 per 100 units	68.88 per 100 units	2009/10/27	200,000,000	2009/03/31
62942	Deutsche Bank AG	HSI R Bull CBBC Dec 2009 N	0.2500	13,000 per 12,000 units	13,500 per 12,000 units	2009/12/30	300,000,000	2009/04/01
62943	Deutsche Bank AG	HSI R Bear CBBC Dec 2009 O	0.2500	14,200 per 12,000 units	13,700 per 12,000 units	2009/12/30	300,000,000	2009/04/01
62944	Deutsche Bank AG	HSI R Bear CBBC Dec 2009 P	0.2700	14,400 per 12,000 units	13,900 per 12,000 units	2009/12/30	300,000,000	2009/04/01
62945	Deutsche Bank AG	HSI R Bear CBBC Dec 2009 Q	0.2700	14,600 per 15,000 units	13,800 per 15,000 units	2009/12/30	300,000,000	2009/04/01
62928	HK Bank	A50 R Bull CBBC Aug 2009 D	0.2500	8.4800	9.2800	2009/08/12	300,000,000	2009/04/01
62929	Macquarie Bank Ltd.	HSI R Bull CBBC Oct 2009 A	0.2500	12,600 per 11,300 units	13,200 per 11,300 units	2009/10/29	150,000,000	2009/04/01
62933	Macquarie Bank Ltd.	HSI R Bear CBBC Oct 2009 B	0.2500	14,600 per 11,300 units	14,000 per 11,300 units	2009/10/29	150,000,000	2009/04/01
62932	SGA Societe Generale Acceptance N.V	BOCom R Bear CBBC Dec09A	0.2500	7.6000	6.8000	2009/12/21	200,000,000	2009/04/01
62936	SGA Societe Generale Acceptance N.V	CLife R Bear CBBC Dec09A	0.5300	31.0000	29.5000	2009/12/21	100,000,000	2009/04/01
62937	SGA Societe Generale Acceptance N.V	CLife R Bear CBBC Dec09B	0.6300	32.0000	30.5000	2009/12/21	100,000,000	2009/04/01
62941	SGA Societe Generale Acceptance N.V	CP&CC R Bull CBBC Nov09B	0.2500	3.7000	4.3000	2009/11/30	200,000,000	2009/04/01
62939	SGA Societe Generale Acceptance N.V.	A50 R Bull CBBC Oct09C	0.2500	9.0000	9.8000	2009/10/23	200,000,000	2009/04/01
62938	SGA Societe Generale Acceptance N.V.	HSBC R Bull CBBC Oct09K	0.2500	34 per 100 units	40 per 100 units	2009/10/23	200,000,000	2009/04/01
62930	SGA Societe Generale Acceptance N.V.	HSI R Bull CBBC Oct09F	0.2500	12,300 per 15,000 units	13,100 per 15,000 units	2009/10/29	300,000,000	2009/04/01
62931	SGA Societe Generale Acceptance N.V.	HSI R Bull CBBC Oct09G	0.2500	12,500 per 15,000 units	13,300 per 15,000 units	2009/10/29	300,000,000	2009/04/01
62934	SGA Societe Generale Acceptance N.V.	HSI R Bear CBBC Oct09H	0.2500	16,100 per 15,000 units	15,300 per 15,000 units	2009/10/29	300,000,000	2009/04/01
62935	SGA Societe Generale Acceptance N.V.	HSI R Bear CBBC Oct09I	0.2500	16,300 per 15,000 units	15,500 per 15,000 units	2009/10/29	300,000,000	2009/04/01
62940	SGA Societe Generale Acceptance N.V	SHK P R Bull CBBC Sep09A	0.2500	54 per 100 units	62 per 100 units	2009/09/30	100,000,000	2009/04/01
61633 <sup>a</sup>	Macquarie Bank Ltd.	HSI R Bear CBBC Jul 2009 B	0.1600	15,600 per 11,700 units	14,800 per 11,700 units	2009/07/30	200,000,000	2009/04/01
62989	ABN AMRO Bank N.V.	HSI R Bull CBBC Oct 2009 D	0.2500	13,200 per 14,000 units	13,800 per 14,000 units	2009/10/29	250,000,000	2009/04/02
62987	BNP Paribas Arbit Issu B.V.	HSI R Bull CBBC Oct 2009 L	0.2500	13,400 per 16,000 units	14,000 per 16,000 units	2009/10/29	300,000,000	2009/04/02
62988	BNP Paribas Arbit Issu B.V.	HSI R Bull CBBC Oct 2009 M	0.2500	13,200 per 12,000 units	13,800 per 12,000 units	2009/10/29	300,000,000	2009/04/02
62946	BNP Paribas Arbit Issu B.V.	HSI R Bull CBBC Nov 2009 X	0.2500	12,500 per 20,000 units	13,500 per 20,000 units	2009/11/27	300,000,000	2009/04/02
62980	Deutsche Bank AG	CC Bank R Bull CBBC Aug 2009 F	0.2500	3.3800	4.1800	2009/08/10	150,000,000	2009/04/02
62981	Deutsche Bank AG	Sinopec Corp R Bull CBBC Aug 2009 G	0.2550	3.3800	4.1800	2009/08/10	150,000,000	2009/04/02
62984	Deutsche Bank AG	HKE X R Bull CBBC Aug 2009 F	0.2500	63.18 per 100 units	70.18 per 100 units	2009/08/03	150,000,000	2009/04/02
62982	Deutsche Bank AG	HSI R Bull CBBC Dec 2009 R	0.2500	13,200 per 15,000 units	14,000 per 15,000 units	2009/12/30	300,000,000	2009/04/02
62983	Deutsche Bank AG	HSI R Bull CBBC Dec 2009 S	0.2500	13,400 per 12,000 units	13,900 per 12,000 units	2009/12/30	300,000,000	2009/04/02
62985	Deutsche Bank AG	ICBC R Bull CBBC Aug 2009 G	0.2500	2.3800	3.1800	2009/08/10	150,000,000	2009/04/02
62986	Deutsche Bank AG	Petrochina R Bull CBBC Aug 2009 E	0.2500	5.3800	6.1800	2009/08/10	150,000,000	2009/04/02
62970	KBC Fin Products Int'l Ltd.	CC Bank R Bull CBBC Sep 2009 A	0.2500	3.4800	4.0800	2009/09/09	248,000,000	2009/04/02
62971	KBC Fin Products Int'l Ltd.	China Life R Bull CBBC Jul 09G	0.3400	23.7800	25.2800	2009/07/20	168,000,000	2009/04/02
62976	KBC Fin Products Int'l Ltd.	Ch Life R Bear CBBC Jul 2009 H	0.4600	30.0800	28.6800	2009/07/15	168,000,000	2009/04/02
62978	KBC Fin Products Int'l Ltd.	A50 China R Bull CBBC Sep 09 C	0.2500	9.7800	10.5800	2009/09/18	208,000,000	2009/04/02
62972	KBC Fin Products Int'l Ltd.	HKE X R Bull CBBC Sep 2009 D	0.2500	61.88 per 100 units	68.88 per 100 units	2009/09/15	328,000,000	2009/04/02
62979	KBC Fin Products Int'l Ltd.	HSCEI R Bull CBBC Aug 2009 D	0.2500	7,000 per 12,000 units	7,800 per 12,000 units	2009/08/28	268,000,000	2009/04/02
62947	KBC Fin Products Int'l Ltd.	HSI R Bear CBBC Aug 2009 U	0.2500	14,800 per 8,000 units	14,000 per 8,000 units	2009/08/28	168,000,000	2009/04/02
62948	KBC Fin Products Int'l Ltd.	HSI R Bear CBBC Oct 2009 Q	0.3600	16,800 per 10,000 units	16,200 per 10,000 units	2009/10/29	208,000,000	2009/04/02

## Newly listed callable bull/bear contracts (continued)

Code	Issuer	Name of issue	Issue prices (HK\$)	Strike price (HKD) / Strike level per 10 units	Call price (HKD) / Call level per 10 units	Expiry date	No. of issue (units)	Listing date
62949	KBC Fin Products Int'l Ltd.	HSI R Bear CBBC Nov 2009 O	0.4300	17,400 per 10,000 units	16,800 per 10,000 units	2009/11/27	208,000,000	2009/04/02
62973	KBC Fin Products Int'l Ltd.	ICBC R Bull CBBC Sep 2009 B	0.2500	3.1800	3.6800	2009/09/14	248,000,000	2009/04/02
62974	KBC Fin Products Int'l Ltd.	ICBC R Bull CBBC Oct 2009 A	0.2500	2.5800	3.0800	2009/10/15	248,000,000	2009/04/02
62977	KBC Fin Products Int'l Ltd.	ICBC R Bear CBBC Sep 2009 C	0.3000	5.0800	4.5800	2009/09/15	248,000,000	2009/04/02
62975	KBC Fin Products Int'l Ltd.	SHK Ppt R Bull CBBC Oct 2009 B	0.2500	54.88 per 100 units	60.88 per 100 units	2009/10/08	188,000,000	2009/04/02
62958	UBS AG	CC Bank R Bull CBBC Dec 2009 C	0.2500	3.7800	4.3800	2009/12/14	200,000,000	2009/04/02
62959	UBS AG	China Life R Bull CBBC Oct 2009 S	0.2500	24.8800	25.8800	2009/10/19	300,000,000	2009/04/02
62960	UBS AG	CM Bank R Bull CBBC Nov 2009 C	0.3650	10.8800	12.8800	2009/11/23	200,000,000	2009/04/02
62961	UBS AG	CM Bank R Bull CBBC Nov 2009 D	0.2650	11.8800	13.8800	2009/11/23	200,000,000	2009/04/02
62962	UBS AG	Sinopec Corp R Bull CBBC Oct 2009 C	0.2500	3.5800	4.3800	2009/10/19	200,000,000	2009/04/02
62963	UBS AG	HKEx R Bull CBBC Oct 2009 I	0.2500	65.88 per 100 units	73.88 per 100 units	2009/10/19	300,000,000	2009/04/02
62964	UBS AG	HSBC R Bear CBBC Oct 2009 T	0.2500	49.88 per 100 units	43.88 per 100 units	2009/10/19	300,000,000	2009/04/02
62965	UBS AG	HSBC R Bear CBBC Oct 2009 U	0.2500	52.38 per 100 units	46.38 per 100 units	2009/10/19	300,000,000	2009/04/02
62960	UBS AG	HSCEI R Bull CBBC Oct 2009 I	0.2500	7,300 per 7,000 units	8,000 per 7,000 units	2009/10/29	300,000,000	2009/04/02
62954	UBS AG	HSCEI R Bear CBBC Oct 2009 J	0.2500	9,300 per 12,000 units	8,500 per 12,000 units	2009/10/29	300,000,000	2009/04/02
62951	UBS AG	HSI R Bull CBBC Aug 2009 E	0.2500	13,400 per 10,000 units	13,900 per 10,000 units	2009/08/28	500,000,000	2009/04/02
62952	UBS AG	HSI R Bull CBBC Oct 2009 J	0.2500	12,200 per 23,000 units	13,200 per 23,000 units	2009/10/29	500,000,000	2009/04/02
62953	UBS AG	HSI R Bull CBBC Oct 2009 O	0.2500	13,200 per 8,000 units	14,000 per 8,000 units	2009/10/29	500,000,000	2009/04/02
62956	UBS AG	HSI R Bull CBBC Nov 2009 X	0.2500	12,900 per 18,000 units	13,900 per 18,000 units	2009/11/27	500,000,000	2009/04/02
62957	UBS AG	HSI R Bull CBBC Dec 2009 A	0.2500	12,100 per 28,000 units	13,100 per 28,000 units	2009/12/30	500,000,000	2009/04/02
62955	UBS AG	HSI R Bear CBBC Aug 2009 G	0.2500	15,500 per 10,000 units	15,000 per 10,000 units	2009/08/28	500,000,000	2009/04/02
62966	UBS AG	ICBC R Bull CBBC Nov 2009 B	0.2500	2.2800	2.8800	2009/11/23	200,000,000	2009/04/02
62967	UBS AG	ICBC R Bull CBBC Nov 2009 C	0.2500	3.2800	3.8800	2009/11/23	200,000,000	2009/04/02
62968	UBS AG	Petrochina R Bull CBBC Oct 2009 H	0.2500	5.3800	6.3800	2009/10/19	300,000,000	2009/04/02
62969	UBS AG	Ping An R Bull CBBC Oct 2009 H	0.2500	40.88 per 100 units	48.88 per 100 units	2009/10/19	200,000,000	2009/04/02
63011	Deutsche Bank AG	HSI R Bull CBBC Dec 2009 T	0.2800	12,000 per 15,000 units	12,800 per 15,000 units	2009/12/30	300,000,000	2009/04/03
63000	Goldman Sachs SP (Asia)	HSI R Bull CBBC Oct 2009 C	0.2500	12,800 per 15,000 units	13,300 per 15,000 units	2009/10/29	200,000,000	2009/04/03
63004	Goldman Sachs SP (Asia)	HSI R Bear CBBC Oct 2009 D	0.2500	15,700 per 18,000 units	15,200 per 18,000 units	2009/10/29	200,000,000	2009/04/03
62992	KBC Fin Products Int'l Ltd.	HSCEI R Bear CBBC Dec 2009 C	0.2800	10,800 per 10,000 units	10,000 per 10,000 units	2009/12/30	158,000,000	2009/04/03
62993	KBC Fin Products Int'l Ltd.	HSCEI R Bear CBBC Dec 2009 D	0.3100	11,600 per 12,000 units	10,800 per 12,000 units	2009/12/30	188,000,000	2009/04/03
62994	KBC Fin Products Int'l Ltd.	HSCEI R Bear CBBC Dec 2009 E	0.3400	12,000 per 12,000 units	11,200 per 12,000 units	2009/12/30	188,000,000	2009/04/03
63010	KBC Fin Products Int'l Ltd.	HSI R Bull CBBC Jul 2009 V	0.2500	13,600 per 10,000 units	14,100 per 10,000 units	2009/07/30	208,000,000	2009/04/03
62990	Macquarie Bank Ltd.	HSI R Bear CBBC Sep 2009 I	0.2500	16,200 per 13,800 units	15,600 per 13,800 units	2009/09/29	200,000,000	2009/04/03
62999	SGA Societe Generale Acceptance N.V.	A50 R Bear CBBC Oct09D	0.3100	13.3800	12.3800	2009/10/23	200,000,000	2009/04/03
62998	SGA Societe Generale Acceptance N.V.	HKEx R Bull CBBC Sep09O	0.2500	60 per 100 units	67 per 100 units	2009/09/29	200,000,000	2009/04/03
62991	SGA Societe Generale Acceptance N.V.	HSI R Bull CBBC Oct09J	0.2500	12,700 per 15,000 units	13,500 per 15,000 units	2009/10/29	300,000,000	2009/04/03
62995	SGA Societe Generale Acceptance N.V.	HSI R Bear CBBC Oct09K	0.2500	16,500 per 15,000 units	15,700 per 15,000 units	2009/10/29	300,000,000	2009/04/03
63001	UBS AG	China Mobile R Bull CBBC Nov 2009 C	0.2500	62.88 per 100 units	68.88 per 100 units	2009/11/16	300,000,000	2009/04/03
63005	UBS AG	HSCEI R Bull CBBC Oct 2009 K	0.2500	7,500 per 12,000 units	8,300 per 12,000 units	2009/10/29	300,000,000	2009/04/03
63006	UBS AG	HSI R Bear CBBC Jul 2009 M	0.2500	15,800 per 15,000 units	15,300 per 15,000 units	2009/07/30	500,000,000	2009/04/03
63007	UBS AG	HSI R Bear CBBC Jul 2009 N	0.2500	16,000 per 10,000 units	15,500 per 10,000 units	2009/07/30	500,000,000	2009/04/03
63008	UBS AG	HSI R Bear CBBC Jul 2009 T	0.2500	16,300 per 15,000 units	15,800 per 15,000 units	2009/07/30	500,000,000	2009/04/03
63009	UBS AG	HSI R Bear CBBC Jul 2009 U	0.2500	16,500 per 10,000 units	16,000 per 10,000 units	2009/07/30	500,000,000	2009/04/03

## Newly listed callable bull/bear contracts (continued)

Code	Issuer	Name of issue	Issue prices (HK\$)	Strike price (HKD) / Strike level per 10 units	Call price (HKD) / Call level per 10 units	Expiry date	No. of issue (units)	Listing date
62997	UBS AG	HSI R Bear CBBC Oct 2009 P	0.2500	15,000 per 12,000 units	14,200 per 12,000 units	2009/10/29	500,000,000	2009/04/03
63002	UBS AG	Ping An R Bear CBBC Oct 2009 I	0.2500	71.88 per 100 units	63.88 per 100 units	2009/10/19	200,000,000	2009/04/03
62996	UBS AG	SHK Ppt R Bear CBBC Oct 2009 G	0.2550	96.88 per 100 units	88.88 per 100 units	2009/10/19	200,000,000	2009/04/03
63003	UBS AG	SHK Ppt R Bear CBBC Oct 2009 H	0.2500	91.88 per 100 units	83.88 per 100 units	2009/10/19	200,000,000	2009/04/03
63040	ABN AMRO Bank N.V.	HSCEI R Bull CBBC Sep 2009 B	0.2500	6,000 per 12,000 units	6,800 per 12,000 units	2009/09/29	250,000,000	2009/04/06
63041	ABN AMRO Bank N.V.	HSCEI R Bull CBBC Sep 2009 C	0.2510	6,300 per 12,000 units	7,100 per 12,000 units	2009/09/29	250,000,000	2009/04/06
63039	ABN AMRO Bank N.V.	HSI R Bear CBBC Oct 2009 E	0.2510	14,300 per 12,000 units	13,700 per 12,000 units	2009/10/29	250,000,000	2009/04/06
63033	Deutsche Bank AG	CC Bank R Bear CBBC Aug 2009 G	0.2500	5.4800	4.6800	2009/08/10	150,000,000	2009/04/06
63034	Deutsche Bank AG	China Life R Bear CBBC Sep 2009 A	0.2500	27.1800	26.1800	2009/09/07	150,000,000	2009/04/06
63035	Deutsche Bank AG	CNOOC R Bear CBBC Aug 2009 F	0.2500	8.9800	8.1800	2009/08/10	150,000,000	2009/04/06
63038	Deutsche Bank AG	A50 China R Bear CBBC Aug 2009 I	0.2500	11.4800	10.6800	2009/08/17	150,000,000	2009/04/06
63036	Deutsche Bank AG	HKEx R Bear CBBC Aug 2009 G	0.2500	82.18 per 100 units	75.18 per 100 units	2009/08/03	150,000,000	2009/04/06
63029	Deutsche Bank AG	HSI R Bear CBBC Dec 2009 U	0.2500	14,000 per 12,000 units	13,500 per 12,000 units	2009/12/30	300,000,000	2009/04/06
63030	Deutsche Bank AG	HSI R Bear CBBC Dec 2009 V	0.2500	14,400 per 15,000 units	13,600 per 15,000 units	2009/12/30	300,000,000	2009/04/06
63031	Deutsche Bank AG	HSI R Bear CBBC Dec 2009 W	0.3000	14,600 per 12,000 units	14,100 per 12,000 units	2009/12/30	300,000,000	2009/04/06
63032	Deutsche Bank AG	HSI R Bear CBBC Dec 2009 X	0.3000	14,800 per 15,000 units	14,000 per 15,000 units	2009/12/30	300,000,000	2009/04/06
63037	Deutsche Bank AG	Petrochina R Bear CBBC Aug 2009 F	0.2500	7.4800	6.6800	2009/08/10	150,000,000	2009/04/06
63028	KBC Fin Products Int'l Ltd.	HSI R Bear CBBC Aug 2009 L	0.2500	14,300 per 10,000 units	13,500 per 10,000 units	2009/08/28	208,000,000	2009/04/06
63013	SGA Societe Generale Acceptance N.V	BOCom R Bull CBBC Nov09B	0.2500	4.6000	5.2000	2009/11/30	200,000,000	2009/04/06
63014	SGA Societe Generale Acceptance N.V	CK(H) R Bull CBBC Oct09E	0.2500	54 per 100 units	62 per 100 units	2009/10/27	150,000,000	2009/04/06
63018	SGA Societe Generale Acceptance N.V	CLife R Bear CBBC Dec09C	0.2600	27.8000	26.5000	2009/12/21	100,000,000	2009/04/06
63012	SGA Societe Generale Acceptance N.V.	CMB R Bull CBBC Oct09B	0.4500	10.0000	11.8000	2009/10/27	100,000,000	2009/04/06
63016	SGA Societe Generale Acceptance N.V.	CMB R Bear CBBC Oct09C	0.3800	18.0000	16.2000	2009/10/27	100,000,000	2009/04/06
63017	SGA Societe Generale Acceptance N.V.	A50 R Bull CBBC Nov09A	0.2500	8.9000	9.7000	2009/11/30	200,000,000	2009/04/06
63015	SGA Societe Generale Acceptance N.V	PetCh R Bull CBBC Oct09J	0.2500	5.1000	5.8000	2009/10/05	200,000,000	2009/04/06
63025	UBS AG	China Mobile R Bear CBBC Nov 2009 D	0.2500	72.88 per 100 units	66.88 per 100 units	2009/11/16	300,000,000	2009/04/06
63019	UBS AG	China Life R Bear CBBC Nov 2009 G	0.2500	26.8800	25.8800	2009/11/16	300,000,000	2009/04/06
63020	UBS AG	HKEx R Bear CBBC Oct 2009 J	0.2500	86.88 per 100 units	78.88 per 100 units	2009/10/19	300,000,000	2009/04/06
63026	UBS AG	HKEx R Bear CBBC Oct 2009 K	0.2500	81.88 per 100 units	73.88 per 100 units	2009/10/27	300,000,000	2009/04/06
63023	UBS AG	HSI R Bear CBBC Aug 2009 F	0.2500	14,300 per 15,000 units	13,800 per 15,000 units	2009/08/28	500,000,000	2009/04/06
63024	UBS AG	HSI R Bear CBBC Sep 2009 R	0.2500	14,500 per 10,000 units	14,000 per 10,000 units	2009/09/29	500,000,000	2009/04/06
63027	UBS AG	HSI R Bear CBBC Oct 2009 S	0.2500	14,000 per 10,000 units	13,500 per 10,000 units	2009/10/29	500,000,000	2009/04/06
63021	UBS AG	Hutchison R Bull CBBC Dec 2009 A	0.2500	25.88 per 100 units	33.88 per 100 units	2009/12/14	200,000,000	2009/04/06
63022	UBS AG	Hutchison R Bear CBBC Nov 2009 B	0.2500	51.88 per 100 units	43.88 per 100 units	2009/11/16	200,000,000	2009/04/06
63051	BNP Paribas Arbit Issu B.V.	HSI R Bear CBBC Oct 2009 N	0.2500	14,300 per 12,000 units	13,700 per 12,000 units	2009/10/29	300,000,000	2009/04/07
63052	BNP Paribas Arbit Issu B.V.	HSI R Bear CBBC Oct 2009 O	0.2500	14,600 per 14,000 units	14,000 per 14,000 units	2009/10/29	300,000,000	2009/04/07
63044	Deutsche Bank AG	HSI R Bear CBBC Dec 2009 Y	0.2500	15,000 per 15,000 units	14,200 per 15,000 units	2009/12/30	300,000,000	2009/04/07
63043	SGA Societe Generale Acceptance NV	HSCEI R Bull CBBC Oct09I	0.2500	6,600 per 12,000 units	7,400 per 12,000 units	2009/10/29	200,000,000	2009/04/07
63042	SGA Societe Generale Acceptance N.V.	HSI R Bear CBBC Oct09L	0.2500	14,800 per 15,000 units	14,000 per 15,000 units	2009/10/29	300,000,000	2009/04/07
63045	UBS AG	China Life R Bull CBBC Nov 2009 H	0.2500	23.8800	24.8800	2009/11/16	300,000,000	2009/04/07
63047	UBS AG	A50 China R Bull CBBC Nov 2009 L	0.2500	9.5800	10.3800	2009/11/23	300,000,000	2009/04/07
63046	UBS AG	HSBC R Bull CBBC Dec 2009 B	0.2500	35.38 per 100 units	41.38 per 100 units	2009/12/14	300,000,000	2009/04/07
63048	UBS AG	HSCEI R Bear CBBC Oct 2009 L	0.2500	8,800 per 12,000 units	8,000 per 12,000 units	2009/10/29	300,000,000	2009/04/07



## Newly listed callable bull/bear contracts (continued)

Code	Issuer	Name of issue	Issue prices (HK\$)	Strike price (HKD) / Strike level per 10 units	Call price (HKD) / Call level per 10 units	Expiry date	No. of issue (units)	Listing date
63049	UBS AG	HSCEI R Bear CBBC Oct 2009 M	0.2500	8,900 per 7,000 units	8,200 per 7,000 units	2009/10/29	300,000,000	2009/04/07
63053	UBS AG	HSI R Bull CBBC Oct 2009 R	0.2500	12,700 per 8,000 units	13,500 per 8,000 units	2009/10/29	500,000,000	2009/04/07
63050	UBS AG	HSI R Bear CBBC Oct 2009 H	0.2500	15,000 per 18,000 units	14,000 per 18,000 units	2009/10/29	500,000,000	2009/04/07
63059	Deutsche Bank AG	HSI R Bear CBBC Dec 2009 Z	0.2500	14,200 per 12,000 units	13,700 per 12,000 units	2009/12/30	300,000,000	2009/04/08
63055	SGA Societe Generale Acceptance NV	HSCEI R Bear CBBC Oct09J	0.2500	10,400 per 12,000 units	9,600 per 12,000 units	2009/10/29	200,000,000	2009/04/08
63056	UBS AG	Sinopec Corp R Bull CBBC Nov 2009 A	0.2500	4.0800	4.8800	2009/11/23	200,000,000	2009/04/08
63058	UBS AG	A50 China R Bear CBBC Nov 2009 M	0.2500	11.6800	10.8800	2009/11/23	300,000,000	2009/04/08
63054	UBS AG	HSI R Bear CBBC Oct 2009 F	0.2500	14,500 per 12,000 units	13,700 per 12,000 units	2009/10/29	500,000,000	2009/04/08
63057	UBS AG	Hutchison R Bull CBBC Dec 2009 B	0.2500	20.88 per 100 units	28.88 per 100 units	2009/12/14	200,000,000	2009/04/08
63114	ABN AMRO Bank N.V.	HSI R Bear CBBC Oct 2009 F	0.2500	16,100 per 14,000 units	15,500 per 14,000 units	2009/10/29	250,000,000	2009/04/09
63115	ABN AMRO Bank N.V.	HSI R Bear CBBC Oct 2009 G	0.2500	16,700 per 14,000 units	16,100 per 14,000 units	2009/10/29	250,000,000	2009/04/09
63126	BNP Paribas Arbit Issu B.V.	HSI R Bull CBBC Oct 2009 P	0.2500	13,200 per 16,000 units	14,000 per 16,000 units	2009/10/29	300,000,000	2009/04/09
63127	BNP Paribas Arbit Issu B.V.	HSI R Bull CBBC Oct 2009 Q	0.2500	13,700 per 12,000 units	14,500 per 12,000 units	2009/10/29	300,000,000	2009/04/09
63125	BNP Paribas Arbit Issu B.V.	HSI R Bull CBBC Dec 2009 X	0.2500	13,700 per 15,000 units	14,300 per 15,000 units	2009/12/30	300,000,000	2009/04/09
63129	BNP Paribas Arbit Issu B.V.	HSI R Bear CBBC Dec 2009 Y	0.2500	16,100 per 12,000 units	15,500 per 12,000 units	2009/12/30	300,000,000	2009/04/09
63074	Deutsche Bank AG	China Life R Bull CBBC Sep 2009 B	0.3000	24.1800	25.1800	2009/09/07	150,000,000	2009/04/09
63120	Deutsche Bank AG	China Life R Bear CBBC Sep 2009 C	0.8000	34.1800	33.1800	2009/09/07	150,000,000	2009/04/09
63075	Deutsche Bank AG	Sinopec Corp R Bull CBBC Aug 2009 H	0.2500	4.3800	5.1800	2009/08/10	150,000,000	2009/04/09
63121	Deutsche Bank AG	Sinopec Corp R Bear CBBC Aug 2009 I	0.4000	8.9800	8.1800	2009/08/10	150,000,000	2009/04/09
63076	Deutsche Bank AG	A50 China R Bull CBBC Aug 2009 J	0.2500	9.8800	10.6800	2009/08/31	150,000,000	2009/04/09
63118	Deutsche Bank AG	HSBC R Bull CBBC Sep 2009 H	0.2500	37.88 per 100 units	45.88 per 100 units	2009/09/21	150,000,000	2009/04/09
63070	Deutsche Bank AG	HSI R Bull CBBC Dec 2009 K	0.3000	12,800 per 15,000 units	13,600 per 15,000 units	2009/12/30	300,000,000	2009/04/09
63071	Deutsche Bank AG	HSI R Bull CBBC Dec 2009 L	0.3100	13,000 per 12,000 units	13,500 per 12,000 units	2009/12/30	300,000,000	2009/04/09
63072	Deutsche Bank AG	HSI R Bull CBBC Dec 2009 M	0.2600	13,200 per 15,000 units	14,000 per 15,000 units	2009/12/30	300,000,000	2009/04/09
63073	Deutsche Bank AG	HSI R Bull CBBC Dec 2009 N	0.2500	13,600 per 12,000 units	14,100 per 12,000 units	2009/12/30	300,000,000	2009/04/09
63116	Deutsche Bank AG	HSI R Bull CBBC Jan 2010 B	0.2600	13,600 per 15,000 units	14,400 per 15,000 units	2010/01/28	300,000,000	2009/04/09
63117	Deutsche Bank AG	HSI R Bull CBBC Jan 2010 C	0.2500	14,000 per 12,000 units	14,500 per 12,000 units	2010/01/28	300,000,000	2009/04/09
63077	Deutsche Bank AG	HSI R Bear CBBC Dec 2009 O	0.3800	16,400 per 12,000 units	15,900 per 12,000 units	2009/12/30	300,000,000	2009/04/09
63078	Deutsche Bank AG	HSI R Bear CBBC Jan 2010 A	0.4500	17,400 per 12,000 units	16,900 per 12,000 units	2010/01/28	300,000,000	2009/04/09
63122	Deutsche Bank AG	HSI R Bear CBBC Jan 2010 D	0.3800	16,800 per 12,000 units	16,300 per 12,000 units	2010/01/28	300,000,000	2009/04/09
63123	Deutsche Bank AG	HSI R Bear CBBC Jan 2010 E	0.4400	17,800 per 12,000 units	17,300 per 12,000 units	2010/01/28	300,000,000	2009/04/09
63124	Deutsche Bank AG	HSI R Bear CBBC Jan 2010 F	0.4800	18,200 per 12,000 units	17,700 per 12,000 units	2010/01/28	300,000,000	2009/04/09
63119	Deutsche Bank AG	Petrochina R Bull CBBC Aug 2009 G	0.2500	5.3800	6.1800	2009/08/10	150,000,000	2009/04/09
63099	KBC Fin Products Int'l Ltd.	CP&CC R Bull CBBC Sep 2009 B	0.2500	3.4800	4.4800	2009/09/01	208,000,000	2009/04/09
63103	KBC Fin Products Int'l Ltd.	CP&CC R Bear CBBC Oct 2009 B	0.3100	7.3800	6.4800	2009/10/02	208,000,000	2009/04/09
63100	KBC Fin Products Int'l Ltd.	HKEEx R Bull CBBC Oct 2009 C	0.2500	69.88 per 100 units	76.88 per 100 units	2009/10/02	288,000,000	2009/04/09
63104	KBC Fin Products Int'l Ltd.	HKEEx R Bear CBBC Oct 2009 D	0.2700	92 per 100 units	85 per 100 units	2009/10/08	288,000,000	2009/04/09
63101	KBC Fin Products Int'l Ltd.	HSBC R Bull CBBC Dec 2009 A	0.2500	38 per 100 units	42.88 per 100 units	2009/12/10	138,000,000	2009/04/09
63081	KBC Fin Products Int'l Ltd.	HSBC R Bear CBBC Sep 2009 I	0.2500	54.28 per 100 units	49 per 100 units	2009/09/15	138,000,000	2009/04/09
63095	KBC Fin Products Int'l Ltd.	HSI R Bull CBBC Aug 2009 U	0.2500	13,700 per 10,000 units	14,200 per 10,000 units	2009/08/28	208,000,000	2009/04/09
63096	KBC Fin Products Int'l Ltd.	HSI R Bull CBBC Aug 2009 X	0.2500	14,000 per 10,000 units	14,500 per 10,000 units	2009/08/28	208,000,000	2009/04/09
63063	KBC Fin Products Int'l Ltd.	HSI R Bull CBBC Aug 2009 Z	0.2500	13,100 per 10,000 units	13,600 per 10,000 units	2009/08/28	208,000,000	2009/04/09
63062	KBC Fin Products Int'l Ltd.	HSI R Bull CBBC Sep 2009 N	0.2500	13,000 per 12,000 units	13,800 per 12,000 units	2009/09/29	248,000,000	2009/04/09

## Newly listed callable bull/bear contracts (continued)

Code	Issuer	Name of issue	Issue prices (HK\$)	Strike price (HKD) / Strike level per 10 units	Call price (HKD) / Call level per 10 units	Expiry date	No. of issue (units)	Listing date
63097	KBC Fin Products Int'l Ltd.	HSI R Bull CBBC Sep 2009 O	0.2500	13,500 per 12,000 units	14,300 per 12,000 units	2009/09/29	248,000,000	2009/04/09
63098	KBC Fin Products Int'l Ltd.	HSI R Bull CBBC Oct 2009 E	0.2500	13,200 per 15,000 units	14,000 per 15,000 units	2009/10/29	308,000,000	2009/04/09
63080	KBC Fin Products Int'l Ltd.	HSI R Bear CBBC Aug 2009 M	0.2500	15,300 per 10,000 units	14,500 per 10,000 units	2009/08/28	208,000,000	2009/04/09
63069	KBC Fin Products Int'l Ltd.	HSI R Bear CBBC Aug 2009 T	0.2500	15,100 per 12,000 units	14,300 per 12,000 units	2009/08/28	248,000,000	2009/04/09
63079	KBC Fin Products Int'l Ltd.	HSI R Bear CBBC Sep 2009 V	0.2500	14,900 per 10,000 units	14,400 per 10,000 units	2009/09/29	208,000,000	2009/04/09
63102	KBC Fin Products Int'l Ltd.	SHK Ppt R Bear CBBC Aug 2009 B	0.2600	98.50 per 100 units	88.50 per 100 units	2009/08/18	188,000,000	2009/04/09
63066	SGA Societe Generale Acceptance N.V.	CTel R Bear CBBC Dec09A	0.2500	5.0000	4.5000	2009/12/21	200,000,000	2009/04/09
63065	SGA Societe Generale Acceptance N.V.	CP&CC R Bull CBBC Dec09A	0.2500	4.2000	4.8000	2009/12/21	200,000,000	2009/04/09
63060	SGA Societe Generale Acceptance N.V.	HKEx R Bear CBBC Sep09P	0.2500	86 per 100 units	79 per 100 units	2009/09/29	200,000,000	2009/04/09
63064	SGA Societe Generale Acceptance NV	HSCEI R Bull CBBC Oct09K	0.2500	7,000 per 12,000 units	7,800 per 12,000 units	2009/10/29	200,000,000	2009/04/09
63068	SGA Societe Generale Acceptance NV	HSCEI R Bear CBBC Oct09L	0.2500	10,800 per 12,000 units	10,000 per 12,000 units	2009/10/29	200,000,000	2009/04/09
63067	SGA Societe Generale Acceptance N.V.	TCH R Bear CBBC Dec09C	0.3000	90 per 100 units	76 per 100 units	2009/12/21	150,000,000	2009/04/09
63105	UBS AG	China Life R Bull CBBC Nov 2009 J	0.2500	25.8800	26.8800	2009/11/16	300,000,000	2009/04/09
63082	UBS AG	China Life R Bear CBBC Nov 2009 I	0.6300	32.8800	31.8800	2009/11/16	300,000,000	2009/04/09
63083	UBS AG	Sinopec Corp R Bull CBBC Nov 2009 B	0.2500	4.5800	5.3800	2009/11/23	200,000,000	2009/04/09
63087	UBS AG	Sinopec Corp R Bear CBBC Nov 2009 C	0.2500	7.6800	6.8800	2009/11/23	200,000,000	2009/04/09
63086	UBS AG	A50 China R Bull CBBC Nov 2009 N	0.2500	10.0800	10.8800	2009/11/23	300,000,000	2009/04/09
63106	UBS AG	HKEx R Bull CBBC Nov 2009 A	0.2500	70.88 per 100 units	78.88 per 100 units	2009/11/23	300,000,000	2009/04/09
63084	UBS AG	HSBC R Bull CBBC Dec 2009 C	0.2500	37.88 per 100 units	43.88 per 100 units	2009/12/14	300,000,000	2009/04/09
63107	UBS AG	HSBC R Bull CBBC Dec 2009 D	0.2500	40.38 per 100 units	46.38 per 100 units	2009/12/14	300,000,000	2009/04/09
63108	UBS AG	HSBC R Bull CBBC Dec 2009 E	0.2500	42.88 per 100 units	48.88 per 100 units	2009/12/14	300,000,000	2009/04/09
63109	UBS AG	HSCEI R Bull CBBC Oct 2009 N	0.2500	7,800 per 7,000 units	8,500 per 7,000 units	2009/10/29	300,000,000	2009/04/09
63088	UBS AG	HSI R Bull CBBC Nov 2009 G	0.2500	13,000 per 12,000 units	13,800 per 12,000 units	2009/11/27	500,000,000	2009/04/09
63089	UBS AG	HSI R Bull CBBC Nov 2009 W	0.2500	13,200 per 8,000 units	14,000 per 8,000 units	2009/11/27	500,000,000	2009/04/09
63090	UBS AG	HSI R Bull CBBC Dec 2009 B	0.2500	13,200 per 15,000 units	13,700 per 15,000 units	2009/12/30	500,000,000	2009/04/09
63110	UBS AG	HSI R Bull CBBC Dec 2009 C	0.2500	13,500 per 12,000 units	14,300 per 12,000 units	2009/12/30	500,000,000	2009/04/09
63111	UBS AG	HSI R Bull CBBC Dec 2009 D	0.2500	13,700 per 15,000 units	14,200 per 15,000 units	2009/12/30	500,000,000	2009/04/09
63112	UBS AG	HSI R Bull CBBC Dec 2009 E	0.2500	13,700 per 8,000 units	14,500 per 8,000 units	2009/12/30	500,000,000	2009/04/09
63113	UBS AG	HSI R Bull CBBC Dec 2009 F	0.2500	13,900 per 10,000 units	14,400 per 10,000 units	2009/12/30	500,000,000	2009/04/09
63091	UBS AG	HSI R Bear CBBC Sep 2009 X	0.2500	14,800 per 15,000 units	14,300 per 15,000 units	2009/09/29	500,000,000	2009/04/09
63092	UBS AG	HSI R Bear CBBC Oct 2009 C	0.2500	15,000 per 10,000 units	14,500 per 10,000 units	2009/10/29	500,000,000	2009/04/09
63061	UBS AG	HSI R Bear CBBC Oct 2009 O	0.2500	14,700 per 8,000 units	13,900 per 8,000 units	2009/10/29	500,000,000	2009/04/09
63093	UBS AG	HSI R Bear CBBC Oct 2009 Q	0.2500	15,200 per 8,000 units	14,400 per 8,000 units	2009/10/29	500,000,000	2009/04/09
63094	UBS AG	HSI R Bear CBBC Nov 2009 H	0.2500	15,500 per 18,000 units	14,500 per 18,000 units	2009/11/27	500,000,000	2009/04/09
63085	UBS AG	SHK Ppt R Bull CBBC Jan 2010 A	0.2500	60.88 per 100 units	68.88 per 100 units	2010/01/18	200,000,000	2009/04/09
63169	ABN AMRO Bank N.V.	HSI R Bull CBBC Oct 2009 H	0.2500	12,700 per 15,000 units	13,300 per 15,000 units	2009/10/29	250,000,000	2009/04/14
63171	ABN AMRO Bank N.V.	HSI R Bull CBBC Oct 2009 I	0.2500	12,400 per 15,000 units	13,000 per 15,000 units	2009/10/29	250,000,000	2009/04/14
63172	ABN AMRO Bank N.V.	HSI R Bull CBBC Oct 2009 J	0.2500	12,600 per 10,000 units	13,200 per 10,000 units	2009/10/29	250,000,000	2009/04/14
63173	ABN AMRO Bank N.V.	HSI R Bull CBBC Oct 2009 K	0.2500	13,500 per 14,000 units	14,100 per 14,000 units	2009/10/29	250,000,000	2009/04/14
63174	ABN AMRO Bank N.V.	HSI R Bull CBBC Oct 2009 L	0.2500	13,700 per 14,000 units	14,300 per 14,000 units	2009/10/29	250,000,000	2009/04/14
63170	ABN AMRO Bank N.V.	HSI R Bear CBBC Aug 2009 W	0.2500	15,700 per 12,000 units	15,100 per 12,000 units	2009/08/28	250,000,000	2009/04/14
63175	ABN AMRO Bank N.V.	HSI R Bear CBBC Aug 2009 X	0.2500	15,800 per 14,000 units	15,200 per 14,000 units	2009/08/28	250,000,000	2009/04/14
63176	ABN AMRO Bank N.V.	HSI R Bear CBBC Aug 2009 Y	0.2500	16,000 per 15,000 units	15,400 per 15,000 units	2009/08/28	250,000,000	2009/04/14

## Newly listed callable bull/bear contracts (continued)

Code	Issuer	Name of issue	Issue prices (HK\$)	Strike price (HKD) / Strike level per 10 units	Call price (HKD) / Call level per 10 units	Expiry date	No. of issue (units)	Listing date
63177	ABN AMRO Bank N.V.	HSI R Bear CBBC Aug 2009 Z	0.2500	16,500 per 10,000 units	15,900 per 10,000 units	2009/08/28	250,000,000	2009/04/14
63161	Deutsche Bank AG	HKEx R Bull CBBC Oct 2009 A	0.2500	68.18 per 100 units	75.18 per 100 units	2009/10/12	150,000,000	2009/04/14
63164	Deutsche Bank AG	HKEx R Bull CBBC Oct 2009 B	0.2500	73.18 per 100 units	80.18 per 100 units	2009/10/12	150,000,000	2009/04/14
63165	Deutsche Bank AG	HSI R Bull CBBC Jan 2010 G	0.2600	13,400 per 15,000 units	14,200 per 15,000 units	2010/01/28	300,000,000	2009/04/14
63166	Deutsche Bank AG	HSI R Bull CBBC Jan 2010 H	0.2500	13,800 per 12,000 units	14,300 per 12,000 units	2010/01/28	300,000,000	2009/04/14
63167	Deutsche Bank AG	HSI R Bear CBBC Dec 2009 P	0.3300	16,800 per 15,000 units	16,000 per 15,000 units	2009/12/30	300,000,000	2009/04/14
63168	Deutsche Bank AG	HSI R Bear CBBC Dec 2009 Q	0.3500	17,200 per 15,000 units	16,400 per 15,000 units	2009/12/30	300,000,000	2009/04/14
63158	Goldman Sachs SP (Asia)	HSI R Bull CBBC Oct 2009 E	0.2500	13,200 per 15,000 units	13,700 per 15,000 units	2009/10/29	200,000,000	2009/04/14
63162	Goldman Sachs SP (Asia)	HSI R Bear CBBC Oct 2009 F	0.2500	16,300 per 18,000 units	15,800 per 18,000 units	2009/10/29	200,000,000	2009/04/14
63143	HK Bank	A50 R Bull CBBC Nov 2009 A	0.2500	9.3800	10.3800	2009/11/12	150,000,000	2009/04/14
63144	HK Bank	A50 R Bull CBBC Nov 2009 B	0.2500	9.0800	9.8800	2009/11/12	150,000,000	2009/04/14
63148	HK Bank	A50 R Bear CBBC Nov 2009 C	0.2500	13.4800	12.6800	2009/11/12	150,000,000	2009/04/14
63149	HK Bank	A50 R Bear CBBC Nov 2009 D	0.2500	12.8800	11.8800	2009/11/12	150,000,000	2009/04/14
63145	HK Bank	HSI R Bull CBBC Nov 2009 A	0.2500	13,000 per 18,000 units	13,800 per 18,000 units	2009/11/27	280,000,000	2009/04/14
63146	HK Bank	HSI R Bull CBBC Nov 2009 B	0.2500	12,900 per 20,000 units	13,500 per 20,000 units	2009/11/27	280,000,000	2009/04/14
63147	HK Bank	HSI R Bull CBBC Nov 2009 C	0.2500	12,600 per 28,000 units	13,200 per 28,000 units	2009/11/27	280,000,000	2009/04/14
63150	HK Bank	HSI R Bear CBBC Sep 2009 A	0.2500	17,400 per 38,000 units	16,800 per 38,000 units	2009/09/29	380,000,000	2009/04/14
63151	HK Bank	HSI R Bear CBBC Sep 2009 B	0.2500	16,800 per 22,000 units	16,000 per 22,000 units	2009/09/29	380,000,000	2009/04/14
63142	KBC Fin Products Int'l Ltd.	HSI R Bear CBBC Oct 2009 I	0.2500	15,400 per 12,000 units	14,600 per 12,000 units	2009/10/29	248,000,000	2009/04/14
63159	Macquarie Bank Ltd.	HSI R Bull CBBC Dec 2009 D	0.2540	13,200 per 12,000 units	13,800 per 12,000 units	2009/12/30	200,000,000	2009/04/14
63163	Macquarie Bank Ltd.	HSI R Bear CBBC Dec 2009 E	0.2550	15,000 per 11,000 units	14,400 per 11,000 units	2009/12/30	200,000,000	2009/04/14
63132	SGA Societe Generale Acceptance N.V.	COVS R Bull CBBC Oct09E	0.4000	10.0000	11.4000	2009/10/19	100,000,000	2009/04/14
63138	SGA Societe Generale Acceptance N.V.	COVS R Bear CBBC Oct09F	0.4800	18.4000	16.4000	2009/10/19	100,000,000	2009/04/14
63133	SGA Societe Generale Acceptance N.V.	CNOOC R Bull CBBC Sep09B	0.2500	6.0000	7.0000	2009/09/28	200,000,000	2009/04/14
63134	SGA Societe Generale Acceptance N.V.	CNOOC R Bull CBBC Oct09A	0.2500	6.5000	7.5000	2009/10/22	200,000,000	2009/04/14
63140	SGA Societe Generale Acceptance N.V.	A50 R Bull CBBC Oct09E	0.2500	9.7000	10.5000	2009/10/22	200,000,000	2009/04/14
63160	SGA Societe Generale Acceptance N.V.	HKEx R Bull CBBC Sep09Q	0.2500	65 per 100 units	72 per 100 units	2009/09/28	200,000,000	2009/04/14
63139	SGA Societe Generale Acceptance N.V.	HSBC R Bull CBBC Oct09L	0.2500	38 per 100 units	44 per 100 units	2009/10/22	200,000,000	2009/04/14
63141	SGA Societe Generale Acceptance NV	HSCEI R Bear CBBC Oct09M	0.2500	11,200 per 12,000 units	10,400 per 12,000 units	2009/10/29	200,000,000	2009/04/14
63128	SGA Societe Generale Acceptance N.V.	HSI R Bull CBBC Oct09M	0.2500	12,900 per 15,000 units	13,700 per 15,000 units	2009/10/29	300,000,000	2009/04/14
63130	SGA Societe Generale Acceptance N.V.	HSI R Bull CBBC Oct09N	0.2500	13,100 per 15,000 units	13,900 per 15,000 units	2009/10/29	300,000,000	2009/04/14
63131	SGA Societe Generale Acceptance N.V.	HSI R Bull CBBC Oct09O	0.2500	13,300 per 15,000 units	14,100 per 15,000 units	2009/10/29	300,000,000	2009/04/14
63135	SGA Societe Generale Acceptance N.V.	HSI R Bear CBBC Oct09P	0.2500	16,700 per 15,000 units	15,900 per 15,000 units	2009/10/29	300,000,000	2009/04/14
63136	SGA Societe Generale Acceptance N.V.	HSI R Bear CBBC Oct09Q	0.2500	16,900 per 15,000 units	16,100 per 15,000 units	2009/10/29	300,000,000	2009/04/14
63137	SGA Societe Generale Acceptance N.V.	HSI R Bear CBBC Oct09R	0.2500	17,100 per 15,000 units	16,300 per 15,000 units	2009/10/29	300,000,000	2009/04/14
63155	UBS AG	CNOOC R Bull CBBC Nov 2009 A	0.2500	6.8800	7.8800	2009/11/23	200,000,000	2009/04/14
63156	UBS AG	HS Bank R Bull CBBC Dec 2009 F	0.2500	68.88 per 100 units	78.88 per 100 units	2009/12/14	200,000,000	2009/04/14
63152	UBS AG	HSI R Bull CBBC Dec 2009 G	0.2500	12,600 per 23,000 units	13,600 per 23,000 units	2009/12/30	500,000,000	2009/04/14
63153	UBS AG	HSI R Bull CBBC Dec 2009 H	0.2500	12,800 per 38,000 units	13,800 per 38,000 units	2009/12/30	500,000,000	2009/04/14
63154	UBS AG	HSI R Bull CBBC Dec 2009 I	0.2500	13,400 per 18,000 units	14,400 per 18,000 units	2009/12/30	500,000,000	2009/04/14
63157	UBS AG	Petrochina R Bull CBBC Nov 2009 A	0.2500	5.3800	6.3800	2009/11/23	300,000,000	2009/04/14
63255	ABN AMRO Bank N.V.	HSBC R Bull CBBC Nov 2009 A	0.2500	38.80 per 100 units	44.80 per 100 units	2009/11/30	80,000,000	2009/04/15
63256	ABN AMRO Bank N.V.	HSBC R Bull CBBC Nov 2009 B	0.2500	42.80 per 100 units	48.80 per 100 units	2009/11/30	80,000,000	2009/04/15

## Newly listed callable bull/bear contracts (continued)

Code	Issuer	Name of issue	Issue prices (HK\$)	Strike price (HKD) / Strike level per 10 units	Call price (HKD) / Call level per 10 units	Expiry date	No. of issue (units)	Listing date
63260	ABN AMRO Bank N.V.	HSBC R Bear CBBC Nov 2009 C	0.2500	63.20 per 100 units	57.20 per 100 units	2009/11/30	80,000,000	2009/04/15
63257	ABN AMRO Bank N.V.	HSCEI R Bull CBBC Oct 2009 A	0.2500	6,700 per 13,000 units	7,500 per 13,000 units	2009/10/29	250,000,000	2009/04/15
63258	ABN AMRO Bank N.V.	HSCEI R Bull CBBC Oct 2009 B	0.2500	7,000 per 12,000 units	7,800 per 12,000 units	2009/10/29	250,000,000	2009/04/15
63259	ABN AMRO Bank N.V.	HSCEI R Bull CBBC Oct 2009 C	0.2500	7,400 per 13,000 units	8,200 per 13,000 units	2009/10/29	250,000,000	2009/04/15
63253	ABN AMRO Bank N.V.	HSI R Bull CBBC Oct 2009 M	0.2500	13,900 per 14,000 units	14,500 per 14,000 units	2009/10/29	250,000,000	2009/04/15
63254	ABN AMRO Bank N.V.	HSI R Bull CBBC Oct 2009 N	0.2500	14,100 per 12,000 units	14,700 per 12,000 units	2009/10/29	250,000,000	2009/04/15
63251	BNP Paribas Arbit Issu B.V.	HSI R Bull CBBC Nov 2009 Y	0.2500	14,000 per 12,000 units	14,800 per 12,000 units	2009/11/27	300,000,000	2009/04/15
63252	BNP Paribas Arbit Issu B.V.	HSI R Bull CBBC Dec 2009 A	0.2500	14,400 per 10,000 units	15,000 per 10,000 units	2009/12/30	300,000,000	2009/04/15
63250	BNP Paribas Arbit Issu B.V.	HSI R Bull CBBC Dec 2009 Z	0.2500	13,600 per 20,000 units	14,600 per 20,000 units	2009/12/30	300,000,000	2009/04/15
63198	Deutsche Bank AG	China Mobile R Bull CBBC Oct 2009 B	0.2500	59.68 per 100 units	65.68 per 100 units	2009/10/12	150,000,000	2009/04/15
63196	Deutsche Bank AG	China Life R Bull CBBC Sep 2009 D	0.3000	25.1800	26.1800	2009/09/07	150,000,000	2009/04/15
63197	Deutsche Bank AG	China Life R Bear CBBC Sep 2009 E	1.0000	37.1800	36.1800	2009/09/07	150,000,000	2009/04/15
63199	Deutsche Bank AG	A50 China R Bear CBBC Sep 2009 B	0.3500	14.4800	13.6800	2009/09/07	150,000,000	2009/04/15
63202	Deutsche Bank AG	HSI R Bull CBBC Oct 2009 O	0.2600	14,000 per 15,000 units	14,800 per 15,000 units	2009/10/29	300,000,000	2009/04/15
63203	Deutsche Bank AG	HSI R Bull CBBC Oct 2009 T	0.2500	14,400 per 12,000 units	14,900 per 12,000 units	2009/10/29	300,000,000	2009/04/15
63201	Deutsche Bank AG	HSI R Bull CBBC Dec 2009 E	0.3300	13,200 per 12,000 units	13,700 per 12,000 units	2009/12/30	300,000,000	2009/04/15
63200	Deutsche Bank AG	HSI R Bull CBBC Dec 2009 R	0.3000	13,000 per 15,000 units	13,800 per 15,000 units	2009/12/30	300,000,000	2009/04/15
63207	Deutsche Bank AG	HSI R Bear CBBC Dec 2009 F	0.3500	17,200 per 12,000 units	16,700 per 12,000 units	2009/12/30	300,000,000	2009/04/15
63208	Deutsche Bank AG	HSI R Bear CBBC Dec 2009 U	0.4000	17,600 per 12,000 units	17,100 per 12,000 units	2009/12/30	300,000,000	2009/04/15
63206	Deutsche Bank AG	HSI R Bear CBBC Dec 2009 V	0.4800	18,600 per 12,000 units	18,100 per 12,000 units	2009/12/30	300,000,000	2009/04/15
63204	Deutsche Bank AG	HSI R Bear CBBC Jan 2010 I	0.3500	17,600 per 15,000 units	16,800 per 15,000 units	2010/01/28	300,000,000	2009/04/15
63205	Deutsche Bank AG	HSI R Bear CBBC Jan 2010 J	0.3800	18,000 per 15,000 units	17,200 per 15,000 units	2010/01/28	300,000,000	2009/04/15
63261	Goldman Sachs SP (Asia)	HSI R Bull CBBC Oct 2009 G	0.2500	13,600 per 15,000 units	14,100 per 15,000 units	2009/10/29	200,000,000	2009/04/15
63265	Goldman Sachs SP (Asia)	HSI R Bear CBBC Oct 2009 H	0.2500	16,700 per 18,000 units	16,200 per 18,000 units	2009/10/29	200,000,000	2009/04/15
63178	HK Bank	HSI R Bear CBBC Dec 2009 F	0.2500	18,000 per 20,000 units	17,200 per 20,000 units	2009/12/30	380,000,000	2009/04/15
63179	HK Bank	HSI R Bear CBBC Dec 2009 G	0.2500	18,400 per 28,000 units	17,800 per 28,000 units	2009/12/30	380,000,000	2009/04/15
63247	KBC Fin Products Int'l Ltd.	Ch Life R Bear CBBC Aug 2009 G	0.2800	29.3800	27.8800	2009/08/10	248,000,000	2009/04/15
63248	KBC Fin Products Int'l Ltd.	HSBC R Bull CBBC Sep 2009 J	0.2500	41.38 per 100 units	46.88 per 100 units	2009/09/15	138,000,000	2009/04/15
63245	KBC Fin Products Int'l Ltd.	HSI R Bull CBBC Aug 2009 R	0.2500	14,400 per 10,000 units	14,900 per 10,000 units	2009/08/28	208,000,000	2009/04/15
63180	KBC Fin Products Int'l Ltd.	HSI R Bear CBBC Aug 2009 L	0.2500	15,200 per 10,000 units	14,700 per 10,000 units	2009/08/28	208,000,000	2009/04/15
63181	KBC Fin Products Int'l Ltd.	HSI R Bear CBBC Aug 2009 P	0.2500	15,500 per 10,000 units	15,000 per 10,000 units	2009/08/28	208,000,000	2009/04/15
63182	KBC Fin Products Int'l Ltd.	HSI R Bear CBBC Sep 2009 P	0.2500	15,700 per 12,000 units	14,900 per 12,000 units	2009/09/29	248,000,000	2009/04/15
63183	KBC Fin Products Int'l Ltd.	HSI R Bear CBBC Oct 2009 K	0.2700	15,900 per 12,000 units	15,100 per 12,000 units	2009/10/29	248,000,000	2009/04/15
63246	KBC Fin Products Int'l Ltd.	HSI R Bear CBBC Nov 2009 P	0.4600	18,300 per 10,000 units	17,800 per 10,000 units	2009/11/27	208,000,000	2009/04/15
63249	KBC Fin Products Int'l Ltd.	SHK Ppt R Bull CBBC Sep 2009 D	0.2500	62.88 per 100 units	70.88 per 100 units	2009/09/10	188,000,000	2009/04/15
63192	SGA Societe Generale Acceptance N.V	CLife R Bull CBBC Nov09H	0.3000	24.8000	26.0000	2009/11/30	100,000,000	2009/04/15
63193	SGA Societe Generale Acceptance N.V	CLife R Bear CBBC Dec09D	0.5500	33.0000	31.5000	2009/12/23	100,000,000	2009/04/15
63194	SGA Societe Generale Acceptance N.V	CP&CC R Bull CBBC Dec09B	0.2500	4.7000	5.3000	2009/12/23	200,000,000	2009/04/15
63191	SGA Societe Generale Acceptance NV	HSCEI R Bull CBBC Oct09N	0.2500	7,400 per 12,000 units	8,200 per 12,000 units	2009/10/29	200,000,000	2009/04/15
63195	SGA Societe Generale Acceptance NV	HSCEI R Bear CBBC Oct09O	0.2500	11,600 per 12,000 units	10,800 per 12,000 units	2009/10/29	200,000,000	2009/04/15
63218	UBS AG	BOCL R Bear CBBC Dec 2009 A	0.2500	3.8800	3.3800	2009/12/14	200,000,000	2009/04/15
63223	UBS AG	China Mobile R Bull CBBC Nov 2009 E	0.2500	62.88 per 100 units	68.88 per 100 units	2009/11/16	300,000,000	2009/04/15
63232	UBS AG	China Mobile R Bear CBBC Nov 2009 F	0.2500	76.88 per 100 units	70.88 per 100 units	2009/11/16	300,000,000	2009/04/15

## Newly listed callable bull/bear contracts (continued)

Code	Issuer	Name of issue	Issue prices (HK\$)	Strike price (HKD) / Strike level per 10 units	Call price (HKD) / Call level per 10 units	Expiry date	No. of issue (units)	Listing date
63219	UBS AG	Cheung Kong R Bull CBBC Jan 2010 A	0.2500	60.88 per 100 units	68.88 per 100 units	2010/01/18	200,000,000	2009/04/15
63231	UBS AG	Cheung Kong R Bear CBBC Jan 2010 B	0.2500	96.88 per 100 units	88.88 per 100 units	2010/01/18	200,000,000	2009/04/15
63189	UBS AG	China Life R Bear CBBC Nov 2009 K	0.2500	28.8800	27.8800	2009/11/16	300,000,000	2009/04/15
63220	UBS AG	China Life R Bear CBBC Nov 2009 L	0.6200	33.8800	32.8800	2009/11/16	300,000,000	2009/04/15
63221	UBS AG	China Life R Bear CBBC Nov 2009 M	0.7200	34.8800	33.8800	2009/11/16	300,000,000	2009/04/15
63222	UBS AG	China Life R Bear CBBC Nov 2009 N	0.8200	35.8800	34.8800	2009/11/16	300,000,000	2009/04/15
63233	UBS AG	CNOOC R Bear CBBC Dec 2009 B	0.2500	10.8800	9.8800	2009/12/14	200,000,000	2009/04/15
63234	UBS AG	CNOOC R Bear CBBC Dec 2009 C	0.2850	11.3800	10.3800	2009/12/14	200,000,000	2009/04/15
63235	UBS AG	CNOOC R Bear CBBC Dec 2009 D	0.3350	11.8800	10.8800	2009/12/14	200,000,000	2009/04/15
63224	UBS AG	Sinopec Corp R Bear CBBC Jan 2010 A	0.2600	8.3800	7.3800	2010/01/18	200,000,000	2009/04/15
63225	UBS AG	China Shenhua R Bear CBBC Jan 2010 A	0.6100	26.8800	24.8800	2010/01/18	200,000,000	2009/04/15
63244	UBS AG	A50 China R Bear CBBC Dec 2009 I	0.3800	15.1800	14.3800	2009/12/14	300,000,000	2009/04/15
63226	UBS AG	HKEx R Bull CBBC Nov 2009 C	0.2500	75.88 per 100 units	83.88 per 100 units	2009/11/23	300,000,000	2009/04/15
63190	UBS AG	HKEx R Bear CBBC Nov 2009 B	0.2500	96.88 per 100 units	88.88 per 100 units	2009/11/23	300,000,000	2009/04/15
63236	UBS AG	HKEx R Bear CBBC Nov 2009 D	0.2500	106.88 per 100 units	98.88 per 100 units	2009/11/23	300,000,000	2009/04/15
63237	UBS AG	HKEx R Bear CBBC Nov 2009 E	0.2500	111.88 per 100 units	103.88 per 100 units	2009/11/23	300,000,000	2009/04/15
63217	UBS AG	HSCEI R Bull CBBC Oct 2009 P	0.2500	8,000 per 12,000 units	8,800 per 12,000 units	2009/10/29	300,000,000	2009/04/15
63184	UBS AG	HSCEI R Bear CBBC Oct 2009 O	0.2500	9,400 per 7,000 units	8,700 per 7,000 units	2009/10/29	300,000,000	2009/04/15
63209	UBS AG	HSI R Bull CBBC Oct 2009 G	0.2500	14,000 per 12,000 units	14,800 per 12,000 units	2009/10/29	500,000,000	2009/04/15
63210	UBS AG	HSI R Bull CBBC Oct 2009 I	0.2500	14,200 per 8,000 units	15,000 per 8,000 units	2009/10/29	500,000,000	2009/04/15
63211	UBS AG	HSI R Bull CBBC Dec 2009 J	0.2500	13,100 per 23,000 units	14,100 per 23,000 units	2009/12/30	500,000,000	2009/04/15
63212	UBS AG	HSI R Bull CBBC Dec 2009 K	0.2500	13,300 per 38,000 units	14,300 per 38,000 units	2009/12/30	500,000,000	2009/04/15
63185	UBS AG	HSI R Bear CBBC Aug 2009 F	0.2500	15,300 per 15,000 units	14,800 per 15,000 units	2009/08/28	500,000,000	2009/04/15
63186	UBS AG	HSI R Bear CBBC Aug 2009 G	0.2500	15,500 per 10,000 units	15,000 per 10,000 units	2009/08/28	500,000,000	2009/04/15
63213	UBS AG	HSI R Bear CBBC Sep 2009 R	0.2500	16,800 per 15,000 units	16,300 per 15,000 units	2009/09/29	500,000,000	2009/04/15
63214	UBS AG	HSI R Bear CBBC Sep 2009 Y	0.2500	17,000 per 10,000 units	16,500 per 10,000 units	2009/09/29	500,000,000	2009/04/15
63187	UBS AG	HSI R Bear CBBC Oct 2009 D	0.2500	15,500 per 12,000 units	14,700 per 12,000 units	2009/10/29	500,000,000	2009/04/15
63188	UBS AG	HSI R Bear CBBC Oct 2009 P	0.2500	15,700 per 8,000 units	14,900 per 8,000 units	2009/10/29	500,000,000	2009/04/15
63215	UBS AG	HSI R Bear CBBC Oct 2009 S	0.2500	17,300 per 15,000 units	16,800 per 15,000 units	2009/10/29	500,000,000	2009/04/15
63216	UBS AG	HSI R Bear CBBC Oct 2009 T	0.2500	17,500 per 10,000 units	17,000 per 10,000 units	2009/10/29	500,000,000	2009/04/15
63227	UBS AG	Hutchison R Bull CBBC Jan 2010 A	0.2500	30.88 per 100 units	38.88 per 100 units	2010/01/18	200,000,000	2009/04/15
63238	UBS AG	Hutchison R Bear CBBC Jan 2010 B	0.2500	56.88 per 100 units	48.88 per 100 units	2010/01/18	200,000,000	2009/04/15
63239	UBS AG	Hutchison R Bear CBBC Jan 2010 C	0.2500	61.88 per 100 units	53.88 per 100 units	2010/01/18	200,000,000	2009/04/15
63240	UBS AG	Petrochina R Bear CBBC Dec 2009 A	0.2600	9.3800	8.3800	2009/12/14	300,000,000	2009/04/15
63228	UBS AG	Ping An R Bear CBBC Jan 2010 A	0.2500	76.88 per 100 units	68.88 per 100 units	2010/01/18	200,000,000	2009/04/15
63229	UBS AG	SHK Ppt R Bull CBBC Jan 2010 B	0.2500	65.88 per 100 units	73.88 per 100 units	2010/01/18	200,000,000	2009/04/15
63230	UBS AG	SHK Ppt R Bull CBBC Jan 2010 C	0.2500	70.88 per 100 units	78.88 per 100 units	2010/01/18	200,000,000	2009/04/15
63241	UBS AG	SHK Ppt R Bear CBBC Jan 2010 D	0.2500	101.88 per 100 units	93.88 per 100 units	2010/01/18	200,000,000	2009/04/15
63242	UBS AG	SHK Ppt R Bear CBBC Jan 2010 E	0.2500	106.88 per 100 units	98.88 per 100 units	2010/01/18	200,000,000	2009/04/15
63243	UBS AG	SHK Ppt R Bear CBBC Jan 2010 F	0.2950	111.88 per 100 units	103.88 per 100 units	2010/01/18	200,000,000	2009/04/15
63277	BNP Paribas Arbit Issu B.V.	HKEx R Bull CBBC Dec 2009 A	0.2500	64 per 100 units	72 per 100 units	2009/12/31	100,000,000	2009/04/16
63281	BNP Paribas Arbit Issu B.V.	HKEx R Bear CBBC Dec 2009 B	0.2800	112 per 100 units	100 per 100 units	2009/12/31	100,000,000	2009/04/16
63278	BNP Paribas Arbit Issu B.V.	HSBC R Bull CBBC Nov 2009 G	0.2500	40 per 100 units	45 per 100 units	2009/11/30	200,000,000	2009/04/16



## Newly listed callable bull/bear contracts (continued)

Code	Issuer	Name of issue	Issue prices (HK\$)	Strike price (HKD) / Strike level per 10 units	Call price (HKD) / Call level per 10 units	Expiry date	No. of issue (units)	Listing date
63289	Deutsche Bank AG	HSI R Bull CBBC Nov 2009 H	0.2700	13,800 per 15,000 units	14,600 per 15,000 units	2009/11/27	300,000,000	2009/04/16
63290	Deutsche Bank AG	HSI R Bull CBBC Nov 2009 M	0.2600	14,200 per 12,000 units	14,700 per 12,000 units	2009/11/27	300,000,000	2009/04/16
63285	Deutsche Bank AG	HSI R Bear CBBC Nov 2009 I	0.2500	15,400 per 12,000 units	14,900 per 12,000 units	2009/11/27	300,000,000	2009/04/16
63303	KBC Fin Products Int'l Ltd.	Ch Life R Bear CBBC Sep 2009 I	0.5500	31.7800	30.2800	2009/09/01	128,000,000	2009/04/16
63304	KBC Fin Products Int'l Ltd.	CP&CC R Bull CBBC Oct 2009 C	0.2500	4.2800	5.0800	2009/10/05	208,000,000	2009/04/16
63305	KBC Fin Products Int'l Ltd.	CP&CC R Bear CBBC Nov 2009 A	0.3800	7.8800	7.0800	2009/11/16	208,000,000	2009/04/16
63307	KBC Fin Products Int'l Ltd.	HKEEx R Bear CBBC Oct 2009 E	0.2500	101.50 per 100 units	95 per 100 units	2009/10/05	288,000,000	2009/04/16
63308	KBC Fin Products Int'l Ltd.	HSCEI R Bull CBBC Sep 2009 G	0.2500	7,400 per 10,000 units	8,200 per 10,000 units	2009/09/29	268,000,000	2009/04/16
63309	KBC Fin Products Int'l Ltd.	HSCEI R Bull CBBC Sep 2009 H	0.2500	7,800 per 10,000 units	8,600 per 10,000 units	2009/09/29	268,000,000	2009/04/16
63310	KBC Fin Products Int'l Ltd.	HSI R Bull CBBC Sep 2009 X	0.2500	13,200 per 12,000 units	13,700 per 12,000 units	2009/09/29	248,000,000	2009/04/16
63306	KBC Fin Products Int'l Ltd.	SHK Ppt R Bear CBBC Sep 2009 E	0.2500	90.80 per 100 units	82.80 per 100 units	2009/09/15	188,000,000	2009/04/16
63301	Macquarie Bank Ltd.	HSBC R Bull CBBC Jun 2010 A	0.2500	34 per 100 units	40 per 100 units	2010/06/29	200,000,000	2009/04/16
63302	Macquarie Bank Ltd.	HSBC R Bear CBBC Mar 2010 A	0.2520	65 per 100 units	60 per 100 units	2010/03/30	200,000,000	2009/04/16
63282	CC Rabobank B.A.	A50 China R Bull CBBC Oct 2009 A	0.2500	10.1800	10.7800	2009/10/29	150,000,000	2009/04/16
63286	CC Rabobank B.A.	A50 China R Bear CBBC Oct 2009 B	0.2500	12.3800	11.7800	2009/10/29	150,000,000	2009/04/16
63283	CC Rabobank B.A.	HSI R Bull CBBC Oct 2009 D	0.2500	13,800 per 8,000 units	14,400 per 8,000 units	2009/10/29	150,000,000	2009/04/16
63284	CC Rabobank B.A.	HSI R Bull CBBC Feb 2010 A	0.2500	13,900 per 15,000 units	14,500 per 15,000 units	2010/02/25	150,000,000	2009/04/16
63287	CC Rabobank B.A.	HSI R Bear CBBC Oct 2009 E	0.2500	16,200 per 8,000 units	15,600 per 8,000 units	2009/10/29	150,000,000	2009/04/16
63288	CC Rabobank B.A.	HSI R Bear CBBC Feb 2010 B	0.2500	16,100 per 15,000 units	15,500 per 15,000 units	2010/02/25	150,000,000	2009/04/16
63264	SGA Societe Generale Acceptance N.V.	CCCC R Bull CBBC Nov09A	0.2500	7.0000	8.0000	2009/11/18	100,000,000	2009/04/16
63266	SGA Societe Generale Acceptance N.V.	CCHC R Bull CBBC Dec09B	0.2500	4.0000	5.0000	2009/12/16	100,000,000	2009/04/16
63272	SGA Societe Generale Acceptance N.V.	CCHC R Bear CBBC Dec09C	0.2500	8.4000	7.4000	2009/12/16	100,000,000	2009/04/16
63273	SGA Societe Generale Acceptance N.V.	HKEEx R Bear CBBC Dec09A	0.3000	112 per 100 units	105 per 100 units	2009/12/16	200,000,000	2009/04/16
63262	SGA Societe Generale Acceptance N.V.	HSI R Bull CBBC Oct09S	0.2500	13,500 per 15,000 units	14,300 per 15,000 units	2009/10/29	300,000,000	2009/04/16
63263	SGA Societe Generale Acceptance N.V.	HSI R Bull CBBC Oct09T	0.2500	13,700 per 15,000 units	14,500 per 15,000 units	2009/10/29	300,000,000	2009/04/16
63269	SGA Societe Generale Acceptance N.V.	HSI R Bear CBBC Oct09U	0.2500	17,300 per 15,000 units	16,500 per 15,000 units	2009/10/29	300,000,000	2009/04/16
63270	SGA Societe Generale Acceptance N.V.	HSI R Bear CBBC Oct09V	0.2650	17,500 per 15,000 units	16,700 per 15,000 units	2009/10/29	300,000,000	2009/04/16
63271	SGA Societe Generale Acceptance N.V.	HSI R Bear CBBC Oct09W	0.2800	17,700 per 15,000 units	16,900 per 15,000 units	2009/10/29	300,000,000	2009/04/16
63267	SGA Societe Generale Acceptance N.V.	ICBC R Bull CBBC Nov09A	0.2500	3.2000	3.7000	2009/11/18	200,000,000	2009/04/16
63268	SGA Societe Generale Acceptance NV	PingAn R Bull CBBC Oct09D	0.2500	39 per 100 units	45 per 100 units	2009/10/28	200,000,000	2009/04/16
63274	SGA Societe Generale Acceptance NV	PingAn R Bear CBBC Oct09E	0.2500	68 per 100 units	60 per 100 units	2009/10/28	200,000,000	2009/04/16
63275	UBS AG	BOCL R Bear CBBC Dec 2009 B	0.2500	3.3800	2.8800	2009/12/14	200,000,000	2009/04/16
63294	UBS AG	China Mobile R Bull CBBC Jan 2010 A	0.2500	46.88 per 100 units	52.88 per 100 units	2010/01/18	300,000,000	2009/04/16
63295	UBS AG	China Mobile R Bull CBBC Jan 2010 B	0.2500	50.88 per 100 units	56.88 per 100 units	2010/01/18	300,000,000	2009/04/16
63296	UBS AG	China Mobile R Bull CBBC Jan 2010 C	0.2500	54.88 per 100 units	60.88 per 100 units	2010/01/18	300,000,000	2009/04/16
63291	UBS AG	CC Bank R Bull CBBC Jan 2010 A	0.2500	2.7800	3.3800	2010/01/18	200,000,000	2009/04/16
63292	UBS AG	Cheung Kong R Bull CBBC Jan 2010 C	0.2950	45.88 per 100 units	53.88 per 100 units	2010/01/18	200,000,000	2009/04/16
63293	UBS AG	China Life R Bull CBBC Jan 2010 A	0.9600	17.8800	18.8800	2010/01/18	300,000,000	2009/04/16
63276	UBS AG	CM Bank R Bear CBBC Jan 2010 A	0.5800	20.8800	18.8800	2010/01/18	200,000,000	2009/04/16
63300	UBS AG	A50 China R Bull CBBC Jan 2010 A	0.4050	7.0800	7.8800	2010/01/18	300,000,000	2009/04/16
63279	UBS AG	HSI R Bull CBBC Oct 2009 U	0.2500	14,400 per 10,000 units	14,900 per 10,000 units	2009/10/29	500,000,000	2009/04/16
63280	UBS AG	HSI R Bull CBBC Nov 2009 I	0.2500	14,200 per 15,000 units	14,700 per 15,000 units	2009/11/27	500,000,000	2009/04/16
63297	UBS AG	ICBC R Bear CBBC Jan 2010 A	0.2500	5.4800	4.8800	2010/01/18	200,000,000	2009/04/16

## Newly listed callable bull/bear contracts (continued)

Code	Issuer	Name of issue	Issue prices (HK\$)	Strike price (HKD) / Strike level per 10 units	Call price (HKD) / Call level per 10 units	Expiry date	No. of issue (units)	Listing date
63298	UBS AG	ICBC R Bear CBBC Jan 2010 B	0.2500	5.9800	5.3800	2010/01/18	200,000,000	2009/04/16
63299	UBS AG	Petrochina R Bull CBBC Jan 2010 A	0.2550	4.0800	4.8800	2010/01/18	200,000,000	2009/04/16
63321	Deutsche Bank AG	China Life R Bear CBBC Sep 2009 F	0.2600	28.1800	27.1800	2009/09/07	150,000,000	2009/04/17
63323	Deutsche Bank AG	A50 China R Bear CBBC Sep 2009 C	0.2500	11.9800	11.1800	2009/09/07	150,000,000	2009/04/17
63322	Deutsche Bank AG	HKEx R Bear CBBC Oct 2009 C	0.2600	92.18 per 100 units	85.18 per 100 units	2009/10/12	150,000,000	2009/04/17
63315	Deutsche Bank AG	HSI R Bear CBBC Nov 2009 D	0.2700	15,200 per 12,000 units	14,700 per 12,000 units	2009/11/27	300,000,000	2009/04/17
63316	Deutsche Bank AG	HSI R Bear CBBC Nov 2009 E	0.2600	15,400 per 15,000 units	14,600 per 15,000 units	2009/11/27	300,000,000	2009/04/17
63314	Deutsche Bank AG	HSI R Bear CBBC Nov 2009 J	0.2500	15,000 per 12,000 units	14,500 per 12,000 units	2009/11/27	300,000,000	2009/04/17
63311	KBC Fin Products Int'l Ltd.	HSI R Bull CBBC Oct 2009 F	0.2500	14,200 per 10,000 units	14,700 per 10,000 units	2009/10/29	208,000,000	2009/04/17
63312	KBC Fin Products Int'l Ltd.	HSI R Bull CBBC Nov 2009 Q	0.2500	13,600 per 10,000 units	14,400 per 10,000 units	2009/11/27	208,000,000	2009/04/17
63313	SGA Societe Generale Acceptance N.V	CP&CC R Bear CBBC Dec09C	0.2500	6.8000	6.0000	2009/12/23	200,000,000	2009/04/17
63317	UBS AG	China Life R Bear CBBC Nov 2009 O	0.2500	27.8800	26.8800	2009/11/16	300,000,000	2009/04/17
63318	UBS AG	HKEx R Bear CBBC Nov 2009 F	0.2500	91.88 per 100 units	83.88 per 100 units	2009/11/23	300,000,000	2009/04/17
63319	UBS AG	HSBC R Bear CBBC Dec 2009 F	0.2500	57.38 per 100 units	51.38 per 100 units	2009/12/14	300,000,000	2009/04/17
63320	UBS AG	Ping An R Bear CBBC Dec 2009 A	0.2500	61.88 per 100 units	53.88 per 100 units	2009/12/14	200,000,000	2009/04/17
60238*	UBS AG	China Mobile R Bull CBBC May 2009 E	0.1800	54.88 per 100 units	60.88 per 100 units	2009/05/25	300,000,000	2009/04/20
63376	ABN AMRO Bank N.V.	HSI R Bull CBBC Oct 2009 O	0.2500	14,400 per 12,000 units	15,000 per 12,000 units	2009/10/29	250,000,000	2009/04/21
63377	ABN AMRO Bank N.V.	HSI R Bull CBBC Oct 2009 P	0.2500	14,700 per 14,000 units	15,300 per 14,000 units	2009/10/29	250,000,000	2009/04/21
63378	ABN AMRO Bank N.V.	HSI R Bear CBBC Aug 2009 A	0.2500	17,000 per 12,000 units	16,400 per 12,000 units	2009/08/28	250,000,000	2009/04/21
63379	ABN AMRO Bank N.V.	HSI R Bear CBBC Aug 2009 E	0.2500	17,300 per 14,000 units	16,700 per 14,000 units	2009/08/28	250,000,000	2009/04/21
63380	ABN AMRO Bank N.V.	HSI R Bear CBBC Aug 2009 G	0.2500	17,800 per 12,000 units	17,200 per 12,000 units	2009/08/28	250,000,000	2009/04/21
63381	ABN AMRO Bank N.V.	HSI R Bear CBBC Aug 2009 I	0.2500	18,200 per 12,000 units	17,600 per 12,000 units	2009/08/28	250,000,000	2009/04/21
63339	Deutsche Bank AG	CC Bank R Bear CBBC Sep 2009 A	0.3400	7.9800	7.1800	2009/09/07	150,000,000	2009/04/21
63340	Deutsche Bank AG	China Life R Bull CBBC Sep 2009 G	0.3500	26.1800	27.1800	2009/09/14	150,000,000	2009/04/21
63341	Deutsche Bank AG	China Life R Bull CBBC Sep 2009 H	0.2500	27.1800	28.1800	2009/09/14	150,000,000	2009/04/21
63342	Deutsche Bank AG	China Life R Bear CBBC Sep 2009 I	1.2000	39.1800	38.1800	2009/09/14	150,000,000	2009/04/21
63345	Deutsche Bank AG	A50 China R Bull CBBC Sep 2009 D	0.2500	9.8800	10.6800	2009/09/14	150,000,000	2009/04/21
63346	Deutsche Bank AG	A50 China R Bear CBBC Sep 2009 E	0.4000	14.9800	14.1800	2009/09/14	150,000,000	2009/04/21
63387	Deutsche Bank AG	HSBC R Bull CBBC Sep 2009 I	0.2500	44.88 per 100 units	50.88 per 100 units	2009/09/21	150,000,000	2009/04/21
63348	Deutsche Bank AG	HSI R Bull CBBC Oct 2009 G	0.2600	14,600 per 12,000 units	15,100 per 12,000 units	2009/10/29	300,000,000	2009/04/21
63386	Deutsche Bank AG	HSI R Bull CBBC Oct 2009 H	0.2500	15,000 per 12,000 units	15,500 per 12,000 units	2009/10/29	300,000,000	2009/04/21
63347	Deutsche Bank AG	HSI R Bull CBBC Oct 2009 V	0.2500	14,400 per 15,000 units	15,200 per 15,000 units	2009/10/29	300,000,000	2009/04/21
63385	Deutsche Bank AG	HSI R Bull CBBC Oct 2009 Z	0.2600	14,600 per 15,000 units	15,400 per 15,000 units	2009/10/29	300,000,000	2009/04/21
63349	Deutsche Bank AG	HSI R Bear CBBC Oct 2009 R	0.3000	18,000 per 12,000 units	17,500 per 12,000 units	2009/10/29	300,000,000	2009/04/21
63350	Deutsche Bank AG	HSI R Bear CBBC Oct 2009 Y	0.4000	19,000 per 12,000 units	18,500 per 12,000 units	2009/10/29	300,000,000	2009/04/21
63351	Deutsche Bank AG	HSI R Bear CBBC Dec 2009 W	0.3000	18,400 per 15,000 units	17,600 per 15,000 units	2009/12/30	300,000,000	2009/04/21
63343	Deutsche Bank AG	ICBC R Bull CBBC Oct 2009 A	0.2500	2.8800	3.6800	2009/10/19	150,000,000	2009/04/21
63344	Deutsche Bank AG	ICBC R Bear CBBC Oct 2009 B	0.4000	7.9800	7.1800	2009/10/19	150,000,000	2009/04/21
63382	Goldman Sachs SP (Asia)	HSI R Bull CBBC Oct 2009 I	0.2500	13,700 per 15,000 units	14,500 per 15,000 units	2009/10/29	200,000,000	2009/04/21
63383	Goldman Sachs SP (Asia)	HSI R Bull CBBC Oct 2009 J	0.2500	14,000 per 15,000 units	14,500 per 15,000 units	2009/10/29	200,000,000	2009/04/21
63384	Goldman Sachs SP (Asia)	HSI R Bull CBBC Oct 2009 K	0.2500	14,400 per 15,000 units	14,900 per 15,000 units	2009/10/29	200,000,000	2009/04/21
63372	KBC Fin Products Int'l Ltd.	HSI R Bull CBBC Sep 2009 Q	0.2500	15,000 per 10,000 units	15,500 per 10,000 units	2009/09/29	208,000,000	2009/04/21
63352	KBC Fin Products Int'l Ltd.	HSI R Bull CBBC Sep 2009 V	0.2500	14,800 per 10,000 units	15,300 per 10,000 units	2009/09/29	208,000,000	2009/04/21

## Newly listed callable bull/bear contracts (continued)

Code	Issuer	Name of issue	Issue prices (HK\$)	Strike price (HKD) / Strike level per 10 units	Call price (HKD) / Call level per 10 units	Expiry date	No. of issue (units)	Listing date
63353	KBC Fin Products Int'l Ltd.	HSI R Bull CBBC Oct 2009 U	0.2500	14,300 per 12,000 units	15,100 per 12,000 units	2009/10/29	248,000,000	2009/04/21
63356	KBC Fin Products Int'l Ltd.	HSI R Bear CBBC Sep 2009 R	0.2500	16,300 per 12,000 units	15,500 per 12,000 units	2009/09/29	248,000,000	2009/04/21
63326	CC Rabobank B.A.	HSCEI R Bull CBBC Dec 2009 E	0.2500	7,600 per 11,000 units	8,200 per 11,000 units	2009/12/30	150,000,000	2009/04/21
63327	CC Rabobank B.A.	HSCEI R Bull CBBC Dec 2009 F	0.2500	7,800 per 8,000 units	8,400 per 8,000 units	2009/12/30	150,000,000	2009/04/21
63329	CC Rabobank B.A.	HSCEI R Bull CBBC Mar 2010 A	0.2500	7,400 per 15,000 units	8,000 per 15,000 units	2010/03/30	150,000,000	2009/04/21
63333	CC Rabobank B.A.	HSCEI R Bear CBBC Dec 2009 G	0.2500	10,200 per 8,000 units	9,600 per 8,000 units	2009/12/30	150,000,000	2009/04/21
63334	CC Rabobank B.A.	HSCEI R Bear CBBC Dec 2009 H	0.2500	10,400 per 11,000 units	9,800 per 11,000 units	2009/12/30	150,000,000	2009/04/21
63330	CC Rabobank B.A.	HSI R Bull CBBC Dec 2009 A	0.2500	14,000 per 11,000 units	14,600 per 11,000 units	2009/12/30	150,000,000	2009/04/21
63331	CC Rabobank B.A.	HSI R Bull CBBC Dec 2009 B	0.2500	14,100 per 8,000 units	14,700 per 8,000 units	2009/12/30	150,000,000	2009/04/21
63332	CC Rabobank B.A.	HSI R Bull CBBC Mar 2010 A	0.2500	14,000 per 15,000 units	14,800 per 15,000 units	2010/03/30	150,000,000	2009/04/21
63335	CC Rabobank B.A.	HSI R Bear CBBC Dec 2009 C	0.2500	16,300 per 11,000 units	15,700 per 11,000 units	2009/12/30	150,000,000	2009/04/21
63336	CC Rabobank B.A.	HSI R Bear CBBC Dec 2009 D	0.2500	16,400 per 15,000 units	15,800 per 15,000 units	2009/12/30	150,000,000	2009/04/21
63337	SGA Societe Generale Acceptance N.V.	BOCL R Bear CBBC Oct09C	0.2500	3.8000	3.4000	2009/10/28	100,000,000	2009/04/21
63338	SGA Societe Generale Acceptance N.V.	CLife R Bear CBBC Dec09E	0.5900	34.0000	32.5000	2009/12/23	100,000,000	2009/04/21
63354	UBS AG	BOCL R Bull CBBC Dec 2009 C	0.2500	1.8800	2.3800	2009/12/14	200,000,000	2009/04/21
63358	UBS AG	BOCL R Bear CBBC Dec 2009 D	0.2500	4.3800	3.8800	2009/12/14	200,000,000	2009/04/21
63355	UBS AG	BankComm R Bull CBBC Jan 2010 A	0.2500	4.8800	5.8800	2010/01/18	200,000,000	2009/04/21
63359	UBS AG	CCCCL R Bull CBBC Jan 2010 A	0.2600	6.8800	7.8800	2010/01/18	200,000,000	2009/04/21
63357	UBS AG	Cheung Kong R Bear CBBC Jan 2010 D	0.2500	101.88 per 100 units	93.88 per 100 units	2010/01/18	200,000,000	2009/04/21
63360	UBS AG	China Life R Bull CBBC Dec 2009 A	0.2500	26.8800	27.8800	2009/12/14	300,000,000	2009/04/21
63361	UBS AG	CM Bank R Bull CBBC Jan 2010 B	0.2900	12.8800	14.8800	2010/01/18	200,000,000	2009/04/21
63363	UBS AG	CNOOC R Bull CBBC Dec 2009 E	0.2500	7.3800	8.3800	2009/12/14	200,000,000	2009/04/21
63362	UBS AG	China Shenhua R Bear CBBC Jan 2010 B	0.2500	28.88 per 100 units	26.88 per 100 units	2010/01/18	200,000,000	2009/04/21
63365	UBS AG	A50 China R Bull CBBC Dec 2009 J	0.2500	10.0800	10.8800	2009/12/14	300,000,000	2009/04/21
63373	UBS AG	HSBC R Bull CBBC Dec 2009 G	0.2500	47.88 per 100 units	53.88 per 100 units	2009/12/14	300,000,000	2009/04/21
63366	UBS AG	HSCEI R Bull CBBC Nov 2009 B	0.2500	8,300 per 7,000 units	9,000 per 7,000 units	2009/11/27	300,000,000	2009/04/21
63325	UBS AG	HSCEI R Bear CBBC Nov 2009 A	0.2500	9,800 per 12,000 units	9,000 per 12,000 units	2009/11/27	300,000,000	2009/04/21
63370	UBS AG	HSCEI R Bear CBBC Nov 2009 C	0.2500	9,900 per 7,000 units	9,200 per 7,000 units	2009/11/27	300,000,000	2009/04/21
63374	UBS AG	HSI R Bull CBBC Oct 2009 F	0.2500	14,900 per 10,000 units	15,400 per 10,000 units	2009/10/29	500,000,000	2009/04/21
63324	UBS AG	HSI R Bull CBBC Dec 2009 L	0.2500	13,600 per 23,000 units	14,600 per 23,000 units	2009/12/30	500,000,000	2009/04/21
63367	UBS AG	HSI R Bull CBBC Dec 2009 N	0.2500	14,500 per 12,000 units	15,300 per 12,000 units	2009/12/30	500,000,000	2009/04/21
63368	UBS AG	HSI R Bull CBBC Dec 2009 O	0.2500	14,700 per 15,000 units	15,200 per 15,000 units	2009/12/30	500,000,000	2009/04/21
63375	UBS AG	HSI R Bull CBBC Dec 2009 Q	0.2500	14,700 per 8,000 units	15,500 per 8,000 units	2009/12/30	500,000,000	2009/04/21
63369	UBS AG	HSI R Bear CBBC Oct 2009 H	0.2500	16,000 per 10,000 units	15,500 per 10,000 units	2009/10/29	500,000,000	2009/04/21
63328	UBS AG	HSI R Bear CBBC Dec 2009 M	0.2500	16,000 per 12,000 units	15,200 per 12,000 units	2009/12/30	500,000,000	2009/04/21
63371	UBS AG	HSI R Bear CBBC Dec 2009 P	0.2500	16,200 per 8,000 units	15,400 per 8,000 units	2009/12/30	500,000,000	2009/04/21
63364	UBS AG	Ping An R Bull CBBC Jan 2010 B	0.2500	40.88 per 100 units	48.88 per 100 units	2010/01/18	200,000,000	2009/04/21
63417	ABN AMRO Bank N.V.	HSI R Bull CBBC Oct 2009 Q	0.2500	15,000 per 13,000 units	15,600 per 13,000 units	2009/10/29	250,000,000	2009/04/22
63397	BNP Paribas Arbit Issu B.V.	Ch Life R Bear CBBC Dec 2009 C	0.6200	33.0000	30.0000	2009/12/31	100,000,000	2009/04/22
63398	BNP Paribas Arbit Issu B.V.	HSBC R Bull CBBC Dec 2009 D	0.2500	45 per 100 units	50 per 100 units	2009/12/31	100,000,000	2009/04/22
63401	BNP Paribas Arbit Issu B.V.	HSI R Bull CBBC Dec 2009 C	0.2500	14,500 per 16,000 units	15,300 per 16,000 units	2009/12/30	300,000,000	2009/04/22
63402	BNP Paribas Arbit Issu B.V.	HSI R Bull CBBC Dec 2009 E	0.2500	14,700 per 12,000 units	15,500 per 12,000 units	2009/12/30	300,000,000	2009/04/22
63413	BNP Paribas Arbit Issu B.V.	HSI R Bull CBBC Dec 2009 G	0.2500	14,800 per 14,000 units	15,600 per 14,000 units	2009/12/30	300,000,000	2009/04/22

## Newly listed callable bull/bear contracts (continued)

Code	Issuer	Name of issue	Issue prices (HK\$)	Strike price (HKD) / Strike level per 10 units	Call price (HKD) / Call level per 10 units	Expiry date	No. of issue (units)	Listing date
63403	BNP Paribas Arbit Issu B.V.	HSI R Bear CBBC Oct 2009 R	0.2500	18,000 per 20,000 units	17,200 per 20,000 units	2009/10/29	300,000,000	2009/04/22
63404	BNP Paribas Arbit Issu B.V.	HSI R Bear CBBC Oct 2009 S	0.3300	18,600 per 12,000 units	17,800 per 12,000 units	2009/10/29	300,000,000	2009/04/22
63418	Deutsche Bank AG	China Mobile R Bull CBBC Oct 2009 C	0.2500	63.68 per 100 units	69.68 per 100 units	2009/10/12	150,000,000	2009/04/22
63407	Deutsche Bank AG	CNOOC R Bear CBBC Oct 2009 A	0.4900	12.9800	12.1800	2009/10/19	150,000,000	2009/04/22
63406	Deutsche Bank AG	Sinopec Corp R Bear CBBC Oct 2009 A	0.4900	9.9800	9.1800	2009/10/19	150,000,000	2009/04/22
63419	Deutsche Bank AG	HKEx R Bear CBBC Oct 2009 D	0.4300	127.18 per 100 units	120.18 per 100 units	2009/10/12	150,000,000	2009/04/22
63405	Deutsche Bank AG	HSI R Bull CBBC Oct 2009 M	0.2700	14,200 per 15,000 units	15,000 per 15,000 units	2009/10/29	300,000,000	2009/04/22
63420	Deutsche Bank AG	HSI R Bull CBBC Oct 2009 N	0.2700	14,800 per 12,000 units	15,300 per 12,000 units	2009/10/29	300,000,000	2009/04/22
63410	Deutsche Bank AG	HSI R Bear CBBC Oct 2009 A	0.2600	16,200 per 15,000 units	15,400 per 15,000 units	2009/10/29	300,000,000	2009/04/22
63409	Deutsche Bank AG	HSI R Bear CBBC Oct 2009 P	0.2500	16,000 per 12,000 units	15,500 per 12,000 units	2009/10/29	300,000,000	2009/04/22
63421	Deutsche Bank AG	HSI R Bear CBBC Dec 2009 X	0.5000	19,400 per 12,000 units	18,900 per 12,000 units	2009/12/30	300,000,000	2009/04/22
63408	Deutsche Bank AG	Petrochina R Bear CBBC Oct 2009 A	0.5000	10.9800	10.1800	2009/10/19	150,000,000	2009/04/22
63395	HK Bank	HSI R Bull CBBC Nov 2009 D	0.2500	13,900 per 16,000 units	14,500 per 16,000 units	2009/11/27	280,000,000	2009/04/22
63396	HK Bank	HSI R Bull CBBC Dec 2009 H	0.2500	13,600 per 22,000 units	14,200 per 22,000 units	2009/12/30	280,000,000	2009/04/22
63399	HK Bank	HSI R Bear CBBC Nov 2009 E	0.2500	18,100 per 20,000 units	17,500 per 20,000 units	2009/11/27	380,000,000	2009/04/22
63400	HK Bank	HSI R Bear CBBC Dec 2009 I	0.2500	18,900 per 32,000 units	18,100 per 32,000 units	2009/12/30	380,000,000	2009/04/22
63412	KBC Fin Products Int'l Ltd.	HSI R Bull CBBC Oct 2009 L	0.2500	14,800 per 12,000 units	15,600 per 12,000 units	2009/10/29	248,000,000	2009/04/22
63411	KBC Fin Products Int'l Ltd.	HSI R Bear CBBC Sep 2009 T	0.2500	15,800 per 10,000 units	15,300 per 10,000 units	2009/09/29	208,000,000	2009/04/22
63394	Macquarie Bank Ltd.	HSI R Bull CBBC Oct 2009 C	0.2500	14,000 per 12,000 units	14,600 per 12,000 units	2009/10/29	300,000,000	2009/04/22
63390	SGA Societe Generale Acceptance N.V	BOCOM R Bear CBBC Dec09B	0.2600	8.4000	7.6000	2009/12/23	200,000,000	2009/04/22
63391	SGA Societe Generale Acceptance N.V.	CMB R Bull CBBC Dec 09A	0.4600	11.2000	13.0000	2009/12/23	100,000,000	2009/04/22
63393	SGA Societe Generale Acceptance N.V.	HKEx R Bull CBBC Dec09B	0.2500	70 per 100 units	77 per 100 units	2009/12/16	200,000,000	2009/04/22
63388	SGA Societe Generale Acceptance N.V.	HSI R Bull CBBC Oct09X	0.2500	13,900 per 15,000 units	14,700 per 15,000 units	2009/10/29	300,000,000	2009/04/22
63389	SGA Societe Generale Acceptance N.V.	HSI R Bull CBBC Oct09Y	0.2500	14,100 per 15,000 units	14,900 per 15,000 units	2009/10/29	300,000,000	2009/04/22
63392	SGA Societe Generale Acceptance N.V.	HSI R Bear CBBC Oct09Z	0.2500	17,900 per 15,000 units	17,100 per 15,000 units	2009/10/29	300,000,000	2009/04/22
63414	UBS AG	China Mobile R Bull CBBC Nov 2009 G	0.2500	62.88 per 100 units	68.88 per 100 units	2009/11/16	300,000,000	2009/04/22
63415	UBS AG	China Mobile R Bull CBBC Nov 2009 H	0.2500	66.88 per 100 units	72.88 per 100 units	2009/11/16	300,000,000	2009/04/22
63416	UBS AG	HKEx R Bull CBBC Nov 2009 G	0.2500	80.88 per 100 units	88.88 per 100 units	2009/11/23	300,000,000	2009/04/22
61206*	Macquarie Bank Ltd.	HSI R Bear CBBC Jun 2009 E	0.1530	17,200 per 13,000 units	16,400 per 13,000 units	2009/06/29	300,000,000	2009/04/22
63461	Deutsche Bank AG	CNOOC R Bull CBBC Oct 2009 B	0.2500	7.3800	8.1800	2009/10/19	150,000,000	2009/04/23
63443	Deutsche Bank AG	HSI R Bear CBBC Oct 2009 K	0.2500	16,400 per 12,000 units	15,900 per 12,000 units	2009/10/29	300,000,000	2009/04/23
63449	Deutsche Bank AG	HSI R Bear CBBC Oct 2009 L	0.2500	16,600 per 15,000 units	15,800 per 15,000 units	2009/10/29	300,000,000	2009/04/23
63462	Goldman Sachs SP (Asia)	HSI R Bear CBBC Nov 2009 E	0.2500	17,400 per 18,000 units	16,900 per 18,000 units	2009/11/27	200,000,000	2009/04/23
63450	KBC Fin Products Int'l Ltd.	Ch Mobile R Bull CBBC Oct 09 B	0.2500	58 per 100 units	66 per 100 units	2009/10/02	258,000,000	2009/04/23
63451	KBC Fin Products Int'l Ltd.	HSBC R Bear CBBC Oct 2009 F	0.2500	61.50 per 100 units	56 per 100 units	2009/10/09	138,000,000	2009/04/23
63453	KBC Fin Products Int'l Ltd.	HSCEI R Bear CBBC Oct 2009 G	0.2500	10,200 per 10,000 units	9,400 per 10,000 units	2009/10/29	208,000,000	2009/04/23
63456	KBC Fin Products Int'l Ltd.	HSI R Bull CBBC Oct 2009 M	0.2500	13,900 per 10,000 units	14,700 per 10,000 units	2009/10/29	208,000,000	2009/04/23
63454	KBC Fin Products Int'l Ltd.	HSI R Bear CBBC Sep 2009 P	0.2500	16,300 per 10,000 units	15,800 per 10,000 units	2009/09/29	208,000,000	2009/04/23
63452	KBC Fin Products Int'l Ltd.	HSI R Bear CBBC Oct 2009 G	0.4300	19,000 per 10,000 units	18,500 per 10,000 units	2009/10/29	208,000,000	2009/04/23
63460	KBC Fin Products Int'l Ltd.	HSI R Bear CBBC Oct 2009 I	0.2500	16,100 per 10,000 units	15,600 per 10,000 units	2009/10/29	208,000,000	2009/04/23
63455	KBC Fin Products Int'l Ltd.	HSI R Bear CBBC Nov 2009 R	0.3100	17,800 per 10,000 units	17,300 per 10,000 units	2009/11/27	208,000,000	2009/04/23
63422	Macquarie Bank Ltd.	HSI R Bull CBBC Oct 2009 D	0.2500	14,800 per 10,800 units	15,400 per 10,800 units	2009/10/29	300,000,000	2009/04/23
63423	Macquarie Bank Ltd.	HSI R Bear CBBC Aug 2009 A	0.2500	18,000 per 13,300 units	17,400 per 13,300 units	2009/08/28	300,000,000	2009/04/23

## Newly listed callable bull/bear contracts (continued)

Code	Issuer	Name of issue	Issue prices (HK\$)	Strike price (HKD) / Strike level per 10 units	Call price (HKD) / Call level per 10 units	Expiry date	No. of issue (units)	Listing date
63426	Macquarie Bank Ltd.	HSI R Bear CBBC Oct 2009 E	0.2500	16,400 per 11,300 units	15,800 per 11,300 units	2009/10/29	300,000,000	2009/04/23
63438	CC Rabobank B.A.	HSI R Bull CBBC Dec 2009 E	0.2500	14,300 per 11,000 units	14,900 per 11,000 units	2009/12/30	150,000,000	2009/04/23
63439	CC Rabobank B.A.	HSI R Bull CBBC Dec 2009 F	0.2500	14,400 per 8,000 units	15,000 per 8,000 units	2009/12/30	150,000,000	2009/04/23
63440	CC Rabobank B.A.	HSI R Bull CBBC Dec 2009 G	0.2500	14,600 per 11,000 units	15,200 per 11,000 units	2009/12/30	150,000,000	2009/04/23
63441	CC Rabobank B.A.	HSI R Bull CBBC Mar 2010 B	0.2500	14,300 per 15,000 units	15,100 per 15,000 units	2010/03/30	150,000,000	2009/04/23
63442	CC Rabobank B.A.	HSI R Bull CBBC Jun 2010 A	0.2500	14,200 per 22,000 units	14,800 per 22,000 units	2010/06/29	150,000,000	2009/04/23
63444	CC Rabobank B.A.	HSI R Bear CBBC Dec 2009 H	0.2500	16,500 per 8,000 units	15,900 per 8,000 units	2009/12/30	150,000,000	2009/04/23
63445	CC Rabobank B.A.	HSI R Bear CBBC Dec 2009 I	0.2500	16,600 per 11,000 units	16,000 per 11,000 units	2009/12/30	150,000,000	2009/04/23
63446	CC Rabobank B.A.	HSI R Bear CBBC Dec 2009 J	0.2500	16,800 per 8,000 units	16,200 per 8,000 units	2009/12/30	150,000,000	2009/04/23
63447	CC Rabobank B.A.	HSI R Bear CBBC Dec 2009 K	0.2500	16,900 per 11,000 units	16,300 per 11,000 units	2009/12/30	150,000,000	2009/04/23
63448	CC Rabobank B.A.	HSI R Bear CBBC Mar 2010 C	0.2500	16,900 per 15,000 units	16,100 per 15,000 units	2010/03/30	150,000,000	2009/04/23
63427	SGA Societe Generale Acceptance N.V.	CMob R Bull CBBC Dec09B	0.2500	52 per 100 units	58 per 100 units	2009/12/16	200,000,000	2009/04/23
63424	SGA Societe Generale Acceptance N.V.	CCoal R Bull CBBC Dec09A	0.2600	5.0000	6.0000	2009/12/16	100,000,000	2009/04/23
63428	SGA Societe Generale Acceptance N.V.	CCoal R Bear CBBC Dec09B	0.3000	10.5000	9.0000	2009/12/16	100,000,000	2009/04/23
63425	SGA Societe Generale Acceptance N.V.	CMB R Bear CBBC Dec09B	0.5000	21.0000	19.2000	2009/12/16	100,000,000	2009/04/23
63430	SGA Societe Generale Acceptance N.V.	NNOOC R Bull CBBC Oct09B	0.2500	7.0000	8.0000	2009/10/21	200,000,000	2009/04/23
63429	SGA Societe Generale Acceptance N.V.	CP&CC R Bear CBBC Dec09D	0.2500	7.8000	7.0000	2009/12/16	200,000,000	2009/04/23
63431	SGA Societe Generale Acceptance N.V.	HS Bk R Bull CBBC Oct09C	0.2700	66 per 100 units	76 per 100 units	2009/10/21	200,000,000	2009/04/23
63435	SGA Societe Generale Acceptance N.V.	HS Bk R Bear CBBC Oct09D	0.2600	110 per 100 units	100 per 100 units	2009/10/21	200,000,000	2009/04/23
63432	SGA Societe Generale Acceptance N.V.	HSBC R Bull CBBC Oct09M	0.2500	44 per 100 units	50 per 100 units	2009/10/28	200,000,000	2009/04/23
63433	SGA Societe Generale Acceptance N.V.	SHK P R Bull CBBC Sep09B	0.2500	64 per 100 units	72 per 100 units	2009/09/30	100,000,000	2009/04/23
63434	SGA Societe Generale Acceptance N.V.	SHK P R Bear CBBC Jul09H	0.2900	110 per 100 units	100 per 100 units	2009/07/27	100,000,000	2009/04/23
63457	UBS AG	HKEx R Bear CBBC Dec 2009 A	0.2700	116.88 per 100 units	108.88 per 100 units	2009/12/21	300,000,000	2009/04/23
63458	UBS AG	HKEx R Bear CBBC Dec 2009 B	0.3200	121.88 per 100 units	113.88 per 100 units	2009/12/21	300,000,000	2009/04/23
63459	UBS AG	HKEx R Bear CBBC Dec 2009 C	0.3700	126.88 per 100 units	118.88 per 100 units	2009/12/21	300,000,000	2009/04/23
63436	UBS AG	HSI R Bear CBBC Nov 2009 H	0.2500	16,500 per 12,000 units	15,700 per 12,000 units	2009/11/27	500,000,000	2009/04/23
63437	UBS AG	HSI R Bear CBBC Nov 2009 J	0.2500	16,700 per 8,000 units	15,900 per 8,000 units	2009/11/27	500,000,000	2009/04/23
63471	ABN AMRO Bank N.V.	HSI R Bear CBBC Aug 2009 N	0.2500	16,500 per 13,000 units	15,900 per 13,000 units	2009/08/28	250,000,000	2009/04/24
63466	BNP Paribas Arbit Issu B.V.	HSI R Bull CBBC Dec 2009 I	0.2500	14,800 per 16,000 units	15,800 per 16,000 units	2009/12/30	300,000,000	2009/04/24
63465	Deutsche Bank AG	HSI R Bull CBBC Oct 2009 I	0.2500	15,200 per 12,000 units	15,700 per 12,000 units	2009/10/29	300,000,000	2009/04/24
63464	Deutsche Bank AG	HSI R Bull CBBC Oct 2009 S	0.2500	14,800 per 15,000 units	15,600 per 15,000 units	2009/10/29	300,000,000	2009/04/24
63470	KBC Fin Products Int'l Ltd.	HSI R Bull CBBC Jul 2009 W	0.2500	13,400 per 10,000 units	13,900 per 10,000 units	2009/07/30	208,000,000	2009/04/24
63463	SGA Societe Generale Acceptance N.V.	CCHC R Bear CBBC Dec09D	0.2500	9.5000	8.5000	2009/12/16	100,000,000	2009/04/24
63467	SGA Societe Generale Acceptance N.V.	HSI R Bull CBBC Oct09C	0.2500	14,300 per 15,000 units	15,100 per 15,000 units	2009/10/29	300,000,000	2009/04/24
63468	SGA Societe Generale Acceptance N.V.	HSI R Bull CBBC Oct09D	0.2500	14,500 per 15,000 units	15,300 per 15,000 units	2009/10/29	300,000,000	2009/04/24
63472	SGA Societe Generale Acceptance N.V.	HSI R Bear CBBC Oct09E	0.2500	18,100 per 15,000 units	17,300 per 15,000 units	2009/10/29	300,000,000	2009/04/24
63473	SGA Societe Generale Acceptance N.V.	HSI R Bear CBBC Oct09L	0.2500	18,300 per 15,000 units	17,500 per 15,000 units	2009/10/29	300,000,000	2009/04/24
63469	UBS AG	HSI R Bull CBBC Dec 2009 R	0.2500	15,000 per 12,000 units	15,800 per 12,000 units	2009/12/30	500,000,000	2009/04/24
63477	Deutsche Bank AG	HSI R Bear CBBC Nov 2009 L	0.3000	18,400 per 12,000 units	17,900 per 12,000 units	2009/11/27	300,000,000	2009/04/27
63478	Deutsche Bank AG	HSI R Bear CBBC Jan 2010 K	0.4000	19,800 per 12,000 units	19,300 per 12,000 units	2010/01/28	300,000,000	2009/04/27
63479	Goldman Sachs SP (Asia)	HSI R Bull CBBC Nov 2009 F	0.2500	14,700 per 15,000 units	15,200 per 15,000 units	2009/11/27	200,000,000	2009/04/27
63474	SGA Societe Generale Acceptance N.V.	CLife R Bear CBBC Dec09F	0.8100	36.0000	34.5000	2009/12/30	100,000,000	2009/04/27
63475	SGA Societe Generale Acceptance N.V.	CP&CC R Bear CBBC Dec09E	0.2600	8.6000	7.8000	2009/12/30	200,000,000	2009/04/27



## Newly listed callable bull/bear contracts (continued)

Code	Issuer	Name of issue	Issue prices (HK\$)	Strike price (HKD) / Strike level per 10 units	Call price (HKD) / Call level per 10 units	Expiry date	No. of issue (units)	Listing date
63476	SGA Societe Generale Acceptance N.V.	TCH R Bull CBBC Dec 09D	0.2500	45 per 100 units	53 per 100 units	2009/12/30	150,000,000	2009/04/27
63480	ABN AMRO Bank N.V.	HSI R Bull CBBC Oct 2009 R	0.2500	14,000 per 15,000 units	14,600 per 15,000 units	2009/10/29	250,000,000	2009/04/28
63499	ABN AMRO Bank N.V.	HSI R Bull CBBC Oct 2009 S	0.2500	12,900 per 13,000 units	13,500 per 13,000 units	2009/10/29	250,000,000	2009/04/28
63500	ABN AMRO Bank N.V.	HSI R Bull CBBC Oct 2009 T	0.2500	13,100 per 13,000 units	13,700 per 13,000 units	2009/10/29	250,000,000	2009/04/28
63501	ABN AMRO Bank N.V.	HSI R Bull CBBC Oct 2009 U	0.2500	13,600 per 12,000 units	14,200 per 12,000 units	2009/10/29	250,000,000	2009/04/28
63502	ABN AMRO Bank N.V.	HSI R Bear CBBC Aug 2009 O	0.2500	16,100 per 13,000 units	15,500 per 13,000 units	2009/08/28	250,000,000	2009/04/28
63487	Deutsche Bank AG	China Mobile R Bear CBBC Oct 2009 D	0.2500	81.68 per 100 units	75.68 per 100 units	2009/10/12	150,000,000	2009/04/28
63488	Deutsche Bank AG	CNOOC R Bear CBBC Oct 2009 C	0.2500	9.9800	9.1800	2009/10/19	150,000,000	2009/04/28
63489	Deutsche Bank AG	HSBC R Bear CBBC Sep 2009 J	0.2500	61.88 per 100 units	55.88 per 100 units	2009/09/21	150,000,000	2009/04/28
63491	Deutsche Bank AG	HSI R Bear CBBC Nov 2009 G	0.3200	16,200 per 12,000 units	15,700 per 12,000 units	2009/11/27	300,000,000	2009/04/28
63492	Deutsche Bank AG	HSI R Bear CBBC Nov 2009 P	0.3000	16,400 per 15,000 units	15,600 per 15,000 units	2009/11/27	300,000,000	2009/04/28
63490	Deutsche Bank AG	HSI R Bear CBBC Nov 2009 U	0.2500	15,800 per 12,000 units	15,300 per 12,000 units	2009/11/27	300,000,000	2009/04/28
63498	Goldman Sachs SP (Asia)	HSI R Bear CBBC Nov 2009 G	0.2500	16,400 per 18,000 units	15,900 per 18,000 units	2009/11/27	200,000,000	2009/04/28
63483	SGA Societe Generale Acceptance N.V.	CNOOC R Bear CBBC Dec09A	0.3000	12.0000	11.0000	2009/12/30	200,000,000	2009/04/28
63484	SGA Societe Generale Acceptance N.V.	A50 R Bear CBBC Dec09A	0.3500	14.8000	14.0000	2009/12/30	200,000,000	2009/04/28
63486	SGA Societe Generale Acceptance N.V.	HSI R Bear CBBC Oct09H	0.2500	16,700 per 15,000 units	15,900 per 15,000 units	2009/10/29	300,000,000	2009/04/28
63485	SGA Societe Generale Acceptance NV	PingAn R Bear CBBC Dec09A	0.2500	73 per 100 units	65 per 100 units	2009/12/30	200,000,000	2009/04/28
63496	UBS AG	China Mobile R Bear CBBC Nov 2009 I	0.2500	80.88 per 100 units	74.88 per 100 units	2009/11/16	300,000,000	2009/04/28
63495	UBS AG	CC Bank R Bear CBBC Dec 2009 D	0.2500	5.4800	4.8800	2009/12/14	200,000,000	2009/04/28
63497	UBS AG	HSBC R Bear CBBC Dec 2009 H	0.2500	59.88 per 100 units	53.88 per 100 units	2009/12/14	300,000,000	2009/04/28
63481	UBS AG	HSCEI R Bull CBBC Nov 2009 D	0.2500	8,300 per 7,000 units	9,000 per 7,000 units	2009/11/27	300,000,000	2009/04/28
63482	UBS AG	HSI R Bull CBBC Dec 2009 S	0.2500	14,500 per 12,000 units	15,300 per 12,000 units	2009/12/30	500,000,000	2009/04/28
63493	UBS AG	HSI R Bear CBBC Dec 2009 T	0.2500	16,000 per 12,000 units	15,200 per 12,000 units	2009/12/30	500,000,000	2009/04/28
63494	UBS AG	HSI R Bear CBBC Dec 2009 U	0.2500	16,300 per 15,000 units	15,800 per 15,000 units	2009/12/30	500,000,000	2009/04/28
63009*	UBS AG	HSI R Bear CBBC Jul 2009 U	0.1720	16,500 per 10,000 units	16,000 per 10,000 units	2009/07/30	500,000,000	2009/04/28
63521	ABN AMRO Bank N.V.	CC Bank R Bear CBBC Sep 2009 A	0.2500	6.2800	5.4800	2009/09/25	80,000,000	2009/04/29
63524	ABN AMRO Bank N.V.	A50 China R Bull CBBC Sep 2009 C	0.2690	8.8000	9.6000	2009/09/25	100,000,000	2009/04/29
63519	ABN AMRO Bank N.V.	A50 China R Bear CBBC Sep 2009 A	0.2500	13.4000	12.6000	2009/09/25	100,000,000	2009/04/29
63520	ABN AMRO Bank N.V.	A50 China R Bear CBBC Sep 2009 B	0.3180	14.3000	13.5000	2009/09/25	100,000,000	2009/04/29
63537	ABN AMRO Bank N.V.	HSI R Bear CBBC Aug 2009 H	0.2500	15,700 per 13,000 units	15,100 per 13,000 units	2009/08/28	250,000,000	2009/04/29
63511	BNP Paribas Arbit Issu B.V.	HSI R Bull CBBC Oct 2009 T	0.2500	14,600 per 12,000 units	15,200 per 12,000 units	2009/10/29	300,000,000	2009/04/29
63538	BNP Paribas Arbit Issu B.V.	HSI R Bear CBBC Dec 2009 J	0.2500	15,600 per 14,000 units	15,000 per 14,000 units	2009/12/30	300,000,000	2009/04/29
63512	BNP Paribas Arbit Issu B.V.	HSI R Bear CBBC Dec 2009 K	0.2500	16,200 per 12,000 units	15,600 per 12,000 units	2009/12/30	300,000,000	2009/04/29
63539	BNP Paribas Arbit Issu B.V.	HSI R Bear CBBC Dec 2009 L	0.2500	16,200 per 10,000 units	15,400 per 10,000 units	2009/12/30	300,000,000	2009/04/29
63540	BNP Paribas Arbit Issu B.V.	HSI R Bear CBBC Dec 2009 M	0.2500	16,600 per 14,000 units	15,800 per 14,000 units	2009/12/30	300,000,000	2009/04/29
63541	Deutsche Bank AG	China Life R Bear CBBC Sep 2009 J	0.2500	28.1800	27.1800	2009/09/21	150,000,000	2009/04/29
63542	Deutsche Bank AG	China Life R Bear CBBC Sep 2009 K	0.3500	29.1800	28.1800	2009/09/21	150,000,000	2009/04/29
63543	Deutsche Bank AG	HKEx R Bear CBBC Oct 2009 E	0.2500	97.18 per 100 units	90.18 per 100 units	2009/10/12	150,000,000	2009/04/29
63545	Deutsche Bank AG	HSI R Bear CBBC Nov 2009 O	0.2500	15,800 per 15,000 units	15,000 per 15,000 units	2009/11/27	300,000,000	2009/04/29
63544	Deutsche Bank AG	HSI R Bear CBBC Nov 2009 S	0.2500	15,600 per 12,000 units	15,100 per 12,000 units	2009/11/27	300,000,000	2009/04/29
63546	Goldman Sachs SP (Asia)	HSI R Bear CBBC Nov 2009 H	0.2500	16,100 per 15,000 units	15,600 per 15,000 units	2009/11/27	200,000,000	2009/04/29
63513	SGA Societe Generale Acceptance NV	CHALCO R Bull CBBC Dec09A	0.2500	3.5000	4.5000	2009/12/30	100,000,000	2009/04/29
63522	SGA Societe Generale Acceptance NV	CHALCO R Bull CBBC Dec09C	0.2500	4.0000	5.0000	2009/12/30	100,000,000	2009/04/29

## Newly listed callable bull/bear contracts (continued)

Code	Issuer	Name of issue	Issue prices (HK\$)	Strike price (HKD) / Strike level per 10 units	Call price (HKD) / Call level per 10 units	Expiry date	No. of issue (units)	Listing date
63516	SGA Societe Generale Acceptance NV	CHALCO R Bear CBBC Dec09B	0.2600	8.5000	7.5000	2009/12/30	100,000,000	2009/04/29
63526	SGA Societe Generale Acceptance NV	CHALCO R Bear CBBC Dec09D	0.2500	8.0000	7.0000	2009/12/30	100,000,000	2009/04/29
63514	SGA Societe Generale Acceptance NV	BOC HK R Bull CBBC Dec09A	0.4200	6.5000	7.5000	2009/12/30	100,000,000	2009/04/29
63523	SGA Societe Generale Acceptance NV	BOC HK R Bull CBBC Dec09C	0.2900	8.0000	9.0000	2009/12/30	100,000,000	2009/04/29
63517	SGA Societe Generale Acceptance NV	BOC HK R Bear CBBC Dec09B	0.4500	15.0000	13.5000	2009/12/30	100,000,000	2009/04/29
63527	SGA Societe Generale Acceptance NV	BOC HK R Bear CBBC Dec09D	0.3200	14.0000	12.5000	2009/12/30	100,000,000	2009/04/29
63503	SGA Societe Generale Acceptance N.V.	HSI R Bull CBBC Nov09A	0.2500	13,700 per 12,000 units	14,200 per 12,000 units	2009/11/27	300,000,000	2009/04/29
63504	SGA Societe Generale Acceptance N.V.	HSI R Bull CBBC Nov09B	0.2500	13,900 per 12,000 units	14,400 per 12,000 units	2009/11/27	300,000,000	2009/04/29
63505	SGA Societe Generale Acceptance N.V.	HSI R Bull CBBC Nov09C	0.2500	14,100 per 12,000 units	14,600 per 12,000 units	2009/11/27	300,000,000	2009/04/29
63506	SGA Societe Generale Acceptance N.V.	HSI R Bull CBBC Nov09D	0.2500	14,300 per 12,000 units	14,800 per 12,000 units	2009/11/27	300,000,000	2009/04/29
63507	SGA Societe Generale Acceptance N.V.	HSI R Bear CBBC Nov09E	0.2500	16,300 per 12,000 units	15,800 per 12,000 units	2009/11/27	300,000,000	2009/04/29
63508	SGA Societe Generale Acceptance N.V.	HSI R Bear CBBC Nov09F	0.2500	16,500 per 12,000 units	16,000 per 12,000 units	2009/11/27	300,000,000	2009/04/29
63509	SGA Societe Generale Acceptance N.V.	HSI R Bear CBBC Nov09G	0.2500	16,900 per 12,000 units	16,400 per 12,000 units	2009/11/27	300,000,000	2009/04/29
63510	SGA Societe Generale Acceptance N.V.	HSI R Bear CBBC Nov09H	0.2500	17,100 per 12,000 units	16,600 per 12,000 units	2009/11/27	300,000,000	2009/04/29
63515	SGA Societe Generale Acceptance NV	JiangC R Bull CBBC Dec09A	0.3800	5.5000	6.5000	2009/12/30	100,000,000	2009/04/29
63525	SGA Societe Generale Acceptance NV	JiangC R Bull CBBC Dec09C	0.2800	6.5000	7.5000	2009/12/30	100,000,000	2009/04/29
63518	SGA Societe Generale Acceptance NV	JiangC R Bear CBBC Dec09B	0.4300	13.5000	12.0000	2009/12/30	100,000,000	2009/04/29
63528	SGA Societe Generale Acceptance NV	JiangC R Bear CBBC Dec09D	0.2800	12.0000	10.8000	2009/12/30	100,000,000	2009/04/29
63529	UBS AG	China Mobile R Bear CBBC Nov 2009 J	0.2500	76.88 per 100 units	70.88 per 100 units	2009/11/16	300,000,000	2009/04/29
63535	UBS AG	China Life R Bear CBBC Nov 2009 P	0.2500	28.8800	27.8800	2009/11/16	300,000,000	2009/04/29
63536	UBS AG	CNOOC R Bear CBBC Nov 2009 B	0.2500	9.6800	8.8800	2009/11/23	200,000,000	2009/04/29
63533	UBS AG	A50 China R Bear CBBC Nov 2009 O	0.2500	12.1800	11.3800	2009/11/23	300,000,000	2009/04/29
63532	UBS AG	HSCEI R Bull CBBC Nov 2009 E	0.2500	8,000 per 12,000 units	8,800 per 12,000 units	2009/11/27	200,000,000	2009/04/29
63530	UBS AG	HSI R Bull CBBC Oct 2009 O	0.2500	14,400 per 10,000 units	14,900 per 10,000 units	2009/10/29	400,000,000	2009/04/29
63531	UBS AG	HSI R Bull CBBC Dec 2009 V	0.2500	14,200 per 8,000 units	15,000 per 8,000 units	2009/12/30	400,000,000	2009/04/29
63534	UBS AG	HSI R Bear CBBC Oct 2009 C	0.2500	15,500 per 10,000 units	15,000 per 10,000 units	2009/10/29	400,000,000	2009/04/29
63554	Deutsche Bank AG	HSI R Bull CBBC Nov 2009 A	0.2600	14,400 per 12,000 units	14,900 per 12,000 units	2009/11/27	300,000,000	2009/04/30
63556	Deutsche Bank AG	HSI R Bull CBBC Nov 2009 D	0.2500	14,200 per 15,000 units	15,000 per 15,000 units	2009/11/27	300,000,000	2009/04/30
63559	Deutsche Bank AG	HSI R Bull CBBC Nov 2009 E	0.2500	14,600 per 12,000 units	15,100 per 12,000 units	2009/11/27	300,000,000	2009/04/30
63558	Deutsche Bank AG	HSI R Bear CBBC Nov 2009 I	0.2700	16,000 per 15,000 units	15,200 per 15,000 units	2009/11/27	300,000,000	2009/04/30
63548	CC Rabobank B.A.	HSI R Bull CBBC Jan 2010 A	0.2500	13,400 per 11,000 units	14,000 per 11,000 units	2010/01/28	150,000,000	2009/04/30
63549	CC Rabobank B.A.	HSI R Bull CBBC Jan 2010 B	0.2500	13,400 per 15,000 units	14,200 per 15,000 units	2010/01/28	150,000,000	2009/04/30
63550	CC Rabobank B.A.	HSI R Bull CBBC Jan 2010 C	0.2800	13,500 per 8,000 units	14,100 per 8,000 units	2010/01/28	150,000,000	2009/04/30
63553	CC Rabobank B.A.	HSI R Bull CBBC Jan 2010 D	0.2500	13,700 per 11,000 units	14,300 per 11,000 units	2010/01/28	150,000,000	2009/04/30
63557	CC Rabobank B.A.	HSI R Bear CBBC Jan 2010 E	0.3000	16,200 per 8,000 units	15,600 per 8,000 units	2010/01/28	150,000,000	2009/04/30
63555	SGA Societe Generale Acceptance N.V.	A50 R Bear CBBC Dec09B	0.2500	12.5000	11.8000	2009/12/23	200,000,000	2009/04/30
63547	SGA Societe Generale Acceptance N.V.	HSI R Bull CBBC Nov09I	0.2500	13,500 per 12,000 units	14,000 per 12,000 units	2009/11/27	300,000,000	2009/04/30
63551	SGA Societe Generale Acceptance N.V.	HSI R Bear CBBC Nov09J	0.2500	15,900 per 12,000 units	15,400 per 12,000 units	2009/11/27	300,000,000	2009/04/30
63552	SGA Societe Generale Acceptance N.V.	HSI R Bear CBBC Nov09K	0.2500	16,100 per 12,000 units	15,600 per 12,000 units	2009/11/27	300,000,000	2009/04/30
63560	ABN AMRO Bank N.V.	HSCEI R Bear CBBC Sep 2009 D	0.2500	10,100 per 12,000 units	9,500 per 12,000 units	2009/09/29	250,000,000	2009/05/04
63561	ABN AMRO Bank N.V.	HSCEI R Bear CBBC Sep 2009 E	0.2500	11,200 per 12,000 units	10,600 per 12,000 units	2009/09/29	250,000,000	2009/05/04
63562	ABN AMRO Bank N.V.	HSCEI R Bear CBBC Sep 2009 F	0.2500	11,900 per 12,000 units	11,300 per 12,000 units	2009/09/29	250,000,000	2009/05/04
63563	ABN AMRO Bank N.V.	HSI R Bear CBBC Sep 2009 A	0.2500	17,200 per 15,000 units	16,600 per 15,000 units	2009/09/29	250,000,000	2009/05/04

## Newly listed callable bull/bear contracts (continued)

Code	Issuer	Name of issue	Issue prices (HK\$)	Strike price (HKD) / Strike level per 10 units	Call price (HKD) / Call level per 10 units	Expiry date	No. of issue (units)	Listing date
63566	SGA Societe Generale Acceptance N.V.	CMob R Bull CBBC Dec09C	0.2500	51 per 100 units	54 per 100 units	2009/12/23	200,000,000	2009/05/04
63565	SGA Societe Generale Acceptance N.V.	CLife R Bear CBBC Dec09G	0.2500	29.8000	29.0000	2009/12/23	100,000,000	2009/05/04
63564	SGA Societe Generale Acceptance N.V.	HSI R Bull CBBC Nov09L	0.2500	14,500 per 12,000 units	15,000 per 12,000 units	2009/11/27	300,000,000	2009/05/04
63568	SGA Societe Generale Acceptance N.V.	HSI R Bear CBBC Nov09M	0.2500	16,700 per 12,000 units	16,200 per 12,000 units	2009/11/27	300,000,000	2009/05/04
63569	SGA Societe Generale Acceptance N.V.	HSI R Bear CBBC Nov09N	0.2500	17,300 per 12,000 units	16,800 per 12,000 units	2009/11/27	300,000,000	2009/05/04
63570	SGA Societe Generale Acceptance N.V.	HSI R Bear CBBC Nov09O	0.2500	17,500 per 12,000 units	17,000 per 12,000 units	2009/11/27	300,000,000	2009/05/04
63567	SGA Societe Generale Acceptance N.V.	ICBC R Bear CBBC Dec09A	0.2500	5.3000	4.8000	2009/12/09	200,000,000	2009/05/04
63571	UBS AG	HSI R Bear CBBC Apr 2010 A	0.2500	17,000 per 12,000 units	16,200 per 12,000 units	2010/04/29	400,000,000	2009/05/04
63572	UBS AG	HSI R Bear CBBC Apr 2010 B	0.2500	17,200 per 8,000 units	16,400 per 8,000 units	2010/04/29	400,000,000	2009/05/04
63573	UBS AG	HSI R Bear CBBC Apr 2010 C	0.3150	17,700 per 8,000 units	16,900 per 8,000 units	2010/04/29	400,000,000	2009/05/04
63574	UBS AG	HSI R Bear CBBC Apr 2010 D	0.2500	18,000 per 12,000 units	17,200 per 12,000 units	2010/04/29	400,000,000	2009/05/04
63575	UBS AG	HSI R Bear CBBC Apr 2010 E	0.3750	18,200 per 8,000 units	17,400 per 8,000 units	2010/04/29	400,000,000	2009/05/04
63576	UBS AG	HSI R Bear CBBC Apr 2010 F	0.6300	20,200 per 8,000 units	19,400 per 8,000 units	2010/04/29	400,000,000	2009/05/04
63592	ABN AMRO Bank N.V.	HSI R Bear CBBC Sep 2009 B	0.2500	15,500 per 10,000 units	14,900 per 10,000 units	2009/09/29	250,000,000	2009/05/05
63593	ABN AMRO Bank N.V.	HSI R Bear CBBC Sep 2009 C	0.2500	15,900 per 12,000 units	15,300 per 12,000 units	2009/09/29	250,000,000	2009/05/05
63594	Deutsche Bank AG	China Mobile R Bear CBBC Oct 2009 E	0.2500	77.68 per 100 units	71.68 per 100 units	2009/10/12	150,000,000	2009/05/05
63584	Deutsche Bank AG	HSI R Bear CBBC Dec 2009 Y	0.2500	15,400 per 12,000 units	14,900 per 12,000 units	2009/12/30	300,000,000	2009/05/05
63587	KBC Fin Products Int'l Ltd.	Ch Mobile R Bear CBBC Oct 09 C	0.2500	75.38 per 100 units	69.38 per 100 units	2009/10/16	258,000,000	2009/05/05
63585	KBC Fin Products Int'l Ltd.	CC Bank R Bear CBBC Sep 2009 B	0.2500	5.3800	4.7800	2009/09/15	218,000,000	2009/05/05
63586	KBC Fin Products Int'l Ltd.	Ch Life R Bear CBBC Aug 2009 H	0.2600	28.5000	27.0000	2009/08/14	168,000,000	2009/05/05
63588	KBC Fin Products Int'l Ltd.	HKEI R Bear CBBC Sep 2009 E	0.2500	96.50 per 100 units	90 per 100 units	2009/09/18	288,000,000	2009/05/05
63578	KBC Fin Products Int'l Ltd.	HSCEI R Bear CBBC Nov 2009 B	0.2800	9,600 per 10,000 units	9,000 per 10,000 units	2009/11/27	208,000,000	2009/05/05
63580	KBC Fin Products Int'l Ltd.	HSI R Bull CBBC Aug 2009 M	0.3700	11,900 per 8,000 units	12,400 per 8,000 units	2009/08/28	208,000,000	2009/05/05
63579	KBC Fin Products Int'l Ltd.	HSI R Bull CBBC Sep 2009 Q	0.2500	12,800 per 10,000 units	13,300 per 10,000 units	2009/09/29	208,000,000	2009/05/05
63583	KBC Fin Products Int'l Ltd.	HSI R Bear CBBC Sep 2009 V	0.2500	15,700 per 12,000 units	15,100 per 12,000 units	2009/09/29	248,000,000	2009/05/05
63581	KBC Fin Products Int'l Ltd.	HSI R Bear CBBC Oct 2009 K	0.2500	15,400 per 10,000 units	14,900 per 10,000 units	2009/10/29	208,000,000	2009/05/05
63582	KBC Fin Products Int'l Ltd.	HSI R Bear CBBC Oct 2009 O	0.2500	15,800 per 10,000 units	15,300 per 10,000 units	2009/10/29	208,000,000	2009/05/05
63589	UBS AG	CM Bank R Bear CBBC Jan 2010 C	0.3400	17.8800	15.8800	2010/01/25	200,000,000	2009/05/05
63590	UBS AG	China Shenhua R Bear CBBC Jan 2010 C	0.3900	24.8800	22.8800	2010/01/25	200,000,000	2009/05/05
63577	UBS AG	HSI R Bull CBBC Dec 2009 W	0.2500	14,000 per 12,000 units	14,800 per 12,000 units	2009/12/30	400,000,000	2009/05/05
63591	UBS AG	ICBC R Bear CBBC Jan 2010 C	0.2500	4.9800	4.3800	2010/01/25	200,000,000	2009/05/05
63409*	Deutsche Bank AG	HSI R Bear CBBC Oct 2009 P	0.1170	16,000 per 12,000 units	15,500 per 12,000 units	2009/10/29	300,000,000	2009/05/05
63369*	UBS AG	HSI R Bear CBBC Oct 2009 H	0.1990	16,000 per 10,000 units	15,500 per 10,000 units	2009/10/29	500,000,000	2009/05/05
63633	ABN AMRO Bank N.V.	HSI R Bear CBBC Sep 2009 D	0.2500	15,300 per 10,000 units	14,700 per 10,000 units	2009/09/29	250,000,000	2009/05/06
63627	BNP Paribas Arbit Issu B.V.	HSI R Bear CBBC Dec 2009 F	0.2500	15,400 per 12,000 units	14,800 per 12,000 units	2009/12/30	300,000,000	2009/05/06
63626	BNP Paribas Arbit Issu B.V.	HSI R Bear CBBC Dec 2009 N	0.2500	15,200 per 10,000 units	14,600 per 10,000 units	2009/12/30	300,000,000	2009/05/06
63629	Deutsche Bank AG	Sinopec Corp R Bear CBBC Oct 2009 B	0.2500	6.9800	6.1800	2009/10/19	150,000,000	2009/05/06
63630	Deutsche Bank AG	HSI R Bear CBBC Dec 2009 Z	0.2500	15,400 per 15,000 units	14,600 per 15,000 units	2009/12/30	300,000,000	2009/05/06
63631	Deutsche Bank AG	HSI R Bear CBBC Jan 2010 L	0.2600	15,200 per 12,000 units	14,700 per 12,000 units	2010/01/28	300,000,000	2009/05/06
63632	Deutsche Bank AG	HSI R Bear CBBC Jan 2010 M	0.3400	15,900 per 12,000 units	15,400 per 12,000 units	2010/01/28	300,000,000	2009/05/06
63628	Goldman Sachs SP (Asia)	HSI R Bear CBBC Nov 2009 I	0.2500	15,800 per 15,000 units	15,300 per 15,000 units	2009/11/27	200,000,000	2009/05/06
63600	HK Bank	China Mobile R Bull CBBC Nov 2009 A	0.2500	53.88 per 100 units	59.88 per 100 units	2009/11/18	150,000,000	2009/05/06
63605	HK Bank	China Mobile R Bear CBBC Sep 2009 A	0.2500	82.88 per 100 units	76.88 per 100 units	2009/09/28	150,000,000	2009/05/06

## Newly listed callable bull/bear contracts (continued)

Code	Issuer	Name of issue	Issue prices (HK\$)	Strike price (HKD) / Strike level per 10 units	Call price (HKD) / Call level per 10 units	Expiry date	No. of issue (units)	Listing date
63597	HK Bank	CC Bank R Bull CBBC Dec 2009 A	0.2500	3.3800	3.8800	2009/12/18	150,000,000	2009/05/06
63603	HK Bank	CC Bank R Bear CBBC Dec 2009 B	0.2500	5.3800	4.8800	2009/12/18	150,000,000	2009/05/06
63598	HK Bank	China Life R Bull CBBC Nov 2009 A	0.4400	22.3800	23.8800	2009/11/18	150,000,000	2009/05/06
63604	HK Bank	China Life R Bear CBBC Sep 2009 A	0.4400	30.8800	29.2800	2009/09/18	150,000,000	2009/05/06
63601	HK Bank	Sinopec Corp R Bull CBBC Nov 2009 A	0.2500	4.5800	5.1800	2009/11/18	150,000,000	2009/05/06
63606	HK Bank	Sinopec Corp R Bear CBBC Nov 2009 B	0.2500	6.9800	6.3800	2009/11/18	150,000,000	2009/05/06
63602	HK Bank	HKEEx R Bull CBBC Oct 2009 A	0.2500	70.28 per 100 units	76.28 per 100 units	2009/10/28	150,000,000	2009/05/06
63607	HK Bank	HKEEx R Bear CBBC Aug 2009 A	0.2500	98.88 per 100 units	92.88 per 100 units	2009/08/28	150,000,000	2009/05/06
63611	KBC Fin Products Int'l Ltd.	Ch Life R Bear CBBC Sep 2009 J	0.2500	27.5800	26.0800	2009/09/01	168,000,000	2009/05/06
63612	KBC Fin Products Int'l Ltd.	HKEEx R Bear CBBC Nov 2009 B	0.2500	91.80 per 100 units	84.80 per 100 units	2009/11/05	288,000,000	2009/05/06
63609	KBC Fin Products Int'l Ltd.	HSI R Bear CBBC Sep 2009 T	0.2500	15,300 per 10,000 units	14,700 per 10,000 units	2009/09/29	208,000,000	2009/05/06
63610	KBC Fin Products Int'l Ltd.	HSI R Bear CBBC Oct 2009 P	0.2500	15,500 per 12,000 units	15,000 per 12,000 units	2009/10/29	248,000,000	2009/05/06
63625	KBC Fin Products Int'l Ltd.	HSI R Bear CBBC Oct 2009 Z	0.2500	15,100 per 10,000 units	14,600 per 10,000 units	2009/10/29	208,000,000	2009/05/06
63608	SGA Societe Generale Acceptance N.V.	CLife R Bear CBBC Dec09H	0.2900	28.8000	28.0000	2009/12/16	100,000,000	2009/05/06
63595	SGA Societe Generale Acceptance N.V.	HSI R Bull CBBC Nov09P	0.2500	13,100 per 12,000 units	13,600 per 12,000 units	2009/11/27	300,000,000	2009/05/06
63596	SGA Societe Generale Acceptance N.V.	HSI R Bull CBBC Nov09Q	0.2500	13,300 per 12,000 units	13,800 per 12,000 units	2009/11/27	300,000,000	2009/05/06
63599	SGA Societe Generale Acceptance N.V.	HSI R Bear CBBC Nov09R	0.2500	15,700 per 12,000 units	15,200 per 12,000 units	2009/11/27	300,000,000	2009/05/06
63614	UBS AG	China Life R Bear CBBC Nov 2009 Q	0.2500	27.8800	26.8800	2009/11/16	300,000,000	2009/05/06
63615	UBS AG	CM Bank R Bear CBBC Jan 2010 D	0.3300	16.8800	14.8800	2010/01/25	200,000,000	2009/05/06
63616	UBS AG	HKEEx R Bear CBBC Nov 2009 H	0.2500	96.88 per 100 units	88.88 per 100 units	2009/11/23	300,000,000	2009/05/06
63619	UBS AG	HSCEI R Bear CBBC Nov 2009 F	0.2500	9,400 per 7,000 units	8,700 per 7,000 units	2009/11/27	200,000,000	2009/05/06
63620	UBS AG	HSCEI R Bear CBBC Nov 2009 G	0.2500	9,800 per 12,000 units	9,000 per 12,000 units	2009/11/27	200,000,000	2009/05/06
63613	UBS AG	HSI R Bull CBBC Dec 2009 X	0.2500	13,700 per 8,000 units	14,500 per 8,000 units	2009/12/30	400,000,000	2009/05/06
63623	UBS AG	HSI R Bear CBBC Dec 2009 M	0.2500	16,600 per 23,000 units	15,600 per 23,000 units	2009/12/30	400,000,000	2009/05/06
63624	UBS AG	HSI R Bear CBBC Dec 2009 N	0.2500	16,800 per 38,000 units	15,800 per 38,000 units	2009/12/30	400,000,000	2009/05/06
63621	UBS AG	HSI R Bear CBBC Dec 2009 Y	0.2500	15,500 per 12,000 units	14,700 per 12,000 units	2009/12/30	400,000,000	2009/05/06
63622	UBS AG	HSI R Bear CBBC Dec 2009 Z	0.2500	15,700 per 8,000 units	14,900 per 8,000 units	2009/12/30	400,000,000	2009/05/06
63617	UBS AG	Ping An R Bear CBBC Jan 2010 C	0.2500	56.88 per 100 units	48.88 per 100 units	2010/01/25	200,000,000	2009/05/06
63618	UBS AG	SHK Ppt R Bear CBBC Jan 2010 G	0.2500	91.88 per 100 units	83.88 per 100 units	2010/01/25	200,000,000	2009/05/06
63136 <sup>+</sup>	SGA Societe Generale Acceptance N.V.	HSI R Bear CBBC Oct09Q	0.1500	16,900 per 15,000 units	16,100 per 15,000 units	2009/10/29	300,000,000	2009/05/06
63137 <sup>+</sup>	SGA Societe Generale Acceptance N.V.	HSI R Bear CBBC Oct09R	0.1420	17,100 per 15,000 units	16,300 per 15,000 units	2009/10/29	300,000,000	2009/05/06
63648	BNP Paribas Arbit Issu B.V.	A50 R Bear CBBC Dec 2009 A	0.4000	14.0800	13.0800	2009/12/30	200,000,000	2009/05/07
63647	BNP Paribas Arbit Issu B.V.	HSI R Bull CBBC Nov 2009 D	0.2500	14,200 per 10,000 units	14,800 per 10,000 units	2009/11/27	300,000,000	2009/05/07
63646	BNP Paribas Arbit Issu B.V.	HSI R Bull CBBC Nov 2009 Z	0.2500	14,000 per 12,000 units	14,600 per 12,000 units	2009/11/27	300,000,000	2009/05/07
63643	Deutsche Bank AG	HSI R Bull CBBC Dec 2009 I	0.2700	13,800 per 15,000 units	14,600 per 15,000 units	2009/12/30	300,000,000	2009/05/07
63644	Deutsche Bank AG	HSI R Bull CBBC Dec 2009 O	0.2600	14,200 per 12,000 units	14,700 per 12,000 units	2009/12/30	300,000,000	2009/05/07
63650	Deutsche Bank AG	HSI R Bull CBBC Jan 2010 N	0.2500	14,300 per 12,000 units	14,800 per 12,000 units	2010/01/28	300,000,000	2009/05/07
63654	Deutsche Bank AG	HSI R Bear CBBC Jan 2010 O	0.2650	16,300 per 12,000 units	15,800 per 12,000 units	2010/01/28	300,000,000	2009/05/07
63649	Goldman Sachs SP (Asia)	HSI R Bull CBBC Nov 2009 J	0.2500	13,900 per 15,000 units	14,400 per 15,000 units	2009/11/27	200,000,000	2009/05/07
63635	HK Bank	HSI R Bear CBBC Nov 2009 F	0.2500	15,800 per 16,000 units	15,200 per 16,000 units	2009/11/27	380,000,000	2009/05/07
63636	HK Bank	HSI R Bear CBBC Nov 2009 G	0.2500	16,100 per 18,000 units	15,500 per 18,000 units	2009/11/27	380,000,000	2009/05/07
63637	HK Bank	HSI R Bear CBBC Nov 2009 H	0.2500	16,300 per 20,000 units	15,800 per 20,000 units	2009/11/27	380,000,000	2009/05/07
63641	KBC Fin Products Int'l Ltd.	HSI R Bull CBBC Oct 2009 U	0.2500	14,200 per 10,000 units	14,700 per 10,000 units	2009/10/29	208,000,000	2009/05/07

## Newly listed callable bull/bear contracts (continued)

Code	Issuer	Name of issue	Issue prices (HK\$)	Strike price (HKD) / Strike level per 10 units	Call price (HKD) / Call level per 10 units	Expiry date	No. of issue (units)	Listing date
63634	Macquarie Bank Ltd.	HSI R Bear CBBC Nov 2009 A	0.2500	15,600 per 10,800 units	15,000 per 10,800 units	2009/11/27	300,000,000	2009/05/07
63640	SGA Societe Generale Acceptance N.V.	CMB R Bear CBBC Dec 09C	0.4200	18.0000	16.5000	2009/12/16	100,000,000	2009/05/07
63638	SGA Societe Generale Acceptance N.V.	HSI R Bull CBBC Nov09S	0.2500	12,700 per 12,000 units	13,200 per 12,000 units	2009/11/27	300,000,000	2009/05/07
63639	SGA Societe Generale Acceptance N.V.	HSI R Bull CBBC Nov09T	0.2500	12,900 per 12,000 units	13,400 per 12,000 units	2009/11/27	300,000,000	2009/05/07
63642	SGA Societe Generale Acceptance N.V.	HSI R Bear CBBC Nov09U	0.2500	15,500 per 12,000 units	15,000 per 12,000 units	2009/11/27	300,000,000	2009/05/07
63645	UBS AG	HSI R Bull CBBC Nov 2009 I	0.2500	14,400 per 10,000 units	14,900 per 10,000 units	2009/11/27	400,000,000	2009/05/07
63678	ABN AMRO Bank N.V.	HSI R Bull CBBC Nov 2009 A	0.2500	14,200 per 12,000 units	14,800 per 12,000 units	2009/11/27	250,000,000	2009/05/08
63679	ABN AMRO Bank N.V.	HSI R Bull CBBC Nov 2009 B	0.2500	14,500 per 10,000 units	15,100 per 10,000 units	2009/11/27	250,000,000	2009/05/08
63680	ABN AMRO Bank N.V.	HSI R Bear CBBC Sep 2009 E	0.2500	16,800 per 10,000 units	16,200 per 10,000 units	2009/09/29	250,000,000	2009/05/08
63681	ABN AMRO Bank N.V.	HSI R Bear CBBC Sep 2009 F	0.2500	17,500 per 10,000 units	16,900 per 10,000 units	2009/09/29	250,000,000	2009/05/08
63669	BNP Paribas Arbit Issu B.V.	HSI R Bull CBBC Nov 2009 E	0.2500	14,400 per 14,000 units	15,000 per 14,000 units	2009/11/27	300,000,000	2009/05/08
63670	BNP Paribas Arbit Issu B.V.	HSI R Bull CBBC Nov 2009 F	0.2500	14,600 per 12,000 units	15,200 per 12,000 units	2009/11/27	300,000,000	2009/05/08
63671	BNP Paribas Arbit Issu B.V.	HSI R Bull CBBC Nov 2009 G	0.2500	14,800 per 10,000 units	15,400 per 10,000 units	2009/11/27	300,000,000	2009/05/08
63675	BNP Paribas Arbit Issu B.V.	HSI R Bear CBBC Dec 2009 B	0.2500	17,200 per 12,000 units	16,600 per 12,000 units	2009/12/30	300,000,000	2009/05/08
63674	BNP Paribas Arbit Issu B.V.	HSI R Bear CBBC Dec 2009 H	0.2500	16,900 per 10,000 units	16,300 per 10,000 units	2009/12/30	300,000,000	2009/05/08
63688	Deutsche Bank AG	China Life R Bull CBBC Oct 2009 A	0.3000	25.1800	26.1800	2009/10/12	150,000,000	2009/05/08
63690	Deutsche Bank AG	HKE X R Bear CBBC Oct 2009 F	0.2500	109.68 per 100 units	102.68 per 100 units	2009/10/12	150,000,000	2009/05/08
63662	Deutsche Bank AG	HSI R Bull CBBC Jan 2010 P	0.2500	14,000 per 12,000 units	14,500 per 12,000 units	2010/01/28	300,000,000	2009/05/08
63691	Deutsche Bank AG	HSI R Bull CBBC Jan 2010 R	0.2700	14,400 per 15,000 units	15,200 per 15,000 units	2010/01/28	300,000,000	2009/05/08
63692	Deutsche Bank AG	HSI R Bull CBBC Jan 2010 S	0.2500	14,900 per 12,000 units	15,400 per 12,000 units	2010/01/28	300,000,000	2009/05/08
63666	Deutsche Bank AG	HSI R Bear CBBC Jan 2010 Q	0.3000	16,900 per 12,000 units	16,400 per 12,000 units	2010/01/28	300,000,000	2009/05/08
63676	Goldman Sachs SP (Asia)	HSI R Bull CBBC Nov 2009 K	0.2500	14,200 per 15,000 units	14,700 per 15,000 units	2009/11/27	200,000,000	2009/05/08
63677	Goldman Sachs SP (Asia)	HSI R Bull CBBC Nov 2009 L	0.2500	14,500 per 15,000 units	15,000 per 15,000 units	2009/11/27	200,000,000	2009/05/08
63682	KBC Fin Products Int'l Ltd.	HSI R Bull CBBC Oct 2009 F	0.2500	14,400 per 10,000 units	14,900 per 10,000 units	2009/10/29	208,000,000	2009/05/08
63683	KBC Fin Products Int'l Ltd.	HSI R Bull CBBC Nov 2009 S	0.2500	14,500 per 12,000 units	15,100 per 12,000 units	2009/11/27	248,000,000	2009/05/08
63684	KBC Fin Products Int'l Ltd.	HSI R Bull CBBC Nov 2009 T	0.2500	14,800 per 10,000 units	15,300 per 10,000 units	2009/11/27	208,000,000	2009/05/08
63685	KBC Fin Products Int'l Ltd.	HSI R Bull CBBC Nov 2009 U	0.2500	15,000 per 10,000 units	15,500 per 10,000 units	2009/11/27	208,000,000	2009/05/08
63663	KBC Fin Products Int'l Ltd.	HSI R Bear CBBC Sep 2009 R	0.2500	16,000 per 10,000 units	15,500 per 10,000 units	2009/09/29	208,000,000	2009/05/08
63651	KBC Fin Products Int'l Ltd.	HSI R Bear CBBC Oct 2009 L	0.2500	16,000 per 12,000 units	15,400 per 12,000 units	2009/10/29	248,000,000	2009/05/08
63686	KBC Fin Products Int'l Ltd.	HSI R Bear CBBC Oct 2009 M	0.2500	16,400 per 10,000 units	15,900 per 10,000 units	2009/10/29	208,000,000	2009/05/08
63689	KBC Fin Products Int'l Ltd.	HSI R Bear CBBC Nov 2009 V	0.2500	16,300 per 12,000 units	15,700 per 12,000 units	2009/11/27	248,000,000	2009/05/08
63658	Macquarie Bank Ltd.	HSI R Bull CBBC Nov 2009 B	0.2500	13,800 per 12,000 units	14,400 per 12,000 units	2009/11/27	300,000,000	2009/05/08
63661	Macquarie Bank Ltd.	HSI R Bull CBBC Nov 2009 C	0.2500	14,400 per 10,800 units	15,000 per 10,800 units	2009/11/27	300,000,000	2009/05/08
63652	SGA Societe Generale Acceptance N.V.	CTel R Bull CBBC Dec09B	0.2500	2.7000	3.0000	2009/12/23	200,000,000	2009/05/08
63653	SGA Societe Generale Acceptance N.V.	CUni R Bull CBBC Dec09B	0.2500	6.5000	7.2000	2009/12/23	100,000,000	2009/05/08
63655	SGA Societe Generale Acceptance N.V.	HSI R Bull CBBC Oct09I	0.2500	13,700 per 15,000 units	14,500 per 15,000 units	2009/10/29	300,000,000	2009/05/08
63659	SGA Societe Generale Acceptance N.V.	HSI R Bear CBBC Oct09K	0.2500	16,300 per 15,000 units	15,500 per 15,000 units	2009/10/29	300,000,000	2009/05/08
63660	SGA Societe Generale Acceptance N.V.	HSI R Bear CBBC Oct09P	0.2500	16,500 per 15,000 units	15,700 per 15,000 units	2009/10/29	300,000,000	2009/05/08
63687	UBS AG	HKE X R Bull CBBC Nov 2009 I	0.2500	75.88 per 100 units	83.88 per 100 units	2009/11/23	300,000,000	2009/05/08
63665	UBS AG	HSCEI R Bull CBBC Nov 2009 H	0.2500	8,000 per 12,000 units	8,800 per 12,000 units	2009/11/27	200,000,000	2009/05/08
63667	UBS AG	HSCEI R Bull CBBC Nov 2009 I	0.2500	7,800 per 7,000 units	8,500 per 7,000 units	2009/11/27	200,000,000	2009/05/08
63664	UBS AG	HSI R Bull CBBC Dec 2009 E	0.2500	14,200 per 8,000 units	15,000 per 8,000 units	2009/12/30	400,000,000	2009/05/08
63672	UBS AG	HSI R Bull CBBC Dec 2009 R	0.2500	14,700 per 8,000 units	15,500 per 8,000 units	2009/12/30	400,000,000	2009/05/08



## Newly listed callable bull/bear contracts (continued)

Code	Issuer	Name of issue	Issue prices (HK\$)	Strike price (HKD) / Strike level per 10 units	Call price (HKD) / Call level per 10 units	Expiry date	No. of issue (units)	Listing date
63673	UBS AG	HSI R Bull CBBC Dec 2009 S	0.2500	14,800 per 12,000 units	15,300 per 12,000 units	2009/12/30	400,000,000	2009/05/08
63668	UBS AG	HSI R Bear CBBC Dec 2009 L	0.2500	16,000 per 10,000 units	15,500 per 10,000 units	2009/12/30	400,000,000	2009/05/08
63656	UBS AG	HSI R Bear CBBC Dec 2009 O	0.2500	15,500 per 10,000 units	15,000 per 10,000 units	2009/12/30	400,000,000	2009/05/08
63657	UBS AG	HSI R Bear CBBC Dec 2009 Q	0.2500	15,700 per 12,000 units	15,200 per 12,000 units	2009/12/30	400,000,000	2009/05/08
63766	ABN AMRO Bank N.V.	HSI R Bull CBBC Nov 2009 C	0.2500	14,900 per 12,000 units	15,500 per 12,000 units	2009/11/27	250,000,000	2009/05/11
63767	ABN AMRO Bank N.V.	HSI R Bull CBBC Nov 2009 D	0.2500	15,200 per 10,000 units	15,800 per 10,000 units	2009/11/27	250,000,000	2009/05/11
63768	ABN AMRO Bank N.V.	HSI R Bull CBBC Nov 2009 E	0.2500	15,500 per 12,000 units	16,100 per 12,000 units	2009/11/27	250,000,000	2009/05/11
63772	ABN AMRO Bank N.V.	HSI R Bear CBBC Sep 2009 G	0.2500	17,300 per 10,000 units	16,700 per 10,000 units	2009/09/29	250,000,000	2009/05/11
63773	ABN AMRO Bank N.V.	HSI R Bear CBBC Sep 2009 H	0.2500	17,700 per 13,000 units	17,100 per 13,000 units	2009/09/29	250,000,000	2009/05/11
63774	ABN AMRO Bank N.V.	HSI R Bear CBBC Sep 2009 I	0.2500	18,000 per 10,000 units	17,400 per 10,000 units	2009/09/29	250,000,000	2009/05/11
63775	ABN AMRO Bank N.V.	HSI R Bear CBBC Sep 2009 J	0.2500	18,100 per 13,000 units	17,500 per 13,000 units	2009/09/29	250,000,000	2009/05/11
63776	ABN AMRO Bank N.V.	HSI R Bear CBBC Sep 2009 K	0.2500	18,300 per 10,000 units	17,700 per 10,000 units	2009/09/29	250,000,000	2009/05/11
63729	BNP Paribas Arbit Issu B.V.	HSI R Bull CBBC Dec 2009 O	0.2500	15,400 per 16,000 units	16,000 per 16,000 units	2009/12/30	300,000,000	2009/05/11
63731	BNP Paribas Arbit Issu B.V.	HSI R Bull CBBC Dec 2009 P	0.2500	15,000 per 12,000 units	15,600 per 12,000 units	2009/12/30	300,000,000	2009/05/11
63730	BNP Paribas Arbit Issu B.V.	HSI R Bull CBBC Dec 2009 R	0.2500	15,200 per 20,000 units	15,800 per 20,000 units	2009/12/30	300,000,000	2009/05/11
63723	Deutsche Bank AG	CC Bank R Bull CBBC Dec 2009 A	0.2500	3.3800	4.1800	2009/12/14	150,000,000	2009/05/11
63724	Deutsche Bank AG	China Life R Bull CBBC Oct 2009 B	0.3000	26.1800	27.1800	2009/10/12	150,000,000	2009/05/11
63727	Deutsche Bank AG	A50 China R Bull CBBC Oct 2009 A	0.2500	9.8800	10.6800	2009/10/19	150,000,000	2009/05/11
63725	Deutsche Bank AG	HKEx R Bull CBBC Oct 2009 G	0.2500	83.18 per 100 units	90.18 per 100 units	2009/10/12	150,000,000	2009/05/11
63728	Deutsche Bank AG	HKEx R Bear CBBC Oct 2009 H	0.3100	114.68 per 100 units	107.68 per 100 units	2009/10/19	150,000,000	2009/05/11
63754	Deutsche Bank AG	HSI R Bull CBBC Jan 2010 C	0.2500	15,800 per 12,000 units	16,300 per 12,000 units	2010/01/28	300,000,000	2009/05/11
63717	Deutsche Bank AG	HSI R Bull CBBC Jan 2010 T	0.2700	15,000 per 12,000 units	15,500 per 12,000 units	2010/01/28	300,000,000	2009/05/11
63718	Deutsche Bank AG	HSI R Bull CBBC Jan 2010 U	0.2600	15,200 per 15,000 units	16,000 per 15,000 units	2010/01/28	300,000,000	2009/05/11
63719	Deutsche Bank AG	HSI R Bull CBBC Jan 2010 V	0.2600	15,400 per 12,000 units	15,900 per 12,000 units	2010/01/28	300,000,000	2009/05/11
63720	Deutsche Bank AG	HSI R Bull CBBC Jan 2010 W	0.2500	15,600 per 12,000 units	16,100 per 12,000 units	2010/01/28	300,000,000	2009/05/11
63753	Deutsche Bank AG	HSI R Bull CBBC Jan 2010 Z	0.2600	15,700 per 12,000 units	16,200 per 12,000 units	2010/01/28	300,000,000	2009/05/11
63721	Deutsche Bank AG	HSI R Bear CBBC Jan 2010 X	0.3100	18,800 per 12,000 units	18,300 per 12,000 units	2010/01/28	300,000,000	2009/05/11
63722	Deutsche Bank AG	HSI R Bear CBBC Jan 2010 Y	0.4300	20,200 per 12,000 units	19,700 per 12,000 units	2010/01/28	300,000,000	2009/05/11
63726	Deutsche Bank AG	ICBC R Bull CBBC Oct 2009 C	0.2500	3.3800	4.1800	2009/10/19	150,000,000	2009/05/11
63769	Goldman Sachs SP (Asia)	HSI R Bull CBBC Nov 2009 M	0.2500	15,100 per 15,000 units	15,600 per 15,000 units	2009/11/27	200,000,000	2009/05/11
63770	Goldman Sachs SP (Asia)	HSI R Bull CBBC Nov 2009 N	0.2500	14,800 per 15,000 units	15,300 per 15,000 units	2009/11/27	200,000,000	2009/05/11
63777	Goldman Sachs SP (Asia)	HSI R Bear CBBC Nov 2009 O	0.2500	18,000 per 15,000 units	17,500 per 15,000 units	2009/11/27	200,000,000	2009/05/11
63762	KBC Fin Products Int'l Ltd.	Ch Mobile R Bull CBBC Nov 09 A	0.2500	60 per 100 units	68 per 100 units	2009/11/05	268,000,000	2009/05/11
63761	KBC Fin Products Int'l Ltd.	China Life R Bull CBBC Sep09K	0.7700	24.8800	26.3800	2009/09/15	128,000,000	2009/05/11
63763	KBC Fin Products Int'l Ltd.	HKEx R Bull CBBC Oct 2009 F	0.3200	79.88 per 100 units	86.88 per 100 units	2009/10/05	148,000,000	2009/05/11
63764	KBC Fin Products Int'l Ltd.	HKEx R Bear CBBC Aug 2009 E	0.2600	111.50 per 100 units	105 per 100 units	2009/08/12	168,000,000	2009/05/11
63765	KBC Fin Products Int'l Ltd.	HKEx R Bear CBBC Sep 2009 F	0.3670	116.88 per 100 units	110.88 per 100 units	2009/09/15	188,000,000	2009/05/11
63698	KBC Fin Products Int'l Ltd.	HKEx R Bear CBBC Nov 2009 C	0.3700	101.50 per 100 units	95 per 100 units	2009/11/02	148,000,000	2009/05/11
63699	KBC Fin Products Int'l Ltd.	HSBC R Bear CBBC Dec 2009 B	0.2500	61.50 per 100 units	56 per 100 units	2009/12/01	188,000,000	2009/05/11
63757	KBC Fin Products Int'l Ltd.	HSI R Bull CBBC Aug 2009 L	0.2800	14,800 per 10,000 units	15,600 per 10,000 units	2009/08/28	258,000,000	2009/05/11
63758	KBC Fin Products Int'l Ltd.	HSI R Bull CBBC Aug 2009 P	0.2500	15,200 per 10,000 units	15,800 per 10,000 units	2009/08/28	328,000,000	2009/05/11
63759	KBC Fin Products Int'l Ltd.	HSI R Bull CBBC Dec 2009 G	0.2500	15,500 per 15,000 units	16,000 per 15,000 units	2009/12/30	188,000,000	2009/05/11
63760	KBC Fin Products Int'l Ltd.	HSI R Bull CBBC Dec 2009 H	0.3500	15,800 per 10,000 units	16,300 per 10,000 units	2009/12/30	188,000,000	2009/05/11

## Newly listed callable bull/bear contracts (continued)

Code	Issuer	Name of issue	Issue prices (HK\$)	Strike price (HKD) / Strike level per 10 units	Call price (HKD) / Call level per 10 units	Expiry date	No. of issue (units)	Listing date
63732	KBC Fin Products Int'l Ltd.	HSI R Bear CBBC Aug 2009 A	0.2600	17,700 per 12,000 units	17,200 per 12,000 units	2009/08/28	248,000,000	2009/05/11
63733	KBC Fin Products Int'l Ltd.	HSI R Bear CBBC Aug 2009 T	0.2800	17,500 per 10,000 units	17,000 per 10,000 units	2009/08/28	208,000,000	2009/05/11
63695	KBC Fin Products Int'l Ltd.	HSI R Bear CBBC Sep 2009 P	0.2500	16,300 per 10,000 units	15,800 per 10,000 units	2009/09/29	208,000,000	2009/05/11
63734	KBC Fin Products Int'l Ltd.	HSI R Bear CBBC Sep 2009 S	0.3800	18,000 per 10,000 units	17,500 per 10,000 units	2009/09/29	318,000,000	2009/05/11
63696	KBC Fin Products Int'l Ltd.	HSI R Bear CBBC Oct 2009 I	0.2800	16,600 per 12,000 units	16,000 per 12,000 units	2009/10/29	248,000,000	2009/05/11
63735	KBC Fin Products Int'l Ltd.	HSI R Bear CBBC Oct 2009 Q	0.3000	18,300 per 15,000 units	17,500 per 15,000 units	2009/10/29	318,000,000	2009/05/11
63739	KBC Fin Products Int'l Ltd.	HSI R Bear CBBC Nov 2009 M	0.4600	18,700 per 12,000 units	17,900 per 12,000 units	2009/11/27	248,000,000	2009/05/11
63697	KBC Fin Products Int'l Ltd.	HSI R Bear CBBC Nov 2009 W	0.2500	16,600 per 15,000 units	16,100 per 15,000 units	2009/11/27	318,000,000	2009/05/11
63736	KBC Fin Products Int'l Ltd.	HSI R Bear CBBC Nov 2009 X	0.3000	16,700 per 10,000 units	16,200 per 10,000 units	2009/11/27	248,000,000	2009/05/11
63737	KBC Fin Products Int'l Ltd.	HSI R Bear CBBC Nov 2009 Y	0.4000	18,200 per 12,000 units	17,700 per 12,000 units	2009/11/27	248,000,000	2009/05/11
63738	KBC Fin Products Int'l Ltd.	HSI R Bear CBBC Nov 2009 Z	0.5300	18,600 per 10,000 units	18,100 per 10,000 units	2009/11/27	208,000,000	2009/05/11
63740	KBC Fin Products Int'l Ltd.	HSI R Bear CBBC Dec 2009 F	0.2500	16,900 per 15,000 units	16,300 per 15,000 units	2009/12/30	318,000,000	2009/05/11
63711	SGA Societe Generale Acceptance N.V.	COVS R Bull CBBC Nov09A	0.3200	11.8000	13.2000	2009/11/30	100,000,000	2009/05/11
63715	SGA Societe Generale Acceptance N.V.	COVS R Bear CBBC Nov09B	0.5100	20.0000	18.0000	2009/11/30	100,000,000	2009/05/11
63709	SGA Societe Generale Acceptance N.V.	CCB R Bull CBBC Nov09D	0.2500	3.7000	4.2000	2009/11/30	100,000,000	2009/05/11
63710	SGA Societe Generale Acceptance N.V.	CLife R Bull CBBC Dec09I	0.3100	25.2000	26.0000	2009/12/16	100,000,000	2009/05/11
63712	SGA Societe Generale Acceptance N.V.	CP&CC R Bull CBBC Dec09F	0.2500	5.3000	5.8000	2009/12/23	100,000,000	2009/05/11
63714	SGA Societe Generale Acceptance N.V.	A50 R Bull CBBC Nov09B	0.2500	9.8000	10.5000	2009/11/30	100,000,000	2009/05/11
63713	SGA Societe Generale Acceptance N.V.	HKEX R Bull CBBC Dec09C	0.2500	80 per 100 units	86 per 100 units	2009/12/16	100,000,000	2009/05/11
63716	SGA Societe Generale Acceptance N.V.	HKEX R Bear CBBC Dec09D	0.2500	118 per 100 units	112 per 100 units	2009/12/16	100,000,000	2009/05/11
63693	SGA Societe Generale Acceptance N.V.	HSI R Bull CBBC Nov09V	0.2500	14,300 per 15,000 units	14,800 per 15,000 units	2009/11/27	300,000,000	2009/05/11
63694	SGA Societe Generale Acceptance N.V.	HSI R Bull CBBC Nov09W	0.2500	14,700 per 15,000 units	15,200 per 15,000 units	2009/11/27	300,000,000	2009/05/11
63742	UBS AG	China Mobile R Bull CBBC Dec 2009 F	0.2500	62.88 per 100 units	68.88 per 100 units	2009/12/21	300,000,000	2009/05/11
63741	UBS AG	China Life R Bull CBBC Dec 2009 B	0.3400	24.8800	25.8800	2009/12/21	300,000,000	2009/05/11
63743	UBS AG	CNOOC R Bull CBBC Dec 2009 F	0.2500	7.3800	8.3800	2009/12/21	200,000,000	2009/05/11
63745	UBS AG	A50 China R Bull CBBC Dec 2009 K	0.2500	10.0800	10.8800	2009/12/21	300,000,000	2009/05/11
63744	UBS AG	HKEX R Bull CBBC Dec 2009 D	0.2500	80.88 per 100 units	88.88 per 100 units	2009/12/21	300,000,000	2009/05/11
63755	UBS AG	HSCEI R Bull CBBC Nov 2009 J	0.2500	8,300 per 7,000 units	9,000 per 7,000 units	2009/11/27	200,000,000	2009/05/11
63756	UBS AG	HSCEI R Bull CBBC Nov 2009 K	0.2500	8,800 per 7,000 units	9,500 per 7,000 units	2009/11/27	200,000,000	2009/05/11
63703	UBS AG	HSI R Bull CBBC Dec 2009 P	0.2500	15,000 per 10,000 units	15,500 per 10,000 units	2009/12/30	300,000,000	2009/05/11
63752	UBS AG	HSI R Bull CBBC Dec 2009 U	0.2500	15,800 per 10,000 units	16,300 per 10,000 units	2009/12/30	300,000,000	2009/05/11
63702	UBS AG	HSI R Bull CBBC Dec 2009 V	0.2500	14,800 per 10,000 units	15,300 per 10,000 units	2009/12/30	300,000,000	2009/05/11
63704	UBS AG	HSI R Bull CBBC Jan 2010 A	0.2500	13,600 per 10,000 units	14,100 per 10,000 units	2010/01/28	300,000,000	2009/05/11
63705	UBS AG	HSI R Bull CBBC Jan 2010 B	0.2500	14,100 per 12,000 units	14,600 per 12,000 units	2010/01/28	300,000,000	2009/05/11
63706	UBS AG	HSI R Bull CBBC Jan 2010 C	0.2500	14,200 per 10,000 units	14,700 per 10,000 units	2010/01/28	300,000,000	2009/05/11
63707	UBS AG	HSI R Bull CBBC Jan 2010 D	0.2500	14,500 per 12,000 units	15,000 per 12,000 units	2010/01/28	300,000,000	2009/05/11
63708	UBS AG	HSI R Bull CBBC Jan 2010 E	0.2500	14,600 per 10,000 units	15,100 per 10,000 units	2010/01/28	300,000,000	2009/05/11
63701	UBS AG	HSI R Bear CBBC Nov 2009 H	0.2500	16,600 per 10,000 units	16,100 per 10,000 units	2009/11/27	300,000,000	2009/05/11
63700	UBS AG	HSI R Bear CBBC Nov 2009 J	0.2500	16,100 per 12,000 units	15,600 per 12,000 units	2009/11/27	300,000,000	2009/05/11
63746	UBS AG	HSI R Bear CBBC Dec 2009 T	0.2500	16,800 per 10,000 units	16,300 per 10,000 units	2009/12/30	300,000,000	2009/05/11
63747	UBS AG	HSI R Bear CBBC Jan 2010 F	0.2500	17,800 per 10,000 units	17,300 per 10,000 units	2010/01/28	300,000,000	2009/05/11
63748	UBS AG	HSI R Bear CBBC Jan 2010 G	0.2500	17,900 per 12,000 units	17,400 per 12,000 units	2010/01/28	300,000,000	2009/05/11
63749	UBS AG	HSI R Bear CBBC Jan 2010 H	0.2500	18,000 per 10,000 units	17,500 per 10,000 units	2010/01/28	300,000,000	2009/05/11

## Newly listed callable bull/bear contracts (continued)

Code	Issuer	Name of issue	Issue prices (HK\$)	Strike price (HKD) / Strike level per 10 units	Call price (HKD) / Call level per 10 units	Expiry date	No. of issue (units)	Listing date
63750	UBS AG	HSI R Bear CBBC Jan 2010 I	0.2500	18,400 per 10,000 units	17,900 per 10,000 units	2010/01/28	300,000,000	2009/05/11
63751	UBS AG	HSI R Bear CBBC Jan 2010 J	0.2500	18,500 per 12,000 units	18,000 per 12,000 units	2010/01/28	300,000,000	2009/05/11
63797	ABN AMRO Bank N.V.	DJIA R Bull CBBC Sep 2009 H	0.5070	6,600 per 30,000 units	7,000 per 30,000 units	2009/09/18	40,000,000	2009/05/12
63798	ABN AMRO Bank N.V.	DJIA R Bull CBBC Sep 2009 I	0.5710	7,100 per 20,000 units	7,500 per 20,000 units	2009/09/18	40,000,000	2009/05/12
63801	ABN AMRO Bank N.V.	DJIA R Bear CBBC Sep 2009 J	0.4120	9,400 per 20,000 units	9,000 per 20,000 units	2009/09/18	40,000,000	2009/05/12
63802	ABN AMRO Bank N.V.	DJIA R Bear CBBC Sep 2009 K	0.5360	10,400 per 30,000 units	10,000 per 30,000 units	2009/09/18	40,000,000	2009/05/12
63844	ABN AMRO Bank N.V.	HSI R Bull CBBC Nov 2009 F	0.2500	15,000 per 14,000 units	15,600 per 14,000 units	2009/11/27	250,000,000	2009/05/12
63845	ABN AMRO Bank N.V.	HSI R Bull CBBC Nov 2009 G	0.2500	15,700 per 13,000 units	16,300 per 13,000 units	2009/11/27	250,000,000	2009/05/12
63799	ABN AMRO Bank N.V.	Nikkei 225 R Bull CBBC Sep 2009 E	0.2510	7,300 per 800 units	7,900 per 800 units	2009/09/11	80,000,000	2009/05/12
63800	ABN AMRO Bank N.V.	NQ100 R Bull CBBC Sep 2009 A	0.2500	1,200 per 8,000 units	1,300 per 8,000 units	2009/09/17	40,000,000	2009/05/12
63803	ABN AMRO Bank N.V.	NQ100 R Bear CBBC Sep 2009 B	0.2790	1,700 per 8,000 units	1,600 per 8,000 units	2009/09/17	40,000,000	2009/05/12
63821	ABN AMRO Bank N.V.	NQ100 R Bear CBBC Sep 2009 C	0.5360	2,100 per 10,000 units	2,000 per 10,000 units	2009/09/17	40,000,000	2009/05/12
63841	BNP Paribas Arbit Issu B.V.	HKEx R Bear CBBC Dec 2009 C	0.2500	118 per 100 units	110 per 100 units	2009/12/30	100,000,000	2009/05/12
63843	BNP Paribas Arbit Issu B.V.	HSI R Bull CBBC Nov 2009 B	0.2500	15,600 per 12,000 units	16,200 per 12,000 units	2009/11/27	300,000,000	2009/05/12
63842	BNP Paribas Arbit Issu B.V.	ICBC R Bear CBBC Dec 2009 A	0.2500	5.9000	4.9000	2009/12/30	100,000,000	2009/05/12
63822	Deutsche Bank AG	CNOOC R Bull CBBC Nov 2009 A	0.2500	8.3800	9.1800	2009/11/02	150,000,000	2009/05/12
63824	Deutsche Bank AG	HKEx R Bear CBBC Oct 2009 I	0.3000	122.18 per 100 units	115.18 per 100 units	2009/10/19	150,000,000	2009/05/12
63825	Deutsche Bank AG	HKEx R Bear CBBC Oct 2009 J	0.4500	137.18 per 100 units	130.18 per 100 units	2009/10/19	150,000,000	2009/05/12
63823	Deutsche Bank AG	HSBC R Bull CBBC Oct 2009 A	0.2500	49.88 per 100 units	55.88 per 100 units	2009/10/19	150,000,000	2009/05/12
63846	Deutsche Bank AG	HSI R Bull CBBC Dec 2009 G	0.2500	14,800 per 15,000 units	15,600 per 15,000 units	2009/12/30	300,000,000	2009/05/12
63847	Deutsche Bank AG	HSI R Bull CBBC Dec 2009 P	0.2500	15,200 per 12,000 units	15,700 per 12,000 units	2009/12/30	300,000,000	2009/05/12
63848	Deutsche Bank AG	HSI R Bear CBBC Jan 2010 D	0.2500	17,000 per 12,000 units	16,500 per 12,000 units	2010/01/28	300,000,000	2009/05/12
63806	HK Bank	HSI R Bull CBBC Sep 2009 C	0.2500	14,000 per 20,000 units	14,600 per 20,000 units	2009/09/29	200,000,000	2009/05/12
63807	HK Bank	HSI R Bull CBBC Sep 2009 D	0.2500	14,200 per 18,000 units	15,000 per 18,000 units	2009/09/29	200,000,000	2009/05/12
63808	HK Bank	HSI R Bear CBBC Jan 2010 A	0.2500	18,900 per 22,000 units	18,300 per 22,000 units	2010/01/28	380,000,000	2009/05/12
63814	KBC Fin Products Int'l Ltd.	HKEx R Bear CBBC Oct 2009 G	0.2900	106.88 per 100 units	100.88 per 100 units	2009/10/05	148,000,000	2009/05/12
63815	KBC Fin Products Int'l Ltd.	HSI R Bear CBBC Sep 2009 V	0.2600	17,300 per 12,000 units	16,500 per 12,000 units	2009/09/29	268,000,000	2009/05/12
63816	KBC Fin Products Int'l Ltd.	HSI R Bear CBBC Sep 2009 Y	0.2700	16,900 per 10,000 units	16,400 per 10,000 units	2009/09/29	238,000,000	2009/05/12
63771	Macquarie Bank Ltd.	HSI R Bull CBBC Nov 2009 D	0.2500	15,000 per 12,300 units	15,600 per 12,300 units	2009/11/27	300,000,000	2009/05/12
63804	Macquarie Bank Ltd.	HSI R Bear CBBC Oct 2009 F	0.2510	17,400 per 12,000 units	16,800 per 12,000 units	2009/10/29	300,000,000	2009/05/12
63805	Macquarie Bank Ltd.	HSI R Bear CBBC Nov 2009 E	0.2530	18,600 per 13,800 units	18,000 per 13,800 units	2009/11/27	300,000,000	2009/05/12
63789	SGA Societe Generale Acceptance N.V.	CTel R Bull CBBC Dec09C	0.2500	3.1000	3.4000	2009/12/23	150,000,000	2009/05/12
63788	SGA Societe Generale Acceptance N.V.	CCHC R Bull CBBC Dec09E	0.2500	5.0000	6.0000	2009/12/23	100,000,000	2009/05/12
63787	SGA Societe Generale Acceptance N.V.	CK(H) R Bull CBBC Dec09A	0.2500	63 per 100 units	70 per 100 units	2009/12/16	100,000,000	2009/05/12
63791	SGA Societe Generale Acceptance N.V.	CK(H) R Bear CBBC Dec09B	0.2500	105 per 100 units	98 per 100 units	2009/12/16	100,000,000	2009/05/12
63790	SGA Societe Generale Acceptance N.V.	CNOOC R Bull CBBC Dec09B	0.2500	7.8000	8.6000	2009/12/16	100,000,000	2009/05/12
63778	SGA Societe Generale Acceptance N.V.	HSI R Bull CBBC Nov09X	0.2500	14,900 per 12,000 units	15,400 per 12,000 units	2009/11/27	300,000,000	2009/05/12
63779	SGA Societe Generale Acceptance N.V.	HSI R Bull CBBC Nov09Y	0.2500	15,100 per 12,000 units	15,600 per 12,000 units	2009/11/27	300,000,000	2009/05/12
63780	SGA Societe Generale Acceptance N.V.	HSI R Bull CBBC Dec09A	0.2500	14,700 per 15,000 units	15,500 per 15,000 units	2009/12/30	300,000,000	2009/05/12
63781	SGA Societe Generale Acceptance N.V.	HSI R Bull CBBC Dec09B	0.2500	14,900 per 15,000 units	15,700 per 15,000 units	2009/12/30	300,000,000	2009/05/12
63783	SGA Societe Generale Acceptance N.V.	HSI R Bear CBBC Nov09D	0.2500	17,900 per 12,000 units	17,400 per 12,000 units	2009/11/27	300,000,000	2009/05/12
63784	SGA Societe Generale Acceptance N.V.	HSI R Bear CBBC Nov09J	0.2500	18,100 per 12,000 units	17,600 per 12,000 units	2009/11/27	300,000,000	2009/05/12
63782	SGA Societe Generale Acceptance N.V.	HSI R Bear CBBC Nov09Z	0.2500	17,700 per 12,000 units	17,200 per 12,000 units	2009/11/27	300,000,000	2009/05/12

## Newly listed callable bull/bear contracts (continued)

Code	Issuer	Name of issue	Issue prices (HK\$)	Strike price (HKD) / Strike level per 10 units	Call price (HKD) / Call level per 10 units	Expiry date	No. of issue (units)	Listing date
63785	SGA Societe Generale Acceptance N.V.	HSI R Bear CBBC Dec09C	0.2500	18,500 per 15,000 units	17,700 per 15,000 units	2009/12/30	300,000,000	2009/05/12
63786	SGA Societe Generale Acceptance N.V.	HSI R Bear CBBC Dec09D	0.2500	18,700 per 15,000 units	17,900 per 15,000 units	2009/12/30	300,000,000	2009/05/12
63793	SGA Societe Generale Acceptance N.V.	HWL R Bull CBBC Nov09A	0.2500	35 per 100 units	40 per 100 units	2009/11/30	150,000,000	2009/05/12
63794	SGA Societe Generale Acceptance N.V.	ICBC R Bull CBBC Dec09B	0.2500	3.7000	4.2000	2009/12/09	150,000,000	2009/05/12
63795	SGA Societe Generale Acceptance NV	PingAn R Bull CBBC Dec09B	0.2500	38 per 100 units	44 per 100 units	2009/12/16	150,000,000	2009/05/12
63792	SGA Societe Generale Acceptance N.V.	TCH R Bull CBBC Dec09E	0.2500	56 per 100 units	64 per 100 units	2009/12/16	100,000,000	2009/05/12
63796	SGA Societe Generale Acceptance N.V.	TCH R Bear CBBC Dec09F	0.2500	98 per 100 units	86 per 100 units	2009/12/16	100,000,000	2009/05/12
63826	UBS AG	CC Bank R Bull CBBC Dec 2009 E	0.2500	3.5800	4.3800	2009/12/14	200,000,000	2009/05/12
63827	UBS AG	China Life R Bull CBBC Dec 2009 C	0.2750	25.8800	26.8800	2009/12/21	300,000,000	2009/05/12
63828	UBS AG	CM Bank R Bull CBBC Jan 2010 E	0.3650	11.8800	13.8800	2010/01/25	200,000,000	2009/05/12
63830	UBS AG	CNOOC R Bull CBBC Dec 2009 G	0.2500	7.8800	8.8800	2009/12/14	200,000,000	2009/05/12
63836	UBS AG	CNOOC R Bear CBBC Dec 2009 H	0.2700	12.3800	11.3800	2009/12/14	200,000,000	2009/05/12
63829	UBS AG	Sinopec Corp R Bull CBBC Dec 2009 A	0.2500	5.0800	5.8800	2009/12/21	200,000,000	2009/05/12
63835	UBS AG	Sinopec Corp R Bear CBBC Dec 2009 B	0.2500	8.6800	7.8800	2009/12/21	200,000,000	2009/05/12
63831	UBS AG	HKEx R Bull CBBC Dec 2009 E	0.2500	85.88 per 100 units	93.88 per 100 units	2009/12/21	300,000,000	2009/05/12
63837	UBS AG	HKEx R Bear CBBC Dec 2009 F	0.3050	131.88 per 100 units	123.88 per 100 units	2009/12/21	300,000,000	2009/05/12
63832	UBS AG	HSBC R Bull CBBC Dec 2009 I	0.2500	47.88 per 100 units	53.88 per 100 units	2009/12/14	300,000,000	2009/05/12
63820	UBS AG	HSCEI R Bull CBBC Nov 2009 L	0.2500	8,500 per 12,000 units	9,300 per 12,000 units	2009/11/27	200,000,000	2009/05/12
63810	UBS AG	HSI R Bull CBBC Jan 2010 K	0.2500	13,800 per 38,000 units	14,800 per 38,000 units	2010/01/28	400,000,000	2009/05/12
63811	UBS AG	HSI R Bull CBBC Jan 2010 L	0.2500	14,200 per 15,000 units	14,700 per 15,000 units	2010/01/28	400,000,000	2009/05/12
63812	UBS AG	HSI R Bull CBBC Jan 2010 M	0.2500	15,100 per 12,000 units	15,600 per 12,000 units	2010/01/28	300,000,000	2009/05/12
63813	UBS AG	HSI R Bull CBBC Jan 2010 N	0.2500	15,200 per 10,000 units	15,700 per 10,000 units	2010/01/28	300,000,000	2009/05/12
63809	UBS AG	HSI R Bull CBBC Jan 2010 O	0.2500	15,200 per 8,000 units	16,000 per 8,000 units	2010/01/28	400,000,000	2009/05/12
63840	UBS AG	HSI R Bull CBBC Jan 2010 S	0.2500	15,900 per 12,000 units	16,400 per 12,000 units	2010/01/28	300,000,000	2009/05/12
63817	UBS AG	HSI R Bear CBBC Jan 2010 P	0.2500	16,900 per 12,000 units	16,400 per 12,000 units	2010/01/28	300,000,000	2009/05/12
63818	UBS AG	HSI R Bear CBBC Jan 2010 Q	0.2500	18,300 per 15,000 units	17,800 per 15,000 units	2010/01/28	400,000,000	2009/05/12
63819	UBS AG	HSI R Bear CBBC Jan 2010 R	0.2500	18,800 per 38,000 units	17,800 per 38,000 units	2010/01/28	400,000,000	2009/05/12
63833	UBS AG	ICBC R Bull CBBC Jan 2010 D	0.2500	3.7800	4.3800	2010/01/25	200,000,000	2009/05/12
63838	UBS AG	ICBC R Bear CBBC Jan 2010 E	0.2500	6.4800	5.8800	2010/01/25	200,000,000	2009/05/12
63834	UBS AG	Petrochina R Bull CBBC Dec 2009 B	0.2500	6.0800	6.8800	2009/12/21	200,000,000	2009/05/12
63839	UBS AG	Petrochina R Bear CBBC Dec 2009 C	0.2750	10.1800	9.3800	2009/12/21	200,000,000	2009/05/12
63423*	Macquarie Bank Ltd.	HSI R Bear CBBC Aug 2009 A	0.1110	18,000 per 13,300 units	17,400 per 13,300 units	2009/08/28	300,000,000	2009/05/12
63878	ABN AMRO Bank N.V.	HSI R Bear CBBC Nov 2009 H	0.2500	18,700 per 13,000 units	18,100 per 13,000 units	2009/11/27	250,000,000	2009/05/13
63879	ABN AMRO Bank N.V.	HSI R Bear CBBC Nov 2009 I	0.2500	19,000 per 12,000 units	18,400 per 12,000 units	2009/11/27	250,000,000	2009/05/13
63880	ABN AMRO Bank N.V.	HSI R Bear CBBC Nov 2009 J	0.2500	19,200 per 14,000 units	18,600 per 14,000 units	2009/11/27	250,000,000	2009/05/13
63881	ABN AMRO Bank N.V.	HSI R Bear CBBC Nov 2009 K	0.2500	19,500 per 12,000 units	18,900 per 12,000 units	2009/11/27	250,000,000	2009/05/13
63882	ABN AMRO Bank N.V.	HSI R Bear CBBC Nov 2009 L	0.2500	19,700 per 14,000 units	19,100 per 14,000 units	2009/11/27	250,000,000	2009/05/13
63887	BNP Paribas Arbit Issu B.V.	CC Bank R Bear CBBC Nov 2009 C	0.2500	6.2000	5.5000	2009/11/30	100,000,000	2009/05/13
63886	BNP Paribas Arbit Issu B.V.	A50 Ch R Bull CBBC Nov 2009 E	0.2500	9.0800	10.0800	2009/11/30	100,000,000	2009/05/13
63888	BNP Paribas Arbit Issu B.V.	HKEx R Bear CBBC Nov 2009 C	0.2500	130 per 100 units	120 per 100 units	2009/11/30	100,000,000	2009/05/13
63883	BNP Paribas Arbit Issu B.V.	HSI R Bull CBBC Dec 2009 Q	0.2500	15,800 per 10,000 units	16,400 per 10,000 units	2009/12/30	300,000,000	2009/05/13
63884	BNP Paribas Arbit Issu B.V.	HSI R Bull CBBC Dec 2009 T	0.2500	16,000 per 12,000 units	16,600 per 12,000 units	2009/12/30	300,000,000	2009/05/13
63885	BNP Paribas Arbit Issu B.V.	HSI R Bull CBBC Jan 2010 E	0.2500	16,000 per 20,000 units	16,800 per 20,000 units	2010/01/28	300,000,000	2009/05/13

## Newly listed callable bull/bear contracts (continued)

Code	Issuer	Name of issue	Issue prices (HK\$)	Strike price (HKD) / Strike level per 10 units	Call price (HKD) / Call level per 10 units	Expiry date	No. of issue (units)	Listing date
63889	Deutsche Bank AG	China Life R Bull CBBC Oct 2009 C	0.2500	27.1800	28.1800	2009/10/19	150,000,000	2009/05/13
63891	Deutsche Bank AG	HKEx R Bull CBBC Oct 2009 K	0.2500	93.18 per 100 units	100.18 per 100 units	2009/10/19	150,000,000	2009/05/13
63890	Deutsche Bank AG	HSBC R Bear CBBC Oct 2009 B	0.2500	76.88 per 100 units	70.88 per 100 units	2009/10/27	150,000,000	2009/05/13
63853	Deutsche Bank AG	HSI R Bull CBBC Dec 2009 J	0.2700	14,800 per 12,000 units	15,300 per 12,000 units	2009/12/30	300,000,000	2009/05/13
63854	Deutsche Bank AG	HSI R Bull CBBC Dec 2009 Q	0.2500	15,000 per 15,000 units	15,800 per 15,000 units	2009/12/30	300,000,000	2009/05/13
63871	Deutsche Bank AG	HSI R Bull CBBC Jan 2010 I	0.2600	16,000 per 12,000 units	16,500 per 12,000 units	2010/01/28	300,000,000	2009/05/13
63872	Deutsche Bank AG	HSI R Bull CBBC Jan 2010 L	0.2500	16,200 per 12,000 units	16,700 per 12,000 units	2010/01/28	300,000,000	2009/05/13
63873	Deutsche Bank AG	HSI R Bear CBBC Feb 2010 A	0.2900	19,200 per 12,000 units	18,700 per 12,000 units	2010/02/25	300,000,000	2009/05/13
63874	Deutsche Bank AG	HSI R Bear CBBC Feb 2010 B	0.4100	20,600 per 12,000 units	20,100 per 12,000 units	2010/02/25	300,000,000	2009/05/13
63875	Goldman Sachs SP (Asia)	HSI R Bull CBBC Dec 2009 A	0.2500	15,400 per 18,000 units	15,900 per 18,000 units	2009/12/30	200,000,000	2009/05/13
63876	Goldman Sachs SP (Asia)	HSI R Bull CBBC Dec 2009 B	0.2500	15,700 per 15,000 units	16,200 per 15,000 units	2009/12/30	200,000,000	2009/05/13
63877	Goldman Sachs SP (Asia)	HSI R Bull CBBC Dec 2009 C	0.2500	16,000 per 15,000 units	16,500 per 15,000 units	2009/12/30	200,000,000	2009/05/13
63892	Goldman Sachs SP (Asia)	HSI R Bear CBBC Dec 2009 D	0.2500	18,600 per 15,000 units	18,100 per 15,000 units	2009/12/30	200,000,000	2009/05/13
63893	Goldman Sachs SP (Asia)	HSI R Bear CBBC Dec 2009 E	0.2500	18,900 per 15,000 units	18,400 per 15,000 units	2009/12/30	200,000,000	2009/05/13
63894	Goldman Sachs SP (Asia)	HSI R Bear CBBC Dec 2009 F	0.2500	19,200 per 18,000 units	18,700 per 18,000 units	2009/12/30	200,000,000	2009/05/13
63865	KBC Fin Products Int'l Ltd.	HSCEI R Bull CBBC Sep 2009 I	0.2700	8,200 per 10,000 units	8,800 per 10,000 units	2009/09/29	248,000,000	2009/05/13
63866	KBC Fin Products Int'l Ltd.	HSCEI R Bull CBBC Oct 2009 H	0.2700	8,500 per 10,000 units	9,200 per 10,000 units	2009/10/29	248,000,000	2009/05/13
63870	KBC Fin Products Int'l Ltd.	HSCEI R Bear CBBC Oct 2009 I	0.2500	10,400 per 10,000 units	9,800 per 10,000 units	2009/10/29	248,000,000	2009/05/13
63867	KBC Fin Products Int'l Ltd.	HSI R Bull CBBC Dec 2009 K	0.3600	16,000 per 10,000 units	16,500 per 10,000 units	2009/12/30	208,000,000	2009/05/13
63868	KBC Fin Products Int'l Ltd.	HSI R Bull CBBC Dec 2009 L	0.3000	16,100 per 12,000 units	16,700 per 12,000 units	2009/12/30	248,000,000	2009/05/13
63869	KBC Fin Products Int'l Ltd.	HSI R Bull CBBC Dec 2009 M	0.3400	16,300 per 10,000 units	16,800 per 10,000 units	2009/12/30	208,000,000	2009/05/13
63855	KBC Fin Products Int'l Ltd.	HSI R Bear CBBC Nov 2009 N	0.3400	17,200 per 10,000 units	16,700 per 10,000 units	2009/11/27	208,000,000	2009/05/13
63852	KBC Fin Products Int'l Ltd.	HSI R Bear CBBC Dec 2009 I	0.2500	17,200 per 15,000 units	16,600 per 15,000 units	2009/12/30	308,000,000	2009/05/13
63856	KBC Fin Products Int'l Ltd.	HSI R Bear CBBC Dec 2009 J	0.3400	17,400 per 12,000 units	16,800 per 12,000 units	2009/12/30	248,000,000	2009/05/13
63849	SGA Societe Generale Acceptance N.V.	HKEx R Bear CBBC Dec09E	0.2600	126 per 100 units	120 per 100 units	2009/12/09	200,000,000	2009/05/13
63861	UBS AG	A50 China R Bear CBBC Jan 2010 B	0.4200	15.6800	14.8800	2010/01/25	300,000,000	2009/05/13
63863	UBS AG	HKEx R Bull CBBC Dec 2009 G	0.2500	90.88 per 100 units	98.88 per 100 units	2009/12/21	300,000,000	2009/05/13
63850	UBS AG	HSCEI R Bear CBBC Nov 2009 M	0.2500	10,400 per 7,000 units	9,700 per 7,000 units	2009/11/27	200,000,000	2009/05/13
63859	UBS AG	HSI R Bull CBBC Dec 2009 N	0.2500	15,400 per 10,000 units	15,900 per 10,000 units	2009/12/30	300,000,000	2009/05/13
63860	UBS AG	HSI R Bull CBBC Dec 2009 Y	0.2500	15,700 per 12,000 units	16,200 per 12,000 units	2009/12/30	300,000,000	2009/05/13
63864	UBS AG	HSI R Bull CBBC Dec 2009 Z	0.2500	16,300 per 12,000 units	16,800 per 12,000 units	2009/12/30	300,000,000	2009/05/13
63857	UBS AG	HSI R Bull CBBC Jan 2010 T	0.2500	14,300 per 38,000 units	15,300 per 38,000 units	2010/01/28	400,000,000	2009/05/13
63858	UBS AG	HSI R Bull CBBC Jan 2010 U	0.2500	14,700 per 15,000 units	15,200 per 15,000 units	2010/01/28	400,000,000	2009/05/13
63851	UBS AG	HSI R Bear CBBC Dec 2009 M	0.2500	17,000 per 10,000 units	16,500 per 10,000 units	2009/12/30	300,000,000	2009/05/13
63862	UBS AG	HSI R Bear CBBC Jan 2010 V	0.2500	17,300 per 12,000 units	16,800 per 12,000 units	2010/01/28	300,000,000	2009/05/13
63965	ABN AMRO Bank N.V.	HSI R Bull CBBC Nov 2009 M	0.2500	15,800 per 15,000 units	16,400 per 15,000 units	2009/11/27	250,000,000	2009/05/14
63966	ABN AMRO Bank N.V.	HSI R Bull CBBC Nov 2009 N	0.2500	16,000 per 14,000 units	16,600 per 14,000 units	2009/11/27	250,000,000	2009/05/14
63967	ABN AMRO Bank N.V.	HSI R Bull CBBC Nov 2009 O	0.2500	16,400 per 12,000 units	17,000 per 12,000 units	2009/11/27	250,000,000	2009/05/14
63971	ABN AMRO Bank N.V.	HSI R Bear CBBC Nov 2009 P	0.2500	19,300 per 18,000 units	18,700 per 18,000 units	2009/11/27	250,000,000	2009/05/14
63895	Barclays Bank plc	HSI Bull CBBC Dec 2009 A	0.2750	14,200 per 13,000 units	14,800 per 13,000 units	2009/12/30	500,000,000	2009/05/14
63896	Barclays Bank plc	HSI Bull CBBC Dec 2009 B	0.2500	14,600 per 12,000 units	15,300 per 12,000 units	2009/12/30	500,000,000	2009/05/14
63899	Barclays Bank plc	HSI R Bear CBBC Dec 2009 C	0.2500	18,400 per 10,000 units	17,700 per 10,000 units	2009/12/30	500,000,000	2009/05/14
63900	Barclays Bank plc	HSI R Bear CBBC Dec 2009 D	0.2750	18,800 per 12,000 units	18,100 per 12,000 units	2009/12/30	500,000,000	2009/05/14



## Newly listed callable bull/bear contracts (continued)

Code	Issuer	Name of issue	Issue prices (HK\$)	Strike price (HKD) / Strike level per 10 units	Call price (HKD) / Call level per 10 units	Expiry date	No. of issue (units)	Listing date
63950	BNP Paribas Arbit Issu B.V.	Ch Life R Bear CBBC Dec 2009 D	0.8200	35.0000	32.0000	2009/12/30	100,000,000	2009/05/14
63951	BNP Paribas Arbit Issu B.V.	HKEx R Bear CBBC Dec 2009 D	0.4300	140 per 100 units	130 per 100 units	2009/12/30	100,000,000	2009/05/14
63968	BNP Paribas Arbit Issu B.V.	HSI R Bull CBBC Jan 2010 F	0.2500	16,200 per 14,000 units	17,000 per 14,000 units	2010/01/28	300,000,000	2009/05/14
63969	BNP Paribas Arbit Issu B.V.	HSI R Bull CBBC Jan 2010 G	0.2500	16,400 per 16,000 units	17,200 per 16,000 units	2010/01/28	300,000,000	2009/05/14
63946	BNP Paribas Arbit Issu B.V.	HSI R Bear CBBC Dec 2009 A	0.2500	20,200 per 14,000 units	19,400 per 14,000 units	2009/12/30	300,000,000	2009/05/14
63947	BNP Paribas Arbit Issu B.V.	HSI R Bear CBBC Dec 2009 C	0.2500	21,000 per 20,000 units	20,000 per 20,000 units	2009/12/30	300,000,000	2009/05/14
63945	BNP Paribas Arbit Issu B.V.	HSI R Bear CBBC Dec 2009 Y	0.2500	20,000 per 14,000 units	19,200 per 14,000 units	2009/12/30	300,000,000	2009/05/14
63959	Deutsche Bank AG	China Mobile R Bull CBBC Oct 2009 F	0.2500	63.68 per 100 units	69.68 per 100 units	2009/10/27	150,000,000	2009/05/14
63958	Deutsche Bank AG	CC Bank R Bull CBBC Dec 2009 B	0.2500	3.8800	4.6800	2009/12/14	150,000,000	2009/05/14
63964	Deutsche Bank AG	A50 China R Bull CBBC Oct 2009 B	0.2500	10.3800	11.1800	2009/10/19	150,000,000	2009/05/14
63960	Deutsche Bank AG	HKEx R Bull CBBC Oct 2009 L	0.2500	98.18 per 100 units	105.18 per 100 units	2009/10/19	150,000,000	2009/05/14
63961	Deutsche Bank AG	HKEx R Bear CBBC Oct 2009 M	0.3000	132.18 per 100 units	125.18 per 100 units	2009/10/19	150,000,000	2009/05/14
63962	Deutsche Bank AG	HKEx R Bear CBBC Oct 2009 N	0.4500	147.18 per 100 units	140.18 per 100 units	2009/10/19	150,000,000	2009/05/14
63962	Deutsche Bank AG	HSI R Bull CBBC Feb 2010 C	0.2500	16,400 per 12,000 units	16,900 per 12,000 units	2010/02/25	300,000,000	2009/05/14
63970	Deutsche Bank AG	HSI R Bull CBBC Feb 2010 E	0.2500	16,200 per 15,000 units	17,000 per 15,000 units	2010/02/25	300,000,000	2009/05/14
63972	Deutsche Bank AG	HSI R Bull CBBC Feb 2010 F	0.2500	16,600 per 12,000 units	17,100 per 12,000 units	2010/02/25	300,000,000	2009/05/14
63954	Deutsche Bank AG	HSI R Bear CBBC Nov 2009 H	0.2900	18,900 per 12,000 units	18,400 per 12,000 units	2009/11/27	300,000,000	2009/05/14
63956	Deutsche Bank AG	HSI R Bear CBBC Nov 2009 I	0.3900	19,600 per 12,000 units	19,100 per 12,000 units	2009/11/27	300,000,000	2009/05/14
63953	Deutsche Bank AG	HSI R Bear CBBC Nov 2009 J	0.2600	18,800 per 15,000 units	18,000 per 15,000 units	2009/11/27	300,000,000	2009/05/14
63955	Deutsche Bank AG	HSI R Bear CBBC Nov 2009 M	0.3400	19,300 per 12,000 units	18,800 per 12,000 units	2009/11/27	300,000,000	2009/05/14
63957	Deutsche Bank AG	HSI R Bear CBBC Feb 2010 D	0.2500	18,300 per 12,000 units	17,800 per 12,000 units	2010/02/25	300,000,000	2009/05/14
63963	Deutsche Bank AG	ICBC R Bull CBBC Oct 2009 D	0.2500	3.8800	4.6800	2009/10/19	150,000,000	2009/05/14
63937	HK Bank	HSI R Bull CBBC Oct 2009 G	0.2500	15,400 per 18,000 units	16,200 per 18,000 units	2009/10/29	200,000,000	2009/05/14
63938	HK Bank	HSI R Bull CBBC Jan 2010 B	0.2500	15,200 per 20,000 units	15,800 per 20,000 units	2010/01/28	200,000,000	2009/05/14
63939	HK Bank	HSI R Bull CBBC Jan 2010 C	0.2500	14,800 per 25,000 units	15,300 per 25,000 units	2010/01/28	200,000,000	2009/05/14
63940	HK Bank	HSI R Bear CBBC Nov 2009 I	0.2500	19,600 per 22,000 units	18,800 per 22,000 units	2009/11/27	380,000,000	2009/05/14
63941	HK Bank	HSI R Bear CBBC Nov 2009 J	0.2500	19,800 per 20,000 units	19,200 per 20,000 units	2009/11/27	380,000,000	2009/05/14
63942	HK Bank	HSI R Bear CBBC Dec 2009 J	0.2500	20,100 per 28,000 units	19,500 per 28,000 units	2009/12/30	380,000,000	2009/05/14
63943	HK Bank	HSI R Bear CBBC Jan 2010 D	0.2500	20,400 per 38,000 units	19,800 per 38,000 units	2010/01/28	380,000,000	2009/05/14
63944	HK Bank	HSI R Bear CBBC Mar 2010 A	0.2500	20,700 per 43,000 units	20,200 per 43,000 units	2010/03/30	380,000,000	2009/05/14
63926	KBC Fin Products Int'l Ltd.	A50 China R Bull CBBC Nov 09 A	0.3500	10.6800	11.2800	2009/11/18	208,000,000	2009/05/14
63927	KBC Fin Products Int'l Ltd.	A50 China R Bull CBBC Nov 09 B	0.4000	9.8800	10.6800	2009/11/16	208,000,000	2009/05/14
63917	KBC Fin Products Int'l Ltd.	HKEx R Bull CBBC Oct 2009 H	0.2500	92 per 100 units	100 per 100 units	2009/10/15	188,000,000	2009/05/14
63918	KBC Fin Products Int'l Ltd.	HKEx R Bull CBBC Nov 2009 D	0.3000	87.88 per 100 units	94.88 per 100 units	2009/11/02	188,000,000	2009/05/14
63919	KBC Fin Products Int'l Ltd.	HKEx R Bear CBBC Oct 2009 I	0.3200	123.88 per 100 units	116.88 per 100 units	2009/10/02	188,000,000	2009/05/14
63920	KBC Fin Products Int'l Ltd.	HKEx R Bear CBBC Oct 2009 J	0.4400	131.88 per 100 units	124.88 per 100 units	2009/10/29	188,000,000	2009/05/14
63921	KBC Fin Products Int'l Ltd.	HKEx R Bear CBBC Oct 2009 K	0.4800	137.58 per 100 units	130.18 per 100 units	2009/10/02	188,000,000	2009/05/14
63922	KBC Fin Products Int'l Ltd.	HKEx R Bear CBBC Dec 2009 A	0.6100	142.88 per 100 units	136.88 per 100 units	2009/12/10	188,000,000	2009/05/14
63923	KBC Fin Products Int'l Ltd.	HSBC R Bull CBBC Nov 2009 D	0.2700	46.48 per 100 units	52 per 100 units	2009/11/27	148,000,000	2009/05/14
63924	KBC Fin Products Int'l Ltd.	HSBC R Bull CBBC Dec 2009 C	0.2500	52.18 per 100 units	58 per 100 units	2009/12/15	148,000,000	2009/05/14
63925	KBC Fin Products Int'l Ltd.	HSBC R Bear CBBC Dec 2009 D	0.2900	69.88 per 100 units	64 per 100 units	2009/12/07	148,000,000	2009/05/14
63928	KBC Fin Products Int'l Ltd.	HSI R Bear CBBC Sep 2009 A	0.2500	17,900 per 12,000 units	17,100 per 12,000 units	2009/09/29	288,000,000	2009/05/14
63929	KBC Fin Products Int'l Ltd.	HSI R Bear CBBC Nov 2009 G	0.3600	17,800 per 10,000 units	17,300 per 10,000 units	2009/11/27	218,000,000	2009/05/14

## Newly listed callable bull/bear contracts (continued)

Code	Issuer	Name of issue	Issue prices (HK\$)	Strike price (HKD) / Strike level per 10 units	Call price (HKD) / Call level per 10 units	Expiry date	No. of issue (units)	Listing date
63930	KBC Fin Products Int'l Ltd.	HSI R Bear CBBC Dec 2009 N	0.4300	18,800 per 12,000 units	18,300 per 12,000 units	2009/12/30	288,000,000	2009/05/14
63931	KBC Fin Products Int'l Ltd.	HSI R Bear CBBC Jan 2010 A	0.4800	19,600 per 12,000 units	19,100 per 12,000 units	2010/01/28	288,000,000	2009/05/14
63932	KBC Fin Products Int'l Ltd.	HSI R Bear CBBC Jan 2010 B	0.5200	20,100 per 12,000 units	19,300 per 12,000 units	2010/01/28	288,000,000	2009/05/14
63933	KBC Fin Products Int'l Ltd.	HSI R Bear CBBC Jan 2010 C	0.3100	20,000 per 20,000 units	19,500 per 20,000 units	2010/01/28	400,000,000	2009/05/14
63934	KBC Fin Products Int'l Ltd.	HSI R Bear CBBC Jan 2010 D	0.4600	20,600 per 15,000 units	19,800 per 15,000 units	2010/01/28	318,000,000	2009/05/14
63935	KBC Fin Products Int'l Ltd.	HSI R Bear CBBC Feb 2010 A	0.5890	20,500 per 12,000 units	20,000 per 12,000 units	2010/02/25	288,000,000	2009/05/14
63936	KBC Fin Products Int'l Ltd.	HSI R Bear CBBC Feb 2010 B	0.2500	20,800 per 30,000 units	20,000 per 30,000 units	2010/02/25	600,000,000	2009/05/14
63987	Macquarie Bank Ltd.	HSI R Bull CBBC Oct 2009 G	0.2500	15,600 per 11,300 units	16,200 per 11,300 units	2009/10/29	400,000,000	2009/05/14
63988	Macquarie Bank Ltd.	HSI R Bear CBBC Nov 2009 F	0.2510	19,200 per 14,600 units	18,600 per 14,600 units	2009/11/27	400,000,000	2009/05/14
63901	Macquarie Bank Ltd.	HSI R Bear CBBC Nov 2009 G	0.2500	19,800 per 14,800 units	19,200 per 14,800 units	2009/11/27	400,000,000	2009/05/14
63902	SGA Societe Generale Acceptance N.V.	CTel R Bear CBBC Dec09D	0.2500	5.5000	5.0000	2009/12/09	200,000,000	2009/05/14
63903	SGA Societe Generale Acceptance N.V.	CNOOC R Bear CBBC Dec09C	0.3400	12.8000	12.0000	2009/12/09	150,000,000	2009/05/14
63904	SGA Societe Generale Acceptance N.V.	HKEx R Bear CBBC Dec09F	0.3100	136 per 100 units	130 per 100 units	2009/12/09	200,000,000	2009/05/14
63905	SGA Societe Generale Acceptance N.V.	HSBC R Bull CBBC Dec09A	0.2500	50 per 100 units	55 per 100 units	2009/12/09	200,000,000	2009/05/14
63907	SGA Societe Generale Acceptance N.V.	HSI R Bull CBBC Nov09E	0.2500	15,300 per 12,000 units	16,000 per 12,000 units	2009/11/27	300,000,000	2009/05/14
63908	SGA Societe Generale Acceptance N.V.	HSI R Bull CBBC Nov09F	0.2500	15,500 per 12,000 units	16,200 per 12,000 units	2009/11/27	300,000,000	2009/05/14
63909	SGA Societe Generale Acceptance N.V.	HSI R Bull CBBC Dec09E	0.2500	15,400 per 15,000 units	16,100 per 15,000 units	2009/12/30	300,000,000	2009/05/14
63910	SGA Societe Generale Acceptance N.V.	HSI R Bull CBBC Dec09F	0.2500	15,600 per 15,000 units	16,300 per 15,000 units	2009/12/30	300,000,000	2009/05/14
63913	SGA Societe Generale Acceptance N.V.	HSI R Bear CBBC Nov09G	0.2500	19,100 per 12,000 units	18,400 per 12,000 units	2009/11/27	300,000,000	2009/05/14
63911	SGA Societe Generale Acceptance N.V.	HSI R Bear CBBC Nov09K	0.2500	18,500 per 12,000 units	17,800 per 12,000 units	2009/11/27	300,000,000	2009/05/14
63912	SGA Societe Generale Acceptance N.V.	HSI R Bear CBBC Nov09M	0.2500	18,700 per 12,000 units	18,000 per 12,000 units	2009/11/27	300,000,000	2009/05/14
63914	SGA Societe Generale Acceptance N.V.	HSI R Bear CBBC Dec09G	0.2500	18,800 per 15,000 units	18,100 per 15,000 units	2009/12/30	300,000,000	2009/05/14
63915	SGA Societe Generale Acceptance N.V.	HSI R Bear CBBC Dec09H	0.2500	19,000 per 15,000 units	18,300 per 15,000 units	2009/12/30	300,000,000	2009/05/14
63916	SGA Societe Generale Acceptance N.V.	HSI R Bear CBBC Dec09I	0.2500	19,200 per 15,000 units	18,500 per 15,000 units	2009/12/30	300,000,000	2009/05/14
63906	SGA Societe Generale Acceptance N.V.	HWL R Bear CBBC Dec09A	0.2500	70 per 100 units	65 per 100 units	2009/12/09	200,000,000	2009/05/14
63973	UBS AG	CC Bank R Bear CBBC Jan 2010 B	0.2500	7.1800	6.3800	2010/01/25	200,000,000	2009/05/14
63974	UBS AG	China Life R Bull CBBC Dec 2009 D	0.2500	26.8800	27.8800	2009/12/21	300,000,000	2009/05/14
63975	UBS AG	CNOOC R Bear CBBC Jan 2010 A	0.3150	12.8800	11.8800	2010/01/25	200,000,000	2009/05/14
63976	UBS AG	CNOOC R Bear CBBC Jan 2010 B	0.3650	13.3800	12.3800	2010/01/25	200,000,000	2009/05/14
63977	UBS AG	HKEx R Bull CBBC Dec 2009 H	0.2500	95.88 per 100 units	103.88 per 100 units	2009/12/21	300,000,000	2009/05/14
63978	UBS AG	HKEx R Bear CBBC Jan 2010 A	0.2950	141.88 per 100 units	133.88 per 100 units	2010/01/25	300,000,000	2009/05/14
63979	UBS AG	HKEx R Bear CBBC Jan 2010 B	0.3450	146.88 per 100 units	138.88 per 100 units	2010/01/25	300,000,000	2009/05/14
63980	UBS AG	HSBC R Bull CBBC Dec 2009 J	0.2500	50.88 per 100 units	58.88 per 100 units	2009/12/14	300,000,000	2009/05/14
63983	UBS AG	HSCEI R Bear CBBC Nov 2009 N	0.2500	10,800 per 12,000 units	10,000 per 12,000 units	2009/11/27	200,000,000	2009/05/14
63984	UBS AG	HSCEI R Bear CBBC Mar 2010 R	0.2850	13,300 per 12,000 units	12,500 per 12,000 units	2010/03/30	200,000,000	2009/05/14
63985	UBS AG	HSCEI R Bear CBBC Mar 2010 S	0.3300	13,800 per 12,000 units	13,000 per 12,000 units	2010/03/30	200,000,000	2009/05/14
63986	UBS AG	HSI R Bull CBBC Feb 2010 I	0.2500	14,800 per 38,000 units	15,800 per 38,000 units	2010/02/25	400,000,000	2009/05/14
63987	UBS AG	HSI R Bull CBBC Feb 2010 J	0.2500	15,200 per 15,000 units	15,700 per 15,000 units	2010/02/25	400,000,000	2009/05/14
63988	UBS AG	HSI R Bull CBBC Feb 2010 K	0.2500	15,600 per 10,000 units	16,100 per 10,000 units	2010/02/25	300,000,000	2009/05/14
63989	UBS AG	HSI R Bull CBBC Feb 2010 L	0.2500	16,000 per 10,000 units	16,500 per 10,000 units	2010/02/25	300,000,000	2009/05/14
63990	UBS AG	HSI R Bull CBBC Feb 2010 M	0.2500	16,700 per 12,000 units	17,200 per 12,000 units	2010/02/25	300,000,000	2009/05/14
63948	UBS AG	HSI R Bear CBBC Jan 2010 W	0.2500	17,400 per 10,000 units	16,900 per 10,000 units	2010/01/28	300,000,000	2009/05/14
63949	UBS AG	HSI R Bear CBBC Jan 2010 X	0.2500	17,700 per 12,000 units	17,200 per 12,000 units	2010/01/28	300,000,000	2009/05/14

## Newly listed callable bull/bear contracts (continued)

Code	Issuer	Name of issue	Issue prices (HK\$)	Strike price (HKD) / Strike level per 10 units	Call price (HKD) / Call level per 10 units	Expiry date	No. of issue (units)	Listing date
63995	UBS AG	HSI R Bear CBBC Feb 2010 A	0.2500	19,300 per 15,000 units	18,800 per 15,000 units	2010/02/25	400,000,000	2009/05/14
63996	UBS AG	HSI R Bear CBBC Feb 2010 B	0.2500	19,400 per 10,000 units	18,900 per 10,000 units	2010/02/25	300,000,000	2009/05/14
63997	UBS AG	HSI R Bear CBBC Feb 2010 C	0.2500	19,500 per 12,000 units	19,000 per 12,000 units	2010/02/25	300,000,000	2009/05/14
63998	UBS AG	HSI R Bear CBBC Feb 2010 D	0.2500	19,600 per 10,000 units	19,100 per 10,000 units	2010/02/25	300,000,000	2009/05/14
63999	UBS AG	HSI R Bear CBBC Feb 2010 E	0.2500	19,800 per 38,000 units	18,800 per 38,000 units	2010/02/25	400,000,000	2009/05/14
64000	UBS AG	HSI R Bear CBBC Feb 2010 F	0.2800	20,000 per 10,000 units	19,500 per 10,000 units	2010/02/25	300,000,000	2009/05/14
64001	UBS AG	HSI R Bear CBBC Feb 2010 G	0.3400	20,600 per 10,000 units	20,100 per 10,000 units	2010/02/25	300,000,000	2009/05/14
64002	UBS AG	HSI R Bear CBBC Feb 2010 H	0.2500	20,800 per 38,000 units	19,800 per 38,000 units	2010/02/25	400,000,000	2009/05/14
63991	UBS AG	HSI R Bear CBBC Feb 2010 N	0.2500	18,600 per 10,000 units	18,100 per 10,000 units	2010/02/25	300,000,000	2009/05/14
63992	UBS AG	HSI R Bear CBBC Feb 2010 O	0.2500	18,800 per 10,000 units	18,300 per 10,000 units	2010/02/25	300,000,000	2009/05/14
63993	UBS AG	HSI R Bear CBBC Feb 2010 P	0.2500	18,900 per 12,000 units	18,400 per 12,000 units	2010/02/25	300,000,000	2009/05/14
63994	UBS AG	HSI R Bear CBBC Feb 2010 Q	0.2500	19,000 per 10,000 units	18,500 per 10,000 units	2010/02/25	300,000,000	2009/05/14
64003	UBS AG	HSI R Bear CBBC Apr 2010 A	0.2500	21,800 per 38,000 units	20,800 per 38,000 units	2010/04/29	400,000,000	2009/05/14
64004	UBS AG	HSI R Bear CBBC Apr 2010 B	0.2500	22,300 per 38,000 units	21,300 per 38,000 units	2010/04/29	400,000,000	2009/05/14
64005	UBS AG	HSI R Bear CBBC Apr 2010 C	0.2500	22,800 per 38,000 units	21,800 per 38,000 units	2010/04/29	400,000,000	2009/05/14
63981	UBS AG	Petrochina R Bull CBBC Dec 2009 D	0.2500	6.5800	7.3800	2009/12/21	200,000,000	2009/05/14
63982	UBS AG	Petrochina R Bear CBBC Jan 2010 B	0.2750	10.6800	9.8800	2010/01/25	200,000,000	2009/05/14
64062	ABN AMRO Bank N.V.	HSI R Bull CBBC Nov 2009 Q	0.2500	15,100 per 15,000 units	15,700 per 15,000 units	2009/11/27	250,000,000	2009/05/15
64063	ABN AMRO Bank N.V.	HSI R Bull CBBC Nov 2009 R	0.2500	15,600 per 16,000 units	16,200 per 16,000 units	2009/11/27	250,000,000	2009/05/15
64064	ABN AMRO Bank N.V.	HSI R Bear CBBC Nov 2009 S	0.2500	18,500 per 16,000 units	17,900 per 16,000 units	2009/11/27	250,000,000	2009/05/15
64065	ABN AMRO Bank N.V.	HSI R Bear CBBC Nov 2009 T	0.2500	19,900 per 13,000 units	19,300 per 13,000 units	2009/11/27	250,000,000	2009/05/15
64066	ABN AMRO Bank N.V.	HSI R Bear CBBC Nov 2009 U	0.2500	20,100 per 15,000 units	19,500 per 15,000 units	2009/11/27	250,000,000	2009/05/15
64067	ABN AMRO Bank N.V.	HSI R Bear CBBC Nov 2009 V	0.2500	20,300 per 16,000 units	19,700 per 16,000 units	2009/11/27	250,000,000	2009/05/15
64068	ABN AMRO Bank N.V.	HSI R Bear CBBC Nov 2009 W	0.2500	20,500 per 14,000 units	19,900 per 14,000 units	2009/11/27	250,000,000	2009/05/15
64069	ABN AMRO Bank N.V.	HSI R Bear CBBC Nov 2009 X	0.2500	20,700 per 18,000 units	20,100 per 18,000 units	2009/11/27	250,000,000	2009/05/15
64052	Deutsche Bank AG	HKEx R Bull CBBC Oct 2009 O	0.2500	103.18 per 100 units	110.18 per 100 units	2009/10/12	150,000,000	2009/05/15
64056	Deutsche Bank AG	HKEx R Bear CBBC Oct 2009 P	0.5000	157.18 per 100 units	150.18 per 100 units	2009/10/19	150,000,000	2009/05/15
64051	Deutsche Bank AG	HSBC R Bull CBBC Oct 2009 C	0.2500	54.88 per 100 units	60.88 per 100 units	2009/10/19	150,000,000	2009/05/15
64055	Deutsche Bank AG	HSBC R Bear CBBC Oct 2009 D	0.4500	96.88 per 100 units	90.88 per 100 units	2009/10/27	150,000,000	2009/05/15
64048	Deutsche Bank AG	HSI R Bull CBBC Oct 2009 G	0.3200	15,900 per 12,000 units	16,400 per 12,000 units	2009/10/29	300,000,000	2009/05/15
64049	Deutsche Bank AG	HSI R Bull CBBC Oct 2009 H	0.2500	16,400 per 15,000 units	17,200 per 15,000 units	2009/10/29	300,000,000	2009/05/15
64047	Deutsche Bank AG	HSI R Bull CBBC Oct 2009 J	0.2900	15,800 per 15,000 units	16,600 per 15,000 units	2009/10/29	300,000,000	2009/05/15
64050	Deutsche Bank AG	HSI R Bull CBBC Oct 2009 V	0.2500	16,800 per 12,000 units	17,300 per 12,000 units	2009/10/29	300,000,000	2009/05/15
64038	Deutsche Bank AG	HSI R Bear CBBC Nov 2009 G	0.4000	20,400 per 12,000 units	19,900 per 12,000 units	2009/11/27	300,000,000	2009/05/15
64035	Deutsche Bank AG	HSI R Bear CBBC Nov 2009 O	0.2600	19,000 per 15,000 units	18,200 per 15,000 units	2009/11/27	300,000,000	2009/05/15
64036	Deutsche Bank AG	HSI R Bear CBBC Nov 2009 S	0.3100	19,800 per 15,000 units	19,000 per 15,000 units	2009/11/27	300,000,000	2009/05/15
64037	Deutsche Bank AG	HSI R Bear CBBC Nov 2009 U	0.3600	20,000 per 12,000 units	19,500 per 12,000 units	2009/11/27	300,000,000	2009/05/15
64053	Goldman Sachs SP (Asia)	HSI R Bull CBBC Dec 2009 G	0.2500	16,300 per 15,000 units	16,800 per 15,000 units	2009/12/30	200,000,000	2009/05/15
64021	HK Bank	China Mobile R Bull CBBC Oct 2009 A	0.2500	59.88 per 100 units	63.88 per 100 units	2009/10/28	120,000,000	2009/05/15
64027	HK Bank	China Mobile R Bear CBBC Oct 2009 B	0.2500	88.88 per 100 units	82.88 per 100 units	2009/10/28	120,000,000	2009/05/15
64019	HK Bank	CC Bank R Bull CBBC Dec 2009 C	0.2500	3.7800	4.2800	2009/12/28	120,000,000	2009/05/15
64024	HK Bank	CC Bank R Bear CBBC Dec 2009 D	0.2500	6.1800	5.6800	2009/12/28	120,000,000	2009/05/15
64020	HK Bank	China Life R Bull CBBC Nov 2009 B	0.5500	23.8800	25.3800	2009/11/18	120,000,000	2009/05/15

## Newly listed callable bull/bear contracts (continued)

Code	Issuer	Name of issue	Issue prices (HK\$)	Strike price (HKD) / Strike level per 10 units	Call price (HKD) / Call level per 10 units	Expiry date	No. of issue (units)	Listing date
64025	HK Bank	China Life R Bear CBBC Sep 2009 B	0.4700	33.8800	32.3800	2009/09/18	120,000,000	2009/05/15
64026	HK Bank	China Life R Bear CBBC Sep 2009 C	0.6500	35.6800	33.8800	2009/09/18	120,000,000	2009/05/15
64028	HK Bank	Sinopec Corp R Bear CBBC Dec 2009 A	0.2500	7.8800	7.2800	2009/12/28	120,000,000	2009/05/15
64023	HK Bank	A50 R Bull CBBC Dec 2009 A	0.2800	9.8800	10.6800	2009/12/18	120,000,000	2009/05/15
64030	HK Bank	A50 R Bear CBBC Dec 2009 B	0.2800	14.1800	13.3800	2009/12/18	120,000,000	2009/05/15
64022	HK Bank	HKEx R Bull CBBC Feb 2010 A	0.3300	80.88 per 100 units	88.88 per 100 units	2010/02/18	120,000,000	2009/05/15
64029	HK Bank	HKEx R Bear CBBC Feb 2010 B	0.3100	143.88 per 100 units	133.88 per 100 units	2010/02/18	120,000,000	2009/05/15
64031	HK Bank	HKEx R Bear CBBC Feb 2010 C	0.2500	133.88 per 100 units	123.88 per 100 units	2010/02/18	120,000,000	2009/05/15
64046	KBC Fin Products Int'l Ltd.	HSI R Bull CBBC Nov 2009 O	0.2500	16,500 per 10,000 units	17,300 per 10,000 units	2009/11/27	268,000,000	2009/05/15
64039	KBC Fin Products Int'l Ltd.	HSI R Bull CBBC Dec 2009 O	0.2500	16,500 per 10,000 units	17,000 per 10,000 units	2009/12/30	218,000,000	2009/05/15
64040	KBC Fin Products Int'l Ltd.	HSI R Bear CBBC Jan 2010 E	0.4200	19,700 per 10,000 units	19,200 per 10,000 units	2010/01/28	218,000,000	2009/05/15
64041	KBC Fin Products Int'l Ltd.	HSI R Bear CBBC Feb 2010 C	0.4300	20,200 per 10,000 units	19,700 per 10,000 units	2010/02/25	218,000,000	2009/05/15
64042	KBC Fin Products Int'l Ltd.	HSI R Bear CBBC Feb 2010 D	0.3500	21,000 per 15,000 units	20,400 per 15,000 units	2010/02/25	318,000,000	2009/05/15
64043	KBC Fin Products Int'l Ltd.	HSI R Bear CBBC Feb 2010 E	0.4600	21,300 per 12,000 units	20,500 per 12,000 units	2010/02/25	268,000,000	2009/05/15
64044	KBC Fin Products Int'l Ltd.	HSI R Bear CBBC Mar 2010 A	0.5900	21,500 per 10,000 units	20,700 per 10,000 units	2010/03/30	228,000,000	2009/05/15
64045	KBC Fin Products Int'l Ltd.	HSI R Bear CBBC Mar 2010 B	0.5000	21,600 per 12,000 units	21,000 per 12,000 units	2010/03/30	268,000,000	2009/05/15
64015	SGA Societe Generale Acceptance N.V.	CCHC R Bear CBBC Dec09F	0.2800	11.0000	10.0000	2009/12/09	150,000,000	2009/05/15
64014	SGA Societe Generale Acceptance N.V.	HKEx R Bull CBBC Dec09G	0.2500	90 per 100 units	96 per 100 units	2009/12/09	200,000,000	2009/05/15
64018	SGA Societe Generale Acceptance N.V.	HKEx R Bear CBBC Dec09H	0.3600	148 per 100 units	140 per 100 units	2009/12/09	200,000,000	2009/05/15
64016	SGA Societe Generale Acceptance N.V.	HS Bk R Bear CBBC Dec09A	0.2700	128 per 100 units	120 per 100 units	2009/12/09	100,000,000	2009/05/15
64006	SGA Societe Generale Acceptance N.V.	HSI R Bull CBBC Nov09H	0.2500	15,700 per 12,000 units	16,400 per 12,000 units	2009/11/27	300,000,000	2009/05/15
64007	SGA Societe Generale Acceptance N.V.	HSI R Bull CBBC Nov09N	0.2500	15,900 per 12,000 units	16,600 per 12,000 units	2009/11/27	300,000,000	2009/05/15
64008	SGA Societe Generale Acceptance N.V.	HSI R Bull CBBC Dec09J	0.2500	15,800 per 15,000 units	16,500 per 15,000 units	2009/12/30	300,000,000	2009/05/15
64010	SGA Societe Generale Acceptance N.V.	HSI R Bear CBBC Nov09O	0.2500	19,500 per 12,000 units	18,800 per 12,000 units	2009/11/27	300,000,000	2009/05/15
64009	SGA Societe Generale Acceptance N.V.	HSI R Bear CBBC Nov09R	0.2500	19,300 per 12,000 units	18,600 per 12,000 units	2009/11/27	300,000,000	2009/05/15
64011	SGA Societe Generale Acceptance N.V.	HSI R Bear CBBC Nov09U	0.2500	19,700 per 12,000 units	19,000 per 12,000 units	2009/11/27	300,000,000	2009/05/15
64012	SGA Societe Generale Acceptance N.V.	HSI R Bear CBBC Dec09K	0.2500	19,400 per 15,000 units	18,700 per 15,000 units	2009/12/30	300,000,000	2009/05/15
64013	SGA Societe Generale Acceptance N.V.	HSI R Bear CBBC Dec09L	0.2500	19,600 per 15,000 units	18,900 per 15,000 units	2009/12/30	300,000,000	2009/05/15
64017	SGA Societe Generale Acceptance N.V.	PetCh R Bull CBBC Dec09A	0.2500	6.0000	6.7000	2009/12/09	200,000,000	2009/05/15
64054	UBS AG	China Mobile R Bull CBBC Dec 2009 G	0.2500	66.88 per 100 units	72.88 per 100 units	2009/12/21	300,000,000	2009/05/15
64058	UBS AG	CM Bank R Bull CBBC Jan 2010 F	0.4150	12.8800	14.8800	2010/01/25	200,000,000	2009/05/15
64057	UBS AG	HKEx R Bull CBBC Dec 2009 J	0.2500	100.88 per 100 units	108.88 per 100 units	2009/12/21	300,000,000	2009/05/15
64032	UBS AG	HKEx R Bear CBBC Dec 2009 I	0.2500	121.88 per 100 units	113.88 per 100 units	2009/12/21	300,000,000	2009/05/15
64061	UBS AG	HKEx R Bear CBBC Dec 2009 K	0.2500	126.88 per 100 units	118.88 per 100 units	2009/12/21	300,000,000	2009/05/15
64059	UBS AG	HKEx R Bear CBBC Jan 2010 C	0.4400	161.88 per 100 units	153.88 per 100 units	2010/01/25	300,000,000	2009/05/15
64060	UBS AG	HKEx R Bear CBBC Jan 2010 D	0.3400	151.88 per 100 units	143.88 per 100 units	2010/01/25	300,000,000	2009/05/15
64033	UBS AG	HSI R Bull CBBC Dec 2009 L	0.2500	16,100 per 12,000 units	16,600 per 12,000 units	2009/12/30	300,000,000	2009/05/15
64034	UBS AG	HSI R Bull CBBC Dec 2009 O	0.2500	16,500 per 12,000 units	17,000 per 12,000 units	2009/12/30	300,000,000	2009/05/15
64113	ABN AMRO Bank N.V.	HSI R Bear CBBC Nov 2009 Y	0.2500	17,800 per 13,000 units	17,200 per 13,000 units	2009/11/27	250,000,000	2009/05/18
64114	ABN AMRO Bank N.V.	HSI R Bear CBBC Nov 2009 Z	0.2500	18,100 per 15,000 units	17,500 per 15,000 units	2009/11/27	250,000,000	2009/05/18
64084	Deutsche Bank AG	HSI R Bull CBBC Oct 2009 M	0.2500	17,000 per 12,000 units	17,500 per 12,000 units	2009/10/29	300,000,000	2009/05/18
64083	Deutsche Bank AG	HSI R Bull CBBC Oct 2009 Z	0.2600	16,900 per 12,000 units	17,400 per 12,000 units	2009/10/29	300,000,000	2009/05/18
64085	Deutsche Bank AG	HSI R Bull CBBC Feb 2010 G	0.2800	16,300 per 12,000 units	16,800 per 12,000 units	2010/02/25	300,000,000	2009/05/18

## Newly listed callable bull/bear contracts (continued)

Code	Issuer	Name of issue	Issue prices (HK\$)	Strike price (HKD) / Strike level per 10 units	Call price (HKD) / Call level per 10 units	Expiry date	No. of issue (units)	Listing date
64128	Deutsche Bank AG	HSI R Bear CBBC Oct 2009 I	0.2500	18,000 per 15,000 units	17,200 per 15,000 units	2009/10/29	300,000,000	2009/05/18
64089	Deutsche Bank AG	HSI R Bear CBBC Oct 2009 N	0.2500	20,700 per 40,000 units	19,700 per 40,000 units	2009/10/29	300,000,000	2009/05/18
64129	Deutsche Bank AG	HSI R Bear CBBC Oct 2009 S	0.2700	18,100 per 12,000 units	17,600 per 12,000 units	2009/10/29	300,000,000	2009/05/18
64127	Deutsche Bank AG	HSI R Bear CBBC Oct 2009 T	0.2600	17,800 per 12,000 units	17,300 per 12,000 units	2009/10/29	300,000,000	2009/05/18
64091	Deutsche Bank AG	HSI R Bear CBBC Dec 2009 F	0.3700	20,300 per 12,000 units	19,800 per 12,000 units	2009/12/30	300,000,000	2009/05/18
64090	Deutsche Bank AG	HSI R Bear CBBC Dec 2009 Y	0.3300	19,900 per 12,000 units	19,400 per 12,000 units	2009/12/30	300,000,000	2009/05/18
64092	Deutsche Bank AG	HSI R Bear CBBC Feb 2010 H	0.4000	21,000 per 12,000 units	20,500 per 12,000 units	2010/02/25	300,000,000	2009/05/18
64093	Deutsche Bank AG	HSI R Bear CBBC Feb 2010 I	0.4400	21,400 per 12,000 units	20,900 per 12,000 units	2010/02/25	300,000,000	2009/05/18
64094	Deutsche Bank AG	HSI R Bear CBBC Feb 2010 J	0.2700	21,700 per 40,000 units	20,700 per 40,000 units	2010/02/25	300,000,000	2009/05/18
64095	Deutsche Bank AG	HSI R Bear CBBC Feb 2010 K	0.4700	21,800 per 12,000 units	21,300 per 12,000 units	2010/02/25	300,000,000	2009/05/18
64115	Goldman Sachs SP (Asia)	HSI R Bull CBBC Dec 2009 H	0.2500	14,700 per 18,000 units	15,200 per 18,000 units	2009/12/30	200,000,000	2009/05/18
64116	Goldman Sachs SP (Asia)	HSI R Bull CBBC Dec 2009 I	0.2500	15,000 per 18,000 units	15,500 per 18,000 units	2009/12/30	200,000,000	2009/05/18
64117	Goldman Sachs SP (Asia)	HSI R Bull CBBC Dec 2009 J	0.2500	15,300 per 15,000 units	15,800 per 15,000 units	2009/12/30	200,000,000	2009/05/18
64118	Goldman Sachs SP (Asia)	HSI R Bull CBBC Dec 2009 K	0.2500	15,500 per 15,000 units	16,000 per 15,000 units	2009/12/30	200,000,000	2009/05/18
64119	Goldman Sachs SP (Asia)	HSI R Bull CBBC Jan 2010 A	0.2500	15,900 per 15,000 units	16,400 per 15,000 units	2010/01/28	200,000,000	2009/05/18
64120	Goldman Sachs SP (Asia)	HSI R Bull CBBC Jan 2010 B	0.2500	16,200 per 15,000 units	16,700 per 15,000 units	2010/01/28	200,000,000	2009/05/18
64123	Goldman Sachs SP (Asia)	HSI R Bear CBBC Dec 2009 L	0.2500	18,500 per 15,000 units	18,000 per 15,000 units	2009/12/30	200,000,000	2009/05/18
64124	Goldman Sachs SP (Asia)	HSI R Bear CBBC Dec 2009 M	0.2500	18,700 per 15,000 units	18,200 per 15,000 units	2009/12/30	200,000,000	2009/05/18
64125	Goldman Sachs SP (Asia)	HSI R Bear CBBC Dec 2009 N	0.2500	19,000 per 18,000 units	18,500 per 18,000 units	2009/12/30	200,000,000	2009/05/18
64126	Goldman Sachs SP (Asia)	HSI R Bear CBBC Dec 2009 O	0.2500	19,300 per 18,000 units	18,800 per 18,000 units	2009/12/30	200,000,000	2009/05/18
64121	Goldman Sachs SP (Asia)	HSI R Bear CBBC Jan 2010 C	0.2500	17,800 per 15,000 units	17,300 per 15,000 units	2010/01/28	200,000,000	2009/05/18
64122	Goldman Sachs SP (Asia)	HSI R Bear CBBC Jan 2010 D	0.2500	18,100 per 15,000 units	17,600 per 15,000 units	2010/01/28	200,000,000	2009/05/18
64110	KBC Fin Products Int'l Ltd.	HKEx R Bull CBBC Nov 2009 E	0.2500	101 per 100 units	108 per 100 units	2009/11/10	228,000,000	2009/05/18
64111	KBC Fin Products Int'l Ltd.	HSI R Bear CBBC Sep 2009 T	0.2500	17,900 per 12,000 units	17,400 per 12,000 units	2009/09/29	248,000,000	2009/05/18
64112	KBC Fin Products Int'l Ltd.	HSI R Bear CBBC Oct 2009 K	0.2500	18,200 per 15,000 units	17,600 per 15,000 units	2009/10/29	308,000,000	2009/05/18
64097	KBC Fin Products Int'l Ltd.	HSI R Bear CBBC Apr 2010 A	0.2500	20,800 per 40,000 units	20,200 per 40,000 units	2010/04/29	400,000,000	2009/05/18
64070	Macquarie Bank Ltd.	HSI R Bear CBBC Sep 2009 J	0.2500	18,000 per 10,300 units	17,400 per 10,300 units	2009/09/29	400,000,000	2009/05/18
64071	Macquarie Bank Ltd.	HSI R Bear CBBC Oct 2009 H	0.2500	20,500 per 15,000 units	20,000 per 15,000 units	2009/10/29	400,000,000	2009/05/18
64081	CC Rabobank B.A.	HSI R Bull CBBC Jan 2010 F	0.2500	16,300 per 15,000 units	16,900 per 15,000 units	2010/01/28	150,000,000	2009/05/18
64082	CC Rabobank B.A.	HSI R Bull CBBC Jan 2010 G	0.2500	16,400 per 11,000 units	17,000 per 11,000 units	2010/01/28	150,000,000	2009/05/18
64086	CC Rabobank B.A.	HSI R Bear CBBC Jan 2010 H	0.2500	18,600 per 8,000 units	18,000 per 8,000 units	2010/01/28	150,000,000	2009/05/18
64087	CC Rabobank B.A.	HSI R Bear CBBC Jan 2010 I	0.2500	18,700 per 11,000 units	18,100 per 11,000 units	2010/01/28	150,000,000	2009/05/18
64088	CC Rabobank B.A.	HSI R Bear CBBC Jan 2010 J	0.2500	18,800 per 15,000 units	18,200 per 15,000 units	2010/01/28	150,000,000	2009/05/18
64096	SGA Societe Generale Acceptance NV	CHALCO R Bull CBBC Jan10A	0.2600	5.0000	6.0000	2010/01/20	100,000,000	2009/05/18
64100	SGA Societe Generale Acceptance NV	CHALCO R Bear CBBC Jan10B	0.4000	11.5000	10.0000	2010/01/20	100,000,000	2009/05/18
64072	SGA Societe Generale Acceptance N.V.	CCB R Bear CBBC Jan10A	0.2500	7.5000	6.8000	2010/01/20	200,000,000	2009/05/18
64073	SGA Societe Generale Acceptance N.V.	CShen R Bull CBBC Jan10A	0.5600	19.5000	21.5000	2010/01/20	100,000,000	2009/05/18
64077	SGA Societe Generale Acceptance N.V.	CShen R Bear CBBC Jan10B	0.6100	31.0000	29.0000	2010/01/20	100,000,000	2009/05/18
64076	SGA Societe Generale Acceptance N.V.	HSBC R Bull CBBC Jan10A	0.2500	55 per 100 units	60 per 100 units	2010/01/20	200,000,000	2009/05/18
64074	SGA Societe Generale Acceptance N.V.	HSI R Bull CBBC Oct09Y	0.2500	16,300 per 12,000 units	16,800 per 12,000 units	2009/10/29	300,000,000	2009/05/18
64075	SGA Societe Generale Acceptance N.V.	HSI R Bull CBBC Dec09M	0.2500	16,000 per 15,000 units	16,700 per 15,000 units	2009/12/30	300,000,000	2009/05/18
64078	SGA Societe Generale Acceptance N.V.	HSI R Bear CBBC Oct09C	0.2500	18,700 per 12,000 units	18,200 per 12,000 units	2009/10/29	300,000,000	2009/05/18
64079	SGA Societe Generale Acceptance N.V.	HWL R Bull CBBC Jan10A	0.2500	40 per 100 units	45 per 100 units	2010/01/20	200,000,000	2009/05/18



## Newly listed callable bull/bear contracts (continued)

Code	Issuer	Name of issue	Issue prices (HK\$)	Strike price (HKD) / Strike level per 10 units	Call price (HKD) / Call level per 10 units	Expiry date	No. of issue (units)	Listing date
64108	UBS AG	HKEx R Bear CBBC Jan 2010 E	0.3300	156.88 per 100 units	148.88 per 100 units	2010/01/25	300,000,000	2009/05/18
64098	UBS AG	HSI R Bull CBBC Oct 2009 M	0.2500	16,200 per 10,000 units	16,700 per 10,000 units	2009/10/29	300,000,000	2009/05/18
64099	UBS AG	HSI R Bull CBBC Oct 2009 N	0.2500	16,800 per 10,000 units	17,300 per 10,000 units	2009/10/29	300,000,000	2009/05/18
64101	UBS AG	HSI R Bull CBBC Oct 2009 V	0.2500	17,100 per 12,000 units	17,600 per 12,000 units	2009/10/29	300,000,000	2009/05/18
64103	UBS AG	HSI R Bull CBBC Jan 2010 F	0.2500	15,700 per 15,000 units	16,200 per 15,000 units	2010/01/28	400,000,000	2009/05/18
64102	UBS AG	HSI R Bull CBBC Jan 2010 Z	0.2500	15,300 per 38,000 units	16,300 per 38,000 units	2010/01/28	400,000,000	2009/05/18
64080	UBS AG	HSI R Bear CBBC Oct 2009 Q	0.2500	17,900 per 12,000 units	17,400 per 12,000 units	2009/10/29	300,000,000	2009/05/18
64109	UBS AG	HSI R Bear CBBC Oct 2009 W	0.2500	17,600 per 10,000 units	17,100 per 10,000 units	2009/10/29	300,000,000	2009/05/18
64104	UBS AG	HSI R Bear CBBC Nov 2009 K	0.2500	19,200 per 10,000 units	18,700 per 10,000 units	2009/11/27	300,000,000	2009/05/18
64107	UBS AG	HSI R Bear CBBC Jan 2010 Y	0.2750	20,400 per 10,000 units	19,900 per 10,000 units	2010/01/28	300,000,000	2009/05/18
64105	UBS AG	HSI R Bear CBBC Apr 2010 G	0.3350	21,000 per 10,000 units	20,500 per 10,000 units	2010/04/29	300,000,000	2009/05/18
64106	UBS AG	HSI R Bear CBBC Apr 2010 H	0.3750	21,400 per 10,000 units	20,900 per 10,000 units	2010/04/29	300,000,000	2009/05/18
64142	BNP Paribas Arbit Issu B.V.	HKEx R Bull CBBC Jan 2010 A	0.2500	88 per 100 units	96 per 100 units	2010/01/28	100,000,000	2009/05/19
64145	Deutsche Bank AG	HKEx R Bear CBBC Nov 2009 A	0.2800	127.18 per 100 units	120.18 per 100 units	2009/11/02	150,000,000	2009/05/19
64136	Deutsche Bank AG	HSI R Bear CBBC Dec 2009 U	0.2800	17,900 per 12,000 units	17,400 per 12,000 units	2009/12/30	300,000,000	2009/05/19
64135	Deutsche Bank AG	HSI R Bear CBBC Dec 2009 Z	0.2500	17,600 per 12,000 units	17,100 per 12,000 units	2009/12/30	300,000,000	2009/05/19
64137	Deutsche Bank AG	HSI R Bear CBBC Jan 2010 M	0.3000	18,000 per 12,000 units	17,500 per 12,000 units	2010/01/28	300,000,000	2009/05/19
64143	Goldman Sachs SP (Asia)	HSI R Bear CBBC Jan 2010 E	0.2500	17,900 per 15,000 units	17,400 per 15,000 units	2010/01/28	200,000,000	2009/05/19
64146	KBC Fin Products Int'l Ltd.	HSI R Bear CBBC Jan 2010 F	0.2500	21,700 per 35,000 units	20,900 per 35,000 units	2010/01/28	400,000,000	2009/05/19
64132	CC Rabobank B.A.	HSI R Bull CBBC Jan 2010 K	0.2500	16,000 per 15,000 units	16,600 per 15,000 units	2010/01/28	150,000,000	2009/05/19
64133	CC Rabobank B.A.	HSI R Bull CBBC Jan 2010 L	0.2500	16,100 per 11,000 units	16,700 per 11,000 units	2010/01/28	150,000,000	2009/05/19
64134	CC Rabobank B.A.	HSI R Bull CBBC Jan 2010 M	0.2500	16,200 per 8,000 units	16,800 per 8,000 units	2010/01/28	150,000,000	2009/05/19
64138	CC Rabobank B.A.	HSI R Bear CBBC Jan 2010 N	0.2500	18,900 per 8,000 units	18,300 per 8,000 units	2010/01/28	150,000,000	2009/05/19
64139	CC Rabobank B.A.	HSI R Bear CBBC Jan 2010 O	0.2500	19,000 per 11,000 units	18,400 per 11,000 units	2010/01/28	150,000,000	2009/05/19
64130	SGA Societe Generale Acceptance N.V.	CMob R Bull CBBC Dec09D	0.2500	63 per 100 units	66 per 100 units	2009/12/23	200,000,000	2009/05/19
64131	SGA Societe Generale Acceptance N.V.	HSI R Bear CBBC Dec09N	0.2500	18,200 per 15,000 units	17,500 per 15,000 units	2009/12/30	300,000,000	2009/05/19
64140	UBS AG	HSI R Bull CBBC Oct 2009 X	0.2500	16,600 per 10,000 units	17,100 per 10,000 units	2009/10/29	300,000,000	2009/05/19
64141	UBS AG	HSI R Bull CBBC Nov 2009 H	0.2500	15,500 per 12,000 units	16,000 per 12,000 units	2009/11/27	300,000,000	2009/05/19
64144	UBS AG	HSI R Bear CBBC Oct 2009 D	0.2500	17,800 per 10,000 units	17,300 per 10,000 units	2009/10/29	300,000,000	2009/05/19
64163	BNP Paribas Arbit Issu B.V.	A50 Ch R Bull CBBC Jan 2010 A	0.2500	10.0800	11.0800	2010/01/29	100,000,000	2009/05/20
64162	BNP Paribas Arbit Issu B.V.	HSBC R Bull CBBC Jan 2010 A	0.2500	52 per 100 units	58 per 100 units	2010/01/29	100,000,000	2009/05/20
64159	Deutsche Bank AG	China Life R Bear CBBC Nov 2009 A	0.3500	30.1800	29.1800	2009/11/02	150,000,000	2009/05/20
64150	Deutsche Bank AG	CNOOC R Bear CBBC Nov 2009 B	0.4000	13.9800	13.1800	2009/11/16	150,000,000	2009/05/20
64160	Deutsche Bank AG	A50 China R Bull CBBC Nov 2009 A	0.2500	10.3800	11.1800	2009/11/02	150,000,000	2009/05/20
64161	Deutsche Bank AG	Petrochina R Bull CBBC Nov 2009 A	0.2500	6.3800	7.1800	2009/11/02	150,000,000	2009/05/20
64153	KBC Fin Products Int'l Ltd.	HKEx R Bear CBBC Nov 2009 F	0.5100	157.88 per 100 units	150.88 per 100 units	2009/11/02	188,000,000	2009/05/20
64154	KBC Fin Products Int'l Ltd.	HKEx R Bear CBBC Dec 2009 B	0.4200	149 per 100 units	142 per 100 units	2009/12/01	188,000,000	2009/05/20
64155	KBC Fin Products Int'l Ltd.	HKEx R Bear CBBC Dec 2009 C	0.5900	164.88 per 100 units	156.88 per 100 units	2009/12/18	168,000,000	2009/05/20
64156	KBC Fin Products Int'l Ltd.	HSBC R Bear CBBC Nov 2009 E	0.2500	80 per 100 units	75 per 100 units	2009/11/05	148,000,000	2009/05/20
64157	KBC Fin Products Int'l Ltd.	HSBC R Bear CBBC Dec 2009 E	0.2500	85 per 100 units	80 per 100 units	2009/12/01	148,000,000	2009/05/20
64158	KBC Fin Products Int'l Ltd.	HSBC R Bear CBBC Jan 2010 A	0.3000	91 per 100 units	86 per 100 units	2010/01/08	148,000,000	2009/05/20
64147	SGA Societe Generale Acceptance N.V.	BOCom R Bull CBBC Jan10A	0.2500	5.2000	5.8000	2010/01/20	150,000,000	2009/05/20
64151	SGA Societe Generale Acceptance N.V.	BOCom R Bear CBBC Jan10B	0.2500	9.5000	8.8000	2010/01/20	150,000,000	2009/05/20

## Newly listed callable bull/bear contracts (continued)

Code	Issuer	Name of issue	Issue prices (HK\$)	Strike price (HKD) / Strike level per 10 units	Call price (HKD) / Call level per 10 units	Expiry date	No. of issue (units)	Listing date
64148	SGA Societe Generale Acceptance N.V	CCoal R Bull CBBC Jan10A	0.2500	6.0000	7.0000	2010/01/13	100,000,000	2009/05/20
64152	SGA Societe Generale Acceptance N.V	CCoal R Bear CBBC Jan10B	0.2800	11.0000	10.0000	2010/01/13	100,000,000	2009/05/20
64149	SGA Societe Generale Acceptance N.V	PetCh R Bear CBBC Jan10A	0.2500	10.5000	9.8000	2010/01/13	200,000,000	2009/05/20
64164	UBS AG	China Life R Bear CBBC Dec 2009 E	0.2500	29.8800	28.8800	2009/12/21	300,000,000	2009/05/20
64165	UBS AG	CNOOC R Bull CBBC Dec 2009 I	0.2500	8.3800	9.3800	2009/12/21	200,000,000	2009/05/20
64168	UBS AG	A50 China R Bear CBBC Jan 2010 C	0.4250	16.1800	15.3800	2010/01/25	300,000,000	2009/05/20
64169	UBS AG	HSI R Bull CBBC Oct 2009 P	0.2500	16,400 per 10,000 units	16,900 per 10,000 units	2009/10/29	300,000,000	2009/05/20
64170	UBS AG	HSI R Bear CBBC Nov 2009 J	0.2500	18,100 per 12,000 units	17,600 per 12,000 units	2009/11/27	300,000,000	2009/05/20
64171	UBS AG	HSI R Bear CBBC Feb 2010 R	0.2500	19,800 per 15,000 units	19,300 per 15,000 units	2010/02/25	400,000,000	2009/05/20
64172	UBS AG	HSI R Bear CBBC Feb 2010 S	0.2500	18,800 per 15,000 units	18,300 per 15,000 units	2010/02/25	400,000,000	2009/05/20
64166	UBS AG	Petrochina R Bull CBBC Dec 2009 E	0.2500	7.0800	7.8800	2009/12/21	200,000,000	2009/05/20
64167	UBS AG	Petrochina R Bear CBBC Jan 2010 C	0.2800	11.1800	10.3800	2010/01/25	200,000,000	2009/05/20
64193	Deutsche Bank AG	China Life R Bear CBBC Nov 2009 B	0.3000	29.1800	28.1800	2009/11/02	150,000,000	2009/05/21
64194	Deutsche Bank AG	HKEx R Bear CBBC Nov 2009 B	0.2500	117.18 per 100 units	110.18 per 100 units	2009/11/02	150,000,000	2009/05/21
64174	Deutsche Bank AG	HSI R Bear CBBC Jan 2010 A	0.2500	17,200 per 12,000 units	16,700 per 12,000 units	2010/01/28	300,000,000	2009/05/21
64175	Deutsche Bank AG	HSI R Bear CBBC Jan 2010 E	0.2500	17,400 per 15,000 units	16,600 per 15,000 units	2010/01/28	300,000,000	2009/05/21
64176	Deutsche Bank AG	HSI R Bear CBBC Jan 2010 J	0.2700	17,800 per 15,000 units	17,000 per 15,000 units	2010/01/28	300,000,000	2009/05/21
64195	Goldman Sachs SP (Asia)	HSI R Bull CBBC Jan 2010 F	0.2500	14,100 per 15,000 units	14,600 per 15,000 units	2010/01/28	200,000,000	2009/05/21
64196	Goldman Sachs SP (Asia)	HSI R Bull CBBC Jan 2010 G	0.2500	14,400 per 15,000 units	14,900 per 15,000 units	2010/01/28	200,000,000	2009/05/21
64200	Goldman Sachs SP (Asia)	HSI R Bear CBBC Jan 2010 H	0.2500	17,300 per 15,000 units	16,800 per 15,000 units	2010/01/28	200,000,000	2009/05/21
64201	Goldman Sachs SP (Asia)	HSI R Bear CBBC Jan 2010 I	0.2500	17,500 per 15,000 units	17,000 per 15,000 units	2010/01/28	200,000,000	2009/05/21
64177	KBC Fin Products Int'l Ltd.	HSI R Bull CBBC Oct 2009 O	0.2500	16,300 per 10,000 units	16,900 per 10,000 units	2009/10/29	208,000,000	2009/05/21
64178	KBC Fin Products Int'l Ltd.	HSI R Bull CBBC Nov 2009 R	0.2500	15,900 per 12,000 units	16,700 per 12,000 units	2009/11/27	248,000,000	2009/05/21
64185	KBC Fin Products Int'l Ltd.	HSI R Bear CBBC Dec 2009 P	0.2500	17,400 per 20,000 units	16,800 per 20,000 units	2009/12/30	400,000,000	2009/05/21
64179	SGA Societe Generale Acceptance NV	CHALCO R Bear CBBC Jan10C	0.3600	10.5000	9.0000	2010/01/20	100,000,000	2009/05/21
64180	SGA Societe Generale Acceptance N.V.	BOCL R Bull CBBC Jan10A	0.2500	2.0000	2.3000	2010/01/20	200,000,000	2009/05/21
64182	SGA Societe Generale Acceptance N.V.	CTel R Bear CBBC Jan10A	0.2500	4.5000	4.2000	2010/01/20	200,000,000	2009/05/21
64181	SGA Societe Generale Acceptance N.V	CLife R Bear CBBC Jan10A	0.3200	30.5000	29.7000	2010/01/20	100,000,000	2009/05/21
64183	SGA Societe Generale Acceptance NV	JiangC R Bull CBBC Jan10A	0.3400	7.5000	8.5000	2010/01/20	100,000,000	2009/05/21
64184	SGA Societe Generale Acceptance N.V.	TCH R Bear CBBC Jan10A	0.3100	110 per 100 units	98 per 100 units	2010/01/20	100,000,000	2009/05/21
64187	UBS AG	China Mobile R Bear CBBC Dec 2009 H	0.2500	80.88 per 100 units	74.88 per 100 units	2009/12/21	300,000,000	2009/05/21
64186	UBS AG	CC Bank R Bear CBBC Dec 2009 F	0.2500	5.4800	4.8800	2009/12/14	200,000,000	2009/05/21
64188	UBS AG	HKEx R Bear CBBC Dec 2009 L	0.2500	111.88 per 100 units	103.88 per 100 units	2009/12/21	300,000,000	2009/05/21
64189	UBS AG	HSCEI R Bear CBBC Dec 2009 A	0.2500	10,400 per 7,000 units	9,700 per 7,000 units	2009/12/30	300,000,000	2009/05/21
64173	UBS AG	HSI R Bull CBBC Oct 2009 Y	0.2500	16,300 per 12,000 units	16,800 per 12,000 units	2009/10/29	300,000,000	2009/05/21
64190	UBS AG	HSI R Bear CBBC Oct 2009 F	0.2500	17,100 per 12,000 units	16,600 per 12,000 units	2009/10/29	300,000,000	2009/05/21
64191	UBS AG	HSI R Bear CBBC Oct 2009 I	0.2500	17,500 per 12,000 units	17,000 per 12,000 units	2009/10/29	300,000,000	2009/05/21
64192	UBS AG	HSI R Bear CBBC Dec 2009 Q	0.2500	18,000 per 10,000 units	17,500 per 10,000 units	2009/12/30	300,000,000	2009/05/21
64211	ABN AMRO Bank N.V.	HSI R Bear CBBC Nov 2009 N	0.2500	17,500 per 13,000 units	16,900 per 13,000 units	2009/11/27	250,000,000	2009/05/22
64212	ABN AMRO Bank N.V.	HSI R Bear CBBC Nov 2009 O	0.2500	17,900 per 10,000 units	17,300 per 10,000 units	2009/11/27	250,000,000	2009/05/22
64198	BNP Paribas Arbit Issu B.V.	HSI R Bear CBBC Dec 2009 E	0.2500	18,000 per 12,000 units	17,200 per 12,000 units	2009/12/30	300,000,000	2009/05/22
64199	BNP Paribas Arbit Issu B.V.	HSI R Bear CBBC Dec 2009 G	0.2500	18,200 per 16,000 units	17,400 per 16,000 units	2009/12/30	300,000,000	2009/05/22
64202	BNP Paribas Arbit Issu B.V.	HSI R Bear CBBC Dec 2009 I	0.2500	18,400 per 14,000 units	17,600 per 14,000 units	2009/12/30	300,000,000	2009/05/22

## Newly listed callable bull/bear contracts (continued)

Code	Issuer	Name of issue	Issue prices (HK\$)	Strike price (HKD) / Strike level per 10 units	Call price (HKD) / Call level per 10 units	Expiry date	No. of issue (units)	Listing date
64204	Deutsche Bank AG	HSI R Bull CBBC Nov 2009 P	0.2500	16,200 per 12,000 units	16,700 per 12,000 units	2009/11/27	300,000,000	2009/05/22
64205	Deutsche Bank AG	HSI R Bull CBBC Dec 2009 W	0.2700	16,000 per 12,000 units	16,500 per 12,000 units	2009/12/30	300,000,000	2009/05/22
64213	Deutsche Bank AG	HSI R Bear CBBC Oct 2009 O	0.2600	17,400 per 12,000 units	16,900 per 12,000 units	2009/10/29	300,000,000	2009/05/22
64206	Deutsche Bank AG	HSI R Bear CBBC Jan 2010 O	0.2600	18,500 per 12,000 units	18,000 per 12,000 units	2010/01/28	300,000,000	2009/05/22
64207	Deutsche Bank AG	HSI R Bear CBBC Jan 2010 Q	0.2800	18,700 per 12,000 units	18,200 per 12,000 units	2010/01/28	300,000,000	2009/05/22
64214	Deutsche Bank AG	HSI R Bear CBBC Feb 2010 L	0.3500	20,000 per 15,000 units	19,200 per 15,000 units	2010/02/25	300,000,000	2009/05/22
64215	Deutsche Bank AG	HSI R Bear CBBC Feb 2010 M	0.3600	20,400 per 15,000 units	19,600 per 15,000 units	2010/02/25	300,000,000	2009/05/22
64216	Deutsche Bank AG	HSI R Bear CBBC Feb 2010 N	0.4400	20,500 per 12,000 units	20,000 per 12,000 units	2010/02/25	300,000,000	2009/05/22
64203	SGA Societe Generale Acceptance N.V.	HKEx R Bear CBBC Jan10A	0.2500	120 per 100 units	114 per 100 units	2010/01/13	200,000,000	2009/05/22
64208	UBS AG	HKEx R Bear CBBC Dec 2009 M	0.2500	116.88 per 100 units	108.88 per 100 units	2009/12/21	300,000,000	2009/05/22
64209	UBS AG	HSI R Bull CBBC Oct 2009 G	0.2500	15,300 per 12,000 units	15,800 per 12,000 units	2009/10/29	300,000,000	2009/05/22
64210	UBS AG	HSI R Bull CBBC Oct 2009 O	0.2500	16,000 per 10,000 units	16,500 per 10,000 units	2009/10/29	300,000,000	2009/05/22
64197	UBS AG	HSI R Bear CBBC Oct 2009 U	0.2500	17,200 per 10,000 units	16,700 per 10,000 units	2009/10/29	300,000,000	2009/05/22
64221	BNP Paribas Arbit Issu B.V.	HSI R Bear CBBC Feb 2010 C	0.2500	17,200 per 12,000 units	16,600 per 12,000 units	2010/02/25	300,000,000	2009/05/25
64222	BNP Paribas Arbit Issu B.V.	HSI R Bear CBBC Feb 2010 D	0.2500	17,800 per 14,000 units	17,000 per 14,000 units	2010/02/25	300,000,000	2009/05/25
64223	BNP Paribas Arbit Issu B.V.	HSI R Bear CBBC Mar 2010 B	0.2500	17,800 per 20,000 units	16,800 per 20,000 units	2010/03/30	300,000,000	2009/05/25
64226	Deutsche Bank AG	HSI R Bull CBBC Oct 2009 A	0.2500	15,900 per 12,000 units	16,400 per 12,000 units	2009/10/29	300,000,000	2009/05/25
64233	Deutsche Bank AG	HSI R Bull CBBC Oct 2009 K	0.2500	16,300 per 12,000 units	16,800 per 12,000 units	2009/10/29	300,000,000	2009/05/25
64234	Deutsche Bank AG	HSI R Bull CBBC Oct 2009 L	0.2700	16,400 per 12,000 units	16,900 per 12,000 units	2009/10/29	300,000,000	2009/05/25
64230	Deutsche Bank AG	HSI R Bear CBBC Oct 2009 P	0.2600	17,300 per 12,000 units	16,800 per 12,000 units	2009/10/29	300,000,000	2009/05/25
64235	Goldman Sachs SP (Asia)	HSI R Bull CBBC Jan 2010 J	0.2500	15,900 per 15,000 units	16,400 per 15,000 units	2010/01/28	200,000,000	2009/05/25
64236	Goldman Sachs SP (Asia)	HSI R Bull CBBC Jan 2010 K	0.2500	16,100 per 15,000 units	16,600 per 15,000 units	2010/01/28	200,000,000	2009/05/25
64237	Goldman Sachs SP (Asia)	HSI R Bull CBBC Jan 2010 L	0.2500	16,300 per 15,000 units	16,800 per 15,000 units	2010/01/28	200,000,000	2009/05/25
64231	KBC Fin Products Int'l Ltd.	HKEx R Bull CBBC Oct 2009 L	0.2500	93.88 per 100 units	100.88 per 100 units	2009/10/15	188,000,000	2009/05/25
64229	KBC Fin Products Int'l Ltd.	HSI R Bull CBBC Oct 2009 P	0.2500	16,000 per 10,000 units	16,500 per 10,000 units	2009/10/29	208,000,000	2009/05/25
64218	CC Rabobank B.A.	HSI R Bull CBBC Feb 2010 C	0.2500	14,900 per 11,000 units	15,500 per 11,000 units	2010/02/25	100,000,000	2009/05/25
64219	CC Rabobank B.A.	HSI R Bull CBBC Feb 2010 D	0.2500	15,000 per 8,000 units	15,600 per 8,000 units	2010/02/25	100,000,000	2009/05/25
64220	CC Rabobank B.A.	HSI R Bull CBBC Feb 2010 E	0.2500	15,100 per 15,000 units	15,700 per 15,000 units	2010/02/25	100,000,000	2009/05/25
64224	CC Rabobank B.A.	HSI R Bear CBBC Feb 2010 F	0.2500	18,000 per 8,000 units	17,400 per 8,000 units	2010/02/25	100,000,000	2009/05/25
64225	CC Rabobank B.A.	HSI R Bear CBBC Feb 2010 G	0.2500	18,100 per 11,000 units	17,500 per 11,000 units	2010/02/25	100,000,000	2009/05/25
64228	SGA Societe Generale Acceptance N.V.	CMB R Bull CBBC Jan 10A	0.4200	10.0000	11.5000	2010/01/20	100,000,000	2009/05/25
64232	SGA Societe Generale Acceptance N.V.	CMB R Bear CBBC Jan 10B	0.4000	18.0000	16.5000	2010/01/20	100,000,000	2009/05/25
64217	UBS AG	HSI R Bull CBBC Oct 2009 C	0.2500	16,200 per 10,000 units	16,700 per 10,000 units	2009/10/29	300,000,000	2009/05/25
64227	UBS AG	HSI R Bear CBBC Dec 2009 T	0.2500	17,300 per 12,000 units	16,800 per 12,000 units	2009/12/30	300,000,000	2009/05/25
64239	ABN AMRO Bank N.V.	China Mobile R Bull CBBC Dec 2009 A	0.2500	58.80 per 100 units	66.80 per 100 units	2009/12/10	80,000,000	2009/05/26
64243	ABN AMRO Bank N.V.	China Mobile R Bear CBBC Dec 2009 B	0.2500	92.80 per 100 units	84.80 per 100 units	2009/12/10	80,000,000	2009/05/26
64238	ABN AMRO Bank N.V.	Ch Life R Bull CBBC Dec 2009 A	0.4090	24.3000	25.8000	2009/12/10	80,000,000	2009/05/26
64242	ABN AMRO Bank N.V.	Ch Life R Bear CBBC Dec 2009 B	0.6290	32.8000	31.3000	2009/12/10	80,000,000	2009/05/26
64240	ABN AMRO Bank N.V.	HSBC R Bull CBBC Dec 2009 A	0.2500	51.80 per 100 units	59.80 per 100 units	2009/12/10	80,000,000	2009/05/26
64244	ABN AMRO Bank N.V.	HSBC R Bear CBBC Dec 2009 B	0.2500	80.80 per 100 units	72.80 per 100 units	2009/12/10	80,000,000	2009/05/26
64268	ABN AMRO Bank N.V.	HSI R Bull CBBC Nov 2009 M	0.2500	15,900 per 14,000 units	16,500 per 14,000 units	2009/11/27	250,000,000	2009/05/26
64269	ABN AMRO Bank N.V.	HSI R Bull CBBC Nov 2009 Y	0.2500	16,300 per 10,000 units	16,900 per 10,000 units	2009/11/27	250,000,000	2009/05/26
64270	BNP Paribas Arbit Issu B.V.	HSI R Bull CBBC Jan 2010 H	0.2500	16,000 per 14,000 units	16,600 per 14,000 units	2010/01/28	300,000,000	2009/05/26

## Newly listed callable bull/bear contracts (continued)

Code	Issuer	Name of issue	Issue prices (HK\$)	Strike price (HKD) / Strike level per 10 units	Call price (HKD) / Call level per 10 units	Expiry date	No. of issue (units)	Listing date
64271	BNP Paribas Arbit Issu B.V.	HSI R Bull CBBC Jan 2010 I	0.2500	16,600 per 12,000 units	17,400 per 12,000 units	2010/01/28	300,000,000	2009/05/26
64272	BNP Paribas Arbit Issu B.V.	HSI R Bull CBBC Feb 2010 E	0.2500	16,000 per 20,000 units	17,000 per 20,000 units	2010/02/25	300,000,000	2009/05/26
64273	Deutsche Bank AG	China Life R Bull CBBC Nov 2009 C	0.3200	26.1800	27.1800	2009/11/02	150,000,000	2009/05/26
64276	Deutsche Bank AG	HKEEx R Bull CBBC Nov 2009 C	0.2500	93.18 per 100 units	100.18 per 100 units	2009/11/02	150,000,000	2009/05/26
64274	Deutsche Bank AG	HSBC R Bull CBBC Nov 2009 A	0.2700	44.88 per 100 units	50.88 per 100 units	2009/11/02	150,000,000	2009/05/26
64275	Deutsche Bank AG	HSBC R Bear CBBC Nov 2009 B	0.2500	86.88 per 100 units	80.88 per 100 units	2009/11/02	150,000,000	2009/05/26
64249	Deutsche Bank AG	HSI R Bull CBBC Jan 2010 D	0.2900	16,600 per 12,000 units	17,100 per 12,000 units	2010/01/28	300,000,000	2009/05/26
64252	Deutsche Bank AG	HSI R Bull CBBC Jan 2010 I	0.2700	16,800 per 12,000 units	17,300 per 12,000 units	2010/01/28	300,000,000	2009/05/26
64253	Deutsche Bank AG	HSI R Bull CBBC Jan 2010 L	0.2500	17,000 per 12,000 units	17,500 per 12,000 units	2010/01/28	300,000,000	2009/05/26
64254	Deutsche Bank AG	HSI R Bear CBBC Jan 2010 M	0.2500	19,100 per 12,000 units	18,600 per 12,000 units	2010/01/28	300,000,000	2009/05/26
64255	Deutsche Bank AG	HSI R Bear CBBC Feb 2010 O	0.4200	20,800 per 12,000 units	20,300 per 12,000 units	2010/02/25	300,000,000	2009/05/26
64256	Deutsche Bank AG	HSI R Bear CBBC Feb 2010 P	0.4700	21,200 per 12,000 units	20,700 per 12,000 units	2010/02/25	300,000,000	2009/05/26
64277	Goldman Sachs SP (Asia)	HSI R Bull CBBC Jan 2010 M	0.2500	16,500 per 15,000 units	17,000 per 15,000 units	2010/01/28	200,000,000	2009/05/26
64278	Goldman Sachs SP (Asia)	HSI R Bull CBBC Jan 2010 N	0.2500	16,700 per 15,000 units	17,200 per 15,000 units	2010/01/28	200,000,000	2009/05/26
64282	Goldman Sachs SP (Asia)	HSI R Bear CBBC Jan 2010 O	0.2500	19,700 per 18,000 units	19,200 per 18,000 units	2010/01/28	200,000,000	2009/05/26
64283	Goldman Sachs SP (Asia)	HSI R Bear CBBC Jan 2010 P	0.2500	19,900 per 18,000 units	19,400 per 18,000 units	2010/01/28	200,000,000	2009/05/26
64247	KBC Fin Products Int'l Ltd.	HSI R Bull CBBC Sep 2009 B	0.2500	16,600 per 12,000 units	17,100 per 12,000 units	2009/09/29	248,000,000	2009/05/26
64248	KBC Fin Products Int'l Ltd.	HSI R Bull CBBC Sep 2009 Z	0.2500	17,000 per 10,000 units	17,500 per 10,000 units	2009/09/29	208,000,000	2009/05/26
64246	KBC Fin Products Int'l Ltd.	HSI R Bull CBBC Oct 2009 M	0.2500	16,500 per 15,000 units	17,300 per 15,000 units	2009/10/29	308,000,000	2009/05/26
64251	KBC Fin Products Int'l Ltd.	HSI R Bear CBBC Oct 2009 L	0.2900	19,500 per 10,000 units	18,900 per 10,000 units	2009/10/29	208,000,000	2009/05/26
64250	KBC Fin Products Int'l Ltd.	HSI R Bear CBBC Oct 2009 Z	0.2600	20,400 per 15,000 units	19,600 per 15,000 units	2009/10/29	308,000,000	2009/05/26
64260	UBS AG	China Life R Bull CBBC Jan 2010 B	0.2500	25.8800	26.8800	2010/01/25	300,000,000	2009/05/26
64241	UBS AG	CM Bank R Bull CBBC Jan 2010 G	0.2600	11.8800	13.8800	2010/01/25	200,000,000	2009/05/26
64261	UBS AG	CM Bank R Bear CBBC Jan 2010 H	0.5800	20.8800	18.8800	2010/01/25	200,000,000	2009/05/26
64263	UBS AG	CNOOC R Bear CBBC Jan 2010 C	0.3550	13.8800	12.8800	2010/01/25	200,000,000	2009/05/26
64262	UBS AG	Sinopec Corp R Bull CBBC Jan 2010 B	0.2500	5.0800	5.8800	2010/01/25	200,000,000	2009/05/26
64264	UBS AG	HKEEx R Bull CBBC Jan 2010 F	0.2500	100.88 per 100 units	108.88 per 100 units	2010/01/25	300,000,000	2009/05/26
64265	UBS AG	HSBC R Bull CBBC Jan 2010 A	0.2500	57.88 per 100 units	63.88 per 100 units	2010/01/25	300,000,000	2009/05/26
64257	UBS AG	HSCEI R Bull CBBC Dec 2009 B	0.2500	8,800 per 7,000 units	9,500 per 7,000 units	2009/12/30	200,000,000	2009/05/26
64258	UBS AG	HSI R Bull CBBC Oct 2009 K	0.2500	16,500 per 12,000 units	17,000 per 12,000 units	2009/10/29	300,000,000	2009/05/26
64259	UBS AG	HSI R Bull CBBC Oct 2009 S	0.2500	17,000 per 10,000 units	17,500 per 10,000 units	2009/10/29	300,000,000	2009/05/26
64245	UBS AG	HSI R Bear CBBC Oct 2009 H	0.2500	17,600 per 10,000 units	17,100 per 10,000 units	2009/10/29	300,000,000	2009/05/26
64266	UBS AG	ICBC R Bear CBBC Jan 2010 F	0.2500	6.9800	6.3800	2010/01/25	200,000,000	2009/05/26
64267	UBS AG	Petrochina R Bear CBBC Jan 2010 D	0.3200	11.6800	10.8800	2010/01/25	200,000,000	2009/05/26
64304	KBC Fin Products Int'l Ltd.	HSI R Bear CBBC Nov 2009 V	0.2500	18,000 per 10,000 units	17,500 per 10,000 units	2009/11/27	208,000,000	2009/05/27
64279	Macquarie Bank Ltd.	HSI R Bull CBBC Nov 2009 H	0.2500	16,200 per 14,300 units	16,800 per 14,300 units	2009/11/27	400,000,000	2009/05/27
64302	CC Rabobank B.A.	A50 China R Bull CBBC Feb 2010 A	0.2500	10.4800	11.2800	2010/02/25	120,000,000	2009/05/27
64303	CC Rabobank B.A.	A50 China R Bull CBBC Feb 2010 B	0.2500	9.9800	10.7800	2010/02/25	120,000,000	2009/05/27
64307	CC Rabobank B.A.	A50 China R Bear CBBC Feb 2010 C	0.2800	14.5800	13.7800	2010/02/25	120,000,000	2009/05/27
64308	CC Rabobank B.A.	A50 China R Bear CBBC Feb 2010 D	0.2500	14.0800	13.2800	2010/02/25	120,000,000	2009/05/27
64289	SGA Societe Generale Acceptance N.V.	CUuni R Bear CBBC Jan10A	0.3700	13.0000	11.5000	2010/01/20	100,000,000	2009/05/27
64287	SGA Societe Generale Acceptance N.V.	CCHC R Bull CBBC Jan10A	0.2900	6.5000	7.5000	2010/01/13	100,000,000	2009/05/27
64291	SGA Societe Generale Acceptance N.V.	CCHC R Bear CBBC Jan10B	0.3200	12.5000	11.5000	2010/01/13	100,000,000	2009/05/27

## Newly listed callable bull/bear contracts (continued)

Code	Issuer	Name of issue	Issue prices (HK\$)	Strike price (HKD) / Strike level per 10 units	Call price (HKD) / Call level per 10 units	Expiry date	No. of issue (units)	Listing date
64288	SGA Societe Generale Acceptance N.V.	CMB R Bear CBBC Jan10C	0.4900	19.8000	18.3000	2010/01/20	100,000,000	2009/05/27
64290	SGA Societe Generale Acceptance N.V.	HKEx R Bull CBBC Jan10B	0.2500	96 per 100 units	102 per 100 units	2010/01/13	200,000,000	2009/05/27
64281	SGA Societe Generale Acceptance N.V.	HSI R Bull CBBC Nov09H	0.2500	16,500 per 12,000 units	17,100 per 12,000 units	2009/11/27	300,000,000	2009/05/27
64280	SGA Societe Generale Acceptance N.V.	HSI R Bull CBBC Nov09Z	0.2500	16,300 per 12,000 units	16,900 per 12,000 units	2009/11/27	300,000,000	2009/05/27
64285	SGA Societe Generale Acceptance N.V.	HSI R Bear CBBC Nov09D	0.3000	20,000 per 12,000 units	19,400 per 12,000 units	2009/11/27	300,000,000	2009/05/27
64286	SGA Societe Generale Acceptance N.V.	HSI R Bear CBBC Nov09J	0.3250	20,200 per 12,000 units	19,600 per 12,000 units	2009/11/27	300,000,000	2009/05/27
64284	SGA Societe Generale Acceptance N.V.	HSI R Bear CBBC Nov09N	0.3000	19,800 per 12,000 units	19,200 per 12,000 units	2009/11/27	300,000,000	2009/05/27
64292	SGA Societe Generale Acceptance NV	JiangC R Bear CBBC Jan10B	0.4000	16.0000	14.2000	2010/01/20	100,000,000	2009/05/27
64293	SGA Societe Generale Acceptance N.V	PetCh R Bull CBBC Jan10B	0.2500	6.7000	7.4000	2010/01/13	200,000,000	2009/05/27
64298	UBS AG	CC Bank R Bear CBBC Jan 2010 C	0.2500	6.4800	5.8800	2010/01/18	200,000,000	2009/05/27
64299	UBS AG	CC Bank R Bear CBBC Jan 2010 D	0.2550	7.4800	6.8800	2010/01/18	200,000,000	2009/05/27
64296	UBS AG	CM Bank R Bull CBBC Jan 2010 I	0.4100	10.8800	12.8800	2010/01/18	200,000,000	2009/05/27
64300	UBS AG	CM Bank R Bear CBBC Jan 2010 J	0.3950	18.8800	16.8800	2010/01/18	200,000,000	2009/05/27
64297	UBS AG	HKEx R Bull CBBC Jan 2010 G	0.2500	95.88 per 100 units	103.88 per 100 units	2010/01/18	300,000,000	2009/05/27
64301	UBS AG	HKEx R Bear CBBC Jan 2010 H	0.2500	136.88 per 100 units	128.88 per 100 units	2010/01/18	300,000,000	2009/05/27
64306	UBS AG	HSBC R Bear CBBC Jan 2010 B	0.2500	89.88 per 100 units	83.88 per 100 units	2010/01/18	300,000,000	2009/05/27
64310	UBS AG	HSBC R Bear CBBC Jan 2010 C	0.2750	94.88 per 100 units	88.88 per 100 units	2010/01/18	300,000,000	2009/05/27
64294	UBS AG	HSCEI R Bull CBBC Feb 2010 A	0.2500	9,000 per 12,000 units	9,800 per 12,000 units	2010/02/25	200,000,000	2009/05/27
64305	UBS AG	HSI R Bull CBBC Oct 2009 T	0.2500	16,900 per 12,000 units	17,400 per 12,000 units	2009/10/29	300,000,000	2009/05/27
64309	UBS AG	HSI R Bear CBBC Oct 2009 M	0.2500	18,100 per 12,000 units	17,600 per 12,000 units	2009/10/29	300,000,000	2009/05/27
64295	UBS AG	HSI R Bear CBBC Feb 2010 T	0.2700	20,200 per 10,000 units	19,700 per 10,000 units	2010/02/25	300,000,000	2009/05/27
64319	BOCI Asia Ltd.	HSBC R Bull CBBC Feb 2010 A	0.2500	53 per 100 units	59 per 100 units	2010/02/03	200,000,000	2009/05/29
64317	Deutsche Bank AG	HSI R Bull CBBC Dec 2009 U	0.2500	16,500 per 12,000 units	17,000 per 12,000 units	2009/12/30	300,000,000	2009/05/29
64318	Deutsche Bank AG	HSI R Bull CBBC Jan 2010 A	0.2500	15,800 per 15,000 units	16,600 per 15,000 units	2010/01/28	300,000,000	2009/05/29
64322	Deutsche Bank AG	HSI R Bear CBBC Jan 2010 E	0.2500	17,800 per 12,000 units	17,300 per 12,000 units	2010/01/28	300,000,000	2009/05/29
64323	Deutsche Bank AG	HSI R Bear CBBC Jan 2010 J	0.2600	17,900 per 12,000 units	17,400 per 12,000 units	2010/01/28	300,000,000	2009/05/29
64320	Goldman Sachs SP (Asia)	HSI R Bear CBBC Jan 2010 Q	0.2500	17,900 per 15,000 units	17,400 per 15,000 units	2010/01/28	200,000,000	2009/05/29
64321	Goldman Sachs SP (Asia)	HSI R Bear CBBC Jan 2010 R	0.2500	18,100 per 15,000 units	17,600 per 15,000 units	2010/01/28	200,000,000	2009/05/29
64316	KBC Fin Products Int'l Ltd.	HSI R Bear CBBC Oct 2009 I	0.2500	17,900 per 12,000 units	17,300 per 12,000 units	2009/10/29	248,000,000	2009/05/29
64312	UBS AG	CM Bank R Bear CBBC Jan 2010 K	0.5200	19.8800	17.8800	2010/01/25	200,000,000	2009/05/29
64313	UBS AG	Sinopec Corp R Bear CBBC Jan 2010 C	0.2650	9.1800	8.3800	2010/01/25	200,000,000	2009/05/29
64311	UBS AG	HSI R Bull CBBC Oct 2009 N	0.2500	16,800 per 10,000 units	17,300 per 10,000 units	2009/10/29	300,000,000	2009/05/29
64314	UBS AG	HSI R Bull CBBC Dec 2009 M	0.2500	16,100 per 12,000 units	16,600 per 12,000 units	2009/12/30	300,000,000	2009/05/29
64315	UBS AG	HSI R Bear CBBC Oct 2009 V	0.2500	17,700 per 12,000 units	17,200 per 12,000 units	2009/10/29	300,000,000	2009/05/29
64325	BNP Paribas Arbit Issu B.V.	HSI R Bull CBBC Jan 2010 J	0.2500	15,600 per 12,000 units	16,400 per 12,000 units	2010/01/28	300,000,000	2009/06/01
64326	BNP Paribas Arbit Issu B.V.	HSI R Bear CBBC Dec 2009 Z	0.2500	18,000 per 12,000 units	17,200 per 12,000 units	2009/12/30	300,000,000	2009/06/01
64336	Deutsche Bank AG	HSI R Bear CBBC Feb 2010 Q	0.2600	17,500 per 12,000 units	17,000 per 12,000 units	2010/02/25	300,000,000	2009/06/01
64337	Deutsche Bank AG	HSI R Bear CBBC Feb 2010 R	0.2700	17,600 per 12,000 units	17,100 per 12,000 units	2010/02/25	300,000,000	2009/06/01
64338	Deutsche Bank AG	HSI R Bear CBBC Feb 2010 S	0.2900	18,000 per 12,000 units	17,500 per 12,000 units	2010/02/25	300,000,000	2009/06/01
64331	KBC Fin Products Int'l Ltd.	HKEx R Bear CBBC Oct 2009 M	0.2600	123.88 per 100 units	116.88 per 100 units	2009/10/02	188,000,000	2009/06/01
64328	KBC Fin Products Int'l Ltd.	HSI R Bull CBBC Nov 2009 W	0.2500	15,600 per 12,000 units	16,200 per 12,000 units	2009/11/27	248,000,000	2009/06/01
64327	KBC Fin Products Int'l Ltd.	HSI R Bull CBBC Nov 2009 X	0.2800	13,900 per 15,000 units	14,500 per 15,000 units	2009/11/27	308,000,000	2009/06/01
64330	KBC Fin Products Int'l Ltd.	HSI R Bear CBBC Oct 2009 K	0.2500	17,600 per 10,000 units	17,100 per 10,000 units	2009/10/29	208,000,000	2009/06/01



## Newly listed callable bull/bear contracts (continued)

Code	Issuer	Name of issue	Issue prices (HK\$)	Strike price (HKD) / Strike level per 10 units	Call price (HKD) / Call level per 10 units	Expiry date	No. of issue (units)	Listing date
64329	KBC Fin Products Int'l Ltd.	HSI R Bear CBBC Oct 2009 Q	0.2500	17,500 per 12,000 units	16,900 per 12,000 units	2009/10/29	248,000,000	2009/06/01
64333	UBS AG	CM Bank R Bear CBBC Jan 2010 L	0.3700	17.8800	15.8800	2010/01/25	200,000,000	2009/06/01
64324	UBS AG	HSI R Bull CBBC Oct 2009 D	0.2500	16,600 per 10,000 units	17,100 per 10,000 units	2009/10/29	300,000,000	2009/06/01
64332	UBS AG	HSI R Bull CBBC Oct 2009 Q	0.2500	15,900 per 12,000 units	16,400 per 12,000 units	2009/10/29	300,000,000	2009/06/01
64335	UBS AG	HSI R Bear CBBC Oct 2009 F	0.2500	17,900 per 12,000 units	17,400 per 12,000 units	2009/10/29	300,000,000	2009/06/01
64334	UBS AG	HSI R Bear CBBC Oct 2009 W	0.2500	17,400 per 10,000 units	16,900 per 10,000 units	2009/10/29	300,000,000	2009/06/01
64350	BNP Paribas Arbit Issu B.V.	HSI R Bull CBBC Jan 2010 K	0.2500	16,200 per 12,000 units	16,800 per 12,000 units	2010/01/28	300,000,000	2009/06/02
64351	Deutsche Bank AG	HSI R Bull CBBC Oct 2009 R	0.2500	16,300 per 12,000 units	16,800 per 12,000 units	2009/10/29	300,000,000	2009/06/02
64357	Deutsche Bank AG	HSI R Bull CBBC Oct 2009 V	0.2500	16,400 per 12,000 units	16,900 per 12,000 units	2009/10/29	300,000,000	2009/06/02
64361	Deutsche Bank AG	HSI R Bear CBBC Oct 2009 G	0.2800	18,100 per 12,000 units	17,600 per 12,000 units	2009/10/29	300,000,000	2009/06/02
64355	Deutsche Bank AG	HSI R Bear CBBC Oct 2009 H	0.2700	17,700 per 12,000 units	17,200 per 12,000 units	2009/10/29	300,000,000	2009/06/02
64354	Goldman Sachs SP (Asia)	HSI R Bull CBBC Jan 2010 S	0.2500	16,300 per 15,000 units	16,800 per 15,000 units	2010/01/28	200,000,000	2009/06/02
64352	KBC Fin Products Int'l Ltd.	SHK Ppt R Bull CBBC Nov 2009 A	0.2500	72.88 per 100 units	80.88 per 100 units	2009/11/02	188,000,000	2009/06/02
64356	KBC Fin Products Int'l Ltd.	SHK Ppt R Bear CBBC Nov 2009 B	0.3500	118.88 per 100 units	110.88 per 100 units	2009/11/10	188,000,000	2009/06/02
64339	CC Rabobank B.A.	HSI R Bull CBBC Feb 2010 H	0.2500	15,700 per 15,000 units	16,300 per 15,000 units	2010/02/25	100,000,000	2009/06/02
64340	CC Rabobank B.A.	HSI R Bull CBBC Feb 2010 I	0.2500	15,800 per 11,000 units	16,400 per 11,000 units	2010/02/25	100,000,000	2009/06/02
64341	CC Rabobank B.A.	HSI R Bull CBBC Mar 2010 D	0.2500	15,100 per 15,000 units	15,700 per 15,000 units	2010/03/30	100,000,000	2009/06/02
64342	CC Rabobank B.A.	HSI R Bull CBBC Mar 2010 E	0.2500	15,200 per 11,000 units	15,800 per 11,000 units	2010/03/30	100,000,000	2009/06/02
64343	CC Rabobank B.A.	HSI R Bull CBBC Mar 2010 F	0.2500	15,300 per 8,000 units	15,900 per 8,000 units	2010/03/30	100,000,000	2009/06/02
64344	CC Rabobank B.A.	HSI R Bear CBBC Feb 2010 J	0.2500	18,300 per 8,000 units	17,700 per 8,000 units	2010/02/25	100,000,000	2009/06/02
64345	CC Rabobank B.A.	HSI R Bear CBBC Feb 2010 K	0.2500	18,400 per 11,000 units	17,800 per 11,000 units	2010/02/25	100,000,000	2009/06/02
64346	CC Rabobank B.A.	HSI R Bear CBBC Feb 2010 L	0.2500	18,500 per 15,000 units	17,900 per 15,000 units	2010/02/25	100,000,000	2009/06/02
64347	CC Rabobank B.A.	HSI R Bear CBBC Mar 2010 G	0.2500	18,800 per 15,000 units	18,200 per 15,000 units	2010/03/30	100,000,000	2009/06/02
64348	CC Rabobank B.A.	HSI R Bear CBBC Mar 2010 H	0.2500	18,900 per 8,000 units	18,300 per 8,000 units	2010/03/30	100,000,000	2009/06/02
64349	UBS AG	HSI R Bull CBBC Oct 2009 I	0.2500	16,400 per 10,000 units	16,900 per 10,000 units	2009/10/29	300,000,000	2009/06/02
64353	UBS AG	HSI R Bear CBBC Oct 2009 P	0.2500	17,800 per 10,000 units	17,300 per 10,000 units	2009/10/29	300,000,000	2009/06/02
63350 <sup>+</sup>	Deutsche Bank AG	HSI R Bear CBBC Oct 2009 Y	0.1180	19,000 per 12,000 units	18,500 per 12,000 units	2009/10/29	300,000,000	2009/06/02
64371	Goldman Sachs SP (Asia)	HSI R Bear CBBC Jan 2010 T	0.2500	17,700 per 15,000 units	17,200 per 15,000 units	2010/01/28	200,000,000	2009/06/03
64370	KBC Fin Products Int'l Ltd.	HSCEI R Bear CBBC Nov 2009 C	0.2500	10,700 per 10,000 units	10,000 per 10,000 units	2009/11/27	228,000,000	2009/06/03
64358	CC Rabobank B.A.	HKEx R Bull CBBC Feb 2010 A	0.2500	95.28 per 100 units	102.28 per 100 units	2010/02/25	100,000,000	2009/06/03
64359	CC Rabobank B.A.	HKEx R Bull CBBC Mar 2010 A	0.3500	85.28 per 100 units	92.28 per 100 units	2010/03/30	100,000,000	2009/06/03
64363	CC Rabobank B.A.	HKEx R Bear CBBC Feb 2010 B	0.2500	129.28 per 100 units	122.28 per 100 units	2010/02/25	100,000,000	2009/06/03
64364	CC Rabobank B.A.	HKEx R Bear CBBC Feb 2010 C	0.3500	139.28 per 100 units	132.28 per 100 units	2010/02/25	100,000,000	2009/06/03
64365	CC Rabobank B.A.	HKEx R Bear CBBC Mar 2010 B	0.4500	149.28 per 100 units	142.28 per 100 units	2010/03/30	100,000,000	2009/06/03
64360	UBS AG	Cheung Kong R Bull CBBC Feb 2010 A	0.2500	70.88 per 100 units	78.88 per 100 units	2010/02/22	200,000,000	2009/06/03
64366	UBS AG	Cheung Kong R Bear CBBC Feb 2010 B	0.2500	116.88 per 100 units	108.88 per 100 units	2010/02/22	200,000,000	2009/06/03
64367	UBS AG	CNOOC R Bear CBBC Dec 2009 J	0.2500	11.3800	10.3800	2009/12/21	200,000,000	2009/06/03
64372	UBS AG	HSCEI R Bear CBBC Oct 2009 Q	0.2500	10,800 per 12,000 units	10,000 per 12,000 units	2009/10/29	200,000,000	2009/06/03
64369	UBS AG	HSI R Bull CBBC Oct 2009 U	0.2500	16,300 per 12,000 units	16,800 per 12,000 units	2009/10/29	300,000,000	2009/06/03
64373	UBS AG	HSI R Bear CBBC Oct 2009 X	0.2500	17,500 per 12,000 units	17,000 per 12,000 units	2009/10/29	300,000,000	2009/06/03
64362	UBS AG	SHK Ppt R Bull CBBC Feb 2010 A	0.2500	70.88 per 100 units	78.88 per 100 units	2010/02/22	200,000,000	2009/06/03
64368	UBS AG	SHK Ppt R Bear CBBC Feb 2010 B	0.2500	116.88 per 100 units	108.88 per 100 units	2010/02/22	200,000,000	2009/06/03
64422	ABN AMRO Bank N.V.	HSI R Bull CBBC Nov 2009 N	0.2500	16,700 per 11,000 units	17,300 per 11,000 units	2009/11/27	250,000,000	2009/06/04

## Newly listed callable bull/bear contracts (continued)

Code	Issuer	Name of issue	Issue prices (HK\$)	Strike price (HKD) / Strike level per 10 units	Call price (HKD) / Call level per 10 units	Expiry date	No. of issue (units)	Listing date
64421	ABN AMRO Bank N.V.	HSI R Bull CBBC Nov 2009 Z	0.2500	16,100 per 13,000 units	16,700 per 13,000 units	2009/11/27	250,000,000	2009/06/04
64423	ABN AMRO Bank N.V.	HSI R Bull CBBC Dec 2009 A	0.2830	16,900 per 13,000 units	17,500 per 13,000 units	2009/12/30	250,000,000	2009/06/04
64427	ABN AMRO Bank N.V.	HSI R Bear CBBC Nov 2009 O	0.2520	19,600 per 12,000 units	19,000 per 12,000 units	2009/11/27	250,000,000	2009/06/04
64428	ABN AMRO Bank N.V.	HSI R Bear CBBC Nov 2009 S	0.2590	20,200 per 10,000 units	19,600 per 10,000 units	2009/11/27	250,000,000	2009/06/04
64429	ABN AMRO Bank N.V.	HSI R Bear CBBC Dec 2009 B	0.3050	20,600 per 10,000 units	20,000 per 10,000 units	2009/12/30	250,000,000	2009/06/04
64430	ABN AMRO Bank N.V.	HSI R Bear CBBC Dec 2009 C	0.2580	20,900 per 13,000 units	20,300 per 13,000 units	2009/12/30	250,000,000	2009/06/04
64431	ABN AMRO Bank N.V.	HSI R Bear CBBC Dec 2009 D	0.3660	21,200 per 10,000 units	20,600 per 10,000 units	2009/12/30	250,000,000	2009/06/04
64432	ABN AMRO Bank N.V.	HSI R Bear CBBC Dec 2009 E	0.4070	21,600 per 10,000 units	21,000 per 10,000 units	2009/12/30	250,000,000	2009/06/04
64379	BNP Paribas Arbit Issu B.V.	HSI R Bull CBBC Jan 2010 L	0.2500	16,400 per 12,000 units	17,000 per 12,000 units	2010/01/28	300,000,000	2009/06/04
64380	BNP Paribas Arbit Issu B.V.	HSI R Bull CBBC Jan 2010 M	0.2500	16,600 per 14,000 units	17,200 per 14,000 units	2010/01/28	300,000,000	2009/06/04
64381	BNP Paribas Arbit Issu B.V.	HSI R Bull CBBC Jan 2010 N	0.2500	16,800 per 12,000 units	17,400 per 12,000 units	2010/01/28	300,000,000	2009/06/04
64382	BNP Paribas Arbit Issu B.V.	HSI R Bear CBBC Dec 2009 J	0.2500	18,800 per 12,000 units	18,200 per 12,000 units	2009/12/30	300,000,000	2009/06/04
64411	Deutsche Bank AG	HKEX R Bull CBBC Nov 2009 D	0.2500	103.18 per 100 units	110.18 per 100 units	2009/11/23	150,000,000	2009/06/04
64383	Deutsche Bank AG	HSI R Bull CBBC Jan 2010 D	0.2900	16,600 per 12,000 units	17,100 per 12,000 units	2010/01/28	300,000,000	2009/06/04
64386	Deutsche Bank AG	HSI R Bull CBBC Jan 2010 F	0.2500	17,200 per 12,000 units	17,700 per 12,000 units	2010/01/28	300,000,000	2009/06/04
64384	Deutsche Bank AG	HSI R Bull CBBC Jan 2010 I	0.2700	16,800 per 12,000 units	17,300 per 12,000 units	2010/01/28	300,000,000	2009/06/04
64385	Deutsche Bank AG	HSI R Bull CBBC Jan 2010 L	0.2600	17,000 per 12,000 units	17,500 per 12,000 units	2010/01/28	300,000,000	2009/06/04
64412	Deutsche Bank AG	HSI R Bull CBBC Feb 2010 U	0.2500	17,300 per 12,000 units	17,800 per 12,000 units	2010/02/25	300,000,000	2009/06/04
64387	Deutsche Bank AG	HSI R Bear CBBC Feb 2010 T	0.2800	19,500 per 12,000 units	19,000 per 12,000 units	2010/02/25	300,000,000	2009/06/04
64405	Goldman Sachs SP (Asia)	HSI R Bull CBBC Jan 2010 U	0.2500	16,500 per 15,000 units	17,000 per 15,000 units	2010/01/28	200,000,000	2009/06/04
64406	Goldman Sachs SP (Asia)	HSI R Bull CBBC Jan 2010 V	0.2500	16,700 per 15,000 units	17,200 per 15,000 units	2010/01/28	200,000,000	2009/06/04
64407	Goldman Sachs SP (Asia)	HSI R Bull CBBC Feb 2010 A	0.2500	16,900 per 15,000 units	17,400 per 15,000 units	2010/02/25	200,000,000	2009/06/04
64408	Goldman Sachs SP (Asia)	HSI R Bull CBBC Feb 2010 B	0.2500	17,100 per 15,000 units	17,600 per 15,000 units	2010/02/25	200,000,000	2009/06/04
64409	Goldman Sachs SP (Asia)	HSI R Bear CBBC Jan 2010 W	0.2500	20,100 per 18,000 units	19,600 per 18,000 units	2010/01/28	200,000,000	2009/06/04
64410	Goldman Sachs SP (Asia)	HSI R Bear CBBC Jan 2010 X	0.2500	20,300 per 18,000 units	19,800 per 18,000 units	2010/01/28	200,000,000	2009/06/04
64414	KBC Fin Products Int'l Ltd.	A50 China R Bull CBBC Oct 09 C	0.2500	10.5000	11.3000	2009/10/05	208,000,000	2009/06/04
64413	KBC Fin Products Int'l Ltd.	HKEX R Bull CBBC Nov 2009 G	0.2500	99.88 per 100 units	106.88 per 100 units	2009/11/18	188,000,000	2009/06/04
64415	KBC Fin Products Int'l Ltd.	HSI R Bull CBBC Sep 2009 R	0.2500	16,400 per 12,000 units	16,900 per 12,000 units	2009/09/29	248,000,000	2009/06/04
64417	KBC Fin Products Int'l Ltd.	HSI R Bull CBBC Oct 2009 M	0.2500	17,300 per 10,000 units	17,800 per 10,000 units	2009/10/29	208,000,000	2009/06/04
64416	KBC Fin Products Int'l Ltd.	HSI R Bull CBBC Oct 2009 O	0.2500	16,500 per 15,000 units	17,100 per 15,000 units	2009/10/29	308,000,000	2009/06/04
64418	KBC Fin Products Int'l Ltd.	HSI R Bull CBBC Nov 2009 G	0.2800	16,700 per 10,000 units	17,300 per 10,000 units	2009/11/27	208,000,000	2009/06/04
64419	KBC Fin Products Int'l Ltd.	HSI R Bull CBBC Nov 2009 M	0.2500	17,100 per 12,000 units	17,700 per 12,000 units	2009/11/27	248,000,000	2009/06/04
64420	KBC Fin Products Int'l Ltd.	HSI R Bull CBBC Dec 2009 Q	0.2700	17,000 per 12,000 units	17,500 per 12,000 units	2009/12/30	248,000,000	2009/06/04
64375	KBC Fin Products Int'l Ltd.	HSI R Bear CBBC Nov 2009 N	0.2500	18,200 per 12,000 units	17,700 per 12,000 units	2009/11/27	248,000,000	2009/06/04
64376	KBC Fin Products Int'l Ltd.	HSI R Bear CBBC Nov 2009 O	0.2500	18,300 per 10,000 units	17,800 per 10,000 units	2009/11/27	208,000,000	2009/06/04
64374	Macquarie Bank Ltd.	HSI R Bear CBBC Oct 2009 I	0.2500	18,000 per 12,000 units	17,400 per 12,000 units	2009/10/29	400,000,000	2009/06/04
64393	UBS AG	China Mobile R Bull CBBC Dec 2009 I	0.2500	66.88 per 100 units	72.88 per 100 units	2009/12/21	300,000,000	2009/06/04
64388	UBS AG	CC Bank R Bull CBBC Dec 2009 G	0.2500	4.0800	4.8800	2009/12/21	200,000,000	2009/06/04
64389	UBS AG	Cheung Kong R Bull CBBC Jan 2010 E	0.2500	80.88 per 100 units	88.88 per 100 units	2010/01/18	200,000,000	2009/06/04
64390	UBS AG	Cheung Kong R Bear CBBC Feb 2010 C	0.3150	126.88 per 100 units	118.88 per 100 units	2010/02/22	200,000,000	2009/06/04
64391	UBS AG	China Life R Bull CBBC Dec 2009 F	0.7000	25.8800	26.8800	2009/12/21	300,000,000	2009/06/04
64392	UBS AG	CM Bank R Bear CBBC Jan 2010 M	0.7000	21.8800	19.8800	2010/01/25	200,000,000	2009/06/04
64401	UBS AG	HSI R Bull CBBC Oct 2009 K	0.2500	16,500 per 12,000 units	17,000 per 12,000 units	2009/10/29	300,000,000	2009/06/04

## Newly listed callable bull/bear contracts (continued)

Code	Issuer	Name of issue	Issue prices (HK\$)	Strike price (HKD) / Strike level per 10 units	Call price (HKD) / Call level per 10 units	Expiry date	No. of issue (units)	Listing date
64403	UBS AG	HSI R Bull CBBC Oct 2009 M	0.2500	17,300 per 12,000 units	17,800 per 12,000 units	2009/10/29	300,000,000	2009/06/04
64402	UBS AG	HSI R Bull CBBC Oct 2009 S	0.2500	17,000 per 10,000 units	17,500 per 10,000 units	2009/10/29	300,000,000	2009/06/04
64404	UBS AG	HSI R Bull CBBC Dec 2009 Z	0.2500	15,800 per 38,000 units	16,800 per 38,000 units	2009/12/30	400,000,000	2009/06/04
64378	UBS AG	HSI R Bear CBBC Oct 2009 H	0.2500	18,100 per 12,000 units	17,600 per 12,000 units	2009/10/29	300,000,000	2009/06/04
64377	UBS AG	HSI R Bear CBBC Oct 2009 Y	0.2500	17,600 per 10,000 units	17,100 per 10,000 units	2009/10/29	300,000,000	2009/06/04
64396	UBS AG	HSI R Bear CBBC Apr 2010 I	0.2800	21,100 per 12,000 units	20,600 per 12,000 units	2010/04/29	300,000,000	2009/06/04
64397	UBS AG	HSI R Bear CBBC Apr 2010 J	0.3850	21,600 per 10,000 units	21,100 per 10,000 units	2010/04/29	300,000,000	2009/06/04
64398	UBS AG	HSI R Bear CBBC Apr 2010 K	0.4250	22,000 per 10,000 units	21,500 per 10,000 units	2010/04/29	300,000,000	2009/06/04
64399	UBS AG	HSI R Bear CBBC Apr 2010 L	0.4650	22,400 per 10,000 units	21,900 per 10,000 units	2010/04/29	300,000,000	2009/06/04
64400	UBS AG	HSI R Bear CBBC Apr 2010 M	0.2500	23,300 per 38,000 units	22,300 per 38,000 units	2010/04/29	400,000,000	2009/06/04
64394	UBS AG	SHK Ppt R Bull CBBC Jan 2010 H	0.2500	80.88 per 100 units	88.88 per 100 units	2010/01/18	200,000,000	2009/06/04
64395	UBS AG	SHK Ppt R Bear CBBC Feb 2010 C	0.3050	126.88 per 100 units	118.88 per 100 units	2010/02/22	200,000,000	2009/06/04
64484	BNP Paribas Arbit Issu B.V.	HSI R Bull CBBC Jan 2010 O	0.2500	17,000 per 14,000 units	17,600 per 14,000 units	2010/01/28	300,000,000	2009/06/05
64485	BNP Paribas Arbit Issu B.V.	HSI R Bull CBBC Jan 2010 P	0.2500	17,200 per 16,000 units	17,800 per 16,000 units	2010/01/28	300,000,000	2009/06/05
64487	BNP Paribas Arbit Issu B.V.	HSI R Bear CBBC Dec 2009 K	0.2500	21,000 per 12,000 units	20,200 per 12,000 units	2009/12/30	300,000,000	2009/06/05
64486	BNP Paribas Arbit Issu B.V.	HSI R Bear CBBC Dec 2009 L	0.2500	20,600 per 14,000 units	19,800 per 14,000 units	2009/12/30	300,000,000	2009/06/05
64488	BNP Paribas Arbit Issu B.V.	HSI R Bear CBBC Dec 2009 M	0.2500	21,600 per 16,000 units	20,600 per 16,000 units	2009/12/30	300,000,000	2009/06/05
64466	Deutsche Bank AG	China Life R Bull CBBC Nov 2009 D	0.3000	26.1800	27.1800	2009/11/23	150,000,000	2009/06/05
64468	Deutsche Bank AG	HSI R Bull CBBC Nov 2009 J	0.2500	17,600 per 12,000 units	18,100 per 12,000 units	2009/11/27	300,000,000	2009/06/05
64467	Deutsche Bank AG	HSI R Bull CBBC Nov 2009 L	0.2600	17,500 per 12,000 units	18,000 per 12,000 units	2009/11/27	300,000,000	2009/06/05
64461	Deutsche Bank AG	HSI R Bull CBBC Feb 2010 V	0.2800	16,700 per 12,000 units	17,200 per 12,000 units	2010/02/25	300,000,000	2009/06/05
64462	Deutsche Bank AG	HSI R Bull CBBC Feb 2010 W	0.2500	17,100 per 12,000 units	17,600 per 12,000 units	2010/02/25	300,000,000	2009/06/05
64469	Deutsche Bank AG	HSI R Bear CBBC Mar 2010 A	0.4200	20,700 per 12,000 units	20,200 per 12,000 units	2010/03/30	300,000,000	2009/06/05
64470	Deutsche Bank AG	HSI R Bear CBBC Mar 2010 B	0.4500	21,100 per 12,000 units	20,600 per 12,000 units	2010/03/30	300,000,000	2009/06/05
64471	Deutsche Bank AG	HSI R Bear CBBC Mar 2010 C	0.5300	22,000 per 12,000 units	21,500 per 12,000 units	2010/03/30	300,000,000	2009/06/05
64489	Goldman Sachs SP (Asia)	HSI R Bull CBBC Feb 2010 C	0.2500	17,300 per 15,000 units	17,800 per 15,000 units	2010/02/25	200,000,000	2009/06/05
64493	Goldman Sachs SP (Asia)	HSI R Bear CBBC Feb 2010 D	0.2500	20,500 per 18,000 units	20,000 per 18,000 units	2010/02/25	200,000,000	2009/06/05
64426	HK Bank	HSI R Bull CBBC Dec 2009 K	0.2500	16,000 per 22,000 units	16,800 per 22,000 units	2009/12/30	380,000,000	2009/06/05
64436	HK Bank	HSI R Bear CBBC Dec 2009 L	0.2500	21,300 per 22,000 units	20,500 per 22,000 units	2009/12/30	380,000,000	2009/06/05
64437	HK Bank	HSI R Bear CBBC Jan 2010 E	0.2500	21,600 per 28,000 units	20,800 per 28,000 units	2010/01/28	380,000,000	2009/06/05
64438	HK Bank	HSI R Bear CBBC Apr 2010 A	0.2500	21,800 per 43,000 units	21,200 per 43,000 units	2010/04/29	380,000,000	2009/06/05
64464	KBC Fin Products Int'l Ltd.	HSI R Bull CBBC Oct 2009 I	0.2500	17,600 per 10,000 units	18,100 per 10,000 units	2009/10/29	208,000,000	2009/06/05
64465	KBC Fin Products Int'l Ltd.	HSI R Bull CBBC Nov 2009 V	0.2500	17,400 per 12,000 units	18,000 per 12,000 units	2009/11/27	248,000,000	2009/06/05
64460	KBC Fin Products Int'l Ltd.	HSI R Bear CBBC Nov 2009 P	0.2500	18,700 per 10,000 units	18,200 per 10,000 units	2009/11/27	208,000,000	2009/06/05
64458	KBC Fin Products Int'l Ltd.	HSI R Bear CBBC Dec 2009 R	0.2500	18,500 per 12,000 units	18,000 per 12,000 units	2009/12/30	248,000,000	2009/06/05
64459	Macquarie Bank Ltd.	HSI R Bull CBBC Oct 2009 J	0.2500	16,800 per 11,500 units	17,400 per 11,500 units	2009/10/29	400,000,000	2009/06/05
64424	CC Rabobank B.A.	HSI R Bull CBBC Feb 2010 M	0.2500	16,300 per 15,000 units	16,900 per 15,000 units	2010/02/25	100,000,000	2009/06/05
64425	CC Rabobank B.A.	HSI R Bull CBBC Feb 2010 N	0.2500	16,500 per 8,000 units	17,100 per 8,000 units	2010/02/25	100,000,000	2009/06/05
64433	CC Rabobank B.A.	HSI R Bear CBBC Feb 2010 O	0.2500	19,100 per 15,000 units	18,500 per 15,000 units	2010/02/25	100,000,000	2009/06/05
64434	CC Rabobank B.A.	HSI R Bear CBBC Feb 2010 P	0.2500	19,300 per 11,000 units	18,700 per 11,000 units	2010/02/25	100,000,000	2009/06/05
64435	CC Rabobank B.A.	HSI R Bear CBBC Feb 2010 Q	0.2500	19,500 per 8,000 units	18,900 per 8,000 units	2010/02/25	100,000,000	2009/06/05
64442	SGA Societe Generale Acceptance N.V.	BOCL R Bear CBBC Jan10B	0.2500	4.5000	4.1000	2010/01/20	200,000,000	2009/06/05
64439	SGA Societe Generale Acceptance N.V.	CK(H) R Bull CBBC Jan10A	0.2500	75 per 100 units	82 per 100 units	2010/01/13	100,000,000	2009/06/05

## Newly listed callable bull/bear contracts (continued)

Code	Issuer	Name of issue	Issue prices (HK\$)	Strike price (HKD) / Strike level per 10 units	Call price (HKD) / Call level per 10 units	Expiry date	No. of issue (units)	Listing date
64443	SGA Societe Generale Acceptance N.V.	CK(H) R Bear CBBC Jan10B	0.2500	117 per 100 units	110 per 100 units	2010/01/13	100,000,000	2009/06/05
64440	SGA Societe Generale Acceptance NV	HSCEI R Bull CBBC Nov09A	0.2500	8,200 per 12,000 units	9,000 per 12,000 units	2009/11/27	200,000,000	2009/06/05
64444	SGA Societe Generale Acceptance NV	HSCEI R Bear CBBC Nov09B	0.2500	12,400 per 12,000 units	11,600 per 12,000 units	2009/11/27	200,000,000	2009/06/05
64446	SGA Societe Generale Acceptance N.V.	HSI R Bull CBBC Dec09O	0.2500	16,700 per 15,000 units	17,300 per 15,000 units	2009/12/30	300,000,000	2009/06/05
64447	SGA Societe Generale Acceptance N.V.	HSI R Bull CBBC Dec09P	0.2500	16,800 per 12,000 units	17,400 per 12,000 units	2009/12/30	300,000,000	2009/06/05
64448	SGA Societe Generale Acceptance N.V.	HSI R Bull CBBC Dec09Q	0.2500	16,900 per 15,000 units	17,500 per 15,000 units	2009/12/30	300,000,000	2009/06/05
64449	SGA Societe Generale Acceptance N.V.	HSI R Bull CBBC Dec09R	0.2500	17,000 per 12,000 units	17,600 per 12,000 units	2009/12/30	300,000,000	2009/06/05
64450	SGA Societe Generale Acceptance N.V.	HSI R Bear CBBC Nov09K	0.2800	20,400 per 12,000 units	19,800 per 12,000 units	2009/11/27	300,000,000	2009/06/05
64451	SGA Societe Generale Acceptance N.V.	HSI R Bear CBBC Dec09S	0.2500	19,700 per 15,000 units	19,100 per 15,000 units	2009/12/30	300,000,000	2009/06/05
64452	SGA Societe Generale Acceptance N.V.	HSI R Bear CBBC Dec09T	0.2500	19,900 per 15,000 units	19,300 per 15,000 units	2009/12/30	300,000,000	2009/06/05
64453	SGA Societe Generale Acceptance N.V.	HSI R Bear CBBC Dec09U	0.2500	20,100 per 15,000 units	19,500 per 15,000 units	2009/12/30	300,000,000	2009/06/05
64454	SGA Societe Generale Acceptance N.V.	HSI R Bear CBBC Dec09V	0.2500	20,300 per 15,000 units	19,700 per 15,000 units	2009/12/30	300,000,000	2009/06/05
64455	SGA Societe Generale Acceptance N.V.	HSI R Bear CBBC Dec09W	0.2500	20,500 per 15,000 units	19,900 per 15,000 units	2009/12/30	300,000,000	2009/06/05
64456	SGA Societe Generale Acceptance N.V.	HSI R Bear CBBC Dec09X	0.3050	20,600 per 12,000 units	20,000 per 12,000 units	2009/12/30	300,000,000	2009/06/05
64457	SGA Societe Generale Acceptance N.V.	HSI R Bear CBBC Dec09Y	0.2550	20,700 per 15,000 units	20,100 per 15,000 units	2009/12/30	300,000,000	2009/06/05
64441	SGA Societe Generale Acceptance N.V.	SHK P R Bull CBBC Jan10A	0.2500	76 per 100 units	84 per 100 units	2010/01/20	100,000,000	2009/06/05
64445	SGA Societe Generale Acceptance N.V.	SHK P R Bear CBBC Jan10B	0.2500	120 per 100 units	110 per 100 units	2010/01/20	100,000,000	2009/06/05
64477	UBS AG	CNOOC R Bull CBBC Dec 2009 K	0.2500	8.3800	9.3800	2009/12/21	200,000,000	2009/06/05
64478	UBS AG	HKEX R Bull CBBC Dec 2009 N	0.2500	105.88 per 100 units	113.88 per 100 units	2009/12/21	300,000,000	2009/06/05
64472	UBS AG	HSCEI R Bull CBBC Oct 2009 R	0.2500	9,300 per 7,000 units	10,000 per 7,000 units	2009/10/29	200,000,000	2009/06/05
64474	UBS AG	HSI R Bull CBBC Sep 2009 B	0.2500	17,600 per 10,000 units	18,100 per 10,000 units	2009/09/29	300,000,000	2009/06/05
64473	UBS AG	HSI R Bull CBBC Sep 2009 Z	0.2500	16,700 per 12,000 units	17,200 per 12,000 units	2009/09/29	300,000,000	2009/06/05
64475	UBS AG	HSI R Bull CBBC Oct 2009 T	0.2500	17,100 per 12,000 units	17,600 per 12,000 units	2009/10/29	300,000,000	2009/06/05
64476	UBS AG	HSI R Bull CBBC Dec 2009 O	0.2500	16,800 per 38,000 units	17,800 per 38,000 units	2009/12/30	400,000,000	2009/06/05
64481	UBS AG	HSI R Bear CBBC Sep 2009 N	0.2500	19,500 per 10,000 units	19,000 per 10,000 units	2009/09/29	300,000,000	2009/06/05
64482	UBS AG	HSI R Bear CBBC Sep 2009 R	0.2500	20,000 per 12,000 units	19,500 per 12,000 units	2009/09/29	300,000,000	2009/06/05
64463	UBS AG	HSI R Bear CBBC Sep 2009 X	0.2500	18,500 per 12,000 units	18,000 per 12,000 units	2009/09/29	300,000,000	2009/06/05
64483	UBS AG	HSI R Bear CBBC Sep 2009 Y	0.2500	20,500 per 10,000 units	20,000 per 10,000 units	2009/09/29	300,000,000	2009/06/05
64480	UBS AG	HSI R Bear CBBC Dec 2009 L	0.2500	20,300 per 15,000 units	19,800 per 15,000 units	2009/12/30	400,000,000	2009/06/05
64479	UBS AG	Petrochina R Bull CBBC Dec 2009 F	0.2500	7.5800	8.3800	2009/12/21	200,000,000	2009/06/05
64568	ABN AMRO Bank N.V.	China Mobile R Bull CBBC Nov 2009 A	0.2510	63.80 per 100 units	71.80 per 100 units	2009/11/19	80,000,000	2009/06/08
64572	ABN AMRO Bank N.V.	China Mobile R Bear CBBC Nov 2009 B	0.2500	100.80 per 100 units	92.80 per 100 units	2009/11/19	80,000,000	2009/06/08
64567	ABN AMRO Bank N.V.	CC Bank R Bull CBBC Nov 2009 A	0.2500	3.3000	4.1000	2009/11/19	80,000,000	2009/06/08
64571	ABN AMRO Bank N.V.	CC Bank R Bear CBBC Nov 2009 B	0.2500	6.7800	5.9800	2009/11/19	80,000,000	2009/06/08
64569	ABN AMRO Bank N.V.	Ch Life R Bear CBBC Nov 2009 A	0.6150	35.7800	34.2800	2009/11/19	80,000,000	2009/06/08
64570	ABN AMRO Bank N.V.	HSBC R Bear CBBC Oct 2009 A	0.2510	90.80 per 100 units	82.80 per 100 units	2009/10/28	80,000,000	2009/06/08
64580	ABN AMRO Bank N.V.	HSCEI R Bull CBBC Dec 2009 A	0.2680	8,200 per 11,000 units	8,800 per 11,000 units	2009/12/30	250,000,000	2009/06/08
64581	ABN AMRO Bank N.V.	HSCEI R Bull CBBC Dec 2009 B	0.2520	9,000 per 12,000 units	9,600 per 12,000 units	2009/12/30	250,000,000	2009/06/08
64582	ABN AMRO Bank N.V.	HSCEI R Bear CBBC Dec 2009 C	0.2510	12,500 per 11,000 units	11,900 per 11,000 units	2009/12/30	250,000,000	2009/06/08
64583	ABN AMRO Bank N.V.	HSCEI R Bear CBBC Dec 2009 D	0.2510	12,900 per 13,000 units	12,300 per 13,000 units	2009/12/30	250,000,000	2009/06/08
64573	ABN AMRO Bank N.V.	HSI R Bull CBBC Dec 2009 F	0.2510	17,200 per 13,000 units	17,800 per 13,000 units	2009/12/30	250,000,000	2009/06/08
64574	ABN AMRO Bank N.V.	HSI R Bull CBBC Dec 2009 G	0.2510	17,400 per 13,000 units	18,000 per 13,000 units	2009/12/30	250,000,000	2009/06/08
64575	ABN AMRO Bank N.V.	HSI R Bull CBBC Dec 2009 H	0.2560	17,600 per 12,000 units	18,200 per 12,000 units	2009/12/30	250,000,000	2009/06/08

## Newly listed callable bull/bear contracts (continued)

Code	Issuer	Name of issue	Issue prices (HK\$)	Strike price (HKD) / Strike level per 10 units	Call price (HKD) / Call level per 10 units	Expiry date	No. of issue (units)	Listing date
64576	ABN AMRO Bank N.V.	HSI R Bull CBBC Dec 2009 I	0.2520	17,800 per 10,000 units	18,400 per 10,000 units	2009/12/30	250,000,000	2009/06/08
64577	ABN AMRO Bank N.V.	HSI R Bear CBBC Nov 2009 H	0.2520	20,400 per 12,000 units	19,800 per 12,000 units	2009/11/27	250,000,000	2009/06/08
64578	ABN AMRO Bank N.V.	HSI R Bear CBBC Nov 2009 I	0.2550	21,900 per 13,000 units	21,300 per 13,000 units	2009/11/27	250,000,000	2009/06/08
64579	ABN AMRO Bank N.V.	HSI R Bear CBBC Nov 2009 J	0.2660	22,300 per 14,000 units	21,700 per 14,000 units	2009/11/27	250,000,000	2009/06/08
64546	BNP Paribas Arbit Issu B.V.	HKEx R Bear CBBC Jan 2010 B	0.3000	150 per 100 units	140 per 100 units	2010/01/29	100,000,000	2009/06/08
64513	BNP Paribas Arbit Issu B.V.	HSI R Bull CBBC Jan 2010 Q	0.2500	17,200 per 12,000 units	18,000 per 12,000 units	2010/01/28	300,000,000	2009/06/08
64522	BNP Paribas Arbit Issu B.V.	HSI R Bull CBBC Jan 2010 R	0.2500	17,400 per 14,000 units	18,200 per 14,000 units	2010/01/28	300,000,000	2009/06/08
64523	BNP Paribas Arbit Issu B.V.	HSI R Bull CBBC Jan 2010 S	0.2500	17,600 per 16,000 units	18,400 per 16,000 units	2010/01/28	300,000,000	2009/06/08
64543	BNP Paribas Arbit Issu B.V.	HSI R Bull CBBC Feb 2010 F	0.2500	17,800 per 14,000 units	18,600 per 14,000 units	2010/02/25	300,000,000	2009/06/08
64526	BNP Paribas Arbit Issu B.V.	HSI R Bear CBBC Dec 2009 B	0.2500	22,000 per 20,000 units	21,000 per 20,000 units	2009/12/30	300,000,000	2009/06/08
64524	BNP Paribas Arbit Issu B.V.	HSI R Bear CBBC Dec 2009 F	0.2500	20,000 per 16,000 units	19,000 per 16,000 units	2009/12/30	300,000,000	2009/06/08
64545	BNP Paribas Arbit Issu B.V.	HSI R Bear CBBC Dec 2009 H	0.2500	22,000 per 16,000 units	21,200 per 16,000 units	2009/12/30	300,000,000	2009/06/08
64525	BNP Paribas Arbit Issu B.V.	HSI R Bear CBBC Dec 2009 N	0.2500	21,200 per 14,000 units	20,400 per 14,000 units	2009/12/30	300,000,000	2009/06/08
64544	BNP Paribas Arbit Issu B.V.	HSI R Bear CBBC Dec 2009 T	0.2500	21,600 per 14,000 units	20,800 per 14,000 units	2009/12/30	300,000,000	2009/06/08
64562	Deutsche Bank AG	China Mobile R Bull CBBC Nov 2009 A	0.2500	69.68 per 100 units	75.68 per 100 units	2009/11/23	150,000,000	2009/06/08
64560	Deutsche Bank AG	China Life R Bull CBBC Dec 2009 A	0.4000	27.1800	28.1800	2009/12/07	150,000,000	2009/06/08
64561	Deutsche Bank AG	China Life R Bull CBBC Dec 2009 B	0.3000	28.1800	29.1800	2009/12/07	150,000,000	2009/06/08
64563	Deutsche Bank AG	CNOOC R Bull CBBC Nov 2009 C	0.2700	9.3800	10.1800	2009/11/16	150,000,000	2009/06/08
64564	Deutsche Bank AG	A50 China R Bull CBBC Nov 2009 B	0.2600	10.8800	11.6800	2009/11/16	150,000,000	2009/06/08
64565	Deutsche Bank AG	HSI R Bull CBBC Nov 2009 O	0.2500	18,300 per 12,000 units	18,800 per 12,000 units	2009/11/27	300,000,000	2009/06/08
64527	Deutsche Bank AG	HSI R Bull CBBC Jan 2010 E	0.2700	17,700 per 12,000 units	18,200 per 12,000 units	2010/01/28	300,000,000	2009/06/08
64528	Deutsche Bank AG	HSI R Bull CBBC Jan 2010 J	0.2600	17,900 per 12,000 units	18,400 per 12,000 units	2010/01/28	300,000,000	2009/06/08
64529	Deutsche Bank AG	HSI R Bull CBBC Jan 2010 O	0.2500	18,100 per 12,000 units	18,600 per 12,000 units	2010/01/28	300,000,000	2009/06/08
64530	Deutsche Bank AG	HSI R Bear CBBC Mar 2010 D	0.2800	20,900 per 12,000 units	20,400 per 12,000 units	2010/03/30	300,000,000	2009/06/08
64531	Deutsche Bank AG	HSI R Bear CBBC Mar 2010 E	0.3100	21,300 per 12,000 units	20,800 per 12,000 units	2010/03/30	300,000,000	2009/06/08
64532	Deutsche Bank AG	HSI R Bear CBBC Mar 2010 F	0.3300	21,600 per 12,000 units	21,100 per 12,000 units	2010/03/30	300,000,000	2009/06/08
64533	Deutsche Bank AG	HSI R Bear CBBC Mar 2010 G	0.4000	22,400 per 12,000 units	21,900 per 12,000 units	2010/03/30	300,000,000	2009/06/08
64534	Deutsche Bank AG	HSI R Bear CBBC Mar 2010 H	0.4400	22,800 per 12,000 units	22,300 per 12,000 units	2010/03/30	300,000,000	2009/06/08
64566	Deutsche Bank AG	HSI R Bear CBBC Mar 2010 I	0.4000	22,200 per 12,000 units	21,700 per 12,000 units	2010/03/30	300,000,000	2009/06/08
64584	Goldman Sachs SP (Asia)	HSI R Bull CBBC Feb 2010 E	0.2500	17,500 per 15,000 units	18,000 per 15,000 units	2010/02/25	200,000,000	2009/06/08
64585	Goldman Sachs SP (Asia)	HSI R Bull CBBC Feb 2010 F	0.2500	17,700 per 15,000 units	18,200 per 15,000 units	2010/02/25	200,000,000	2009/06/08
64586	Goldman Sachs SP (Asia)	HSI R Bull CBBC Feb 2010 G	0.2500	17,900 per 15,000 units	18,400 per 15,000 units	2010/02/25	200,000,000	2009/06/08
64587	Goldman Sachs SP (Asia)	HSI R Bull CBBC Feb 2010 H	0.2500	18,100 per 15,000 units	18,600 per 15,000 units	2010/02/25	200,000,000	2009/06/08
64588	Goldman Sachs SP (Asia)	HSI R Bear CBBC Feb 2010 I	0.2500	20,700 per 18,000 units	20,200 per 18,000 units	2010/02/25	200,000,000	2009/06/08
64589	Goldman Sachs SP (Asia)	HSI R Bear CBBC Feb 2010 J	0.2500	20,900 per 18,000 units	20,400 per 18,000 units	2010/02/25	200,000,000	2009/06/08
64590	Goldman Sachs SP (Asia)	HSI R Bear CBBC Feb 2010 K	0.2500	21,100 per 18,000 units	20,600 per 18,000 units	2010/02/25	200,000,000	2009/06/08
64591	Goldman Sachs SP (Asia)	HSI R Bear CBBC Feb 2010 L	0.2500	21,300 per 18,000 units	20,800 per 18,000 units	2010/02/25	200,000,000	2009/06/08
64540	KBC Fin Products Int'l Ltd.	HSI R Bull CBBC Oct 2009 K	0.2500	18,300 per 10,000 units	18,800 per 10,000 units	2009/10/29	208,000,000	2009/06/08
64541	KBC Fin Products Int'l Ltd.	HSI R Bull CBBC Nov 2009 Y	0.2500	17,900 per 12,000 units	18,500 per 12,000 units	2009/11/27	248,000,000	2009/06/08
64559	KBC Fin Products Int'l Ltd.	HSI R Bull CBBC Dec 2009 S	0.2500	17,700 per 12,000 units	18,300 per 12,000 units	2009/12/30	248,000,000	2009/06/08
64511	KBC Fin Products Int'l Ltd.	HSI R Bear CBBC Oct 2009 G	0.2500	19,100 per 12,000 units	18,600 per 12,000 units	2009/10/29	248,000,000	2009/06/08
64535	KBC Fin Products Int'l Ltd.	HSI R Bear CBBC Mar 2010 C	0.2500	19,300 per 15,000 units	18,800 per 15,000 units	2010/03/30	308,000,000	2009/06/08
64542	KBC Fin Products Int'l Ltd.	SHK Ppt R Bear CBBC Jan 2010 A	0.3600	128.80 per 100 units	120.80 per 100 units	2010/01/15	188,000,000	2009/06/08



## Newly listed callable bull/bear contracts (continued)

Code	Issuer	Name of issue	Issue prices (HK\$)	Strike price (HKD) / Strike level per 10 units	Call price (HKD) / Call level per 10 units	Expiry date	No. of issue (units)	Listing date
64512	Macquarie Bank Ltd.	HSI R Bull CBBC Oct 2009 K	0.2500	17,400 per 12,000 units	18,000 per 12,000 units	2009/10/29	400,000,000	2009/06/08
64490	Macquarie Bank Ltd.	HSI R Bear CBBC Nov 2009 I	0.2500	19,200 per 13,300 units	18,600 per 13,300 units	2009/11/27	400,000,000	2009/06/08
64509	CC Rabobank B.A.	HSI R Bull CBBC Mar 2010 I	0.2800	16,200 per 8,000 units	16,800 per 8,000 units	2010/03/30	100,000,000	2009/06/08
64510	CC Rabobank B.A.	HSI R Bull CBBC Mar 2010 J	0.2500	16,600 per 15,000 units	17,200 per 15,000 units	2010/03/30	100,000,000	2009/06/08
64514	CC Rabobank B.A.	HSI R Bear CBBC Mar 2010 K	0.2500	19,600 per 11,000 units	19,000 per 11,000 units	2010/03/30	100,000,000	2009/06/08
64515	CC Rabobank B.A.	HSI R Bear CBBC Mar 2010 L	0.2500	19,900 per 11,000 units	19,300 per 11,000 units	2010/03/30	100,000,000	2009/06/08
64516	CC Rabobank B.A.	HSI R Bear CBBC Mar 2010 M	0.2800	20,200 per 11,000 units	19,600 per 11,000 units	2010/03/30	100,000,000	2009/06/08
64517	CC Rabobank B.A.	HSI R Bear CBBC Mar 2010 N	0.3000	20,500 per 11,000 units	19,900 per 11,000 units	2010/03/30	100,000,000	2009/06/08
64518	CC Rabobank B.A.	HSI R Bear CBBC Mar 2010 O	0.3500	20,800 per 11,000 units	20,200 per 11,000 units	2010/03/30	100,000,000	2009/06/08
64519	CC Rabobank B.A.	HSI R Bear CBBC Mar 2010 P	0.3700	21,100 per 11,000 units	20,500 per 11,000 units	2010/03/30	100,000,000	2009/06/08
64520	CC Rabobank B.A.	HSI R Bear CBBC Mar 2010 Q	0.4000	21,400 per 11,000 units	20,800 per 11,000 units	2010/03/30	100,000,000	2009/06/08
64521	CC Rabobank B.A.	HSI R Bear CBBC Mar 2010 R	0.4200	21,700 per 11,000 units	21,100 per 11,000 units	2010/03/30	100,000,000	2009/06/08
64499	SGA Societe Generale Acceptance N.V.	CCHC R Bull CBBC Jan10C	0.3200	7.5000	8.5000	2010/01/13	100,000,000	2009/06/08
64503	SGA Societe Generale Acceptance N.V.	CCHC R Bear CBBC Jan10D	0.3500	14.0000	13.0000	2010/01/13	100,000,000	2009/06/08
64500	SGA Societe Generale Acceptance N.V.	CMB R Bull CBBC Feb10A	0.3900	12.0000	13.5000	2010/02/10	100,000,000	2009/06/08
64501	SGA Societe Generale Acceptance N.V.	HKE X R Bull CBBC Jan10C	0.2500	102 per 100 units	108 per 100 units	2010/01/13	200,000,000	2009/06/08
64505	SGA Societe Generale Acceptance N.V.	HKE X R Bear CBBC Jan10D	0.2500	130 per 100 units	124 per 100 units	2010/01/13	200,000,000	2009/06/08
64504	SGA Societe Generale Acceptance N.V.	HS Bk R Bear CBBC Feb10A	0.3000	140 per 100 units	130 per 100 units	2010/02/10	100,000,000	2009/06/08
64496	SGA Societe Generale Acceptance N.V.	HSI R Bear CBBC Dec09C	0.3400	21,200 per 12,000 units	20,600 per 12,000 units	2009/12/30	300,000,000	2009/06/08
64497	SGA Societe Generale Acceptance N.V.	HSI R Bear CBBC Dec09D	0.2800	21,300 per 15,000 units	20,700 per 15,000 units	2009/12/30	300,000,000	2009/06/08
64498	SGA Societe Generale Acceptance N.V.	HSI R Bear CBBC Dec09G	0.3600	21,400 per 12,000 units	20,800 per 12,000 units	2009/12/30	300,000,000	2009/06/08
64492	SGA Societe Generale Acceptance N.V.	HSI R Bear CBBC Dec09J	0.2500	20,900 per 15,000 units	20,300 per 15,000 units	2009/12/30	300,000,000	2009/06/08
64494	SGA Societe Generale Acceptance N.V.	HSI R Bear CBBC Dec09M	0.3200	21,000 per 12,000 units	20,400 per 12,000 units	2009/12/30	300,000,000	2009/06/08
64495	SGA Societe Generale Acceptance N.V.	HSI R Bear CBBC Dec09N	0.2650	21,100 per 15,000 units	20,500 per 15,000 units	2009/12/30	300,000,000	2009/06/08
64491	SGA Societe Generale Acceptance N.V.	HSI R Bear CBBC Dec09Z	0.3000	20,800 per 12,000 units	20,200 per 12,000 units	2009/12/30	300,000,000	2009/06/08
64502	SGA Societe Generale Acceptance NV	JiangC R Bull CBBC Feb10A	0.3900	9.0000	10.0000	2010/02/10	100,000,000	2009/06/08
64506	SGA Societe Generale Acceptance NV	JiangC R Bear CBBC Feb10B	0.5200	18.0000	16.2000	2010/02/10	100,000,000	2009/06/08
64507	SGA Societe Generale Acceptance N.V.	TCH R Bear CBBC Feb10A	0.3400	120 per 100 units	108 per 100 units	2010/02/10	100,000,000	2009/06/08
64594	UBS AG	China Mobile R Bull CBBC Dec 2009 J	0.2500	70.88 per 100 units	76.88 per 100 units	2009/12/14	300,000,000	2009/06/08
64592	UBS AG	China Life R Bull CBBC Dec 2009 G	0.2500	27.8800	28.8800	2009/12/14	300,000,000	2009/06/08
64599	UBS AG	China Life R Bear CBBC Dec 2009 H	0.7800	37.8800	36.8800	2009/12/14	300,000,000	2009/06/08
64593	UBS AG	CM Bank R Bull CBBC Dec 2009 A	0.3150	13.8800	15.8800	2009/12/14	200,000,000	2009/06/08
64595	UBS AG	CNOOC R Bull CBBC Dec 2009 L	0.2500	8.8800	9.8800	2009/12/21	200,000,000	2009/06/08
64601	UBS AG	A50 China R Bull CBBC Dec 2009 L	0.2500	10.5800	11.3800	2009/12/14	300,000,000	2009/06/08
64600	UBS AG	HKE X R Bull CBBC Dec 2009 O	0.2500	110.88 per 100 units	118.88 per 100 units	2009/12/14	300,000,000	2009/06/08
64536	UBS AG	HSCEI R Bull CBBC Nov 2009 O	0.2500	9,500 per 12,000 units	10,300 per 12,000 units	2009/11/27	200,000,000	2009/06/08
64537	UBS AG	HSCEI R Bear CBBC Dec 2009 C	0.3350	14,800 per 12,000 units	14,000 per 12,000 units	2009/12/30	200,000,000	2009/06/08
64538	UBS AG	HSCEI R Bear CBBC Dec 2009 D	0.2950	14,300 per 12,000 units	13,500 per 12,000 units	2009/12/30	200,000,000	2009/06/08
64547	UBS AG	HSI R Bull CBBC Sep 2009 C	0.2500	18,300 per 12,000 units	18,800 per 12,000 units	2009/09/29	300,000,000	2009/06/08
64548	UBS AG	HSI R Bull CBBC Dec 2009 T	0.2500	17,900 per 12,000 units	18,400 per 12,000 units	2009/12/30	300,000,000	2009/06/08
64549	UBS AG	HSI R Bull CBBC Jan 2010 G	0.2500	16,900 per 12,000 units	17,400 per 12,000 units	2010/01/28	300,000,000	2009/06/08
64550	UBS AG	HSI R Bull CBBC Feb 2010 W	0.2500	17,400 per 10,000 units	17,900 per 10,000 units	2010/02/25	300,000,000	2009/06/08
64551	UBS AG	HSI R Bull CBBC Mar 2010 Y	0.2500	16,300 per 38,000 units	17,300 per 38,000 units	2010/03/30	400,000,000	2009/06/08

## Newly listed callable bull/bear contracts (continued)

Code	Issuer	Name of issue	Issue prices (HK\$)	Strike price (HKD) / Strike level per 10 units	Call price (HKD) / Call level per 10 units	Expiry date	No. of issue (units)	Listing date
64539	UBS AG	HSI R Bear CBBC Sep 2009 O	0.2500	19,200 per 10,000 units	18,700 per 10,000 units	2009/09/29	300,000,000	2009/06/08
64508	UBS AG	HSI R Bear CBBC Oct 2009 V	0.2500	18,700 per 12,000 units	18,200 per 12,000 units	2009/10/29	300,000,000	2009/06/08
64554	UBS AG	HSI R Bear CBBC Jan 2010 H	0.3750	22,600 per 10,000 units	22,100 per 10,000 units	2010/01/28	300,000,000	2009/06/08
64555	UBS AG	HSI R Bear CBBC Jan 2010 P	0.4750	23,600 per 10,000 units	23,100 per 10,000 units	2010/01/28	300,000,000	2009/06/08
64556	UBS AG	HSI R Bear CBBC Feb 2010 U	0.4150	23,000 per 10,000 units	22,500 per 10,000 units	2010/02/25	300,000,000	2009/06/08
64557	UBS AG	HSI R Bear CBBC Feb 2010 V	0.5150	24,000 per 10,000 units	23,500 per 10,000 units	2010/02/25	300,000,000	2009/06/08
64558	UBS AG	HSI R Bear CBBC Mar 2010 Z	0.2500	24,300 per 38,000 units	23,300 per 38,000 units	2010/03/30	400,000,000	2009/06/08
64552	UBS AG	HSI R Bear CBBC Apr 2010 N	0.2500	23,800 per 38,000 units	22,800 per 38,000 units	2010/04/29	400,000,000	2009/06/08
64553	UBS AG	HSI R Bear CBBC Apr 2010 O	0.2500	24,800 per 38,000 units	23,800 per 38,000 units	2010/04/29	400,000,000	2009/06/08
64596	UBS AG	ICBC R Bull CBBC Nov 2009 D	0.2500	4.2800	4.8800	2009/11/23	200,000,000	2009/06/08
64597	UBS AG	Petrochina R Bull CBBC Dec 2009 G	0.2500	8.0800	8.8800	2009/12/21	200,000,000	2009/06/08
64598	UBS AG	Ping An R Bull CBBC Nov 2009 A	0.2500	40.88 per 100 units	48.88 per 100 units	2009/11/23	200,000,000	2009/06/08
64608	ABN AMRO Bank N.V.	HSCEI R Bull CBBC Dec 2009 E	0.2500	9,400 per 12,000 units	10,000 per 12,000 units	2009/12/30	250,000,000	2009/06/09
64611	ABN AMRO Bank N.V.	HSCEI R Bear CBBC Dec 2009 F	0.2510	13,200 per 12,000 units	12,600 per 12,000 units	2009/12/30	250,000,000	2009/06/09
64612	ABN AMRO Bank N.V.	HSCEI R Bear CBBC Dec 2009 G	0.2510	13,600 per 14,000 units	13,000 per 14,000 units	2009/12/30	250,000,000	2009/06/09
64606	ABN AMRO Bank N.V.	HSI R Bull CBBC Dec 2009 J	0.2500	18,000 per 15,000 units	18,600 per 15,000 units	2009/12/30	250,000,000	2009/06/09
64607	ABN AMRO Bank N.V.	HSI R Bull CBBC Dec 2009 K	0.2510	18,200 per 12,000 units	18,800 per 12,000 units	2009/12/30	250,000,000	2009/06/09
64613	ABN AMRO Bank N.V.	HSI R Bear CBBC Dec 2009 L	0.3130	22,600 per 13,000 units	22,000 per 13,000 units	2009/12/30	250,000,000	2009/06/09
64614	ABN AMRO Bank N.V.	HSI R Bear CBBC Dec 2009 M	0.2500	22,900 per 18,000 units	22,300 per 18,000 units	2009/12/30	250,000,000	2009/06/09
64615	ABN AMRO Bank N.V.	HSI R Bear CBBC Dec 2009 N	0.3050	23,100 per 15,000 units	22,500 per 15,000 units	2009/12/30	250,000,000	2009/06/09
64602	Barclays Bank plc	HSI R Bear CBBC Dec 2009 E	0.2600	20,400 per 10,000 units	19,800 per 10,000 units	2009/12/30	500,000,000	2009/06/09
64603	Barclays Bank plc	HSI R Bear CBBC Dec 2009 F	0.2660	20,700 per 12,000 units	20,100 per 12,000 units	2009/12/30	500,000,000	2009/06/09
64635	Deutsche Bank AG	HSI R Bull CBBC Feb 2010 X	0.2800	17,800 per 12,000 units	18,300 per 12,000 units	2010/02/25	300,000,000	2009/06/09
64636	Deutsche Bank AG	HSI R Bull CBBC Feb 2010 Y	0.2500	18,200 per 12,000 units	18,700 per 12,000 units	2010/02/25	300,000,000	2009/06/09
64639	Deutsche Bank AG	HSI R Bear CBBC Oct 2009 J	0.2500	18,900 per 12,000 units	18,400 per 12,000 units	2009/10/29	300,000,000	2009/06/09
64640	Deutsche Bank AG	HSI R Bear CBBC Oct 2009 M	0.2700	19,100 per 12,000 units	18,600 per 12,000 units	2009/10/29	300,000,000	2009/06/09
64641	Deutsche Bank AG	HSI R Bear CBBC Oct 2009 Z	0.2900	19,300 per 12,000 units	18,800 per 12,000 units	2009/10/29	300,000,000	2009/06/09
64638	Deutsche Bank AG	HSI R Bear CBBC Dec 2009 V	0.4400	21,900 per 12,000 units	21,400 per 12,000 units	2009/12/30	300,000,000	2009/06/09
64637	Deutsche Bank AG	HSI R Bear CBBC Dec 2009 Z	0.4000	21,500 per 12,000 units	21,000 per 12,000 units	2009/12/30	300,000,000	2009/06/09
64647	Goldman Sachs SP (Asia)	HSI R Bear CBBC Feb 2010 M	0.2500	19,100 per 15,000 units	18,600 per 15,000 units	2010/02/25	200,000,000	2009/06/09
64648	Goldman Sachs SP (Asia)	HSI R Bear CBBC Feb 2010 N	0.2500	19,300 per 15,000 units	18,800 per 15,000 units	2010/02/25	200,000,000	2009/06/09
64609	HK Bank	HSI R Bull CBBC Dec 2009 M	0.2500	16,400 per 25,000 units	17,200 per 25,000 units	2009/12/30	150,000,000	2009/06/09
64610	HK Bank	HSI R Bull CBBC Dec 2009 N	0.2500	16,800 per 22,000 units	17,600 per 22,000 units	2009/12/30	150,000,000	2009/06/09
64616	HK Bank	HSI R Bear CBBC Dec 2009 O	0.2500	22,300 per 20,000 units	21,500 per 20,000 units	2009/12/30	280,000,000	2009/06/09
64617	HK Bank	HSI R Bear CBBC Mar 2010 B	0.2500	22,600 per 28,000 units	21,800 per 28,000 units	2010/03/30	280,000,000	2009/06/09
64618	HK Bank	HSI R Bear CBBC Apr 2010 B	0.2500	23,000 per 38,000 units	22,200 per 38,000 units	2010/04/29	280,000,000	2009/06/09
64646	KBC Fin Products Int'l Ltd.	HKEx R Bear CBBC Nov 2009 H	0.2500	130.88 per 100 units	123.88 per 100 units	2009/11/10	188,000,000	2009/06/09
64631	KBC Fin Products Int'l Ltd.	HSI R Bear CBBC Sep 2009 P	0.2500	19,100 per 10,000 units	18,500 per 10,000 units	2009/09/29	208,000,000	2009/06/09
64632	KBC Fin Products Int'l Ltd.	HSI R Bear CBBC Sep 2009 S	0.2500	19,400 per 8,000 units	18,900 per 8,000 units	2009/09/29	168,000,000	2009/06/09
64633	KBC Fin Products Int'l Ltd.	HSI R Bear CBBC Oct 2009 Q	0.2500	18,900 per 12,000 units	18,400 per 12,000 units	2009/10/29	248,000,000	2009/06/09
64634	KBC Fin Products Int'l Ltd.	HSI R Bear CBBC Nov 2009 Z	0.2500	19,200 per 10,000 units	18,700 per 10,000 units	2009/11/27	208,000,000	2009/06/09
64605	Macquarie Bank Ltd.	HSI R Bear CBBC Nov 2009 J	0.2500	22,000 per 20,000 units	21,500 per 20,000 units	2009/11/27	400,000,000	2009/06/09
64604	Macquarie Bank Ltd.	HSI R Bear CBBC Dec 2009 F	0.2500	21,000 per 18,000 units	20,500 per 18,000 units	2009/12/30	400,000,000	2009/06/09

## Newly listed callable bull/bear contracts (continued)

Code	Issuer	Name of issue	Issue prices (HK\$)	Strike price (HKD) / Strike level per 10 units	Call price (HKD) / Call level per 10 units	Expiry date	No. of issue (units)	Listing date
64619	CC Rabobank B.A.	HSI R Bull CBBC Dec 2009 L	0.2500	16,700 per 11,000 units	17,300 per 11,000 units	2009/12/30	100,000,000	2009/06/09
64620	CC Rabobank B.A.	HSI R Bull CBBC Dec 2009 M	0.2500	17,000 per 11,000 units	17,600 per 11,000 units	2009/12/30	100,000,000	2009/06/09
64621	CC Rabobank B.A.	HSI R Bull CBBC Dec 2009 N	0.2500	17,300 per 11,000 units	17,900 per 11,000 units	2009/12/30	100,000,000	2009/06/09
64624	CC Rabobank B.A.	HSI R Bear CBBC Dec 2009 O	0.2500	20,100 per 22,000 units	19,500 per 22,000 units	2009/12/30	100,000,000	2009/06/09
64625	CC Rabobank B.A.	HSI R Bear CBBC Dec 2009 P	0.2500	20,300 per 15,000 units	19,700 per 15,000 units	2009/12/30	100,000,000	2009/06/09
64626	CC Rabobank B.A.	HSI R Bear CBBC Dec 2009 Q	0.3000	20,400 per 8,000 units	19,800 per 8,000 units	2009/12/30	100,000,000	2009/06/09
64627	CC Rabobank B.A.	HSI R Bear CBBC Dec 2009 R	0.2500	20,600 per 15,000 units	20,000 per 15,000 units	2009/12/30	100,000,000	2009/06/09
64628	CC Rabobank B.A.	HSI R Bear CBBC Dec 2009 S	0.2500	20,700 per 22,000 units	20,100 per 22,000 units	2009/12/30	100,000,000	2009/06/09
64622	CC Rabobank B.A.	HSI R Bear CBBC Jan 2010 P	0.2500	20,900 per 15,000 units	20,300 per 15,000 units	2010/01/28	100,000,000	2009/06/09
64623	CC Rabobank B.A.	HSI R Bear CBBC Jan 2010 Q	0.3500	21,000 per 8,000 units	20,400 per 8,000 units	2010/01/28	100,000,000	2009/06/09
64644	UBS AG	China Life R Bull CBBC Dec 2009 I	0.2500	26.8800	27.8800	2009/12/14	300,000,000	2009/06/09
64645	UBS AG	CM Bank R Bull CBBC Dec 2009 B	0.3300	12.8800	14.8800	2009/12/14	200,000,000	2009/06/09
64629	UBS AG	HSI R Bull CBBC Sep 2009 P	0.2500	18,200 per 10,000 units	18,700 per 10,000 units	2009/09/29	300,000,000	2009/06/09
64630	UBS AG	HSI R Bull CBBC Nov 2009 J	0.2500	17,500 per 12,000 units	18,000 per 12,000 units	2009/11/27	300,000,000	2009/06/09
64643	UBS AG	HSI R Bear CBBC Oct 2009 F	0.2500	19,400 per 10,000 units	18,900 per 10,000 units	2009/10/29	300,000,000	2009/06/09
64642	UBS AG	HSI R Bear CBBC Oct 2009 W	0.2500	18,900 per 12,000 units	18,400 per 12,000 units	2009/10/29	300,000,000	2009/06/09
64281*	SGA Societe Generale Acceptance N.V.	HSI R Bull CBBC Nov09H	0.1490	16,500 per 12,000 units	17,100 per 12,000 units	2009/11/27	200,000,000	2009/06/09
64690	BNP Paribas Arbit Issu B.V.	HSCEI R Bull CBBC Jan 2010 A	0.2500	8,900 per 14,000 units	9,500 per 14,000 units	2010/01/28	200,000,000	2009/06/10
64691	BNP Paribas Arbit Issu B.V.	HSCEI R Bear CBBC Dec 2009 B	0.2500	12,400 per 14,000 units	11,600 per 14,000 units	2009/12/30	200,000,000	2009/06/10
64692	BNP Paribas Arbit Issu B.V.	HSI R Bull CBBC Jan 2010 T	0.2500	17,700 per 12,000 units	18,300 per 12,000 units	2010/01/28	300,000,000	2009/06/10
64693	BNP Paribas Arbit Issu B.V.	HSI R Bear CBBC Dec 2009 Q	0.2500	20,600 per 30,000 units	19,600 per 30,000 units	2009/12/30	300,000,000	2009/06/10
64685	Deutsche Bank AG	HSI R Bull CBBC Oct 2009 I	0.2800	16,900 per 12,000 units	17,400 per 12,000 units	2009/10/29	300,000,000	2009/06/10
64686	Deutsche Bank AG	HSI R Bull CBBC Oct 2009 T	0.2500	17,400 per 12,000 units	17,900 per 12,000 units	2009/10/29	300,000,000	2009/06/10
64687	Deutsche Bank AG	HSI R Bear CBBC Apr 2010 A	0.3800	21,700 per 12,000 units	21,200 per 12,000 units	2010/04/29	300,000,000	2009/06/10
64688	Deutsche Bank AG	HSI R Bear CBBC Apr 2010 B	0.4600	22,600 per 12,000 units	22,100 per 12,000 units	2010/04/29	300,000,000	2009/06/10
64689	Deutsche Bank AG	HSI R Bear CBBC Apr 2010 C	0.5100	23,200 per 12,000 units	22,700 per 12,000 units	2010/04/29	300,000,000	2009/06/10
64651	SGA Societe Generale Acceptance N.V.	CMob R Bull CBBC Jan10A	0.2500	67 per 100 units	70 per 100 units	2010/01/13	200,000,000	2009/06/10
64652	SGA Societe Generale Acceptance N.V.	CMob R Bear CBBC Jan10B	0.2500	100 per 100 units	96 per 100 units	2010/01/13	200,000,000	2009/06/10
64649	SGA Societe Generale Acceptance N.V.	CLife R Bull CBBC Jan10B	0.6300	23.0000	24.0000	2010/01/20	100,000,000	2009/06/10
64650	SGA Societe Generale Acceptance N.V.	CLife R Bull CBBC Jan10C	0.5300	24.0000	25.0000	2010/01/20	100,000,000	2009/06/10
64656	SGA Societe Generale Acceptance N.V.	A50 R Bull CBBC Jan10A	0.2900	9.2000	10.0000	2010/01/20	100,000,000	2009/06/10
64657	SGA Societe Generale Acceptance N.V.	A50 R Bull CBBC Jan10B	0.2500	10.2000	11.0000	2010/01/20	100,000,000	2009/06/10
64658	SGA Societe Generale Acceptance N.V.	A50 R Bear CBBC Jan10C	0.2500	13.5000	12.7000	2010/01/20	100,000,000	2009/06/10
64659	SGA Societe Generale Acceptance N.V.	A50 R Bear CBBC Jan10D	0.2500	14.3000	13.5000	2010/01/20	100,000,000	2009/06/10
64660	SGA Societe Generale Acceptance N.V.	A50 R Bear CBBC Jan10E	0.3300	15.3000	14.5000	2010/01/20	100,000,000	2009/06/10
64661	SGA Societe Generale Acceptance N.V.	A50 R Bear CBBC Jan10F	0.3800	15.8000	15.0000	2010/01/20	100,000,000	2009/06/10
64653	SGA Societe Generale Acceptance N.V.	HKEx R Bear CBBC Jan10E	0.2500	142 per 100 units	136 per 100 units	2010/01/13	200,000,000	2009/06/10
64654	SGA Societe Generale Acceptance N.V.	HKEx R Bear CBBC Jan10F	0.2600	148 per 100 units	142 per 100 units	2010/01/13	200,000,000	2009/06/10
64655	SGA Societe Generale Acceptance N.V.	HKEx R Bear CBBC Jan10G	0.3200	154 per 100 units	148 per 100 units	2010/01/13	200,000,000	2009/06/10
64662	SGA Societe Generale Acceptance N.V.	HSBC R Bear CBBC Jan10B	0.2500	77 per 100 units	72 per 100 units	2010/01/20	200,000,000	2009/06/10
64663	SGA Societe Generale Acceptance N.V.	HSBC R Bear CBBC Jan10C	0.2500	82 per 100 units	77 per 100 units	2010/01/20	200,000,000	2009/06/10
64664	SGA Societe Generale Acceptance N.V.	HSBC R Bear CBBC Jan10D	0.2500	87 per 100 units	82 per 100 units	2010/01/20	200,000,000	2009/06/10
64665	SGA Societe Generale Acceptance N.V.	HSBC R Bear CBBC Jan10E	0.2500	92 per 100 units	87 per 100 units	2010/01/20	200,000,000	2009/06/10

## Newly listed callable bull/bear contracts (continued)

Code	Issuer	Name of issue	Issue prices (HK\$)	Strike price (HKD) / Strike level per 10 units	Call price (HKD) / Call level per 10 units	Expiry date	No. of issue (units)	Listing date
64669	SGA Societe Generale Acceptance N.V.	HSI R Bull CBBC Jan10A	0.2500	17,100 per 15,000 units	17,700 per 15,000 units	2010/01/28	300,000,000	2009/06/10
64670	SGA Societe Generale Acceptance N.V.	HSI R Bull CBBC Jan10B	0.2500	17,200 per 12,000 units	17,800 per 12,000 units	2010/01/28	300,000,000	2009/06/10
64671	SGA Societe Generale Acceptance N.V.	HSI R Bull CBBC Jan10C	0.2500	17,300 per 15,000 units	17,900 per 15,000 units	2010/01/28	300,000,000	2009/06/10
64672	SGA Societe Generale Acceptance N.V.	HSI R Bull CBBC Jan10D	0.2500	17,400 per 12,000 units	18,000 per 12,000 units	2010/01/28	300,000,000	2009/06/10
64673	SGA Societe Generale Acceptance N.V.	HSI R Bear CBBC Jan10E	0.2500	19,200 per 12,000 units	18,600 per 12,000 units	2010/01/28	300,000,000	2009/06/10
64674	SGA Societe Generale Acceptance N.V.	HSI R Bear CBBC Jan10F	0.2500	19,300 per 15,000 units	18,700 per 15,000 units	2010/01/28	300,000,000	2009/06/10
64675	SGA Societe Generale Acceptance N.V.	HSI R Bear CBBC Jan10G	0.2500	19,400 per 12,000 units	18,800 per 12,000 units	2010/01/28	300,000,000	2009/06/10
64676	SGA Societe Generale Acceptance N.V.	HSI R Bear CBBC Jan10H	0.2500	19,500 per 15,000 units	18,900 per 15,000 units	2010/01/28	300,000,000	2009/06/10
64666	SGA Societe Generale Acceptance N.V.	PetCh R Bear CBBC Jan10C	0.2500	11.0000	10.3000	2010/01/13	100,000,000	2009/06/10
64667	SGA Societe Generale Acceptance N.V.	PetCh R Bear CBBC Jan10D	0.2500	11.5000	10.8000	2010/01/13	100,000,000	2009/06/10
64668	SGA Societe Generale Acceptance N.V.	PetCh R Bear CBBC Jan10E	0.3000	12.0000	11.3000	2010/01/13	100,000,000	2009/06/10
64679	UBS AG	CNOOC R Bull CBBC Dec 2009 M	0.2500	9.3800	10.3800	2009/12/28	200,000,000	2009/06/10
64680	UBS AG	HSCEI R Bull CBBC Nov 2009 P	0.2500	9.800 per 7,000 units	10,500 per 7,000 units	2009/11/27	200,000,000	2009/06/10
64681	UBS AG	HSI R Bull CBBC Oct 2009 X	0.2500	18,100 per 12,000 units	18,600 per 12,000 units	2009/10/29	300,000,000	2009/06/10
64682	UBS AG	HSI R Bull CBBC Jan 2010 V	0.2500	16,700 per 15,000 units	17,200 per 15,000 units	2010/01/28	400,000,000	2009/06/10
64683	UBS AG	HSI R Bull CBBC Jan 2010 W	0.2500	17,200 per 10,000 units	17,700 per 10,000 units	2010/01/28	300,000,000	2009/06/10
64677	UBS AG	HSI R Bear CBBC Oct 2009 P	0.2500	19,000 per 10,000 units	18,500 per 10,000 units	2009/10/29	300,000,000	2009/06/10
64678	UBS AG	Ping An R Bull CBBC Dec 2009 B	0.2500	45.88 per 100 units	53.88 per 100 units	2009/12/28	200,000,000	2009/06/10
64684	UBS AG	Ping An R Bear CBBC Dec 2009 C	0.2500	81.88 per 100 units	73.88 per 100 units	2009/12/28	200,000,000	2009/06/10
64699	Deutsche Bank AG	CNOOC R Bear CBBC Nov 2009 D	0.4900	14.9800	14.1800	2009/11/23	150,000,000	2009/06/11
64700	Deutsche Bank AG	HKEX R Bear CBBC Nov 2009 E	0.4600	167.18 per 100 units	160.18 per 100 units	2009/11/23	150,000,000	2009/06/11
64702	Deutsche Bank AG	HSI R Bear CBBC Feb 2010 C	0.2600	19,400 per 12,000 units	18,900 per 12,000 units	2010/02/25	300,000,000	2009/06/11
64701	Deutsche Bank AG	HSI R Bear CBBC Feb 2010 Z	0.2500	19,200 per 12,000 units	18,700 per 12,000 units	2010/02/25	300,000,000	2009/06/11
64698	KBC Fin Products Int'l Ltd.	HKEX R Bull CBBC Nov 2009 I	0.2500	107 per 100 units	114 per 100 units	2009/11/10	188,000,000	2009/06/11
64697	UBS AG	HS Bank R Bear CBBC Dec 2009 G	0.2500	136.88 per 100 units	126.88 per 100 units	2009/12/28	200,000,000	2009/06/11
64694	UBS AG	HSI R Bull CBBC Oct 2009 H	0.2500	18,000 per 10,000 units	18,500 per 10,000 units	2009/10/29	300,000,000	2009/06/11
64695	UBS AG	HSI R Bull CBBC Jan 2010 S	0.2500	16,200 per 15,000 units	16,700 per 15,000 units	2010/01/28	400,000,000	2009/06/11
64696	UBS AG	HSI R Bear CBBC Sep 2009 Q	0.2500	19,100 per 12,000 units	18,600 per 12,000 units	2009/09/29	300,000,000	2009/06/11
64711	BNP Paribas Arbit Issu B.V.	HSI R Bear CBBC Dec 2009 E	0.2500	19,600 per 16,000 units	18,800 per 16,000 units	2009/12/30	300,000,000	2009/06/12
64712	Deutsche Bank AG	HSI R Bull CBBC Oct 2009 S	0.2600	18,000 per 12,000 units	18,500 per 12,000 units	2009/10/29	300,000,000	2009/06/12
64703	SGA Societe Generale Acceptance NV	BOC HK R Bull CBBC Jan10A	0.3800	10.5000	11.5000	2010/01/20	100,000,000	2009/06/12
64707	SGA Societe Generale Acceptance NV	BOC HK R Bear CBBC Jan10B	0.4300	18.5000	17.0000	2010/01/20	100,000,000	2009/06/12
64706	SGA Societe Generale Acceptance N.V.	CCoal R Bear CBBC Jan10C	0.3000	12.6000	11.6000	2010/01/13	100,000,000	2009/06/12
64704	SGA Societe Generale Acceptance N.V.	HSI R Bull CBBC Jan10I	0.2500	15,400 per 25,000 units	16,000 per 25,000 units	2010/01/28	500,000,000	2009/06/12
64705	SGA Societe Generale Acceptance N.V.	HSI R Bull CBBC Jan10J	0.2500	16,200 per 25,000 units	16,800 per 25,000 units	2010/01/28	500,000,000	2009/06/12
64708	SGA Societe Generale Acceptance N.V.	HSI R Bear CBBC Jan10K	0.2500	21,600 per 25,000 units	21,000 per 25,000 units	2010/01/28	500,000,000	2009/06/12
64709	UBS AG	HSI R Bull CBBC Sep 2009 X	0.2500	17,800 per 10,000 units	18,300 per 10,000 units	2009/09/29	300,000,000	2009/06/12
64710	UBS AG	HSI R Bear CBBC Oct 2009 Y	0.2500	19,300 per 12,000 units	18,800 per 12,000 units	2009/10/29	300,000,000	2009/06/12
64716	ABN AMRO Bank N.V.	HSI R Bear CBBC Dec 2009 O	0.2500	19,000 per 12,000 units	18,400 per 12,000 units	2009/12/30	250,000,000	2009/06/15
64718	ABN AMRO Bank N.V.	HSI R Bear CBBC Dec 2009 P	0.2500	19,400 per 15,000 units	18,800 per 15,000 units	2009/12/30	250,000,000	2009/06/15
64733	Deutsche Bank AG	HSI R Bear CBBC Oct 2009 K	0.2800	19,000 per 12,000 units	18,500 per 12,000 units	2009/10/29	300,000,000	2009/06/15
64729	Deutsche Bank AG	HSI R Bear CBBC Oct 2009 O	0.2500	18,800 per 12,000 units	18,300 per 12,000 units	2009/10/29	300,000,000	2009/06/15
64719	KBC Fin Products Int'l Ltd.	HSBC R Bear CBBC Jan 2010 B	0.2500	75 per 100 units	70 per 100 units	2010/01/11	148,000,000	2009/06/15

## Newly listed callable bull/bear contracts (continued)

Code	Issuer	Name of issue	Issue prices (HK\$)	Strike price (HKD) / Strike level per 10 units	Call price (HKD) / Call level per 10 units	Expiry date	No. of issue (units)	Listing date
64720	KBC Fin Products Int'l Ltd.	HSI R Bear CBBC Nov 2009 N	0.2500	18,900 per 10,000 units	18,300 per 10,000 units	2009/11/27	208,000,000	2009/06/15
64713	SGA Societe Generale Acceptance NV	HSCEI R Bull CBBC Dec09A	0.2500	9,000 per 12,000 units	9,800 per 12,000 units	2009/12/30	200,000,000	2009/06/15
64717	SGA Societe Generale Acceptance NV	HSCEI R Bear CBBC Dec09B	0.2500	13,000 per 12,000 units	12,200 per 12,000 units	2009/12/30	200,000,000	2009/06/15
64723	UBS AG	China Mobile R Bear CBBC Dec 2009 K	0.3100	109.88 per 100 units	103.88 per 100 units	2009/12/28	300,000,000	2009/06/15
64722	UBS AG	CM Bank R Bear CBBC Dec 2009 C	0.6800	22.8800	20.8800	2009/12/28	200,000,000	2009/06/15
64721	UBS AG	CNOOC R Bear CBBC Dec 2009 N	0.3600	14.3800	13.3800	2009/12/28	200,000,000	2009/06/15
64724	UBS AG	Sinopec Corp R Bear CBBC Dec 2009 C	0.2500	7.1800	6.3800	2009/12/28	200,000,000	2009/06/15
64725	UBS AG	HKEx R Bear CBBC Dec 2009 P	0.2500	136.88 per 100 units	128.88 per 100 units	2009/12/28	300,000,000	2009/06/15
64726	UBS AG	HKEx R Bear CBBC Jan 2010 I	0.4550	166.88 per 100 units	158.88 per 100 units	2010/01/25	300,000,000	2009/06/15
64727	UBS AG	HSBC R Bear CBBC Dec 2009 K	0.2500	74.88 per 100 units	68.88 per 100 units	2009/12/28	300,000,000	2009/06/15
64714	UBS AG	HSI R Bull CBBC Sep 2009 C	0.2500	17,900 per 12,000 units	18,400 per 12,000 units	2009/09/29	300,000,000	2009/06/15
64715	UBS AG	HSI R Bear CBBC Dec 2009 Q	0.2500	20,100 per 12,000 units	19,600 per 12,000 units	2009/12/30	300,000,000	2009/06/15
64728	UBS AG	Petrochina R Bear CBBC Dec 2009 H	0.3050	12.1800	11.3800	2009/12/28	200,000,000	2009/06/15
64732	BOCI Asia Ltd.	HSI R Bull CBBC Dec 2009 A	0.2500	16,600 per 15,000 units	17,200 per 15,000 units	2009/12/30	200,000,000	2009/06/16
64737	BOCI Asia Ltd.	HSI R Bear CBBC Dec 2009 B	0.2500	19,800 per 10,000 units	19,200 per 10,000 units	2009/12/30	200,000,000	2009/06/16
64744	BNP Paribas Arbit Issu B.V.	HSI R Bear CBBC Feb 2010 G	0.2500	19,400 per 14,000 units	18,600 per 14,000 units	2010/02/25	300,000,000	2009/06/16
64738	Deutsche Bank AG	China Life R Bear CBBC Dec 2009 C	0.3400	31.1800	30.1800	2009/12/14	150,000,000	2009/06/16
64736	Deutsche Bank AG	HSI R Bull CBBC Oct 2009 L	0.2600	17,300 per 12,000 units	17,800 per 12,000 units	2009/10/29	300,000,000	2009/06/16
64740	Deutsche Bank AG	HSI R Bear CBBC Oct 2009 P	0.2500	18,600 per 12,000 units	18,100 per 12,000 units	2009/10/29	300,000,000	2009/06/16
64746	Deutsche Bank AG	HSI R Bear CBBC Jan 2010 M	0.2700	18,900 per 12,000 units	18,400 per 12,000 units	2010/01/28	300,000,000	2009/06/16
64745	Deutsche Bank AG	HSI R Bear CBBC Jan 2010 Q	0.2500	18,700 per 12,000 units	18,200 per 12,000 units	2010/01/28	300,000,000	2009/06/16
64747	Goldman Sachs SP (Asia)	HSI R Bull CBBC Feb 2010 O	0.2500	17,300 per 15,000 units	17,800 per 15,000 units	2010/02/25	200,000,000	2009/06/16
64751	Goldman Sachs SP (Asia)	HSI R Bear CBBC Feb 2010 P	0.2500	18,900 per 15,000 units	18,400 per 15,000 units	2010/02/25	200,000,000	2009/06/16
64734	HK Bank	HSI R Bear CBBC Dec 2009 P	0.2500	19,600 per 18,000 units	18,800 per 18,000 units	2009/12/30	380,000,000	2009/06/16
64741	KBC Fin Products Int'l Ltd.	HSI R Bear CBBC Oct 2009 L	0.2500	18,600 per 10,000 units	18,100 per 10,000 units	2009/10/29	208,000,000	2009/06/16
64730	Merrill Lynch Int'l & Co. C.V.	HSI R Bull CBBC Mar 2010 A	0.2500	15,900 per 20,000 units	16,700 per 20,000 units	2010/03/30	300,000,000	2009/06/16
64731	Merrill Lynch Int'l & Co. C.V.	HSI R Bear CBBC Feb 2010 A	0.2500	21,100 per 20,000 units	20,300 per 20,000 units	2010/02/25	300,000,000	2009/06/16
64742	UBS AG	HSCEI R Bear CBBC Nov 2009 Q	0.2500	11,800 per 12,000 units	11,000 per 12,000 units	2009/11/27	200,000,000	2009/06/16
64735	UBS AG	HSI R Bull CBBC Sep 2009 B	0.2500	17,700 per 12,000 units	18,200 per 12,000 units	2009/09/29	300,000,000	2009/06/16
64739	UBS AG	HSI R Bull CBBC Oct 2009 V	0.2500	17,300 per 12,000 units	17,800 per 12,000 units	2009/10/29	300,000,000	2009/06/16
64743	UBS AG	HSI R Bear CBBC Oct 2009 M	0.2500	18,600 per 10,000 units	18,100 per 10,000 units	2009/10/29	300,000,000	2009/06/16
64766	ABN AMRO Bank N.V.	HSI R Bull CBBC Dec 2009 Q	0.2500	17,200 per 15,000 units	17,800 per 15,000 units	2009/12/30	250,000,000	2009/06/17
64767	ABN AMRO Bank N.V.	HSI R Bull CBBC Dec 2009 R	0.2500	17,500 per 13,000 units	18,100 per 13,000 units	2009/12/30	250,000,000	2009/06/17
64754	Deutsche Bank AG	China Life R Bull CBBC Dec 2009 D	0.3500	28.1800	29.1800	2009/12/21	150,000,000	2009/06/17
64755	Deutsche Bank AG	A50 China R Bear CBBC Dec 2009 A	0.4000	15.9800	15.1800	2009/12/21	150,000,000	2009/06/17
64749	Deutsche Bank AG	HSI R Bull CBBC Oct 2009 E	0.2600	17,600 per 12,000 units	18,100 per 12,000 units	2009/10/29	300,000,000	2009/06/17
64750	Deutsche Bank AG	HSI R Bull CBBC Oct 2009 F	0.2500	17,800 per 12,000 units	18,300 per 12,000 units	2009/10/29	300,000,000	2009/06/17
64756	Deutsche Bank AG	HSI R Bull CBBC Feb 2010 E	0.2600	18,000 per 12,000 units	18,500 per 12,000 units	2010/02/25	300,000,000	2009/06/17
64757	Deutsche Bank AG	HSI R Bull CBBC Feb 2010 F	0.2500	18,200 per 12,000 units	18,700 per 12,000 units	2010/02/25	300,000,000	2009/06/17
64763	Goldman Sachs SP (Asia)	HSI R Bull CBBC Feb 2010 Q	0.2500	17,500 per 15,000 units	18,000 per 15,000 units	2010/02/25	200,000,000	2009/06/17
64764	Goldman Sachs SP (Asia)	HSI R Bull CBBC Feb 2010 R	0.2500	17,700 per 15,000 units	18,200 per 15,000 units	2010/02/25	200,000,000	2009/06/17
64765	Goldman Sachs SP (Asia)	HSI R Bull CBBC Feb 2010 S	0.2500	17,900 per 15,000 units	18,400 per 15,000 units	2010/02/25	200,000,000	2009/06/17
64758	KBC Fin Products Int'l Ltd.	HSI R Bull CBBC Sep 2009 V	0.2500	17,700 per 12,000 units	18,300 per 12,000 units	2009/09/29	248,000,000	2009/06/17



**Newly listed callable bull/bear contracts (continued)**

Code	Issuer	Name of issue	Issue prices (HK\$)	Strike price (HKD) / Strike level per 10 units	Call price (HKD) / Call level per 10 units	Expiry date	No. of issue (units)	Listing date
64759	KBC Fin Products Int'l Ltd.	HSI R Bull CBBC Sep 2009 Y	0.2500	18,000 per 10,000 units	18,500 per 10,000 units	2009/09/29	208,000,000	2009/06/17
64760	KBC Fin Products Int'l Ltd.	HSI R Bull CBBC Oct 2009 K	0.2500	18,200 per 10,000 units	18,700 per 10,000 units	2009/10/29	208,000,000	2009/06/17
64761	KBC Fin Products Int'l Ltd.	HSI R Bull CBBC Nov 2009 P	0.2500	17,600 per 10,000 units	18,100 per 10,000 units	2009/11/27	208,000,000	2009/06/17
64762	KBC Fin Products Int'l Ltd.	HSI R Bull CBBC Dec 2009 T	0.2500	17,300 per 15,000 units	17,900 per 15,000 units	2009/12/30	308,000,000	2009/06/17
64752	KBC Fin Products Int'l Ltd.	HSI R Bear CBBC Oct 2009 G	0.2500	19,100 per 10,000 units	18,500 per 10,000 units	2009/10/29	208,000,000	2009/06/17
64753	KBC Fin Products Int'l Ltd.	HSI R Bear CBBC Nov 2009 O	0.2500	19,200 per 10,000 units	18,700 per 10,000 units	2009/11/27	208,000,000	2009/06/17
64770	UBS AG	China Mobile R Bull CBBC Dec 2009 L	0.2500	70.88 per 100 units	76.88 per 100 units	2009/12/28	300,000,000	2009/06/17
64768	UBS AG	China Life R Bull CBBC Dec 2009 J	0.2700	27.8800	28.8800	2009/12/28	300,000,000	2009/06/17
64769	UBS AG	China Life R Bear CBBC Jan 2010 C	0.9400	39.8800	38.8800	2010/01/25	300,000,000	2009/06/17
64774	UBS AG	A50 China R Bull CBBC Dec 2009 M	0.2500	11.0800	11.8800	2009/12/28	300,000,000	2009/06/17
64775	UBS AG	A50 China R Bear CBBC Jan 2010 D	0.4450	17.1800	16.3800	2010/01/25	300,000,000	2009/06/17
64771	UBS AG	HKEx R Bull CBBC Dec 2009 Q	0.2500	115.88 per 100 units	123.88 per 100 units	2009/12/28	300,000,000	2009/06/17
64772	UBS AG	HSBC R Bull CBBC Dec 2009 L	0.2500	57.88 per 100 units	63.88 per 100 units	2009/12/28	300,000,000	2009/06/17
64776	UBS AG	HSI R Bull CBBC Sep 2009 P	0.2500	18,200 per 10,000 units	18,700 per 10,000 units	2009/09/29	300,000,000	2009/06/17
64777	UBS AG	HSI R Bull CBBC Oct 2009 P	0.2500	17,500 per 12,000 units	18,000 per 12,000 units	2009/10/29	300,000,000	2009/06/17
64748	UBS AG	HSI R Bear CBBC Oct 2009 W	0.2500	18,700 per 12,000 units	18,200 per 12,000 units	2009/10/29	300,000,000	2009/06/17
64773	UBS AG	Petrochina R Bull CBBC Dec 2009 I	0.2500	8.0800	8.8800	2009/12/28	200,000,000	2009/06/17
64789	ABN AMRO Bank N.V.	A50 China R Bull CBBC Dec 2009 A	0.2810	10.2800	11.0800	2009/12/21	80,000,000	2009/06/18
64790	ABN AMRO Bank N.V.	A50 China R Bull CBBC Dec 2009 B	0.2500	11.0800	11.8800	2009/12/21	80,000,000	2009/06/18
64792	ABN AMRO Bank N.V.	A50 China R Bear CBBC Nov 2009 A	0.2500	15.1000	14.3000	2009/11/23	80,000,000	2009/06/18
64793	ABN AMRO Bank N.V.	A50 China R Bear CBBC Dec 2009 C	0.2860	15.7000	14.9000	2009/12/21	80,000,000	2009/06/18
64791	ABN AMRO Bank N.V.	HSI R Bull CBBC Dec 2009 S	0.2500	17,900 per 14,000 units	18,500 per 14,000 units	2009/12/30	250,000,000	2009/06/18
64778	BNP Paribas Arbit Issu B.V.	HSI R Bull CBBC Jan 2010 U	0.2500	17,400 per 12,000 units	18,000 per 12,000 units	2010/01/28	300,000,000	2009/06/18
64779	BNP Paribas Arbit Issu B.V.	HSI R Bull CBBC Jan 2010 V	0.2500	17,800 per 12,000 units	18,400 per 12,000 units	2010/01/28	300,000,000	2009/06/18
64785	UBS AG	BOCL R Bear CBBC Dec 2009 E	0.2500	5.3800	4.8800	2009/12/14	200,000,000	2009/06/18
64786	UBS AG	CM Bank R Bull CBBC Dec 2009 D	0.3500	13.8800	15.8800	2009/12/28	200,000,000	2009/06/18
64787	UBS AG	HKEx R Bull CBBC Dec 2009 R	0.2500	110.88 per 100 units	118.88 per 100 units	2009/12/28	300,000,000	2009/06/18
64780	UBS AG	HSI R Bull CBBC Sep 2009 O	0.2500	18,300 per 12,000 units	18,800 per 12,000 units	2009/09/29	300,000,000	2009/06/18
64788	UBS AG	HSI R Bull CBBC Oct 2009 X	0.2500	17,200 per 15,000 units	17,700 per 15,000 units	2009/10/29	400,000,000	2009/06/18
64781	UBS AG	HSI R Bull CBBC Nov 2009 K	0.2500	17,600 per 10,000 units	18,100 per 10,000 units	2009/11/27	300,000,000	2009/06/18
64782	UBS AG	HSI R Bull CBBC Feb 2010 X	0.2500	16,800 per 38,000 units	17,800 per 38,000 units	2010/02/25	400,000,000	2009/06/18
64783	UBS AG	HSI R Bear CBBC Dec 2009 T	0.2500	20,800 per 15,000 units	20,300 per 15,000 units	2009/12/30	400,000,000	2009/06/18
64784	UBS AG	HSI R Bear CBBC Jan 2010 X	0.2500	21,300 per 15,000 units	20,800 per 15,000 units	2010/01/28	400,000,000	2009/06/18
64423*	ABN AMRO Bank N.V.	HSI R Bull CBBC Dec 2009 A	0.1250	16,900 per 13,000 units	17,500 per 13,000 units	2009/12/30	150,000,000	2009/06/18
64818	BNP Paribas Arbit Issu B.V.	HSI R Bull CBBC Feb 2010 H	0.2500	18,000 per 14,000 units	18,600 per 14,000 units	2010/02/25	300,000,000	2009/06/19
64827	Deutsche Bank AG	CC Bank R Bear CBBC Dec 2009 C	0.3600	8.9800	8.1800	2009/12/14	150,000,000	2009/06/19
64829	Deutsche Bank AG	HKEx R Bull CBBC Dec 2009 A	0.2500	113.18 per 100 units	120.18 per 100 units	2009/12/14	150,000,000	2009/06/19
64819	Deutsche Bank AG	HSI R Bull CBBC Oct 2009 Y	0.2500	18,400 per 12,000 units	18,900 per 12,000 units	2009/10/29	300,000,000	2009/06/19
64828	Deutsche Bank AG	HSI R Bear CBBC Oct 2009 G	0.2500	19,500 per 12,000 units	19,000 per 12,000 units	2009/10/29	300,000,000	2009/06/19
64820	Deutsche Bank AG	HSI R Bear CBBC Nov 2009 H	0.2700	20,700 per 15,000 units	19,900 per 15,000 units	2009/11/27	300,000,000	2009/06/19
64822	Deutsche Bank AG	HSI R Bear CBBC Jan 2010 X	0.2900	21,100 per 15,000 units	20,300 per 15,000 units	2010/01/28	300,000,000	2009/06/19
64830	Deutsche Bank AG	ICBC R Bear CBBC Dec 2009 A	0.4000	8.9800	8.1800	2009/12/14	150,000,000	2009/06/19
64831	Goldman Sachs SP (Asia)	HSI R Bull CBBC Feb 2010 T	0.2500	18,100 per 15,000 units	18,600 per 15,000 units	2010/02/25	200,000,000	2009/06/19

## Newly listed callable bull/bear contracts *(continued)*

Code	Issuer	Name of issue	Issue prices (HK\$)	Strike price (HKD) / Strike level per 10 units	Call price (HKD) / Call level per 10 units	Expiry date	No. of issue (units)	Listing date
64826	KBC Fin Products Int'l Ltd.	HSI R Bull CBBC Mar 2010 D	0.2500	18,300 per 15,000 units	18,800 per 15,000 units	2010/03/30	308,000,000	2009/06/19
64813	KBC Fin Products Int'l Ltd.	HSI R Bear CBBC Oct 2009 I	0.2500	19,500 per 10,000 units	19,000 per 10,000 units	2009/10/29	208,000,000	2009/06/19
64794	Macquarie Bank Ltd.	HSI R Bull CBBC Oct 2009 L	0.2500	17,400 per 12,000 units	18,000 per 12,000 units	2009/10/29	400,000,000	2009/06/19
64814	CC Rabobank B.A.	HSI R Bull CBBC Dec 2009 T	0.3100	16,500 per 11,000 units	17,100 per 11,000 units	2009/12/30	100,000,000	2009/06/19
64815	CC Rabobank B.A.	HSI R Bull CBBC Dec 2009 U	0.2900	16,700 per 11,000 units	17,300 per 11,000 units	2009/12/30	100,000,000	2009/06/19
64816	CC Rabobank B.A.	HSI R Bull CBBC Dec 2009 V	0.2700	16,900 per 11,000 units	17,500 per 11,000 units	2009/12/30	100,000,000	2009/06/19
64817	CC Rabobank B.A.	HSI R Bull CBBC Dec 2009 W	0.2500	17,100 per 22,000 units	17,700 per 22,000 units	2009/12/30	100,000,000	2009/06/19
64821	CC Rabobank B.A.	HSI R Bear CBBC Dec 2009 X	0.2500	21,300 per 22,000 units	20,700 per 22,000 units	2009/12/30	100,000,000	2009/06/19
64798	SGA Societe Generale Acceptance N.V.	CUni R Bull CBBC Jan10B	0.3400	8.5000	9.5000	2010/01/20	100,000,000	2009/06/19
64799	SGA Societe Generale Acceptance N.V.	CUni R Bear CBBC Jan10C	0.3200	15.0000	14.0000	2010/01/20	100,000,000	2009/06/19
64795	SGA Societe Generale Acceptance N.V.	CCB R Bull CBBC Jan10B	0.2500	4.2000	4.8000	2010/01/20	100,000,000	2009/06/19
64796	SGA Societe Generale Acceptance N.V.	CCB R Bear CBBC Jan10C	0.2500	6.8000	6.2000	2010/01/20	100,000,000	2009/06/19
64797	SGA Societe Generale Acceptance N.V.	CLife R Bull CBBC Jan10D	0.4500	26.0000	27.0000	2010/01/20	100,000,000	2009/06/19
64802	SGA Societe Generale Acceptance N.V.	A50 R Bull CBBC Jan10G	0.2500	10.7000	11.5000	2010/01/20	100,000,000	2009/06/19
64800	SGA Societe Generale Acceptance N.V.	HKEx R Bull CBBC Jan10H	0.2500	107 per 100 units	113 per 100 units	2010/01/13	200,000,000	2009/06/19
64803	SGA Societe Generale Acceptance N.V.	HSI R Bull CBBC Jan10L	0.2500	14,500 per 25,000 units	15,100 per 25,000 units	2010/01/28	500,000,000	2009/06/19
64804	SGA Societe Generale Acceptance N.V.	HSI R Bull CBBC Jan10M	0.2500	17,000 per 25,000 units	17,600 per 25,000 units	2010/01/28	500,000,000	2009/06/19
64805	SGA Societe Generale Acceptance N.V.	HSI R Bull CBBC Jan10N	0.2500	17,600 per 12,000 units	18,200 per 12,000 units	2010/01/28	300,000,000	2009/06/19
64806	SGA Societe Generale Acceptance N.V.	HSI R Bull CBBC Jan10O	0.2500	17,800 per 12,000 units	18,400 per 12,000 units	2010/01/28	300,000,000	2009/06/19
64807	SGA Societe Generale Acceptance N.V.	HSI R Bear CBBC Jan10P	0.2500	20,000 per 25,000 units	19,400 per 25,000 units	2010/01/28	500,000,000	2009/06/19
64808	SGA Societe Generale Acceptance N.V.	HSI R Bear CBBC Jan10Q	0.2500	20,800 per 25,000 units	20,200 per 25,000 units	2010/01/28	500,000,000	2009/06/19
64809	SGA Societe Generale Acceptance N.V.	HSI R Bear CBBC Jan10R	0.2500	22,400 per 25,000 units	21,800 per 25,000 units	2010/01/28	500,000,000	2009/06/19
64810	SGA Societe Generale Acceptance N.V.	HSI R Bear CBBC Jan10S	0.2500	23,200 per 25,000 units	22,600 per 25,000 units	2010/01/28	500,000,000	2009/06/19
64811	SGA Societe Generale Acceptance N.V.	HSI R Bear CBBC Jan10T	0.2500	24,000 per 25,000 units	23,400 per 25,000 units	2010/01/28	500,000,000	2009/06/19
64801	SGA Societe Generale Acceptance N.V.	ICBC R Bear CBBC Jan10A	0.2500	6.2000	5.6000	2010/01/13	200,000,000	2009/06/19
64824	UBS AG	HSI R Bull CBBC Sep 2009 N	0.2500	17,400 per 10,000 units	17,900 per 10,000 units	2009/09/29	300,000,000	2009/06/19
64825	UBS AG	HSI R Bull CBBC Sep 2009 Q	0.2500	18,500 per 12,000 units	19,000 per 12,000 units	2009/09/29	300,000,000	2009/06/19
64812	UBS AG	HSI R Bear CBBC Oct 2009 F	0.2500	19,300 per 12,000 units	18,800 per 12,000 units	2009/10/29	300,000,000	2009/06/19
64823	UBS AG	ICBC R Bull CBBC Dec 2009 A	0.2500	4.2800	4.8800	2009/12/28	300,000,000	2009/06/19
64836	ABN AMRO Bank N.V.	HSI R Bull CBBC Dec 2009 T	0.2500	16,100 per 25,000 units	16,700 per 25,000 units	2009/12/30	250,000,000	2009/06/22
64837	ABN AMRO Bank N.V.	HSI R Bull CBBC Dec 2009 U	0.2500	16,300 per 13,000 units	16,900 per 13,000 units	2009/12/30	250,000,000	2009/06/22
64838	ABN AMRO Bank N.V.	HSI R Bull CBBC Dec 2009 V	0.2500	16,500 per 13,000 units	17,100 per 13,000 units	2009/12/30	250,000,000	2009/06/22
64842	ABN AMRO Bank N.V.	HSI R Bear CBBC Dec 2009 W	0.2500	19,400 per 13,000 units	18,800 per 13,000 units	2009/12/30	250,000,000	2009/06/22
64848	Deutsche Bank AG	CC Bank R Bull CBBC Dec 2009 D	0.2500	4.3800	5.1800	2009/12/21	150,000,000	2009/06/22
64849	Deutsche Bank AG	HKEx R Bear CBBC Dec 2009 B	0.2500	137.18 per 100 units	130.18 per 100 units	2009/12/14	150,000,000	2009/06/22
64850	Deutsche Bank AG	HSI R Bear CBBC Oct 2009 H	0.2700	19,200 per 12,000 units	18,700 per 12,000 units	2009/10/29	300,000,000	2009/06/22
64851	Deutsche Bank AG	HSI R Bear CBBC Oct 2009 J	0.2500	19,300 per 15,000 units	18,600 per 15,000 units	2009/10/29	300,000,000	2009/06/22
64852	Deutsche Bank AG	HSI R Bear CBBC Oct 2009 M	0.2900	19,400 per 12,000 units	18,900 per 12,000 units	2009/10/29	300,000,000	2009/06/22
64846	Goldman Sachs SP (Asia)	HSI R Bear CBBC Feb 2010 U	0.2500	19,300 per 18,000 units	18,800 per 18,000 units	2010/02/25	200,000,000	2009/06/22
64847	Goldman Sachs SP (Asia)	HSI R Bear CBBC Feb 2010 V	0.2500	19,500 per 18,000 units	19,000 per 18,000 units	2010/02/25	200,000,000	2009/06/22
64839	Macquarie Bank Ltd.	HSI R Bear CBBC Dec 2009 G	0.2500	20,200 per 16,000 units	19,600 per 16,000 units	2009/12/30	400,000,000	2009/06/22
64832	SGA Societe Generale Acceptance NV	CHALCO R Bull CBBC Jan10D	0.2700	6.0000	7.0000	2010/01/20	100,000,000	2009/06/22
64834	SGA Societe Generale Acceptance N.V.	CMob R Bear CBBC Jan10C	0.2500	94 per 100 units	90 per 100 units	2010/01/13	200,000,000	2009/06/22

## Newly listed callable bull/bear contracts (continued)

Code	Issuer	Name of issue	Issue prices (HK\$)	Strike price (HKD) / Strike level per 10 units	Call price (HKD) / Call level per 10 units	Expiry date	No. of issue (units)	Listing date
64835	SGA Societe Generale Acceptance N.V.	COVS R Bear CBBC Jan10A	0.5100	23.0000	21.6000	2010/01/13	100,000,000	2009/06/22
64833	SGA Societe Generale Acceptance N.V.	CMB R Bear CBBC Feb10B	0.4200	21.5000	20.0000	2010/02/10	100,000,000	2009/06/22
64844	UBS AG	China Mobile R Bear CBBC Dec 2009 M	0.2500	88.88 per 100 units	82.88 per 100 units	2009/12/28	300,000,000	2009/06/22
64843	UBS AG	CC Bank R Bull CBBC Dec 2009 H	0.2500	4.5800	5.3800	2009/12/28	200,000,000	2009/06/22
64840	UBS AG	HSI R Bull CBBC Oct 2009 Y	0.2500	18,100 per 12,000 units	18,600 per 12,000 units	2009/10/29	300,000,000	2009/06/22
64845	UBS AG	HSI R Bear CBBC Oct 2009 H	0.2500	19,000 per 10,000 units	18,500 per 10,000 units	2009/10/29	300,000,000	2009/06/22
64841	UBS AG	HSI R Bear CBBC Jan 2010 I	0.2500	19,600 per 10,000 units	19,100 per 10,000 units	2010/01/28	300,000,000	2009/06/22
64873	ABN AMRO Bank N.V.	HSI R Bear CBBC Dec 2009 X	0.2500	19,200 per 13,000 units	18,600 per 13,000 units	2009/12/30	250,000,000	2009/06/23
64862	BNP Paribas Arbit Issu B.V.	HSI R Bear CBBC Dec 2009 G	0.2500	19,600 per 12,000 units	19,000 per 12,000 units	2009/12/30	300,000,000	2009/06/23
64863	BNP Paribas Arbit Issu B.V.	HSI R Bear CBBC Feb 2010 I	0.2500	18,800 per 12,000 units	18,200 per 12,000 units	2010/02/25	300,000,000	2009/06/23
64864	BNP Paribas Arbit Issu B.V.	HSI R Bear CBBC Feb 2010 J	0.2500	19,000 per 16,000 units	18,400 per 16,000 units	2010/02/25	300,000,000	2009/06/23
64866	Deutsche Bank AG	HSI R Bear CBBC Oct 2009 K	0.2800	18,800 per 12,000 units	18,300 per 12,000 units	2009/10/29	300,000,000	2009/06/23
64865	Deutsche Bank AG	HSI R Bear CBBC Oct 2009 Z	0.2500	18,600 per 12,000 units	18,100 per 12,000 units	2009/10/29	300,000,000	2009/06/23
64867	Deutsche Bank AG	HSI R Bear CBBC Nov 2009 M	0.3000	19,500 per 15,000 units	18,800 per 15,000 units	2009/11/27	300,000,000	2009/06/23
64868	Deutsche Bank AG	HSI R Bear CBBC Feb 2010 G	0.2600	20,400 per 30,000 units	19,400 per 30,000 units	2010/02/25	300,000,000	2009/06/23
64872	Goldman Sachs SP (Asia)	HSI R Bear CBBC Feb 2010 W	0.2500	19,100 per 18,000 units	18,600 per 18,000 units	2010/02/25	200,000,000	2009/06/23
64856	HK Bank	China Mobile R Bear CBBC Dec 2009 A	0.2500	100.88 per 100 units	93.88 per 100 units	2009/12/18	120,000,000	2009/06/23
64855	HK Bank	CC Bank R Bear CBBC Feb 2010 A	0.2500	6.8800	6.2800	2010/02/18	120,000,000	2009/06/23
64860	KBC Fin Products Int'l Ltd.	HSI R Bear CBBC Oct 2009 M	0.2500	18,500 per 10,000 units	18,000 per 10,000 units	2009/10/29	208,000,000	2009/06/23
64861	KBC Fin Products Int'l Ltd.	HSI R Bear CBBC Nov 2009 Y	0.2500	18,800 per 12,000 units	18,200 per 12,000 units	2009/11/27	248,000,000	2009/06/23
64853	CC Rabobank B.A.	HKEx R Bull CBBC Jan 2010 A	0.2500	100.28 per 100 units	107.28 per 100 units	2010/01/28	100,000,000	2009/06/23
64854	CC Rabobank B.A.	HKEx R Bull CBBC Jan 2010 B	0.2500	105.28 per 100 units	112.28 per 100 units	2010/01/28	100,000,000	2009/06/23
64858	CC Rabobank B.A.	HKEx R Bear CBBC Jan 2010 C	0.2500	139.28 per 100 units	132.28 per 100 units	2010/01/28	100,000,000	2009/06/23
64859	CC Rabobank B.A.	HKEx R Bear CBBC Jan 2010 D	0.2500	144.28 per 100 units	137.28 per 100 units	2010/01/28	100,000,000	2009/06/23
64874	UBS AG	China Life R Bear CBBC Dec 2009 K	0.2500	30.8800	29.8800	2009/12/28	300,000,000	2009/06/23
64875	UBS AG	CM Bank R Bear CBBC Dec 2009 E	0.3250	19.8800	17.8800	2009/12/28	200,000,000	2009/06/23
64857	UBS AG	HSI R Bull CBBC Sep 2009 B	0.2500	17,900 per 12,000 units	18,400 per 12,000 units	2009/09/29	300,000,000	2009/06/23
64869	UBS AG	HSI R Bear CBBC Sep 2009 C	0.2500	18,500 per 12,000 units	18,000 per 12,000 units	2009/09/29	300,000,000	2009/06/23
64870	UBS AG	HSI R Bear CBBC Sep 2009 X	0.2500	19,500 per 12,000 units	19,000 per 12,000 units	2009/09/29	300,000,000	2009/06/23
64871	UBS AG	HSI R Bear CBBC Oct 2009 M	0.2500	19,100 per 12,000 units	18,600 per 12,000 units	2009/10/29	300,000,000	2009/06/23
64876	UBS AG	Petrochina R Bear CBBC Dec 2009 J	0.2500	10.1800	9.3800	2009/12/28	200,000,000	2009/06/23
64904	BNP Paribas Arbit Issu B.V.	A50 R Bear CBBC Dec 2009 B	0.3800	16.2800	15.0800	2009/12/30	100,000,000	2009/06/24
64899	Deutsche Bank AG	HSI R Bear CBBC Jan 2010 J	0.2500	18,700 per 15,000 units	18,000 per 15,000 units	2010/01/28	300,000,000	2009/06/24
64900	Deutsche Bank AG	HSI R Bear CBBC Jan 2010 O	0.2700	18,900 per 15,000 units	18,200 per 15,000 units	2010/01/28	300,000,000	2009/06/24
64901	Deutsche Bank AG	HSI R Bear CBBC Mar 2010 J	0.2500	19,700 per 30,000 units	18,700 per 30,000 units	2010/03/30	300,000,000	2009/06/24
64877	Macquarie Bank Ltd.	HSI R Bear CBBC Oct 2009 M	0.2500	19,200 per 12,000 units	18,600 per 12,000 units	2009/10/29	300,000,000	2009/06/24
64889	SGA Societe Generale Acceptance N.V.	HSI R Bull CBBC Dec09H	0.2700	15,900 per 12,000 units	16,500 per 12,000 units	2009/12/30	300,000,000	2009/06/24
64890	SGA Societe Generale Acceptance N.V.	HSI R Bull CBBC Dec09I	0.2600	16,100 per 12,000 units	16,700 per 12,000 units	2009/12/30	300,000,000	2009/06/24
64891	SGA Societe Generale Acceptance N.V.	HSI R Bull CBBC Jan10U	0.2500	15,800 per 25,000 units	16,400 per 25,000 units	2010/01/28	500,000,000	2009/06/24
64892	SGA Societe Generale Acceptance N.V.	HSI R Bull CBBC Jan10V	0.2500	16,600 per 25,000 units	17,200 per 25,000 units	2010/01/28	500,000,000	2009/06/24
64897	SGA Societe Generale Acceptance N.V.	HSI R Bear CBBC Jan10E	0.2500	22,000 per 25,000 units	21,400 per 25,000 units	2010/01/28	300,000,000	2009/06/24
64893	SGA Societe Generale Acceptance N.V.	HSI R Bear CBBC Jan10W	0.2500	19,200 per 12,000 units	18,600 per 12,000 units	2010/01/28	300,000,000	2009/06/24
64894	SGA Societe Generale Acceptance N.V.	HSI R Bear CBBC Jan10X	0.2500	19,400 per 12,000 units	18,800 per 12,000 units	2010/01/28	300,000,000	2009/06/24

## Newly listed callable bull/bear contracts (continued)

Code	Issuer	Name of issue	Issue prices (HK\$)	Strike price (HKD) / Strike level per 10 units	Call price (HKD) / Call level per 10 units	Expiry date	No. of issue (units)	Listing date
64895	SGA Societe Generale Acceptance N.V.	HSI R Bear CBBC Jan10Y	0.2500	19,600 per 12,000 units	19,000 per 12,000 units	2010/01/28	300,000,000	2009/06/24
64896	SGA Societe Generale Acceptance N.V.	HSI R Bear CBBC Jan10Z	0.2500	20,400 per 25,000 units	19,800 per 25,000 units	2010/01/28	500,000,000	2009/06/24
64898	SGA Societe Generale Acceptance N.V.	ICBC R Bear CBBC Jan10B	0.2500	6.8000	6.2000	2010/01/13	200,000,000	2009/06/24
64903	UBS AG	BOCL R Bull CBBC Dec 2009 F	0.2500	2.3800	2.8800	2009/12/28	200,000,000	2009/06/24
64878	UBS AG	China Life R Bear CBBC Jan 2010 D	1.0100	38.8800	37.8800	2010/01/25	300,000,000	2009/06/24
64879	UBS AG	China Life R Bear CBBC Dec 2010 A	0.3050	31.8800	30.8800	2010/12/28	300,000,000	2009/06/24
64881	UBS AG	CNOOC R Bear CBBC Dec 2010 A	0.2500	11.3800	10.3800	2010/12/28	200,000,000	2009/06/24
64882	UBS AG	CNOOC R Bear CBBC Dec 2010 B	0.2500	12.3800	11.3800	2010/12/28	200,000,000	2009/06/24
64880	UBS AG	Sinopec Corp R Bear CBBC Dec 2010 A	0.2500	6.6800	5.8800	2010/12/28	200,000,000	2009/06/24
64883	UBS AG	HSBC R Bear CBBC Dec 2010 A	0.2500	79.88 per 100 units	73.88 per 100 units	2010/12/28	300,000,000	2009/06/24
64884	UBS AG	HSBC R Bear CBBC Dec 2010 B	0.2500	84.88 per 100 units	78.88 per 100 units	2010/12/28	300,000,000	2009/06/24
64886	UBS AG	HSI R Bull CBBC Oct 2009 P	0.2500	17,500 per 12,000 units	18,000 per 12,000 units	2009/10/29	300,000,000	2009/06/24
64902	UBS AG	HSI R Bear CBBC Oct 2009 W	0.2500	18,600 per 10,000 units	18,100 per 10,000 units	2009/10/29	300,000,000	2009/06/24
64888	UBS AG	HSI R Bear CBBC Dec 2009 O	0.2500	19,400 per 10,000 units	18,900 per 10,000 units	2009/12/30	300,000,000	2009/06/24
64887	UBS AG	HSI R Bear CBBC Jan 2010 Q	0.2500	19,900 per 12,000 units	19,400 per 12,000 units	2010/01/28	300,000,000	2009/06/24
64885	UBS AG	SHK Ppt R Bear CBBC Jan 2010 I	0.2500	106.88 per 100 units	98.88 per 100 units	2010/01/25	200,000,000	2009/06/24
64922	ABN AMRO Bank N.V.	A50 China R Bull CBBC Dec 2009 D	0.2500	11.6000	12.4000	2009/12/21	80,000,000	2009/06/25
64921	ABN AMRO Bank N.V.	HSI R Bull CBBC Dec 2009 F	0.2500	16,400 per 14,000 units	17,000 per 14,000 units	2009/12/30	250,000,000	2009/06/25
64925	ABN AMRO Bank N.V.	HSI R Bear CBBC Dec 2009 G	0.2500	18,800 per 13,000 units	18,200 per 13,000 units	2009/12/30	250,000,000	2009/06/25
64907	ABN AMRO Bank N.V.	HSI R Bear CBBC Dec 2009 I	0.2500	21,100 per 38,000 units	20,500 per 38,000 units	2009/12/30	250,000,000	2009/06/25
64905	ABN AMRO Bank N.V.	HSI R Bear CBBC Dec 2009 Y	0.2500	19,000 per 13,000 units	18,400 per 13,000 units	2009/12/30	250,000,000	2009/06/25
64906	ABN AMRO Bank N.V.	HSI R Bear CBBC Dec 2009 Z	0.2500	20,600 per 25,000 units	20,000 per 25,000 units	2009/12/30	250,000,000	2009/06/25
64911	BNP Paribas Arbit Issu B.V.	HSI R Bear CBBC Feb 2010 K	0.2500	18,800 per 14,000 units	18,000 per 14,000 units	2010/02/25	300,000,000	2009/06/25
64909	Deutsche Bank AG	HSI R Bear CBBC Oct 2009 O	0.2500	18,500 per 15,000 units	17,800 per 15,000 units	2009/10/29	300,000,000	2009/06/25
64910	Deutsche Bank AG	HSI R Bear CBBC Nov 2009 O	0.2500	18,400 per 12,000 units	17,900 per 12,000 units	2009/11/27	300,000,000	2009/06/25
64912	Goldman Sachs SP (Asia)	HSI R Bear CBBC Feb 2010 X	0.2500	18,500 per 18,000 units	18,000 per 18,000 units	2010/02/25	200,000,000	2009/06/25
64913	Goldman Sachs SP (Asia)	HSI R Bear CBBC Feb 2010 Y	0.2500	18,700 per 18,000 units	18,200 per 18,000 units	2010/02/25	200,000,000	2009/06/25
64918	KBC Fin Products Int'l Ltd.	HSI R Bull CBBC Nov 2009 V	0.2500	17,100 per 12,000 units	17,700 per 12,000 units	2009/11/27	248,000,000	2009/06/25
64919	KBC Fin Products Int'l Ltd.	HSI R Bear CBBC Dec 2009 U	0.2500	19,800 per 25,000 units	19,000 per 25,000 units	2009/12/30	400,000,000	2009/06/25
64920	KBC Fin Products Int'l Ltd.	HSI R Bear CBBC Jan 2010 G	0.2500	19,200 per 20,000 units	18,400 per 20,000 units	2010/01/28	400,000,000	2009/06/25
64917	UBS AG	A50 China R Bull CBBC Dec 2009 N	0.2500	11.5800	12.3800	2009/12/28	300,000,000	2009/06/25
64908	UBS AG	HSI R Bull CBBC Oct 2009 V	0.2500	17,300 per 12,000 units	17,800 per 12,000 units	2009/10/29	300,000,000	2009/06/25
64914	UBS AG	HSI R Bear CBBC Sep 2009 P	0.2500	18,300 per 12,000 units	17,800 per 12,000 units	2009/09/29	300,000,000	2009/06/25
64915	UBS AG	HSI R Bear CBBC Oct 2009 X	0.2500	18,700 per 12,000 units	18,200 per 12,000 units	2009/10/29	300,000,000	2009/06/25
64916	UBS AG	HSI R Bear CBBC Nov 2009 J	0.2500	19,200 per 10,000 units	18,700 per 10,000 units	2009/11/27	300,000,000	2009/06/25
64940	Deutsche Bank AG	HSI R Bull CBBC Feb 2010 D	0.2500	17,300 per 12,000 units	17,800 per 12,000 units	2010/02/25	300,000,000	2009/06/26
64939	KBC Fin Products Int'l Ltd.	HSI R Bull CBBC Oct 2009 Q	0.2500	17,400 per 10,000 units	17,900 per 10,000 units	2009/10/29	208,000,000	2009/06/26
64923	Merrill Lynch Int'l & Co. C.V.	HSI R Bull CBBC Jan 2010 A	0.2700	14,900 per 12,000 units	15,700 per 12,000 units	2010/01/28	300,000,000	2009/06/26
64924	Merrill Lynch Int'l & Co. C.V.	HSI R Bull CBBC Jan 2010 B	0.2600	15,400 per 12,000 units	16,200 per 12,000 units	2010/01/28	300,000,000	2009/06/26
64926	Merrill Lynch Int'l & Co. C.V.	HSI R Bull CBBC Jan 2010 C	0.2500	16,400 per 12,000 units	17,200 per 12,000 units	2010/01/28	100,000,000	2009/06/26
64930	Merrill Lynch Int'l & Co. C.V.	HSI R Bear CBBC Jan 2010 D	0.2500	19,500 per 12,000 units	18,700 per 12,000 units	2010/01/28	300,000,000	2009/06/26
64927	SGA Societe Generale Acceptance N.V.	HSI R Bull CBBC Dec09K	0.2500	16,000 per 15,000 units	16,600 per 15,000 units	2009/12/30	300,000,000	2009/06/26
64928	SGA Societe Generale Acceptance N.V.	HSI R Bull CBBC Dec09L	0.2500	16,400 per 15,000 units	17,000 per 15,000 units	2009/12/30	300,000,000	2009/06/26

## Newly listed callable bull/bear contracts (continued)

Code	Issuer	Name of issue	Issue prices (HK\$)	Strike price (HKD) / Strike level per 10 units	Call price (HKD) / Call level per 10 units	Expiry date	No. of issue (units)	Listing date
64929	SGA Societe Generale Acceptance N.V.	HSI R Bull CBBC Jan10F	0.2500	15,000 per 25,000 units	15,600 per 25,000 units	2010/01/28	500,000,000	2009/06/26
64935	SGA Societe Generale Acceptance N.V.	HSI R Bear CBBC Jan10A	0.2500	19,700 per 15,000 units	19,100 per 15,000 units	2010/01/28	300,000,000	2009/06/26
64933	SGA Societe Generale Acceptance N.V.	HSI R Bear CBBC Jan10C	0.2500	19,300 per 15,000 units	18,700 per 15,000 units	2010/01/28	300,000,000	2009/06/26
64934	SGA Societe Generale Acceptance N.V.	HSI R Bear CBBC Jan10D	0.2500	19,500 per 25,000 units	18,900 per 25,000 units	2010/01/28	500,000,000	2009/06/26
64931	SGA Societe Generale Acceptance N.V.	HSI R Bear CBBC Jan10G	0.2500	19,000 per 12,000 units	18,400 per 12,000 units	2010/01/28	300,000,000	2009/06/26
64932	SGA Societe Generale Acceptance N.V.	HSI R Bear CBBC Jan10H	0.2500	19,100 per 15,000 units	18,500 per 15,000 units	2010/01/28	300,000,000	2009/06/26
64962	ABN AMRO Bank N.V.	A50 China R Bear CBBC Dec 2009 E	0.3110	16.3000	15.5000	2009/12/21	80,000,000	2009/06/29
64963	ABN AMRO Bank N.V.	HSI R Bull CBBC Dec 2009 H	0.2500	17,100 per 13,000 units	17,700 per 13,000 units	2009/12/30	250,000,000	2009/06/29
64947	Deutsche Bank AG	A50 China R Bull CBBC Dec 2009 B	0.2500	11.8800	12.6800	2009/12/28	150,000,000	2009/06/29
64951	Deutsche Bank AG	A50 China R Bear CBBC Dec 2009 C	0.3800	16.9800	16.1800	2009/12/28	150,000,000	2009/06/29
64948	Deutsche Bank AG	HSI R Bull CBBC Feb 2010 A	0.2700	17,500 per 12,000 units	18,000 per 12,000 units	2010/02/25	300,000,000	2009/06/29
64949	Deutsche Bank AG	HSI R Bull CBBC Feb 2010 Q	0.2500	17,700 per 12,000 units	18,200 per 12,000 units	2010/02/25	300,000,000	2009/06/29
64961	Goldman Sachs SP (Asia)	HSI R Bull CBBC Feb 2010 Z	0.2500	17,300 per 15,000 units	17,800 per 15,000 units	2010/02/25	200,000,000	2009/06/29
64960	KBC Fin Products Int'l Ltd.	HKEx R Bear CBBC Jan 2010 A	0.2500	135 per 100 units	128 per 100 units	2010/01/08	188,000,000	2009/06/29
64950	KBC Fin Products Int'l Ltd.	HSI R Bull CBBC Oct 2009 L	0.2500	17,800 per 10,000 units	18,300 per 10,000 units	2009/10/29	208,000,000	2009/06/29
64952	KBC Fin Products Int'l Ltd.	HSI R Bull CBBC Dec 2009 V	0.2500	17,500 per 15,000 units	18,000 per 15,000 units	2009/12/30	308,000,000	2009/06/29
64953	KBC Fin Products Int'l Ltd.	HSI R Bull CBBC Mar 2010 E	0.2500	16,200 per 25,000 units	17,000 per 25,000 units	2010/03/30	400,000,000	2009/06/29
64954	KBC Fin Products Int'l Ltd.	HSI R Bull CBBC Mar 2010 F	0.2500	17,000 per 20,000 units	17,800 per 20,000 units	2010/03/30	400,000,000	2009/06/29
64944	SGA Societe Generale Acceptance N.V.	CMob R Bear CBBC Jan10D	0.2500	90 per 100 units	86 per 100 units	2010/01/13	300,000,000	2009/06/29
64943	SGA Societe Generale Acceptance N.V.	CCHC R Bear CBBC Jan10E	0.3400	12.7000	11.5000	2010/01/13	100,000,000	2009/06/29
64942	SGA Societe Generale Acceptance N.V.	CCoal R Bear CBBC Jan10D	0.2800	11.6000	10.6000	2010/01/13	100,000,000	2009/06/29
64941	SGA Societe Generale Acceptance N.V.	A50 R Bull CBBC Jan10H	0.2500	11.4000	12.0000	2010/01/20	150,000,000	2009/06/29
64945	SGA Societe Generale Acceptance N.V.	A50 R Bear CBBC Jan10I	0.3000	16.3000	15.5000	2010/01/20	150,000,000	2009/06/29
64955	UBS AG	CC Bank R Bear CBBC Jan 2010 E	0.2500	8.1800	7.3800	2010/01/25	200,000,000	2009/06/29
64957	UBS AG	A50 China R Bear CBBC Jan 2010 E	0.3000	16.6800	15.8800	2010/01/25	300,000,000	2009/06/29
64958	UBS AG	HSI R Bull CBBC Oct 2009 Y	0.2500	17,800 per 10,000 units	18,300 per 10,000 units	2009/10/29	300,000,000	2009/06/29
64959	UBS AG	HSI R Bull CBBC Jan 2010 R	0.2500	17,400 per 10,000 units	17,900 per 10,000 units	2010/01/28	300,000,000	2009/06/29
64946	UBS AG	HSI R Bear CBBC Sep 2009 Q	0.2500	18,800 per 10,000 units	18,300 per 10,000 units	2009/09/29	300,000,000	2009/06/29
64956	UBS AG	ICBC R Bear CBBC Jan 2010 G	0.2500	7.4800	6.8800	2010/01/25	200,000,000	2009/06/29
64845 <sup>+</sup>	UBS AG	HSI R Bear CBBC Oct 2009 H	0.1420	19,000 per 10,000 units	18,500 per 10,000 units	2009/10/29	300,000,000	2009/06/29
64977	ABN AMRO Bank N.V.	HSI R Bull CBBC Dec 2009 J	0.2500	16,900 per 13,000 units	17,500 per 13,000 units	2009/12/30	250,000,000	2009/06/30
64981	ABN AMRO Bank N.V.	HSI R Bear CBBC Dec 2009 K	0.2500	18,600 per 14,000 units	18,000 per 14,000 units	2009/12/30	250,000,000	2009/06/30
64985	BNP Paribas Arbit Issu B.V.	HSI R Bear CBBC Jan 2010 W	0.2500	18,400 per 12,000 units	17,800 per 12,000 units	2010/01/28	300,000,000	2009/06/30
64967	Deutsche Bank AG	China Mobile R Bear CBBC Dec 2009 A	0.2500	86.68 per 100 units	80.68 per 100 units	2009/12/21	150,000,000	2009/06/30
64966	Deutsche Bank AG	China Life R Bear CBBC Dec 2009 E	0.4000	30.1800	29.1800	2009/12/21	150,000,000	2009/06/30
64968	Deutsche Bank AG	CNOOC R Bear CBBC Dec 2009 A	0.3500	11.9800	11.1800	2009/12/21	150,000,000	2009/06/30
64969	Deutsche Bank AG	HSI R Bear CBBC Nov 2009 J	0.2600	18,200 per 12,000 units	17,700 per 12,000 units	2009/11/27	300,000,000	2009/06/30
64970	Deutsche Bank AG	HSI R Bear CBBC Jan 2010 E	0.2500	18,000 per 12,000 units	17,500 per 12,000 units	2010/01/28	300,000,000	2009/06/30
64976	Goldman Sachs SP (Asia)	HSI R Bear CBBC Feb 2010 G	0.2500	18,300 per 15,000 units	17,800 per 15,000 units	2010/02/25	200,000,000	2009/06/30
64986	KBC Fin Products Int'l Ltd.	Ch Life R Bear CBBC Nov 2009 B	0.4700	31.1800	29.6800	2009/11/02	118,000,000	2009/06/30
64987	KBC Fin Products Int'l Ltd.	HKEx R Bear CBBC Nov 2009 J	0.2500	127.88 per 100 units	120.88 per 100 units	2009/11/18	188,000,000	2009/06/30
64978	KBC Fin Products Int'l Ltd.	HSI R Bull CBBC Dec 2009 W	0.2500	17,000 per 12,000 units	17,500 per 12,000 units	2009/12/30	248,000,000	2009/06/30
64979	KBC Fin Products Int'l Ltd.	HSI R Bull CBBC Jan 2010 H	0.2500	15,300 per 25,000 units	15,900 per 25,000 units	2010/01/28	488,000,000	2009/06/30



## Newly listed callable bull/bear contracts (continued)

Code	Issuer	Name of issue	Issue prices (HK\$)	Strike price (HKD) / Strike level per 10 units	Call price (HKD) / Call level per 10 units	Expiry date	No. of issue (units)	Listing date
64980	KBC Fin Products Int'l Ltd.	HSI R Bull CBBC Jan 2010 I	0.2500	15,800 per 25,000 units	16,400 per 25,000 units	2010/01/28	488,000,000	2009/06/30
64982	KBC Fin Products Int'l Ltd.	HSI R Bull CBBC Mar 2010 G	0.2500	14,200 per 30,000 units	15,000 per 30,000 units	2010/03/30	488,000,000	2009/06/30
64984	KBC Fin Products Int'l Ltd.	HSI R Bear CBBC Oct 2009 K	0.2500	18,100 per 12,000 units	17,600 per 12,000 units	2009/10/29	248,000,000	2009/06/30
64983	KBC Fin Products Int'l Ltd.	HSI R Bear CBBC Nov 2009 Z	0.2500	18,400 per 15,000 units	17,800 per 15,000 units	2009/11/27	308,000,000	2009/06/30
64965	Macquarie Bank Ltd.	HSI R Bear CBBC Nov 2009 K	0.2500	18,600 per 15,000 units	18,000 per 15,000 units	2009/11/27	400,000,000	2009/06/30
64971	UBS AG	China Mobile R Bear CBBC Dec 2009 N	0.2500	84.88 per 100 units	78.88 per 100 units	2009/12/28	200,000,000	2009/06/30
64972	UBS AG	HKEx R Bear CBBC Dec 2009 S	0.2500	131.88 per 100 units	123.88 per 100 units	2009/12/28	200,000,000	2009/06/30
64974	UBS AG	HSCEI R Bear CBBC Dec 2009 E	0.2500	11,900 per 7,000 units	11,200 per 7,000 units	2009/12/30	200,000,000	2009/06/30
64964	UBS AG	HSI R Bull CBBC Oct 2009 S	0.2500	17,200 per 10,000 units	17,700 per 10,000 units	2009/10/29	300,000,000	2009/06/30
64975	UBS AG	HSI R Bull CBBC Jan 2010 J	0.2500	17,000 per 10,000 units	17,500 per 10,000 units	2010/01/28	300,000,000	2009/06/30
64973	UBS AG	HSI R Bear CBBC Oct 2009 T	0.2500	18,000 per 10,000 units	17,500 per 10,000 units	2009/10/29	300,000,000	2009/06/30
64996	Deutsche Bank AG	HSI R Bull CBBC Feb 2010 R	0.2700	17,000 per 12,000 units	17,500 per 12,000 units	2010/02/25	300,000,000	2009/07/02
64997	Deutsche Bank AG	HSI R Bull CBBC Feb 2010 S	0.2600	17,200 per 12,000 units	17,700 per 12,000 units	2010/02/25	300,000,000	2009/07/02
65000	Deutsche Bank AG	HSI R Bear CBBC Feb 2010 U	0.2600	19,000 per 12,000 units	18,500 per 12,000 units	2010/02/25	300,000,000	2009/07/02
65001	Deutsche Bank AG	HSI R Bear CBBC Feb 2010 X	0.2900	19,600 per 12,000 units	19,100 per 12,000 units	2010/02/25	300,000,000	2009/07/02
64999	Goldman Sachs SP (Asia)	HSI R Bull CBBC Feb 2010 C	0.2500	17,100 per 15,000 units	17,600 per 15,000 units	2010/02/25	200,000,000	2009/07/02
64998	Goldman Sachs SP (Asia)	HSI R Bull CBBC Feb 2010 H	0.2500	16,900 per 15,000 units	17,400 per 15,000 units	2010/02/25	200,000,000	2009/07/02
64988	HK Bank	HSI R Bear CBBC Nov 2009 K	0.2500	18,900 per 16,000 units	18,300 per 16,000 units	2009/11/27	280,000,000	2009/07/02
64989	HK Bank	HSI R Bear CBBC Dec 2009 Q	0.2500	19,300 per 20,000 units	18,600 per 20,000 units	2009/12/30	280,000,000	2009/07/02
64991	SGA Societe Generale Acceptance N.V.	CLife R Bear CBBC Jan10E	0.4500	32.0000	30.5000	2010/01/20	100,000,000	2009/07/02
64992	SGA Societe Generale Acceptance N.V.	HKEx R Bear CBBC Jan10I	0.2500	138 per 100 units	130 per 100 units	2010/01/13	150,000,000	2009/07/02
64994	UBS AG	A50 China R Bull CBBC Dec 2009 O	0.2500	12.0800	12.8800	2009/12/28	200,000,000	2009/07/02
64995	UBS AG	HKEx R Bull CBBC Dec 2009 T	0.2500	105.88 per 100 units	113.88 per 100 units	2009/12/28	200,000,000	2009/07/02
64993	UBS AG	HSI R Bull CBBC Nov 2009 K	0.2500	16,900 per 12,000 units	17,400 per 12,000 units	2009/11/27	300,000,000	2009/07/02
64990	UBS AG	HSI R Bear CBBC Oct 2009 P	0.2500	18,100 per 12,000 units	17,600 per 12,000 units	2009/10/29	300,000,000	2009/07/02
65015	Goldman Sachs SP (Asia)	HSI R Bull CBBC Mar 2010 A	0.2500	17,500 per 15,000 units	18,000 per 15,000 units	2010/03/30	200,000,000	2009/07/03
65009	KBC Fin Products Int'l Ltd.	China Life R Bull CBBC Nov 09C	0.3200	25.6800	27.1800	2009/11/02	118,000,000	2009/07/03
65010	KBC Fin Products Int'l Ltd.	Ch Life R Bear CBBC Oct 2009 D	0.4100	31.9800	30.4800	2009/10/15	118,000,000	2009/07/03
65011	KBC Fin Products Int'l Ltd.	Ch Life R Bear CBBC Oct 2009 E	0.6300	34.1800	32.6800	2009/10/05	118,000,000	2009/07/03
65012	KBC Fin Products Int'l Ltd.	CP&CC R Bear CBBC Oct 2009 D	0.2500	7.3800	6.5800	2009/10/15	188,000,000	2009/07/03
65013	KBC Fin Products Int'l Ltd.	CP&CC R Bear CBBC Dec 2009 A	0.2500	6.8800	6.0800	2009/12/15	188,000,000	2009/07/03
65014	KBC Fin Products Int'l Ltd.	HKEx R Bull CBBC Nov 2009 K	0.2500	105.88 per 100 units	112.80 per 100 units	2009/11/18	188,000,000	2009/07/03
65007	KBC Fin Products Int'l Ltd.	HSI R Bear CBBC Oct 2009 M	0.2500	18,500 per 10,000 units	18,000 per 10,000 units	2009/10/29	208,000,000	2009/07/03
65008	KBC Fin Products Int'l Ltd.	HSI R Bear CBBC Nov 2009 N	0.2500	18,800 per 12,000 units	18,200 per 12,000 units	2009/11/27	248,000,000	2009/07/03
65002	CC Rabobank B.A.	HSI R Bear CBBC Jan 2010 R	0.2500	19,200 per 15,000 units	18,600 per 15,000 units	2010/01/28	100,000,000	2009/07/03
65003	CC Rabobank B.A.	HSI R Bear CBBC Jan 2010 S	0.2500	19,400 per 15,000 units	18,800 per 15,000 units	2010/01/28	100,000,000	2009/07/03
65004	CC Rabobank B.A.	HSI R Bear CBBC Jan 2010 T	0.2500	19,600 per 15,000 units	19,000 per 15,000 units	2010/01/28	100,000,000	2009/07/03
65005	CC Rabobank B.A.	HSI R Bear CBBC Jan 2010 U	0.2500	19,800 per 22,000 units	19,200 per 22,000 units	2010/01/28	100,000,000	2009/07/03
65006	CC Rabobank B.A.	HSI R Bear CBBC Jan 2010 V	0.2500	20,000 per 15,000 units	19,400 per 15,000 units	2010/01/28	100,000,000	2009/07/03
65020	BNP Paribas Arbit Issu B.V.	HSI R Bull CBBC Jan 2010 X	0.2500	16,800 per 16,000 units	17,400 per 16,000 units	2010/01/28	300,000,000	2009/07/06
65024	BNP Paribas Arbit Issu B.V.	HSI R Bull CBBC Jan 2010 Y	0.2500	17,000 per 12,000 units	17,600 per 12,000 units	2010/01/28	300,000,000	2009/07/06
65025	BNP Paribas Arbit Issu B.V.	HSI R Bull CBBC Jan 2010 Z	0.2500	17,200 per 14,000 units	17,800 per 14,000 units	2010/01/28	300,000,000	2009/07/06
65051	Deutsche Bank AG	China Life R Bull CBBC Dec 2009 F	0.4000	26.1800	27.1800	2009/12/21	150,000,000	2009/07/06

**Newly listed callable bull/bear contracts (continued)**

Code	Issuer	Name of issue	Issue prices (HK\$)	Strike price (HKD) / Strike level per 10 units	Call price (HKD) / Call level per 10 units	Expiry date	No. of issue (units)	Listing date
65052	Deutsche Bank AG	China Life R Bull CBBC Dec 2009 G	0.3000	27.1800	28.1800	2009/12/21	150,000,000	2009/07/06
65053	Deutsche Bank AG	HKEx R Bull CBBC Dec 2009 C	0.2500	113.18 per 100 units	120.18 per 100 units	2009/12/21	150,000,000	2009/07/06
65027	Deutsche Bank AG	HSI R Bull CBBC Jan 2010 Q	0.2500	17,900 per 12,000 units	18,400 per 12,000 units	2010/01/28	300,000,000	2009/07/06
65049	Goldman Sachs SP (Asia)	HSI R Bull CBBC Mar 2010 B	0.2500	17,700 per 15,000 units	18,200 per 15,000 units	2010/03/30	200,000,000	2009/07/06
65060	Goldman Sachs SP (Asia)	HSI R Bull CBBC Mar 2010 C	0.2500	17,900 per 15,000 units	18,400 per 15,000 units	2010/03/30	200,000,000	2009/07/06
65034	KBC Fin Products Int'l Ltd.	A50 China R Bull CBBC Oct 09 D	0.3000	10.8800	11.6800	2009/10/20	188,000,000	2009/07/06
65035	KBC Fin Products Int'l Ltd.	A50 China R Bull CBBC Nov 09 C	0.2500	11.5800	12.3800	2009/11/05	188,000,000	2009/07/06
65036	KBC Fin Products Int'l Ltd.	A50 China R Bull CBBC Nov 09 D	0.2500	12.0800	12.8800	2009/11/18	188,000,000	2009/07/06
65037	KBC Fin Products Int'l Ltd.	A50 China R Bull CBBC Dec 09 A	0.2700	11.1800	11.9800	2009/12/01	188,000,000	2009/07/06
65038	KBC Fin Products Int'l Ltd.	HKEx R Bull CBBC Dec 2009 D	0.2500	110.88 per 100 units	118.88 per 100 units	2009/12/10	188,000,000	2009/07/06
65041	KBC Fin Products Int'l Ltd.	HSI R Bull CBBC Nov 2009 P	0.2500	18,100 per 10,000 units	18,600 per 10,000 units	2009/11/27	208,000,000	2009/07/06
65042	KBC Fin Products Int'l Ltd.	HSI R Bull CBBC Dec 2009 X	0.2500	17,900 per 12,000 units	18,400 per 12,000 units	2009/12/30	248,000,000	2009/07/06
65026	KBC Fin Products Int'l Ltd.	HSI R Bear CBBC Oct 2009 G	0.2500	19,000 per 10,000 units	18,500 per 10,000 units	2009/10/29	208,000,000	2009/07/06
65039	KBC Fin Products Int'l Ltd.	SHK Ppt R Bull CBBC Dec 2009 B	0.2500	80.88 per 100 units	88.88 per 100 units	2009/12/15	188,000,000	2009/07/06
65040	KBC Fin Products Int'l Ltd.	SHK Ppt R Bear CBBC Feb 2010 A	0.4300	136.88 per 100 units	128.88 per 100 units	2010/02/18	188,000,000	2009/07/06
65016	Macquarie Bank Ltd.	HSI R Bull CBBC Nov 2009 L	0.2500	16,800 per 13,500 units	17,400 per 13,500 units	2009/11/27	400,000,000	2009/07/06
65029	SGA Societe Generale Acceptance N.V.	HSI R Bull CBBC Dec09P	0.2500	17,100 per 15,000 units	17,700 per 15,000 units	2009/12/30	300,000,000	2009/07/06
65030	SGA Societe Generale Acceptance N.V.	HSI R Bull CBBC Dec09Q	0.2500	17,300 per 15,000 units	17,900 per 15,000 units	2009/12/30	300,000,000	2009/07/06
65028	SGA Societe Generale Acceptance N.V.	HSI R Bull CBBC Dec09S	0.2500	16,900 per 15,000 units	17,500 per 15,000 units	2009/12/30	300,000,000	2009/07/06
65031	SGA Societe Generale Acceptance N.V.	HSI R Bull CBBC Jan10B	0.2500	16,800 per 12,000 units	17,400 per 12,000 units	2010/01/28	300,000,000	2009/07/06
65032	SGA Societe Generale Acceptance N.V.	HSI R Bull CBBC Jan10N	0.2500	17,000 per 12,000 units	17,600 per 12,000 units	2010/01/28	300,000,000	2009/07/06
65033	SGA Societe Generale Acceptance N.V.	HSI R Bull CBBC Jan10O	0.2500	17,200 per 12,000 units	17,800 per 12,000 units	2010/01/28	300,000,000	2009/07/06
65018	UBS AG	Cheung Kong R Bull CBBC Jan 2010 F	0.2500	75.88 per 100 units	83.88 per 100 units	2010/01/18	100,000,000	2009/07/06
65023	UBS AG	Cheung Kong R Bear CBBC Jan 2010 G	0.2500	111.88 per 100 units	103.88 per 100 units	2010/01/18	100,000,000	2009/07/06
65046	UBS AG	China Life R Bull CBBC Dec 2009 L	0.2500	26.8800	27.8800	2009/12/28	200,000,000	2009/07/06
65047	UBS AG	CNOOC R Bull CBBC Dec 2009 O	0.2500	8.3800	9.3800	2009/12/28	200,000,000	2009/07/06
65044	UBS AG	HSI R Bull CBBC Oct 2009 W	0.2500	17,500 per 12,000 units	18,000 per 12,000 units	2009/10/29	300,000,000	2009/07/06
65045	UBS AG	HSI R Bull CBBC Oct 2009 X	0.2500	18,100 per 12,000 units	18,600 per 12,000 units	2009/10/29	300,000,000	2009/07/06
65043	UBS AG	HSI R Bull CBBC Feb 2010 A	0.2500	17,100 per 12,000 units	17,600 per 12,000 units	2010/02/25	300,000,000	2009/07/06
65017	UBS AG	HSI R Bull CBBC Feb 2010 Z	0.2500	17,700 per 12,000 units	18,200 per 12,000 units	2010/02/25	300,000,000	2009/07/06
65021	UBS AG	HSI R Bear CBBC Feb 2010 L	0.2500	19,300 per 15,000 units	18,800 per 15,000 units	2010/02/25	300,000,000	2009/07/06
65022	UBS AG	HSI R Bear CBBC Feb 2010 M	0.2500	18,900 per 12,000 units	18,400 per 12,000 units	2010/02/25	300,000,000	2009/07/06
65048	UBS AG	HSI R Bear CBBC Feb 2010 N	0.2500	19,800 per 10,000 units	19,300 per 10,000 units	2010/02/25	300,000,000	2009/07/06
65019	UBS AG	SHK Ppt R Bull CBBC Dec 2009 A	0.2500	75.88 per 100 units	83.88 per 100 units	2009/12/21	100,000,000	2009/07/06
65077	ABN AMRO Bank N.V.	CC Bank R Bull CBBC Dec 2009 A	0.2500	4.1800	4.9800	2009/12/21	80,000,000	2009/07/07
65083	ABN AMRO Bank N.V.	CC Bank R Bear CBBC Dec 2009 B	0.2510	7.4800	6.6800	2009/12/21	80,000,000	2009/07/07
65084	ABN AMRO Bank N.V.	CC Bank R Bear CBBC Dec 2009 C	0.2560	8.4800	7.6800	2009/12/21	80,000,000	2009/07/07
65075	ABN AMRO Bank N.V.	A50 China R Bull CBBC Dec 2009 F	0.2500	11.9000	12.7000	2009/12/21	80,000,000	2009/07/07
65076	ABN AMRO Bank N.V.	A50 China R Bull CBBC Dec 2009 G	0.2500	12.2000	13.0000	2009/12/21	80,000,000	2009/07/07
65081	ABN AMRO Bank N.V.	A50 China R Bear CBBC Dec 2009 H	0.2500	15.4800	14.6800	2009/12/21	80,000,000	2009/07/07
65082	ABN AMRO Bank N.V.	A50 China R Bear CBBC Dec 2009 I	0.3110	16.8000	16.0000	2009/12/21	80,000,000	2009/07/07
65080	ABN AMRO Bank N.V.	HSI R Bull CBBC Dec 2009 O	0.2500	17,500 per 13,000 units	18,100 per 13,000 units	2009/12/30	250,000,000	2009/07/07
65078	ABN AMRO Bank N.V.	HSI R Bull CBBC Dec 2009 P	0.2500	16,800 per 25,000 units	17,400 per 25,000 units	2009/12/30	250,000,000	2009/07/07

## Newly listed callable bull/bear contracts (continued)

Code	Issuer	Name of issue	Issue prices (HK\$)	Strike price (HKD) / Strike level per 10 units	Call price (HKD) / Call level per 10 units	Expiry date	No. of issue (units)	Listing date
65079	ABN AMRO Bank N.V.	HSI R Bull CBBC Dec 2009 R	0.2500	17,300 per 13,000 units	17,900 per 13,000 units	2009/12/30	250,000,000	2009/07/07
65086	ABN AMRO Bank N.V.	HSI R Bear CBBC Nov 2009 K	0.2500	20,200 per 25,000 units	19,600 per 25,000 units	2009/11/27	250,000,000	2009/07/07
65087	ABN AMRO Bank N.V.	HSI R Bear CBBC Nov 2009 L	0.2500	20,200 per 14,000 units	19,600 per 14,000 units	2009/11/27	250,000,000	2009/07/07
65085	ABN AMRO Bank N.V.	HSI R Bear CBBC Nov 2009 P	0.2500	19,600 per 13,000 units	19,000 per 13,000 units	2009/11/27	250,000,000	2009/07/07
65070	CC Rabobank B.A.	HSI R Bull CBBC Jan 2010 W	0.2500	16,800 per 15,000 units	17,400 per 15,000 units	2010/01/28	100,000,000	2009/07/07
65071	CC Rabobank B.A.	HSI R Bull CBBC Jan 2010 X	0.2500	17,000 per 15,000 units	17,600 per 15,000 units	2010/01/28	100,000,000	2009/07/07
65072	CC Rabobank B.A.	HSI R Bull CBBC Jan 2010 Y	0.2500	17,200 per 15,000 units	17,800 per 15,000 units	2010/01/28	100,000,000	2009/07/07
65057	SGA Societe Generale Acceptance N.V.	BOCL R Bull CBBC Jan10C	0.2500	2.6000	2.8000	2010/01/20	200,000,000	2009/07/07
65061	SGA Societe Generale Acceptance N.V.	BOCL R Bear CBBC Jan10D	0.2500	4.9000	4.6000	2010/01/20	200,000,000	2009/07/07
65058	SGA Societe Generale Acceptance N.V.	BOCom R Bull CBBC Jan10C	0.2700	5.8000	6.4000	2010/01/20	100,000,000	2009/07/07
65062	SGA Societe Generale Acceptance N.V.	BOCom R Bear CBBC Jan10D	0.2500	10.4000	9.6000	2010/01/20	100,000,000	2009/07/07
65065	SGA Societe Generale Acceptance N.V.	CUIn R Bear CBBC Jan10D	0.2600	13.4000	12.5000	2010/01/20	50,000,000	2009/07/07
65059	SGA Societe Generale Acceptance N.V.	CCB R Bull CBBC Jan10D	0.2500	5.0000	5.4000	2010/01/20	200,000,000	2009/07/07
65063	SGA Societe Generale Acceptance N.V.	CCB R Bear CBBC Jan10E	0.2500	7.9000	7.4000	2010/01/20	200,000,000	2009/07/07
65066	SGA Societe Generale Acceptance N.V.	CNOOC R Bear CBBC Jan10A	0.2500	11.8000	11.0000	2010/01/13	200,000,000	2009/07/07
65060	SGA Societe Generale Acceptance N.V.	CP&CC R Bear CBBC Jan10A	0.2500	7.0000	6.5000	2010/01/20	200,000,000	2009/07/07
65054	SGA Societe Generale Acceptance N.V.	HSI R Bull CBBC Dec09R	0.2500	17,500 per 15,000 units	18,100 per 15,000 units	2009/12/30	300,000,000	2009/07/07
65056	SGA Societe Generale Acceptance N.V.	HSI R Bull CBBC Jan10G	0.2500	17,600 per 12,000 units	18,200 per 12,000 units	2010/01/28	300,000,000	2009/07/07
65055	SGA Societe Generale Acceptance N.V.	HSI R Bull CBBC Jan10M	0.2500	17,400 per 12,000 units	18,000 per 12,000 units	2010/01/28	300,000,000	2009/07/07
65064	SGA Societe Generale Acceptance N.V.	ICBC R Bull CBBC Jan10C	0.2500	4.4000	4.7000	2010/01/13	300,000,000	2009/07/07
65068	SGA Societe Generale Acceptance N.V.	ICBC R Bear CBBC Jan10D	0.2500	7.1000	6.7000	2010/01/13	300,000,000	2009/07/07
65067	SGA Societe Generale Acceptance N.V.	TCH R Bull CBBC Feb10B	0.2800	66 per 100 units	74 per 100 units	2010/02/10	100,000,000	2009/07/07
65074	UBS AG	A50 China R Bull CBBC Dec 2009 P	0.2500	12.5800	13.3800	2009/12/28	200,000,000	2009/07/07
65069	UBS AG	HSI R Bull CBBC Oct 2009 H	0.2500	18,000 per 10,000 units	18,500 per 10,000 units	2009/10/29	300,000,000	2009/07/07
65073	UBS AG	HSI R Bear CBBC Oct 2009 M	0.2500	19,100 per 12,000 units	18,600 per 12,000 units	2009/10/29	300,000,000	2009/07/07
65105	ABN AMRO Bank N.V.	A50 China R Bull CBBC Dec 2009 J	0.2500	12.5000	13.3000	2009/12/21	80,000,000	2009/07/08
65094	BNP Paribas Arbit Issu B.V.	HSI R Bull CBBC Feb 2010 L	0.2500	17,400 per 12,000 units	18,000 per 12,000 units	2010/02/25	300,000,000	2009/07/08
65095	BNP Paribas Arbit Issu B.V.	HSI R Bull CBBC Feb 2010 M	0.2500	17,800 per 12,000 units	18,400 per 12,000 units	2010/02/25	300,000,000	2009/07/08
65107	Deutsche Bank AG	CC Bank R Bear CBBC Dec 2009 E	0.4200	9.9800	9.1800	2009/12/21	150,000,000	2009/07/08
65108	Deutsche Bank AG	China Life R Bear CBBC Dec 2009 H	0.4300	32.1800	31.1800	2009/12/21	150,000,000	2009/07/08
65100	Deutsche Bank AG	HSI R Bull CBBC Jan 2010 F	0.2500	18,100 per 12,000 units	18,600 per 12,000 units	2010/01/28	300,000,000	2009/07/08
65110	Deutsche Bank AG	HSI R Bear CBBC Jan 2010 J	0.2500	19,400 per 15,000 units	18,600 per 15,000 units	2010/01/28	300,000,000	2009/07/08
65109	Deutsche Bank AG	HSI R Bear CBBC Jan 2010 L	0.2500	19,200 per 12,000 units	18,700 per 12,000 units	2010/01/28	300,000,000	2009/07/08
65111	Goldman Sachs SP (Asia)	HSI R Bear CBBC Mar 2010 D	0.2500	19,100 per 15,000 units	18,600 per 15,000 units	2010/03/30	200,000,000	2009/07/08
65112	Goldman Sachs SP (Asia)	HSI R Bear CBBC Mar 2010 E	0.2500	19,300 per 15,000 units	18,800 per 15,000 units	2010/03/30	200,000,000	2009/07/08
65092	HK Bank	A50 R Bull CBBC Dec 2009 C	0.2500	11.8800	12.8800	2009/12/18	120,000,000	2009/07/08
65093	HK Bank	A50 R Bear CBBC Jan 2010 A	0.2500	15.6800	15.1800	2010/01/18	120,000,000	2009/07/08
65090	HK Bank	HSCEI R Bull CBBC Dec 2009 A	0.2500	9,300 per 8,000 units	9,900 per 8,000 units	2009/12/30	120,000,000	2009/07/08
65091	HK Bank	HSCEI R Bear CBBC Jan 2010 A	0.2500	12,400 per 10,000 units	11,800 per 10,000 units	2010/01/28	120,000,000	2009/07/08
65088	HK Bank	HSI R Bull CBBC Dec 2009 R	0.2500	16,800 per 12,000 units	17,500 per 12,000 units	2009/12/30	280,000,000	2009/07/08
65089	HK Bank	HSI R Bull CBBC Jan 2010 F	0.2500	17,000 per 14,000 units	17,800 per 14,000 units	2010/01/28	280,000,000	2009/07/08
65103	KBC Fin Products Int'l Ltd.	A50 China R Bull CBBC Dec 09 B	0.2500	12.6800	13.3800	2009/12/08	188,000,000	2009/07/08
65099	KBC Fin Products Int'l Ltd.	HSI R Bear CBBC Nov 2009 M	0.2500	19,200 per 10,000 units	18,700 per 10,000 units	2009/11/27	208,000,000	2009/07/08

## Newly listed callable bull/bear contracts (continued)

Code	Issuer	Name of issue	Issue prices (HK\$)	Strike price (HKD) / Strike level per 10 units	Call price (HKD) / Call level per 10 units	Expiry date	No. of issue (units)	Listing date
65106	KBC Fin Products Int'l Ltd.	HSI R Bear CBBC Dec 2009 Y	0.2500	18,900 per 12,000 units	18,400 per 12,000 units	2009/12/30	248,000,000	2009/07/08
65097	UBS AG	HSCEI R Bull CBBC Dec 2009 F	0.2500	9,800 per 7,000 units	10,500 per 7,000 units	2009/12/30	200,000,000	2009/07/08
65098	UBS AG	HSCEI R Bull CBBC Dec 2009 G	0.2500	10,000 per 12,000 units	10,800 per 12,000 units	2009/12/30	200,000,000	2009/07/08
65101	UBS AG	HSI R Bull CBBC Nov 2009 J	0.2500	17,900 per 12,000 units	18,400 per 12,000 units	2009/11/27	300,000,000	2009/07/08
65102	UBS AG	HSI R Bull CBBC Mar 2010 J	0.2500	16,800 per 38,000 units	17,800 per 38,000 units	2010/03/30	400,000,000	2009/07/08
65096	UBS AG	HSI R Bear CBBC Oct 2009 F	0.2500	19,200 per 10,000 units	18,700 per 10,000 units	2009/10/29	300,000,000	2009/07/08
65104	UBS AG	HSI R Bear CBBC Oct 2009 T	0.2500	19,000 per 10,000 units	18,500 per 10,000 units	2009/10/29	300,000,000	2009/07/08
65127	ABN AMRO Bank N.V.	A50 China R Bull CBBC Dec 2009 K	0.2500	12.8000	13.6000	2009/12/21	80,000,000	2009/07/09
65124	Deutsche Bank AG	HSI R Bear CBBC Feb 2010 Y	0.2500	18,800 per 12,000 units	18,300 per 12,000 units	2010/02/25	300,000,000	2009/07/09
65125	Deutsche Bank AG	HSI R Bear CBBC Feb 2010 Z	0.2500	19,000 per 15,000 units	18,200 per 15,000 units	2010/02/25	300,000,000	2009/07/09
65128	Goldman Sachs SP (Asia)	HSI R Bear CBBC Mar 2010 F	0.2500	18,900 per 15,000 units	18,400 per 15,000 units	2010/03/30	200,000,000	2009/07/09
65126	KBC Fin Products Int'l Ltd.	A50 China R Bull CBBC Jan 10 A	0.2500	12.9800	13.7800	2010/01/08	188,000,000	2009/07/09
65114	KBC Fin Products Int'l Ltd.	HSI R Bull CBBC Oct 2009 K	0.2500	17,800 per 10,000 units	18,300 per 10,000 units	2009/10/29	208,000,000	2009/07/09
65116	UBS AG	CC Bank R Bear CBBC Jan 2010 F	0.2500	8.4800	7.8800	2010/01/25	200,000,000	2009/07/09
65117	UBS AG	China Life R Bear CBBC Jan 2010 E	0.7900	36.8800	35.8800	2010/01/25	300,000,000	2009/07/09
65118	UBS AG	CM Bank R Bear CBBC Jan 2010 N	0.6900	24.8800	22.8800	2010/01/25	200,000,000	2009/07/09
65115	UBS AG	A50 China R Bull CBBC Jan 2010 F	0.2500	13.0800	13.8800	2010/01/25	300,000,000	2009/07/09
65119	UBS AG	A50 China R Bear CBBC Jan 2010 G	0.3450	17.6800	16.8800	2010/01/25	300,000,000	2009/07/09
65120	UBS AG	A50 China R Bear CBBC Jan 2010 H	0.4450	18.6800	17.8800	2010/01/25	300,000,000	2009/07/09
65122	UBS AG	HSI R Bull CBBC Jan 2010 W	0.2500	17,600 per 10,000 units	18,100 per 10,000 units	2010/01/28	300,000,000	2009/07/09
65121	UBS AG	HSI R Bull CBBC Feb 2010 E	0.2500	17,200 per 15,000 units	17,700 per 15,000 units	2010/02/25	400,000,000	2009/07/09
65113	UBS AG	HSI R Bear CBBC Oct 2009 P	0.2500	19,300 per 12,000 units	18,800 per 12,000 units	2009/10/29	300,000,000	2009/07/09
65123	UBS AG	HSI R Bear CBBC Oct 2009 Y	0.2500	18,700 per 12,000 units	18,200 per 12,000 units	2009/10/29	300,000,000	2009/07/09
65150	ABN AMRO Bank N.V.	A50 China R Bull CBBC Dec 2009 L	0.2500	13.1000	13.9000	2009/12/21	80,000,000	2009/07/10
65152	Deutsche Bank AG	HSI R Bear CBBC Feb 2010 C	0.2700	19,000 per 12,000 units	18,500 per 12,000 units	2010/02/25	300,000,000	2009/07/10
65153	Deutsche Bank AG	HSI R Bear CBBC Feb 2010 T	0.2700	19,200 per 15,000 units	18,400 per 15,000 units	2010/02/25	300,000,000	2009/07/10
65151	Goldman Sachs SP (Asia)	HSI R Bull CBBC Mar 2010 G	0.2500	17,500 per 15,000 units	18,000 per 15,000 units	2010/03/30	200,000,000	2009/07/10
65140	KBC Fin Products Int'l Ltd.	HSI R Bull CBBC Dec 2009 Z	0.2500	17,500 per 10,000 units	18,000 per 10,000 units	2009/12/30	208,000,000	2009/07/10
65148	KBC Fin Products Int'l Ltd.	HSI R Bear CBBC Nov 2009 Y	0.2500	18,800 per 12,000 units	18,200 per 12,000 units	2009/11/27	248,000,000	2009/07/10
65137	Merrill Lynch Int'l & Co. C.V.	HSI R Bear CBBC Jan 2010 E	0.2500	19,900 per 15,000 units	19,300 per 15,000 units	2010/01/28	300,000,000	2009/07/10
65138	Merrill Lynch Int'l & Co. C.V.	HSI R Bear CBBC Jan 2010 F	0.2500	21,900 per 15,000 units	21,300 per 15,000 units	2010/01/28	300,000,000	2009/07/10
65139	Merrill Lynch Int'l & Co. C.V.	HSI R Bear CBBC Jan 2010 G	0.2900	22,400 per 15,000 units	21,800 per 15,000 units	2010/01/28	300,000,000	2009/07/10
65130	SGA Societe Generale Acceptance N.V.	CShen R Bear CBBC Jan10C	0.8500	36.8000	34.0000	2010/01/20	50,000,000	2009/07/10
65135	SGA Societe Generale Acceptance N.V.	A50 R Bear CBBC Jan10J	0.2600	16.8000	16.0000	2010/01/20	150,000,000	2009/07/10
65136	SGA Societe Generale Acceptance N.V.	A50 R Bear CBBC Jan10K	0.3100	17.3000	16.5000	2010/01/20	150,000,000	2009/07/10
65129	SGA Societe Generale Acceptance NV	HSCEI R Bull CBBC Dec09C	0.2500	9,700 per 12,000 units	10,400 per 12,000 units	2009/12/30	200,000,000	2009/07/10
65133	SGA Societe Generale Acceptance NV	HSCEI R Bear CBBC Dec09D	0.2500	13,500 per 12,000 units	12,800 per 12,000 units	2009/12/30	200,000,000	2009/07/10
65134	SGA Societe Generale Acceptance NV	HSCEI R Bear CBBC Dec09E	0.2700	14,100 per 12,000 units	13,400 per 12,000 units	2009/12/30	200,000,000	2009/07/10
65131	SGA Societe Generale Acceptance N.V.	HSI R Bear CBBC Jan10H	0.2500	19,300 per 15,000 units	18,700 per 15,000 units	2010/01/28	300,000,000	2009/07/10
65132	SGA Societe Generale Acceptance N.V.	HSI R Bear CBBC Jan10W	0.2500	19,400 per 12,000 units	18,800 per 12,000 units	2010/01/28	300,000,000	2009/07/10
65141	UBS AG	CM Bank R Bull CBBC Jan 2010 O	0.3750	13.8800	15.8800	2010/01/18	200,000,000	2009/07/10
65145	UBS AG	CM Bank R Bear CBBC Jan 2010 P	0.6300	23.8800	21.8800	2010/01/18	200,000,000	2009/07/10
65142	UBS AG	A50 China R Bear CBBC Jan 2010 I	0.4000	18.1800	17.3800	2010/01/18	300,000,000	2009/07/10

**Newly listed callable bull/bear contracts (continued)**

Code	Issuer	Name of issue	Issue prices (HK\$)	Strike price (HKD) / Strike level per 10 units	Call price (HKD) / Call level per 10 units	Expiry date	No. of issue (units)	Listing date
65143	UBS AG	A50 China R Bear CBBC Jan 2010 J	0.4950	19.1800	18.3800	2010/01/18	300,000,000	2009/07/10
65144	UBS AG	HSBC R Bear CBBC Jan 2010 D	0.2500	74.88 per 100 units	68.88 per 100 units	2010/01/18	300,000,000	2009/07/10
65147	UBS AG	HSCEI R Bear CBBC Feb 2010 B	0.2500	11,900 per 7,000 units	11,200 per 7,000 units	2010/02/25	200,000,000	2009/07/10
65146	UBS AG	HSI R Bull CBBC Jan 2010 G	0.2500	17,400 per 10,000 units	17,900 per 10,000 units	2010/01/28	300,000,000	2009/07/10
65149	UBS AG	HSI R Bear CBBC Feb 2010 O	0.2500	18,600 per 10,000 units	18,100 per 10,000 units	2010/02/25	300,000,000	2009/07/10
65174	ABN AMRO Bank N.V.	HSI R Bear CBBC Nov 2009 O	0.2500	19,300 per 13,000 units	18,700 per 13,000 units	2009/11/27	250,000,000	2009/07/13
65177	ABN AMRO Bank N.V.	HSI R Bear CBBC Dec 2009 A	0.2500	19,700 per 28,000 units	19,100 per 28,000 units	2009/12/30	250,000,000	2009/07/13
65175	ABN AMRO Bank N.V.	HSI R Bear CBBC Dec 2009 Q	0.2500	18,900 per 13,000 units	18,300 per 13,000 units	2009/12/30	250,000,000	2009/07/13
65176	ABN AMRO Bank N.V.	HSI R Bear CBBC Dec 2009 S	0.2500	19,100 per 14,000 units	18,500 per 14,000 units	2009/12/30	250,000,000	2009/07/13
65167	BNP Paribas Arbit Issu B.V.	Ch Mob R Bull CBBC Jan 2010 A	0.2500	60.28 per 100 units	66.28 per 100 units	2010/01/28	100,000,000	2009/07/13
65170	Deutsche Bank AG	HSI R Bear CBBC Jan 2010 O	0.2500	18,600 per 12,000 units	18,100 per 12,000 units	2010/01/28	300,000,000	2009/07/13
65171	Deutsche Bank AG	HSI R Bear CBBC Mar 2010 K	0.2500	19,700 per 30,000 units	18,700 per 30,000 units	2010/03/30	300,000,000	2009/07/13
65169	Goldman Sachs SP (Asia)	HSI R Bear CBBC Mar 2010 H	0.2500	18,700 per 15,000 units	18,200 per 15,000 units	2010/03/30	200,000,000	2009/07/13
65172	KBC Fin Products Int'l Ltd.	A50 China R Bull CBBC Jan 10 B	0.2500	13.4800	14.2800	2010/01/04	188,000,000	2009/07/13
65173	KBC Fin Products Int'l Ltd.	HSI R Bear CBBC Dec 2009 F	0.2500	18,500 per 10,000 units	18,000 per 10,000 units	2009/12/30	208,000,000	2009/07/13
65154	CC Rabobank B.A.	A50 China R Bull CBBC Feb 2010 E	0.3000	12.4800	13.2800	2010/02/25	100,000,000	2009/07/13
65155	CC Rabobank B.A.	A50 China R Bull CBBC Feb 2010 F	0.2500	12.9800	13.7800	2010/02/25	100,000,000	2009/07/13
65159	CC Rabobank B.A.	A50 China R Bear CBBC Feb 2010 G	0.2500	16.5800	15.7800	2010/02/25	100,000,000	2009/07/13
65160	CC Rabobank B.A.	A50 China R Bear CBBC Feb 2010 H	0.3000	17.0800	16.2800	2010/02/25	100,000,000	2009/07/13
65161	CC Rabobank B.A.	A50 China R Bear CBBC Feb 2010 I	0.3500	17.5800	16.7800	2010/02/25	100,000,000	2009/07/13
65156	SGA Societe Generale Acceptance N.V.	HSI R Bear CBBC Jan10C	0.2500	19,100 per 10,000 units	18,500 per 10,000 units	2010/01/28	300,000,000	2009/07/13
65157	SGA Societe Generale Acceptance N.V.	HSI R Bear CBBC Jan10X	0.2500	19,200 per 12,000 units	18,600 per 12,000 units	2010/01/28	300,000,000	2009/07/13
65162	UBS AG	China Mobile R Bear CBBC Jan 2010 D	0.2500	84.88 per 100 units	78.88 per 100 units	2010/01/18	300,000,000	2009/07/13
65163	UBS AG	CNOOC R Bear CBBC Jan 2010 D	0.2500	10.8800	9.8800	2010/01/18	200,000,000	2009/07/13
65158	UBS AG	HSI R Bull CBBC Oct 2009 W	0.2500	17,700 per 12,000 units	18,200 per 12,000 units	2009/10/29	300,000,000	2009/07/13
65165	UBS AG	HSI R Bear CBBC Oct 2009 X	0.2500	18,800 per 10,000 units	18,300 per 10,000 units	2009/10/29	300,000,000	2009/07/13
65168	UBS AG	HSI R Bear CBBC Jan 2010 R	0.2500	18,500 per 12,000 units	18,000 per 12,000 units	2010/01/28	300,000,000	2009/07/13
65166	UBS AG	HSI R Bear CBBC Mar 2010 K	0.2500	19,800 per 38,000 units	18,800 per 38,000 units	2010/03/30	400,000,000	2009/07/13
65164	UBS AG	Petrochina R Bear CBBC Jan 2010 E	0.2500	9.6800	8.8800	2010/01/18	200,000,000	2009/07/13
64619 <sup>‡</sup>	CC Rabobank B.A.	HSI R Bull CBBC Dec 2009 L	0.0970	16,700 per 11,000 units	17,300 per 11,000 units	2009/12/30	200,000,000	2009/07/13
65002 <sup>‡</sup>	CC Rabobank B.A.	HSI R Bear CBBC Jan 2010 R	0.1110	19,200 per 15,000 units	18,600 per 15,000 units	2010/01/28	200,000,000	2009/07/13
63194 <sup>‡</sup>	SGA Societe Generale Acceptance N.V.	CP&CC R Bull CBBC Dec09B	0.1380	4.7000	5.3000	2009/12/23	100,000,000	2009/07/13
65186	Deutsche Bank AG	HSI R Bear CBBC Jan 2010 E	0.2600	18,700 per 15,000 units	18,000 per 15,000 units	2010/01/28	300,000,000	2009/07/14
65185	Deutsche Bank AG	HSI R Bear CBBC Jan 2010 M	0.2500	18,400 per 12,000 units	17,900 per 12,000 units	2010/01/28	300,000,000	2009/07/14
65182	KBC Fin Products Int'l Ltd.	HSI R Bear CBBC Dec 2009 I	0.2500	18,400 per 12,000 units	17,900 per 12,000 units	2009/12/30	248,000,000	2009/07/14
65179	UBS AG	China Tel R Bull CBBC Feb 2010 A	0.2500	2.9800	3.3800	2010/02/22	100,000,000	2009/07/14
65184	UBS AG	China Tel R Bear CBBC Feb 2010 B	0.2500	4.7800	4.3800	2010/02/22	100,000,000	2009/07/14
65178	UBS AG	CCHC R Bull CBBC Feb 2010 A	0.2500	6.8800	7.8800	2010/02/22	100,000,000	2009/07/14
65183	UBS AG	CCHC R Bear CBBC Feb 2010 B	0.2850	11.8800	10.8800	2010/02/22	100,000,000	2009/07/14
65180	UBS AG	HSI R Bull CBBC Oct 2009 H	0.2500	17,500 per 12,000 units	18,000 per 12,000 units	2009/10/29	300,000,000	2009/07/14
65181	UBS AG	HSI R Bear CBBC Feb 2010 P	0.2500	18,400 per 10,000 units	17,900 per 10,000 units	2010/02/25	300,000,000	2009/07/14
65192	BOCI Asia Ltd.	HSI R Bull CBBC Jan 2010 A	0.2500	16,400 per 14,000 units	16,900 per 14,000 units	2010/01/28	200,000,000	2009/07/15
65196	BOCI Asia Ltd.	HSI R Bear CBBC Jan 2010 B	0.2500	19,200 per 14,000 units	18,700 per 14,000 units	2010/01/28	200,000,000	2009/07/15



## Newly listed callable bull/bear contracts (continued)

Code	Issuer	Name of issue	Issue prices (HK\$)	Strike price (HKD) / Strike level per 10 units	Call price (HKD) / Call level per 10 units	Expiry date	No. of issue (units)	Listing date
65218	Deutsche Bank AG	HSI R Bear CBBC Jan 2010 F	0.2500	18,300 per 15,000 units	17,600 per 15,000 units	2010/01/28	300,000,000	2009/07/15
65217	Deutsche Bank AG	HSI R Bear CBBC Jan 2010 Q	0.2500	18,200 per 12,000 units	17,700 per 12,000 units	2010/01/28	300,000,000	2009/07/15
65219	Deutsche Bank AG	HSI R Bear CBBC Mar 2010 L	0.2500	19,200 per 30,000 units	18,200 per 30,000 units	2010/03/30	300,000,000	2009/07/15
65224	Goldman Sachs SP (Asia)	HSI R Bear CBBC Mar 2010 I	0.2500	18,500 per 12,000 units	18,000 per 12,000 units	2010/03/30	200,000,000	2009/07/15
65187	HK Bank	HSI R Bear CBBC Jan 2010 G	0.2500	19,600 per 18,000 units	18,800 per 18,000 units	2010/01/28	250,000,000	2009/07/15
65188	HK Bank	HSI R Bear CBBC Mar 2010 C	0.2500	19,188 per 16,000 units	18,388 per 16,000 units	2010/03/30	250,000,000	2009/07/15
65193	KBC Fin Products Int'l Ltd.	HSI R Bull CBBC Nov 2009 O	0.2500	17,100 per 12,000 units	17,700 per 12,000 units	2009/11/27	248,000,000	2009/07/15
65194	KBC Fin Products Int'l Ltd.	HSI R Bull CBBC Dec 2009 J	0.2500	17,000 per 12,000 units	17,500 per 12,000 units	2009/12/30	248,000,000	2009/07/15
65222	KBC Fin Products Int'l Ltd.	HSI R Bear CBBC Nov 2009 Z	0.2500	18,100 per 10,000 units	17,600 per 10,000 units	2009/11/27	208,000,000	2009/07/15
65223	KBC Fin Products Int'l Ltd.	HSI R Bear CBBC Dec 2009 K	0.2500	18,400 per 12,000 units	17,800 per 12,000 units	2009/12/30	248,000,000	2009/07/15
65216	Macquarie Bank Ltd.	HSI R Bear CBBC Oct 2009 N	0.2500	19,200 per 12,000 units	18,600 per 12,000 units	2009/10/29	400,000,000	2009/07/15
65189	SGA Societe Generale Acceptance N.V.	A50 R Bull CBBC Jan10L	0.2800	11.8000	12.5000	2010/01/20	150,000,000	2009/07/15
65190	SGA Societe Generale Acceptance N.V.	A50 R Bull CBBC Jan10M	0.2500	12.3000	13.0000	2010/01/20	150,000,000	2009/07/15
65191	SGA Societe Generale Acceptance N.V.	A50 R Bull CBBC Jan10N	0.2500	12.8000	13.5000	2010/01/20	150,000,000	2009/07/15
65205	SGA Societe Generale Acceptance N.V.	HSI R Bull CBBC Feb10A	0.3850	14,700 per 10,000 units	15,300 per 10,000 units	2010/02/25	300,000,000	2009/07/15
65206	SGA Societe Generale Acceptance N.V.	HSI R Bull CBBC Feb10B	0.2650	15,200 per 12,000 units	15,800 per 12,000 units	2010/02/25	300,000,000	2009/07/15
65207	SGA Societe Generale Acceptance N.V.	HSI R Bull CBBC Feb10C	0.3050	15,300 per 10,000 units	15,900 per 10,000 units	2010/02/25	300,000,000	2009/07/15
65208	SGA Societe Generale Acceptance N.V.	HSI R Bear CBBC Feb10D	0.2500	18,300 per 12,000 units	17,700 per 12,000 units	2010/02/25	300,000,000	2009/07/15
65209	SGA Societe Generale Acceptance N.V.	HSI R Bear CBBC Feb10E	0.2500	18,400 per 15,000 units	17,800 per 15,000 units	2010/02/25	300,000,000	2009/07/15
65210	SGA Societe Generale Acceptance N.V.	HSI R Bear CBBC Feb10F	0.2500	18,500 per 10,000 units	17,900 per 10,000 units	2010/02/25	300,000,000	2009/07/15
65211	SGA Societe Generale Acceptance N.V.	HSI R Bear CBBC Feb10G	0.2500	18,600 per 12,000 units	18,000 per 12,000 units	2010/02/25	300,000,000	2009/07/15
65212	SGA Societe Generale Acceptance N.V.	HSI R Bear CBBC Feb10H	0.2500	18,700 per 15,000 units	18,100 per 15,000 units	2010/02/25	300,000,000	2009/07/15
65213	SGA Societe Generale Acceptance N.V.	HSI R Bear CBBC Feb10I	0.2500	18,800 per 10,000 units	18,200 per 10,000 units	2010/02/25	300,000,000	2009/07/15
65214	SGA Societe Generale Acceptance N.V.	HSI R Bear CBBC Feb10J	0.2500	18,900 per 12,000 units	18,300 per 12,000 units	2010/02/25	300,000,000	2009/07/15
65215	SGA Societe Generale Acceptance N.V.	HSI R Bear CBBC Feb10K	0.2500	19,000 per 15,000 units	18,400 per 15,000 units	2010/02/25	300,000,000	2009/07/15
65199	UBS AG	China Life R Bear CBBC Dec 2009 M	0.2500	31.3800	30.3800	2009/12/28	300,000,000	2009/07/15
65201	UBS AG	CNOOC R Bear CBBC Dec 2009 P	0.3200	12.1800	11.1800	2009/12/28	200,000,000	2009/07/15
65200	UBS AG	CNOOC R Bear CBBC Dec 2009 Q	0.2500	11.1800	10.1800	2009/12/28	200,000,000	2009/07/15
65204	UBS AG	HKEx R Bear CBBC Dec 2009 U	0.2500	131.88 per 100 units	123.88 per 100 units	2009/12/28	300,000,000	2009/07/15
65202	UBS AG	HSBC R Bear CBBC Dec 2009 M	0.2500	79.38 per 100 units	73.38 per 100 units	2009/12/28	300,000,000	2009/07/15
65203	UBS AG	HSBC R Bear CBBC Dec 2009 N	0.2500	84.38 per 100 units	78.38 per 100 units	2009/12/28	300,000,000	2009/07/15
65197	UBS AG	HSCEI R Bear CBBC Nov 2009 R	0.2500	11,400 per 7,000 units	10,700 per 7,000 units	2009/11/27	200,000,000	2009/07/15
65198	UBS AG	HSCEI R Bear CBBC Nov 2009 S	0.2500	11,900 per 7,000 units	11,200 per 7,000 units	2009/11/27	200,000,000	2009/07/15
65195	UBS AG	HSI R Bull CBBC Oct 2009 S	0.2500	17,300 per 12,000 units	17,800 per 12,000 units	2009/10/29	300,000,000	2009/07/15
65220	UBS AG	HSI R Bear CBBC Oct 2009 V	0.2500	18,100 per 12,000 units	17,600 per 12,000 units	2009/10/29	300,000,000	2009/07/15
65221	UBS AG	HSI R Bear CBBC Mar 2010 L	0.2500	19,300 per 38,000 units	18,300 per 38,000 units	2010/03/30	400,000,000	2009/07/15
65238	ABN AMRO Bank N.V.	HSI R Bull CBBC Dec 2009 G	0.2500	14,600 per 28,000 units	15,200 per 28,000 units	2009/12/30	250,000,000	2009/07/16
65239	ABN AMRO Bank N.V.	HSI R Bull CBBC Dec 2009 X	0.2500	15,400 per 28,000 units	16,000 per 28,000 units	2009/12/30	250,000,000	2009/07/16
65244	ABN AMRO Bank N.V.	HSI R Bear CBBC Dec 2009 K	0.2500	18,700 per 12,000 units	18,100 per 12,000 units	2009/12/30	250,000,000	2009/07/16
65243	ABN AMRO Bank N.V.	HSI R Bear CBBC Dec 2009 Y	0.2500	18,500 per 14,000 units	17,900 per 14,000 units	2009/12/30	250,000,000	2009/07/16
65225	BNP Paribas Arbit Issu B.V.	HSI R Bear CBBC Feb 2010 N	0.2500	18,600 per 10,000 units	18,000 per 10,000 units	2010/02/25	300,000,000	2009/07/16
65226	BNP Paribas Arbit Issu B.V.	HSI R Bear CBBC Feb 2010 O	0.2500	18,800 per 14,000 units	18,200 per 14,000 units	2010/02/25	300,000,000	2009/07/16
65227	BNP Paribas Arbit Issu B.V.	HSI R Bear CBBC Feb 2010 P	0.2500	19,200 per 12,000 units	18,600 per 12,000 units	2010/02/25	300,000,000	2009/07/16

## Newly listed callable bull/bear contracts (continued)

Code	Issuer	Name of issue	Issue prices (HK\$)	Strike price (HKD) / Strike level per 10 units	Call price (HKD) / Call level per 10 units	Expiry date	No. of issue (units)	Listing date
65235	Deutsche Bank AG	HSI R Bull CBBC Feb 2010 E	0.2700	17,000 per 12,000 units	17,500 per 12,000 units	2010/02/25	300,000,000	2009/07/16
65236	Deutsche Bank AG	HSI R Bull CBBC Feb 2010 F	0.2500	17,200 per 12,000 units	17,700 per 12,000 units	2010/02/25	300,000,000	2009/07/16
65237	Goldman Sachs SP (Asia)	HSI R Bear CBBC Mar 2010 J	0.2500	19,400 per 15,000 units	18,900 per 15,000 units	2010/03/30	200,000,000	2009/07/16
65232	UBS AG	China Life R Bull CBBC Jan 2010 F	0.2500	27.8800	28.8800	2010/01/25	300,000,000	2009/07/16
65231	UBS AG	CM Bank R Bear CBBC Jan 2010 Q	0.4000	19.8800	17.8800	2010/01/25	200,000,000	2009/07/16
65233	UBS AG	Sinopec Corp R Bull CBBC Jan 2010 D	0.2500	5.0800	5.8800	2010/01/25	200,000,000	2009/07/16
65228	UBS AG	HSCEI R Bear CBBC Nov 2009 T	0.2500	11,800 per 12,000 units	11,000 per 12,000 units	2009/11/27	200,000,000	2009/07/16
65229	UBS AG	HSI R Bull CBBC Jan 2010 J	0.2500	17,200 per 10,000 units	17,700 per 10,000 units	2010/01/28	300,000,000	2009/07/16
65234	UBS AG	HSI R Bear CBBC Jan 2010 W	0.2500	18,200 per 10,000 units	17,700 per 10,000 units	2010/01/28	300,000,000	2009/07/16
65230	UBS AG	Petrochina R Bear CBBC Jan 2010 F	0.2500	9.1800	8.3800	2010/01/25	200,000,000	2009/07/16
65254	Deutsche Bank AG	China Life R Bull CBBC Jan 2010 A	0.4500	28.1800	29.1800	2010/01/12	150,000,000	2009/07/17
65253	Deutsche Bank AG	A50 China R Bull CBBC Jan 2010 A	0.2500	12.8800	13.6800	2010/01/12	150,000,000	2009/07/17
65257	Deutsche Bank AG	A50 China R Bear CBBC Jan 2010 B	0.4500	17.9800	17.1800	2010/01/12	150,000,000	2009/07/17
65255	Deutsche Bank AG	HSBC R Bear CBBC Jan 2010 A	0.2500	81.88 per 100 units	75.88 per 100 units	2010/01/12	150,000,000	2009/07/17
65256	Deutsche Bank AG	HSBC R Bear CBBC Jan 2010 B	0.3500	91.88 per 100 units	85.88 per 100 units	2010/01/12	150,000,000	2009/07/17
65241	SGA Societe Generale Acceptance N.V.	CMob R Bear CBBC Jan10E	0.2500	86 per 100 units	82 per 100 units	2010/01/13	300,000,000	2009/07/17
65245	SGA Societe Generale Acceptance N.V.	CTel R Bull CBBC Jan10B	0.2500	3.0000	3.3000	2010/01/20	150,000,000	2009/07/17
65240	SGA Societe Generale Acceptance N.V.	CCCCL R Bear CBBC Jan10A	0.2900	11.4000	10.5000	2010/01/20	50,000,000	2009/07/17
65252	SGA Societe Generale Acceptance N.V.	CLife R Bull CBBC Jan10F	0.4500	26.6000	28.0000	2010/01/20	100,000,000	2009/07/17
65246	SGA Societe Generale Acceptance N.V.	CNOOC R Bear CBBC Jan10B	0.2500	10.7000	10.0000	2010/01/13	200,000,000	2009/07/17
65242	SGA Societe Generale Acceptance N.V.	CP&CC R Bull CBBC Jan10B	0.2500	5.4000	5.8000	2010/01/20	200,000,000	2009/07/17
65247	SGA Societe Generale Acceptance N.V.	HKEx R Bear CBBC Jan10J	0.2500	133 per 100 units	125 per 100 units	2010/01/13	150,000,000	2009/07/17
65248	SGA Societe Generale Acceptance N.V.	HSBC R Bear CBBC Jan10F	0.2500	71 per 100 units	67 per 100 units	2010/01/20	300,000,000	2009/07/17
65249	SGA Societe Generale Acceptance N.V.	PetCh R Bear CBBC Jan10F	0.2500	9.5000	8.8000	2010/01/13	150,000,000	2009/07/17
65250	SGA Societe Generale Acceptance N.V.	PetCh R Bear CBBC Jan10G	0.2500	10.0000	9.3000	2010/01/13	150,000,000	2009/07/17
65251	UBS AG	HSI R Bull CBBC Jan 2010 G	0.2500	17,100 per 12,000 units	17,600 per 12,000 units	2010/01/28	300,000,000	2009/07/17
65258	UBS AG	HSI R Bear CBBC Feb 2010 Q	0.2500	18,300 per 12,000 units	17,800 per 12,000 units	2010/02/25	300,000,000	2009/07/17
65284	ABN AMRO Bank N.V.	HSI R Bull CBBC Dec 2009 W	0.2500	16,000 per 10,000 units	16,600 per 10,000 units	2009/12/30	250,000,000	2009/07/20
65291	ABN AMRO Bank N.V.	HSI R Bear CBBC Dec 2009 H	0.2500	18,400 per 13,000 units	17,800 per 13,000 units	2009/12/30	250,000,000	2009/07/20
65289	ABN AMRO Bank N.V.	HSI R Bear CBBC Dec 2009 O	0.2500	18,000 per 13,000 units	17,400 per 13,000 units	2009/12/30	250,000,000	2009/07/20
65290	ABN AMRO Bank N.V.	HSI R Bear CBBC Dec 2009 R	0.2500	18,200 per 10,000 units	17,600 per 10,000 units	2009/12/30	250,000,000	2009/07/20
65262	BNP Paribas Arbit Issu B.V.	HSI R Bear CBBC Feb 2010 Q	0.2500	18,400 per 12,000 units	17,800 per 12,000 units	2010/02/25	300,000,000	2009/07/20
65268	Deutsche Bank AG	HSI R Bear CBBC Feb 2010 Q	0.2500	18,100 per 15,000 units	17,400 per 15,000 units	2010/02/25	300,000,000	2009/07/20
65267	Deutsche Bank AG	HSI R Bear CBBC Feb 2010 W	0.2600	18,000 per 12,000 units	17,500 per 12,000 units	2010/02/25	300,000,000	2009/07/20
65281	Deutsche Bank AG	HSI R Bear CBBC Mar 2010 M	0.2500	17,800 per 12,000 units	17,300 per 12,000 units	2010/03/30	300,000,000	2009/07/20
65282	Goldman Sachs SP (Asia)	HSI R Bear CBBC Mar 2010 K	0.2500	18,100 per 12,000 units	17,600 per 12,000 units	2010/03/30	200,000,000	2009/07/20
65283	Goldman Sachs SP (Asia)	HSI R Bear CBBC Mar 2010 L	0.2500	18,300 per 12,000 units	17,800 per 12,000 units	2010/03/30	200,000,000	2009/07/20
65280	KBC Fin Products Int'l Ltd.	HKEx R Bear CBBC Jan 2010 B	0.2500	129 per 100 units	121 per 100 units	2010/01/15	188,000,000	2009/07/20
65279	KBC Fin Products Int'l Ltd.	HSI R Bear CBBC Jan 2010 J	0.2500	17,900 per 15,000 units	17,300 per 15,000 units	2010/01/28	308,000,000	2009/07/20
65269	Macquarie Bank Ltd.	HSI R Bear CBBC Nov 2009 M	0.2500	18,600 per 12,000 units	18,000 per 12,000 units	2009/11/27	300,000,000	2009/07/20
65270	CC Rabobank B.A.	HSI R Bull CBBC Feb 2010 V	0.2800	15,600 per 11,000 units	16,100 per 11,000 units	2010/02/25	180,000,000	2009/07/20
65263	CC Rabobank B.A.	HSI R Bear CBBC Feb 2010 R	0.2500	18,300 per 15,000 units	17,800 per 15,000 units	2010/02/25	180,000,000	2009/07/20
65264	CC Rabobank B.A.	HSI R Bear CBBC Feb 2010 S	0.2500	18,500 per 15,000 units	18,000 per 15,000 units	2010/02/25	180,000,000	2009/07/20

## Newly listed callable bull/bear contracts (continued)

Code	Issuer	Name of issue	Issue prices (HK\$)	Strike price (HKD) / Strike level per 10 units	Call price (HKD) / Call level per 10 units	Expiry date	No. of issue (units)	Listing date
65265	CC Rabobank B.A.	HSI R Bear CBBC Feb 2010 T	0.2500	18,700 per 22,000 units	18,200 per 22,000 units	2010/02/25	180,000,000	2009/07/20
65266	CC Rabobank B.A.	HSI R Bear CBBC Feb 2010 U	0.2500	18,900 per 15,000 units	18,400 per 15,000 units	2010/02/25	180,000,000	2009/07/20
65259	SGA Societe Generale Acceptance N.V.	BOCom R Bull CBBC Jan10E	0.2500	6.4000	7.0000	2010/01/20	100,000,000	2009/07/20
65260	SGA Societe Generale Acceptance N.V.	CK(H) R Bear CBBC Jan10C	0.2500	104 per 100 units	98 per 100 units	2010/01/13	100,000,000	2009/07/20
65272	UBS AG	CC Bank R Bear CBBC Feb 2010 A	0.2500	6.4800	5.8800	2010/02/22	200,000,000	2009/07/20
65271	UBS AG	Cheung Kong R Bear CBBC Feb 2010 D	0.2500	101.88 per 100 units	93.88 per 100 units	2010/02/22	200,000,000	2009/07/20
65273	UBS AG	CM Bank R Bear CBBC Feb 2010 A	0.3050	18.8800	16.8800	2010/02/22	200,000,000	2009/07/20
65274	UBS AG	CNOOC R Bear CBBC Feb 2010 A	0.2500	10.3800	9.3800	2010/02/22	200,000,000	2009/07/20
65275	UBS AG	HSBC R Bear CBBC Feb 2010 A	0.2500	69.88 per 100 units	63.88 per 100 units	2010/02/22	300,000,000	2009/07/20
65261	UBS AG	HSI R Bull CBBC Oct 2009 N	0.2500	17,000 per 10,000 units	17,500 per 10,000 units	2009/10/29	300,000,000	2009/07/20
65278	UBS AG	HSI R Bear CBBC Oct 2009 W	0.2500	17,800 per 10,000 units	17,300 per 10,000 units	2009/10/29	300,000,000	2009/07/20
65277	UBS AG	HSI R Bear CBBC Feb 2010 S	0.2500	18,800 per 15,000 units	18,300 per 15,000 units	2010/02/25	400,000,000	2009/07/20
65276	UBS AG	ICBC R Bear CBBC Feb 2010 A	0.2500	5.9800	5.3800	2010/02/22	200,000,000	2009/07/20
65286	ABN AMRO Bank N.V.	A50 China R Bear CBBC Dec 2009 M	0.2500	16.0800	15.2800	2009/12/21	80,000,000	2009/07/21
65287	ABN AMRO Bank N.V.	A50 China R Bear CBBC Dec 2009 N	0.3160	17.2000	16.4000	2009/12/21	80,000,000	2009/07/21
65285	ABN AMRO Bank N.V.	HSI R Bear CBBC Dec 2009 J	0.2500	18,600 per 30,000 units	18,000 per 30,000 units	2009/12/30	250,000,000	2009/07/21
65295	Deutsche Bank AG	HSI R Bull CBBC Feb 2010 U	0.2500	16,800 per 12,000 units	17,300 per 12,000 units	2010/02/25	300,000,000	2009/07/21
65296	Goldman Sachs SP (Asia)	HSI R Bull CBBC Feb 2010 E	0.2500	16,900 per 12,000 units	17,400 per 12,000 units	2010/02/25	200,000,000	2009/07/21
65297	Goldman Sachs SP (Asia)	HSI R Bull CBBC Feb 2010 F	0.2500	17,100 per 12,000 units	17,600 per 12,000 units	2010/02/25	200,000,000	2009/07/21
65298	Goldman Sachs SP (Asia)	HSI R Bull CBBC Mar 2010 M	0.2500	16,700 per 12,000 units	17,200 per 12,000 units	2010/03/30	200,000,000	2009/07/21
65293	KBC Fin Products Int'l Ltd.	HSI R Bull CBBC Nov 2009 N	0.2500	17,300 per 10,000 units	17,800 per 10,000 units	2009/11/27	208,000,000	2009/07/21
65294	KBC Fin Products Int'l Ltd.	HSI R Bull CBBC Jan 2010 K	0.2500	16,700 per 15,000 units	17,300 per 15,000 units	2010/01/28	308,000,000	2009/07/21
65299	KBC Fin Products Int'l Ltd.	HSI R Bear CBBC Dec 2009 L	0.2500	19,400 per 15,000 units	18,800 per 15,000 units	2009/12/30	308,000,000	2009/07/21
65292	UBS AG	HSI R Bull CBBC Nov 2009 J	0.2500	16,900 per 12,000 units	17,400 per 12,000 units	2009/11/27	300,000,000	2009/07/21
65288	UBS AG	HSI R Bear CBBC Oct 2009 H	0.2500	17,900 per 12,000 units	17,400 per 12,000 units	2009/10/29	300,000,000	2009/07/21
65335	ABN AMRO Bank N.V.	HSI R Bull CBBC Jan 2010 A	0.2500	16,700 per 10,000 units	17,300 per 10,000 units	2010/01/28	250,000,000	2009/07/22
65336	ABN AMRO Bank N.V.	HSI R Bull CBBC Jan 2010 B	0.2500	17,200 per 10,000 units	17,800 per 10,000 units	2010/01/28	250,000,000	2009/07/22
65340	ABN AMRO Bank N.V.	HSI R Bear CBBC Nov 2009 N	0.2500	20,600 per 13,000 units	20,000 per 13,000 units	2009/11/27	250,000,000	2009/07/22
65341	ABN AMRO Bank N.V.	HSI R Bear CBBC Dec 2009 P	0.2500	20,000 per 13,000 units	19,400 per 13,000 units	2009/12/30	250,000,000	2009/07/22
65310	BNP Paribas Arbit Issu B.V.	HSI R Bull CBBC Mar 2010 C	0.2500	16,600 per 12,000 units	17,200 per 12,000 units	2010/03/30	300,000,000	2009/07/22
65311	BNP Paribas Arbit Issu B.V.	HSI R Bull CBBC Mar 2010 D	0.2500	17,000 per 10,000 units	17,600 per 10,000 units	2010/03/30	300,000,000	2009/07/22
65325	Deutsche Bank AG	HSI R Bull CBBC Jan 2010 F	0.2500	17,400 per 12,000 units	17,900 per 12,000 units	2010/01/28	300,000,000	2009/07/22
65326	Deutsche Bank AG	HSI R Bull CBBC Jan 2010 M	0.2500	17,600 per 12,000 units	18,100 per 12,000 units	2010/01/28	300,000,000	2009/07/22
65314	Deutsche Bank AG	HSI R Bear CBBC Jan 2010 E	0.2700	20,100 per 20,000 units	19,500 per 20,000 units	2010/01/28	300,000,000	2009/07/22
65313	Deutsche Bank AG	HSI R Bear CBBC Jan 2010 I	0.2600	19,600 per 20,000 units	19,000 per 20,000 units	2010/01/28	300,000,000	2009/07/22
65337	Goldman Sachs SP (Asia)	HSI R Bull CBBC Feb 2010 M	0.2500	16,600 per 15,000 units	17,100 per 15,000 units	2010/02/25	200,000,000	2009/07/22
65338	Goldman Sachs SP (Asia)	HSI R Bull CBBC Feb 2010 N	0.2500	17,300 per 12,000 units	17,800 per 12,000 units	2010/02/25	200,000,000	2009/07/22
65339	Goldman Sachs SP (Asia)	HSI R Bull CBBC Feb 2010 Q	0.2500	17,500 per 12,000 units	18,000 per 12,000 units	2010/02/25	200,000,000	2009/07/22
65333	KBC Fin Products Int'l Ltd.	HSI R Bull CBBC Dec 2009 M	0.2500	17,500 per 12,000 units	18,000 per 12,000 units	2009/12/30	248,000,000	2009/07/22
65334	KBC Fin Products Int'l Ltd.	HSI R Bull CBBC Dec 2009 O	0.2500	17,600 per 12,000 units	18,200 per 12,000 units	2009/12/30	248,000,000	2009/07/22
65324	KBC Fin Products Int'l Ltd.	HSI R Bear CBBC Nov 2009 P	0.2500	18,800 per 12,000 units	18,200 per 12,000 units	2009/11/27	248,000,000	2009/07/22
65308	SGA Societe Generale Acceptance N.V.	A50 R Bull CBBC Jan10O	0.2500	13.3000	14.0000	2010/01/20	150,000,000	2009/07/22
65312	SGA Societe Generale Acceptance N.V.	A50 R Bear CBBC Jan10P	0.3200	17.9000	17.0000	2010/01/20	150,000,000	2009/07/22

## Newly listed callable bull/bear contracts (continued)

Code	Issuer	Name of issue	Issue prices (HK\$)	Strike price (HKD) / Strike level per 10 units	Call price (HKD) / Call level per 10 units	Expiry date	No. of issue (units)	Listing date
65300	SGA Societe Generale Acceptance N.V.	R&F R Bull CBBC Jan10A	0.4600	11.2000	12.5000	2010/01/20	50,000,000	2009/07/22
65301	SGA Societe Generale Acceptance N.V.	R&F R Bull CBBC Jan10B	0.3700	12.1000	13.5000	2010/01/20	50,000,000	2009/07/22
65304	SGA Societe Generale Acceptance N.V.	R&F R Bear CBBC Jan10C	0.4100	19.8000	18.0000	2010/01/20	50,000,000	2009/07/22
65305	SGA Societe Generale Acceptance N.V.	R&F R Bear CBBC Jan10D	0.5200	20.9000	19.0000	2010/01/20	50,000,000	2009/07/22
65315	SGA Societe Generale Acceptance N.V.	HSI R Bull CBBC Feb10L	0.2500	16,600 per 15,000 units	17,200 per 15,000 units	2010/02/25	300,000,000	2009/07/22
65316	SGA Societe Generale Acceptance N.V.	HSI R Bull CBBC Feb10M	0.2500	16,700 per 12,000 units	17,300 per 12,000 units	2010/02/25	300,000,000	2009/07/22
65317	SGA Societe Generale Acceptance N.V.	HSI R Bull CBBC Feb10N	0.2500	16,800 per 10,000 units	17,400 per 10,000 units	2010/02/25	300,000,000	2009/07/22
65318	SGA Societe Generale Acceptance N.V.	HSI R Bull CBBC Feb10O	0.2500	16,900 per 15,000 units	17,500 per 15,000 units	2010/02/25	300,000,000	2009/07/22
65319	SGA Societe Generale Acceptance N.V.	HSI R Bull CBBC Feb10P	0.2500	17,000 per 12,000 units	17,600 per 12,000 units	2010/02/25	300,000,000	2009/07/22
65320	SGA Societe Generale Acceptance N.V.	HSI R Bull CBBC Feb10Q	0.2500	17,100 per 10,000 units	17,700 per 10,000 units	2010/02/25	300,000,000	2009/07/22
65321	SGA Societe Generale Acceptance N.V.	HSI R Bull CBBC Feb10R	0.2500	17,200 per 15,000 units	17,800 per 15,000 units	2010/02/25	300,000,000	2009/07/22
65322	SGA Societe Generale Acceptance N.V.	HSI R Bull CBBC Feb10S	0.2500	17,300 per 12,000 units	17,900 per 12,000 units	2010/02/25	300,000,000	2009/07/22
65302	SGA Societe Generale Acceptance NV	Shimao R Bull CBBC Jan10A	0.4200	9.9000	11.0000	2010/01/20	50,000,000	2009/07/22
65303	SGA Societe Generale Acceptance NV	Shimao R Bull CBBC Jan10B	0.3300	10.8000	12.0000	2010/01/20	50,000,000	2009/07/22
65306	SGA Societe Generale Acceptance NV	Shimao R Bear CBBC Jan10C	0.3600	17.6000	16.0000	2010/01/20	50,000,000	2009/07/22
65307	SGA Societe Generale Acceptance NV	Shimao R Bear CBBC Jan10D	0.4700	18.7000	17.0000	2010/01/20	50,000,000	2009/07/22
65327	UBS AG	China Life R Bull CBBC Jan 2010 G	0.2500	28.8800	29.8800	2010/01/25	200,000,000	2009/07/22
65328	UBS AG	CNOOC R Bull CBBC Feb 2010 B	0.2500	7.8800	8.8800	2010/02/22	200,000,000	2009/07/22
65330	UBS AG	A50 China R Bull CBBC Jan 2010 K	0.2500	13.5800	14.3800	2010/01/25	200,000,000	2009/07/22
65331	UBS AG	HSCEI R Bull CBBC Feb 2010 C	0.2500	9,500 per 12,000 units	10,300 per 12,000 units	2010/02/25	200,000,000	2009/07/22
65332	UBS AG	HSI R Bull CBBC Nov 2009 K	0.2500	17,700 per 12,000 units	18,200 per 12,000 units	2009/11/27	300,000,000	2009/07/22
65309	UBS AG	HSI R Bear CBBC Oct 2009 V	0.2500	18,400 per 10,000 units	17,900 per 10,000 units	2009/10/29	300,000,000	2009/07/22
65323	UBS AG	HSI R Bear CBBC Oct 2009 Y	0.2500	18,700 per 12,000 units	18,200 per 12,000 units	2009/10/29	300,000,000	2009/07/22
65329	UBS AG	Ping An R Bull CBBC Jan 2010 D	0.2500	45.88 per 100 units	53.88 per 100 units	2010/01/18	200,000,000	2009/07/22
65342	ABN AMRO Bank N.V.	HSI R Bull CBBC Jan 2010 C	0.2500	16,900 per 13,000 units	17,500 per 13,000 units	2010/01/28	250,000,000	2009/07/23
65369	ABN AMRO Bank N.V.	HSI R Bull CBBC Jan 2010 D	0.2500	17,200 per 10,000 units	17,700 per 10,000 units	2010/01/28	250,000,000	2009/07/23
65370	ABN AMRO Bank N.V.	HSI R Bull CBBC Jan 2010 E	0.2500	17,500 per 10,000 units	18,000 per 10,000 units	2010/01/28	250,000,000	2009/07/23
65371	BNP Paribas Arbit Issu B.V.	A50 R Bear CBBC Feb 2010 A	0.2500	17.3800	16.0800	2010/02/25	200,000,000	2009/07/23
65355	BNP Paribas Arbit Issu B.V.	HSI R Bull CBBC Feb 2010 R	0.2500	17,400 per 14,000 units	18,000 per 14,000 units	2010/02/25	300,000,000	2009/07/23
65362	Deutsche Bank AG	A50 China R Bear CBBC Jan 2010 C	0.4400	18.9800	18.1800	2010/01/19	150,000,000	2009/07/23
65363	Deutsche Bank AG	A50 China R Bear CBBC Jan 2010 D	0.5400	19.9800	19.1800	2010/01/19	150,000,000	2009/07/23
65356	Deutsche Bank AG	HSI R Bull CBBC Feb 2010 A	0.2700	17,800 per 12,000 units	18,300 per 12,000 units	2010/02/25	300,000,000	2009/07/23
65357	Deutsche Bank AG	HSI R Bull CBBC Feb 2010 D	0.2500	18,000 per 12,000 units	18,500 per 12,000 units	2010/02/25	300,000,000	2009/07/23
65358	Deutsche Bank AG	HSI R Bear CBBC Jan 2010 O	0.2500	19,200 per 12,000 units	18,700 per 12,000 units	2010/01/28	300,000,000	2009/07/23
65359	Deutsche Bank AG	HSI R Bear CBBC Jan 2010 Q	0.2500	19,300 per 15,000 units	18,600 per 15,000 units	2010/01/28	300,000,000	2009/07/23
65368	Deutsche Bank AG	HSI R Bear CBBC Feb 2010 R	0.2500	19,100 per 15,000 units	18,400 per 15,000 units	2010/02/25	300,000,000	2009/07/23
65360	Deutsche Bank AG	HSI R Bear CBBC Mar 2010 N	0.2600	20,600 per 20,000 units	20,000 per 20,000 units	2010/03/30	300,000,000	2009/07/23
65361	Deutsche Bank AG	HSI R Bear CBBC Mar 2010 O	0.2900	21,100 per 20,000 units	20,500 per 20,000 units	2010/03/30	300,000,000	2009/07/23
65343	HK Bank	A50 R Bear CBBC Jan 2010 B	0.3200	18.1800	17.3800	2010/01/22	80,000,000	2009/07/23
65364	KBC Fin Products Int'l Ltd.	HSI R Bull CBBC Jan 2010 M	0.2500	17,900 per 10,000 units	18,400 per 10,000 units	2010/01/28	208,000,000	2009/07/23
65344	KBC Fin Products Int'l Ltd.	HSI R Bear CBBC Dec 2009 N	0.2500	19,000 per 10,000 units	18,500 per 10,000 units	2009/12/30	208,000,000	2009/07/23
65345	KBC Fin Products Int'l Ltd.	HSI R Bear CBBC Dec 2009 P	0.2500	19,200 per 10,000 units	18,700 per 10,000 units	2009/12/30	208,000,000	2009/07/23
65346	KBC Fin Products Int'l Ltd.	HSI R Bear CBBC Jan 2010 L	0.2500	18,900 per 12,000 units	18,400 per 12,000 units	2010/01/28	248,000,000	2009/07/23

## Newly listed callable bull/bear contracts (continued)

Code	Issuer	Name of issue	Issue prices (HK\$)	Strike price (HKD) / Strike level per 10 units	Call price (HKD) / Call level per 10 units	Expiry date	No. of issue (units)	Listing date
65354	Macquarie Bank Ltd.	HSI R Bull CBBC Nov 2009 N	0.2500	16,800 per 12,000 units	17,400 per 12,000 units	2009/11/27	300,000,000	2009/07/23
65347	UBS AG	CCHC R Bull CBBC Feb 2010 C	0.2500	7.8800	8.8800	2010/02/22	200,000,000	2009/07/23
65351	UBS AG	CCHC R Bear CBBC Feb 2010 D	0.3250	12.8800	11.8800	2010/02/22	200,000,000	2009/07/23
65348	UBS AG	HKEEx R Bull CBBC Feb 2010 A	0.2500	110.88 per 100 units	118.88 per 100 units	2010/02/22	300,000,000	2009/07/23
65349	UBS AG	HSBC R Bull CBBC Feb 2010 B	0.2500	57.88 per 100 units	63.88 per 100 units	2010/02/22	300,000,000	2009/07/23
65350	UBS AG	HSCEI R Bull CBBC Feb 2010 D	0.2500	9.800 per 7,000 units	10,500 per 7,000 units	2010/02/25	200,000,000	2009/07/23
65365	UBS AG	HSI R Bull CBBC Oct 2009 T	0.2500	18,000 per 10,000 units	18,500 per 10,000 units	2009/10/29	300,000,000	2009/07/23
65366	UBS AG	HSI R Bull CBBC Jan 2010 V	0.2500	17,500 per 12,000 units	18,000 per 12,000 units	2010/01/28	300,000,000	2009/07/23
65367	UBS AG	HSI R Bull CBBC Feb 2010 B	0.2500	16,700 per 15,000 units	17,200 per 15,000 units	2010/02/25	400,000,000	2009/07/23
65352	UBS AG	HSI R Bear CBBC Oct 2009 F	0.2500	19,200 per 10,000 units	18,700 per 10,000 units	2009/10/29	300,000,000	2009/07/23
65353	UBS AG	HSI R Bear CBBC Oct 2009 M	0.2500	18,800 per 10,000 units	18,300 per 10,000 units	2009/10/29	300,000,000	2009/07/23
65404	BNP Paribas Arbit Issu B.V.	HSI R Bull CBBC Feb 2010 S	0.2500	17,600 per 12,000 units	18,200 per 12,000 units	2010/02/25	300,000,000	2009/07/24
65405	BNP Paribas Arbit Issu B.V.	HSI R Bull CBBC Feb 2010 T	0.2500	18,000 per 12,000 units	18,600 per 12,000 units	2010/02/25	300,000,000	2009/07/24
65409	Deutsche Bank AG	HSI R Bull CBBC Feb 2010 S	0.2500	18,200 per 12,000 units	18,700 per 12,000 units	2010/02/25	300,000,000	2009/07/24
65410	Goldman Sachs SP (Asia)	HSI R Bull CBBC Mar 2010 N	0.2500	17,700 per 12,000 units	18,200 per 12,000 units	2010/03/30	200,000,000	2009/07/24
65411	Goldman Sachs SP (Asia)	HSI R Bull CBBC Mar 2010 O	0.2500	17,900 per 12,000 units	18,400 per 12,000 units	2010/03/30	200,000,000	2009/07/24
65412	Goldman Sachs SP (Asia)	HSI R Bull CBBC Mar 2010 P	0.2500	18,100 per 12,000 units	18,600 per 12,000 units	2010/03/30	200,000,000	2009/07/24
65416	Goldman Sachs SP (Asia)	HSI R Bear CBBC Mar 2010 Q	0.2500	20,000 per 12,000 units	19,500 per 12,000 units	2010/03/30	200,000,000	2009/07/24
65406	KBC Fin Products Int'l Ltd.	HSI R Bull CBBC Dec 2009 R	0.2500	18,300 per 12,000 units	18,800 per 12,000 units	2009/12/30	248,000,000	2009/07/24
65381	KBC Fin Products Int'l Ltd.	HSI R Bull CBBC Jan 2010 N	0.2500	18,000 per 12,000 units	18,600 per 12,000 units	2010/01/28	248,000,000	2009/07/24
65407	KBC Fin Products Int'l Ltd.	HSI R Bear CBBC Jan 2010 O	0.2500	20,600 per 12,000 units	20,100 per 12,000 units	2010/01/28	248,000,000	2009/07/24
65372	SGA Societe Generale Acceptance N.V.	A50 R Bear CBBC Jan10Q	0.3500	18.4000	17.5000	2010/01/20	150,000,000	2009/07/24
65375	SGA Societe Generale Acceptance N.V.	HSI R Bull CBBC Feb10T	0.2500	17,400 per 10,000 units	18,000 per 10,000 units	2010/02/25	300,000,000	2009/07/24
65376	SGA Societe Generale Acceptance N.V.	HSI R Bull CBBC Feb10U	0.2500	17,500 per 15,000 units	18,100 per 15,000 units	2010/02/25	300,000,000	2009/07/24
65378	SGA Societe Generale Acceptance N.V.	HSI R Bull CBBC Feb10V	0.2500	17,600 per 12,000 units	18,200 per 12,000 units	2010/02/25	300,000,000	2009/07/24
65379	SGA Societe Generale Acceptance N.V.	HSI R Bull CBBC Feb10W	0.2500	17,700 per 10,000 units	18,300 per 10,000 units	2010/02/25	300,000,000	2009/07/24
65380	SGA Societe Generale Acceptance N.V.	HSI R Bull CBBC Feb10X	0.2500	17,800 per 15,000 units	18,400 per 15,000 units	2010/02/25	300,000,000	2009/07/24
65373	SGA Societe Generale Acceptance NV	PingAn R Bull CBBC Jan10A	0.2500	45 per 100 units	49 per 100 units	2010/01/20	200,000,000	2009/07/24
65377	SGA Societe Generale Acceptance NV	PingAn R Bear CBBC Jan10B	0.2500	76 per 100 units	70 per 100 units	2010/01/20	200,000,000	2009/07/24
65382	UBS AG	CHALCO R Bull CBBC Feb 2010 A	0.2500	5.3800	6.3800	2010/02/22	100,000,000	2009/07/24
65395	UBS AG	CHALCO R Bear CBBC Feb 2010 B	0.2900	10.3800	9.3800	2010/02/08	100,000,000	2009/07/24
65408	UBS AG	China Mobile R Bull CBBC Jan 2010 E	0.2500	66.88 per 100 units	72.88 per 100 units	2010/01/18	300,000,000	2009/07/24
65385	UBS AG	COVS R Bull CBBC Feb 2010 A	0.3250	13.8800	14.8800	2010/02/22	100,000,000	2009/07/24
65398	UBS AG	COVS R Bear CBBC Feb 2010 B	0.4800	21.8800	20.8800	2010/02/08	100,000,000	2009/07/24
65391	UBS AG	CUni R Bull CBBC Feb 2010 A	0.2500	8.8800	9.8800	2010/02/22	100,000,000	2009/07/24
65399	UBS AG	CUni R Bear CBBC Feb 2010 B	0.2550	13.3800	12.3800	2010/02/08	100,000,000	2009/07/24
65384	UBS AG	China Coal R Bull CBBC Feb 2010 A	0.2500	6.8800	7.8800	2010/02/22	100,000,000	2009/07/24
65397	UBS AG	China Coal R Bear CBBC Feb 2010 B	0.2750	11.8800	10.8800	2010/02/08	100,000,000	2009/07/24
65383	UBS AG	Cheung Kong R Bull CBBC Feb 2010 E	0.2550	65.88 per 100 units	73.88 per 100 units	2010/02/22	100,000,000	2009/07/24
65396	UBS AG	Cheung Kong R Bear CBBC Feb 2010 F	0.3100	121.88 per 100 units	113.88 per 100 units	2010/02/08	100,000,000	2009/07/24
65386	UBS AG	China Shenhua R Bull CBBC Feb 2010 A	0.5100	22.8800	23.8800	2010/02/08	100,000,000	2009/07/24
65390	UBS AG	China Shenhua R Bear CBBC Feb 2010 B	0.7000	34.8800	33.8800	2010/02/08	100,000,000	2009/07/24
65392	UBS AG	HS Bank R Bull CBBC Feb 2010 A	0.2500	83.88 per 100 units	93.88 per 100 units	2010/02/22	100,000,000	2009/07/24



## Newly listed callable bull/bear contracts (continued)

Code	Issuer	Name of issue	Issue prices (HK\$)	Strike price (HKD) / Strike level per 10 units	Call price (HKD) / Call level per 10 units	Expiry date	No. of issue (units)	Listing date
65387	UBS AG	HSI R Bull CBBC Jan 2010 R	0.2500	17,600 per 10,000 units	18,100 per 10,000 units	2010/01/28	300,000,000	2009/07/24
65389	UBS AG	HSI R Bull CBBC Feb 2010 C	0.2500	16,800 per 10,000 units	17,300 per 10,000 units	2010/02/25	300,000,000	2009/07/24
65388	UBS AG	HSI R Bull CBBC Feb 2010 W	0.2500	18,100 per 12,000 units	18,600 per 12,000 units	2010/02/25	300,000,000	2009/07/24
65374	UBS AG	HSI R Bear CBBC Oct 2009 X	0.2500	18,900 per 12,000 units	18,400 per 12,000 units	2009/10/29	300,000,000	2009/07/24
65400	UBS AG	Hutchison R Bear CBBC Feb 2010 A	0.2500	71.88 per 100 units	63.88 per 100 units	2010/02/22	100,000,000	2009/07/24
65393	UBS AG	Jiangxi Copper R Bull CBBC Feb 2010 A	0.3750	9.8800	10.8800	2010/02/22	100,000,000	2009/07/24
65401	UBS AG	Jiangxi Copper R Bear CBBC Feb 2010 B	0.3300	16.8800	15.8800	2010/02/22	100,000,000	2009/07/24
65394	UBS AG	SHK Ppt R Bull CBBC Feb 2010 D	0.2500	80.88 per 100 units	88.88 per 100 units	2010/02/22	100,000,000	2009/07/24
65402	UBS AG	SHK Ppt R Bear CBBC Feb 2010 E	0.2500	121.88 per 100 units	113.88 per 100 units	2010/02/22	100,000,000	2009/07/24
65403	UBS AG	SHK Ppt R Bear CBBC Feb 2010 F	0.3200	131.88 per 100 units	123.88 per 100 units	2010/02/08	100,000,000	2009/07/24
63944 <sup>†</sup>	HK Bank	HSI R Bear CBBC Mar 2010 A	0.0360	20,700 per 43,000 units	20,200 per 43,000 units	2010/03/30	280,000,000	2009/07/24
65506	ABN AMRO Bank N.V.	HSI R Bull CBBC Jan 2010 F	0.2500	18,100 per 12,000 units	18,700 per 12,000 units	2010/01/28	250,000,000	2009/07/27
65507	ABN AMRO Bank N.V.	HSI R Bull CBBC Jan 2010 G	0.2500	18,500 per 12,000 units	19,100 per 12,000 units	2010/01/28	250,000,000	2009/07/27
65419	BNP Paribas Arbit Issu B.V.	HSI R Bull CBBC Feb 2010 U	0.2500	17,800 per 14,000 units	18,400 per 14,000 units	2010/02/25	300,000,000	2009/07/27
65420	BNP Paribas Arbit Issu B.V.	HSI R Bull CBBC Feb 2010 V	0.2500	18,000 per 20,000 units	18,800 per 20,000 units	2010/02/25	300,000,000	2009/07/27
65477	BNP Paribas Arbit Issu B.V.	HSI R Bull CBBC Feb 2010 W	0.2500	18,400 per 12,000 units	19,000 per 12,000 units	2010/02/25	300,000,000	2009/07/27
65478	BNP Paribas Arbit Issu B.V.	HSI R Bear CBBC Mar 2010 E	0.2500	22,200 per 16,000 units	21,400 per 16,000 units	2010/03/30	300,000,000	2009/07/27
65448	Deutsche Bank AG	HSI R Bull CBBC Jan 2010 J	0.2700	18,400 per 12,000 units	18,900 per 12,000 units	2010/01/28	300,000,000	2009/07/27
65449	Deutsche Bank AG	HSI R Bull CBBC Jan 2010 L	0.2500	18,600 per 12,000 units	19,100 per 12,000 units	2010/01/28	300,000,000	2009/07/27
65479	Deutsche Bank AG	HSI R Bull CBBC Feb 2010 V	0.2600	18,800 per 12,000 units	19,300 per 12,000 units	2010/02/25	300,000,000	2009/07/27
65450	Deutsche Bank AG	HSI R Bear CBBC Apr 2010 D	0.2900	21,500 per 15,000 units	20,800 per 15,000 units	2010/04/29	300,000,000	2009/07/27
65451	Deutsche Bank AG	HSI R Bear CBBC Apr 2010 E	0.2900	21,600 per 20,000 units	21,000 per 20,000 units	2010/04/29	300,000,000	2009/07/27
65452	Deutsche Bank AG	HSI R Bear CBBC Apr 2010 F	0.2500	22,700 per 40,000 units	21,700 per 40,000 units	2010/04/29	300,000,000	2009/07/27
65480	Deutsche Bank AG	HSI R Bear CBBC Apr 2010 G	0.2900	21,900 per 15,000 units	21,200 per 15,000 units	2010/04/29	300,000,000	2009/07/27
65481	Deutsche Bank AG	HSI R Bear CBBC Apr 2010 H	0.2700	22,100 per 20,000 units	21,500 per 20,000 units	2010/04/29	300,000,000	2009/07/27
65482	Deutsche Bank AG	HSI R Bear CBBC Apr 2010 I	0.3200	22,300 per 15,000 units	21,600 per 15,000 units	2010/04/29	300,000,000	2009/07/27
65483	Deutsche Bank AG	HSI R Bear CBBC Apr 2010 J	0.3000	22,600 per 20,000 units	22,000 per 20,000 units	2010/04/29	300,000,000	2009/07/27
65484	Deutsche Bank AG	HSI R Bear CBBC Apr 2010 K	0.3600	22,900 per 15,000 units	22,200 per 15,000 units	2010/04/29	300,000,000	2009/07/27
65485	Deutsche Bank AG	HSI R Bear CBBC Apr 2010 L	0.2500	23,700 per 40,000 units	22,700 per 40,000 units	2010/04/29	300,000,000	2009/07/27
65504	Goldman Sachs SP (Asia)	HSI R Bull CBBC Feb 2010 R	0.2500	18,500 per 12,000 units	19,000 per 12,000 units	2010/02/25	200,000,000	2009/07/27
65505	Goldman Sachs SP (Asia)	HSI R Bull CBBC Feb 2010 S	0.2500	18,700 per 12,000 units	19,200 per 12,000 units	2010/02/25	200,000,000	2009/07/27
65503	Goldman Sachs SP (Asia)	HSI R Bull CBBC Mar 2010 R	0.2500	18,300 per 12,000 units	18,800 per 12,000 units	2010/03/30	200,000,000	2009/07/27
65509	Goldman Sachs SP (Asia)	HSI R Bear CBBC Feb 2010 O	0.2500	21,500 per 15,000 units	21,000 per 15,000 units	2010/02/25	200,000,000	2009/07/27
65510	Goldman Sachs SP (Asia)	HSI R Bear CBBC Feb 2010 T	0.2500	21,700 per 15,000 units	21,200 per 15,000 units	2010/02/25	200,000,000	2009/07/27
65511	Goldman Sachs SP (Asia)	HSI R Bear CBBC Mar 2010 S	0.2500	21,900 per 15,000 units	21,400 per 15,000 units	2010/03/30	200,000,000	2009/07/27
65486	KBC Fin Products Int'l Ltd.	HSI R Bull CBBC Dec 2009 T	0.2500	19,000 per 12,000 units	19,500 per 12,000 units	2009/12/30	248,000,000	2009/07/27
65487	KBC Fin Products Int'l Ltd.	HSI R Bull CBBC Jan 2010 S	0.2500	18,500 per 15,000 units	19,000 per 15,000 units	2010/01/28	308,000,000	2009/07/27
65488	KBC Fin Products Int'l Ltd.	HSI R Bull CBBC Jan 2010 T	0.2500	18,900 per 10,000 units	19,400 per 10,000 units	2010/01/28	208,000,000	2009/07/27
65489	KBC Fin Products Int'l Ltd.	HSI R Bull CBBC Feb 2010 F	0.2500	18,600 per 12,000 units	19,200 per 12,000 units	2010/02/25	248,000,000	2009/07/27
65421	KBC Fin Products Int'l Ltd.	HSI R Bear CBBC Nov 2009 V	0.2500	19,500 per 10,000 units	19,000 per 10,000 units	2009/11/27	208,000,000	2009/07/27
65490	KBC Fin Products Int'l Ltd.	HSI R Bear CBBC Dec 2009 Q	0.2500	21,400 per 15,000 units	20,800 per 15,000 units	2009/12/30	308,000,000	2009/07/27
65468	KBC Fin Products Int'l Ltd.	HSI R Bear CBBC Dec 2009 S	0.2500	19,900 per 10,000 units	19,400 per 10,000 units	2009/12/30	208,000,000	2009/07/27
65422	KBC Fin Products Int'l Ltd.	HSI R Bear CBBC Jan 2010 P	0.2500	19,700 per 10,000 units	19,200 per 10,000 units	2010/01/28	208,000,000	2009/07/27

## Newly listed callable bull/bear contracts (continued)

Code	Issuer	Name of issue	Issue prices (HK\$)	Strike price (HKD) / Strike level per 10 units	Call price (HKD) / Call level per 10 units	Expiry date	No. of issue (units)	Listing date
65423	KBC Fin Products Int'l Ltd.	HSI R Bear CBBC Jan 2010 Q	0.2500	19,900 per 12,000 units	19,300 per 12,000 units	2010/01/28	248,000,000	2009/07/27
65469	KBC Fin Products Int'l Ltd.	HSI R Bear CBBC Jan 2010 R	0.2500	20,000 per 20,000 units	19,500 per 20,000 units	2010/01/28	400,000,000	2009/07/27
65491	KBC Fin Products Int'l Ltd.	HSI R Bear CBBC Jan 2010 U	0.2500	20,800 per 10,000 units	20,300 per 10,000 units	2010/01/28	208,000,000	2009/07/27
65492	KBC Fin Products Int'l Ltd.	HSI R Bear CBBC Jan 2010 V	0.3000	21,600 per 10,000 units	21,100 per 10,000 units	2010/01/28	208,000,000	2009/07/27
65493	KBC Fin Products Int'l Ltd.	HSI R Bear CBBC Jan 2010 W	0.2500	22,000 per 15,000 units	21,400 per 15,000 units	2010/01/28	308,000,000	2009/07/27
65494	KBC Fin Products Int'l Ltd.	HSI R Bear CBBC Jan 2010 X	0.2500	22,200 per 15,000 units	21,600 per 15,000 units	2010/01/28	308,000,000	2009/07/27
65495	KBC Fin Products Int'l Ltd.	HSI R Bear CBBC Jan 2010 Y	0.3000	22,300 per 12,000 units	21,700 per 12,000 units	2010/01/28	248,000,000	2009/07/27
65496	KBC Fin Products Int'l Ltd.	HSI R Bear CBBC Feb 2010 G	0.2800	21,800 per 12,000 units	21,200 per 12,000 units	2010/02/25	248,000,000	2009/07/27
65497	KBC Fin Products Int'l Ltd.	HSI R Bear CBBC Feb 2010 H	0.2500	21,800 per 15,000 units	21,300 per 15,000 units	2010/02/25	308,000,000	2009/07/27
65498	KBC Fin Products Int'l Ltd.	HSI R Bear CBBC Feb 2010 I	0.2700	21,100 per 10,000 units	20,600 per 10,000 units	2010/02/25	208,000,000	2009/07/27
65499	KBC Fin Products Int'l Ltd.	HSI R Bear CBBC Feb 2010 J	0.3000	22,000 per 12,000 units	21,500 per 12,000 units	2010/02/25	248,000,000	2009/07/27
65500	KBC Fin Products Int'l Ltd.	HSI R Bear CBBC Feb 2010 K	0.2700	22,400 per 15,000 units	21,900 per 15,000 units	2010/02/25	308,000,000	2009/07/27
65501	KBC Fin Products Int'l Ltd.	HSI R Bear CBBC Mar 2010 H	0.2500	22,300 per 20,000 units	21,500 per 20,000 units	2010/03/30	400,000,000	2009/07/27
65502	KBC Fin Products Int'l Ltd.	HSI R Bear CBBC Mar 2010 I	0.2500	22,600 per 30,000 units	21,800 per 30,000 units	2010/03/30	400,000,000	2009/07/27
65447	Macquarie Bank Ltd.	HSI R Bull CBBC Dec 2009 H	0.2500	18,000 per 12,000 units	18,600 per 12,000 units	2009/12/30	300,000,000	2009/07/27
65418	CC Rabobank B.A.	HSI R Bull CBBC Feb 2010 B	0.2500	17,700 per 15,000 units	18,200 per 15,000 units	2010/02/25	180,000,000	2009/07/27
65413	CC Rabobank B.A.	HSI R Bull CBBC Feb 2010 W	0.2500	16,900 per 15,000 units	17,400 per 15,000 units	2010/02/25	180,000,000	2009/07/27
65414	CC Rabobank B.A.	HSI R Bull CBBC Feb 2010 X	0.2500	17,100 per 22,000 units	17,600 per 22,000 units	2010/02/25	180,000,000	2009/07/27
65415	CC Rabobank B.A.	HSI R Bull CBBC Feb 2010 Y	0.2500	17,300 per 15,000 units	17,800 per 15,000 units	2010/02/25	180,000,000	2009/07/27
65417	CC Rabobank B.A.	HSI R Bull CBBC Feb 2010 Z	0.2500	17,500 per 15,000 units	18,000 per 15,000 units	2010/02/25	180,000,000	2009/07/27
65443	SGA Societe Generale Acceptance N.V.	HSI R Bull CBBC Feb10D	0.2500	18,100 per 15,000 units	18,700 per 15,000 units	2010/02/25	300,000,000	2009/07/27
65444	SGA Societe Generale Acceptance N.V.	HSI R Bull CBBC Feb10E	0.2500	18,200 per 12,000 units	18,800 per 12,000 units	2010/02/25	300,000,000	2009/07/27
65445	SGA Societe Generale Acceptance N.V.	HSI R Bull CBBC Feb10F	0.2500	18,300 per 10,000 units	18,900 per 10,000 units	2010/02/25	300,000,000	2009/07/27
65446	SGA Societe Generale Acceptance N.V.	HSI R Bull CBBC Feb10G	0.2500	18,400 per 15,000 units	19,000 per 15,000 units	2010/02/25	300,000,000	2009/07/27
65441	SGA Societe Generale Acceptance N.V.	HSI R Bull CBBC Feb10Y	0.2500	17,900 per 12,000 units	18,500 per 12,000 units	2010/02/25	300,000,000	2009/07/27
65442	SGA Societe Generale Acceptance N.V.	HSI R Bull CBBC Feb10Z	0.2500	18,000 per 10,000 units	18,600 per 10,000 units	2010/02/25	300,000,000	2009/07/27
65454	UBS AG	BOCL R Bull CBBC Feb 2010 A	0.2500	2.8800	3.3800	2010/02/22	100,000,000	2009/07/27
65466	UBS AG	BOCL R Bear CBBC Feb 2010 B	0.2500	4.8800	4.3800	2010/02/22	100,000,000	2009/07/27
65459	UBS AG	China Mobile R Bull CBBC Feb 2010 A	0.2500	70.88 per 100 units	76.88 per 100 units	2010/02/22	200,000,000	2009/07/27
65456	UBS AG	CC Bank R Bull CBBC Feb 2010 B	0.2500	4.5800	5.3800	2010/02/22	200,000,000	2009/07/27
65455	UBS AG	Cheung Kong R Bull CBBC Feb 2010 G	0.2500	80.88 per 100 units	88.88 per 100 units	2010/02/22	100,000,000	2009/07/27
65457	UBS AG	China Life R Bull CBBC Feb 2010 A	0.2500	29.8800	30.8800	2010/02/22	200,000,000	2009/07/27
65458	UBS AG	CM Bank R Bull CBBC Feb 2010 B	0.3650	13.8800	15.8800	2010/02/22	100,000,000	2009/07/27
65460	UBS AG	CNOOC R Bull CBBC Feb 2010 C	0.2500	8.3800	9.3800	2010/02/22	100,000,000	2009/07/27
65467	UBS AG	A50 China R Bull CBBC Feb 2010 A	0.2500	14.0800	14.8800	2010/02/22	200,000,000	2009/07/27
65461	UBS AG	HKEX R Bull CBBC Feb 2010 B	0.2500	115.88 per 100 units	123.88 per 100 units	2010/02/22	200,000,000	2009/07/27
65462	UBS AG	HSBC R Bull CBBC Feb 2010 C	0.2500	62.88 per 100 units	68.88 per 100 units	2010/02/22	200,000,000	2009/07/27
65470	UBS AG	HSCEI R Bull CBBC Feb 2010 E	0.2500	10,000 per 12,000 units	10,800 per 12,000 units	2010/02/25	100,000,000	2009/07/27
65476	UBS AG	HSCEI R Bear CBBC Feb 2010 F	0.3100	15,300 per 12,000 units	14,500 per 12,000 units	2010/02/25	100,000,000	2009/07/27
65424	UBS AG	HSI R Bull CBBC Oct 2009 P	0.2500	18,300 per 12,000 units	18,800 per 12,000 units	2009/10/29	300,000,000	2009/07/27
65471	UBS AG	HSI R Bull CBBC Jan 2010 I	0.2500	19,000 per 10,000 units	19,500 per 10,000 units	2010/01/28	300,000,000	2009/07/27
65425	UBS AG	HSI R Bull CBBC Feb 2010 D	0.2500	17,800 per 10,000 units	18,300 per 10,000 units	2010/02/25	300,000,000	2009/07/27
65473	UBS AG	HSI R Bull CBBC Feb 2010 M	0.2500	18,500 per 12,000 units	19,000 per 12,000 units	2010/02/25	300,000,000	2009/07/27

## Newly listed callable bull/bear contracts (continued)

Code	Issuer	Name of issue	Issue prices (HK\$)	Strike price (HKD) / Strike level per 10 units	Call price (HKD) / Call level per 10 units	Expiry date	No. of issue (units)	Listing date
65472	UBS AG	HSI R Bull CBBC Feb 2010 P	0.2500	18,700 per 12,000 units	19,200 per 12,000 units	2010/02/25	300,000,000	2009/07/27
65426	UBS AG	HSI R Bull CBBC Mar 2010 A	0.2500	17,200 per 15,000 units	17,700 per 15,000 units	2010/03/30	300,000,000	2009/07/27
65474	UBS AG	HSI R Bull CBBC Apr 2010 P	0.2500	17,700 per 15,000 units	18,200 per 15,000 units	2010/04/29	300,000,000	2009/07/27
65427	UBS AG	HSI R Bull CBBC May 2010 A	0.2500	16,300 per 38,000 units	17,300 per 38,000 units	2010/05/28	400,000,000	2009/07/27
65428	UBS AG	HSI R Bull CBBC May 2010 B	0.2500	16,800 per 38,000 units	17,800 per 38,000 units	2010/05/28	400,000,000	2009/07/27
65475	UBS AG	HSI R Bull CBBC May 2010 E	0.2500	17,300 per 38,000 units	18,300 per 38,000 units	2010/05/28	400,000,000	2009/07/27
65429	UBS AG	HSI R Bear CBBC Oct 2009 W	0.2500	19,400 per 10,000 units	18,900 per 10,000 units	2009/10/29	300,000,000	2009/07/27
65430	UBS AG	HSI R Bear CBBC Dec 2009 O	0.2500	20,300 per 12,000 units	19,800 per 12,000 units	2009/12/30	300,000,000	2009/07/27
65431	UBS AG	HSI R Bear CBBC Jan 2010 W	0.2500	20,500 per 12,000 units	20,000 per 12,000 units	2010/01/28	300,000,000	2009/07/27
65435	UBS AG	HSI R Bear CBBC Feb 2010 A	0.2500	21,300 per 12,000 units	20,800 per 12,000 units	2010/02/25	300,000,000	2009/07/27
65436	UBS AG	HSI R Bear CBBC Feb 2010 E	0.2500	21,500 per 12,000 units	21,000 per 12,000 units	2010/02/25	300,000,000	2009/07/27
65453	UBS AG	HSI R Bear CBBC Feb 2010 O	0.2500	19,800 per 10,000 units	19,300 per 10,000 units	2010/02/25	300,000,000	2009/07/27
65432	UBS AG	HSI R Bear CBBC Feb 2010 X	0.2500	20,800 per 10,000 units	20,300 per 10,000 units	2010/02/25	300,000,000	2009/07/27
65433	UBS AG	HSI R Bear CBBC Feb 2010 Y	0.2500	20,900 per 12,000 units	20,400 per 12,000 units	2010/02/25	300,000,000	2009/07/27
65434	UBS AG	HSI R Bear CBBC Feb 2010 Z	0.2500	21,200 per 10,000 units	20,700 per 10,000 units	2010/02/25	300,000,000	2009/07/27
65437	UBS AG	HSI R Bear CBBC Mar 2010 M	0.3100	22,500 per 12,000 units	22,000 per 12,000 units	2010/03/30	300,000,000	2009/07/27
65438	UBS AG	HSI R Bear CBBC Mar 2010 N	0.3950	23,500 per 12,000 units	23,000 per 12,000 units	2010/03/30	300,000,000	2009/07/27
65439	UBS AG	HSI R Bear CBBC May 2010 C	0.2500	25,300 per 38,000 units	24,300 per 38,000 units	2010/05/28	400,000,000	2009/07/27
65440	UBS AG	HSI R Bear CBBC May 2010 D	0.2500	25,800 per 38,000 units	24,800 per 38,000 units	2010/05/28	400,000,000	2009/07/27
65463	UBS AG	Petrochina R Bull CBBC Feb 2010 A	0.2500	7.0800	7.8800	2010/02/22	100,000,000	2009/07/27
65464	UBS AG	Ping An R Bull CBBC Feb 2010 A	0.2500	50.88 per 100 units	58.88 per 100 units	2010/02/22	200,000,000	2009/07/27
65465	UBS AG	SHK Ppt R Bull CBBC Feb 2010 G	0.2500	90.88 per 100 units	98.88 per 100 units	2010/02/22	100,000,000	2009/07/27
65513	ABN AMRO Bank N.V.	A50 China R Bull CBBC Jan 2010 A	0.2530	13.2800	14.0800	2010/01/18	80,000,000	2009/07/28
65514	ABN AMRO Bank N.V.	A50 China R Bull CBBC Jan 2010 B	0.2510	13.5200	14.3200	2010/01/18	80,000,000	2009/07/28
65518	ABN AMRO Bank N.V.	A50 China R Bear CBBC Jan 2010 C	0.2510	17.6200	16.8200	2010/01/18	80,000,000	2009/07/28
65519	ABN AMRO Bank N.V.	A50 China R Bear CBBC Jan 2010 D	0.2770	17.8800	17.0800	2010/01/18	80,000,000	2009/07/28
65515	ABN AMRO Bank N.V.	HSI R Bear CBBC Dec 2009 K	0.2530	20,200 per 13,000 units	19,600 per 13,000 units	2009/12/30	250,000,000	2009/07/28
65528	Deutsche Bank AG	China Life R Bull CBBC Jan 2010 B	0.4100	30.1800	31.1800	2010/01/12	150,000,000	2009/07/28
65529	Deutsche Bank AG	China Life R Bear CBBC Dec 2009 I	0.3400	36.6800	35.6800	2009/12/21	150,000,000	2009/07/28
65530	Deutsche Bank AG	China Life R Bear CBBC Jan 2010 C	0.5400	38.6800	37.6800	2010/01/12	150,000,000	2009/07/28
65531	Deutsche Bank AG	China Life R Bear CBBC Jan 2010 D	0.7400	40.6800	39.6800	2010/01/12	150,000,000	2009/07/28
65535	Deutsche Bank AG	A50 China R Bull CBBC Jan 2010 E	0.2600	13.8800	14.6800	2010/01/12	150,000,000	2009/07/28
65533	Deutsche Bank AG	HKEx R Bull CBBC Jan 2010 A	0.2500	113.18 per 100 units	120.18 per 100 units	2010/01/12	150,000,000	2009/07/28
65534	Deutsche Bank AG	HSBC R Bull CBBC Jan 2010 C	0.2600	59.88 per 100 units	65.88 per 100 units	2010/01/12	150,000,000	2009/07/28
65567	Deutsche Bank AG	HSI R Bear CBBC Mar 2010 P	0.2500	22,300 per 40,000 units	21,300 per 40,000 units	2010/03/30	300,000,000	2009/07/28
65532	Deutsche Bank AG	HSI R Bear CBBC May 2010 A	0.3300	23,600 per 20,000 units	23,000 per 20,000 units	2010/05/28	300,000,000	2009/07/28
65508	HK Bank	HSI R Bull CBBC Feb 2010 A	0.2500	16,600 per 16,000 units	17,200 per 16,000 units	2010/02/25	250,000,000	2009/07/28
65512	HK Bank	HSI R Bear CBBC Apr 2010 C	0.2500	23,100 per 20,000 units	22,500 per 20,000 units	2010/04/29	380,000,000	2009/07/28
65545	KBC Fin Products Int'l Ltd.	A50 China R Bull CBBC Jan 10C	0.2500	13.3800	14.1800	2010/01/15	188,000,000	2009/07/28
65546	KBC Fin Products Int'l Ltd.	A50 China R Bull CBBC Jan 10D	0.2500	13.8800	14.6800	2010/01/04	188,000,000	2009/07/28
65541	KBC Fin Products Int'l Ltd.	HKEx R Bull CBBC Jan 10C	0.2500	112.88 per 100 units	120.88 per 100 units	2010/01/15	188,000,000	2009/07/28
65542	KBC Fin Products Int'l Ltd.	HSBC R Bull CBBC Jan 10C	0.2500	57 per 100 units	62 per 100 units	2010/01/08	148,000,000	2009/07/28
65543	KBC Fin Products Int'l Ltd.	HSBC R Bull CBBC Feb 10A	0.2500	62.80 per 100 units	68 per 100 units	2010/02/01	148,000,000	2009/07/28

## Newly listed callable bull/bear contracts (continued)

Code	Issuer	Name of issue	Issue prices (HK\$)	Strike price (HKD) / Strike level per 10 units	Call price (HKD) / Call level per 10 units	Expiry date	No. of issue (units)	Listing date
65536	KBC Fin Products Int'l Ltd.	HSI R Bear CBBC Jan 10Z	0.4100	23,100 per 10,000 units	22,600 per 10,000 units	2010/01/28	208,000,000	2009/07/28
65537	KBC Fin Products Int'l Ltd.	HSI R Bear CBBC Feb 10L	0.3500	22,500 per 10,000 units	22,000 per 10,000 units	2010/02/25	208,000,000	2009/07/28
65538	KBC Fin Products Int'l Ltd.	HSI R Bear CBBC Feb 10M	0.3200	22,800 per 12,000 units	22,200 per 12,000 units	2010/02/25	248,000,000	2009/07/28
65539	KBC Fin Products Int'l Ltd.	HSI R Bear CBBC Mar 10J	0.2800	23,000 per 15,000 units	22,400 per 15,000 units	2010/03/30	308,000,000	2009/07/28
65540	KBC Fin Products Int'l Ltd.	HSI R Bear CBBC Mar 10K	0.2500	23,100 per 20,000 units	22,500 per 20,000 units	2010/03/30	400,000,000	2009/07/28
65544	KBC Fin Products Int'l Ltd.	SHK Ppt R Bull CBBC Feb 10B	0.2800	82.88 per 100 units	90.88 per 100 units	2010/02/01	188,000,000	2009/07/28
65520	CC Rabobank B.A.	HSI R Bear CBBC Feb 2010 A	0.2500	21,500 per 15,000 units	21,000 per 15,000 units	2010/02/25	180,000,000	2009/07/28
65521	CC Rabobank B.A.	HSI R Bear CBBC Feb 2010 F	0.2500	21,700 per 22,000 units	21,200 per 22,000 units	2010/02/25	180,000,000	2009/07/28
65522	CC Rabobank B.A.	HSI R Bear CBBC Feb 2010 G	0.2500	22,100 per 15,000 units	21,600 per 15,000 units	2010/02/25	180,000,000	2009/07/28
65516	CC Rabobank B.A.	HSI R Bear CBBC Mar 2010 S	0.2500	22,500 per 15,000 units	22,000 per 15,000 units	2010/03/30	180,000,000	2009/07/28
65517	CC Rabobank B.A.	HSI R Bear CBBC Mar 2010 T	0.2500	22,900 per 15,000 units	22,400 per 15,000 units	2010/03/30	180,000,000	2009/07/28
65547	UBS AG	CHALCO R Bull CBBC Mar 2010 A	0.2500	6.3800	7.3800	2010/03/01	100,000,000	2009/07/28
65559	UBS AG	CHALCO R Bear CBBC Mar 2010 B	0.2500	9.8800	8.8800	2010/03/01	100,000,000	2009/07/28
65548	UBS AG	BankComm R Bull CBBC Feb 2010 A	0.2500	7.7800	8.3800	2010/02/22	100,000,000	2009/07/28
65560	UBS AG	BankComm R Bear CBBC Feb 2010 B	0.2500	10.9800	10.3800	2010/02/22	100,000,000	2009/07/28
65551	UBS AG	China Tel R Bull CBBC Mar 2010 A	0.2500	3.2800	3.6800	2010/03/01	100,000,000	2009/07/28
65563	UBS AG	China Tel R Bear CBBC Mar 2010 B	0.2500	5.2800	4.8800	2010/03/01	100,000,000	2009/07/28
65550	UBS AG	CCHC R Bull CBBC Mar 2010 A	0.2500	8.3800	9.3800	2010/03/01	100,000,000	2009/07/28
65562	UBS AG	CCHC R Bear CBBC Jan 2010 A	0.3650	13.8800	12.8800	2010/01/11	100,000,000	2009/07/28
65549	UBS AG	China Coal R Bull CBBC Mar 2010 A	0.2500	7.8800	8.8800	2010/03/01	100,000,000	2009/07/28
65561	UBS AG	China Coal R Bear CBBC Mar 2010 B	0.2500	12.3800	11.3800	2010/03/01	100,000,000	2009/07/28
65564	UBS AG	HSBC R Bear CBBC Apr 2010 A	0.2900	99.88 per 100 units	93.88 per 100 units	2010/04/12	100,000,000	2009/07/28
65523	UBS AG	HSI R Bull CBBC Oct 2009 H	0.2500	18,900 per 12,000 units	19,400 per 12,000 units	2009/10/29	300,000,000	2009/07/28
65524	UBS AG	HSI R Bull CBBC Feb 2010 L	0.2500	17,400 per 10,000 units	17,900 per 10,000 units	2010/02/25	300,000,000	2009/07/28
65525	UBS AG	HSI R Bull CBBC Feb 2010 Q	0.2500	18,600 per 10,000 units	19,100 per 10,000 units	2010/02/25	300,000,000	2009/07/28
65526	UBS AG	HSI R Bull CBBC Mar 2010 P	0.2500	18,200 per 10,000 units	18,700 per 10,000 units	2010/03/30	300,000,000	2009/07/28
65527	UBS AG	HSI R Bear CBBC Dec 2009 Q	0.2500	20,100 per 12,000 units	19,600 per 12,000 units	2009/12/30	300,000,000	2009/07/28
65555	UBS AG	HSI R Bear CBBC Mar 2010 O	0.2500	21,800 per 10,000 units	21,300 per 10,000 units	2010/03/30	300,000,000	2009/07/28
65556	UBS AG	HSI R Bear CBBC Mar 2010 Q	0.2750	22,200 per 10,000 units	21,700 per 10,000 units	2010/03/30	300,000,000	2009/07/28
65557	UBS AG	HSI R Bear CBBC Apr 2010 Q	0.2500	21,900 per 12,000 units	21,400 per 12,000 units	2010/04/29	300,000,000	2009/07/28
65558	UBS AG	HSI R Bear CBBC Apr 2010 R	0.2500	22,100 per 12,000 units	21,600 per 12,000 units	2010/04/29	300,000,000	2009/07/28
65552	UBS AG	Jiangxi Copper R Bull CBBC Mar 2010 A	0.3900	11.3800	12.8800	2010/03/01	100,000,000	2009/07/28
65565	UBS AG	Jiangxi Copper R Bear CBBC Mar 2010 B	0.3150	18.3800	16.8800	2010/03/01	100,000,000	2009/07/28
65553	UBS AG	Ping An R Bull CBBC Feb 2010 B	0.2500	55.88 per 100 units	63.88 per 100 units	2010/02/22	100,000,000	2009/07/28
65566	UBS AG	Ping An R Bear CBBC Feb 2010 C	0.2500	86.88 per 100 units	78.88 per 100 units	2010/02/22	100,000,000	2009/07/28
65554	UBS AG	SHK Ppt R Bull CBBC Feb 2010 H	0.2500	85.88 per 100 units	93.88 per 100 units	2010/02/22	100,000,000	2009/07/28
64519 <sup>†</sup>	CC Rabobank B.A.	HSI R Bear CBBC Mar 2010 P	0.1300	21,100 per 11,000 units	20,500 per 11,000 units	2010/03/30	200,000,000	2009/07/28
65604	ABN AMRO Bank N.V.	A50 China R Bear CBBC Jan 2010 E	0.2500	16.6000	15.8000	2010/01/18	80,000,000	2009/07/29
65603	ABN AMRO Bank N.V.	HSI R Bear CBBC Dec 2009 Q	0.2500	19,900 per 13,000 units	19,300 per 13,000 units	2009/12/30	250,000,000	2009/07/29
65601	BNP Paribas Arbit Issu B.V.	HSI R Bear CBBC Mar 2010 F	0.2500	20,200 per 12,000 units	19,600 per 12,000 units	2010/03/30	300,000,000	2009/07/29
65597	Deutsche Bank AG	HSI R Bull CBBC Jan 2010 K	0.2500	19,000 per 12,000 units	19,500 per 12,000 units	2010/01/28	300,000,000	2009/07/29
65614	Deutsche Bank AG	HSI R Bear CBBC Feb 2010 C	0.2500	20,100 per 20,000 units	19,500 per 20,000 units	2010/02/25	300,000,000	2009/07/29
65613	Deutsche Bank AG	HSI R Bear CBBC Feb 2010 Z	0.2600	19,800 per 12,000 units	19,300 per 12,000 units	2010/02/25	300,000,000	2009/07/29

## Newly listed callable bull/bear contracts (continued)

Code	Issuer	Name of issue	Issue prices (HK\$)	Strike price (HKD) / Strike level per 10 units	Call price (HKD) / Call level per 10 units	Expiry date	No. of issue (units)	Listing date
65605	Goldman Sachs SP (Asia)	HSI R Bear CBBC Mar 2010 T	0.2500	20,100 per 12,000 units	19,600 per 12,000 units	2010/03/30	200,000,000	2009/07/29
65606	KBC Fin Products Int'l Ltd.	China Life R Bull CBBC Jan 10A	0.8640	27.3800	28.8800	2010/01/28	168,000,000	2009/07/29
65607	KBC Fin Products Int'l Ltd.	China Life R Bull CBBC Jan 10B	0.6000	29.9800	31.4800	2010/01/11	168,000,000	2009/07/29
65610	KBC Fin Products Int'l Ltd.	Ch Life R Bear CBBC Dec 2009 C	0.6000	36.2800	34.8800	2009/12/15	168,000,000	2009/07/29
65608	KBC Fin Products Int'l Ltd.	CP&CC R Bull CBBC Feb 2010 A	0.2500	4.9800	5.6800	2010/02/10	308,000,000	2009/07/29
65609	KBC Fin Products Int'l Ltd.	CP&CC R Bull CBBC Apr 2010 A	0.2500	5.2800	6.1800	2010/04/15	208,000,000	2009/07/29
65611	KBC Fin Products Int'l Ltd.	CP&CC R Bear CBBC Jan 2010 A	0.3000	8.3800	7.6800	2010/01/20	208,000,000	2009/07/29
65612	KBC Fin Products Int'l Ltd.	CP&CC R Bear CBBC Feb 2010 B	0.3900	8.9800	8.2800	2010/02/17	208,000,000	2009/07/29
65584	Macquarie Bank Ltd.	HSI R Bull CBBC Dec 2009 I	0.2500	17,400 per 15,000 units	18,000 per 15,000 units	2009/12/30	300,000,000	2009/07/29
65585	Macquarie Bank Ltd.	HSI R Bear CBBC Jan 2010 A	0.2510	21,500 per 15,000 units	21,000 per 15,000 units	2010/01/28	300,000,000	2009/07/29
65586	Macquarie Bank Ltd.	HSI R Bear CBBC Jan 2010 B	0.2500	23,000 per 20,000 units	22,500 per 20,000 units	2010/01/28	300,000,000	2009/07/29
65578	SGA Societe Generale Acceptance N.V.	CLife R Bull CBBC Jan10G	0.6000	27.5000	29.0000	2010/01/20	100,000,000	2009/07/29
65579	SGA Societe Generale Acceptance N.V.	CLife R Bear CBBC Jan10H	0.4000	37.3000	35.5000	2010/01/20	100,000,000	2009/07/29
65580	SGA Societe Generale Acceptance N.V.	CLife R Bear CBBC Jan10I	0.5000	38.3000	36.5000	2010/01/20	100,000,000	2009/07/29
65581	SGA Societe Generale Acceptance N.V.	HKEx R Bull CBBC Jan10K	0.2500	111 per 100 units	118 per 100 units	2010/01/13	150,000,000	2009/07/29
65582	SGA Societe Generale Acceptance N.V.	HKEx R Bear CBBC Jan10L	0.3400	163 per 100 units	154 per 100 units	2010/01/13	150,000,000	2009/07/29
65583	SGA Societe Generale Acceptance N.V.	HSBC R Bull CBBC Jan10G	0.2500	61.50 per 100 units	65 per 100 units	2010/01/20	300,000,000	2009/07/29
65568	SGA Societe Generale Acceptance NV	HSCEI R Bull CBBC Jan10A	0.2500	9,700 per 12,000 units	10,400 per 12,000 units	2010/01/28	200,000,000	2009/07/29
65569	SGA Societe Generale Acceptance NV	HSCEI R Bull CBBC Jan10B	0.2500	10,300 per 12,000 units	11,000 per 12,000 units	2010/01/28	200,000,000	2009/07/29
65570	SGA Societe Generale Acceptance NV	HSCEI R Bear CBBC Jan10C	0.2800	14,700 per 12,000 units	14,000 per 12,000 units	2010/01/28	200,000,000	2009/07/29
65571	SGA Societe Generale Acceptance N.V.	HSI R Bull CBBC Feb10H	0.2500	18,500 per 12,000 units	19,100 per 12,000 units	2010/02/25	300,000,000	2009/07/29
65572	SGA Societe Generale Acceptance N.V.	HSI R Bull CBBC Feb10I	0.2500	18,600 per 10,000 units	19,200 per 10,000 units	2010/02/25	300,000,000	2009/07/29
65573	SGA Societe Generale Acceptance N.V.	HSI R Bull CBBC Feb10J	0.2500	18,700 per 15,000 units	19,300 per 15,000 units	2010/02/25	300,000,000	2009/07/29
65574	SGA Societe Generale Acceptance N.V.	HSI R Bull CBBC Feb10K	0.2500	18,800 per 12,000 units	19,400 per 12,000 units	2010/02/25	300,000,000	2009/07/29
65575	SGA Societe Generale Acceptance N.V.	HSI R Bear CBBC Mar10A	0.3100	21,700 per 10,000 units	21,100 per 10,000 units	2010/03/30	300,000,000	2009/07/29
65576	SGA Societe Generale Acceptance N.V.	HSI R Bear CBBC Mar10B	0.2500	21,800 per 15,000 units	21,200 per 15,000 units	2010/03/30	300,000,000	2009/07/29
65577	SGA Societe Generale Acceptance N.V.	HSI R Bear CBBC Mar10C	0.2800	21,900 per 12,000 units	21,300 per 12,000 units	2010/03/30	300,000,000	2009/07/29
65587	UBS AG	Cheung Kong R Bull CBBC Feb 2010 H	0.2500	75.88 per 100 units	83.88 per 100 units	2010/02/22	100,000,000	2009/07/29
65588	UBS AG	China Life R Bull CBBC Jan 2010 H	0.2550	30.8800	31.8800	2010/01/25	200,000,000	2009/07/29
65589	UBS AG	China Life R Bull CBBC Jan 2010 I	0.2500	31.8800	32.8800	2010/01/25	200,000,000	2009/07/29
65592	UBS AG	China Life R Bear CBBC Jan 2010 J	0.7500	40.8800	39.8800	2010/01/25	200,000,000	2009/07/29
65593	UBS AG	China Life R Bear CBBC Jan 2010 K	0.8500	41.8800	40.8800	2010/01/25	200,000,000	2009/07/29
65590	UBS AG	HKEx R Bull CBBC Jan 2010 J	0.2500	120.88 per 100 units	128.88 per 100 units	2010/01/25	200,000,000	2009/07/29
65594	UBS AG	HKEx R Bear CBBC Jan 2010 K	0.4100	171.88 per 100 units	163.88 per 100 units	2010/01/25	200,000,000	2009/07/29
65595	UBS AG	HKEx R Bear CBBC Jan 2010 L	0.4600	176.88 per 100 units	168.88 per 100 units	2010/01/25	200,000,000	2009/07/29
65598	UBS AG	HSI R Bull CBBC Oct 2009 V	0.2500	18,800 per 10,000 units	19,300 per 10,000 units	2009/10/29	300,000,000	2009/07/29
65599	UBS AG	HSI R Bull CBBC Jan 2010 Q	0.2500	18,400 per 10,000 units	18,900 per 10,000 units	2010/01/28	300,000,000	2009/07/29
65600	UBS AG	HSI R Bull CBBC Feb 2010 F	0.2500	17,900 per 12,000 units	18,400 per 12,000 units	2010/02/25	300,000,000	2009/07/29
65602	UBS AG	HSI R Bear CBBC Oct 2009 Y	0.2500	19,900 per 12,000 units	19,400 per 12,000 units	2009/10/29	300,000,000	2009/07/29
65596	UBS AG	HSI R Bear CBBC Mar 2010 J	0.2500	21,800 per 15,000 units	21,300 per 15,000 units	2010/03/30	300,000,000	2009/07/29
65591	UBS AG	Petrochina R Bull CBBC Feb 2010 B	0.2500	7.5800	8.3800	2010/02/22	100,000,000	2009/07/29
65663	ABN AMRO Bank N.V.	Ch Life R Bull CBBC Jan 2010 A	0.6160	29.0000	30.5000	2010/01/18	80,000,000	2009/07/30
65668	ABN AMRO Bank N.V.	Ch Life R Bear CBBC Jan 2010 B	0.2920	37.4500	35.9500	2010/01/18	80,000,000	2009/07/30



## Newly listed callable bull/bear contracts (continued)

Code	Issuer	Name of issue	Issue prices (HK\$)	Strike price (HKD) / Strike level per 10 units	Call price (HKD) / Call level per 10 units	Expiry date	No. of issue (units)	Listing date
65669	ABN AMRO Bank N.V.	Ch Life R Bear CBBC Jan 2010 C	0.4930	39.4500	37.9500	2010/01/18	80,000,000	2009/07/30
65622	ABN AMRO Bank N.V.	A50 China R Bull CBBC Jan 2010 F	0.2500	13.7000	14.5000	2010/01/18	80,000,000	2009/07/30
65623	ABN AMRO Bank N.V.	A50 China R Bull CBBC Jan 2010 G	0.2500	13.9800	14.7800	2010/01/18	80,000,000	2009/07/30
65664	ABN AMRO Bank N.V.	HSI R Bull CBBC Jan 2010 H	0.2500	17,800 per 13,000 units	18,400 per 13,000 units	2010/01/28	250,000,000	2009/07/30
65665	ABN AMRO Bank N.V.	HSI R Bull CBBC Jan 2010 I	0.2500	18,800 per 13,000 units	19,400 per 13,000 units	2010/01/28	250,000,000	2009/07/30
65670	ABN AMRO Bank N.V.	HSI R Bear CBBC Nov 2009 O	0.2500	21,400 per 13,000 units	20,800 per 13,000 units	2009/11/27	250,000,000	2009/07/30
65617	BOCI Asia Ltd.	HSI R Bull CBBC Nov 2009 A	0.2500	17,400 per 14,000 units	18,000 per 14,000 units	2009/11/27	200,000,000	2009/07/30
65618	BOCI Asia Ltd.	HSI R Bull CBBC Nov 2009 B	0.2500	18,000 per 14,000 units	18,600 per 14,000 units	2009/11/27	200,000,000	2009/07/30
65619	BOCI Asia Ltd.	HSI R Bear CBBC Nov 2009 C	0.2500	20,800 per 14,000 units	20,200 per 14,000 units	2009/11/27	200,000,000	2009/07/30
65653	BNP Paribas Arbit Issu B.V.	HSI R Bull CBBC Mar 2010 G	0.2500	18,600 per 16,000 units	19,400 per 16,000 units	2010/03/30	300,000,000	2009/07/30
65667	BNP Paribas Arbit Issu B.V.	HSI R Bear CBBC Mar 2010 H	0.2500	22,400 per 14,000 units	21,600 per 14,000 units	2010/03/30	300,000,000	2009/07/30
65658	BNP Paribas Arbit Issu B.V.	HSI R Bear CBBC Mar 2010 I	0.2500	22,600 per 16,000 units	21,800 per 16,000 units	2010/03/30	300,000,000	2009/07/30
65659	BNP Paribas Arbit Issu B.V.	HSI R Bear CBBC Mar 2010 J	0.2500	23,000 per 20,000 units	22,000 per 20,000 units	2010/03/30	300,000,000	2009/07/30
65664	Deutsche Bank AG	China Life R Bear CBBC Jan 2010 E	0.9000	42.6800	41.6800	2010/01/12	150,000,000	2009/07/30
65656	Deutsche Bank AG	HKEx R Bull CBBC Jan 2010 B	0.2500	123.18 per 100 units	130.18 per 100 units	2010/01/12	150,000,000	2009/07/30
65660	Deutsche Bank AG	HKEx R Bear CBBC Jan 2010 C	0.6000	187.18 per 100 units	180.18 per 100 units	2010/01/12	150,000,000	2009/07/30
65655	Deutsche Bank AG	HSI R Bull CBBC Feb 2010 T	0.2500	19,200 per 12,000 units	19,700 per 12,000 units	2010/02/25	300,000,000	2009/07/30
65661	Goldman Sachs SP (Asia)	HSI R Bull CBBC Feb 2010 A	0.2500	19,100 per 12,000 units	19,600 per 12,000 units	2010/02/25	200,000,000	2009/07/30
65662	Goldman Sachs SP (Asia)	HSI R Bull CBBC Mar 2010 U	0.2500	18,900 per 12,000 units	19,400 per 12,000 units	2010/03/30	200,000,000	2009/07/30
65666	Goldman Sachs SP (Asia)	HSI R Bear CBBC Feb 2010 B	0.2500	22,100 per 15,000 units	21,600 per 15,000 units	2010/02/25	200,000,000	2009/07/30
65667	Goldman Sachs SP (Asia)	HSI R Bear CBBC Mar 2010 V	0.2500	22,300 per 15,000 units	21,800 per 15,000 units	2010/03/30	200,000,000	2009/07/30
65644	KBC Fin Products Int'l Ltd.	Ch Life R Bear CBBC Feb 2010 A	0.5600	39.2800	37.8800	2010/02/22	148,000,000	2009/07/30
65645	KBC Fin Products Int'l Ltd.	Ch Life R Bear CBBC Mar 2010 A	0.6600	40.4800	39.0800	2010/03/01	148,000,000	2009/07/30
65646	KBC Fin Products Int'l Ltd.	Ch Life R Bear CBBC Mar 2010 B	0.8100	42.1800	40.6800	2010/03/15	148,000,000	2009/07/30
65647	KBC Fin Products Int'l Ltd.	HSI R Bull CBBC Jan 2010 G	0.3100	19,300 per 10,000 units	19,800 per 10,000 units	2010/01/28	318,000,000	2009/07/30
65648	KBC Fin Products Int'l Ltd.	HSI R Bull CBBC Feb 2010 O	0.2500	19,000 per 15,000 units	19,600 per 15,000 units	2010/02/25	328,000,000	2009/07/30
65630	KBC Fin Products Int'l Ltd.	HSI R Bear CBBC Jan 2010 A	0.2520	20,300 per 12,000 units	19,800 per 12,000 units	2010/01/28	268,000,000	2009/07/30
65631	KBC Fin Products Int'l Ltd.	HSI R Bear CBBC Feb 2010 N	0.3300	20,200 per 10,000 units	19,700 per 10,000 units	2010/02/25	218,000,000	2009/07/30
65649	KBC Fin Products Int'l Ltd.	SHK Ppt R Bull CBBC Feb 2010 C	0.2500	90.88 per 100 units	98.88 per 100 units	2010/02/17	208,000,000	2009/07/30
65615	Merrill Lynch Int'l & Co. C.V.	HSI R Bull CBBC Feb 2010 B	0.2500	16,500 per 15,000 units	17,100 per 15,000 units	2010/02/25	300,000,000	2009/07/30
65616	Merrill Lynch Int'l & Co. C.V.	HSI R Bull CBBC Feb 2010 C	0.2500	17,000 per 15,000 units	17,600 per 15,000 units	2010/02/25	300,000,000	2009/07/30
65620	Merrill Lynch Int'l & Co. C.V.	HSI R Bear CBBC Feb 2010 D	0.2500	21,400 per 15,000 units	20,800 per 15,000 units	2010/02/25	300,000,000	2009/07/30
65621	Merrill Lynch Int'l & Co. C.V.	HSI R Bear CBBC Feb 2010 E	0.2550	22,900 per 15,000 units	22,300 per 15,000 units	2010/02/25	300,000,000	2009/07/30
65634	UBS AG	China Life R Bull CBBC Feb 2010 B	0.2500	32.8800	33.8800	2010/02/08	200,000,000	2009/07/30
65642	UBS AG	China Life R Bear CBBC Feb 2010 C	0.9500	42.8800	41.8800	2010/02/08	200,000,000	2009/07/30
65626	UBS AG	Sinopec Corp R Bull CBBC Feb 2010 A	0.2500	5.7800	6.3800	2010/02/08	100,000,000	2009/07/30
65650	UBS AG	Sinopec Corp R Bear CBBC Feb 2010 B	0.2550	9.4800	8.8800	2010/02/22	100,000,000	2009/07/30
65651	UBS AG	Sinopec Corp R Bear CBBC Feb 2010 C	0.3050	9.9800	9.3800	2010/02/22	100,000,000	2009/07/30
65643	UBS AG	A50 China R Bear CBBC Feb 2010 B	0.4500	19.6800	18.8800	2010/02/22	200,000,000	2009/07/30
65635	UBS AG	HKEx R Bull CBBC Feb 2010 C	0.2500	125.88 per 100 units	133.88 per 100 units	2010/02/08	200,000,000	2009/07/30
65625	UBS AG	HSCEI R Bull CBBC Feb 2010 G	0.2500	10,500 per 12,000 units	11,300 per 12,000 units	2010/02/25	100,000,000	2009/07/30
65629	UBS AG	HSCEI R Bear CBBC Feb 2010 H	0.3600	15,800 per 12,000 units	15,000 per 12,000 units	2010/02/25	100,000,000	2009/07/30
65652	UBS AG	HSI R Bull CBBC Dec 2009 L	0.2500	19,300 per 12,000 units	19,800 per 12,000 units	2009/12/30	300,000,000	2009/07/30

## Newly listed callable bull/bear contracts (continued)

Code	Issuer	Name of issue	Issue prices (HK\$)	Strike price (HKD) / Strike level per 10 units	Call price (HKD) / Call level per 10 units	Expiry date	No. of issue (units)	Listing date
65632	UBS AG	HSI R Bull CBBC Apr 2010 S	0.2500	18,200 per 15,000 units	18,700 per 15,000 units	2010/04/29	300,000,000	2009/07/30
65633	UBS AG	HSI R Bull CBBC May 2010 F	0.2500	17,800 per 38,000 units	18,800 per 38,000 units	2010/05/28	400,000,000	2009/07/30
65624	UBS AG	HSI R Bear CBBC Feb 2010 N	0.2500	20,000 per 10,000 units	19,500 per 10,000 units	2010/02/25	300,000,000	2009/07/30
65636	UBS AG	HSI R Bear CBBC Feb 2010 R	0.2500	20,300 per 12,000 units	19,800 per 12,000 units	2010/02/25	300,000,000	2009/07/30
65627	UBS AG	Hutchison R Bull CBBC Feb 2010 B	0.2500	43.88 per 100 units	48.88 per 100 units	2010/02/22	100,000,000	2009/07/30
65637	UBS AG	Ping An R Bear CBBC Feb 2010 D	0.3000	91.88 per 100 units	83.88 per 100 units	2010/02/22	100,000,000	2009/07/30
65628	UBS AG	SHK Ppt R Bull CBBC Feb 2010 I	0.2500	95.88 per 100 units	103.88 per 100 units	2010/02/22	100,000,000	2009/07/30
65638	UBS AG	SHK Ppt R Bear CBBC Jan 2010 J	0.2500	136.88 per 100 units	128.88 per 100 units	2010/01/25	100,000,000	2009/07/30
65639	UBS AG	SHK Ppt R Bear CBBC Feb 2010 J	0.3000	141.88 per 100 units	133.88 per 100 units	2010/02/08	100,000,000	2009/07/30
65640	UBS AG	SHK Ppt R Bear CBBC Feb 2010 K	0.3500	146.88 per 100 units	138.88 per 100 units	2010/02/22	100,000,000	2009/07/30
65641	UBS AG	SHK Ppt R Bear CBBC Feb 2010 L	0.4000	151.88 per 100 units	143.88 per 100 units	2010/02/22	100,000,000	2009/07/30
65675	ABN AMRO Bank N.V.	DJIA R Bull CBBC Dec 2009 A	0.3940	7,700 per 30,000 units	8,100 per 30,000 units	2009/12/18	40,000,000	2009/07/31
65676	ABN AMRO Bank N.V.	DJIA R Bull CBBC Dec 2009 B	0.3180	8,000 per 30,000 units	8,400 per 30,000 units	2009/12/18	40,000,000	2009/07/31
65680	ABN AMRO Bank N.V.	DJIA R Bear CBBC Dec 2009 C	0.4560	10,700 per 30,000 units	10,300 per 30,000 units	2009/12/18	40,000,000	2009/07/31
65681	ABN AMRO Bank N.V.	DJIA R Bear CBBC Dec 2009 D	0.2990	10,100 per 30,000 units	9,700 per 30,000 units	2009/12/18	40,000,000	2009/07/31
65712	ABN AMRO Bank N.V.	HSI R Bull CBBC Jan 2010 J	0.2500	19,100 per 12,000 units	19,700 per 12,000 units	2010/01/28	250,000,000	2009/07/31
65708	BNP Paribas Arbit Issu B.V.	HSI R Bull CBBC Mar 2010 K	0.2500	18,800 per 16,000 units	19,600 per 16,000 units	2010/03/30	300,000,000	2009/07/31
65709	BNP Paribas Arbit Issu B.V.	HSI R Bear CBBC Feb 2010 X	0.2500	23,000 per 14,000 units	22,200 per 14,000 units	2010/02/25	300,000,000	2009/07/31
65710	BNP Paribas Arbit Issu B.V.	HSI R Bear CBBC Feb 2010 Y	0.2500	23,400 per 16,000 units	22,600 per 16,000 units	2010/02/25	300,000,000	2009/07/31
65700	Credit Suisse	HSI R Bull CBBC Dec 2010 A	0.2500	17,200 per 38,000 units	17,800 per 38,000 units	2010/12/30	190,000,000	2009/07/31
65701	Credit Suisse	HSI R Bull CBBC Dec 2010 B	0.2500	18,200 per 38,000 units	18,800 per 38,000 units	2010/12/30	190,000,000	2009/07/31
65704	Credit Suisse	HSI R Bear CBBC Dec 2010 C	0.2500	21,400 per 38,000 units	20,800 per 38,000 units	2010/12/30	190,000,000	2009/07/31
65705	Credit Suisse	HSI R Bear CBBC Dec 2010 D	0.2500	22,400 per 38,000 units	21,800 per 38,000 units	2010/12/30	190,000,000	2009/07/31
65711	Deutsche Bank AG	HSI R Bull CBBC Dec 2009 X	0.2500	19,400 per 12,000 units	19,900 per 12,000 units	2009/12/30	300,000,000	2009/07/31
65702	Deutsche Bank AG	HSI R Bear CBBC Apr 2010 M	0.5200	23,800 per 12,000 units	23,300 per 12,000 units	2010/04/29	300,000,000	2009/07/31
65703	Deutsche Bank AG	HSI R Bear CBBC Apr 2010 N	0.2500	24,700 per 40,000 units	23,700 per 40,000 units	2010/04/29	300,000,000	2009/07/31
65671	HK Bank	HSI R Bull CBBC Mar 2010 D	0.2500	17,200 per 16,000 units	17,800 per 16,000 units	2010/03/30	280,000,000	2009/07/31
65672	HK Bank	HSI R Bull CBBC Mar 2010 E	0.2500	16,900 per 18,000 units	17,500 per 18,000 units	2010/03/30	280,000,000	2009/07/31
65673	HK Bank	HSI R Bear CBBC May 2010 A	0.2500	23,500 per 18,000 units	22,800 per 18,000 units	2010/05/28	380,000,000	2009/07/31
65674	HK Bank	HSI R Bear CBBC May 2010 B	0.2500	23,900 per 22,000 units	23,200 per 22,000 units	2010/05/28	380,000,000	2009/07/31
65707	KBC Fin Products Int'l Ltd.	HSI R Bull CBBC Dec 2009 V	0.2530	19,400 per 12,000 units	19,900 per 12,000 units	2009/12/30	268,000,000	2009/07/31
65706	KBC Fin Products Int'l Ltd.	HSI R Bear CBBC Jan 2010 B	0.2700	20,500 per 10,000 units	20,000 per 10,000 units	2010/01/28	248,000,000	2009/07/31
65698	Macquarie Bank Ltd.	HSI R Bull CBBC Jan 2010 C	0.2500	18,600 per 14,000 units	19,200 per 14,000 units	2010/01/28	300,000,000	2009/07/31
65699	Macquarie Bank Ltd.	HSI R Bear CBBC Nov 2009 O	0.2500	22,500 per 14,000 units	22,000 per 14,000 units	2009/11/27	300,000,000	2009/07/31
65677	SGA Societe Generale Acceptance N.V	CLife R Bull CBBC Jan10J	0.6400	28.5000	30.0000	2010/01/20	100,000,000	2009/07/31
65678	SGA Societe Generale Acceptance N.V	CLife R Bull CBBC Jan10K	0.5400	29.5000	31.0000	2010/01/20	100,000,000	2009/07/31
65679	SGA Societe Generale Acceptance N.V	CLife R Bear CBBC Jan10L	0.4800	39.4000	37.5000	2010/01/20	100,000,000	2009/07/31
65682	SGA Societe Generale Acceptance N.V	CP&CC R Bull CBBC Jan10C	0.2500	5.8000	6.3000	2010/01/20	200,000,000	2009/07/31
65683	SGA Societe Generale Acceptance N.V	CP&CC R Bear CBBC Jan10D	0.2500	8.9000	8.3000	2010/01/20	200,000,000	2009/07/31
65684	SGA Societe Generale Acceptance N.V.	HKEx R Bull CBBC Jan10M	0.2500	115 per 100 units	123 per 100 units	2010/01/13	150,000,000	2009/07/31
65685	SGA Societe Generale Acceptance N.V.	HKEx R Bull CBBC Jan10N	0.2500	120 per 100 units	128 per 100 units	2010/01/13	150,000,000	2009/07/31
65686	SGA Societe Generale Acceptance N.V.	HKEx R Bear CBBC Jan10O	0.3200	168 per 100 units	159 per 100 units	2010/01/13	150,000,000	2009/07/31
65687	SGA Societe Generale Acceptance N.V	SHK P R Bear CBBC Jan10C	0.2600	136 per 100 units	128 per 100 units	2010/01/20	100,000,000	2009/07/31

## Newly listed callable bull/bear contracts (continued)

Code	Issuer	Name of issue	Issue prices (HK\$)	Strike price (HKD) / Strike level per 10 units	Call price (HKD) / Call level per 10 units	Expiry date	No. of issue (units)	Listing date
65690	UBS AG	BOCL R Bull CBBC Feb 2010 C	0.2500	3.0800	3.5800	2010/02/08	100,000,000	2009/07/31
65713	UBS AG	CM Bank R Bull CBBC Feb 2010 C	0.2950	14.8800	16.8800	2010/02/22	100,000,000	2009/07/31
65718	UBS AG	CM Bank R Bear CBBC Feb 2010 D	0.8200	25.8800	23.8800	2010/02/22	100,000,000	2009/07/31
65689	UBS AG	R&F R Bull CBBC Jan 2010 A	0.3700	13.3800	14.8800	2010/01/18	100,000,000	2009/07/31
65688	UBS AG	R&F R Bull CBBC Jan 2010 B	0.2700	14.3800	15.8800	2010/01/18	100,000,000	2009/07/31
65693	UBS AG	R&F R Bear CBBC Jan 2010 C	0.2850	19.8800	18.3800	2010/01/18	100,000,000	2009/07/31
65694	UBS AG	R&F R Bear CBBC Jan 2010 D	0.3850	20.8800	19.3800	2010/01/18	100,000,000	2009/07/31
65715	UBS AG	HKEx R Bull CBBC Feb 2010 D	0.2500	130.88 per 100 units	138.88 per 100 units	2010/02/22	200,000,000	2009/07/31
65716	UBS AG	HSI R Bull CBBC Feb 2010 S	0.2500	19,400 per 10,000 units	19,900 per 10,000 units	2010/02/25	300,000,000	2009/07/31
65717	UBS AG	HSI R Bull CBBC Mar 2010 Y	0.2500	19,100 per 12,000 units	19,600 per 12,000 units	2010/03/30	300,000,000	2009/07/31
65697	UBS AG	HSI R Bear CBBC Jan 2010 Y	0.2500	20,400 per 10,000 units	19,900 per 10,000 units	2010/01/28	300,000,000	2009/07/31
65714	UBS AG	Jiangxi Copper R Bull CBBC Feb 2010 C	0.2850	13.3800	14.8800	2010/02/22	100,000,000	2009/07/31
65719	UBS AG	Jiangxi Copper R Bear CBBC Feb 2010 D	0.4200	20.3800	18.8800	2010/02/22	100,000,000	2009/07/31
65691	UBS AG	Shimao R Bull CBBC Jan 2010 A	0.3350	11.3800	12.8800	2010/01/18	100,000,000	2009/07/31
65692	UBS AG	Shimao R Bull CBBC Jan 2010 B	0.2500	12.3800	13.8800	2010/01/18	100,000,000	2009/07/31
65695	UBS AG	Shimao R Bear CBBC Jan 2010 C	0.3200	17.8800	16.3800	2010/01/18	100,000,000	2009/07/31
65696	UBS AG	Shimao R Bear CBBC Jan 2010 D	0.4200	18.8800	17.3800	2010/01/18	100,000,000	2009/07/31
65764	ABN AMRO Bank N.V.	A50 China R Bull CBBC Jan 2010 H	0.2500	14.1800	14.9800	2010/01/18	80,000,000	2009/08/03
65765	ABN AMRO Bank N.V.	A50 China R Bull CBBC Jan 2010 I	0.2500	14.3000	15.1000	2010/01/18	80,000,000	2009/08/03
65768	ABN AMRO Bank N.V.	A50 China R Bull CBBC Jan 2010 J	0.2510	14.5000	15.3000	2010/01/18	80,000,000	2009/08/03
65769	ABN AMRO Bank N.V.	A50 China R Bull CBBC Jan 2010 K	0.2510	14.7200	15.5200	2010/01/18	80,000,000	2009/08/03
65774	ABN AMRO Bank N.V.	A50 China R Bear CBBC Jan 2010 L	0.2520	18.1200	17.3200	2010/01/18	80,000,000	2009/08/03
65775	ABN AMRO Bank N.V.	A50 China R Bear CBBC Jan 2010 M	0.2620	18.5000	17.7000	2010/01/18	80,000,000	2009/08/03
65776	ABN AMRO Bank N.V.	A50 China R Bear CBBC Jan 2010 N	0.3000	18.8800	18.0800	2010/01/18	80,000,000	2009/08/03
65777	ABN AMRO Bank N.V.	A50 China R Bear CBBC Jan 2010 O	0.4010	19.8800	19.0800	2010/01/18	80,000,000	2009/08/03
65770	ABN AMRO Bank N.V.	HSCEI R Bull CBBC Dec 2009 H	0.2500	10,600 per 12,000 units	11,200 per 12,000 units	2009/12/30	250,000,000	2009/08/03
65771	ABN AMRO Bank N.V.	HSCEI R Bull CBBC Dec 2009 I	0.2500	10,100 per 12,000 units	10,700 per 12,000 units	2009/12/30	250,000,000	2009/08/03
65772	ABN AMRO Bank N.V.	HSI R Bull CBBC Dec 2009 S	0.2500	17,700 per 25,000 units	18,300 per 25,000 units	2009/12/30	250,000,000	2009/08/03
65773	ABN AMRO Bank N.V.	HSI R Bull CBBC Dec 2009 Y	0.2500	19,300 per 13,000 units	19,900 per 13,000 units	2009/12/30	250,000,000	2009/08/03
65778	ABN AMRO Bank N.V.	HSI R Bear CBBC Dec 2009 A	0.2500	22,500 per 25,000 units	21,900 per 25,000 units	2009/12/30	250,000,000	2009/08/03
65780	ABN AMRO Bank N.V.	HSI R Bear CBBC Dec 2009 H	0.2500	23,300 per 13,000 units	22,700 per 13,000 units	2009/12/30	250,000,000	2009/08/03
65779	ABN AMRO Bank N.V.	HSI R Bear CBBC Dec 2009 O	0.2500	22,800 per 13,000 units	22,200 per 13,000 units	2009/12/30	250,000,000	2009/08/03
65729	BNP Paribas Arbit Issu B.V.	HSI R Bull CBBC Feb 2010 Z	0.2500	19,200 per 14,000 units	19,800 per 14,000 units	2010/02/25	300,000,000	2009/08/03
65730	BNP Paribas Arbit Issu B.V.	HSI R Bear CBBC Mar 2010 L	0.2500	23,200 per 30,000 units	22,400 per 30,000 units	2010/03/30	300,000,000	2009/08/03
65731	BNP Paribas Arbit Issu B.V.	HSI R Bear CBBC Mar 2010 M	0.2500	23,600 per 15,000 units	22,800 per 15,000 units	2010/03/30	300,000,000	2009/08/03
65759	Deutsche Bank AG	China Life R Bull CBBC Dec 2009 J	0.4400	31.1800	32.1800	2009/12/21	200,000,000	2009/08/03
65760	Deutsche Bank AG	China Life R Bull CBBC Dec 2009 K	0.2500	33.1800	34.1800	2009/12/21	200,000,000	2009/08/03
65761	Deutsche Bank AG	A50 China R Bull CBBC Jan 2010 F	0.2600	14.8800	15.6800	2010/01/19	200,000,000	2009/08/03
65740	Deutsche Bank AG	HSI R Bull CBBC Feb 2010 Y	0.2500	19,600 per 12,000 units	20,100 per 12,000 units	2010/02/25	300,000,000	2009/08/03
65744	Deutsche Bank AG	HSI R Bear CBBC Mar 2010 Q	0.2700	22,500 per 15,000 units	21,800 per 15,000 units	2010/03/30	300,000,000	2009/08/03
65745	Deutsche Bank AG	HSI R Bear CBBC Mar 2010 R	0.2600	23,100 per 20,000 units	22,500 per 20,000 units	2010/03/30	300,000,000	2009/08/03
65762	Goldman Sachs SP (Asia)	HSI R Bull CBBC Feb 2010 X	0.2500	19,500 per 12,000 units	20,000 per 12,000 units	2010/02/25	200,000,000	2009/08/03
65763	Goldman Sachs SP (Asia)	HSI R Bull CBBC Mar 2010 W	0.2500	19,300 per 12,000 units	19,800 per 12,000 units	2010/03/30	200,000,000	2009/08/03

## Newly listed callable bull/bear contracts (continued)

Code	Issuer	Name of issue	Issue prices (HK\$)	Strike price (HKD) / Strike level per 10 units	Call price (HKD) / Call level per 10 units	Expiry date	No. of issue (units)	Listing date
65766	Goldman Sachs SP (Asia)	HSI R Bear CBBC Feb 2010 Y	0.2500	22,500 per 15,000 units	22,000 per 15,000 units	2010/02/25	200,000,000	2009/08/03
65767	Goldman Sachs SP (Asia)	HSI R Bear CBBC Mar 2010 X	0.2500	22,700 per 15,000 units	22,200 per 15,000 units	2010/03/30	200,000,000	2009/08/03
65751	KBC Fin Products Int'l Ltd.	HSI R Bull CBBC Dec 2009 X	0.2500	19,600 per 12,000 units	20,200 per 12,000 units	2009/12/30	268,000,000	2009/08/03
65752	KBC Fin Products Int'l Ltd.	HSI R Bull CBBC Jan 2010 C	0.3500	19,500 per 10,000 units	20,000 per 10,000 units	2010/01/28	248,000,000	2009/08/03
65720	SGA Societe Generale Acceptance N.V	BOCom R Bull CBBC Jan10F	0.2500	7.5000	8.0000	2010/01/20	100,000,000	2009/08/03
65721	SGA Societe Generale Acceptance N.V	BOCom R Bear CBBC Jan10G	0.2500	11.7000	11.0000	2010/01/20	100,000,000	2009/08/03
65722	SGA Societe Generale Acceptance N.V.	CCB R Bull CBBC Jan10F	0.2500	5.0000	5.4000	2010/01/20	200,000,000	2009/08/03
65723	SGA Societe Generale Acceptance N.V	CLife R Bull CBBC Jan10M	0.4500	30.4000	32.0000	2010/01/20	100,000,000	2009/08/03
65724	SGA Societe Generale Acceptance N.V	CLife R Bear CBBC Jan10N	0.5600	40.4000	38.5000	2010/01/20	100,000,000	2009/08/03
65725	SGA Societe Generale Acceptance N.V	CNOOC R Bull CBBC Jan10C	0.2500	8.5000	9.2000	2010/01/13	200,000,000	2009/08/03
65737	SGA Societe Generale Acceptance N.V.	HSI R Bull CBBC Mar10D	0.2500	18,900 per 10,000 units	19,500 per 10,000 units	2010/03/30	300,000,000	2009/08/03
65738	SGA Societe Generale Acceptance N.V.	HSI R Bull CBBC Mar10E	0.2500	19,000 per 15,000 units	19,600 per 15,000 units	2010/03/30	300,000,000	2009/08/03
65739	SGA Societe Generale Acceptance N.V.	HSI R Bull CBBC Mar10F	0.2500	19,100 per 12,000 units	19,700 per 12,000 units	2010/03/30	300,000,000	2009/08/03
65741	SGA Societe Generale Acceptance N.V.	HSI R Bear CBBC Mar10G	0.2650	22,100 per 10,000 units	21,500 per 10,000 units	2010/03/30	300,000,000	2009/08/03
65742	SGA Societe Generale Acceptance N.V.	HSI R Bear CBBC Mar10H	0.2500	22,200 per 15,000 units	21,600 per 15,000 units	2010/03/30	300,000,000	2009/08/03
65743	SGA Societe Generale Acceptance N.V.	HSI R Bear CBBC Mar10I	0.2500	22,300 per 12,000 units	21,700 per 12,000 units	2010/03/30	300,000,000	2009/08/03
65726	SGA Societe Generale Acceptance N.V	PetCh R Bull CBBC Jan10H	0.2500	7.4000	8.0000	2010/01/13	150,000,000	2009/08/03
65727	SGA Societe Generale Acceptance NV	PingAn R Bull CBBC Jan10C	0.2500	49.50 per 100 units	54 per 100 units	2010/01/20	200,000,000	2009/08/03
65728	SGA Societe Generale Acceptance NV	PingAn R Bear CBBC Jan10D	0.2500	82 per 100 units	76 per 100 units	2010/01/20	200,000,000	2009/08/03
65747	UBS AG	CC Bank R Bull CBBC Feb 2010 C	0.2500	5.2800	5.8800	2010/02/22	100,000,000	2009/08/03
65753	UBS AG	CCHC R Bull CBBC Mar 2010 B	0.2500	9.3800	10.3800	2010/03/01	100,000,000	2009/08/03
65749	UBS AG	CNOOC R Bull CBBC Feb 2010 D	0.2500	9.0800	9.8800	2010/02/22	100,000,000	2009/08/03
65748	UBS AG	Sinopec Corp R Bull CBBC Feb 2010 D	0.2500	6.2800	6.8800	2010/02/08	100,000,000	2009/08/03
65755	UBS AG	A50 China R Bull CBBC Feb 2010 C	0.2500	14.5800	15.3800	2010/02/22	200,000,000	2009/08/03
65756	UBS AG	A50 China R Bear CBBC Mar 2010 A	0.4100	20.1800	19.3800	2010/03/01	200,000,000	2009/08/03
65754	UBS AG	HKEx R Bear CBBC Feb 2010 E	0.3750	181.88 per 100 units	173.88 per 100 units	2010/02/22	200,000,000	2009/08/03
65746	UBS AG	HSI R Bull CBBC Dec 2009 T	0.2500	19,700 per 12,000 units	20,200 per 12,000 units	2009/12/30	300,000,000	2009/08/03
65757	UBS AG	HSI R Bull CBBC Jan 2010 W	0.2500	19,500 per 12,000 units	20,000 per 12,000 units	2010/01/28	300,000,000	2009/08/03
65758	UBS AG	HSI R Bull CBBC Feb 2010 T	0.2500	19,200 per 10,000 units	19,700 per 10,000 units	2010/02/25	300,000,000	2009/08/03
65732	UBS AG	HSI R Bear CBBC Dec 2009 O	0.2500	21,300 per 38,000 units	20,800 per 38,000 units	2009/12/30	400,000,000	2009/08/03
65733	UBS AG	HSI R Bear CBBC Feb 2010 H	0.2500	20,500 per 12,000 units	20,000 per 12,000 units	2010/02/25	300,000,000	2009/08/03
65734	UBS AG	HSI R Bear CBBC Apr 2010 T	0.2500	22,300 per 15,000 units	21,800 per 15,000 units	2010/04/29	300,000,000	2009/08/03
65735	UBS AG	HSI R Bear CBBC Apr 2010 U	0.2500	22,800 per 15,000 units	22,300 per 15,000 units	2010/04/29	300,000,000	2009/08/03
65736	UBS AG	HSI R Bear CBBC May 2010 G	0.2500	23,300 per 15,000 units	22,800 per 15,000 units	2010/05/28	300,000,000	2009/08/03
65750	UBS AG	Petrochina R Bull CBBC Feb 2010 C	0.2500	8.0800	8.8800	2010/02/22	100,000,000	2009/08/03
64651 <sup>#</sup>	SGA Societe Generale Acceptance N.V.	CMob R Bull CBBC Jan10A	0.1740	67 per 100 units	70 per 100 units	2010/01/13	100,000,000	2009/08/03
65833	ABN AMRO Bank N.V.	A50 China R Bull CBBC Jan 2010 P	0.2500	14.8800	15.6800	2010/01/18	80,000,000	2009/08/04
65834	ABN AMRO Bank N.V.	A50 China R Bull CBBC Jan 2010 Q	0.2500	15.0800	15.8800	2010/01/18	80,000,000	2009/08/04
65837	ABN AMRO Bank N.V.	A50 China R Bear CBBC Jan 2010 R	0.3110	19.1800	18.3800	2010/01/18	80,000,000	2009/08/04
65838	ABN AMRO Bank N.V.	A50 China R Bear CBBC Jan 2010 S	0.3340	19.4000	18.6000	2010/01/18	80,000,000	2009/08/04
65835	ABN AMRO Bank N.V.	HSCEI R Bull CBBC Dec 2009 J	0.2500	11,100 per 12,000 units	11,700 per 12,000 units	2009/12/30	100,000,000	2009/08/04
65839	ABN AMRO Bank N.V.	HSCEI R Bear CBBC Dec 2009 K	0.2500	14,200 per 12,000 units	13,600 per 12,000 units	2009/12/30	100,000,000	2009/08/04
65836	ABN AMRO Bank N.V.	HSI R Bull CBBC Dec 2009 R	0.2500	19,600 per 13,000 units	20,200 per 13,000 units	2009/12/30	250,000,000	2009/08/04

## Newly listed callable bull/bear contracts (continued)

Code	Issuer	Name of issue	Issue prices (HK\$)	Strike price (HKD) / Strike level per 10 units	Call price (HKD) / Call level per 10 units	Expiry date	No. of issue (units)	Listing date
65850	BNP Paribas Arbit Issu B.V.	HSI R Bull CBBC Feb 2010 C	0.2500	19,200 per 16,000 units	20,000 per 16,000 units	2010/02/25	300,000,000	2009/08/04
65851	BNP Paribas Arbit Issu B.V.	HSI R Bull CBBC Feb 2010 D	0.2500	19,400 per 16,000 units	20,200 per 16,000 units	2010/02/25	300,000,000	2009/08/04
65852	BNP Paribas Arbit Issu B.V.	HSI R Bear CBBC Mar 2010 N	0.2500	24,000 per 20,000 units	23,000 per 20,000 units	2010/03/30	300,000,000	2009/08/04
65799	Deutsche Bank AG	HSI R Bull CBBC Jan 2010 E	0.2500	19,800 per 12,000 units	20,300 per 12,000 units	2010/01/28	300,000,000	2009/08/04
65840	Deutsche Bank AG	HSI R Bull CBBC Jan 2010 I	0.2500	20,100 per 12,000 units	20,600 per 12,000 units	2010/01/28	300,000,000	2009/08/04
65841	Deutsche Bank AG	HSI R Bear CBBC Mar 2010 S	0.3200	23,100 per 15,000 units	22,400 per 15,000 units	2010/03/30	300,000,000	2009/08/04
65842	Deutsche Bank AG	HSI R Bear CBBC Mar 2010 T	0.4000	23,400 per 12,000 units	22,900 per 12,000 units	2010/03/30	300,000,000	2009/08/04
65843	Deutsche Bank AG	HSI R Bear CBBC Apr 2010 O	0.2700	23,200 per 40,000 units	22,200 per 40,000 units	2010/04/29	300,000,000	2009/08/04
65816	Goldman Sachs SP (Asia)	HSI R Bull CBBC Feb 2010 W	0.2500	19,900 per 12,000 units	20,400 per 12,000 units	2010/02/25	200,000,000	2009/08/04
65817	Goldman Sachs SP (Asia)	HSI R Bull CBBC Mar 2010 Z	0.2500	19,700 per 12,000 units	20,200 per 12,000 units	2010/03/30	200,000,000	2009/08/04
65818	Goldman Sachs SP (Asia)	HSI R Bull CBBC Apr 2010 C	0.2500	19,000 per 35,000 units	19,500 per 35,000 units	2010/04/29	200,000,000	2009/08/04
65812	Goldman Sachs SP (Asia)	HSI R Bear CBBC Feb 2010 P	0.2500	22,900 per 15,000 units	22,400 per 15,000 units	2010/02/25	200,000,000	2009/08/04
65813	Goldman Sachs SP (Asia)	HSI R Bear CBBC Mar 2010 Y	0.2500	23,100 per 15,000 units	22,600 per 15,000 units	2010/03/30	200,000,000	2009/08/04
65814	Goldman Sachs SP (Asia)	HSI R Bear CBBC Apr 2010 A	0.2500	23,300 per 35,000 units	22,800 per 35,000 units	2010/04/29	200,000,000	2009/08/04
65815	Goldman Sachs SP (Asia)	HSI R Bear CBBC Apr 2010 B	0.2500	24,000 per 50,000 units	23,000 per 50,000 units	2010/04/29	200,000,000	2009/08/04
65795	HK Bank	A50 R Bull CBBC Mar 2010 B	0.2900	13.2800	13.8800	2010/03/18	120,000,000	2009/08/04
65796	HK Bank	A50 R Bull CBBC Mar 2010 C	0.2500	13.9800	14.6800	2010/03/18	120,000,000	2009/08/04
65791	HK Bank	A50 R Bear CBBC Mar 2010 A	0.3200	19.0800	18.3800	2010/03/18	80,000,000	2009/08/04
65792	HK Bank	HSI R Bull CBBC Jun 2010 A	0.2500	17,500 per 28,000 units	18,300 per 28,000 units	2010/06/29	280,000,000	2009/08/04
65793	HK Bank	HSI R Bull CBBC Jun 2010 B	0.2500	18,000 per 22,000 units	18,800 per 22,000 units	2010/06/29	280,000,000	2009/08/04
65845	KBC Fin Products Int'l Ltd.	HKEX R Bull CBBC Dec 2009 E	0.2600	122.88 per 100 units	130.88 per 100 units	2009/12/01	188,000,000	2009/08/04
65846	KBC Fin Products Int'l Ltd.	HKEX R Bear CBBC Feb 2010 A	0.3200	170.88 per 100 units	162.88 per 100 units	2010/02/01	188,000,000	2009/08/04
65847	KBC Fin Products Int'l Ltd.	HKEX R Bear CBBC Mar 2010 A	0.4200	179.88 per 100 units	171.88 per 100 units	2010/03/01	188,000,000	2009/08/04
65848	KBC Fin Products Int'l Ltd.	HSI R Bull CBBC Dec 2009 W	0.2500	20,100 per 15,000 units	20,600 per 15,000 units	2009/12/30	308,000,000	2009/08/04
65849	KBC Fin Products Int'l Ltd.	HSI R Bull CBBC Jan 2010 E	0.2500	19,900 per 10,000 units	20,400 per 10,000 units	2010/01/28	208,000,000	2009/08/04
65794	KBC Fin Products Int'l Ltd.	HSI R Bear CBBC Feb 2010 P	0.2500	21,000 per 15,000 units	20,400 per 15,000 units	2010/02/25	308,000,000	2009/08/04
65798	KBC Fin Products Int'l Ltd.	HSI R Bear CBBC Feb 2010 Q	0.2500	21,100 per 10,000 units	20,600 per 10,000 units	2010/02/25	208,000,000	2009/08/04
65844	KBC Fin Products Int'l Ltd.	SHK Ppt R Bear CBBC Feb 2010 D	0.3700	144.88 per 100 units	136.88 per 100 units	2010/02/01	188,000,000	2009/08/04
65781	CC Rabobank B.A.	HSI R Bull CBBC Feb 2010 J	0.2500	17,900 per 15,000 units	18,400 per 15,000 units	2010/02/25	180,000,000	2009/08/04
65782	CC Rabobank B.A.	HSI R Bull CBBC Feb 2010 K	0.2500	18,100 per 15,000 units	18,600 per 15,000 units	2010/02/25	180,000,000	2009/08/04
65783	CC Rabobank B.A.	HSI R Bull CBBC Feb 2010 L	0.2500	18,300 per 15,000 units	18,800 per 15,000 units	2010/02/25	180,000,000	2009/08/04
65785	CC Rabobank B.A.	HSI R Bull CBBC Feb 2010 O	0.2500	18,900 per 15,000 units	19,400 per 15,000 units	2010/02/25	180,000,000	2009/08/04
65784	CC Rabobank B.A.	HSI R Bull CBBC Feb 2010 P	0.2500	18,500 per 15,000 units	19,000 per 15,000 units	2010/02/25	180,000,000	2009/08/04
65788	CC Rabobank B.A.	HSI R Bear CBBC Feb 2010 Q	0.2500	21,900 per 15,000 units	21,400 per 15,000 units	2010/02/25	180,000,000	2009/08/04
65789	CC Rabobank B.A.	HSI R Bear CBBC Feb 2010 R	0.2500	22,300 per 15,000 units	21,800 per 15,000 units	2010/02/25	180,000,000	2009/08/04
65790	CC Rabobank B.A.	HSI R Bear CBBC Feb 2010 S	0.2500	22,700 per 22,000 units	22,200 per 22,000 units	2010/02/25	180,000,000	2009/08/04
65786	CC Rabobank B.A.	HSI R Bear CBBC Mar 2010 U	0.2500	23,100 per 15,000 units	22,600 per 15,000 units	2010/03/30	180,000,000	2009/08/04
65787	CC Rabobank B.A.	HSI R Bear CBBC Mar 2010 V	0.2500	23,500 per 15,000 units	23,000 per 15,000 units	2010/03/30	180,000,000	2009/08/04
65802	UBS AG	CHALCO R Bull CBBC Feb 2010 C	0.2500	7.3800	8.3800	2010/02/22	100,000,000	2009/08/04
65806	UBS AG	CHALCO R Bear CBBC Feb 2010 D	0.2500	11.3800	10.3800	2010/02/22	100,000,000	2009/08/04
65807	UBS AG	CHALCO R Bear CBBC Feb 2010 E	0.3150	12.3800	11.3800	2010/02/22	100,000,000	2009/08/04
65821	UBS AG	China Mobile R Bull CBBC Feb 2010 B	0.2500	74.88 per 100 units	80.88 per 100 units	2010/02/22	200,000,000	2009/08/04
65803	UBS AG	CCHC R Bull CBBC Mar 2010 C	0.2500	10.3800	11.3800	2010/03/01	100,000,000	2009/08/04



## Newly listed callable bull/bear contracts (continued)

Code	Issuer	Name of issue	Issue prices (HK\$)	Strike price (HKD) / Strike level per 10 units	Call price (HKD) / Call level per 10 units	Expiry date	No. of issue (units)	Listing date
65808	UBS AG	CCHC R Bear CBBC Mar 2010 D	0.3200	14.8800	13.8800	2010/03/01	100,000,000	2009/08/04
65809	UBS AG	CCHC R Bear CBBC Mar 2010 E	0.4200	15.8800	14.8800	2010/03/01	100,000,000	2009/08/04
65820	UBS AG	China Life R Bull CBBC Feb 2010 D	0.2500	33.8800	34.8800	2010/02/22	200,000,000	2009/08/04
65824	UBS AG	China Life R Bear CBBC Mar 2010 A	0.8700	43.8800	42.8800	2010/03/01	200,000,000	2009/08/04
65819	UBS AG	CNOOC R Bull CBBC Feb 2010 E	0.2500	9.5800	10.3800	2010/02/22	100,000,000	2009/08/04
65823	UBS AG	A50 China R Bull CBBC Feb 2010 D	0.2500	15.0800	15.8800	2010/02/22	200,000,000	2009/08/04
65822	UBS AG	HKEx R Bull CBBC Feb 2010 G	0.2500	135.88 per 100 units	143.88 per 100 units	2010/02/22	200,000,000	2009/08/04
65801	UBS AG	HKEx R Bear CBBC Feb 2010 F	0.4250	186.88 per 100 units	178.88 per 100 units	2010/02/22	200,000,000	2009/08/04
65826	UBS AG	HSI R Bull CBBC Feb 2010 G	0.2500	20,100 per 12,000 units	20,600 per 12,000 units	2010/02/25	300,000,000	2009/08/04
65828	UBS AG	HSI R Bull CBBC Mar 2010 B	0.2500	19,800 per 10,000 units	20,300 per 10,000 units	2010/03/30	300,000,000	2009/08/04
65827	UBS AG	HSI R Bull CBBC Mar 2010 K	0.2500	19,600 per 10,000 units	20,100 per 10,000 units	2010/03/30	300,000,000	2009/08/04
65829	UBS AG	HSI R Bull CBBC Apr 2010 V	0.2500	18,700 per 20,000 units	19,200 per 20,000 units	2010/04/29	300,000,000	2009/08/04
65830	UBS AG	HSI R Bull CBBC Apr 2010 W	0.2500	19,200 per 20,000 units	19,700 per 20,000 units	2010/04/29	300,000,000	2009/08/04
65831	UBS AG	HSI R Bull CBBC May 2010 H	0.2500	18,800 per 38,000 units	19,300 per 38,000 units	2010/05/28	400,000,000	2009/08/04
65832	UBS AG	HSI R Bull CBBC May 2010 I	0.2500	19,300 per 38,000 units	19,800 per 38,000 units	2010/05/28	400,000,000	2009/08/04
65797	UBS AG	HSI R Bear CBBC Dec 2009 Q	0.2500	20,800 per 10,000 units	20,300 per 10,000 units	2009/12/30	300,000,000	2009/08/04
65800	UBS AG	HSI R Bear CBBC Mar 2010 L	0.2500	21,100 per 12,000 units	20,600 per 12,000 units	2010/03/30	300,000,000	2009/08/04
65804	UBS AG	Jiangxi Copper R Bull CBBC Mar 2010 C	0.3250	14.3800	15.8800	2010/03/01	100,000,000	2009/08/04
65805	UBS AG	Jiangxi Copper R Bull CBBC Mar 2010 D	0.2500	15.3800	16.8800	2010/03/01	100,000,000	2009/08/04
65810	UBS AG	Jiangxi Copper R Bear CBBC Mar 2010 E	0.3800	21.3800	19.8800	2010/03/01	100,000,000	2009/08/04
65811	UBS AG	Jiangxi Copper R Bear CBBC Mar 2010 F	0.4800	22.3800	20.8800	2010/03/01	100,000,000	2009/08/04
65885	ABN AMRO Bank N.V.	A50 China R Bear CBBC Jan 2010 T	0.2500	17.0200	16.2200	2010/01/18	80,000,000	2009/08/05
65886	ABN AMRO Bank N.V.	HSI R Bear CBBC Dec 2009 J	0.2500	21,000 per 13,000 units	20,400 per 13,000 units	2009/12/30	250,000,000	2009/08/05
65891	Deutsche Bank AG	A50 China R Bear CBBC Jan 2010 G	0.2500	16.9800	16.1800	2010/01/12	150,000,000	2009/08/05
65876	Deutsche Bank AG	HSI R Bear CBBC Feb 2010 G	0.2700	21,000 per 12,000 units	20,500 per 12,000 units	2010/02/25	300,000,000	2009/08/05
65877	Deutsche Bank AG	HSI R Bear CBBC Feb 2010 L	0.2500	21,100 per 15,000 units	20,400 per 15,000 units	2010/02/25	300,000,000	2009/08/05
65887	Deutsche Bank AG	HSI R Bear CBBC Feb 2010 Q	0.2500	20,900 per 15,000 units	20,200 per 15,000 units	2010/02/25	300,000,000	2009/08/05
65889	Goldman Sachs SP (Asia)	HSI R Bear CBBC Mar 2010 A	0.2500	20,900 per 12,000 units	20,400 per 12,000 units	2010/03/30	200,000,000	2009/08/05
65890	Goldman Sachs SP (Asia)	HSI R Bear CBBC Mar 2010 B	0.2500	21,100 per 12,000 units	20,600 per 12,000 units	2010/03/30	200,000,000	2009/08/05
65881	KBC Fin Products Int'l Ltd.	Ch Life R Bear CBBC Dec 2009 D	0.3400	36.5800	35.1800	2009/12/10	168,000,000	2009/08/05
65882	KBC Fin Products Int'l Ltd.	HSI R Bear CBBC Jan 2010 J	0.2500	20,700 per 12,000 units	20,200 per 12,000 units	2010/01/28	248,000,000	2009/08/05
65863	Macquarie Bank Ltd.	HSI R Bull CBBC Jan 2010 D	0.2500	19,200 per 13,000 units	19,800 per 13,000 units	2010/01/28	300,000,000	2009/08/05
65862	Macquarie Bank Ltd.	HSI R Bear CBBC Dec 2009 J	0.2510	24,000 per 18,000 units	23,500 per 18,000 units	2009/12/30	300,000,000	2009/08/05
65868	SGA Societe Generale Acceptance N.V.	CMob R Bull CBBC Jan10F	0.2500	70 per 100 units	74 per 100 units	2010/01/13	300,000,000	2009/08/05
65866	SGA Societe Generale Acceptance N.V.	CCHC R Bull CBBC Jan10F	0.3200	8.5000	9.5000	2010/01/13	100,000,000	2009/08/05
65867	SGA Societe Generale Acceptance N.V.	CCHC R Bear CBBC Jan10G	0.3900	15.4000	14.0000	2010/01/13	100,000,000	2009/08/05
65864	SGA Societe Generale Acceptance N.V.	CCoal R Bull CBBC Jan10E	0.3300	8.1000	9.0000	2010/01/13	100,000,000	2009/08/05
65865	SGA Societe Generale Acceptance N.V.	CCoal R Bear CBBC Jan10F	0.3800	15.0000	13.6000	2010/01/13	100,000,000	2009/08/05
65869	SGA Societe Generale Acceptance N.V.	A50 R Bull CBBC Jan10R	0.2600	13.7000	14.5000	2010/01/20	150,000,000	2009/08/05
65870	SGA Societe Generale Acceptance N.V.	A50 R Bull CBBC Jan10S	0.2500	14.2000	15.0000	2010/01/20	150,000,000	2009/08/05
65871	SGA Societe Generale Acceptance N.V.	A50 R Bear CBBC Jan10T	0.2800	18.9000	18.0000	2010/01/20	150,000,000	2009/08/05
65853	SGA Societe Generale Acceptance N.V.	HSI R Bull CBBC Mar10J	0.2500	19,200 per 10,000 units	19,800 per 10,000 units	2010/03/30	300,000,000	2009/08/05
65854	SGA Societe Generale Acceptance N.V.	HSI R Bull CBBC Mar10K	0.2500	19,300 per 15,000 units	19,900 per 15,000 units	2010/03/30	300,000,000	2009/08/05

## Newly listed callable bull/bear contracts (continued)

Code	Issuer	Name of issue	Issue prices (HK\$)	Strike price (HKD) / Strike level per 10 units	Call price (HKD) / Call level per 10 units	Expiry date	No. of issue (units)	Listing date
65855	SGA Societe Generale Acceptance N.V.	HSI R Bull CBBC Mar10L	0.2500	19,400 per 12,000 units	20,000 per 12,000 units	2010/03/30	300,000,000	2009/08/05
65856	SGA Societe Generale Acceptance N.V.	HSI R Bull CBBC Mar10M	0.2500	19,500 per 10,000 units	20,100 per 10,000 units	2010/03/30	300,000,000	2009/08/05
65857	SGA Societe Generale Acceptance N.V.	HSI R Bull CBBC Mar10N	0.2500	19,600 per 15,000 units	20,200 per 15,000 units	2010/03/30	300,000,000	2009/08/05
65858	SGA Societe Generale Acceptance N.V.	HSI R Bull CBBC Mar10O	0.2500	19,700 per 12,000 units	20,300 per 12,000 units	2010/03/30	300,000,000	2009/08/05
65859	SGA Societe Generale Acceptance N.V.	HSI R Bear CBBC Mar10P	0.2650	22,500 per 10,000 units	21,900 per 10,000 units	2010/03/30	300,000,000	2009/08/05
65860	SGA Societe Generale Acceptance N.V.	HSI R Bear CBBC Mar10Q	0.2500	22,600 per 15,000 units	22,000 per 15,000 units	2010/03/30	300,000,000	2009/08/05
65861	SGA Societe Generale Acceptance N.V.	HSI R Bear CBBC Mar10R	0.2500	22,700 per 12,000 units	22,100 per 12,000 units	2010/03/30	300,000,000	2009/08/05
65878	SGA Societe Generale Acceptance N.V.	HSI R Bear CBBC Mar10S	0.3550	22,800 per 10,000 units	22,200 per 10,000 units	2010/03/30	300,000,000	2009/08/05
65879	SGA Societe Generale Acceptance N.V.	HSI R Bear CBBC Mar10T	0.2500	22,900 per 15,000 units	22,300 per 15,000 units	2010/03/30	300,000,000	2009/08/05
65880	SGA Societe Generale Acceptance N.V.	HSI R Bear CBBC Mar10U	0.3200	23,000 per 12,000 units	22,400 per 12,000 units	2010/03/30	300,000,000	2009/08/05
65872	SGA Societe Generale Acceptance NV	JiangC R Bull CBBC Jan10C	0.4200	13.7000	14.9000	2010/01/20	50,000,000	2009/08/05
65873	SGA Societe Generale Acceptance NV	JiangC R Bear CBBC Jan10D	0.5000	22.7000	21.0000	2010/01/20	50,000,000	2009/08/05
65874	UBS AG	HSCEI R Bull CBBC Feb 2010 I	0.2500	11,000 per 12,000 units	11,800 per 12,000 units	2010/02/25	100,000,000	2009/08/05
65875	UBS AG	HSI R Bull CBBC Feb 2010 O	0.2500	20,000 per 10,000 units	20,500 per 10,000 units	2010/02/25	300,000,000	2009/08/05
65883	UBS AG	HSI R Bear CBBC Feb 2010 X	0.2500	20,700 per 12,000 units	20,200 per 12,000 units	2010/02/25	300,000,000	2009/08/05
65884	UBS AG	HSI R Bear CBBC Mar 2010 R	0.2500	21,000 per 10,000 units	20,500 per 10,000 units	2010/03/30	300,000,000	2009/08/05
65888	UBS AG	HSI R Bear CBBC May 2010 J	0.2500	21,800 per 38,000 units	21,300 per 38,000 units	2010/05/28	400,000,000	2009/08/05
65895	Deutsche Bank AG	China Mobile R Bull CBBC Jan 2010 A	0.2600	69.68 per 100 units	75.68 per 100 units	2010/01/19	150,000,000	2009/08/06
65899	Deutsche Bank AG	China Mobile R Bear CBBC Jan 2010 B	0.3200	101.68 per 100 units	95.68 per 100 units	2010/01/19	150,000,000	2009/08/06
65901	Deutsche Bank AG	China Life R Bull CBBC Jan 2010 F	0.5300	29.1800	30.1800	2010/01/19	150,000,000	2009/08/06
65896	Deutsche Bank AG	HSI R Bull CBBC Apr 2010 P	0.2500	17,400 per 40,000 units	18,000 per 40,000 units	2010/04/29	300,000,000	2009/08/06
65897	Deutsche Bank AG	HSI R Bear CBBC Jan 2010 O	0.2600	20,600 per 12,000 units	20,100 per 12,000 units	2010/01/28	300,000,000	2009/08/06
65898	Deutsche Bank AG	HSI R Bear CBBC Jan 2010 Q	0.2900	21,300 per 15,000 units	20,600 per 15,000 units	2010/01/28	300,000,000	2009/08/06
65892	Merrill Lynch Int'l & Co. C.V.	HSI R Bull CBBC Feb 2010 F	0.2500	17,500 per 15,000 units	18,100 per 15,000 units	2010/02/25	300,000,000	2009/08/06
65893	Merrill Lynch Int'l & Co. C.V.	HSI R Bull CBBC Feb 2010 G	0.2500	18,000 per 15,000 units	18,600 per 15,000 units	2010/02/25	300,000,000	2009/08/06
65894	Merrill Lynch Int'l & Co. C.V.	HSI R Bull CBBC Feb 2010 H	0.2500	18,500 per 15,000 units	19,100 per 15,000 units	2010/02/25	300,000,000	2009/08/06
65900	UBS AG	HSI R Bear CBBC Feb 2010 Y	0.2500	20,600 per 10,000 units	20,100 per 10,000 units	2010/02/25	300,000,000	2009/08/06
64130 <sup>†</sup>	SGA Societe Generale Acceptance N.V.	CMob R Bull CBBC Dec09D	0.1990	63 per 100 units	66 per 100 units	2009/12/23	100,000,000	2009/08/06
65952	ABN AMRO Bank N.V.	HSI R Bull CBBC Jan 2010 K	0.2500	18,700 per 10,000 units	19,200 per 10,000 units	2010/01/28	250,000,000	2009/08/07
65953	ABN AMRO Bank N.V.	HSI R Bull CBBC Jan 2010 L	0.2500	19,000 per 10,000 units	19,500 per 10,000 units	2010/01/28	250,000,000	2009/08/07
65957	ABN AMRO Bank N.V.	HSI R Bear CBBC Jan 2010 M	0.2500	21,900 per 10,000 units	21,400 per 10,000 units	2010/01/28	250,000,000	2009/08/07
65958	ABN AMRO Bank N.V.	HSI R Bear CBBC Jan 2010 N	0.2500	22,300 per 10,000 units	21,800 per 10,000 units	2010/01/28	250,000,000	2009/08/07
65922	Credit Suisse	HSI R Bull CBBC Dec 2009 A	0.5000	16,500 per 10,000 units	17,000 per 10,000 units	2009/12/30	200,000,000	2009/08/07
65923	Credit Suisse	HSI R Bull CBBC Dec 2009 B	0.4000	17,000 per 10,000 units	17,500 per 10,000 units	2009/12/30	200,000,000	2009/08/07
65924	Credit Suisse	HSI R Bull CBBC Dec 2009 C	0.3500	17,500 per 10,000 units	18,000 per 10,000 units	2009/12/30	200,000,000	2009/08/07
65925	Credit Suisse	HSI R Bull CBBC Dec 2009 D	0.3000	18,000 per 10,000 units	18,500 per 10,000 units	2009/12/30	200,000,000	2009/08/07
65926	Credit Suisse	HSI R Bull CBBC Dec 2009 E	0.2500	18,500 per 10,000 units	19,000 per 10,000 units	2009/12/30	200,000,000	2009/08/07
65927	Credit Suisse	HSI R Bull CBBC Dec 2009 F	0.2500	19,000 per 10,000 units	19,500 per 10,000 units	2009/12/30	200,000,000	2009/08/07
65928	Credit Suisse	HSI R Bull CBBC Dec 2009 G	0.2500	19,200 per 38,000 units	19,800 per 38,000 units	2009/12/30	200,000,000	2009/08/07
65929	Credit Suisse	HSI R Bull CBBC Dec 2009 H	0.2500	19,500 per 10,000 units	20,000 per 10,000 units	2009/12/30	200,000,000	2009/08/07
65930	Credit Suisse	HSI R Bear CBBC Dec 2009 I	0.2500	21,500 per 10,000 units	21,000 per 10,000 units	2009/12/30	200,000,000	2009/08/07
65931	Credit Suisse	HSI R Bear CBBC Dec 2009 J	0.2500	22,000 per 10,000 units	21,500 per 10,000 units	2009/12/30	200,000,000	2009/08/07
65932	Credit Suisse	HSI R Bear CBBC Dec 2009 K	0.2500	22,500 per 10,000 units	22,000 per 10,000 units	2009/12/30	200,000,000	2009/08/07

## Newly listed callable bull/bear contracts (continued)

Code	Issuer	Name of issue	Issue prices (HK\$)	Strike price (HKD) / Strike level per 10 units	Call price (HKD) / Call level per 10 units	Expiry date	No. of issue (units)	Listing date
65933	Credit Suisse	HSI R Bear CBBC Dec 2009 L	0.2500	23,000 per 10,000 units	22,500 per 10,000 units	2009/12/30	200,000,000	2009/08/07
65934	Credit Suisse	HSI R Bear CBBC Dec 2009 M	0.2500	23,400 per 38,000 units	22,800 per 38,000 units	2009/12/30	200,000,000	2009/08/07
65935	Credit Suisse	HSI R Bear CBBC Dec 2009 N	0.3000	23,500 per 10,000 units	23,000 per 10,000 units	2009/12/30	200,000,000	2009/08/07
65936	Credit Suisse	HSI R Bear CBBC Dec 2009 O	0.3500	24,000 per 10,000 units	23,500 per 10,000 units	2009/12/30	200,000,000	2009/08/07
65921	Deutsche Bank AG	HKEx R Bear CBBC Jan 2010 D	0.3500	177.18 per 100 units	170.18 per 100 units	2010/01/19	150,000,000	2009/08/07
65920	Deutsche Bank AG	HSI R Bull CBBC Feb 2010 W	0.2500	20,000 per 12,000 units	20,500 per 12,000 units	2010/02/25	300,000,000	2009/08/07
65951	Deutsche Bank AG	HSI R Bear CBBC Dec 2009 Y	0.2500	21,200 per 12,000 units	20,700 per 12,000 units	2009/12/30	300,000,000	2009/08/07
65917	KBC Fin Products Int'l Ltd.	HSI R Bear CBBC Mar 2010 L	0.2500	21,200 per 12,000 units	20,700 per 12,000 units	2010/03/30	248,000,000	2009/08/07
65904	SGA Societe Generale Acceptance N.V.	BOCL R Bull CBBC Jan10E	0.2500	3.1000	3.3000	2010/01/20	200,000,000	2009/08/07
65902	SGA Societe Generale Acceptance N.V.	CMB R Bull CBBC Feb 10C	0.3800	14.4000	15.5000	2010/02/10	100,000,000	2009/08/07
65906	SGA Societe Generale Acceptance N.V.	CMB R Bear CBBC Feb 10D	0.5600	23.6000	22.0000	2010/02/10	100,000,000	2009/08/07
65903	SGA Societe Generale Acceptance N.V.	CShen R Bull CBBC Jan10D	0.8500	24.3000	26.5000	2010/01/20	50,000,000	2009/08/07
65907	SGA Societe Generale Acceptance N.V.	CShen R Bear CBBC Jan10E	1.0600	43.2000	40.0000	2010/01/20	50,000,000	2009/08/07
65908	SGA Societe Generale Acceptance N.V.	HSI R Bear CBBC Mar10V	0.2500	20,900 per 10,000 units	20,300 per 10,000 units	2010/03/30	300,000,000	2009/08/07
65909	SGA Societe Generale Acceptance N.V.	HSI R Bear CBBC Mar10W	0.2500	21,000 per 12,000 units	20,400 per 12,000 units	2010/03/30	300,000,000	2009/08/07
65910	SGA Societe Generale Acceptance N.V.	HSI R Bear CBBC Mar10X	0.2500	21,100 per 15,000 units	20,500 per 15,000 units	2010/03/30	300,000,000	2009/08/07
65911	SGA Societe Generale Acceptance N.V.	HSI R Bear CBBC Mar10Y	0.2500	21,200 per 10,000 units	20,600 per 10,000 units	2010/03/30	300,000,000	2009/08/07
65912	SGA Societe Generale Acceptance N.V.	HSI R Bear CBBC Mar10Z	0.4000	23,100 per 10,000 units	22,500 per 10,000 units	2010/03/30	300,000,000	2009/08/07
65905	SGA Societe Generale Acceptance N.V.	SHK P R Bull CBBC Jan10D	0.2500	90 per 100 units	96 per 100 units	2010/01/20	100,000,000	2009/08/07
65938	UBS AG	BankComm R Bull CBBC Jan 2010 B	0.2500	8.2800	8.8800	2010/01/11	100,000,000	2009/08/07
65944	UBS AG	BankComm R Bear CBBC Jan 2010 C	0.2500	11.9800	11.3800	2010/01/11	100,000,000	2009/08/07
65940	UBS AG	China Coal R Bull CBBC Jan 2010 A	0.2500	8.8800	9.8800	2010/01/04	100,000,000	2009/08/07
65946	UBS AG	China Coal R Bear CBBC Jan 2010 B	0.2500	13.3800	12.3800	2010/01/04	100,000,000	2009/08/07
65947	UBS AG	China Coal R Bear CBBC Jan 2010 C	0.3500	14.3800	13.3800	2010/01/04	100,000,000	2009/08/07
65939	UBS AG	Cheung Kong R Bull CBBC Feb 2010 I	0.2500	85.88 per 100 units	93.88 per 100 units	2010/02/22	100,000,000	2009/08/07
65945	UBS AG	Cheung Kong R Bear CBBC Feb 2010 J	0.3150	131.88 per 100 units	123.88 per 100 units	2010/02/22	100,000,000	2009/08/07
65949	UBS AG	HKEx R Bear CBBC Feb 2010 H	0.4550	191.88 per 100 units	183.88 per 100 units	2010/02/22	200,000,000	2009/08/07
65941	UBS AG	HSBC R Bull CBBC Apr 2010 B	0.2500	67.88 per 100 units	73.88 per 100 units	2010/04/12	100,000,000	2009/08/07
65948	UBS AG	HSBC R Bear CBBC Apr 2010 C	0.2850	104.88 per 100 units	98.88 per 100 units	2010/04/12	100,000,000	2009/08/07
65913	UBS AG	HSCEI R Bull CBBC Feb 2010 J	0.2500	10,500 per 20,000 units	11,000 per 20,000 units	2010/02/25	100,000,000	2009/08/07
65914	UBS AG	HSCEI R Bull CBBC Feb 2010 K	0.2500	11,000 per 20,000 units	11,500 per 20,000 units	2010/02/25	100,000,000	2009/08/07
65918	UBS AG	HSCEI R Bear CBBC Feb 2010 L	0.2500	13,800 per 20,000 units	13,300 per 20,000 units	2010/02/25	100,000,000	2009/08/07
65919	UBS AG	HSCEI R Bear CBBC Feb 2010 M	0.2500	14,300 per 20,000 units	13,800 per 20,000 units	2010/02/25	100,000,000	2009/08/07
65937	UBS AG	HSI R Bull CBBC Feb 2010 R	0.2500	19,900 per 12,000 units	20,400 per 12,000 units	2010/02/25	300,000,000	2009/08/07
65915	UBS AG	HSI R Bear CBBC Jan 2010 Y	0.2500	20,900 per 12,000 units	20,400 per 12,000 units	2010/01/28	300,000,000	2009/08/07
65916	UBS AG	HSI R Bear CBBC Feb 2010 N	0.2500	22,300 per 12,000 units	21,800 per 12,000 units	2010/02/25	300,000,000	2009/08/07
65943	UBS AG	HSI R Bear CBBC Feb 2010 Z	0.2500	21,200 per 10,000 units	20,700 per 10,000 units	2010/02/25	300,000,000	2009/08/07
65942	UBS AG	SHK Ppt R Bull CBBC Feb 2010 M	0.2500	100.88 per 100 units	108.88 per 100 units	2010/02/22	100,000,000	2009/08/07
65950	UBS AG	SHK Ppt R Bear CBBC Feb 2010 N	0.3900	156.88 per 100 units	148.88 per 100 units	2010/02/22	100,000,000	2009/08/07
65978	ABN AMRO Bank N.V.	A50 China R Bull CBBC Jan 2010 U	0.2500	15.2400	16.0400	2010/01/18	80,000,000	2009/08/10
65979	ABN AMRO Bank N.V.	HSI R Bull CBBC Jan 2010 Q	0.2500	19,900 per 13,000 units	20,500 per 13,000 units	2010/01/28	250,000,000	2009/08/10
65980	ABN AMRO Bank N.V.	HSI R Bear CBBC Jan 2010 O	0.2500	23,600 per 13,000 units	23,000 per 13,000 units	2010/01/28	250,000,000	2009/08/10
65981	ABN AMRO Bank N.V.	HSI R Bear CBBC Jan 2010 P	0.2500	24,000 per 13,000 units	23,400 per 13,000 units	2010/01/28	250,000,000	2009/08/10

## Newly listed callable bull/bear contracts (continued)

Code	Issuer	Name of issue	Issue prices (HK\$)	Strike price (HKD) / Strike level per 10 units	Call price (HKD) / Call level per 10 units	Expiry date	No. of issue (units)	Listing date
66020	Credit Suisse	China Mobile R Bull CBBC Jan 2010 A	0.2500	63 per 100 units	68 per 100 units	2010/01/11	200,000,000	2009/08/10
66021	Credit Suisse	China Mobile R Bull CBBC Jan 2010 B	0.2500	68 per 100 units	73 per 100 units	2010/01/11	200,000,000	2009/08/10
66022	Credit Suisse	China Mobile R Bull CBBC Jan 2010 C	0.2500	73 per 100 units	78 per 100 units	2010/01/11	200,000,000	2009/08/10
66023	Credit Suisse	China Mobile R Bear CBBC Jan 2010 D	0.2500	93 per 100 units	88 per 100 units	2010/01/11	200,000,000	2009/08/10
66024	Credit Suisse	China Mobile R Bear CBBC Jan 2010 E	0.2500	98 per 100 units	93 per 100 units	2010/01/11	200,000,000	2009/08/10
66025	Credit Suisse	China Mobile R Bear CBBC Jan 2010 F	0.2500	103 per 100 units	98 per 100 units	2010/01/11	200,000,000	2009/08/10
66014	Credit Suisse	A50 China R Bull CBBC Jan 2010 A	0.2500	14.3000	14.8000	2010/01/11	200,000,000	2009/08/10
66015	Credit Suisse	A50 China R Bull CBBC Jan 2010 B	0.2500	14.8000	15.3000	2010/01/11	200,000,000	2009/08/10
66016	Credit Suisse	A50 China R Bull CBBC Jan 2010 C	0.2500	15.2000	15.8000	2010/01/11	200,000,000	2009/08/10
66017	Credit Suisse	A50 China R Bear CBBC Jan 2010 D	0.2500	17.4000	16.8000	2010/01/11	200,000,000	2009/08/10
66018	Credit Suisse	A50 China R Bear CBBC Jan 2010 E	0.2500	17.9000	17.3000	2010/01/11	200,000,000	2009/08/10
66019	Credit Suisse	A50 China R Bear CBBC Jan 2010 F	0.2500	18.4000	17.8000	2010/01/11	200,000,000	2009/08/10
66026	Credit Suisse	HKEx R Bull CBBC Jan 2010 A	0.2500	122 per 100 units	128 per 100 units	2010/01/11	200,000,000	2009/08/10
66027	Credit Suisse	HKEx R Bull CBBC Jan 2010 B	0.2500	127 per 100 units	133 per 100 units	2010/01/11	200,000,000	2009/08/10
66028	Credit Suisse	HKEx R Bull CBBC Jan 2010 C	0.2500	132 per 100 units	138 per 100 units	2010/01/11	200,000,000	2009/08/10
66029	Credit Suisse	HKEx R Bull CBBC Jan 2010 D	0.2500	137 per 100 units	143 per 100 units	2010/01/11	200,000,000	2009/08/10
66030	Credit Suisse	HKEx R Bear CBBC Jan 2010 E	0.2500	154 per 100 units	148 per 100 units	2010/01/11	200,000,000	2009/08/10
66031	Credit Suisse	HKEx R Bear CBBC Jan 2010 F	0.2500	159 per 100 units	153 per 100 units	2010/01/11	200,000,000	2009/08/10
66032	Credit Suisse	HKEx R Bear CBBC Jan 2010 G	0.2500	165 per 100 units	158 per 100 units	2010/01/11	200,000,000	2009/08/10
66033	Credit Suisse	HKEx R Bear CBBC Jan 2010 H	0.2500	169 per 100 units	163 per 100 units	2010/01/11	200,000,000	2009/08/10
66007	Credit Suisse	HSBC R Bull CBBC Jan 2010 A	0.2500	58 per 100 units	63 per 100 units	2010/01/11	200,000,000	2009/08/10
66008	Credit Suisse	HSBC R Bull CBBC Jan 2010 B	0.2500	63 per 100 units	68 per 100 units	2010/01/11	200,000,000	2009/08/10
66009	Credit Suisse	HSBC R Bull CBBC Jan 2010 C	0.2500	68 per 100 units	73 per 100 units	2010/01/11	200,000,000	2009/08/10
66011	Credit Suisse	HSBC R Bear CBBC Jan 2010 D	0.2500	88 per 100 units	83 per 100 units	2010/01/11	200,000,000	2009/08/10
66012	Credit Suisse	HSBC R Bear CBBC Jan 2010 E	0.2500	93 per 100 units	88 per 100 units	2010/01/11	200,000,000	2009/08/10
66013	Credit Suisse	HSBC R Bear CBBC Jan 2010 F	0.2500	98 per 100 units	93 per 100 units	2010/01/11	200,000,000	2009/08/10
65973	Deutsche Bank AG	HSI R Bull CBBC Feb 2010 X	0.2500	20,200 per 12,000 units	20,700 per 12,000 units	2010/02/25	300,000,000	2009/08/10
65975	Deutsche Bank AG	HSI R Bear CBBC Jan 2010 Y	0.2500	23,300 per 15,000 units	22,600 per 15,000 units	2010/01/28	300,000,000	2009/08/10
65976	Deutsche Bank AG	HSI R Bear CBBC Mar 2010 U	0.4500	24,400 per 12,000 units	23,900 per 12,000 units	2010/03/30	300,000,000	2009/08/10
65977	Deutsche Bank AG	HSI R Bear CBBC May 2010 B	0.2500	25,700 per 40,000 units	24,700 per 40,000 units	2010/05/28	300,000,000	2009/08/10
66006	Goldman Sachs SP (Asia)	HSI R Bull CBBC Mar 2010 C	0.2500	20,100 per 15,000 units	20,600 per 15,000 units	2010/03/30	200,000,000	2009/08/10
66010	Goldman Sachs SP (Asia)	HSI R Bear CBBC Mar 2010 G	0.2500	23,700 per 18,000 units	23,200 per 18,000 units	2010/03/30	200,000,000	2009/08/10
65983	KBC Fin Products Int'l Ltd.	HSBC R Bear CBBC Feb 2010 B	0.2500	97 per 100 units	92 per 100 units	2010/02/12	188,000,000	2009/08/10
65984	KBC Fin Products Int'l Ltd.	HSBC R Bear CBBC Mar 2010 A	0.3100	103 per 100 units	98 per 100 units	2010/03/01	188,000,000	2009/08/10
65982	KBC Fin Products Int'l Ltd.	HSI R Bull CBBC Jan 2010 D	0.2500	20,300 per 12,000 units	20,800 per 12,000 units	2010/01/28	248,000,000	2009/08/10
65974	KBC Fin Products Int'l Ltd.	HSI R Bear CBBC Dec 2009 Z	0.2500	21,400 per 15,000 units	20,800 per 15,000 units	2009/12/30	308,000,000	2009/08/10
65985	KBC Fin Products Int'l Ltd.	SHK Ppt R Bear CBBC Jan 2010 B	0.2500	128.80 per 100 units	120.80 per 100 units	2010/01/15	188,000,000	2009/08/10
65986	KBC Fin Products Int'l Ltd.	SHK Ppt R Bear CBBC Feb 2010 E	0.4900	156 per 100 units	148 per 100 units	2010/02/08	188,000,000	2009/08/10
65954	SGA Societe Generale Acceptance NV	CHALCO R Bull CBBC Jan10E	0.2700	6.4000	7.0000	2010/01/20	100,000,000	2009/08/10
65955	SGA Societe Generale Acceptance NV	CHALCO R Bear CBBC Jan10F	0.3000	11.9000	11.0000	2010/01/20	100,000,000	2009/08/10
65956	SGA Societe Generale Acceptance N.V.	R&F R Bull CBBC Jan10E	0.4200	13.0000	14.5000	2010/01/20	50,000,000	2009/08/10
65959	SGA Societe Generale Acceptance N.V.	R&F R Bear CBBC Jan10F	0.5000	22.0000	20.0000	2010/01/20	50,000,000	2009/08/10
65960	SGA Societe Generale Acceptance N.V.	HKEx R Bull CBBC Jan10P	0.2500	125 per 100 units	133 per 100 units	2010/01/13	150,000,000	2009/08/10

## Newly listed callable bull/bear contracts (continued)

Code	Issuer	Name of issue	Issue prices (HK\$)	Strike price (HKD) / Strike level per 10 units	Call price (HKD) / Call level per 10 units	Expiry date	No. of issue (units)	Listing date
65961	SGA Societe Generale Acceptance N.V.	HKEx R Bear CBBC Jan10Q	0.3000	174 per 100 units	164 per 100 units	2010/01/13	150,000,000	2009/08/10
65962	SGA Societe Generale Acceptance N.V.	HSBC R Bull CBBC Jan10H	0.2500	66.50 per 100 units	70 per 100 units	2010/01/20	300,000,000	2009/08/10
65963	SGA Societe Generale Acceptance N.V.	HSBC R Bear CBBC Jan10I	0.2500	96.60 per 100 units	92 per 100 units	2010/01/20	300,000,000	2009/08/10
65967	SGA Societe Generale Acceptance N.V.	HSI R Bear CBBC Apr10A	0.3750	23,300 per 10,000 units	22,700 per 10,000 units	2010/04/29	300,000,000	2009/08/10
65968	SGA Societe Generale Acceptance N.V.	HSI R Bear CBBC Apr10B	0.2600	23,400 per 15,000 units	22,800 per 15,000 units	2010/04/29	300,000,000	2009/08/10
65969	SGA Societe Generale Acceptance N.V.	HSI R Bear CBBC Apr10C	0.3400	23,500 per 12,000 units	22,900 per 12,000 units	2010/04/29	300,000,000	2009/08/10
65970	SGA Societe Generale Acceptance N.V.	HSI R Bear CBBC Apr10D	0.4200	23,600 per 10,000 units	23,000 per 10,000 units	2010/04/29	300,000,000	2009/08/10
65971	SGA Societe Generale Acceptance N.V.	HSI R Bear CBBC Apr10E	0.2900	23,700 per 15,000 units	23,100 per 15,000 units	2010/04/29	300,000,000	2009/08/10
65972	SGA Societe Generale Acceptance N.V.	HSI R Bear CBBC Apr10F	0.3700	23,800 per 12,000 units	23,200 per 12,000 units	2010/04/29	300,000,000	2009/08/10
65964	SGA Societe Generale Acceptance N.V.	ICBC R Bull CBBC Jan10E	0.2500	4.8000	5.2000	2010/01/13	300,000,000	2009/08/10
65965	SGA Societe Generale Acceptance NV	Shimao R Bull CBBC Jan10E	0.4000	11.7000	13.0000	2010/01/20	50,000,000	2009/08/10
65966	SGA Societe Generale Acceptance NV	Shimao R Bear CBBC Jan10F	0.4400	19.8000	18.0000	2010/01/20	50,000,000	2009/08/10
66002	UBS AG	China Life R Bull CBBC Feb 2010 E	0.2500	32.8800	33.8800	2010/02/22	200,000,000	2009/08/10
66003	UBS AG	A50 China R Bear CBBC Mar 2010 B	0.4450	20.6800	19.8800	2010/03/01	200,000,000	2009/08/10
65987	UBS AG	HSI R Bull CBBC Nov 2009 B	0.2500	19,800 per 38,000 units	20,300 per 38,000 units	2009/11/27	400,000,000	2009/08/10
65988	UBS AG	HSI R Bull CBBC Nov 2009 C	0.2500	20,200 per 10,000 units	20,700 per 10,000 units	2009/11/27	300,000,000	2009/08/10
65989	UBS AG	HSI R Bull CBBC Dec 2009 A	0.2500	19,700 per 20,000 units	20,200 per 20,000 units	2009/12/30	300,000,000	2009/08/10
65992	UBS AG	HSI R Bear CBBC Nov 2009 E	0.2500	22,300 per 38,000 units	21,800 per 38,000 units	2009/11/27	400,000,000	2009/08/10
65993	UBS AG	HSI R Bear CBBC Nov 2009 F	0.2500	22,700 per 12,000 units	22,200 per 12,000 units	2009/11/27	300,000,000	2009/08/10
65994	UBS AG	HSI R Bear CBBC Nov 2009 G	0.2500	22,800 per 10,000 units	22,300 per 10,000 units	2009/11/27	300,000,000	2009/08/10
65995	UBS AG	HSI R Bear CBBC Nov 2009 M	0.2500	22,900 per 12,000 units	22,400 per 12,000 units	2009/11/27	300,000,000	2009/08/10
65996	UBS AG	HSI R Bear CBBC Nov 2009 N	0.2500	23,100 per 12,000 units	22,600 per 12,000 units	2009/11/27	300,000,000	2009/08/10
65997	UBS AG	HSI R Bear CBBC Nov 2009 O	0.2500	23,200 per 10,000 units	22,700 per 10,000 units	2009/11/27	300,000,000	2009/08/10
65998	UBS AG	HSI R Bear CBBC Nov 2009 Q	0.2500	23,300 per 12,000 units	22,800 per 12,000 units	2009/11/27	300,000,000	2009/08/10
65999	UBS AG	HSI R Bear CBBC Nov 2009 R	0.2500	23,300 per 38,000 units	22,800 per 38,000 units	2009/11/27	400,000,000	2009/08/10
66000	UBS AG	HSI R Bear CBBC Dec 2009 C	0.3000	23,800 per 10,000 units	23,300 per 10,000 units	2009/12/30	300,000,000	2009/08/10
65990	UBS AG	HSI R Bear CBBC Feb 2010 A	0.2500	22,800 per 20,000 units	22,300 per 20,000 units	2010/02/25	300,000,000	2009/08/10
65991	UBS AG	HSI R Bear CBBC Mar 2010 S	0.2500	23,300 per 20,000 units	22,800 per 20,000 units	2010/03/30	300,000,000	2009/08/10
66001	UBS AG	Jiangxi Copper R Bull CBBC Mar 2010 G	0.2600	16.3800	17.8800	2010/03/01	100,000,000	2009/08/10
66004	UBS AG	Jiangxi Copper R Bear CBBC Mar 2010 H	0.4450	23.3800	21.8800	2010/03/01	100,000,000	2009/08/10
66005	UBS AG	Jiangxi Copper R Bear CBBC Mar 2010 I	0.5500	24.3800	22.8800	2010/03/01	100,000,000	2009/08/10
66077	ABN AMRO Bank N.V.	HSBC R Bull CBBC Jan 2010 A	0.2500	61.50 per 100 units	69.50 per 100 units	2010/01/18	80,000,000	2009/08/11
66081	ABN AMRO Bank N.V.	HSBC R Bear CBBC Jan 2010 B	0.2500	103.50 per 100 units	95.50 per 100 units	2010/01/18	80,000,000	2009/08/11
66078	ABN AMRO Bank N.V.	HSI R Bull CBBC Jan 2010 R	0.2500	19,300 per 10,000 units	19,800 per 10,000 units	2010/01/28	250,000,000	2009/08/11
66080	ABN AMRO Bank N.V.	HSI R Bear CBBC Dec 2009 B	0.2500	22,600 per 10,000 units	22,100 per 10,000 units	2009/12/30	250,000,000	2009/08/11
66079	ABN AMRO Bank N.V.	HSI R Bear CBBC Dec 2009 P	0.2500	21,500 per 10,000 units	21,000 per 10,000 units	2009/12/30	250,000,000	2009/08/11
66034	BNP Paribas Arbit Issu B.V.	HSI R Bull CBBC Feb 2010 E	0.2500	19,800 per 16,000 units	20,600 per 16,000 units	2010/02/25	300,000,000	2009/08/11
66035	BNP Paribas Arbit Issu B.V.	HSI R Bear CBBC Mar 2010 O	0.2500	24,200 per 16,000 units	23,400 per 16,000 units	2010/03/30	300,000,000	2009/08/11
66036	BNP Paribas Arbit Issu B.V.	HSI R Bear CBBC Mar 2010 P	0.3800	24,600 per 14,000 units	23,800 per 14,000 units	2010/03/30	300,000,000	2009/08/11
66056	Credit Suisse	HSBC R Bull CBBC Jan 2010 G	0.2500	73 per 100 units	78 per 100 units	2010/01/11	200,000,000	2009/08/11
66053	Credit Suisse	HSI R Bull CBBC Dec 2009 P	0.2500	19,700 per 10,000 units	20,300 per 10,000 units	2009/12/30	200,000,000	2009/08/11
66054	Credit Suisse	HSI R Bull CBBC Dec 2009 Q	0.2500	20,000 per 10,000 units	20,500 per 10,000 units	2009/12/30	200,000,000	2009/08/11
66055	Credit Suisse	HSI R Bull CBBC Dec 2009 R	0.2500	20,200 per 38,000 units	20,800 per 38,000 units	2009/12/30	190,000,000	2009/08/11



## Newly listed callable bull/bear contracts (continued)

Code	Issuer	Name of issue	Issue prices (HK\$)	Strike price (HKD) / Strike level per 10 units	Call price (HKD) / Call level per 10 units	Expiry date	No. of issue (units)	Listing date
66057	Credit Suisse	HSI R Bear CBBC Dec 2009 S	0.3800	24,500 per 10,000 units	24,000 per 10,000 units	2009/12/30	200,000,000	2009/08/11
66074	Deutsche Bank AG	China Life R Bear CBBC Jan 2010 G	0.4500	37.6800	36.6800	2010/01/26	150,000,000	2009/08/11
66075	Deutsche Bank AG	HSBC R Bull CBBC Jan 2010 D	0.2500	64.88 per 100 units	70.88 per 100 units	2010/01/26	150,000,000	2009/08/11
66076	Deutsche Bank AG	HSBC R Bear CBBC Jan 2010 E	0.3100	106.88 per 100 units	100.88 per 100 units	2010/01/26	150,000,000	2009/08/11
66058	Deutsche Bank AG	HSI R Bear CBBC Feb 2010 M	0.2500	21,400 per 12,000 units	20,900 per 12,000 units	2010/02/25	300,000,000	2009/08/11
66059	Deutsche Bank AG	HSI R Bear CBBC Feb 2010 R	0.2700	21,600 per 12,000 units	21,100 per 12,000 units	2010/02/25	300,000,000	2009/08/11
66043	HK Bank	HSI R Bull CBBC Jun 2010 C	0.2500	19,000 per 22,000 units	19,800 per 22,000 units	2010/06/29	220,000,000	2009/08/11
66044	HK Bank	HSI R Bull CBBC Jun 2010 D	0.2500	18,500 per 28,000 units	19,300 per 28,000 units	2010/06/29	220,000,000	2009/08/11
66037	KBC Fin Products Int'l Ltd.	HSI R Bear CBBC Mar 2010 M	0.2500	21,600 per 12,000 units	21,000 per 12,000 units	2010/03/30	248,000,000	2009/08/11
66042	CC Rabobank B.A.	HSI R Bull CBBC Mar 2010 A	0.2500	20,300 per 15,000 units	20,800 per 15,000 units	2010/03/30	180,000,000	2009/08/11
66038	CC Rabobank B.A.	HSI R Bull CBBC Mar 2010 W	0.2500	19,100 per 15,000 units	19,600 per 15,000 units	2010/03/30	180,000,000	2009/08/11
66039	CC Rabobank B.A.	HSI R Bull CBBC Mar 2010 X	0.2500	19,300 per 15,000 units	19,800 per 15,000 units	2010/03/30	180,000,000	2009/08/11
66040	CC Rabobank B.A.	HSI R Bull CBBC Mar 2010 Y	0.2500	19,500 per 15,000 units	20,000 per 15,000 units	2010/03/30	180,000,000	2009/08/11
66041	CC Rabobank B.A.	HSI R Bull CBBC Mar 2010 Z	0.2500	19,900 per 15,000 units	20,400 per 15,000 units	2010/03/30	180,000,000	2009/08/11
66047	CC Rabobank B.A.	HSI R Bear CBBC Feb 2010 A	0.2500	23,900 per 15,000 units	23,400 per 15,000 units	2010/02/25	180,000,000	2009/08/11
66045	CC Rabobank B.A.	HSI R Bear CBBC Feb 2010 T	0.2500	23,300 per 15,000 units	22,800 per 15,000 units	2010/02/25	180,000,000	2009/08/11
66046	CC Rabobank B.A.	HSI R Bear CBBC Feb 2010 U	0.2500	23,700 per 22,000 units	23,200 per 22,000 units	2010/02/25	180,000,000	2009/08/11
66048	CC Rabobank B.A.	HSI R Bear CBBC Mar 2010 B	0.2700	24,100 per 15,000 units	23,600 per 15,000 units	2010/03/30	180,000,000	2009/08/11
66049	CC Rabobank B.A.	HSI R Bear CBBC Mar 2010 C	0.3000	24,500 per 15,000 units	24,000 per 15,000 units	2010/03/30	180,000,000	2009/08/11
66061	UBS AG	CHALCO R Bull CBBC Feb 2010 F	0.2500	8.3800	9.3800	2010/02/22	100,000,000	2009/08/11
66066	UBS AG	CHALCO R Bear CBBC Feb 2010 G	0.3500	13.3800	12.3800	2010/02/22	100,000,000	2009/08/11
66062	UBS AG	China Shenhua R Bull CBBC Jan 2010 D	0.6100	26.8800	28.8800	2010/01/18	100,000,000	2009/08/11
66067	UBS AG	China Shenhua R Bear CBBC Jan 2010 E	0.8500	41.3800	38.8800	2010/01/18	100,000,000	2009/08/11
66052	UBS AG	A50 China R Bull CBBC Jan 2010 L	0.2500	15.3800	15.8800	2010/01/04	200,000,000	2009/08/11
66051	UBS AG	HKEx R Bull CBBC Jan 2010 M	0.2500	137.88 per 100 units	143.88 per 100 units	2010/01/04	200,000,000	2009/08/11
66063	UBS AG	HS Bank R Bull CBBC Feb 2010 B	0.2750	93.88 per 100 units	103.88 per 100 units	2010/02/22	100,000,000	2009/08/11
66068	UBS AG	HS Bank R Bear CBBC Feb 2010 C	0.2500	143.88 per 100 units	133.88 per 100 units	2010/02/22	100,000,000	2009/08/11
66064	UBS AG	HSBC R Bull CBBC Feb 2010 D	0.2500	73.88 per 100 units	78.88 per 100 units	2010/02/22	100,000,000	2009/08/11
66050	UBS AG	HSBC R Bear CBBC Jan 2010 E	0.2500	88.88 per 100 units	83.88 per 100 units	2010/01/04	100,000,000	2009/08/11
66069	UBS AG	HSBC R Bear CBBC Feb 2010 E	0.2650	108.88 per 100 units	103.88 per 100 units	2010/02/22	100,000,000	2009/08/11
66070	UBS AG	HSCEI R Bear CBBC Feb 2010 N	0.2500	13,300 per 20,000 units	12,800 per 20,000 units	2010/02/25	100,000,000	2009/08/11
66060	UBS AG	HSI R Bull CBBC Nov 2009 S	0.2500	20,300 per 12,000 units	20,800 per 12,000 units	2009/11/27	300,000,000	2009/08/11
66071	UBS AG	HSI R Bear CBBC Nov 2009 T	0.2500	21,300 per 12,000 units	20,800 per 12,000 units	2009/11/27	300,000,000	2009/08/11
66072	UBS AG	HSI R Bear CBBC Nov 2009 W	0.2500	21,600 per 10,000 units	21,100 per 10,000 units	2009/11/27	300,000,000	2009/08/11
66073	UBS AG	HSI R Bear CBBC Feb 2010 H	0.2650	23,400 per 10,000 units	22,900 per 10,000 units	2010/02/25	300,000,000	2009/08/11
66065	UBS AG	Hutchison R Bear CBBC Feb 2010 C	0.2500	73.88 per 100 units	68.88 per 100 units	2010/02/22	100,000,000	2009/08/11
65551 <sup>†</sup>	UBS AG	China Tel R Bull CBBC Mar 2010 A	0.1170	3.2800	3.6800	2010/03/01	200,000,000	2009/08/11
66115	ABN AMRO Bank N.V.	HSI R Bear CBBC Dec 2009 Z	0.2500	21,200 per 13,000 units	20,600 per 13,000 units	2009/12/30	250,000,000	2009/08/12
66116	Deutsche Bank AG	HSI R Bear CBBC Jan 2010 X	0.2500	21,500 per 15,000 units	20,800 per 15,000 units	2010/01/28	300,000,000	2009/08/12
66117	Deutsche Bank AG	HSI R Bear CBBC Feb 2010 N	0.2700	21,700 per 15,000 units	21,000 per 15,000 units	2010/02/25	300,000,000	2009/08/12
66118	Goldman Sachs SP (Asia)	HSI R Bear CBBC Apr 2010 D	0.2500	21,300 per 15,000 units	20,800 per 15,000 units	2010/04/29	200,000,000	2009/08/12
66119	Goldman Sachs SP (Asia)	HSI R Bear CBBC Apr 2010 E	0.2500	21,500 per 15,000 units	21,000 per 15,000 units	2010/04/29	200,000,000	2009/08/12
66104	KBC Fin Products Int'l Ltd.	HSI R Bull CBBC Jan 2010 L	0.2500	20,100 per 15,000 units	20,600 per 15,000 units	2010/01/28	308,000,000	2009/08/12

## Newly listed callable bull/bear contracts (continued)

Code	Issuer	Name of issue	Issue prices (HK\$)	Strike price (HKD) / Strike level per 10 units	Call price (HKD) / Call level per 10 units	Expiry date	No. of issue (units)	Listing date
66108	KBC Fin Products Int'l Ltd.	HSI R Bear CBBC Jan 2010 O	0.2500	21,000 per 12,000 units	20,500 per 12,000 units	2010/01/28	248,000,000	2009/08/12
66082	SGA Societe Generale Acceptance NV	CHALCO R Bull CBBC Jan10G	0.2800	7.3000	8.0000	2010/01/20	100,000,000	2009/08/12
66083	SGA Societe Generale Acceptance NV	CHALCO R Bear CBBC Jan10H	0.3100	13.0000	12.0000	2010/01/20	100,000,000	2009/08/12
66086	SGA Societe Generale Acceptance N.V.	CTel R Bull CBBC Jan10C	0.2500	3.3000	3.6000	2010/01/20	150,000,000	2009/08/12
66084	SGA Societe Generale Acceptance N.V.	CLife R Bull CBBC Jan10O	0.3200	31.3000	33.0000	2010/01/20	100,000,000	2009/08/12
66085	SGA Societe Generale Acceptance N.V.	CLife R Bear CBBC Jan10P	0.7200	41.5000	39.5000	2010/01/20	100,000,000	2009/08/12
66090	SGA Societe Generale Acceptance N.V.	A50 R Bear CBBC Jan10U	0.3600	19.5000	18.5000	2010/01/20	150,000,000	2009/08/12
66087	SGA Societe Generale Acceptance N.V.	HS Bk R Bull CBBC Feb10B	0.3400	87 per 100 units	96 per 100 units	2010/02/10	100,000,000	2009/08/12
66088	SGA Societe Generale Acceptance N.V.	HSBC R Bull CBBC Jan10J	0.2500	69 per 100 units	73 per 100 units	2010/01/20	300,000,000	2009/08/12
66089	SGA Societe Generale Acceptance N.V.	HSBC R Bear CBBC Jan10K	0.2500	100 per 100 units	95 per 100 units	2010/01/20	300,000,000	2009/08/12
66107	UBS AG	China Mobile R Bear CBBC Feb 2010 C	0.2500	86.88 per 100 units	82.88 per 100 units	2010/02/22	200,000,000	2009/08/12
66105	UBS AG	Cheung Kong R Bear CBBC Feb 2010 K	0.2500	111.88 per 100 units	103.88 per 100 units	2010/02/22	100,000,000	2009/08/12
66106	UBS AG	China Life R Bear CBBC Feb 2010 F	0.2500	35.8800	34.8800	2010/02/22	200,000,000	2009/08/12
66096	UBS AG	China Shenhua R Bear CBBC Jan 2010 F	0.2500	46.38 per 100 units	43.88 per 100 units	2010/01/18	100,000,000	2009/08/12
66111	UBS AG	A50 China R Bear CBBC Mar 2010 C	0.2500	16.8800	16.3800	2010/03/01	200,000,000	2009/08/12
66097	UBS AG	HSBC R Bull CBBC Feb 2010 F	0.2500	76.38 per 100 units	81.38 per 100 units	2010/02/22	100,000,000	2009/08/12
66100	UBS AG	HSI R Bull CBBC Nov 2009 Y	0.2500	20,100 per 12,000 units	20,600 per 12,000 units	2009/11/27	300,000,000	2009/08/12
66101	UBS AG	HSI R Bull CBBC Dec 2009 E	0.2500	20,000 per 10,000 units	20,500 per 10,000 units	2009/12/30	300,000,000	2009/08/12
66099	UBS AG	HSI R Bull CBBC Apr 2010 D	0.2500	20,000 per 20,000 units	20,500 per 20,000 units	2010/04/29	300,000,000	2009/08/12
66098	UBS AG	HSI R Bull CBBC Apr 2010 E	0.2500	19,500 per 20,000 units	20,000 per 20,000 units	2010/04/29	300,000,000	2009/08/12
66112	UBS AG	HSI R Bull CBBC Apr 2010 G	0.2500	18,500 per 20,000 units	19,000 per 20,000 units	2010/04/29	300,000,000	2009/08/12
66113	UBS AG	HSI R Bull CBBC Apr 2010 I	0.2500	19,000 per 20,000 units	19,500 per 20,000 units	2010/04/29	300,000,000	2009/08/12
66091	UBS AG	HSI R Bear CBBC Nov 2009 X	0.2500	21,400 per 10,000 units	20,900 per 10,000 units	2009/11/27	300,000,000	2009/08/12
66114	UBS AG	HSI R Bear CBBC Dec 2009 I	0.2500	21,000 per 10,000 units	20,500 per 10,000 units	2009/12/30	300,000,000	2009/08/12
66092	UBS AG	HSI R Bear CBBC Feb 2010 E	0.2500	21,300 per 38,000 units	20,800 per 38,000 units	2010/02/25	400,000,000	2009/08/12
66093	UBS AG	HSI R Bear CBBC Apr 2010 A	0.2500	21,500 per 20,000 units	21,000 per 20,000 units	2010/04/29	300,000,000	2009/08/12
66094	UBS AG	HSI R Bear CBBC Apr 2010 X	0.2500	22,000 per 20,000 units	21,500 per 20,000 units	2010/04/29	300,000,000	2009/08/12
66095	UBS AG	HSI R Bear CBBC Apr 2010 Y	0.2500	22,500 per 20,000 units	22,000 per 20,000 units	2010/04/29	300,000,000	2009/08/12
66103	UBS AG	HSI R Bear CBBC Apr 2010 F	0.2500	23,000 per 20,000 units	22,500 per 20,000 units	2010/04/29	300,000,000	2009/08/12
66109	UBS AG	Ping An R Bear CBBC Feb 2010 E	0.2500	76.88 per 100 units	68.88 per 100 units	2010/02/22	100,000,000	2009/08/12
66110	UBS AG	SHK Ppt R Bear CBBC Feb 2010 O	0.2500	126.88 per 100 units	118.88 per 100 units	2010/02/22	100,000,000	2009/08/12
66136	ABN AMRO Bank N.V.	China Tel R Bull CBBC Mar 2010 A	0.2500	3.4000	3.8000	2010/03/08	80,000,000	2009/08/13
66141	ABN AMRO Bank N.V.	China Tel R Bear CBBC Mar 2010 B	0.2510	5.4800	5.0800	2010/03/08	80,000,000	2009/08/13
66135	ABN AMRO Bank N.V.	CCHC R Bull CBBC Jan 2010 A	0.2510	9.7800	10.7800	2010/01/11	80,000,000	2009/08/13
66140	ABN AMRO Bank N.V.	CCHC R Bear CBBC Jan 2010 B	0.2660	14.3200	13.3200	2010/01/11	80,000,000	2009/08/13
66137	ABN AMRO Bank N.V.	HKEEx R Bull CBBC Jan 2010 A	0.2780	121.88 per 100 units	129.88 per 100 units	2010/01/11	80,000,000	2009/08/13
66138	ABN AMRO Bank N.V.	HKEEx R Bull CBBC Jan 2010 B	0.2510	131 per 100 units	139 per 100 units	2010/01/11	80,000,000	2009/08/13
66142	ABN AMRO Bank N.V.	HKEEx R Bear CBBC Jan 2010 C	0.2510	163.88 per 100 units	155.88 per 100 units	2010/01/11	80,000,000	2009/08/13
66139	ABN AMRO Bank N.V.	HSI R Bull CBBC Jan 2010 S	0.2510	20,100 per 13,000 units	20,700 per 13,000 units	2010/01/28	250,000,000	2009/08/13
66144	BNP Paribas Arbit Issu B.V.	HSI R Bull CBBC Feb 2010 F	0.2500	18,600 per 30,000 units	19,200 per 30,000 units	2010/02/25	300,000,000	2009/08/13
66145	BNP Paribas Arbit Issu B.V.	HSI R Bull CBBC Feb 2010 H	0.2500	19,700 per 14,000 units	20,400 per 14,000 units	2010/02/25	300,000,000	2009/08/13
66125	Deutsche Bank AG	HSI R Bull CBBC Mar 2010 V	0.2500	20,300 per 12,000 units	20,800 per 12,000 units	2010/03/30	300,000,000	2009/08/13
66126	Deutsche Bank AG	HSI R Bull CBBC Apr 2010 Q	0.2500	18,400 per 40,000 units	19,000 per 40,000 units	2010/04/29	300,000,000	2009/08/13

## Newly listed callable bull/bear contracts (continued)

Code	Issuer	Name of issue	Issue prices (HK\$)	Strike price (HKD) / Strike level per 10 units	Call price (HKD) / Call level per 10 units	Expiry date	No. of issue (units)	Listing date
66143	Goldman Sachs SP (Asia)	HSI R Bull CBBC Apr 2010 F	0.2500	19,900 per 12,000 units	20,400 per 12,000 units	2010/04/29	200,000,000	2009/08/13
66124	KBC Fin Products Int'l Ltd.	HSI R Bull CBBC Jan 2010 P	0.2500	19,900 per 10,000 units	20,400 per 10,000 units	2010/01/28	208,000,000	2009/08/13
66120	UBS AG	China Mobile R Bull CBBC Jan 2010 F	0.2500	76.88 per 100 units	80.88 per 100 units	2010/01/11	200,000,000	2009/08/13
66127	UBS AG	China Mobile R Bull CBBC Jan 2010 G	0.2500	80.88 per 100 units	84.88 per 100 units	2010/01/11	200,000,000	2009/08/13
66131	UBS AG	China Mobile R Bear CBBC Jan 2010 H	0.2600	112.88 per 100 units	108.88 per 100 units	2010/01/11	200,000,000	2009/08/13
66128	UBS AG	China Tel R Bull CBBC Jan 2010 A	0.2500	3.5800	3.9800	2010/01/18	100,000,000	2009/08/13
66132	UBS AG	China Tel R Bear CBBC Jan 2010 B	0.2500	5.7800	5.3800	2010/01/18	100,000,000	2009/08/13
66121	UBS AG	A50 China R Bull CBBC Jan 2010 M	0.2500	14.8800	15.3800	2010/01/11	200,000,000	2009/08/13
66129	UBS AG	HSBC R Bull CBBC Feb 2010 G	0.2500	78.88 per 100 units	83.88 per 100 units	2010/02/22	100,000,000	2009/08/13
66133	UBS AG	HSCEI R Bear CBBC Feb 2010 O	0.2500	12,800 per 20,000 units	12,300 per 20,000 units	2010/02/25	100,000,000	2009/08/13
66130	UBS AG	HSI R Bull CBBC Dec 2009 J	0.2500	20,300 per 38,000 units	20,800 per 38,000 units	2009/12/30	400,000,000	2009/08/13
66122	UBS AG	HSI R Bear CBBC Nov 2009 Z	0.2500	21,100 per 12,000 units	20,600 per 12,000 units	2009/11/27	300,000,000	2009/08/13
66134	UBS AG	HSI R Bear CBBC Dec 2009 O	0.2500	21,500 per 12,000 units	21,000 per 12,000 units	2009/12/30	300,000,000	2009/08/13
66123	UBS AG	HSI R Bear CBBC Apr 2010 Z	0.2500	21,000 per 20,000 units	20,500 per 20,000 units	2010/04/29	300,000,000	2009/08/13
66204	ABN AMRO Bank N.V.	A50 China R Bear CBBC Jan 2010 V	0.2500	16.4200	15.6200	2010/01/18	80,000,000	2009/08/14
66205	ABN AMRO Bank N.V.	A50 China R Bear CBBC Jan 2010 W	0.2500	16.7200	15.9200	2010/01/18	80,000,000	2009/08/14
66203	ABN AMRO Bank N.V.	HSCEI R Bull CBBC Dec 2009 L	0.2500	9,800 per 10,000 units	10,300 per 10,000 units	2009/12/30	100,000,000	2009/08/14
66207	ABN AMRO Bank N.V.	HSCEI R Bear CBBC Dec 2009 M	0.2500	12,300 per 10,000 units	11,800 per 10,000 units	2009/12/30	100,000,000	2009/08/14
66208	ABN AMRO Bank N.V.	HSCEI R Bear CBBC Dec 2009 N	0.2500	12,600 per 10,000 units	12,100 per 10,000 units	2009/12/30	100,000,000	2009/08/14
66201	ABN AMRO Bank N.V.	HSI R Bull CBBC Jan 2010 T	0.2690	17,900 per 10,000 units	18,400 per 10,000 units	2010/01/28	250,000,000	2009/08/14
66202	ABN AMRO Bank N.V.	HSI R Bull CBBC Jan 2010 U	0.2500	18,300 per 10,000 units	18,800 per 10,000 units	2010/01/28	250,000,000	2009/08/14
66206	ABN AMRO Bank N.V.	HSI R Bear CBBC Jan 2010 V	0.2500	21,500 per 10,000 units	21,000 per 10,000 units	2010/01/28	250,000,000	2009/08/14
66183	Deutsche Bank AG	HSI R Bear CBBC Dec 2009 F	0.2500	21,200 per 12,000 units	20,700 per 12,000 units	2009/12/30	300,000,000	2009/08/14
66199	Deutsche Bank AG	HSI R Bear CBBC Jan 2010 I	0.2500	21,100 per 15,000 units	20,400 per 15,000 units	2010/01/28	300,000,000	2009/08/14
66200	Deutsche Bank AG	HSI R Bear CBBC Jan 2010 O	0.2600	21,300 per 15,000 units	20,600 per 15,000 units	2010/01/28	300,000,000	2009/08/14
66194	Goldman Sachs SP (Asia)	HSI R Bear CBBC Apr 2010 G	0.2500	21,100 per 15,000 units	20,600 per 15,000 units	2010/04/29	200,000,000	2009/08/14
66184	KBC Fin Products Int'l Ltd.	CCHC R Bull CBBC Jan 2010 A	0.3200	8.2800	9.2800	2010/01/08	98,000,000	2009/08/14
66185	KBC Fin Products Int'l Ltd.	CCHC R Bull CBBC Feb 2010 A	0.2500	9.4800	10.4800	2010/02/01	98,000,000	2009/08/14
66186	KBC Fin Products Int'l Ltd.	CCHC R Bull CBBC Mar 2010 A	0.4500	7.0000	8.0000	2010/03/01	98,000,000	2009/08/14
66187	KBC Fin Products Int'l Ltd.	HSI R Bear CBBC Dec 2009 F	0.2500	20,900 per 10,000 units	20,400 per 10,000 units	2009/12/30	208,000,000	2009/08/14
66174	Macquarie Bank Ltd.	HSI R Bull CBBC Dec 2009 K	0.2500	19,800 per 12,000 units	20,400 per 12,000 units	2009/12/30	300,000,000	2009/08/14
66146	Merrill Lynch Int'l & Co. C.V.	HSI R Bull CBBC Feb 2010 I	0.4500	14,600 per 15,000 units	15,200 per 15,000 units	2010/02/25	200,000,000	2009/08/14
66147	Merrill Lynch Int'l & Co. C.V.	HSI R Bull CBBC Feb 2010 J	0.3000	16,700 per 15,000 units	17,300 per 15,000 units	2010/02/25	200,000,000	2009/08/14
66148	Merrill Lynch Int'l & Co. C.V.	HSI R Bull CBBC Feb 2010 K	0.2550	17,300 per 15,000 units	17,900 per 15,000 units	2010/02/25	200,000,000	2009/08/14
66149	Merrill Lynch Int'l & Co. C.V.	HSI R Bull CBBC Feb 2010 L	0.2500	17,700 per 15,000 units	18,300 per 15,000 units	2010/02/25	200,000,000	2009/08/14
66150	Merrill Lynch Int'l & Co. C.V.	HSI R Bull CBBC Feb 2010 M	0.2500	18,200 per 15,000 units	18,800 per 15,000 units	2010/02/25	200,000,000	2009/08/14
66151	Merrill Lynch Int'l & Co. C.V.	HSI R Bull CBBC Feb 2010 N	0.2500	18,900 per 15,000 units	19,500 per 15,000 units	2010/02/25	200,000,000	2009/08/14
66155	Merrill Lynch Int'l & Co. C.V.	HSI R Bear CBBC Feb 2010 O	0.2500	22,600 per 15,000 units	22,000 per 15,000 units	2010/02/25	200,000,000	2009/08/14
66156	Merrill Lynch Int'l & Co. C.V.	HSI R Bear CBBC Feb 2010 P	0.2500	23,100 per 15,000 units	22,500 per 15,000 units	2010/02/25	200,000,000	2009/08/14
66157	Merrill Lynch Int'l & Co. C.V.	HSI R Bear CBBC Feb 2010 Q	0.2500	23,400 per 15,000 units	22,800 per 15,000 units	2010/02/25	200,000,000	2009/08/14
66158	Merrill Lynch Int'l & Co. C.V.	HSI R Bear CBBC Feb 2010 R	0.2500	23,600 per 15,000 units	23,000 per 15,000 units	2010/02/25	200,000,000	2009/08/14
66159	Merrill Lynch Int'l & Co. C.V.	HSI R Bear CBBC Feb 2010 S	0.2500	23,800 per 15,000 units	23,200 per 15,000 units	2010/02/25	200,000,000	2009/08/14
66160	Merrill Lynch Int'l & Co. C.V.	HSI R Bear CBBC Feb 2010 T	0.2500	24,100 per 15,000 units	23,500 per 15,000 units	2010/02/25	200,000,000	2009/08/14

## Newly listed callable bull/bear contracts (continued)

Code	Issuer	Name of issue	Issue prices (HK\$)	Strike price (HKD) / Strike level per 10 units	Call price (HKD) / Call level per 10 units	Expiry date	No. of issue (units)	Listing date
66161	Merrill Lynch Int'l & Co. C.V.	HSI R Bear CBBC Feb 2010 U	0.2500	24,400 per 15,000 units	23,800 per 15,000 units	2010/02/25	200,000,000	2009/08/14
66152	SGA Societe Generale Acceptance N.V.	CMob R Bull CBBC Jan10G	0.2500	74 per 100 units	78 per 100 units	2010/01/13	300,000,000	2009/08/14
66153	SGA Societe Generale Acceptance N.V.	CMob R Bear CBBC Jan10H	0.2500	105 per 100 units	100 per 100 units	2010/01/13	300,000,000	2009/08/14
66154	SGA Societe Generale Acceptance N.V.	CTel R Bull CBBC Jan10D	0.2500	3.6000	3.9000	2010/01/20	150,000,000	2009/08/14
66162	SGA Societe Generale Acceptance N.V.	CUni R Bull CBBC Jan10E	0.2500	10.2000	11.0000	2010/01/20	50,000,000	2009/08/14
66163	SGA Societe Generale Acceptance N.V.	CNOOC R Bull CBBC Jan10D	0.2500	9.1000	9.8000	2010/01/13	200,000,000	2009/08/14
66164	SGA Societe Generale Acceptance N.V.	CNOOC R Bear CBBC Jan10E	0.2600	13.5000	12.6000	2010/01/13	200,000,000	2009/08/14
66165	SGA Societe Generale Acceptance N.V.	HSBC R Bull CBBC Jan10L	0.2500	72 per 100 units	76 per 100 units	2010/01/20	300,000,000	2009/08/14
66170	SGA Societe Generale Acceptance N.V.	HSI R Bull CBBC Apr10G	0.2500	19,800 per 10,000 units	20,400 per 10,000 units	2010/04/29	300,000,000	2009/08/14
66171	SGA Societe Generale Acceptance N.V.	HSI R Bull CBBC Apr10H	0.2500	19,900 per 12,000 units	20,500 per 12,000 units	2010/04/29	300,000,000	2009/08/14
66172	SGA Societe Generale Acceptance N.V.	HSI R Bull CBBC Apr10I	0.2500	20,000 per 15,000 units	20,600 per 15,000 units	2010/04/29	300,000,000	2009/08/14
66173	SGA Societe Generale Acceptance N.V.	HSI R Bull CBBC Apr10J	0.2500	20,100 per 10,000 units	20,700 per 10,000 units	2010/04/29	300,000,000	2009/08/14
66166	SGA Societe Generale Acceptance N.V.	ICBC R Bear CBBC Jan10F	0.2500	6.1000	5.7000	2010/01/13	300,000,000	2009/08/14
66167	SGA Societe Generale Acceptance NV	JiangC R Bull CBBC Jan10E	0.3400	14.6000	15.9000	2010/01/20	50,000,000	2009/08/14
66168	SGA Societe Generale Acceptance NV	JiangC R Bear CBBC Jan10F	0.3800	21.6000	20.0000	2010/01/20	50,000,000	2009/08/14
66169	SGA Societe Generale Acceptance N.V.	PetCh R Bull CBBC Jan10I	0.2500	7.9000	8.5000	2010/01/13	150,000,000	2009/08/14
66188	UBS AG	China Mobile R Bull CBBC Jan 2010 I	0.2500	84.88 per 100 units	88.88 per 100 units	2010/01/18	200,000,000	2009/08/14
66192	UBS AG	China Mobile R Bear CBBC Jan 2010 J	0.2850	117.88 per 100 units	113.88 per 100 units	2010/01/18	200,000,000	2009/08/14
66189	UBS AG	CCHC R Bear CBBC Mar 2010 F	0.2500	12.8800	11.8800	2010/03/01	100,000,000	2009/08/14
66191	UBS AG	A50 China R Bear CBBC Jan 2010 N	0.2500	16.3800	15.8800	2010/01/11	200,000,000	2009/08/14
66198	UBS AG	HKEx R Bear CBBC Jan 2010 N	0.2500	149.88 per 100 units	143.88 per 100 units	2010/01/04	200,000,000	2009/08/14
66193	UBS AG	HSI R Bull CBBC Dec 2009 X	0.2500	19,900 per 12,000 units	20,400 per 12,000 units	2009/12/30	300,000,000	2009/08/14
66195	UBS AG	HSI R Bear CBBC Jan 2010 X	0.2500	20,900 per 12,000 units	20,400 per 12,000 units	2010/01/28	300,000,000	2009/08/14
66196	UBS AG	HSI R Bear CBBC Feb 2010 G	0.2500	21,200 per 10,000 units	20,700 per 10,000 units	2010/02/25	300,000,000	2009/08/14
66175	UBS AG	HSI R Bear CBBC Mar 2010 C	0.3350	24,200 per 10,000 units	23,700 per 10,000 units	2010/03/30	300,000,000	2009/08/14
66197	UBS AG	HSI R Bear CBBC Mar 2010 D	0.2500	21,700 per 12,000 units	21,200 per 12,000 units	2010/03/30	300,000,000	2009/08/14
66176	UBS AG	HSI R Bear CBBC Mar 2010 T	0.3550	24,400 per 10,000 units	23,900 per 10,000 units	2010/03/30	300,000,000	2009/08/14
66177	UBS AG	HSI R Bear CBBC May 2010 K	0.2500	23,700 per 12,000 units	23,200 per 12,000 units	2010/05/28	300,000,000	2009/08/14
66178	UBS AG	HSI R Bear CBBC May 2010 L	0.2550	23,900 per 12,000 units	23,400 per 12,000 units	2010/05/28	300,000,000	2009/08/14
66179	UBS AG	HSI R Bear CBBC May 2010 M	0.2500	24,000 per 20,000 units	23,500 per 20,000 units	2010/05/28	300,000,000	2009/08/14
66180	UBS AG	HSI R Bear CBBC May 2010 N	0.2500	24,500 per 20,000 units	24,000 per 20,000 units	2010/05/28	300,000,000	2009/08/14
66181	UBS AG	HSI R Bear CBBC Jun 2010 A	0.2500	25,000 per 20,000 units	24,500 per 20,000 units	2010/06/29	300,000,000	2009/08/14
66182	UBS AG	HSI R Bear CBBC Jun 2010 B	0.2500	25,500 per 20,000 units	25,000 per 20,000 units	2010/06/29	300,000,000	2009/08/14
66190	UBS AG	Jiangxi Copper R Bear CBBC Mar 2010 J	0.3250	20.3800	18.8800	2010/03/01	100,000,000	2009/08/14
66248	ABN AMRO Bank N.V.	HSI R Bull CBBC Jan 2010 W	0.2500	19,600 per 10,000 units	20,100 per 10,000 units	2010/01/28	250,000,000	2009/08/17
66249	ABN AMRO Bank N.V.	HSI R Bull CBBC Jan 2010 X	0.2500	20,100 per 10,000 units	20,600 per 10,000 units	2010/01/28	250,000,000	2009/08/17
66253	ABN AMRO Bank N.V.	HSI R Bear CBBC Jan 2010 Y	0.2500	22,200 per 13,000 units	21,600 per 13,000 units	2010/01/28	250,000,000	2009/08/17
66223	Credit Suisse	China Mobile R Bull CBBC Jan 2010 G	0.2500	78 per 100 units	83 per 100 units	2010/01/11	200,000,000	2009/08/17
66228	Credit Suisse	China Mobile R Bear CBBC Jan 2010 H	0.2500	108 per 100 units	103 per 100 units	2010/01/11	200,000,000	2009/08/17
66221	Credit Suisse	A50 China R Bull CBBC Jan 2010 G	0.2500	13.0000	13.6000	2010/01/11	200,000,000	2009/08/17
66222	Credit Suisse	A50 China R Bull CBBC Jan 2010 H	0.2500	13.6000	14.2000	2010/01/11	200,000,000	2009/08/17
66226	Credit Suisse	A50 China R Bear CBBC Jan 2010 I	0.2500	16.2000	15.6000	2010/01/11	200,000,000	2009/08/17
66227	Credit Suisse	A50 China R Bear CBBC Jan 2010 J	0.2500	16.8000	16.2000	2010/01/11	200,000,000	2009/08/17

## Newly listed callable bull/bear contracts (continued)

Code	Issuer	Name of issue	Issue prices (HK\$)	Strike price (HKD) / Strike level per 100 units	Call price (HKD) / Call level per 100 units	Expiry date	No. of issue (units)	Listing date
66224	Credit Suisse	HSBC R Bull CBBC Jan 2010 H	0.2500	78 per 100 units	83 per 100 units	2010/01/11	200,000,000	2009/08/17
66229	Credit Suisse	HSBC R Bear CBBC Jan 2010 I	0.2500	103 per 100 units	98 per 100 units	2010/01/11	200,000,000	2009/08/17
66230	Credit Suisse	HSI R Bear CBBC Dec 2009 T	0.2500	21,500 per 10,000 units	21,000 per 10,000 units	2009/12/30	200,000,000	2009/08/17
66242	Deutsche Bank AG	Sinopec Corp R Bull CBBC Mar 2010 A	0.3200	3.8800	4.6800	2010/03/08	150,000,000	2009/08/17
66243	Deutsche Bank AG	HSI R Bull CBBC Mar 2010 W	0.2900	20,000 per 12,000 units	20,500 per 12,000 units	2010/03/30	300,000,000	2009/08/17
66244	Deutsche Bank AG	HSI R Bull CBBC Mar 2010 X	0.2500	20,400 per 12,000 units	20,900 per 12,000 units	2010/03/30	300,000,000	2009/08/17
66245	Deutsche Bank AG	HSI R Bull CBBC Apr 2010 R	0.2500	19,400 per 40,000 units	20,000 per 40,000 units	2010/04/29	300,000,000	2009/08/17
66246	Deutsche Bank AG	HSI R Bear CBBC Mar 2010 Y	0.3400	23,600 per 12,000 units	23,100 per 12,000 units	2010/03/30	300,000,000	2009/08/17
66247	Deutsche Bank AG	HSI R Bear CBBC Mar 2010 Z	0.4300	24,600 per 12,000 units	24,100 per 12,000 units	2010/03/30	300,000,000	2009/08/17
66231	Goldman Sachs SP (Asia)	HSI R Bear CBBC Apr 2010 H	0.2500	23,900 per 18,000 units	23,400 per 18,000 units	2010/04/29	200,000,000	2009/08/17
66209	KBC Fin Products Int'l Ltd.	CHALCO R Bull CBBC Mar 2010 A	0.3600	7.4800	8.4800	2010/03/01	100,000,000	2009/08/17
66210	KBC Fin Products Int'l Ltd.	CHALCO R Bull CBBC Apr 2010 A	0.4800	6.1800	7.1800	2010/04/01	100,000,000	2009/08/17
66211	KBC Fin Products Int'l Ltd.	China Shenhua R Bull CBBC Feb10A	1.1700	26.4800	28.2800	2010/02/01	48,000,000	2009/08/17
66212	KBC Fin Products Int'l Ltd.	China Shenhua R Bull CBBC Jul10A	0.2500	20.88 per 100 units	22.88 per 100 units	2010/07/20	400,000,000	2009/08/17
66240	KBC Fin Products Int'l Ltd.	HKEx R Bull CBBC Jan 2010 D	0.2500	131.38 per 100 units	138.88 per 100 units	2010/01/08	188,000,000	2009/08/17
66241	KBC Fin Products Int'l Ltd.	HSBC R Bull CBBC Jan 2010 D	0.2500	69 per 100 units	74 per 100 units	2010/01/05	188,000,000	2009/08/17
66238	KBC Fin Products Int'l Ltd.	HSI R Bull CBBC Dec 2009 I	0.2500	20,300 per 10,000 units	20,800 per 10,000 units	2009/12/30	208,000,000	2009/08/17
66239	KBC Fin Products Int'l Ltd.	HSI R Bull CBBC Jan 2010 Q	0.2500	20,400 per 12,000 units	20,900 per 12,000 units	2010/01/28	248,000,000	2009/08/17
66232	UBS AG	BOC HK R Bull CBBC Jan 2010 A	0.2500	12.8800	13.8800	2010/01/18	100,000,000	2009/08/17
66236	UBS AG	BOC HK R Bear CBBC Jan 2010 B	0.3100	18.3800	17.3800	2010/01/18	100,000,000	2009/08/17
66217	UBS AG	BOCL R Bear CBBC Feb 2010 D	0.2500	4.3800	3.9800	2010/02/08	100,000,000	2009/08/17
66214	UBS AG	CUni R Bull CBBC Feb 2010 C	0.2500	9.8800	10.8800	2010/02/22	100,000,000	2009/08/17
66218	UBS AG	CUni R Bear CBBC Feb 2010 D	0.2550	14.3800	13.3800	2010/02/08	100,000,000	2009/08/17
66213	UBS AG	CC Bank R Bull CBBC Feb 2010 D	0.2500	5.1800	5.5800	2010/02/22	100,000,000	2009/08/17
66219	UBS AG	A50 China R Bear CBBC Jan 2010 O	0.2500	15.8800	15.3800	2010/01/11	200,000,000	2009/08/17
66233	UBS AG	R&F R Bull CBBC Jan 2010 E	0.3900	11.3800	12.8800	2010/01/18	100,000,000	2009/08/17
66234	UBS AG	R&F R Bull CBBC Jan 2010 F	0.2900	12.3800	13.8800	2010/01/18	100,000,000	2009/08/17
66215	UBS AG	HSBC R Bear CBBC Feb 2010 H	0.2850	113.88 per 100 units	108.88 per 100 units	2010/02/22	100,000,000	2009/08/17
66225	UBS AG	HSI R Bull CBBC Feb 2010 O	0.2500	20,400 per 10,000 units	20,900 per 10,000 units	2010/02/25	300,000,000	2009/08/17
66220	UBS AG	HSI R Bear CBBC Dec 2009 Q	0.2500	21,500 per 10,000 units	21,000 per 10,000 units	2009/12/30	300,000,000	2009/08/17
66216	UBS AG	ICBC R Bear CBBC Feb 2010 B	0.2500	5.9800	5.5800	2010/02/22	100,000,000	2009/08/17
66235	UBS AG	Shimao R Bull CBBC Jan 2010 E	0.3550	10.3800	11.8800	2010/01/18	100,000,000	2009/08/17
66237	UBS AG	Shimao R Bear CBBC Jan 2010 F	0.4000	17.8800	16.3800	2010/01/18	100,000,000	2009/08/17
65150 <sup>†</sup>	ABN AMRO Bank N.V.	A50 China R Bull CBBC Dec 2009 L	0.1520	13.1000	13.9000	2009/12/21	80,000,000	2009/08/17
66293	BNP Paribas Arbit Issu B.V.	HSI R Bear CBBC Mar 2010 Q	0.2500	23,900 per 14,000 units	23,200 per 14,000 units	2010/03/30	300,000,000	2009/08/18
66298	Credit Suisse	China Life R Bull CBBC Jan 2010 A	0.6500	27.8000	28.8000	2010/01/11	100,000,000	2009/08/18
66299	Credit Suisse	China Life R Bull CBBC Jan 2010 B	0.5000	29.8000	30.8000	2010/01/11	100,000,000	2009/08/18
66300	Credit Suisse	China Life R Bull CBBC Jan 2010 C	0.2500	31.8000	32.8000	2010/01/11	100,000,000	2009/08/18
66304	Credit Suisse	China Life R Bear CBBC Jan 2010 D	0.2500	35.8000	34.8000	2010/01/11	100,000,000	2009/08/18
66305	Credit Suisse	China Life R Bear CBBC Jan 2010 E	0.4000	37.8000	36.8000	2010/01/11	100,000,000	2009/08/18
66306	Credit Suisse	China Life R Bear CBBC Jan 2010 F	0.6000	39.8000	38.8000	2010/01/11	100,000,000	2009/08/18
66277	Credit Suisse	HKEx R Bull CBBC Jan 2010 K	0.2500	142 per 100 units	148 per 100 units	2010/01/11	200,000,000	2009/08/18
66273	Credit Suisse	HKEx R Bear CBBC Jan 2010 I	0.2500	164 per 100 units	158 per 100 units	2010/01/11	200,000,000	2009/08/18



## Newly listed callable bull/bear contracts (continued)

Code	Issuer	Name of issue	Issue prices (HK\$)	Strike price (HKD) / Strike level per 10 units	Call price (HKD) / Call level per 10 units	Expiry date	No. of issue (units)	Listing date
66274	Credit Suisse	HKEx R Bear CBBC Jan 2010 J	0.2500	169 per 100 units	163 per 100 units	2010/01/11	200,000,000	2009/08/18
66294	Deutsche Bank AG	China Mobile R Bear CBBC Jan 2010 C	0.2500	112.68 per 100 units	106.68 per 100 units	2010/01/26	150,000,000	2009/08/18
66295	Deutsche Bank AG	HKEx R Bull CBBC Mar 2010 A	0.2500	133.18 per 100 units	140.18 per 100 units	2010/03/29	150,000,000	2009/08/18
66296	Deutsche Bank AG	HKEx R Bear CBBC Mar 2010 B	0.7000	208.18 per 100 units	200.18 per 100 units	2010/03/29	150,000,000	2009/08/18
66292	Goldman Sachs SP (Asia)	HSI R Bull CBBC Apr 2010 I	0.2500	20,300 per 12,000 units	20,800 per 12,000 units	2010/04/29	200,000,000	2009/08/18
66254	HK Bank	CHALCO R Bull CBBC Mar 2010 A	0.2700	7.2800	8.2800	2010/03/18	88,000,000	2009/08/18
66266	HK Bank	CHALCO R Bear CBBC Mar 2010 B	0.3000	12.8800	11.8800	2010/03/18	88,000,000	2009/08/18
66255	HK Bank	CCHC R Bull CBBC Mar 2010 A	0.3100	8.2800	9.2800	2010/03/18	88,000,000	2009/08/18
66267	HK Bank	CCHC R Bear CBBC Mar 2010 B	0.3800	14.9800	13.6800	2010/03/18	88,000,000	2009/08/18
66263	HK Bank	China Shenhua R Bull CBBC Mar 2010 A	0.6600	26.3800	28.3800	2010/03/18	88,000,000	2009/08/18
66268	HK Bank	China Shenhua R Bear CBBC Mar 2010 B	0.7400	40.2800	38.2800	2010/03/18	88,000,000	2009/08/18
66264	HK Bank	JiangC R Bull CBBC Mar 2010 A	0.4400	13.6800	14.8800	2010/03/18	88,000,000	2009/08/18
66269	HK Bank	JiangC R Bear CBBC Mar 2010 B	0.6000	23.8800	22.2800	2010/03/18	88,000,000	2009/08/18
66265	HK Bank	Shimao R Bull CBBC Mar 2010 A	0.3100	10.8800	11.8800	2010/03/18	88,000,000	2009/08/18
66270	HK Bank	Shimao R Bear CBBC Mar 2010 B	0.4200	18.0800	16.8800	2010/03/18	88,000,000	2009/08/18
66275	KBC Fin Products Int'l Ltd.	HKEx R Bear CBBC Jan 2010 E	0.3000	175.88 per 100 units	167.88 per 100 units	2010/01/11	188,000,000	2009/08/18
66276	KBC Fin Products Int'l Ltd.	HKEx R Bear CBBC Feb 2010 B	0.4100	184.88 per 100 units	176.88 per 100 units	2010/02/10	188,000,000	2009/08/18
66278	KBC Fin Products Int'l Ltd.	HKEx R Bear CBBC Mar 2010 B	0.4700	190.38 per 100 units	182.88 per 100 units	2010/03/01	188,000,000	2009/08/18
66279	KBC Fin Products Int'l Ltd.	HSI R Bull CBBC Jan 2010 R	0.2500	20,500 per 10,000 units	21,000 per 10,000 units	2010/01/28	208,000,000	2009/08/18
66272	KBC Fin Products Int'l Ltd.	HSI R Bear CBBC Dec 2009 K	0.2500	21,500 per 10,000 units	21,000 per 10,000 units	2009/12/30	208,000,000	2009/08/18
66280	KBC Fin Products Int'l Ltd.	HSI R Bear CBBC Feb 2010 R	0.2900	23,500 per 12,000 units	23,000 per 12,000 units	2010/02/25	248,000,000	2009/08/18
66281	KBC Fin Products Int'l Ltd.	HSI R Bear CBBC Mar 2010 N	0.2500	23,800 per 30,000 units	23,000 per 30,000 units	2010/03/30	400,000,000	2009/08/18
66250	CC Rabobank B.A.	HSI R Bull CBBC Mar 2010 G	0.2500	18,700 per 30,000 units	19,200 per 30,000 units	2010/03/30	180,000,000	2009/08/18
66251	CC Rabobank B.A.	HSI R Bull CBBC Mar 2010 H	0.2500	19,200 per 22,000 units	19,700 per 22,000 units	2010/03/30	180,000,000	2009/08/18
66252	CC Rabobank B.A.	HSI R Bull CBBC Mar 2010 K	0.2500	19,700 per 22,000 units	20,200 per 22,000 units	2010/03/30	180,000,000	2009/08/18
66256	CC Rabobank B.A.	HSI R Bear CBBC Mar 2010 J	0.2500	22,000 per 18,000 units	21,500 per 18,000 units	2010/03/30	180,000,000	2009/08/18
66257	CC Rabobank B.A.	HSI R Bear CBBC Mar 2010 L	0.2500	22,200 per 22,000 units	21,700 per 22,000 units	2010/03/30	180,000,000	2009/08/18
66258	CC Rabobank B.A.	HSI R Bear CBBC Mar 2010 M	0.2500	22,400 per 18,000 units	21,900 per 18,000 units	2010/03/30	180,000,000	2009/08/18
66259	CC Rabobank B.A.	HSI R Bear CBBC Mar 2010 N	0.2500	22,500 per 30,000 units	22,000 per 30,000 units	2010/03/30	180,000,000	2009/08/18
66260	CC Rabobank B.A.	HSI R Bear CBBC Mar 2010 O	0.2500	22,600 per 18,000 units	22,100 per 18,000 units	2010/03/30	180,000,000	2009/08/18
66261	CC Rabobank B.A.	HSI R Bear CBBC Mar 2010 P	0.2500	22,800 per 30,000 units	22,300 per 30,000 units	2010/03/30	180,000,000	2009/08/18
66262	CC Rabobank B.A.	HSI R Bear CBBC Mar 2010 Q	0.2500	23,000 per 40,000 units	22,500 per 40,000 units	2010/03/30	180,000,000	2009/08/18
66285	UBS AG	CHALCO R Bull CBBC Feb 2010 H	0.2500	7.8800	8.8800	2010/02/22	100,000,000	2009/08/18
66297	UBS AG	China Mobile R Bull CBBC Jan 2010 K	0.2500	86.88 per 100 units	90.88 per 100 units	2010/01/18	200,000,000	2009/08/18
66290	UBS AG	A50 China R Bull CBBC Jan 2010 P	0.2500	14.3800	14.8800	2010/01/11	200,000,000	2009/08/18
66286	UBS AG	HKEx R Bull CBBC Jan 2010 P	0.2500	142.88 per 100 units	148.88 per 100 units	2010/01/04	200,000,000	2009/08/18
66287	UBS AG	HKEx R Bull CBBC Jan 2010 Q	0.2500	145.38 per 100 units	151.38 per 100 units	2010/01/04	200,000,000	2009/08/18
66271	UBS AG	HKEx R Bear CBBC Jan 2010 O	0.2500	154.88 per 100 units	148.88 per 100 units	2010/01/04	200,000,000	2009/08/18
66291	UBS AG	HKEx R Bear CBBC Jan 2010 R	0.4300	194.88 per 100 units	188.88 per 100 units	2010/01/04	200,000,000	2009/08/18
66282	UBS AG	HSI R Bull CBBC Nov 2009 S	0.2500	20,300 per 12,000 units	20,800 per 12,000 units	2009/11/27	300,000,000	2009/08/18
66283	UBS AG	HSI R Bull CBBC Jan 2010 Y	0.2500	20,500 per 12,000 units	21,000 per 12,000 units	2010/01/28	300,000,000	2009/08/18
66284	UBS AG	HSI R Bull CBBC Feb 2010 X	0.2500	20,300 per 38,000 units	20,800 per 38,000 units	2010/02/25	400,000,000	2009/08/18
66288	UBS AG	HSI R Bear CBBC May 2010 O	0.2500	23,500 per 20,000 units	23,000 per 20,000 units	2010/05/28	300,000,000	2009/08/18

## Newly listed callable bull/bear contracts (continued)

Code	Issuer	Name of issue	Issue prices (HK\$)	Strike price (HKD) / Strike level per 10 units	Call price (HKD) / Call level per 10 units	Expiry date	No. of issue (units)	Listing date
66289	UBS AG	HSI R Bear CBBC May 2010 P	0.2950	24,500 per 12,000 units	24,000 per 12,000 units	2010/05/28	300,000,000	2009/08/18
66336	ABN AMRO Bank N.V.	A50 China R Bear CBBC Jan 2010 X	0.2500	15.7800	14.9800	2010/01/18	80,000,000	2009/08/19
66337	ABN AMRO Bank N.V.	A50 China R Bear CBBC Jan 2010 Y	0.2500	16.1200	15.3200	2010/01/18	80,000,000	2009/08/19
66338	ABN AMRO Bank N.V.	HSI R Bull CBBC Feb 2010 A	0.2500	18,300 per 13,000 units	18,900 per 13,000 units	2010/02/25	250,000,000	2009/08/19
66334	ABN AMRO Bank N.V.	HSI R Bear CBBC Jan 2010 Q	0.2500	21,100 per 13,000 units	20,500 per 13,000 units	2010/01/28	250,000,000	2009/08/19
66335	ABN AMRO Bank N.V.	HSI R Bear CBBC Jan 2010 Z	0.2500	21,500 per 13,000 units	20,900 per 13,000 units	2010/01/28	250,000,000	2009/08/19
66342	ABN AMRO Bank N.V.	HSI R Bear CBBC Feb 2010 B	0.2500	21,100 per 10,000 units	20,600 per 10,000 units	2010/02/25	250,000,000	2009/08/19
66315	Credit Suisse	A50 China R Bull CBBC Jan 2010 K	0.2500	12.7000	13.3000	2010/01/11	200,000,000	2009/08/19
66319	Credit Suisse	A50 China R Bear CBBC Jan 2010 L	0.2500	15.9000	15.3000	2010/01/11	200,000,000	2009/08/19
66316	Credit Suisse	HSI R Bull CBBC Dec 2009 U	0.2500	20,000 per 10,000 units	20,500 per 10,000 units	2009/12/30	200,000,000	2009/08/19
66314	Deutsche Bank AG	HSI R Bear CBBC Feb 2010 B	0.2500	21,400 per 12,000 units	20,900 per 12,000 units	2010/02/25	300,000,000	2009/08/19
66321	KBC Fin Products Int'l Ltd.	HKEx R Bear CBBC Jan 2010 F	0.2500	157.88 per 100 units	151.88 per 100 units	2010/01/04	188,000,000	2009/08/19
66322	KBC Fin Products Int'l Ltd.	HSBC R Bear CBBC Jan 2010 E	0.2500	91 per 100 units	86 per 100 units	2010/01/08	188,000,000	2009/08/19
66323	KBC Fin Products Int'l Ltd.	HSI R Bear CBBC Dec 2009 Y	0.2500	21,100 per 10,000 units	20,600 per 10,000 units	2009/12/30	208,000,000	2009/08/19
66324	KBC Fin Products Int'l Ltd.	HSI R Bear CBBC Jan 2010 U	0.2500	21,300 per 12,000 units	20,800 per 12,000 units	2010/01/28	248,000,000	2009/08/19
66307	SGA Societe Generale Acceptance N.V.	HSI R Bear CBBC Apr10K	0.3100	23,900 per 15,000 units	23,300 per 15,000 units	2010/04/29	300,000,000	2009/08/19
66308	SGA Societe Generale Acceptance N.V.	HSI R Bear CBBC Apr10L	0.4900	24,100 per 10,000 units	23,500 per 10,000 units	2010/04/29	300,000,000	2009/08/19
66309	SGA Societe Generale Acceptance N.V.	HSI R Bear CBBC Apr10M	0.3350	24,200 per 15,000 units	23,600 per 15,000 units	2010/04/29	300,000,000	2009/08/19
66310	SGA Societe Generale Acceptance N.V.	HSI R Bear CBBC Apr10N	0.4300	24,300 per 12,000 units	23,700 per 12,000 units	2010/04/29	300,000,000	2009/08/19
66311	SGA Societe Generale Acceptance N.V.	HSI R Bear CBBC Apr10O	0.5300	24,400 per 10,000 units	23,800 per 10,000 units	2010/04/29	300,000,000	2009/08/19
66312	SGA Societe Generale Acceptance N.V.	HSI R Bear CBBC Apr10P	0.3600	24,500 per 15,000 units	23,900 per 15,000 units	2010/04/29	300,000,000	2009/08/19
66313	SGA Societe Generale Acceptance N.V.	HSI R Bear CBBC Apr10Q	0.4600	24,600 per 12,000 units	24,000 per 12,000 units	2010/04/29	300,000,000	2009/08/19
66317	UBS AG	China Mobile R Bear CBBC Jan 2010 L	0.2500	94.88 per 100 units	90.88 per 100 units	2010/01/18	200,000,000	2009/08/19
66303	UBS AG	China Life R Bull CBBC Jan 2010 L	0.2500	32.8800	33.8800	2010/01/11	200,000,000	2009/08/19
66325	UBS AG	China Life R Bear CBBC Jan 2010 M	0.2500	34.8800	33.8800	2010/01/11	200,000,000	2009/08/19
66326	UBS AG	Sinopec Corp R Bear CBBC Feb 2010 E	0.2500	7.3800	6.8800	2010/02/22	100,000,000	2009/08/19
66327	UBS AG	China Shenhua R Bear CBBC Jan 2010 G	0.4600	36.3800	33.8800	2010/01/18	100,000,000	2009/08/19
66330	UBS AG	A50 China R Bear CBBC Jan 2010 Q	0.2500	15.3800	14.8800	2010/01/11	200,000,000	2009/08/19
66329	UBS AG	HSBC R Bear CBBC Feb 2010 I	0.2500	88.88 per 100 units	83.88 per 100 units	2010/02/22	100,000,000	2009/08/19
66320	UBS AG	HSI R Bull CBBC Nov 2009 C	0.2500	20,000 per 10,000 units	20,500 per 10,000 units	2009/11/27	300,000,000	2009/08/19
66301	UBS AG	HSI R Bull CBBC Nov 2009 T	0.2500	20,200 per 10,000 units	20,700 per 10,000 units	2009/11/27	300,000,000	2009/08/19
66302	UBS AG	HSI R Bull CBBC May 2010 Q	0.2500	20,500 per 20,000 units	21,000 per 20,000 units	2010/05/28	300,000,000	2009/08/19
66331	UBS AG	HSI R Bear CBBC Dec 2009 E	0.2500	21,000 per 10,000 units	20,500 per 10,000 units	2009/12/30	300,000,000	2009/08/19
66332	UBS AG	HSI R Bear CBBC Dec 2009 I	0.2500	21,300 per 12,000 units	20,800 per 12,000 units	2009/12/30	300,000,000	2009/08/19
66328	UBS AG	Jiangxi Copper R Bull CBBC Mar 2010 K	0.4800	12.3800	13.8800	2010/03/01	100,000,000	2009/08/19
66333	UBS AG	Jiangxi Copper R Bear CBBC Mar 2010 L	0.2500	19.3800	17.8800	2010/03/01	100,000,000	2009/08/19
66318	UBS AG	Petrochina R Bear CBBC Feb 2010 D	0.2500	9.9800	9.3800	2010/02/22	100,000,000	2009/08/19
66349	ABN AMRO Bank N.V.	A50 China R Bull CBBC Jan 2010 Z	0.2500	13.7800	14.5800	2010/01/18	80,000,000	2009/08/20
66343	Credit Suisse	HKEx R Bear CBBC Jan 2010 L	0.3000	174 per 100 units	168 per 100 units	2010/01/11	200,000,000	2009/08/20
66345	Deutsche Bank AG	HSI R Bull CBBC Feb 2010 O	0.2500	20,200 per 12,000 units	20,700 per 12,000 units	2010/02/25	300,000,000	2009/08/20
66347	Goldman Sachs SP (Asia)	HSI R Bull CBBC Apr 2010 J	0.2500	20,100 per 12,000 units	20,600 per 12,000 units	2010/04/29	200,000,000	2009/08/20
66348	KBC Fin Products Int'l Ltd.	HSI R Bull CBBC Feb 2010 S	0.2500	20,100 per 12,000 units	20,600 per 12,000 units	2010/02/25	248,000,000	2009/08/20
66344	KBC Fin Products Int'l Ltd.	SHK Ppt R Bull CBBC Jan 2010 C	0.2500	98.88 per 100 units	106.88 per 100 units	2010/01/11	188,000,000	2009/08/20

## Newly listed callable bull/bear contracts (continued)

Code	Issuer	Name of issue	Issue prices (HK\$)	Strike price (HKD) / Strike level per 10 units	Call price (HKD) / Call level per 10 units	Expiry date	No. of issue (units)	Listing date
66346	UBS AG	HSI R Bear CBBC Nov 2009 X	0.2500	21,400 per 10,000 units	20,900 per 10,000 units	2009/11/27	300,000,000	2009/08/20
66339	UBS AG	HSI R Bear CBBC Nov 2009 Y	0.2500	21,100 per 12,000 units	20,600 per 12,000 units	2009/11/27	300,000,000	2009/08/20
66340	UBS AG	HSI R Bear CBBC Feb 2010 Y	0.2500	21,300 per 38,000 units	20,800 per 38,000 units	2010/02/25	400,000,000	2009/08/20
66341	UBS AG	HSI R Bear CBBC Apr 2010 H	0.2500	21,000 per 20,000 units	20,500 per 20,000 units	2010/04/29	300,000,000	2009/08/20
66351	UBS AG	China Mobile R Bear CBBC Jan 2010 M	0.2500	97.08 per 100 units	93.08 per 100 units	2010/01/18	200,000,000	2009/08/21
66352	UBS AG	A50 China R Bull CBBC Jan 2010 R	0.2500	13.6300	14.1300	2010/01/11	200,000,000	2009/08/21
66350	UBS AG	HSI R Bull CBBC Nov 2009 Z	0.2500	20,100 per 12,000 units	20,600 per 12,000 units	2009/11/27	300,000,000	2009/08/21
66354	UBS AG	HSI R Bear CBBC Nov 2009 D	0.2750	24,100 per 12,000 units	23,600 per 12,000 units	2009/11/27	300,000,000	2009/08/21
66355	UBS AG	HSI R Bear CBBC Nov 2009 I	0.2900	24,300 per 12,000 units	23,800 per 12,000 units	2009/11/27	300,000,000	2009/08/21
66356	UBS AG	HSI R Bear CBBC Nov 2009 L	0.3750	24,600 per 10,000 units	24,100 per 10,000 units	2009/11/27	300,000,000	2009/08/21
66357	UBS AG	HSI R Bear CBBC Nov 2009 P	0.2500	21,500 per 12,000 units	21,000 per 12,000 units	2009/11/27	300,000,000	2009/08/21
66358	UBS AG	HSI R Bear CBBC Nov 2009 U	0.2500	21,200 per 10,000 units	20,700 per 10,000 units	2009/11/27	300,000,000	2009/08/21
66407	ABN AMRO Bank N.V.	CCHC R Bull CBBC Jan 2010 C	0.2500	8.8800	9.8800	2010/01/11	80,000,000	2009/08/24
66353	ABN AMRO Bank N.V.	DJIA R Bull CBBC Dec 2009 E	0.3740	8,480 per 20,000 units	8,880 per 20,000 units	2009/12/18	40,000,000	2009/08/24
66413	ABN AMRO Bank N.V.	A50 China R Bear CBBC Jan 2010 E	0.2500	15.3800	14.5800	2010/01/18	80,000,000	2009/08/24
66412	ABN AMRO Bank N.V.	A50 China R Bear CBBC Jan 2010 P	0.2500	15.0200	14.2200	2010/01/18	80,000,000	2009/08/24
66411	ABN AMRO Bank N.V.	A50 China R Bear CBBC Jan 2010 Q	0.2500	14.7800	13.9800	2010/01/18	80,000,000	2009/08/24
66408	ABN AMRO Bank N.V.	HSI R Bull CBBC Feb 2010 C	0.2590	17,000 per 13,000 units	17,600 per 13,000 units	2010/02/25	250,000,000	2009/08/24
66409	ABN AMRO Bank N.V.	HSI R Bull CBBC Feb 2010 D	0.2500	17,500 per 13,000 units	18,100 per 13,000 units	2010/02/25	250,000,000	2009/08/24
66410	ABN AMRO Bank N.V.	HSI R Bull CBBC Feb 2010 E	0.2500	17,900 per 13,000 units	18,500 per 13,000 units	2010/02/25	250,000,000	2009/08/24
66414	ABN AMRO Bank N.V.	HSI R Bear CBBC Feb 2010 F	0.2500	20,700 per 13,000 units	20,200 per 13,000 units	2010/02/25	250,000,000	2009/08/24
66415	ABN AMRO Bank N.V.	HSI R Bear CBBC Feb 2010 G	0.2500	20,800 per 10,000 units	20,300 per 10,000 units	2010/02/25	250,000,000	2009/08/24
66364	Credit Suisse	A50 China R Bull CBBC Jan 2010 M	0.2500	11.7000	12.3000	2010/01/11	200,000,000	2009/08/24
66365	Credit Suisse	A50 China R Bull CBBC Jan 2010 N	0.2500	12.2000	12.8000	2010/01/11	200,000,000	2009/08/24
66369	Credit Suisse	A50 China R Bear CBBC Jan 2010 O	0.2500	15.4000	14.8000	2010/01/11	200,000,000	2009/08/24
66366	Credit Suisse	HSI R Bull CBBC Jan 2010 A	0.2500	16,200 per 38,000 units	16,800 per 38,000 units	2010/01/28	190,000,000	2009/08/24
66370	Credit Suisse	HSI R Bear CBBC Jan 2010 B	0.2500	21,000 per 10,000 units	20,500 per 10,000 units	2010/01/28	200,000,000	2009/08/24
66399	Deutsche Bank AG	China Life R Bear CBBC Feb 2010 A	0.3500	34.6800	33.6800	2010/02/08	150,000,000	2009/08/24
66400	Deutsche Bank AG	China Life R Bear CBBC Feb 2010 B	0.4500	35.6800	34.6800	2010/02/08	150,000,000	2009/08/24
66376	Deutsche Bank AG	A50 China R Bear CBBC Feb 2010 A	0.2500	15.9800	15.1800	2010/02/08	150,000,000	2009/08/24
66401	Deutsche Bank AG	HKEx R Bear CBBC Feb 2010 A	0.2500	157.18 per 100 units	150.18 per 100 units	2010/02/08	150,000,000	2009/08/24
66402	Deutsche Bank AG	HSI R Bull CBBC May 2010 C	0.2500	16,400 per 40,000 units	17,000 per 40,000 units	2010/05/28	300,000,000	2009/08/24
66403	Deutsche Bank AG	HSI R Bear CBBC Jan 2010 Q	0.2500	20,900 per 15,000 units	20,200 per 15,000 units	2010/01/28	300,000,000	2009/08/24
66405	Deutsche Bank AG	HSI R Bear CBBC Feb 2010 C	0.2700	21,100 per 15,000 units	20,400 per 15,000 units	2010/02/25	300,000,000	2009/08/24
66404	Deutsche Bank AG	HSI R Bear CBBC Feb 2010 H	0.2800	21,000 per 12,000 units	20,500 per 12,000 units	2010/02/25	300,000,000	2009/08/24
66406	Deutsche Bank AG	HSI R Bear CBBC Feb 2010 Z	0.3000	21,200 per 12,000 units	20,700 per 12,000 units	2010/02/25	300,000,000	2009/08/24
66416	Goldman Sachs SP (Asia)	HSI R Bear CBBC Apr 2010 K	0.2500	20,900 per 15,000 units	20,400 per 15,000 units	2010/04/29	200,000,000	2009/08/24
66417	Goldman Sachs SP (Asia)	HSI R Bear CBBC Apr 2010 L	0.2500	21,100 per 15,000 units	20,600 per 15,000 units	2010/04/29	200,000,000	2009/08/24
66418	Goldman Sachs SP (Asia)	HSI R Bear CBBC Apr 2010 M	0.2500	21,300 per 35,000 units	20,800 per 35,000 units	2010/04/29	200,000,000	2009/08/24
66419	Goldman Sachs SP (Asia)	HSI R Bear CBBC Apr 2010 N	0.2500	21,500 per 35,000 units	21,000 per 35,000 units	2010/04/29	200,000,000	2009/08/24
66367	KBC Fin Products Int'l Ltd.	A50 China R Bull CBBC Jan 10E	0.2500	12.9800	13.7800	2010/01/08	188,000,000	2009/08/24
66368	KBC Fin Products Int'l Ltd.	HSI R Bull CBBC Dec 2009 U	0.2500	19,600 per 12,000 units	20,200 per 12,000 units	2009/12/30	248,000,000	2009/08/24
66359	KBC Fin Products Int'l Ltd.	HSI R Bull CBBC Jan 2010 A	0.2500	19,900 per 10,000 units	20,400 per 10,000 units	2010/01/28	208,000,000	2009/08/24

## Newly listed callable bull/bear contracts (continued)

Code	Issuer	Name of issue	Issue prices (HK\$)	Strike price (HKD) / Strike level per 10 units	Call price (HKD) / Call level per 10 units	Expiry date	No. of issue (units)	Listing date
66377	KBC Fin Products Int'l Ltd.	HSI R Bear CBBC Dec 2009 L	0.2500	20,700 per 10,000 units	20,200 per 10,000 units	2009/12/30	208,000,000	2009/08/24
66378	KBC Fin Products Int'l Ltd.	HSI R Bear CBBC Dec 2009 N	0.2500	21,000 per 15,000 units	20,500 per 15,000 units	2009/12/30	308,000,000	2009/08/24
66379	KBC Fin Products Int'l Ltd.	HSI R Bear CBBC Jan 2010 B	0.2500	21,000 per 12,000 units	20,400 per 12,000 units	2010/01/28	248,000,000	2009/08/24
66371	CC Rabobank B.A.	HSI R Bull CBBC Apr 2010 A	0.2500	18,200 per 30,000 units	18,700 per 30,000 units	2010/04/29	180,000,000	2009/08/24
66372	CC Rabobank B.A.	HSI R Bull CBBC Apr 2010 B	0.2500	18,600 per 22,000 units	19,100 per 22,000 units	2010/04/29	180,000,000	2009/08/24
66374	CC Rabobank B.A.	HSI R Bear CBBC Mar 2010 A	0.2500	21,400 per 22,000 units	20,900 per 22,000 units	2010/03/30	180,000,000	2009/08/24
66373	CC Rabobank B.A.	HSI R Bear CBBC Mar 2010 R	0.2500	21,100 per 15,000 units	20,600 per 15,000 units	2010/03/30	180,000,000	2009/08/24
66375	CC Rabobank B.A.	HSI R Bear CBBC Mar 2010 Z	0.2500	20,800 per 15,000 units	20,300 per 15,000 units	2010/03/30	180,000,000	2009/08/24
66384	UBS AG	CHALCO R Bear CBBC Feb 2010 I	0.2500	10.8800	9.8800	2010/02/22	100,000,000	2009/08/24
66360	UBS AG	China Mobile R Bull CBBC Jan 2010 N	0.2500	80.88 per 100 units	84.88 per 100 units	2010/01/18	200,000,000	2009/08/24
66395	UBS AG	China Mobile R Bear CBBC Jan 2010 O	0.2500	90.88 per 100 units	86.88 per 100 units	2010/01/18	200,000,000	2009/08/24
66382	UBS AG	China Tel R Bull CBBC Feb 2010 C	0.2500	2.6800	3.0800	2010/02/22	100,000,000	2009/08/24
66386	UBS AG	China Tel R Bear CBBC Jan 2010 C	0.2500	4.7800	4.3800	2010/01/18	100,000,000	2009/08/24
66383	UBS AG	CUni R Bull CBBC Feb 2010 E	0.3150	7.8800	8.8800	2010/02/22	100,000,000	2009/08/24
66381	UBS AG	CCHC R Bull CBBC Mar 2010 G	0.2500	8.8800	9.8800	2010/03/01	100,000,000	2009/08/24
66385	UBS AG	CCHC R Bear CBBC Mar 2010 H	0.2500	11.8800	10.8800	2010/03/01	100,000,000	2009/08/24
66396	UBS AG	China Life R Bear CBBC Jan 2010 N	0.2500	33.8800	32.8800	2010/01/11	200,000,000	2009/08/24
66387	UBS AG	CNOOC R Bear CBBC Feb 2010 F	0.2500	11.6800	10.8800	2010/02/22	100,000,000	2009/08/24
66361	UBS AG	A50 China R Bull CBBC Jan 2010 S	0.2500	13.8800	14.3800	2010/01/11	200,000,000	2009/08/24
66397	UBS AG	A50 China R Bear CBBC Jan 2010 T	0.2500	14.3800	13.8800	2010/01/11	200,000,000	2009/08/24
66398	UBS AG	A50 China R Bear CBBC Jan 2010 U	0.2500	14.8800	14.3800	2010/01/11	200,000,000	2009/08/24
66388	UBS AG	HKEx R Bull CBBC Jan 2010 S	0.2500	137.88 per 100 units	143.88 per 100 units	2010/01/04	200,000,000	2009/08/24
66392	UBS AG	HKEx R Bear CBBC Jan 2010 T	0.2500	149.88 per 100 units	143.88 per 100 units	2010/01/04	200,000,000	2009/08/24
66393	UBS AG	HSCEI R Bull CBBC Feb 2010 P	0.2500	9,500 per 20,000 units	10,000 per 20,000 units	2010/02/25	100,000,000	2009/08/24
66394	UBS AG	HSCEI R Bull CBBC Feb 2010 R	0.2500	10,000 per 20,000 units	10,500 per 20,000 units	2010/02/25	100,000,000	2009/08/24
66389	UBS AG	HSCEI R Bear CBBC Feb 2010 Q	0.2500	12,300 per 20,000 units	11,800 per 20,000 units	2010/02/25	100,000,000	2009/08/24
66380	UBS AG	HSI R Bull CBBC Nov 2009 B	0.2500	19,600 per 10,000 units	20,100 per 10,000 units	2009/11/27	300,000,000	2009/08/24
66362	UBS AG	HSI R Bull CBBC Nov 2009 V	0.2500	19,900 per 12,000 units	20,400 per 12,000 units	2009/11/27	300,000,000	2009/08/24
66363	UBS AG	HSI R Bull CBBC Dec 2009 G	0.2500	19,800 per 38,000 units	20,300 per 38,000 units	2009/12/30	400,000,000	2009/08/24
66391	UBS AG	HSI R Bear CBBC Dec 2009 B	0.2500	20,800 per 38,000 units	20,300 per 38,000 units	2009/12/30	400,000,000	2009/08/24
66390	UBS AG	HSI R Bear CBBC Dec 2009 J	0.2500	20,700 per 12,000 units	20,200 per 12,000 units	2009/12/30	300,000,000	2009/08/24
66431	BNP Paribas Arbit Issu B.V.	HSI R Bear CBBC Mar 2010 R	0.2500	21,100 per 12,000 units	20,400 per 12,000 units	2010/03/30	300,000,000	2009/08/25
66432	BNP Paribas Arbit Issu B.V.	HSI R Bear CBBC Mar 2010 S	0.2500	21,600 per 16,000 units	20,800 per 16,000 units	2010/03/30	300,000,000	2009/08/25
66433	BNP Paribas Arbit Issu B.V.	HSI R Bear CBBC Mar 2010 T	0.2500	21,700 per 14,000 units	21,000 per 14,000 units	2010/03/30	300,000,000	2009/08/25
66442	Credit Suisse	China Life R Bull CBBC Jan 2010 G	0.4950	26.8000	27.8000	2010/01/25	200,000,000	2009/08/25
66420	Credit Suisse	HKEx R Bull CBBC Jan 2010 M	0.2600	117 per 100 units	123 per 100 units	2010/01/11	200,000,000	2009/08/25
66424	Credit Suisse	HKEx R Bear CBBC Jan 2010 N	0.2500	154 per 100 units	148 per 100 units	2010/01/11	200,000,000	2009/08/25
66425	Credit Suisse	HKEx R Bear CBBC Jan 2010 O	0.2500	159 per 100 units	153 per 100 units	2010/01/11	200,000,000	2009/08/25
66443	Credit Suisse	HSI R Bull CBBC Jan 2010 C	0.2500	19,500 per 10,000 units	20,000 per 10,000 units	2010/01/28	200,000,000	2009/08/25
66446	Deutsche Bank AG	HSI R Bull CBBC Feb 2010 J	0.2800	19,500 per 12,000 units	20,000 per 12,000 units	2010/02/25	300,000,000	2009/08/25
66447	Deutsche Bank AG	HSI R Bull CBBC Feb 2010 P	0.2600	19,700 per 12,000 units	20,200 per 12,000 units	2010/02/25	300,000,000	2009/08/25
66448	Deutsche Bank AG	HSI R Bear CBBC Dec 2009 Z	0.2500	21,300 per 15,000 units	20,600 per 15,000 units	2009/12/30	300,000,000	2009/08/25
66449	Deutsche Bank AG	HSI R Bear CBBC Jan 2010 X	0.2800	21,700 per 15,000 units	21,000 per 15,000 units	2010/01/28	300,000,000	2009/08/25

## Newly listed callable bull/bear contracts (continued)

Code	Issuer	Name of issue	Issue prices (HK\$)	Strike price (HKD) / Strike level per 10 units	Call price (HKD) / Call level per 10 units	Expiry date	No. of issue (units)	Listing date
66421	HK Bank	HSI R Bear CBBC Jun 2010 E	0.2500	21,600 per 25,000 units	20,800 per 25,000 units	2010/06/29	220,000,000	2009/08/25
66422	KBC Fin Products Int'l Ltd.	HSI R Bull CBBC Jan 2010 F	0.2500	19,500 per 10,000 units	20,000 per 10,000 units	2010/01/28	208,000,000	2009/08/25
66434	KBC Fin Products Int'l Ltd.	HSI R Bear CBBC Jan 2010 V	0.2500	20,600 per 12,000 units	20,100 per 12,000 units	2010/01/28	248,000,000	2009/08/25
66435	KBC Fin Products Int'l Ltd.	HSI R Bear CBBC Mar 2010 O	0.2500	21,800 per 30,000 units	21,000 per 30,000 units	2010/03/30	400,000,000	2009/08/25
66437	UBS AG	China Mobile R Bear CBBC Jan 2010 P	0.2500	88.88 per 100 units	84.88 per 100 units	2010/01/18	200,000,000	2009/08/25
66436	UBS AG	China Life R Bear CBBC Jan 2010 O	0.2500	32.8800	31.8800	2010/01/11	200,000,000	2009/08/25
66444	UBS AG	A50 China R Bull CBBC Jan 2010 V	0.2500	13.3800	13.8800	2010/01/11	200,000,000	2009/08/25
66423	UBS AG	HSI R Bull CBBC Dec 2009 F	0.2500	19,500 per 12,000 units	20,000 per 12,000 units	2009/12/30	300,000,000	2009/08/25
66445	UBS AG	HSI R Bull CBBC Dec 2009 S	0.2500	19,800 per 10,000 units	20,300 per 10,000 units	2009/12/30	300,000,000	2009/08/25
66426	UBS AG	HSI R Bull CBBC Jan 2010 A	0.2500	18,000 per 20,000 units	18,500 per 20,000 units	2010/01/28	300,000,000	2009/08/25
66427	UBS AG	HSI R Bull CBBC Feb 2010 R	0.2900	16,700 per 12,000 units	17,200 per 12,000 units	2010/02/25	300,000,000	2009/08/25
66428	UBS AG	HSI R Bull CBBC Feb 2010 Z	0.2500	17,500 per 20,000 units	18,000 per 20,000 units	2010/02/25	300,000,000	2009/08/25
66429	UBS AG	HSI R Bull CBBC Apr 2010 J	0.2500	17,000 per 20,000 units	17,500 per 20,000 units	2010/04/29	300,000,000	2009/08/25
66430	UBS AG	HSI R Bull CBBC May 2010 R	0.2500	16,500 per 20,000 units	17,000 per 20,000 units	2010/05/28	300,000,000	2009/08/25
66439	UBS AG	HSI R Bear CBBC Nov 2009 S	0.2500	20,600 per 10,000 units	20,100 per 10,000 units	2009/11/27	300,000,000	2009/08/25
66440	UBS AG	HSI R Bear CBBC Dec 2009 O	0.2500	21,000 per 10,000 units	20,500 per 10,000 units	2009/12/30	300,000,000	2009/08/25
66441	UBS AG	HSI R Bear CBBC Jan 2010 C	0.2500	20,900 per 12,000 units	20,400 per 12,000 units	2010/01/28	300,000,000	2009/08/25
66438	UBS AG	Petrochina R Bear CBBC Feb 2010 E	0.2500	9.4800	8.8800	2010/02/22	100,000,000	2009/08/25
66499	ABN AMRO Bank N.V.	China Mobile R Bull CBBC Jan 2010 A	0.2500	70.60 per 100 units	74.60 per 100 units	2010/01/11	80,000,000	2009/08/26
66500	ABN AMRO Bank N.V.	China Mobile R Bull CBBC Jan 2010 B	0.2500	74.60 per 100 units	78.60 per 100 units	2010/01/11	80,000,000	2009/08/26
66504	ABN AMRO Bank N.V.	China Mobile R Bear CBBC Jan 2010 C	0.2500	91.60 per 100 units	87.60 per 100 units	2010/01/11	80,000,000	2009/08/26
66503	ABN AMRO Bank N.V.	CC Bank R Bear CBBC Jan 2010 A	0.2500	6.8800	6.0800	2010/01/18	80,000,000	2009/08/26
66497	ABN AMRO Bank N.V.	A50 China R Bull CBBC Jan 2010 J	0.2830	10.7800	11.5800	2010/01/18	80,000,000	2009/08/26
66498	ABN AMRO Bank N.V.	A50 China R Bull CBBC Jan 2010 K	0.2500	11.4800	12.2800	2010/01/18	80,000,000	2009/08/26
66502	ABN AMRO Bank N.V.	A50 China R Bear CBBC Jan 2010 I	0.2500	14.3800	13.5800	2010/01/18	80,000,000	2009/08/26
66501	ABN AMRO Bank N.V.	HKEx R Bear CBBC Jan 2010 D	0.2500	153.88 per 100 units	145.88 per 100 units	2010/01/18	80,000,000	2009/08/26
66505	ABN AMRO Bank N.V.	HSI R Bear CBBC Feb 2010 H	0.2500	20,500 per 13,000 units	20,000 per 13,000 units	2010/02/25	250,000,000	2009/08/26
66507	Credit Suisse	China Mobile R Bear CBBC Jan 2010 I	0.2500	93 per 100 units	88 per 100 units	2010/01/25	200,000,000	2009/08/26
66465	Credit Suisse	China Life R Bull CBBC Jan 2010 H	0.6600	25.8000	26.8000	2010/01/25	100,000,000	2009/08/26
66467	Credit Suisse	A50 China R Bull CBBC Jan 2010 P	0.3250	10.7000	11.3000	2010/01/25	200,000,000	2009/08/26
66468	Credit Suisse	A50 China R Bull CBBC Jan 2010 Q	0.2750	11.2000	11.8000	2010/01/25	200,000,000	2009/08/26
66508	Credit Suisse	A50 China R Bear CBBC Jan 2010 R	0.2500	14.9000	14.3000	2010/01/25	200,000,000	2009/08/26
66466	Credit Suisse	HKEx R Bull CBBC Jan 2010 P	0.3200	112 per 100 units	118 per 100 units	2010/01/25	200,000,000	2009/08/26
66469	Credit Suisse	HSI R Bull CBBC Jan 2010 D	0.4400	16,000 per 10,000 units	16,500 per 10,000 units	2010/01/28	200,000,000	2009/08/26
66506	Credit Suisse	HSI R Bull CBBC Jan 2010 E	0.4500	15,500 per 10,000 units	16,000 per 10,000 units	2010/01/28	200,000,000	2009/08/26
66510	Credit Suisse	HSI R Bear CBBC Jan 2010 F	0.2500	20,500 per 10,000 units	20,000 per 10,000 units	2010/01/28	200,000,000	2009/08/26
66495	Deutsche Bank AG	HSI R Bear CBBC Jan 2010 I	0.2500	20,700 per 15,000 units	20,000 per 15,000 units	2010/01/28	300,000,000	2009/08/26
66496	Deutsche Bank AG	HSI R Bear CBBC Jan 2010 O	0.2700	20,800 per 12,000 units	20,300 per 12,000 units	2010/01/28	300,000,000	2009/08/26
66480	KBC Fin Products Int'l Ltd.	A50 China R Bull CBBC Dec 09 C	0.2500	12.6800	13.3800	2009/12/04	188,000,000	2009/08/26
66486	KBC Fin Products Int'l Ltd.	A50 China R Bear CBBC Dec 09 D	0.2500	14.3000	13.6800	2009/12/15	188,000,000	2009/08/26
66470	KBC Fin Products Int'l Ltd.	A50 China R Bear CBBC Jan 10 F	0.2500	14.8800	14.1800	2010/01/08	188,000,000	2009/08/26
66471	KBC Fin Products Int'l Ltd.	A50 China R Bear CBBC Jan 10 G	0.2500	15.3300	14.6800	2010/01/04	188,000,000	2009/08/26
66472	KBC Fin Products Int'l Ltd.	A50 China R Bear CBBC Jan 10 H	0.2500	15.8300	15.1800	2010/01/15	188,000,000	2009/08/26



## Newly listed callable bull/bear contracts (continued)

Code	Issuer	Name of issue	Issue prices (HK\$)	Strike price (HKD) / Strike level per 10 units	Call price (HKD) / Call level per 10 units	Expiry date	No. of issue (units)	Listing date
66473	KBC Fin Products Int'l Ltd.	HSI R Bull CBBC Mar 2010 P	0.2500	17,200 per 30,000 units	18,000 per 30,000 units	2010/03/30	400,000,000	2009/08/26
66481	KBC Fin Products Int'l Ltd.	HSI R Bear CBBC Feb 2010 T	0.2500	20,500 per 15,000 units	20,000 per 15,000 units	2010/02/25	308,000,000	2009/08/26
66478	CC Rabobank B.A.	A50 China R Bull CBBC Mar 2010 A	0.2800	11.4800	12.2800	2010/03/30	100,000,000	2009/08/26
66479	CC Rabobank B.A.	A50 China R Bull CBBC Mar 2010 B	0.2500	11.9800	12.7800	2010/03/30	100,000,000	2009/08/26
66483	CC Rabobank B.A.	A50 China R Bear CBBC Mar 2010 C	0.2500	15.0800	14.2800	2010/03/30	100,000,000	2009/08/26
66484	CC Rabobank B.A.	A50 China R Bear CBBC Mar 2010 D	0.2500	15.5800	14.7800	2010/03/30	100,000,000	2009/08/26
66485	CC Rabobank B.A.	A50 China R Bear CBBC Mar 2010 E	0.2600	16.0800	15.2800	2010/03/30	100,000,000	2009/08/26
66451	SGA Societe Generale Acceptance N.V.	CMob R Bear CBBC Jan10I	0.2500	97 per 100 units	92 per 100 units	2010/01/13	300,000,000	2009/08/26
66450	SGA Societe Generale Acceptance N.V.	CCoal R Bear CBBC Jan10G	0.3400	13.2000	12.0000	2010/01/13	100,000,000	2009/08/26
66453	SGA Societe Generale Acceptance N.V.	A50 R Bear CBBC Jan10V	0.2500	15.2000	14.5000	2010/01/20	150,000,000	2009/08/26
66454	SGA Societe Generale Acceptance N.V.	A50 R Bear CBBC Jan10W	0.2500	15.8000	15.0000	2010/01/20	150,000,000	2009/08/26
66455	SGA Societe Generale Acceptance N.V.	A50 R Bear CBBC Jan10X	0.2500	16.3000	15.5000	2010/01/20	150,000,000	2009/08/26
66456	SGA Societe Generale Acceptance N.V.	A50 R Bear CBBC Jan10Y	0.3000	16.8000	16.0000	2010/01/20	150,000,000	2009/08/26
66452	SGA Societe Generale Acceptance N.V.	HKEx R Bear CBBC Jan10R	0.2500	158 per 100 units	149 per 100 units	2010/01/13	150,000,000	2009/08/26
66460	SGA Societe Generale Acceptance N.V.	HSI R Bear CBBC Apr10R	0.2500	21,300 per 15,000 units	20,700 per 15,000 units	2010/04/29	300,000,000	2009/08/26
66461	SGA Societe Generale Acceptance N.V.	HSI R Bear CBBC Apr10S	0.2500	21,400 per 10,000 units	20,800 per 10,000 units	2010/04/29	300,000,000	2009/08/26
66462	SGA Societe Generale Acceptance N.V.	HSI R Bear CBBC Apr10T	0.2500	21,500 per 15,000 units	20,900 per 15,000 units	2010/04/29	300,000,000	2009/08/26
66463	SGA Societe Generale Acceptance N.V.	HSI R Bear CBBC Apr10U	0.2500	21,600 per 12,000 units	21,000 per 12,000 units	2010/04/29	300,000,000	2009/08/26
66464	SGA Societe Generale Acceptance N.V.	HSI R Bear CBBC Apr10V	0.2500	21,700 per 10,000 units	21,100 per 10,000 units	2010/04/29	300,000,000	2009/08/26
66457	SGA Societe Generale Acceptance NV	JiangC R Bull CBBC Jan10G	0.4000	12.7000	13.9000	2010/01/20	50,000,000	2009/08/26
66458	SGA Societe Generale Acceptance NV	JiangC R Bear CBBC Jan10H	0.4000	20.5000	19.0000	2010/01/20	50,000,000	2009/08/26
66459	SGA Societe Generale Acceptance NV	PingAn R Bear CBBC Jan10E	0.2500	77 per 100 units	71 per 100 units	2010/01/20	200,000,000	2009/08/26
66482	UBS AG	CHALCO R Bull CBBC Feb 2010 J	0.2500	6.8800	7.8800	2010/02/22	100,000,000	2009/08/26
66489	UBS AG	CHALCO R Bear CBBC Feb 2010 K	0.2500	10.3800	9.3800	2010/02/22	100,000,000	2009/08/26
66487	UBS AG	China Mobile R Bull CBBC Jan 2010 Q	0.2500	74.88 per 100 units	78.88 per 100 units	2010/01/18	200,000,000	2009/08/26
66474	UBS AG	China Life R Bull CBBC Jan 2010 P	0.2500	30.8800	31.8800	2010/01/11	200,000,000	2009/08/26
66475	UBS AG	A50 China R Bull CBBC Jan 2010 W	0.2500	12.8800	13.3800	2010/01/11	200,000,000	2009/08/26
66492	UBS AG	HSI R Bull CBBC Dec 2009 V	0.2500	19,400 per 10,000 units	19,900 per 10,000 units	2009/12/30	300,000,000	2009/08/26
66476	UBS AG	HSI R Bull CBBC Jan 2010 K	0.2500	19,700 per 12,000 units	20,200 per 12,000 units	2010/01/28	300,000,000	2009/08/26
66477	UBS AG	HSI R Bull CBBC Feb 2010 E	0.2500	19,500 per 20,000 units	20,000 per 20,000 units	2010/02/25	300,000,000	2009/08/26
66493	UBS AG	HSI R Bear CBBC Nov 2009 C	0.2500	20,500 per 12,000 units	20,000 per 12,000 units	2009/11/27	300,000,000	2009/08/26
66494	UBS AG	HSI R Bear CBBC Nov 2009 T	0.2500	20,800 per 10,000 units	20,300 per 10,000 units	2009/11/27	300,000,000	2009/08/26
66488	UBS AG	Jiangxi Copper R Bull CBBC Mar 2010 M	0.5700	10.3800	11.8800	2010/03/01	100,000,000	2009/08/26
66491	UBS AG	Jiangxi Copper R Bear CBBC Mar 2010 N	0.2500	18.3800	16.8800	2010/03/01	100,000,000	2009/08/26
66490	UBS AG	SHK Ppt R Bear CBBC Feb 2010 P	0.2500	121.88 per 100 units	113.88 per 100 units	2010/02/22	100,000,000	2009/08/26
65555 *	UBS AG	HSI R Bear CBBC Mar 2010 O	0.1770	21,800 per 10,000 units	21,300 per 10,000 units	2010/03/30	300,000,000	2009/08/26
66517	Deutsche Bank AG	HSI R Bull CBBC Feb 2010 I	0.2500	19,400 per 12,000 units	19,900 per 12,000 units	2010/02/25	300,000,000	2009/08/27
66520	Deutsche Bank AG	HSI R Bear CBBC Jan 2010 E	0.2600	21,500 per 15,000 units	20,800 per 15,000 units	2010/01/28	300,000,000	2009/08/27
66509	Merrill Lynch Int'l & Co. C.V.	HSI R Bear CBBC Feb 2010 V	0.2500	21,000 per 15,000 units	20,400 per 15,000 units	2010/02/25	200,000,000	2009/08/27
66511	Merrill Lynch Int'l & Co. C.V.	HSI R Bear CBBC Feb 2010 W	0.2500	21,300 per 15,000 units	20,700 per 15,000 units	2010/02/25	200,000,000	2009/08/27
66512	Merrill Lynch Int'l & Co. C.V.	HSI R Bear CBBC Feb 2010 X	0.2500	21,600 per 15,000 units	21,000 per 15,000 units	2010/02/25	200,000,000	2009/08/27
66513	UBS AG	China Life R Bull CBBC Feb 2010 G	0.2500	23 per 100 units	24 per 100 units	2010/02/22	200,000,000	2009/08/27
66514	UBS AG	China Life R Bull CBBC Feb 2010 H	0.2500	27 per 100 units	28 per 100 units	2010/02/08	200,000,000	2009/08/27

## Newly listed callable bull/bear contracts (continued)

Code	Issuer	Name of issue	Issue prices (HK\$)	Strike price (HKD) / Strike level per 10 units	Call price (HKD) / Call level per 10 units	Expiry date	No. of issue (units)	Listing date
66518	UBS AG	China Life R Bear CBBC Feb 2010 I	0.2500	37 per 100 units	36 per 100 units	2010/02/08	200,000,000	2009/08/27
66519	UBS AG	China Life R Bear CBBC Feb 2010 J	0.2500	41 per 100 units	40 per 100 units	2010/02/22	200,000,000	2009/08/27
66515	UBS AG	HSCEI R Bear CBBC Feb 2010 S	0.2500	11,800 per 20,000 units	11,300 per 20,000 units	2010/02/25	100,000,000	2009/08/27
66516	UBS AG	HSI R Bear CBBC Feb 2010 G	0.2500	20,500 per 20,000 units	20,000 per 20,000 units	2010/02/25	300,000,000	2009/08/27
66521	SGA Societe Generale Acceptance NV	CHALCO R Bear CBBC Jan10I	0.2500	10.8000	10.0000	2010/01/20	100,000,000	2009/08/28
66522	SGA Societe Generale Acceptance N.V.	CCHC R Bull CBBC Jan10H	0.2700	7.6000	8.5000	2010/01/13	100,000,000	2009/08/28
66526	SGA Societe Generale Acceptance N.V.	CCHC R Bear CBBC Jan10I	0.3000	13.2000	12.0000	2010/01/13	100,000,000	2009/08/28
66523	SGA Societe Generale Acceptance N.V.	CShen R Bear CBBC Jan10F	0.7200	37.8000	35.0000	2010/01/20	50,000,000	2009/08/28
66524	SGA Societe Generale Acceptance N.V.	R&F R Bear CBBC Jan10G	0.4800	19.8000	18.0000	2010/01/20	50,000,000	2009/08/28
66527	SGA Societe Generale Acceptance N.V.	HSI R Bull CBBC Apr10W	0.2500	19,300 per 15,000 units	19,900 per 15,000 units	2010/04/29	300,000,000	2009/08/28
66528	SGA Societe Generale Acceptance N.V.	HSI R Bull CBBC Apr10X	0.2500	19,400 per 12,000 units	20,000 per 12,000 units	2010/04/29	300,000,000	2009/08/28
66531	SGA Societe Generale Acceptance N.V.	HSI R Bear CBBC Apr10Y	0.2500	21,100 per 12,000 units	20,500 per 12,000 units	2010/04/29	300,000,000	2009/08/28
66532	SGA Societe Generale Acceptance N.V.	HSI R Bear CBBC Apr10Z	0.2500	21,200 per 10,000 units	20,600 per 10,000 units	2010/04/29	300,000,000	2009/08/28
66525	SGA Societe Generale Acceptance NV	Shimao R Bear CBBC Jan10G	0.4000	17.6000	16.0000	2010/01/20	50,000,000	2009/08/28
66530	UBS AG	CHALCO R Bull CBBC Feb 2010 L	0.2500	7.3800	8.3800	2010/02/22	100,000,000	2009/08/28
66533	UBS AG	China Mobile R Bear CBBC Jan 2010 R	0.2500	92.88 per 100 units	88.88 per 100 units	2010/01/18	200,000,000	2009/08/28
66535	UBS AG	HSI R Bull CBBC Nov 2009 Z	0.2500	19,500 per 10,000 units	20,000 per 10,000 units	2009/11/27	300,000,000	2009/08/28
66529	UBS AG	Shimao R Bull CBBC Jan 2010 G	0.3500	9.6800	10.8800	2010/01/18	100,000,000	2009/08/28
66534	UBS AG	Shimao R Bear CBBC Jan 2010 H	0.3450	16.5800	15.3800	2010/01/18	100,000,000	2009/08/28
66551	ABN AMRO Bank N.V.	China Tel R Bull CBBC Feb 2010 A	0.2500	2.7800	3.1800	2010/02/18	80,000,000	2009/08/31
66552	ABN AMRO Bank N.V.	China Tel R Bull CBBC Feb 2010 B	0.2500	3.0800	3.4800	2010/02/18	80,000,000	2009/08/31
66550	ABN AMRO Bank N.V.	HSI R Bull CBBC Feb 2010 I	0.2500	19,600 per 13,000 units	20,200 per 13,000 units	2010/02/25	250,000,000	2009/08/31
66554	ABN AMRO Bank N.V.	HSI R Bear CBBC Feb 2010 J	0.2500	21,200 per 13,000 units	20,600 per 13,000 units	2010/02/25	250,000,000	2009/08/31
66541	BNP Paribas Arbit Issu B.V.	HSI R Bull CBBC Mar 2010 U	0.2500	19,400 per 12,000 units	20,000 per 12,000 units	2010/03/30	300,000,000	2009/08/31
66542	BNP Paribas Arbit Issu B.V.	HSI R Bull CBBC Mar 2010 V	0.2500	19,500 per 12,000 units	20,200 per 12,000 units	2010/03/30	300,000,000	2009/08/31
66540	Credit Suisse	HSI R Bull CBBC Jan 2010 G	0.2500	20,000 per 10,000 units	20,500 per 10,000 units	2010/01/28	200,000,000	2009/08/31
66544	Credit Suisse	HSI R Bear CBBC Jan 2010 H	0.2500	24,400 per 38,000 units	23,800 per 38,000 units	2010/01/28	190,000,000	2009/08/31
66548	Deutsche Bank AG	HSI R Bull CBBC Jan 2010 Q	0.2500	20,000 per 15,000 units	20,500 per 15,000 units	2010/01/28	300,000,000	2009/08/31
66549	Deutsche Bank AG	HSI R Bull CBBC Mar 2010 J	0.3000	19,800 per 15,000 units	20,300 per 15,000 units	2010/03/30	300,000,000	2009/08/31
66547	KBC Fin Products Int'l Ltd.	HSI R Bull CBBC Feb 2010 U	0.2500	20,000 per 12,000 units	20,500 per 12,000 units	2010/02/25	248,000,000	2009/08/31
66538	KBC Fin Products Int'l Ltd.	HSI R Bear CBBC Dec 2009 P	0.2500	20,900 per 12,000 units	20,400 per 12,000 units	2009/12/30	248,000,000	2009/08/31
66539	KBC Fin Products Int'l Ltd.	HSI R Bear CBBC Dec 2009 S	0.2500	21,100 per 10,000 units	20,600 per 10,000 units	2009/12/30	208,000,000	2009/08/31
66543	UBS AG	China Mobile R Bear CBBC Feb 2010 D	0.2500	86.88 per 100 units	82.88 per 100 units	2010/02/08	200,000,000	2009/08/31
66545	UBS AG	HSCEI R Bull CBBC Jan 2010 A	0.2500	11,000 per 20,000 units	11,500 per 20,000 units	2010/01/28	100,000,000	2009/08/31
66546	UBS AG	HSI R Bull CBBC Dec 2009 X	0.2500	20,000 per 10,000 units	20,500 per 10,000 units	2009/12/30	300,000,000	2009/08/31
66536	UBS AG	HSI R Bear CBBC Dec 2009 A	0.2500	20,700 per 12,000 units	20,200 per 12,000 units	2009/12/30	300,000,000	2009/08/31
66537	UBS AG	HSI R Bear CBBC Dec 2009 T	0.2500	21,000 per 10,000 units	20,500 per 10,000 units	2009/12/30	300,000,000	2009/08/31
66559	Credit Suisse	China Mobile R Bull CBBC Jan 2010 J	0.2500	58 per 100 units	63 per 100 units	2010/01/25	100,000,000	2009/09/01
66563	Credit Suisse	China Mobile R Bear CBBC Jan 2010 K	0.2500	88 per 100 units	83 per 100 units	2010/01/25	100,000,000	2009/09/01
66560	Credit Suisse	HSI R Bear CBBC Jan 2010 I	0.2500	21,000 per 10,000 units	20,500 per 10,000 units	2010/01/28	200,000,000	2009/09/01
66558	Deutsche Bank AG	HSI R Bear CBBC Dec 2009 F	0.2500	21,100 per 15,000 units	20,400 per 15,000 units	2009/12/30	300,000,000	2009/09/01
66557	Deutsche Bank AG	HSI R Bear CBBC Dec 2009 Y	0.2600	21,000 per 12,000 units	20,500 per 12,000 units	2009/12/30	300,000,000	2009/09/01
66556	HK Bank	HSI R Bear CBBC Jun 2010 F	0.2500	21,300 per 18,000 units	20,500 per 18,000 units	2010/06/29	180,000,000	2009/09/01

## Newly listed callable bull/bear contracts (continued)

Code	Issuer	Name of issue	Issue prices (HK\$)	Strike price (HKD) / Strike level per 10 units	Call price (HKD) / Call level per 10 units	Expiry date	No. of issue (units)	Listing date
66553	KBC Fin Products Int'l Ltd.	HSI R Bull CBBC Dec 2009 Q	0.2500	19,600 per 12,000 units	20,200 per 12,000 units	2009/12/30	248,000,000	2009/09/01
66561	UBS AG	China Mobile R Bear CBBC Jan 2010 S	0.2500	84.88 per 100 units	80.88 per 100 units	2010/01/18	200,000,000	2009/09/01
66562	UBS AG	A50 China R Bear CBBC Jan 2010 X	0.2500	14.3800	13.8800	2010/01/25	200,000,000	2009/09/01
66555	UBS AG	HSI R Bull CBBC Dec 2009 B	0.2500	19,900 per 12,000 units	20,400 per 12,000 units	2009/12/30	300,000,000	2009/09/01
66564	UBS AG	HSI R Bear CBBC Jan 2010 L	0.2500	20,900 per 12,000 units	20,400 per 12,000 units	2010/01/28	300,000,000	2009/09/01
65479*	Deutsche Bank AG	HSI R Bull CBBC Feb 2010 V	0.1350	18,800 per 12,000 units	19,300 per 12,000 units	2010/02/25	300,000,000	2009/09/01
66589	Deutsche Bank AG	China Life R Bull CBBC Feb 2010 C	0.4100	31.1800	32.1800	2010/02/08	150,000,000	2009/09/02
66590	Goldman Sachs SP (Asia)	HSI R Bull CBBC Apr 2010 O	0.2500	19,500 per 15,000 units	20,000 per 15,000 units	2010/04/29	200,000,000	2009/09/02
66591	Goldman Sachs SP (Asia)	HSI R Bull CBBC Apr 2010 P	0.2500	19,700 per 15,000 units	20,200 per 15,000 units	2010/04/29	200,000,000	2009/09/02
66595	Goldman Sachs SP (Asia)	HSI R Bear CBBC Apr 2010 Q	0.2500	21,100 per 15,000 units	20,600 per 15,000 units	2010/04/29	200,000,000	2009/09/02
66587	KBC Fin Products Int'l Ltd.	HSCEI R Bull CBBC Jan 2010 A	0.2500	10,300 per 12,000 units	10,800 per 12,000 units	2010/01/28	188,000,000	2009/09/02
66588	KBC Fin Products Int'l Ltd.	HSCEI R Bull CBBC Feb 2010 A	0.2500	9,500 per 12,000 units	10,000 per 12,000 units	2010/02/25	188,000,000	2009/09/02
66571	SGA Societe Generale Acceptance NV	BOC HK R Bull CBBC Jan10C	0.3800	12.0000	13.0000	2010/01/20	50,000,000	2009/09/02
66572	SGA Societe Generale Acceptance NV	BOC HK R Bear CBBC Jan10D	0.4400	20.0000	18.5000	2010/01/20	50,000,000	2009/09/02
66575	SGA Societe Generale Acceptance N.V.	CMob R Bear CBBC Jan10J	0.2500	89 per 100 units	84 per 100 units	2010/01/13	300,000,000	2009/09/02
66576	SGA Societe Generale Acceptance N.V.	CMob R Bear CBBC Jan10K	0.2500	93 per 100 units	88 per 100 units	2010/01/13	300,000,000	2009/09/02
66573	SGA Societe Generale Acceptance N.V.	CLife R Bear CBBC Jan10Q	0.3200	36.3000	34.5000	2010/01/20	100,000,000	2009/09/02
66574	SGA Societe Generale Acceptance N.V.	CLife R Bear CBBC Jan10R	0.4200	37.3000	35.5000	2010/01/20	100,000,000	2009/09/02
66578	SGA Societe Generale Acceptance N.V.	A50 R Bull CBBC Jan10Z	0.2500	12.8000	13.5000	2010/01/20	150,000,000	2009/09/02
66579	SGA Societe Generale Acceptance N.V.	A50 R Bear CBBC Jan10C	0.2500	14.7000	14.0000	2010/01/20	150,000,000	2009/09/02
66577	SGA Societe Generale Acceptance N.V.	R&F R Bear CBBC Jan10H	0.4400	18.7000	17.0000	2010/01/20	50,000,000	2009/09/02
66565	SGA Societe Generale Acceptance NV	HSCEI R Bear CBBC Jan10D	0.2500	12,900 per 12,000 units	12,200 per 12,000 units	2010/01/28	200,000,000	2009/09/02
66566	SGA Societe Generale Acceptance N.V.	HSI R Bull CBBC Jan10G	0.2500	17,600 per 25,000 units	18,200 per 25,000 units	2010/01/28	500,000,000	2009/09/02
66567	SGA Societe Generale Acceptance N.V.	HSI R Bull CBBC Jan10M	0.2500	18,400 per 25,000 units	19,000 per 25,000 units	2010/01/28	500,000,000	2009/09/02
66569	SGA Societe Generale Acceptance N.V.	HSI R Bull CBBC Apr10G	0.2500	19,600 per 15,000 units	20,200 per 15,000 units	2010/04/29	300,000,000	2009/09/02
66570	SGA Societe Generale Acceptance N.V.	HSI R Bull CBBC Apr10H	0.2500	19,700 per 12,000 units	20,300 per 12,000 units	2010/04/29	300,000,000	2009/09/02
66568	SGA Societe Generale Acceptance N.V.	HSI R Bull CBBC Apr10J	0.2500	19,500 per 10,000 units	20,100 per 10,000 units	2010/04/29	300,000,000	2009/09/02
66580	SGA Societe Generale Acceptance NV	JiangC R Bull CBBC Jan10I	0.3000	14.6000	15.9000	2010/01/20	50,000,000	2009/09/02
66581	SGA Societe Generale Acceptance NV	Shimao R Bear CBBC Jan10H	0.3400	16.5000	15.0000	2010/01/20	50,000,000	2009/09/02
66582	UBS AG	China Life R Bull CBBC Feb 2010 K	0.2500	31.8800	32.8800	2010/02/08	200,000,000	2009/09/02
66586	UBS AG	HSI R Bull CBBC Dec 2009 J	0.2500	19,800 per 10,000 units	20,300 per 10,000 units	2009/12/30	300,000,000	2009/09/02
66584	UBS AG	Jiangxi Copper R Bull CBBC Feb 2010 E	0.2950	14.6800	15.8800	2010/02/22	100,000,000	2009/09/02
66585	UBS AG	Petrochina R Bull CBBC Feb 2010 F	0.2500	7.7800	8.3800	2010/02/22	100,000,000	2009/09/02
65852*	UBS AG	HSI R Bull CBBC Dec 2009 L	0.0630	19,300 per 12,000 units	19,800 per 12,000 units	2009/12/30	300,000,000	2009/09/02
65832*	UBS AG	HSI R Bull CBBC May 2010 I	0.0200	19,300 per 38,000 units	19,800 per 38,000 units	2010/05/28	600,000,000	2009/09/02
66603	ABN AMRO Bank N.V.	A50 China R Bear CBBC Jan 2010 H	0.2500	14.8200	14.0200	2010/01/18	80,000,000	2009/09/03
66602	ABN AMRO Bank N.V.	HSI R Bull CBBC Feb 2010 K	0.2500	18,900 per 13,000 units	19,500 per 13,000 units	2010/02/25	250,000,000	2009/09/03
66606	ABN AMRO Bank N.V.	HSI R Bear CBBC Feb 2010 L	0.2500	21,100 per 13,000 units	20,500 per 13,000 units	2010/02/25	250,000,000	2009/09/03
66601	Deutsche Bank AG	HSI R Bear CBBC Feb 2010 G	0.2500	20,800 per 12,000 units	20,300 per 12,000 units	2010/02/25	300,000,000	2009/09/03
66593	KBC Fin Products Int'l Ltd.	HSI R Bear CBBC Dec 2009 W	0.2500	20,700 per 10,000 units	20,200 per 10,000 units	2009/12/30	208,000,000	2009/09/03
66599	UBS AG	China Mobile R Bear CBBC Feb 2010 E	0.2500	82.88 per 100 units	78.88 per 100 units	2010/02/22	200,000,000	2009/09/03
66600	UBS AG	CCHC R Bear CBBC Feb 2010 E	0.2500	11.8800	10.8800	2010/02/22	100,000,000	2009/09/03
66598	UBS AG	HKEx R Bear CBBC Feb 2010 I	0.2500	149.88 per 100 units	143.88 per 100 units	2010/02/08	200,000,000	2009/09/03

## Newly listed callable bull/bear contracts (continued)

Code	Issuer	Name of issue	Issue prices (HK\$)	Strike price (HKD) / Strike level per 10 units	Call price (HKD) / Call level per 10 units	Expiry date	No. of issue (units)	Listing date
66592	UBS AG	HSI R Bull CBBC Jan 2010 U	0.2500	19,700 per 12,000 units	20,200 per 12,000 units	2010/01/28	300,000,000	2009/09/03
66594	UBS AG	HSI R Bear CBBC Dec 2009 G	0.2500	20,800 per 10,000 units	20,300 per 10,000 units	2009/12/30	300,000,000	2009/09/03
66597	UBS AG	HSI R Bear CBBC Jan 2010 W	0.2500	21,100 per 12,000 units	20,600 per 12,000 units	2010/01/28	300,000,000	2009/09/03
66596	UBS AG	HSI R Bear CBBC Jan 2010 X	0.2500	21,000 per 20,000 units	20,500 per 20,000 units	2010/01/28	300,000,000	2009/09/03
64802 <sup>†</sup>	SGA Societe Generale Acceptance N.V.	A50 R Bull CBBC Jan10G	0.2130	10.7000	11.5000	2010/01/20	100,000,000	2009/09/03
66627	ABN AMRO Bank N.V.	COVS R Bull CBBC Mar 2010 A	0.3160	13.0800	14.2800	2010/03/16	80,000,000	2009/09/04
66632	ABN AMRO Bank N.V.	COVS R Bear CBBC Mar 2010 B	0.3170	19.0800	17.8800	2010/03/16	80,000,000	2009/09/04
66628	ABN AMRO Bank N.V.	China Tel R Bull CBBC Feb 2010 C	0.2500	3.3800	3.7800	2010/02/18	80,000,000	2009/09/04
66629	ABN AMRO Bank N.V.	CNOOC R Bull CBBC Mar 2010 A	0.2690	7.7800	8.7800	2010/03/16	80,000,000	2009/09/04
66633	ABN AMRO Bank N.V.	CNOOC R Bear CBBC Mar 2010 B	0.2620	12.8800	11.8800	2010/03/16	80,000,000	2009/09/04
66622	ABN AMRO Bank N.V.	A50 China R Bear CBBC Jan 2010 G	0.2500	14.0800	13.2800	2010/01/18	80,000,000	2009/09/04
66623	ABN AMRO Bank N.V.	A50 China R Bear CBBC Jan 2010 U	0.2500	14.5800	13.7800	2010/01/18	80,000,000	2009/09/04
66634	ABN AMRO Bank N.V.	HKEs R Bear CBBC Jan 2010 E	0.2500	154.88 per 100 units	146.88 per 100 units	2010/01/18	80,000,000	2009/09/04
66624	ABN AMRO Bank N.V.	HSI R Bear CBBC Feb 2010 M	0.2500	20,600 per 10,000 units	20,100 per 10,000 units	2010/02/25	250,000,000	2009/09/04
66625	ABN AMRO Bank N.V.	HSI R Bear CBBC Feb 2010 N	0.2500	20,800 per 13,000 units	20,200 per 13,000 units	2010/02/25	250,000,000	2009/09/04
66626	ABN AMRO Bank N.V.	HSI R Bear CBBC Feb 2010 O	0.2500	21,100 per 10,000 units	20,600 per 10,000 units	2010/02/25	250,000,000	2009/09/04
66630	ABN AMRO Bank N.V.	PetCh R Bull CBBC Mar 2010 A	0.2500	6.4800	7.2800	2010/03/16	80,000,000	2009/09/04
66635	ABN AMRO Bank N.V.	PetCh R Bear CBBC Mar 2010 B	0.2500	11.0800	10.2800	2010/03/16	80,000,000	2009/09/04
66631	ABN AMRO Bank N.V.	Shimao R Bull CBBC Mar 2010 A	0.3420	8.5800	10.0800	2010/03/16	80,000,000	2009/09/04
66636	ABN AMRO Bank N.V.	Shimao R Bear CBBC Mar 2010 B	0.3420	15.1800	13.6800	2010/03/16	80,000,000	2009/09/04
66621	Deutsche Bank AG	A50 China R Bear CBBC Feb 2010 B	0.2600	14.9800	14.1800	2010/02/08	150,000,000	2009/09/04
66619	Deutsche Bank AG	HSI R Bear CBBC Jan 2010 I	0.2500	20,600 per 12,000 units	20,100 per 12,000 units	2010/01/28	300,000,000	2009/09/04
66620	Deutsche Bank AG	HSI R Bear CBBC Jan 2010 O	0.2500	20,900 per 15,000 units	20,200 per 15,000 units	2010/01/28	300,000,000	2009/09/04
66617	Goldman Sachs SP (Asia)	HSI R Bear CBBC Apr 2010 R	0.2500	20,700 per 24,000 units	20,200 per 24,000 units	2010/04/29	200,000,000	2009/09/04
66618	Goldman Sachs SP (Asia)	HSI R Bear CBBC Apr 2010 S	0.2500	20,900 per 24,000 units	20,400 per 24,000 units	2010/04/29	200,000,000	2009/09/04
66616	KBC Fin Products Int'l Ltd.	HSI R Bear CBBC Dec 2009 Z	0.2500	21,000 per 15,000 units	20,500 per 15,000 units	2009/12/30	308,000,000	2009/09/04
66615	KBC Fin Products Int'l Ltd.	HSI R Bear CBBC Jan 2010 J	0.2500	20,700 per 12,000 units	20,100 per 12,000 units	2010/01/28	248,000,000	2009/09/04
66604	SGA Societe Generale Acceptance N.V.	HSI R Bear CBBC Apr10I	0.2500	21,000 per 15,000 units	20,400 per 15,000 units	2010/04/29	300,000,000	2009/09/04
66614	UBS AG	China Mobile R Bull CBBC Feb 2010 F	0.2500	68.88 per 100 units	74.88 per 100 units	2010/02/22	200,000,000	2009/09/04
66605	UBS AG	A50 China R Bull CBBC Jan 2010 Y	0.2500	12.8800	13.3800	2010/01/11	200,000,000	2009/09/04
66611	UBS AG	A50 China R Bull CBBC Jan 2010 Z	0.2500	12.1300	12.6300	2010/01/25	200,000,000	2009/09/04
66608	UBS AG	R&F R Bull CBBC Jan 2010 G	0.3050	9.8800	11.3800	2010/01/18	100,000,000	2009/09/04
66612	UBS AG	R&F R Bear CBBC Jan 2010 H	0.3550	16.3800	14.8800	2010/01/18	100,000,000	2009/09/04
66607	UBS AG	HSI R Bull CBBC Jan 2010 Y	0.2500	19,600 per 10,000 units	20,100 per 10,000 units	2010/01/28	300,000,000	2009/09/04
66610	UBS AG	HSI R Bear CBBC Mar 2010 U	0.2500	21,500 per 20,000 units	21,000 per 20,000 units	2010/03/30	300,000,000	2009/09/04
66609	UBS AG	Shimao R Bull CBBC Jan 2010 I	0.3200	8.6800	9.8800	2010/01/18	100,000,000	2009/09/04
66613	UBS AG	Shimao R Bear CBBC Jan 2010 J	0.3250	15.0800	13.8800	2010/01/18	100,000,000	2009/09/04
66703	ABN AMRO Bank N.V.	A50 China R Bull CBBC Jan 2010 F	0.2510	10.5200	11.3200	2010/01/18	80,000,000	2009/09/07
66707	ABN AMRO Bank N.V.	A50 China R Bear CBBC Jan 2010 A	0.2500	13.6800	12.8800	2010/01/18	80,000,000	2009/09/07
66708	ABN AMRO Bank N.V.	A50 China R Bear CBBC Jan 2010 B	0.2510	13.8800	13.0800	2010/01/18	80,000,000	2009/09/07
66709	ABN AMRO Bank N.V.	HKEs R Bull CBBC Jan 2010 F	0.2500	113.50 per 100 units	121.50 per 100 units	2010/01/18	80,000,000	2009/09/07
66704	ABN AMRO Bank N.V.	HSI R Bull CBBC Feb 2010 P	0.2510	18,100 per 10,000 units	18,600 per 10,000 units	2010/02/25	250,000,000	2009/09/07
66705	ABN AMRO Bank N.V.	HSI R Bull CBBC Feb 2010 Q	0.2510	18,500 per 10,000 units	19,000 per 10,000 units	2010/02/25	250,000,000	2009/09/07

## Newly listed callable bull/bear contracts (continued)

Code	Issuer	Name of issue	Issue prices (HK\$)	Strike price (HKD) / Strike level per 10 units	Call price (HKD) / Call level per 10 units	Expiry date	No. of issue (units)	Listing date
66706	ABN AMRO Bank N.V.	HSI R Bull CBBC Feb 2010 R	0.2500	18,700 per 12,000 units	19,300 per 12,000 units	2010/02/25	250,000,000	2009/09/07
66710	ABN AMRO Bank N.V.	HSI R Bear CBBC Feb 2010 S	0.2500	20,400 per 13,000 units	19,800 per 13,000 units	2010/02/25	250,000,000	2009/09/07
66711	ABN AMRO Bank N.V.	HSI R Bear CBBC Feb 2010 T	0.2510	20,400 per 10,000 units	19,900 per 10,000 units	2010/02/25	250,000,000	2009/09/07
66645	BNP Paribas Arbit Issu B.V.	HSI R Bear CBBC Mar 2010 W	0.2500	20,900 per 14,000 units	20,200 per 14,000 units	2010/03/30	300,000,000	2009/09/07
66646	BNP Paribas Arbit Issu B.V.	HSI R Bear CBBC Mar 2010 X	0.2500	21,300 per 14,000 units	20,600 per 14,000 units	2010/03/30	300,000,000	2009/09/07
66691	BNP Paribas Arbit Issu B.V.	HSI R Bear CBBC Mar 2010 Y	0.2500	20,400 per 12,000 units	19,800 per 12,000 units	2010/03/30	300,000,000	2009/09/07
66672	Credit Suisse	China Mobile R Bull CBBC Jan 2010 L	0.2500	53 per 100 units	58 per 100 units	2010/01/25	100,000,000	2009/09/07
66671	Credit Suisse	A50 China R Bull CBBC Jan 2010 S	0.2500	10.2000	10.8000	2010/01/25	100,000,000	2009/09/07
66676	Credit Suisse	A50 China R Bear CBBC Jan 2010 T	0.2500	14.4000	13.8000	2010/01/25	100,000,000	2009/09/07
66670	Credit Suisse	HKEx R Bull CBBC Jan 2010 Q	0.2950	107 per 100 units	113 per 100 units	2010/01/25	100,000,000	2009/09/07
66675	Credit Suisse	HKEx R Bear CBBC Jan 2010 R	0.2500	149 per 100 units	143 per 100 units	2010/01/25	100,000,000	2009/09/07
66696	Credit Suisse	HSI R Bull CBBC Jan 2010 L	0.2500	18,300 per 10,000 units	18,800 per 10,000 units	2010/01/28	200,000,000	2009/09/07
66697	Credit Suisse	HSI R Bull CBBC Jan 2010 M	0.2500	18,800 per 10,000 units	19,300 per 10,000 units	2010/01/28	200,000,000	2009/09/07
66673	Credit Suisse	HSI R Bear CBBC Jan 2010 J	0.2500	20,500 per 10,000 units	20,000 per 10,000 units	2010/01/28	200,000,000	2009/09/07
66674	Credit Suisse	HSI R Bear CBBC Jan 2010 K	0.2500	21,400 per 38,000 units	20,800 per 38,000 units	2010/01/28	190,000,000	2009/09/07
66701	Credit Suisse	HSI R Bear CBBC Jan 2010 N	0.2500	20,800 per 10,000 units	20,300 per 10,000 units	2010/01/28	200,000,000	2009/09/07
66702	Credit Suisse	HSI R Bear CBBC Jan 2010 O	0.2500	21,300 per 10,000 units	20,800 per 10,000 units	2010/01/28	200,000,000	2009/09/07
66698	Deutsche Bank AG	HSI R Bear CBBC Dec 2009 X	0.2500	20,500 per 15,000 units	19,800 per 15,000 units	2009/12/30	300,000,000	2009/09/07
66699	Deutsche Bank AG	HSI R Bear CBBC Jan 2010 Q	0.2700	20,700 per 15,000 units	20,000 per 15,000 units	2010/01/28	300,000,000	2009/09/07
66700	Deutsche Bank AG	HSI R Bear CBBC May 2010 D	0.2500	21,700 per 40,000 units	20,700 per 40,000 units	2010/05/28	300,000,000	2009/09/07
66644	HK Bank	HSI R Bear CBBC Jun 2010 G	0.2500	21,000 per 16,000 units	20,200 per 16,000 units	2010/06/29	180,000,000	2009/09/07
66653	HK Bank	HSI R Bear CBBC Jun 2010 H	0.2500	20,600 per 18,000 units	19,800 per 18,000 units	2010/06/29	180,000,000	2009/09/07
66686	KBC Fin Products Int'l Ltd.	CHALCO R Bull CBBC Dec 2009 A	0.2500	7.0000	8.0000	2009/12/18	100,000,000	2009/09/07
66687	KBC Fin Products Int'l Ltd.	CCHC R Bull CBBC Jan 2010 B	0.2500	8.1800	9.1800	2010/01/08	98,000,000	2009/09/07
66694	KBC Fin Products Int'l Ltd.	CP&CC R Bear CBBC Feb 2010 C	0.2500	7.7800	7.0800	2010/02/01	208,000,000	2009/09/07
66689	KBC Fin Products Int'l Ltd.	A50 China R Bear CBBC Dec 09E	0.2500	14.3000	13.6800	2009/12/15	188,000,000	2009/09/07
66688	KBC Fin Products Int'l Ltd.	HKEx R Bear CBBC Jan 2010 G	0.2500	153.88 per 100 units	146.88 per 100 units	2010/01/08	188,000,000	2009/09/07
66652	KBC Fin Products Int'l Ltd.	HSI R Bull CBBC Jan 2010 D	0.2500	19,500 per 10,000 units	20,000 per 10,000 units	2010/01/28	208,000,000	2009/09/07
66651	KBC Fin Products Int'l Ltd.	HSI R Bull CBBC Jan 2010 E	0.2500	19,300 per 10,000 units	19,800 per 10,000 units	2010/01/28	208,000,000	2009/09/07
66690	KBC Fin Products Int'l Ltd.	HSI R Bull CBBC Feb 2010 V	0.2500	19,000 per 15,000 units	19,600 per 15,000 units	2010/02/25	308,000,000	2009/09/07
66693	KBC Fin Products Int'l Ltd.	HSI R Bear CBBC Dec 2009 F	0.2500	20,500 per 10,000 units	20,000 per 10,000 units	2009/12/30	208,000,000	2009/09/07
66692	KBC Fin Products Int'l Ltd.	HSI R Bear CBBC Jan 2010 L	0.2500	20,300 per 12,000 units	19,800 per 12,000 units	2010/01/28	248,000,000	2009/09/07
66660	Macquarie Bank Ltd.	HSI R Bear CBBC Dec 2009 L	0.2500	21,000 per 12,000 units	20,500 per 12,000 units	2009/12/30	300,000,000	2009/09/07
66677	CC Rabobank B.A.	HSI R Bull CBBC Mar 2010 K	0.2500	17,800 per 15,000 units	18,300 per 15,000 units	2010/03/30	180,000,000	2009/09/07
66678	CC Rabobank B.A.	HSI R Bull CBBC Mar 2010 Y	0.2500	18,000 per 15,000 units	18,500 per 15,000 units	2010/03/30	180,000,000	2009/09/07
66679	CC Rabobank B.A.	HSI R Bear CBBC Mar 2010 R	0.2500	20,300 per 22,000 units	19,800 per 22,000 units	2010/03/30	180,000,000	2009/09/07
66680	CC Rabobank B.A.	HSI R Bear CBBC Mar 2010 Z	0.2500	20,600 per 15,000 units	20,100 per 15,000 units	2010/03/30	180,000,000	2009/09/07
66681	CC Rabobank B.A.	HSI R Bear CBBC Apr 2010 C	0.2500	20,900 per 22,000 units	20,400 per 22,000 units	2010/04/29	180,000,000	2009/09/07
66682	CC Rabobank B.A.	HSI R Bear CBBC Apr 2010 D	0.2500	21,000 per 15,000 units	20,500 per 15,000 units	2010/04/29	180,000,000	2009/09/07
66683	CC Rabobank B.A.	HSI R Bear CBBC Apr 2010 E	0.2500	21,200 per 30,000 units	20,700 per 30,000 units	2010/04/29	180,000,000	2009/09/07
66684	CC Rabobank B.A.	HSI R Bear CBBC Apr 2010 F	0.2500	21,600 per 15,000 units	21,100 per 15,000 units	2010/04/29	180,000,000	2009/09/07
66685	CC Rabobank B.A.	HSI R Bear CBBC Apr 2010 G	0.2500	21,800 per 15,000 units	21,300 per 15,000 units	2010/04/29	180,000,000	2009/09/07
66637	SGA Societe Generale Acceptance N.V.	R&F R Bull CBBC Jan10I	0.3400	9.4000	10.5000	2010/01/20	50,000,000	2009/09/07



## Newly listed callable bull/bear contracts (continued)

Code	Issuer	Name of issue	Issue prices (HK\$)	Strike price (HKD) / Strike level per 10 units	Call price (HKD) / Call level per 10 units	Expiry date	No. of issue (units)	Listing date
66638	SGA Societe Generale Acceptance N.V.	R&F R Bull CBBC Jan10J	0.2500	10.3000	11.5000	2010/01/20	50,000,000	2009/09/07
66641	SGA Societe Generale Acceptance N.V.	R&F R Bear CBBC Jan10K	0.3800	16.5000	15.0000	2010/01/20	50,000,000	2009/09/07
66642	SGA Societe Generale Acceptance N.V.	R&F R Bear CBBC Jan10L	0.5000	17.6000	16.0000	2010/01/20	50,000,000	2009/09/07
66639	SGA Societe Generale Acceptance N.V.	HSI R Bear CBBC Mar10A	0.2500	20,800 per 12,000 units	20,200 per 12,000 units	2010/03/30	300,000,000	2009/09/07
66640	SGA Societe Generale Acceptance N.V.	HSI R Bear CBBC Mar10V	0.2500	20,900 per 10,000 units	20,300 per 10,000 units	2010/03/30	300,000,000	2009/09/07
66643	SGA Societe Generale Acceptance NV	Shimao R Bull CBBC Jan10I	0.3000	9.0000	10.0000	2010/01/20	50,000,000	2009/09/07
66647	SGA Societe Generale Acceptance NV	Shimao R Bear CBBC Jan10J	0.3600	15.4000	14.0000	2010/01/20	50,000,000	2009/09/07
66662	UBS AG	CHALCO R Bear CBBC Feb 2010 M	0.2500	9.8800	8.8800	2010/02/22	100,000,000	2009/09/07
66661	UBS AG	CCHC R Bull CBBC Feb 2010 F	0.3550	5.8800	6.8800	2010/02/22	100,000,000	2009/09/07
66665	UBS AG	CCHC R Bear CBBC Feb 2010 G	0.2500	10.8800	9.8800	2010/02/22	100,000,000	2009/09/07
66664	UBS AG	China Life R Bear CBBC Feb 2010 L	0.2500	34.8800	33.8800	2010/02/08	200,000,000	2009/09/07
66663	UBS AG	Sinopec Corp R Bear CBBC Feb 2010 F	0.2500	7.3800	6.8800	2010/02/22	100,000,000	2009/09/07
66657	UBS AG	A50 China R Bear CBBC Jan 2010 B	0.2500	13.8800	13.3800	2010/01/25	200,000,000	2009/09/07
66668	UBS AG	A50 China R Bear CBBC Feb 2010 E	0.2500	13.3800	12.8800	2010/02/08	200,000,000	2009/09/07
66656	UBS AG	HKEx R Bear CBBC Feb 2010 J	0.2500	144.88 per 100 units	138.88 per 100 units	2010/02/08	200,000,000	2009/09/07
66664	UBS AG	HSBC R Bear CBBC Feb 2010 J	0.2500	88.88 per 100 units	83.88 per 100 units	2010/02/22	100,000,000	2009/09/07
66655	UBS AG	HSCEI R Bull CBBC Feb 2010 T	0.2500	9,000 per 20,000 units	9,500 per 20,000 units	2010/02/25	100,000,000	2009/09/07
66659	UBS AG	HSCEI R Bear CBBC Feb 2010 U	0.2500	11,800 per 20,000 units	11,300 per 20,000 units	2010/02/25	100,000,000	2009/09/07
66648	UBS AG	HSI R Bull CBBC Dec 2009 S	0.2500	19,500 per 12,000 units	20,000 per 12,000 units	2009/12/30	300,000,000	2009/09/07
66649	UBS AG	HSI R Bull CBBC Feb 2010 O	0.2500	19,200 per 10,000 units	19,700 per 10,000 units	2010/02/25	300,000,000	2009/09/07
66650	UBS AG	HSI R Bull CBBC Mar 2010 E	0.2500	19,300 per 38,000 units	19,800 per 38,000 units	2010/03/30	400,000,000	2009/09/07
66666	UBS AG	HSI R Bull CBBC May 2010 S	0.2500	17,300 per 38,000 units	17,800 per 38,000 units	2010/05/28	400,000,000	2009/09/07
66667	UBS AG	HSI R Bull CBBC May 2010 T	0.2500	17,800 per 38,000 units	18,300 per 38,000 units	2010/05/28	400,000,000	2009/09/07
66668	UBS AG	HSI R Bear CBBC Dec 2009 O	0.2500	20,500 per 12,000 units	20,000 per 12,000 units	2009/12/30	300,000,000	2009/09/07
66695	UBS AG	HSI R Bear CBBC Feb 2010 X	0.2500	20,300 per 12,000 units	19,800 per 12,000 units	2010/02/25	300,000,000	2009/09/07
66669	UBS AG	HSI R Bear CBBC May 2010 U	0.2500	20,800 per 38,000 units	20,300 per 38,000 units	2010/05/28	400,000,000	2009/09/07
66713	ABN AMRO Bank N.V.	A50 China R Bull CBBC Jan 2010 P	0.3130	9.6600	10.4600	2010/01/25	80,000,000	2009/09/08
66714	ABN AMRO Bank N.V.	A50 China R Bull CBBC Jan 2010 Q	0.2780	10.0200	10.8200	2010/01/25	80,000,000	2009/09/08
66712	ABN AMRO Bank N.V.	A50 China R Bull CBBC Jan 2010 Z	0.3600	9.1800	9.9800	2010/01/25	80,000,000	2009/09/08
66717	Credit Suisse	HSI R Bull CBBC Jan 2010 P	0.2500	17,300 per 10,000 units	17,800 per 10,000 units	2010/01/28	200,000,000	2009/09/08
66718	Credit Suisse	HSI R Bull CBBC Jan 2010 Q	0.2500	17,800 per 10,000 units	18,300 per 10,000 units	2010/01/28	200,000,000	2009/09/08
66727	Credit Suisse	HSI R Bull CBBC Jan 2010 T	0.2500	19,300 per 10,000 units	19,800 per 10,000 units	2010/01/28	200,000,000	2009/09/08
66722	Credit Suisse	HSI R Bear CBBC Jan 2010 R	0.2500	21,800 per 10,000 units	21,300 per 10,000 units	2010/01/28	200,000,000	2009/09/08
66723	Credit Suisse	HSI R Bear CBBC Jan 2010 S	0.2700	22,300 per 10,000 units	21,800 per 10,000 units	2010/01/28	200,000,000	2009/09/08
66720	Deutsche Bank AG	China Mobile R Bear CBBC Mar 2010 A	0.2500	91.68 per 100 units	85.68 per 100 units	2010/03/15	150,000,000	2009/09/08
66719	Deutsche Bank AG	CC Bank R Bear CBBC Mar 2010 A	0.3100	7.9800	7.1800	2010/03/15	150,000,000	2009/09/08
66721	Deutsche Bank AG	HSI R Bear CBBC Feb 2010 L	0.2500	20,400 per 12,000 units	19,900 per 12,000 units	2010/02/25	300,000,000	2009/09/08
66731	Goldman Sachs SP (Asia)	HSI R Bull CBBC Apr 2010 T	0.2500	19,100 per 15,000 units	19,600 per 15,000 units	2010/04/29	200,000,000	2009/09/08
66724	KBC Fin Products Int'l Ltd.	A50 China R Bull CBBC Dec 09 F	0.2500	11.9800	12.6800	2009/12/18	188,000,000	2009/09/08
66726	UBS AG	CC Bank R Bear CBBC Feb 2010 E	0.2500	6.5800	6.1800	2010/02/08	100,000,000	2009/09/08
66728	UBS AG	Cheung Kong R Bear CBBC Feb 2010 L	0.2500	106.88 per 100 units	98.88 per 100 units	2010/02/08	100,000,000	2009/09/08
66725	UBS AG	HSI R Bull CBBC Feb 2010 G	0.2500	19,100 per 12,000 units	19,600 per 12,000 units	2010/02/25	300,000,000	2009/09/08
66715	UBS AG	HSI R Bear CBBC Dec 2009 F	0.2500	20,400 per 10,000 units	19,900 per 10,000 units	2009/12/30	300,000,000	2009/09/08

## Newly listed callable bull/bear contracts (continued)

Code	Issuer	Name of issue	Issue prices (HK\$)	Strike price (HKD) / Strike level per 10 units	Call price (HKD) / Call level per 10 units	Expiry date	No. of issue (units)	Listing date
66716	UBS AG	HSI R Bear CBBC Feb 2010 S	0.2500	20,500 per 20,000 units	20,000 per 20,000 units	2010/02/25	300,000,000	2009/09/08
66729	UBS AG	Ping An R Bear CBBC Feb 2010 F	0.2500	69.88 per 100 units	63.88 per 100 units	2010/02/22	100,000,000	2009/09/08
66730	UBS AG	SHK Ppt R Bear CBBC Jan 2010 K	0.2500	116.88 per 100 units	108.88 per 100 units	2010/01/25	100,000,000	2009/09/08
66765	ABN AMRO Bank N.V.	R&F R Bull CBBC Jan 2010 A	0.2800	10.5800	11.7800	2010/01/25	80,000,000	2009/09/09
66769	ABN AMRO Bank N.V.	R&F R Bear CBBC Jan 2010 B	0.2800	15.9800	14.7800	2010/01/25	80,000,000	2009/09/09
66766	ABN AMRO Bank N.V.	HSI R Bear CBBC Feb 2010 U	0.2500	20,200 per 13,000 units	19,600 per 13,000 units	2010/02/25	250,000,000	2009/09/09
66753	Credit Suisse	China Tel R Bull CBBC Feb 2010 A	0.2500	3.3000	3.7000	2010/02/22	100,000,000	2009/09/09
66764	Credit Suisse	A50 China R Bull CBBC Jan 2010 V	0.3150	9.7000	10.3000	2010/01/25	100,000,000	2009/09/09
66755	Credit Suisse	A50 China R Bear CBBC Jan 2010 U	0.2500	13.9000	13.3000	2010/01/25	100,000,000	2009/09/09
66763	Credit Suisse	HKEEx R Bull CBBC Jan 2010 T	0.3350	102 per 100 units	108 per 100 units	2010/01/25	100,000,000	2009/09/09
66754	Credit Suisse	HKEEx R Bear CBBC Jan 2010 S	0.2500	144 per 100 units	138 per 100 units	2010/01/25	100,000,000	2009/09/09
66762	Credit Suisse	HSI R Bear CBBC Jan 2010 U	0.2500	20,300 per 10,000 units	19,800 per 10,000 units	2010/01/28	200,000,000	2009/09/09
66770	Deutsche Bank AG	China Life R Bear CBBC Mar 2010 A	0.3200	34.6800	33.6800	2010/03/01	150,000,000	2009/09/09
66771	Deutsche Bank AG	HKEEx R Bear CBBC Mar 2010 C	0.2800	147.18 per 100 units	140.18 per 100 units	2010/03/01	150,000,000	2009/09/09
66772	Deutsche Bank AG	HSI R Bear CBBC Jan 2010 K	0.2500	20,300 per 15,000 units	19,600 per 15,000 units	2010/01/28	300,000,000	2009/09/09
66773	Deutsche Bank AG	HSI R Bear CBBC Feb 2010 Q	0.2500	20,200 per 12,000 units	19,700 per 12,000 units	2010/02/25	300,000,000	2009/09/09
66767	Goldman Sachs SP (Asia)	HSI R Bear CBBC Apr 2010 U	0.2500	20,300 per 15,000 units	19,800 per 15,000 units	2010/04/29	200,000,000	2009/09/09
66768	Goldman Sachs SP (Asia)	HSI R Bear CBBC Apr 2010 V	0.2500	20,500 per 15,000 units	20,000 per 15,000 units	2010/04/29	200,000,000	2009/09/09
66757	HK Bank	HSI R Bear CBBC Jun 2010 I	0.2500	20,400 per 20,000 units	19,600 per 20,000 units	2010/06/29	180,000,000	2009/09/09
66756	KBC Fin Products Int'l Ltd.	HSI R Bull CBBC Jan 2010 O	0.2500	19,000 per 12,000 units	19,500 per 12,000 units	2010/01/28	248,000,000	2009/09/09
66761	KBC Fin Products Int'l Ltd.	HSI R Bear CBBC Feb 2010 W	0.2500	20,100 per 15,000 units	19,600 per 15,000 units	2010/02/25	308,000,000	2009/09/09
66742	SGA Societe Generale Acceptance NV	CHALCO R Bear CBBC Jan10J	0.2500	9.8000	9.0000	2010/01/20	100,000,000	2009/09/09
66744	SGA Societe Generale Acceptance N.V.	CMob R Bull CBBC Jan10L	0.2500	58 per 100 units	62 per 100 units	2010/01/13	300,000,000	2009/09/09
66745	SGA Societe Generale Acceptance N.V.	CMob R Bull CBBC Jan10M	0.2500	64 per 100 units	68 per 100 units	2010/01/13	300,000,000	2009/09/09
66746	SGA Societe Generale Acceptance N.V.	CMob R Bear CBBC Jan10N	0.2500	84 per 100 units	80 per 100 units	2010/01/13	300,000,000	2009/09/09
66747	SGA Societe Generale Acceptance N.V.	COVS R Bear CBBC Jan10B	0.5100	21.2000	19.6000	2010/01/13	50,000,000	2009/09/09
66743	SGA Societe Generale Acceptance N.V.	CCHC R Bear CBBC Jan10J	0.2800	12.1000	11.0000	2010/01/13	100,000,000	2009/09/09
66748	SGA Societe Generale Acceptance N.V.	CP&CC R Bear CBBC Jan10E	0.2500	7.9000	7.3000	2010/01/20	200,000,000	2009/09/09
66750	SGA Societe Generale Acceptance N.V.	A50 R Bear CBBC Jan10D	0.2500	13.7000	13.0000	2010/01/20	150,000,000	2009/09/09
66749	SGA Societe Generale Acceptance N.V.	HKEEx R Bear CBBC Jan10S	0.2500	153 per 100 units	144 per 100 units	2010/01/13	150,000,000	2009/09/09
66733	SGA Societe Generale Acceptance N.V.	HSI R Bull CBBC Mar10W	0.2500	19,000 per 15,000 units	19,600 per 15,000 units	2010/03/30	300,000,000	2009/09/09
66734	SGA Societe Generale Acceptance N.V.	HSI R Bull CBBC Mar10X	0.2500	19,100 per 12,000 units	19,700 per 12,000 units	2010/03/30	300,000,000	2009/09/09
66735	SGA Societe Generale Acceptance N.V.	HSI R Bull CBBC Mar10Y	0.2500	19,200 per 10,000 units	19,800 per 10,000 units	2010/03/30	300,000,000	2009/09/09
66738	SGA Societe Generale Acceptance N.V.	HSI R Bull CBBC May10A	0.2500	17,200 per 35,000 units	17,800 per 35,000 units	2010/05/28	500,000,000	2009/09/09
66739	SGA Societe Generale Acceptance N.V.	HSI R Bull CBBC May10B	0.2500	18,000 per 35,000 units	18,600 per 35,000 units	2010/05/28	500,000,000	2009/09/09
66732	SGA Societe Generale Acceptance N.V.	HSI R Bear CBBC Jan10N	0.2500	21,400 per 25,000 units	20,800 per 25,000 units	2010/01/28	500,000,000	2009/09/09
66736	SGA Societe Generale Acceptance N.V.	HSI R Bear CBBC Mar10M	0.2500	20,600 per 10,000 units	20,000 per 10,000 units	2010/03/30	300,000,000	2009/09/09
66737	SGA Societe Generale Acceptance N.V.	HSI R Bear CBBC Mar10N	0.2500	20,700 per 15,000 units	20,100 per 15,000 units	2010/03/30	300,000,000	2009/09/09
66740	SGA Societe Generale Acceptance N.V.	HSI R Bear CBBC May10C	0.2500	22,200 per 35,000 units	21,600 per 35,000 units	2010/05/28	500,000,000	2009/09/09
66741	SGA Societe Generale Acceptance N.V.	HSI R Bear CBBC May10D	0.2500	23,000 per 35,000 units	22,400 per 35,000 units	2010/05/28	500,000,000	2009/09/09
66751	SGA Societe Generale Acceptance NV	JiangC R Bear CBBC Jan10J	0.3200	19.5000	18.0000	2010/01/20	50,000,000	2009/09/09
66758	UBS AG	China Life R Bull CBBC Jan 2010 Q	0.2500	30.8800	31.8800	2010/01/11	200,000,000	2009/09/09
66752	UBS AG	HSI R Bull CBBC Dec 2009 L	0.2500	19,000 per 10,000 units	19,500 per 10,000 units	2009/12/30	300,000,000	2009/09/09

## Newly listed callable bull/bear contracts (continued)

Code	Issuer	Name of issue	Issue prices (HK\$)	Strike price (HKD) / Strike level per 10 units	Call price (HKD) / Call level per 10 units	Expiry date	No. of issue (units)	Listing date
66759	UBS AG	HSI R Bear CBBC Dec 2009 V	0.2500	20,100 per 12,000 units	19,600 per 12,000 units	2009/12/30	300,000,000	2009/09/09
66760	UBS AG	HSI R Bear CBBC Dec 2009 X	0.2500	20,600 per 10,000 units	20,100 per 10,000 units	2009/12/30	300,000,000	2009/09/09
66783	Credit Suisse	China Tel R Bull CBBC Feb 2010 B	0.2500	3.0000	3.4000	2010/02/22	100,000,000	2009/09/10
66778	Credit Suisse	China Life R Bull CBBC Jan 2010 I	0.8800	23.8000	24.8000	2010/01/25	100,000,000	2009/09/10
66782	Credit Suisse	China Life R Bear CBBC Jan 2010 J	0.9500	41.8000	40.8000	2010/01/25	100,000,000	2009/09/10
66784	Credit Suisse	A50 China R Bull CBBC Jan 2010 W	0.3650	9.2000	9.8000	2010/01/25	100,000,000	2009/09/10
66786	Credit Suisse	A50 China R Bull CBBC Jan 2010 X	0.2500	12.2000	12.8000	2010/01/25	100,000,000	2009/09/10
66785	Credit Suisse	HSI R Bull CBBC Jan 2010 V	0.2500	19,000 per 10,000 units	19,500 per 10,000 units	2010/01/28	200,000,000	2009/09/10
66789	Deutsche Bank AG	HSI R Bull CBBC Mar 2010 K	0.2500	19,200 per 12,000 units	19,700 per 12,000 units	2010/03/30	300,000,000	2009/09/10
66788	Deutsche Bank AG	HSI R Bull CBBC Mar 2010 L	0.2500	19,000 per 12,000 units	19,500 per 12,000 units	2010/03/30	300,000,000	2009/09/10
66790	KBC Fin Products Int'l Ltd.	HSCEI R Bull CBBC Feb 2010 B	0.2500	10,700 per 10,000 units	11,200 per 10,000 units	2010/02/25	188,000,000	2009/09/10
66791	KBC Fin Products Int'l Ltd.	HSCEI R Bear CBBC Jan 2010 B	0.2500	12,300 per 10,000 units	11,800 per 10,000 units	2010/01/28	188,000,000	2009/09/10
66794	KBC Fin Products Int'l Ltd.	HSCEI R Bear CBBC Feb 2010 C	0.2500	12,700 per 12,000 units	12,200 per 12,000 units	2010/02/25	188,000,000	2009/09/10
66795	KBC Fin Products Int'l Ltd.	HSCEI R Bear CBBC Feb 2010 D	0.2500	13,900 per 12,000 units	13,400 per 12,000 units	2010/02/25	188,000,000	2009/09/10
66792	KBC Fin Products Int'l Ltd.	HSCEI R Bear CBBC Mar 2010 A	0.2500	13,100 per 15,000 units	12,600 per 15,000 units	2010/03/30	188,000,000	2009/09/10
66774	CC Rabobank B.A.	HSI R Bull CBBC Apr 2010 H	0.2500	17,400 per 15,000 units	17,900 per 15,000 units	2010/04/29	180,000,000	2009/09/10
66775	CC Rabobank B.A.	HSI R Bull CBBC Apr 2010 I	0.2500	17,600 per 15,000 units	18,100 per 15,000 units	2010/04/29	180,000,000	2009/09/10
66779	CC Rabobank B.A.	HSI R Bear CBBC Apr 2010 J	0.2500	20,800 per 15,000 units	20,300 per 15,000 units	2010/04/29	180,000,000	2009/09/10
66780	CC Rabobank B.A.	HSI R Bear CBBC Apr 2010 K	0.2500	21,100 per 22,000 units	20,600 per 22,000 units	2010/04/29	180,000,000	2009/09/10
66781	CC Rabobank B.A.	HSI R Bear CBBC Apr 2010 L	0.2500	21,300 per 22,000 units	20,800 per 22,000 units	2010/04/29	180,000,000	2009/09/10
66787	UBS AG	HSI R Bull CBBC Mar 2010 L	0.2500	19,000 per 20,000 units	19,500 per 20,000 units	2010/03/30	300,000,000	2009/09/10
66776	UBS AG	HSI R Bear CBBC Jan 2010 C	0.2500	20,200 per 10,000 units	19,700 per 10,000 units	2010/01/28	300,000,000	2009/09/10
66777	UBS AG	HSI R Bear CBBC Feb 2010 E	0.2500	20,300 per 38,000 units	19,800 per 38,000 units	2010/02/25	400,000,000	2009/09/10
66832	ABN AMRO Bank N.V.	CC Bank R Bull CBBC Mar 2010 A	0.2500	4.8800	5.6800	2010/03/16	80,000,000	2009/09/11
66830	ABN AMRO Bank N.V.	A50 China R Bull CBBC Jan 2010 G	0.2500	12.5800	13.3800	2010/01/18	80,000,000	2009/09/11
66829	ABN AMRO Bank N.V.	A50 China R Bull CBBC Jan 2010 I	0.2500	12.0800	12.8800	2010/01/18	80,000,000	2009/09/11
66831	ABN AMRO Bank N.V.	A50 China R Bull CBBC Jan 2010 U	0.2500	12.9800	13.7800	2010/01/18	80,000,000	2009/09/11
66833	ABN AMRO Bank N.V.	HKE X R Bear CBBC Jan 2010 G	0.3320	173.88 per 100 units	165.88 per 100 units	2010/01/18	80,000,000	2009/09/11
66827	ABN AMRO Bank N.V.	HSI R Bull CBBC Feb 2010 V	0.2500	19,300 per 13,000 units	19,900 per 13,000 units	2010/02/25	250,000,000	2009/09/11
66828	ABN AMRO Bank N.V.	HSI R Bull CBBC Feb 2010 W	0.2500	19,500 per 10,000 units	20,100 per 10,000 units	2010/02/25	250,000,000	2009/09/11
66834	ABN AMRO Bank N.V.	Shimao R Bear CBBC Mar 2010 C	0.3610	17.0000	15.5000	2010/03/16	80,000,000	2009/09/11
66821	BNP Paribas Arbit Issu B.V.	HSI R Bull CBBC Mar 2010 B	0.2500	19,200 per 15,000 units	19,800 per 15,000 units	2010/03/30	300,000,000	2009/09/11
66822	BNP Paribas Arbit Issu B.V.	HSI R Bull CBBC Mar 2010 F	0.2500	19,600 per 14,000 units	20,300 per 14,000 units	2010/03/30	300,000,000	2009/09/11
66820	BNP Paribas Arbit Issu B.V.	HSI R Bull CBBC Mar 2010 Z	0.2500	18,500 per 15,000 units	19,100 per 15,000 units	2010/03/30	300,000,000	2009/09/11
66837	Credit Suisse	A50 China R Bull CBBC Jan 2010 Y	0.2500	12.7000	13.3000	2010/01/25	100,000,000	2009/09/11
66838	Credit Suisse	HKE X R Bull CBBC Jan 2010 U	0.2500	132 per 100 units	138 per 100 units	2010/01/25	100,000,000	2009/09/11
66835	Credit Suisse	HSI R Bull CBBC Jan 2010 W	0.2500	19,500 per 10,000 units	20,000 per 10,000 units	2010/01/28	200,000,000	2009/09/11
66836	Credit Suisse	HSI R Bull CBBC Jan 2010 X	0.2500	19,800 per 10,000 units	20,300 per 10,000 units	2010/01/28	200,000,000	2009/09/11
66823	Deutsche Bank AG	China Life R Bull CBBC Mar 2010 B	0.4000	31.1800	32.1800	2010/03/01	150,000,000	2009/09/11
66826	Deutsche Bank AG	A50 China R Bull CBBC Mar 2010 A	0.2800	11.8800	12.6800	2010/03/01	150,000,000	2009/09/11
66825	Deutsche Bank AG	HSI R Bull CBBC Feb 2010 M	0.2500	19,800 per 12,000 units	20,300 per 12,000 units	2010/02/25	300,000,000	2009/09/11
66824	Deutsche Bank AG	HSI R Bull CBBC Feb 2010 W	0.2700	19,600 per 12,000 units	20,100 per 12,000 units	2010/02/25	300,000,000	2009/09/11
66800	Deutsche Bank AG	HSI R Bull CBBC Mar 2010 M	0.2500	19,300 per 12,000 units	19,800 per 12,000 units	2010/03/30	300,000,000	2009/09/11

**Newly listed callable bull/bear contracts (continued)**

Code	Issuer	Name of issue	Issue prices (HK\$)	Strike price (HKD) / Strike level per 10 units	Call price (HKD) / Call level per 10 units	Expiry date	No. of issue (units)	Listing date
66806	KBC Fin Products Int'l Ltd.	A50 China R Bull CBBC Dec 09G	0.2500	12.8300	13.4800	2009/12/15	188,000,000	2009/09/11
66805	KBC Fin Products Int'l Ltd.	A50 China R Bull CBBC Jan 10I	0.2500	12.2800	12.9800	2010/01/11	188,000,000	2009/09/11
66809	KBC Fin Products Int'l Ltd.	A50 China R Bear CBBC Jan 10J	0.2700	16.3300	15.6800	2010/01/06	188,000,000	2009/09/11
66807	KBC Fin Products Int'l Ltd.	HSI R Bull CBBC Dec 2009 V	0.2500	19,700 per 12,000 units	20,200 per 12,000 units	2009/12/30	248,000,000	2009/09/11
66808	KBC Fin Products Int'l Ltd.	HSI R Bull CBBC Feb 2010 Y	0.2500	19,700 per 15,000 units	20,300 per 15,000 units	2010/02/25	308,000,000	2009/09/11
66802	KBC Fin Products Int'l Ltd.	HSI R Bear CBBC Dec 2009 I	0.2500	20,700 per 10,000 units	20,200 per 10,000 units	2009/12/30	208,000,000	2009/09/11
66803	KBC Fin Products Int'l Ltd.	HSI R Bear CBBC Dec 2009 X	0.2500	20,900 per 12,000 units	20,400 per 12,000 units	2009/12/30	248,000,000	2009/09/11
66804	KBC Fin Products Int'l Ltd.	HSI R Bear CBBC Feb 2010 X	0.2500	20,700 per 12,000 units	20,100 per 12,000 units	2010/02/25	248,000,000	2009/09/11
66793	SGA Societe Generale Acceptance N.V.	CLife R Bull CBBC Jan10S	0.3000	30.5000	32.0000	2010/01/20	100,000,000	2009/09/11
66798	SGA Societe Generale Acceptance N.V.	A50 R Bull CBBC Jan10E	0.2500	11.9000	12.5000	2010/01/20	150,000,000	2009/09/11
66797	SGA Societe Generale Acceptance N.V.	HSI R Bear CBBC Mar10L	0.2500	20,500 per 12,000 units	19,900 per 12,000 units	2010/03/30	300,000,000	2009/09/11
66796	SGA Societe Generale Acceptance N.V.	HSI R Bear CBBC Mar10O	0.2500	20,400 per 15,000 units	19,800 per 15,000 units	2010/03/30	300,000,000	2009/09/11
66799	UBS AG	China Mobile R Bull CBBC Feb 2010 G	0.2500	70.88 per 100 units	74.88 per 100 units	2010/02/22	200,000,000	2009/09/11
66814	UBS AG	China Life R Bull CBBC Feb 2010 M	0.2500	31.8800	32.8800	2010/02/22	200,000,000	2009/09/11
66818	UBS AG	A50 China R Bull CBBC Feb 2010 F	0.2500	12.3800	12.8800	2010/02/22	200,000,000	2009/09/11
66819	UBS AG	A50 China R Bull CBBC Feb 2010 G	0.2500	13.3800	13.8800	2010/02/22	200,000,000	2009/09/11
66815	UBS AG	HKEx R Bull CBBC Feb 2010 K	0.2500	127.88 per 100 units	133.88 per 100 units	2010/02/22	200,000,000	2009/09/11
66816	UBS AG	HKEx R Bull CBBC Feb 2010 L	0.2500	132.88 per 100 units	138.88 per 100 units	2010/02/22	200,000,000	2009/09/11
66813	UBS AG	HSCEI R Bull CBBC Jan 2010 B	0.2500	11,000 per 20,000 units	11,500 per 20,000 units	2010/01/28	100,000,000	2009/09/11
66811	UBS AG	HSI R Bull CBBC Jan 2010 I	0.2500	19,500 per 20,000 units	20,000 per 20,000 units	2010/01/28	300,000,000	2009/09/11
66810	UBS AG	HSI R Bull CBBC Jan 2010 K	0.2500	19,400 per 10,000 units	19,900 per 10,000 units	2010/01/28	300,000,000	2009/09/11
66812	UBS AG	HSI R Bull CBBC Jan 2010 U	0.2500	19,800 per 10,000 units	20,300 per 10,000 units	2010/01/28	300,000,000	2009/09/11
66801	UBS AG	HSI R Bear CBBC Dec 2009 B	0.2500	20,700 per 12,000 units	20,200 per 12,000 units	2009/12/30	300,000,000	2009/09/11
66817	UBS AG	Shimao R Bull CBBC Feb 2010 A	0.2850	10.6800	11.8800	2010/02/22	100,000,000	2009/09/11
66871	ABN AMRO Bank N.V.	HSI R Bull CBBC Feb 2010 B	0.2500	20,000 per 10,000 units	20,500 per 10,000 units	2010/02/25	250,000,000	2009/09/14
66868	ABN AMRO Bank N.V.	HSI R Bull CBBC Feb 2010 X	0.2500	19,400 per 13,000 units	20,000 per 13,000 units	2010/02/25	250,000,000	2009/09/14
66869	ABN AMRO Bank N.V.	HSI R Bull CBBC Feb 2010 Y	0.2500	19,600 per 13,000 units	20,200 per 13,000 units	2010/02/25	250,000,000	2009/09/14
66870	ABN AMRO Bank N.V.	HSI R Bull CBBC Feb 2010 Z	0.2510	19,800 per 10,000 units	20,300 per 10,000 units	2010/02/25	250,000,000	2009/09/14
66881	Barclays Bank plc	HSI Bull CBBC Mar 2010 A	0.2600	18,800 per 13,000 units	19,300 per 13,000 units	2010/03/30	300,000,000	2009/09/14
66882	Barclays Bank plc	HSI Bull CBBC Mar 2010 B	0.2600	19,200 per 13,000 units	19,700 per 13,000 units	2010/03/30	300,000,000	2009/09/14
66886	Barclays Bank plc	HSI R Bear CBBC Mar 2010 C	0.2600	21,800 per 13,000 units	21,300 per 13,000 units	2010/03/30	300,000,000	2009/09/14
66887	Barclays Bank plc	HSI R Bear CBBC Mar 2010 D	0.2600	22,200 per 13,000 units	21,700 per 13,000 units	2010/03/30	300,000,000	2009/09/14
66883	BNP Paribas Arbit Issu B.V.	HSI R Bull CBBC Mar 2010 R	0.2500	19,900 per 14,000 units	20,600 per 14,000 units	2010/03/30	300,000,000	2009/09/14
66853	Credit Suisse	A50 China R Bull CBBC Jan 2010 Z	0.2500	13.4000	14.0000	2010/01/25	100,000,000	2009/09/14
66852	Credit Suisse	HSI R Bull CBBC Jan 2010 Z	0.2500	20,000 per 10,000 units	20,500 per 10,000 units	2010/01/28	200,000,000	2009/09/14
66845	Credit Suisse	HSI R Bear CBBC Jan 2010 Y	0.2500	21,000 per 10,000 units	20,500 per 10,000 units	2010/01/28	200,000,000	2009/09/14
66854	Credit Suisse	HSI R Bear CBBC Feb 2010 A	0.2500	22,800 per 10,000 units	22,300 per 10,000 units	2010/02/25	200,000,000	2009/09/14
66872	Goldman Sachs SP (Asia)	HSI R Bull CBBC Apr 2010 W	0.2500	19,700 per 24,000 units	20,200 per 24,000 units	2010/04/29	200,000,000	2009/09/14
66873	Goldman Sachs SP (Asia)	HSI R Bull CBBC Apr 2010 X	0.2500	19,900 per 12,000 units	20,400 per 12,000 units	2010/04/29	200,000,000	2009/09/14
66874	Goldman Sachs SP (Asia)	HSI R Bull CBBC May 2010 A	0.2500	19,300 per 24,000 units	19,800 per 24,000 units	2010/05/28	200,000,000	2009/09/14
66875	Goldman Sachs SP (Asia)	HSI R Bull CBBC May 2010 B	0.2500	19,500 per 12,000 units	20,000 per 12,000 units	2010/05/28	200,000,000	2009/09/14
66866	KBC Fin Products Int'l Ltd.	HSI R Bull CBBC Jan 2010 C	0.2500	19,900 per 10,000 units	20,400 per 10,000 units	2010/01/28	208,000,000	2009/09/14
66867	KBC Fin Products Int'l Ltd.	HSI R Bull CBBC Feb 2010 Z	0.2500	20,100 per 12,000 units	20,600 per 12,000 units	2010/02/25	248,000,000	2009/09/14

**Newly listed callable bull/bear contracts (continued)**

Code	Issuer	Name of issue	Issue prices (HK\$)	Strike price (HKD) / Strike level per 10 units	Call price (HKD) / Call level per 10 units	Expiry date	No. of issue (units)	Listing date
66843	KBC Fin Products Int'l Ltd.	HSI R Bear CBBC Jan 2010 P	0.2500	21,000 per 15,000 units	20,500 per 15,000 units	2010/01/28	308,000,000	2009/09/14
66844	KBC Fin Products Int'l Ltd.	HSI R Bear CBBC Jan 2010 Q	0.2500	21,100 per 10,000 units	20,600 per 10,000 units	2010/01/28	208,000,000	2009/09/14
66851	SGA Societe Generale Acceptance N.V.	HSI R Bull CBBC Mar10A	0.2500	19,800 per 10,000 units	20,400 per 10,000 units	2010/03/30	300,000,000	2009/09/14
66850	SGA Societe Generale Acceptance N.V.	HSI R Bull CBBC Mar10D	0.2500	19,700 per 12,000 units	20,300 per 12,000 units	2010/03/30	300,000,000	2009/09/14
66840	SGA Societe Generale Acceptance N.V.	HSI R Bull CBBC Mar10E	0.2500	19,400 per 12,000 units	20,000 per 12,000 units	2010/03/30	300,000,000	2009/09/14
66841	SGA Societe Generale Acceptance N.V.	HSI R Bull CBBC Mar10F	0.2500	19,500 per 10,000 units	20,100 per 10,000 units	2010/03/30	300,000,000	2009/09/14
66842	SGA Societe Generale Acceptance N.V.	HSI R Bull CBBC Mar10J	0.2500	19,600 per 15,000 units	20,200 per 15,000 units	2010/03/30	300,000,000	2009/09/14
66839	SGA Societe Generale Acceptance N.V.	HSI R Bull CBBC Mar10K	0.2500	19,300 per 15,000 units	19,900 per 15,000 units	2010/03/30	300,000,000	2009/09/14
66855	UBS AG	CHALCO R Bull CBBC Feb 2010 N	0.2500	7.3800	8.3800	2010/02/22	100,000,000	2009/09/14
66856	UBS AG	BOCL R Bull CBBC Feb 2010 E	0.2500	3.3800	3.8800	2010/02/22	200,000,000	2009/09/14
66857	UBS AG	CC Bank R Bull CBBC Feb 2010 F	0.2500	5.4800	5.8800	2010/02/08	100,000,000	2009/09/14
66858	UBS AG	CCHC R Bull CBBC Jan 2010 B	0.2500	8.3800	9.3800	2010/01/11	100,000,000	2009/09/14
66859	UBS AG	CCHC R Bull CBBC Jan 2010 C	0.2500	8.8800	9.8800	2010/01/11	100,000,000	2009/09/14
66860	UBS AG	China Life R Bull CBBC Feb 2010 N	0.2500	32.8800	33.8800	2010/02/22	200,000,000	2009/09/14
66847	UBS AG	A50 China R Bear CBBC Jan 2010 C	0.2500	14.6300	14.1300	2010/01/25	200,000,000	2009/09/14
66861	UBS AG	R&F R Bull CBBC Jan 2010 I	0.4100	10.8800	12.3800	2010/01/18	100,000,000	2009/09/14
66862	UBS AG	R&F R Bull CBBC Jan 2010 J	0.3100	11.8800	13.3800	2010/01/18	100,000,000	2009/09/14
66863	UBS AG	R&F R Bull CBBC Jan 2010 K	0.2500	12.8800	14.3800	2010/01/18	100,000,000	2009/09/14
66846	UBS AG	HKEX R Bear CBBC Feb 2010 M	0.2500	149.88 per 100 units	143.88 per 100 units	2010/02/08	200,000,000	2009/09/14
66876	UBS AG	HSI R Bull CBBC Dec 2009 A	0.2500	20,000 per 10,000 units	20,500 per 10,000 units	2009/12/30	300,000,000	2009/09/14
66877	UBS AG	HSI R Bull CBBC Dec 2009 G	0.2500	20,100 per 12,000 units	20,600 per 12,000 units	2009/12/30	300,000,000	2009/09/14
66878	UBS AG	HSI R Bull CBBC Jan 2010 L	0.2500	19,700 per 12,000 units	20,200 per 12,000 units	2010/01/28	300,000,000	2009/09/14
66879	UBS AG	HSI R Bull CBBC Feb 2010 T	0.2500	19,300 per 12,000 units	19,800 per 12,000 units	2010/02/25	300,000,000	2009/09/14
66880	UBS AG	HSI R Bull CBBC May 2010 V	0.2500	19,800 per 38,000 units	20,300 per 38,000 units	2010/05/28	400,000,000	2009/09/14
66848	UBS AG	HSI R Bear CBBC Dec 2009 E	0.2500	21,000 per 10,000 units	20,500 per 10,000 units	2009/12/30	300,000,000	2009/09/14
66849	UBS AG	HSI R Bear CBBC Dec 2009 J	0.2500	20,900 per 12,000 units	20,400 per 12,000 units	2009/12/30	300,000,000	2009/09/14
66864	UBS AG	Jiangxi Copper R Bull CBBC Feb 2010 F	0.2500	15.6800	16.8800	2010/02/22	100,000,000	2009/09/14
66865	UBS AG	Shimao R Bull CBBC Feb 2010 B	0.2500	11.6800	12.8800	2010/02/22	100,000,000	2009/09/14
66648*	UBS AG	HSI R Bull CBBC Dec 2009 S	0.1470	19,500 per 12,000 units	20,000 per 12,000 units	2009/12/30	300,000,000	2009/09/14
66913	ABN AMRO Bank N.V.	A50 China R Bull CBBC Jan 2010 A	0.2510	13.1200	13.9200	2010/01/18	80,000,000	2009/09/15
66914	ABN AMRO Bank N.V.	HSI R Bull CBBC Feb 2010 F	0.2510	20,000 per 13,000 units	20,600 per 13,000 units	2010/02/25	250,000,000	2009/09/15
66915	ABN AMRO Bank N.V.	HSI R Bull CBBC Feb 2010 G	0.2510	20,300 per 10,000 units	20,800 per 10,000 units	2010/02/25	250,000,000	2009/09/15
66916	ABN AMRO Bank N.V.	HSI R Bear CBBC Feb 2010 H	0.2500	21,600 per 10,000 units	21,100 per 10,000 units	2010/02/25	250,000,000	2009/09/15
66917	ABN AMRO Bank N.V.	HSI R Bear CBBC Feb 2010 I	0.2500	22,100 per 13,000 units	21,500 per 13,000 units	2010/02/25	250,000,000	2009/09/15
66894	BNP Paribas Arbit Issu B.V.	HSI R Bull CBBC Feb 2010 I	0.2500	19,400 per 12,000 units	20,000 per 12,000 units	2010/02/25	300,000,000	2009/09/15
66912	BNP Paribas Arbit Issu B.V.	HSI R Bull CBBC Feb 2010 K	0.2500	20,300 per 12,000 units	21,000 per 12,000 units	2010/02/25	300,000,000	2009/09/15
66895	Credit Suisse	China Life R Bull CBBC Jan 2010 K	0.2650	32.0000	33.0000	2010/01/25	100,000,000	2009/09/15
66899	Credit Suisse	China Life R Bear CBBC Feb 2010 A	0.9500	43.8000	42.8000	2010/02/22	100,000,000	2009/09/15
66896	Credit Suisse	HKEX R Bear CBBC Feb 2010 A	0.4000	179 per 100 units	173 per 100 units	2010/02/22	100,000,000	2009/09/15
66897	Credit Suisse	HSBC R Bear CBBC Feb 2010 A	0.2500	108 per 100 units	103 per 100 units	2010/02/22	100,000,000	2009/09/15
66908	Credit Suisse	HSI R Bull CBBC Jan 2010 F	0.2500	20,500 per 10,000 units	21,000 per 10,000 units	2010/01/28	200,000,000	2009/09/15
66898	Credit Suisse	HSI R Bull CBBC Feb 2010 B	0.2500	19,200 per 38,000 units	19,800 per 38,000 units	2010/02/25	190,000,000	2009/09/15
66892	Credit Suisse	HSI R Bear CBBC Jan 2010 B	0.2500	21,300 per 10,000 units	20,800 per 10,000 units	2010/01/28	200,000,000	2009/09/15



## Newly listed callable bull/bear contracts (continued)

Code	Issuer	Name of issue	Issue prices (HK\$)	Strike price (HKD) / Strike level per 10 units	Call price (HKD) / Call level per 10 units	Expiry date	No. of issue (units)	Listing date
66909	Credit Suisse	HSI R Bear CBBC Feb 2010 C	0.4050	25,000 per 10,000 units	24,500 per 10,000 units	2010/02/25	200,000,000	2009/09/15
66921	Deutsche Bank AG	HSI R Bull CBBC Feb 2010 X	0.2500	20,500 per 12,000 units	21,000 per 12,000 units	2010/02/25	300,000,000	2009/09/15
66893	Deutsche Bank AG	HSI R Bull CBBC Mar 2010 A	0.2500	20,200 per 12,000 units	20,700 per 12,000 units	2010/03/30	300,000,000	2009/09/15
66890	Deutsche Bank AG	HSI R Bull CBBC Mar 2010 N	0.2500	20,000 per 12,000 units	20,500 per 12,000 units	2010/03/30	300,000,000	2009/09/15
66922	Deutsche Bank AG	HSI R Bear CBBC Jan 2010 I	0.3000	23,500 per 15,000 units	22,800 per 15,000 units	2010/01/28	300,000,000	2009/09/15
66918	Goldman Sachs SP (Asia)	HSI R Bull CBBC May 2010 C	0.2500	20,100 per 12,000 units	20,600 per 12,000 units	2010/05/28	200,000,000	2009/09/15
66919	Goldman Sachs SP (Asia)	HSI R Bull CBBC May 2010 D	0.2500	20,300 per 35,000 units	20,800 per 35,000 units	2010/05/28	200,000,000	2009/09/15
66920	Goldman Sachs SP (Asia)	HSI R Bull CBBC May 2010 E	0.2500	20,500 per 12,000 units	21,000 per 12,000 units	2010/05/28	200,000,000	2009/09/15
66889	HK Bank	HSI R Bull CBBC May 2010 C	0.2500	18,800 per 22,000 units	19,600 per 22,000 units	2010/05/28	120,000,000	2009/09/15
66910	KBC Fin Products Int'l Ltd.	HSI R Bull CBBC Jan 2010 A	0.2500	20,300 per 10,000 units	20,800 per 10,000 units	2010/01/28	268,000,000	2009/09/15
66911	KBC Fin Products Int'l Ltd.	HSI R Bull CBBC Jan 2010 V	0.2500	20,500 per 12,000 units	21,000 per 12,000 units	2010/01/28	288,000,000	2009/09/15
66901	KBC Fin Products Int'l Ltd.	HSI R Bear CBBC Jan 2010 B	0.2500	21,500 per 10,000 units	21,000 per 10,000 units	2010/01/28	268,000,000	2009/09/15
66900	KBC Fin Products Int'l Ltd.	HSI R Bear CBBC Jan 2010 R	0.2500	21,300 per 12,000 units	20,800 per 12,000 units	2010/01/28	288,000,000	2009/09/15
66926	UBS AG	BOCL R Bear CBBC Feb 2010 F	0.2500	5.8800	5.3800	2010/02/22	200,000,000	2009/09/15
66930	UBS AG	China Mobile R Bull CBBC Feb 2010 H	0.2500	74.88 per 100 units	78.88 per 100 units	2010/02/22	200,000,000	2009/09/15
66929	UBS AG	China Life R Bull CBBC Feb 2010 O	0.2500	33.8800	34.8800	2010/02/22	200,000,000	2009/09/15
66932	UBS AG	CNOOC R Bull CBBC Feb 2010 G	0.2500	9.5800	10.3800	2010/02/22	100,000,000	2009/09/15
66931	UBS AG	Sinopec Corp R Bull CBBC Feb 2010 G	0.2500	5.8800	6.3800	2010/02/22	100,000,000	2009/09/15
66903	UBS AG	China Shenhua R Bull CBBC Feb 2010 C	0.3800	29.3800	31.3800	2010/02/22	100,000,000	2009/09/15
66905	UBS AG	HKEx R Bull CBBC Feb 2010 N	0.2500	137.88 per 100 units	143.88 per 100 units	2010/02/22	200,000,000	2009/09/15
66933	UBS AG	HSBC R Bull CBBC Feb 2010 K	0.2500	78.88 per 100 units	83.88 per 100 units	2010/02/22	100,000,000	2009/09/15
66923	UBS AG	HSCEI R Bull CBBC Feb 2010 V	0.2500	11,500 per 20,000 units	12,000 per 20,000 units	2010/02/25	100,000,000	2009/09/15
66927	UBS AG	HSCEI R Bear CBBC Feb 2010 W	0.2500	14,800 per 20,000 units	14,300 per 20,000 units	2010/02/25	100,000,000	2009/09/15
66928	UBS AG	HSCEI R Bear CBBC Feb 2010 X	0.2500	15,300 per 20,000 units	14,800 per 20,000 units	2010/02/25	100,000,000	2009/09/15
66924	UBS AG	HSI R Bull CBBC Jan 2010 W	0.2500	20,500 per 10,000 units	21,000 per 10,000 units	2010/01/28	300,000,000	2009/09/15
66888	UBS AG	HSI R Bull CBBC Jan 2010 Y	0.2500	19,600 per 10,000 units	20,100 per 10,000 units	2010/01/28	300,000,000	2009/09/15
66925	UBS AG	HSI R Bull CBBC Mar 2010 B	0.2500	20,200 per 10,000 units	20,700 per 10,000 units	2010/03/30	300,000,000	2009/09/15
66885	UBS AG	HSI R Bull CBBC Mar 2010 R	0.2500	19,900 per 12,000 units	20,400 per 12,000 units	2010/03/30	300,000,000	2009/09/15
66884	UBS AG	HSI R Bull CBBC Apr 2010 D	0.2500	20,000 per 20,000 units	20,500 per 20,000 units	2010/04/29	300,000,000	2009/09/15
66891	UBS AG	HSI R Bear CBBC Dec 2009 O	0.2500	21,200 per 10,000 units	20,700 per 10,000 units	2009/12/30	300,000,000	2009/09/15
66907	UBS AG	HSI R Bear CBBC Dec 2009 T	0.2500	21,500 per 10,000 units	21,000 per 10,000 units	2009/12/30	300,000,000	2009/09/15
66934	UBS AG	Hutchison R Bull CBBC Feb 2010 D	0.2500	48.88 per 100 units	53.88 per 100 units	2010/02/22	100,000,000	2009/09/15
66902	UBS AG	ICBC R Bull CBBC Feb 2010 C	0.2500	4.9800	5.3800	2010/02/22	100,000,000	2009/09/15
66906	UBS AG	ICBC R Bear CBBC Feb 2010 D	0.2500	7.7800	7.3800	2010/02/22	100,000,000	2009/09/15
66935	UBS AG	Jiangxi Copper R Bull CBBC Feb 2010 G	0.2500	16.6800	17.8800	2010/02/22	100,000,000	2009/09/15
66904	UBS AG	Petrochina R Bull CBBC Feb 2010 G	0.2500	8.2800	8.8800	2010/02/22	100,000,000	2009/09/15
66936	UBS AG	Ping An R Bull CBBC Feb 2010 G	0.2500	52.88 per 100 units	58.88 per 100 units	2010/02/22	100,000,000	2009/09/15
66937	UBS AG	SHK Ppt R Bull CBBC Feb 2010 Q	0.2500	95.88 per 100 units	103.88 per 100 units	2010/02/22	100,000,000	2009/09/15
66985	ABN AMRO Bank N.V.	COVS R Bear CBBC Mar 2010 C	0.3820	21.4800	20.2800	2010/03/16	80,000,000	2009/09/16
66986	ABN AMRO Bank N.V.	R&F R Bear CBBC Jan 2010 C	0.5380	20.0800	18.8800	2010/01/25	80,000,000	2009/09/16
66991	ABN AMRO Bank N.V.	HSCEI R Bull CBBC Feb 2010 A	0.2500	10,700 per 12,000 units	11,200 per 12,000 units	2010/02/25	250,000,000	2009/09/16
66992	ABN AMRO Bank N.V.	HSCEI R Bull CBBC Feb 2010 B	0.2510	11,000 per 10,000 units	11,500 per 10,000 units	2010/02/25	250,000,000	2009/09/16
66996	ABN AMRO Bank N.V.	HSCEI R Bear CBBC Feb 2010 C	0.2550	13,300 per 10,000 units	12,800 per 10,000 units	2010/02/25	250,000,000	2009/09/16

## Newly listed callable bull/bear contracts (continued)

Code	Issuer	Name of issue	Issue prices (HK\$)	Strike price (HKD) / Strike level per 10 units	Call price (HKD) / Call level per 10 units	Expiry date	No. of issue (units)	Listing date
66997	ABN AMRO Bank N.V.	HSCEI R Bear CBBC Feb 2010 D	0.2510	13,600 per 12,000 units	13,100 per 12,000 units	2010/02/25	250,000,000	2009/09/16
66983	BNP Paribas Arbit Issu B.V.	HSI R Bear CBBC Mar 2010 K	0.2500	21,600 per 12,000 units	20,900 per 12,000 units	2010/03/30	300,000,000	2009/09/16
66969	Credit Suisse	HKEx R Bear CBBC Feb 2010 B	0.3850	184 per 100 units	178 per 100 units	2010/02/22	100,000,000	2009/09/16
66967	Credit Suisse	HSI R Bull CBBC Jan 2010 C	0.2500	20,300 per 10,000 units	20,800 per 10,000 units	2010/01/28	200,000,000	2009/09/16
66982	Credit Suisse	HSI R Bear CBBC Jan 2010 G	0.2500	21,500 per 10,000 units	21,000 per 10,000 units	2010/01/28	200,000,000	2009/09/16
66968	Credit Suisse	HSI R Bear CBBC Feb 2010 D	0.3850	24,800 per 10,000 units	24,300 per 10,000 units	2010/02/25	200,000,000	2009/09/16
66959	Deutsche Bank AG	HSI R Bull CBBC Feb 2010 N	0.2600	20,300 per 12,000 units	20,800 per 12,000 units	2010/02/25	300,000,000	2009/09/16
66970	Deutsche Bank AG	HSI R Bear CBBC Jan 2010 O	0.2700	21,600 per 12,000 units	21,100 per 12,000 units	2010/01/28	300,000,000	2009/09/16
66971	Deutsche Bank AG	HSI R Bear CBBC Jan 2010 Q	0.2500	21,700 per 15,000 units	21,000 per 15,000 units	2010/01/28	300,000,000	2009/09/16
66972	Deutsche Bank AG	HSI R Bear CBBC Feb 2010 Y	0.2500	21,400 per 12,000 units	20,900 per 12,000 units	2010/02/25	300,000,000	2009/09/16
66981	Goldman Sachs SP (Asia)	HSI R Bear CBBC Apr 2010 Y	0.2500	21,500 per 24,000 units	21,000 per 24,000 units	2010/04/29	200,000,000	2009/09/16
66973	KBC Fin Products Int'l Ltd.	CCHC R Bull CBBC Jan 2010 C	0.2500	8.9800	9.9800	2010/01/11	98,000,000	2009/09/16
66974	KBC Fin Products Int'l Ltd.	A50 China R Bear CBBC Dec 09H	0.2900	16.5800	15.9800	2009/12/16	188,000,000	2009/09/16
66975	KBC Fin Products Int'l Ltd.	A50 China R Bear CBBC Feb 10A	0.3400	17.0000	16.3800	2010/02/01	188,000,000	2009/09/16
66987	KBC Fin Products Int'l Ltd.	HKEx R Bull CBBC Jan 10H	0.2500	133.88 per 100 units	140.88 per 100 units	2010/01/05	188,000,000	2009/09/16
66988	KBC Fin Products Int'l Ltd.	JiangC R Bull CBBC Jan 10A	0.5900	13.2800	14.4800	2010/01/18	100,000,000	2009/09/16
66989	KBC Fin Products Int'l Ltd.	JiangC R Bull CBBC Jan 10B	0.3400	15.7800	16.9800	2010/01/08	100,000,000	2009/09/16
66990	KBC Fin Products Int'l Ltd.	JiangC R Bull CBBC Feb 10A	0.4500	14.6800	15.8800	2010/02/01	100,000,000	2009/09/16
66962	CC Rabobank B.A.	HSI R Bull CBBC Apr 2010 M	0.2500	19,100 per 22,000 units	19,600 per 22,000 units	2010/04/29	180,000,000	2009/09/16
66963	CC Rabobank B.A.	HSI R Bull CBBC Apr 2010 N	0.2500	19,300 per 22,000 units	19,800 per 22,000 units	2010/04/29	180,000,000	2009/09/16
66964	CC Rabobank B.A.	HSI R Bull CBBC Apr 2010 O	0.2500	19,500 per 22,000 units	20,000 per 22,000 units	2010/04/29	180,000,000	2009/09/16
66965	CC Rabobank B.A.	HSI R Bull CBBC Apr 2010 P	0.2500	19,700 per 30,000 units	20,200 per 30,000 units	2010/04/29	180,000,000	2009/09/16
66966	CC Rabobank B.A.	HSI R Bull CBBC Apr 2010 Q	0.2500	20,000 per 15,000 units	20,500 per 15,000 units	2010/04/29	180,000,000	2009/09/16
66941	SGA Societe Generale Acceptance N.V.	CMob R Bull CBBC Jan10O	0.2500	74 per 100 units	78 per 100 units	2010/01/13	300,000,000	2009/09/16
66938	SGA Societe Generale Acceptance N.V.	CCHC R Bull CBBC Jan10K	0.2500	8.5000	9.5000	2010/01/13	100,000,000	2009/09/16
66939	SGA Societe Generale Acceptance N.V.	CLife R Bull CBBC Jan10T	0.3800	31.3000	33.0000	2010/01/20	100,000,000	2009/09/16
66940	SGA Societe Generale Acceptance N.V.	CLife R Bull CBBC Jan10U	0.2800	32.3000	34.0000	2010/01/20	100,000,000	2009/09/16
66946	SGA Societe Generale Acceptance N.V.	A50 R Bull CBBC Jan10F	0.2500	12.3000	13.0000	2010/01/20	150,000,000	2009/09/16
66947	SGA Societe Generale Acceptance N.V.	A50 R Bull CBBC Jan10I	0.2500	12.8000	13.5000	2010/01/20	150,000,000	2009/09/16
66948	SGA Societe Generale Acceptance N.V.	A50 R Bull CBBC Jan10J	0.2500	13.3000	14.0000	2010/01/20	150,000,000	2009/09/16
66942	SGA Societe Generale Acceptance N.V.	R&F R Bull CBBC Jan10M	0.3800	11.2000	12.5000	2010/01/20	50,000,000	2009/09/16
66943	SGA Societe Generale Acceptance N.V.	HKEx R Bull CBBC Jan10T	0.2500	129 per 100 units	138 per 100 units	2010/01/13	150,000,000	2009/09/16
66944	SGA Societe Generale Acceptance N.V.	HSBC R Bull CBBC Jan10M	0.2500	75 per 100 units	79 per 100 units	2010/01/20	300,000,000	2009/09/16
66950	SGA Societe Generale Acceptance NV	HSCEI R Bull CBBC Jan10E	0.2500	11,000 per 12,000 units	11,600 per 12,000 units	2010/01/28	200,000,000	2009/09/16
66951	SGA Societe Generale Acceptance N.V.	HSI R Bull CBBC Jan10O	0.2500	19,200 per 25,000 units	19,800 per 25,000 units	2010/01/28	500,000,000	2009/09/16
66954	SGA Societe Generale Acceptance N.V.	HSI R Bull CBBC Apr10G	0.2500	20,100 per 10,000 units	20,700 per 10,000 units	2010/04/29	300,000,000	2009/09/16
66955	SGA Societe Generale Acceptance N.V.	HSI R Bull CBBC Apr10H	0.2500	20,200 per 15,000 units	20,800 per 15,000 units	2010/04/29	300,000,000	2009/09/16
66957	SGA Societe Generale Acceptance N.V.	HSI R Bull CBBC Apr10I	0.2500	20,400 per 10,000 units	21,000 per 10,000 units	2010/04/29	300,000,000	2009/09/16
66956	SGA Societe Generale Acceptance N.V.	HSI R Bull CBBC Apr10J	0.2500	20,300 per 12,000 units	20,900 per 12,000 units	2010/04/29	300,000,000	2009/09/16
66952	SGA Societe Generale Acceptance N.V.	HSI R Bull CBBC Apr10W	0.2500	19,900 per 15,000 units	20,500 per 15,000 units	2010/04/29	300,000,000	2009/09/16
66953	SGA Societe Generale Acceptance N.V.	HSI R Bull CBBC Apr10X	0.2500	20,000 per 12,000 units	20,600 per 12,000 units	2010/04/29	300,000,000	2009/09/16
66958	SGA Societe Generale Acceptance N.V.	HSI R Bull CBBC May10E	0.2500	18,800 per 35,000 units	19,400 per 35,000 units	2010/05/28	500,000,000	2009/09/16
66945	SGA Societe Generale Acceptance N.V.	ICBC R Bull CBBC Jan10G	0.2500	4.8000	5.2000	2010/01/13	300,000,000	2009/09/16

## Newly listed callable bull/bear contracts (continued)

Code	Issuer	Name of issue	Issue prices (HK\$)	Strike price (HKD) / Strike level per 10 units	Call price (HKD) / Call level per 10 units	Expiry date	No. of issue (units)	Listing date
66949	SGA Societe Generale Acceptance NV	Shimao R Bull CBBC Jan10K	0.3300	10.8000	12.0000	2010/01/20	50,000,000	2009/09/16
66979	UBS AG	China Mobile R Bull CBBC Feb 2010 I	0.2500	72.88 per 100 units	76.88 per 100 units	2010/02/22	200,000,000	2009/09/16
66980	UBS AG	COVS R Bull CBBC Feb 2010 C	0.3100	14.8800	15.8800	2010/02/22	100,000,000	2009/09/16
66984	UBS AG	COVS R Bear CBBC Feb 2010 D	0.4950	22.8800	21.8800	2010/02/22	100,000,000	2009/09/16
66960	UBS AG	HSI R Bull CBBC Dec 2009 F	0.2500	20,400 per 10,000 units	20,900 per 10,000 units	2009/12/30	300,000,000	2009/09/16
66961	UBS AG	HSI R Bull CBBC Feb 2010 X	0.2500	20,500 per 20,000 units	21,000 per 20,000 units	2010/02/25	300,000,000	2009/09/16
66976	UBS AG	HSI R Bear CBBC Dec 2009 I	0.2500	21,400 per 10,000 units	20,900 per 10,000 units	2009/12/30	300,000,000	2009/09/16
66977	UBS AG	HSI R Bear CBBC Feb 2010 S	0.2500	21,500 per 20,000 units	21,000 per 20,000 units	2010/02/25	300,000,000	2009/09/16
66978	UBS AG	HSI R Bear CBBC Mar 2010 K	0.2500	22,800 per 38,000 units	22,300 per 38,000 units	2010/03/30	400,000,000	2009/09/16
67025	ABN AMRO Bank N.V.	A50 China R Bear CBBC Jan 2010 B	0.2500	15.0800	14.2800	2010/01/18	80,000,000	2009/09/17
67024	ABN AMRO Bank N.V.	HSI R Bull CBBC Feb 2010 M	0.2500	20,500 per 10,000 units	21,000 per 10,000 units	2010/02/25	250,000,000	2009/09/17
67028	ABN AMRO Bank N.V.	HSI R Bear CBBC Feb 2010 N	0.2500	21,900 per 13,000 units	21,300 per 13,000 units	2010/02/25	250,000,000	2009/09/17
67013	BNP Paribas Arbit Issu B.V.	HSI R Bull CBBC Feb 2010 G	0.2500	20,300 per 12,000 units	20,800 per 12,000 units	2010/02/25	300,000,000	2009/09/17
67014	BNP Paribas Arbit Issu B.V.	HSI R Bull CBBC Feb 2010 J	0.2500	20,700 per 10,000 units	21,200 per 10,000 units	2010/02/25	300,000,000	2009/09/17
67016	BNP Paribas Arbit Issu B.V.	HSI R Bear CBBC Mar 2010 U	0.2500	24,100 per 20,000 units	23,600 per 20,000 units	2010/03/30	300,000,000	2009/09/17
67017	BNP Paribas Arbit Issu B.V.	HSI R Bear CBBC Mar 2010 V	0.2500	24,500 per 15,000 units	24,000 per 15,000 units	2010/03/30	300,000,000	2009/09/17
67012	Credit Suisse	HKEx R Bull CBBC Feb 2010 D	0.2500	139 per 100 units	145 per 100 units	2010/02/22	100,000,000	2009/09/17
67008	Credit Suisse	HKEx R Bear CBBC Feb 2010 C	0.4300	189 per 100 units	183 per 100 units	2010/02/22	100,000,000	2009/09/17
67009	Credit Suisse	HSI R Bear CBBC Feb 2010 E	0.2500	23,300 per 10,000 units	22,800 per 10,000 units	2010/02/25	200,000,000	2009/09/17
67007	Deutsche Bank AG	HSI R Bull CBBC Feb 2010 O	0.2500	20,700 per 12,000 units	21,200 per 12,000 units	2010/02/25	300,000,000	2009/09/17
67026	Deutsche Bank AG	HSI R Bear CBBC Feb 2010 C	0.2500	21,900 per 15,000 units	21,200 per 15,000 units	2010/02/25	300,000,000	2009/09/17
67023	Goldman Sachs SP (Asia)	HSI R Bear CBBC Apr 2010 Z	0.2500	21,700 per 35,000 units	21,200 per 35,000 units	2010/04/29	200,000,000	2009/09/17
67011	KBC Fin Products Int'l Ltd.	HSI R Bull CBBC Feb 2010 A	0.2500	20,700 per 12,000 units	21,200 per 12,000 units	2010/02/25	248,000,000	2009/09/17
67015	KBC Fin Products Int'l Ltd.	HSI R Bear CBBC Feb 2010 B	0.2500	21,800 per 15,000 units	21,300 per 15,000 units	2010/02/25	308,000,000	2009/09/17
67006	KBC Fin Products Int'l Ltd.	HSI R Bear CBBC Feb 2010 C	0.2500	21,700 per 12,000 units	21,200 per 12,000 units	2010/02/25	248,000,000	2009/09/17
66993	Macquarie Bank Ltd.	HSI R Bull CBBC Jan 2010 E	0.2510	19,200 per 12,000 units	19,800 per 12,000 units	2010/01/28	300,000,000	2009/09/17
67001	CC Rabobank B.A.	HSI R Bull CBBC Mar 2010 H	0.2500	19,200 per 30,000 units	19,700 per 30,000 units	2010/03/30	180,000,000	2009/09/17
67005	CC Rabobank B.A.	HSI R Bull CBBC Mar 2010 R	0.2500	20,200 per 30,000 units	20,700 per 30,000 units	2010/03/30	180,000,000	2009/09/17
67002	CC Rabobank B.A.	HSI R Bull CBBC Mar 2010 W	0.2500	19,400 per 18,000 units	19,900 per 18,000 units	2010/03/30	180,000,000	2009/09/17
67003	CC Rabobank B.A.	HSI R Bull CBBC Mar 2010 X	0.2500	19,600 per 18,000 units	20,100 per 18,000 units	2010/03/30	180,000,000	2009/09/17
67004	CC Rabobank B.A.	HSI R Bull CBBC Mar 2010 Z	0.2500	19,900 per 22,000 units	20,400 per 22,000 units	2010/03/30	180,000,000	2009/09/17
67022	UBS AG	China Mobile R Bear CBBC Feb 2010 J	0.2500	84.88 per 100 units	80.88 per 100 units	2010/02/22	200,000,000	2009/09/17
66994	UBS AG	China Life R Bull CBBC Feb 2010 P	0.2500	31 per 100 units	32 per 100 units	2010/02/22	200,000,000	2009/09/17
66995	UBS AG	China Shenhua R Bear CBBC Feb 2010 D	0.2500	43.88 per 100 units	41.38 per 100 units	2010/02/22	100,000,000	2009/09/17
66998	UBS AG	A50 China R Bull CBBC Feb 2010 H	0.2500	12.6300	13.1300	2010/02/22	200,000,000	2009/09/17
67021	UBS AG	HSCEI R Bear CBBC Feb 2010 Y	0.2500	16,000 per 20,000 units	15,500 per 20,000 units	2010/02/25	100,000,000	2009/09/17
67010	UBS AG	HSI R Bull CBBC Dec 2009 V	0.2500	20,700 per 12,000 units	21,200 per 12,000 units	2009/12/30	300,000,000	2009/09/17
66999	UBS AG	HSI R Bull CBBC May 2010 W	0.2500	20,300 per 38,000 units	20,800 per 38,000 units	2010/05/28	400,000,000	2009/09/17
67000	UBS AG	HSI R Bear CBBC Dec 2009 Q	0.2500	21,600 per 10,000 units	21,100 per 10,000 units	2009/12/30	300,000,000	2009/09/17
67018	UBS AG	HSI R Bear CBBC Dec 2009 X	0.2500	21,800 per 10,000 units	21,300 per 10,000 units	2009/12/30	300,000,000	2009/09/17
67019	UBS AG	HSI R Bear CBBC Jun 2010 C	0.2500	25,800 per 38,000 units	25,300 per 38,000 units	2010/06/29	400,000,000	2009/09/17
67020	UBS AG	HSI R Bear CBBC Jun 2010 D	0.2500	26,300 per 38,000 units	25,800 per 38,000 units	2010/06/29	400,000,000	2009/09/17
66021*	Credit Suisse	China Mobile R Bull CBBC Jan 2010 B	0.1000	68 per 100 units	73 per 100 units	2010/01/11	200,000,000	2009/09/17

## Newly listed callable bull/bear contracts (continued)

Code	Issuer	Name of issue	Issue prices (HK\$)	Strike price (HKD) / Strike level per 10 units	Call price (HKD) / Call level per 10 units	Expiry date	No. of issue (units)	Listing date
67035	Credit Suisse	HSI R Bear CBBC Jan 2010 I	0.2500	21,800 per 10,000 units	21,300 per 10,000 units	2010/01/28	200,000,000	2009/09/18
67033	Deutsche Bank AG	HSI R Bear CBBC Feb 2010 H	0.2500	21,800 per 12,000 units	21,300 per 12,000 units	2010/02/25	300,000,000	2009/09/18
67049	Goldman Sachs SP (Asia)	HSI R Bear CBBC May 2010 F	0.2500	24,100 per 15,000 units	23,600 per 15,000 units	2010/05/28	200,000,000	2009/09/18
67057	KBC Fin Products Int'l Ltd.	A50 China R Bull CBBC Jan2010K	0.2500	13.3000	14.0200	2010/01/05	188,000,000	2009/09/18
67052	KBC Fin Products Int'l Ltd.	HSBC R Bull CBBC Feb 2010 C	0.2500	75 per 100 units	80 per 100 units	2010/02/01	188,000,000	2009/09/18
67050	KBC Fin Products Int'l Ltd.	HSCEI R Bull CBBC Jan 2010 C	0.2500	11,100 per 12,000 units	11,600 per 12,000 units	2010/01/28	188,000,000	2009/09/18
67051	KBC Fin Products Int'l Ltd.	HSCEI R Bull CBBC Jan 2010 D	0.2500	11,500 per 15,000 units	12,000 per 15,000 units	2010/01/28	188,000,000	2009/09/18
67055	KBC Fin Products Int'l Ltd.	HSCEI R Bear CBBC Jan 2010 E	0.2500	14,300 per 15,000 units	13,800 per 15,000 units	2010/01/28	188,000,000	2009/09/18
67056	KBC Fin Products Int'l Ltd.	HSCEI R Bear CBBC Feb 2010 E	0.2500	14,700 per 15,000 units	14,200 per 15,000 units	2010/02/25	188,000,000	2009/09/18
67053	KBC Fin Products Int'l Ltd.	Jiangxi C R Bull CBBC Feb10B	0.2500	16.7800	17.9800	2010/02/01	100,000,000	2009/09/18
67054	KBC Fin Products Int'l Ltd.	SHK Ppt R Bull CBBC Mar 2010 A	0.2500	96.80 per 100 units	104.80 per 100 units	2010/03/01	188,000,000	2009/09/18
67031	SGA Societe Generale Acceptance N.V.	HSI R Bear CBBC Mar10B	0.2500	22,000 per 15,000 units	21,400 per 15,000 units	2010/03/30	300,000,000	2009/09/18
67029	SGA Societe Generale Acceptance N.V.	HSI R Bear CBBC Mar10M	0.2500	21,800 per 10,000 units	21,200 per 10,000 units	2010/03/30	300,000,000	2009/09/18
67030	SGA Societe Generale Acceptance N.V.	HSI R Bear CBBC Mar10N	0.2500	21,900 per 12,000 units	21,300 per 12,000 units	2010/03/30	300,000,000	2009/09/18
67027	SGA Societe Generale Acceptance N.V.	HSI R Bear CBBC Mar10V	0.2500	21,700 per 15,000 units	21,100 per 15,000 units	2010/03/30	300,000,000	2009/09/18
67037	UBS AG	BOC HK R Bull CBBC Feb 2010 A	0.3100	13.8800	14.8800	2010/02/22	100,000,000	2009/09/18
67036	UBS AG	BankComm R Bull CBBC Feb 2010 C	0.2500	8.2800	8.8800	2010/02/22	100,000,000	2009/09/18
67042	UBS AG	BankComm R Bear CBBC Feb 2010 D	0.3150	12.9800	12.3800	2010/02/22	100,000,000	2009/09/18
67040	UBS AG	COVS R Bull CBBC Feb 2010 E	0.2500	15.8800	16.8800	2010/02/22	100,000,000	2009/09/18
67039	UBS AG	China Coal R Bull CBBC Feb 2010 C	0.2500	8.8800	9.8800	2010/02/22	100,000,000	2009/09/18
67038	UBS AG	Cheung Kong R Bull CBBC Feb 2010 M	0.2500	85.88 per 100 units	93.88 per 100 units	2010/02/08	100,000,000	2009/09/18
67046	UBS AG	A50 China R Bull CBBC Feb 2010 I	0.2500	13.3800	13.8800	2010/02/22	200,000,000	2009/09/18
67043	UBS AG	R&F R Bear CBBC Jan 2010 L	0.3150	17.8800	16.3800	2010/01/18	100,000,000	2009/09/18
67044	UBS AG	R&F R Bear CBBC Jan 2010 M	0.4150	18.8800	17.3800	2010/01/18	100,000,000	2009/09/18
67047	UBS AG	HSI R Bull CBBC Jan 2010 X	0.2500	20,300 per 12,000 units	20,800 per 12,000 units	2010/01/28	300,000,000	2009/09/18
67048	UBS AG	HSI R Bull CBBC Mar 2010 U	0.2500	20,600 per 10,000 units	21,100 per 10,000 units	2010/03/30	300,000,000	2009/09/18
67032	UBS AG	HSI R Bear CBBC Mar 2010 Y	0.2500	21,700 per 12,000 units	21,200 per 12,000 units	2010/03/30	300,000,000	2009/09/18
67034	UBS AG	HSI R Bear CBBC Jun 2010 E	0.2500	21,800 per 38,000 units	21,300 per 38,000 units	2010/06/29	400,000,000	2009/09/18
67041	UBS AG	Shimao R Bull CBBC Feb 2010 C	0.2500	12.6800	13.8800	2010/02/22	100,000,000	2009/09/18
67045	UBS AG	Shimao R Bear CBBC Feb 2010 D	0.4850	19.8800	18.3800	2010/02/22	100,000,000	2009/09/18
67069	Credit Suisse	China Mobile R Bull CBBC Jan 2010 M	0.2500	70 per 100 units	75 per 100 units	2010/01/25	100,000,000	2009/09/21
67070	Credit Suisse	China Mobile R Bull CBBC Feb 2010 A	0.2500	65 per 100 units	70 per 100 units	2010/02/08	100,000,000	2009/09/21
67074	Credit Suisse	China Mobile R Bear CBBC Jan 2010 N	0.2500	85 per 100 units	80 per 100 units	2010/01/25	100,000,000	2009/09/21
67075	Credit Suisse	China Mobile R Bear CBBC Feb 2010 B	0.2500	91 per 100 units	86 per 100 units	2010/02/08	100,000,000	2009/09/21
67066	Credit Suisse	HKEx R Bear CBBC Jan 2010 V	0.2500	154 per 100 units	148 per 100 units	2010/01/25	100,000,000	2009/09/21
67063	CC Rabobank B.A.	A50 China R Bull CBBC Mar 2010 F	0.3500	10.9800	11.7800	2010/03/30	100,000,000	2009/09/21
67064	CC Rabobank B.A.	A50 China R Bull CBBC Mar 2010 G	0.2800	11.9800	12.7800	2010/03/30	100,000,000	2009/09/21
67065	CC Rabobank B.A.	A50 China R Bull CBBC Mar 2010 H	0.2500	12.4800	13.2800	2010/03/30	100,000,000	2009/09/21
67058	SGA Societe Generale Acceptance N.V.	COVS R Bull CBBC Jan10C	0.4400	13.8000	15.0000	2010/01/13	50,000,000	2009/09/21
67059	SGA Societe Generale Acceptance N.V.	HSI R Bull CBBC Jan10B	0.2500	20,000 per 25,000 units	20,600 per 25,000 units	2010/01/28	500,000,000	2009/09/21
67060	SGA Societe Generale Acceptance N.V.	HSI R Bull CBBC Apr10Y	0.2500	20,500 per 15,000 units	21,100 per 15,000 units	2010/04/29	300,000,000	2009/09/21
67061	SGA Societe Generale Acceptance NV	JiangC R Bull CBBC Jan10K	0.3000	15.5000	16.9000	2010/01/20	50,000,000	2009/09/21
67062	SGA Societe Generale Acceptance NV	Shimao R Bull CBBC Jan10L	0.3400	11.7000	13.0000	2010/01/20	50,000,000	2009/09/21

## Newly listed callable bull/bear contracts (continued)

Code	Issuer	Name of issue	Issue prices (HK\$)	Strike price (HKD) / Strike level per 10 units	Call price (HKD) / Call level per 10 units	Expiry date	No. of issue (units)	Listing date
67067	UBS AG	China Life R Bear CBBC Feb 2010 Q	0.2500	35.8800	34.8800	2010/02/22	200,000,000	2009/09/21
67068	UBS AG	HKEx R Bear CBBC Feb 2010 O	0.2500	149.88 per 100 units	143.88 per 100 units	2010/02/22	200,000,000	2009/09/21
67081	BNP Paribas Arbit Issu B.V.	HSI R Bear CBBC Jan 2010 B	0.2500	21,600 per 12,000 units	21,000 per 12,000 units	2010/01/28	300,000,000	2009/09/22
67082	BNP Paribas Arbit Issu B.V.	HSI R Bear CBBC Feb 2010 M	0.2500	21,700 per 14,000 units	21,200 per 14,000 units	2010/02/25	300,000,000	2009/09/22
67083	BNP Paribas Arbit Issu B.V.	HSI R Bear CBBC Mar 2010 Y	0.2500	22,600 per 14,000 units	22,100 per 14,000 units	2010/03/30	300,000,000	2009/09/22
67071	KBC Fin Products Int'l Ltd.	HSI R Bear CBBC Jan 2010 G	0.2500	21,500 per 10,000 units	21,000 per 10,000 units	2010/01/28	208,000,000	2009/09/22
67073	UBS AG	BOC HK R Bear CBBC Feb 2010 B	0.2850	19.8800	18.8800	2010/02/22	100,000,000	2009/09/22
67076	UBS AG	China Mobile R Bull CBBC Jan 2010 T	0.2500	65.88 per 100 units	70.88 per 100 units	2010/01/25	200,000,000	2009/09/22
67080	UBS AG	China Mobile R Bear CBBC Jan 2010 U	0.2500	82.88 per 100 units	78.88 per 100 units	2010/01/25	200,000,000	2009/09/22
67077	UBS AG	COVS R Bear CBBC Feb 2010 F	0.3350	20.8800	19.8800	2010/02/22	100,000,000	2009/09/22
67078	UBS AG	China Shenhua R Bear CBBC Feb 2010 E	0.2500	38.88 per 100 units	36.38 per 100 units	2010/02/22	100,000,000	2009/09/22
67079	UBS AG	HS Bank R Bear CBBC Feb 2010 D	0.2500	133.88 per 100 units	123.88 per 100 units	2010/02/22	100,000,000	2009/09/22
67072	UBS AG	HSI R Bear CBBC Dec 2009 B	0.2500	21,500 per 10,000 units	21,000 per 10,000 units	2009/12/30	300,000,000	2009/09/22
67125	ABN AMRO Bank N.V.	HSI R Bear CBBC Feb 2010 O	0.2970	25,100 per 13,000 units	24,500 per 13,000 units	2010/02/25	250,000,000	2009/09/23
67124	ABN AMRO Bank N.V.	HSI R Bear CBBC Feb 2010 S	0.2590	24,600 per 13,000 units	24,000 per 13,000 units	2010/02/25	250,000,000	2009/09/23
67123	ABN AMRO Bank N.V.	HSI R Bear CBBC Feb 2010 T	0.2500	24,300 per 13,000 units	23,700 per 13,000 units	2010/02/25	250,000,000	2009/09/23
67136	BNP Paribas Arbit Issu B.V.	HSI R Bull CBBC Mar 2010 X	0.2500	20,900 per 12,000 units	21,400 per 12,000 units	2010/03/30	300,000,000	2009/09/23
67112	BNP Paribas Arbit Issu B.V.	HSI R Bear CBBC Feb 2010 L	0.2500	22,900 per 12,000 units	22,400 per 12,000 units	2010/02/25	300,000,000	2009/09/23
67117	Credit Suisse	HSBC R Bear CBBC Feb 2010 B	0.2650	113 per 100 units	108 per 100 units	2010/02/22	100,000,000	2009/09/23
67115	Credit Suisse	HSI R Bull CBBC Jan 2010 J	0.2500	20,800 per 10,000 units	21,300 per 10,000 units	2010/01/28	200,000,000	2009/09/23
67111	Credit Suisse	HSI R Bear CBBC Jan 2010 N	0.2500	21,500 per 10,000 units	21,000 per 10,000 units	2010/01/28	200,000,000	2009/09/23
67116	Credit Suisse	HSI R Bear CBBC Feb 2010 F	0.4200	25,500 per 10,000 units	25,000 per 10,000 units	2010/02/25	200,000,000	2009/09/23
67118	Deutsche Bank AG	China Life R Bull CBBC Mar 2010 C	0.3600	32.1800	33.1800	2010/03/01	150,000,000	2009/09/23
67119	Deutsche Bank AG	CNOOC R Bull CBBC Mar 2010 A	0.2900	8.3800	9.1800	2010/03/01	150,000,000	2009/09/23
67120	Deutsche Bank AG	HSI R Bull CBBC Mar 2010 D	0.2500	20,900 per 12,000 units	21,400 per 12,000 units	2010/03/30	300,000,000	2009/09/23
67109	Deutsche Bank AG	HSI R Bull CBBC Mar 2010 O	0.2500	20,500 per 12,000 units	21,000 per 12,000 units	2010/03/30	300,000,000	2009/09/23
67104	Deutsche Bank AG	HSI R Bear CBBC Jan 2010 X	0.2500	21,600 per 12,000 units	21,100 per 12,000 units	2010/01/28	300,000,000	2009/09/23
67105	Deutsche Bank AG	HSI R Bear CBBC Feb 2010 P	0.2500	21,400 per 12,000 units	20,900 per 12,000 units	2010/02/25	300,000,000	2009/09/23
67121	Goldman Sachs SP (Asia)	HSI R Bull CBBC Apr 2010 D	0.2500	20,700 per 24,000 units	21,200 per 24,000 units	2010/04/29	200,000,000	2009/09/23
67122	Goldman Sachs SP (Asia)	HSI R Bull CBBC Apr 2010 G	0.2500	20,900 per 12,000 units	21,400 per 12,000 units	2010/04/29	200,000,000	2009/09/23
67127	Goldman Sachs SP (Asia)	HSI R Bull CBBC May 2010 G	0.2500	20,500 per 12,000 units	21,000 per 12,000 units	2010/05/28	200,000,000	2009/09/23
67126	Goldman Sachs SP (Asia)	HSI R Bear CBBC Apr 2010 E	0.2500	24,300 per 35,000 units	23,800 per 35,000 units	2010/04/29	200,000,000	2009/09/23
67084	HK Bank	HSI R Bull CBBC May 2010 D	0.2500	19,300 per 32,000 units	20,200 per 32,000 units	2010/05/28	120,000,000	2009/09/23
67085	HK Bank	HSI R Bull CBBC May 2010 E	0.2500	19,700 per 25,000 units	20,600 per 25,000 units	2010/05/28	120,000,000	2009/09/23
67093	KBC Fin Products Int'l Ltd.	Ch Mobile R Bull CBBC Jan 10A	0.2500	66.68 per 100 units	71.68 per 100 units	2010/01/11	208,000,000	2009/09/23
67094	KBC Fin Products Int'l Ltd.	Ch Mobile R Bull CBBC Jan 10B	0.2500	69.98 per 100 units	74.98 per 100 units	2010/01/05	208,000,000	2009/09/23
67100	KBC Fin Products Int'l Ltd.	Ch Mobile R Bear CBBC Dec 09A	0.2500	87.88 per 100 units	82.88 per 100 units	2009/12/23	208,000,000	2009/09/23
67098	KBC Fin Products Int'l Ltd.	Ch Mobile R Bear CBBC Jan 10C	0.2500	90 per 100 units	85 per 100 units	2010/01/05	208,000,000	2009/09/23
67099	KBC Fin Products Int'l Ltd.	Ch Mobile R Bear CBBC Jan 10D	0.2500	93 per 100 units	88 per 100 units	2010/01/11	208,000,000	2009/09/23
67101	KBC Fin Products Int'l Ltd.	Ch Mobile R Bear CBBC Feb 10A	0.2500	98.18 per 100 units	93.18 per 100 units	2010/02/01	208,000,000	2009/09/23
67095	KBC Fin Products Int'l Ltd.	China Life R Bull CBBC Dec 09E	0.3400	31.4800	32.9800	2009/12/23	168,000,000	2009/09/23
67096	KBC Fin Products Int'l Ltd.	China Life R Bull CBBC Jan 10C	0.2600	32.5000	34.0000	2010/01/15	168,000,000	2009/09/23
67097	KBC Fin Products Int'l Ltd.	China Shenhua R Bull CBBC Jan10A	0.5000	29.5800	31.5800	2010/01/18	48,000,000	2009/09/23



## Newly listed callable bull/bear contracts (continued)

Code	Issuer	Name of issue	Issue prices (HK\$)	Strike price (HKD) / Strike level per 10 units	Call price (HKD) / Call level per 10 units	Expiry date	No. of issue (units)	Listing date
67128	KBC Fin Products Int'l Ltd.	HSI R Bull CBBC Dec 2009 Y	0.2500	20,900 per 10,000 units	21,400 per 10,000 units	2009/12/30	208,000,000	2009/09/23
67129	KBC Fin Products Int'l Ltd.	HSI R Bull CBBC Jan 2010 J	0.2500	20,500 per 12,000 units	21,000 per 12,000 units	2010/01/28	248,000,000	2009/09/23
67113	KBC Fin Products Int'l Ltd.	HSI R Bear CBBC Jan 2010 F	0.2500	21,900 per 12,000 units	21,400 per 12,000 units	2010/01/28	248,000,000	2009/09/23
67132	KBC Fin Products Int'l Ltd.	HSI R Bear CBBC Feb 2010 D	0.2800	24,500 per 15,000 units	24,000 per 15,000 units	2010/02/25	308,000,000	2009/09/23
67131	KBC Fin Products Int'l Ltd.	HSI R Bear CBBC Feb 2010 E	0.2500	24,200 per 15,000 units	23,600 per 15,000 units	2010/02/25	308,000,000	2009/09/23
67130	KBC Fin Products Int'l Ltd.	HSI R Bear CBBC Feb 2010 I	0.2500	23,300 per 12,000 units	22,800 per 12,000 units	2010/02/25	248,000,000	2009/09/23
67133	KBC Fin Products Int'l Ltd.	HSI R Bear CBBC Mar 2010 Q	0.2900	23,700 per 10,000 units	23,200 per 10,000 units	2010/03/30	208,000,000	2009/09/23
67134	KBC Fin Products Int'l Ltd.	HSI R Bear CBBC Mar 2010 R	0.2900	23,900 per 12,000 units	23,400 per 12,000 units	2010/03/30	248,000,000	2009/09/23
67135	KBC Fin Products Int'l Ltd.	HSI R Bear CBBC Mar 2010 S	0.3500	24,300 per 12,000 units	23,800 per 12,000 units	2010/03/30	248,000,000	2009/09/23
67106	CC Rabobank B.A.	HSI R Bull CBBC Apr 2010 R	0.2500	18,800 per 15,000 units	19,300 per 15,000 units	2010/04/29	180,000,000	2009/09/23
67107	CC Rabobank B.A.	HSI R Bull CBBC Apr 2010 S	0.2500	19,000 per 15,000 units	19,500 per 15,000 units	2010/04/29	180,000,000	2009/09/23
67108	CC Rabobank B.A.	HSI R Bull CBBC Apr 2010 T	0.2500	19,800 per 15,000 units	20,300 per 15,000 units	2010/04/29	180,000,000	2009/09/23
67088	SGA Societe Generale Acceptance NV	BOC HK R Bull CBBC Jan10E	0.3800	13.3000	14.5000	2010/01/20	50,000,000	2009/09/23
67086	SGA Societe Generale Acceptance N.V.	BOCL R Bull CBBC Jan10F	0.2500	3.5000	3.8000	2010/01/20	200,000,000	2009/09/23
67087	SGA Societe Generale Acceptance N.V.	BOCL R Bear CBBC Jan10G	0.2500	5.4000	5.1000	2010/01/20	200,000,000	2009/09/23
67110	SGA Societe Generale Acceptance N.V.	CMob R Bull CBBC Jan10Q	0.2500	68 per 100 units	72 per 100 units	2010/01/13	300,000,000	2009/09/23
67090	SGA Societe Generale Acceptance N.V.	CMob R Bear CBBC Jan10P	0.2500	85 per 100 units	81 per 100 units	2010/01/13	300,000,000	2009/09/23
67092	SGA Societe Generale Acceptance N.V.	CUni R Bull CBBC Jan10F	0.2500	9.7000	10.5000	2010/01/20	50,000,000	2009/09/23
67089	SGA Societe Generale Acceptance N.V.	CLife R Bear CBBC Jan10V	0.3200	37.3000	35.5000	2010/01/20	100,000,000	2009/09/23
67091	SGA Societe Generale Acceptance N.V.	CShen R Bull CBBC Jan10G	0.6300	27.6000	30.0000	2010/01/20	50,000,000	2009/09/23
67140	UBS AG	BOC HK R Bull CBBC Feb 2010 C	0.2700	14.8800	15.8800	2010/02/22	100,000,000	2009/09/23
67150	UBS AG	BOC HK R Bear CBBC Feb 2010 D	0.3850	21.3800	20.3800	2010/02/22	100,000,000	2009/09/23
67139	UBS AG	BOCL R Bull CBBC Feb 2010 G	0.2500	3.6800	4.1800	2010/02/22	200,000,000	2009/09/23
67143	UBS AG	China Mobile R Bull CBBC Feb 2010 K	0.2500	72.88 per 100 units	76.88 per 100 units	2010/02/22	200,000,000	2009/09/23
67145	UBS AG	CUni R Bull CBBC Feb 2010 F	0.2500	9.8800	10.8800	2010/02/22	100,000,000	2009/09/23
67151	UBS AG	CUni R Bear CBBC Feb 2010 G	0.3800	15.3800	14.3800	2010/02/22	100,000,000	2009/09/23
67141	UBS AG	CC Bank R Bull CBBC Feb 2010 G	0.2500	5.7800	6.1800	2010/02/22	100,000,000	2009/09/23
67142	UBS AG	China Life R Bull CBBC Feb 2010 R	0.2500	33.8800	34.8800	2010/02/22	200,000,000	2009/09/23
67144	UBS AG	China Shenhua R Bull CBBC Feb 2010 F	0.3450	31.8800	33.8800	2010/02/22	100,000,000	2009/09/23
67147	UBS AG	HKEX R Bull CBBC Feb 2010 P	0.2500	137.88 per 100 units	143.88 per 100 units	2010/02/22	200,000,000	2009/09/23
67137	UBS AG	HSI R Bull CBBC Dec 2009 E	0.2500	20,500 per 10,000 units	21,000 per 10,000 units	2009/12/30	300,000,000	2009/09/23
67138	UBS AG	HSI R Bull CBBC Dec 2009 T	0.2500	20,900 per 12,000 units	21,400 per 12,000 units	2009/12/30	300,000,000	2009/09/23
67102	UBS AG	HSI R Bear CBBC Dec 2009 J	0.2500	21,400 per 10,000 units	20,900 per 10,000 units	2009/12/30	300,000,000	2009/09/23
67149	UBS AG	HSI R Bear CBBC Dec 2009 O	0.2500	22,500 per 10,000 units	22,000 per 10,000 units	2009/12/30	300,000,000	2009/09/23
67103	UBS AG	HSI R Bear CBBC Feb 2010 Y	0.2500	21,500 per 20,000 units	21,000 per 20,000 units	2010/02/25	300,000,000	2009/09/23
67114	UBS AG	HSI R Bear CBBC Mar 2010 O	0.2500	21,900 per 12,000 units	21,400 per 12,000 units	2010/03/30	300,000,000	2009/09/23
67146	UBS AG	ICBC R Bull CBBC Feb 2010 E	0.2500	5.4800	5.8800	2010/02/22	100,000,000	2009/09/23
67148	UBS AG	SHK Ppt R Bull CBBC Feb 2010 R	0.2500	100.88 per 100 units	108.88 per 100 units	2010/02/22	100,000,000	2009/09/23
67215	ABN AMRO Bank N.V.	HSI R Bull CBBC Feb 2010 H	0.2500	21,100 per 13,000 units	21,700 per 13,000 units	2010/02/25	250,000,000	2009/09/24
67213	ABN AMRO Bank N.V.	HSI R Bull CBBC Feb 2010 J	0.2500	20,600 per 13,000 units	21,200 per 13,000 units	2010/02/25	250,000,000	2009/09/24
67212	ABN AMRO Bank N.V.	HSI R Bull CBBC Feb 2010 L	0.2500	20,300 per 13,000 units	20,900 per 13,000 units	2010/02/25	250,000,000	2009/09/24
67214	ABN AMRO Bank N.V.	HSI R Bull CBBC Feb 2010 U	0.2500	20,800 per 10,000 units	21,300 per 10,000 units	2010/02/25	250,000,000	2009/09/24
67220	ABN AMRO Bank N.V.	HSI R Bear CBBC Jan 2010 Q	0.2500	22,900 per 10,000 units	22,400 per 10,000 units	2010/01/28	250,000,000	2009/09/24

## Newly listed callable bull/bear contracts (continued)

Code	Issuer	Name of issue	Issue prices (HK\$)	Strike price (HKD) / Strike level per 10 units	Call price (HKD) / Call level per 10 units	Expiry date	No. of issue (units)	Listing date
67217	ABN AMRO Bank N.V.	HSI R Bear CBBC Jan 2010 S	0.2500	23,600 per 10,000 units	23,100 per 10,000 units	2010/01/28	250,000,000	2009/09/24
67216	ABN AMRO Bank N.V.	HSI R Bear CBBC Jan 2010 V	0.2500	23,200 per 14,000 units	22,600 per 14,000 units	2010/01/28	250,000,000	2009/09/24
67219	ABN AMRO Bank N.V.	HSI R Bear CBBC Jan 2010 W	0.2870	24,500 per 10,000 units	24,000 per 10,000 units	2010/01/28	250,000,000	2009/09/24
67218	ABN AMRO Bank N.V.	HSI R Bear CBBC Jan 2010 X	0.2500	24,000 per 10,000 units	23,500 per 10,000 units	2010/01/28	250,000,000	2009/09/24
67226	BNP Paribas Arbit Issu B.V.	HSI R Bull CBBC Feb 2010 N	0.2500	21,000 per 15,000 units	21,600 per 15,000 units	2010/02/25	300,000,000	2009/09/24
67157	BNP Paribas Arbit Issu B.V.	HSI R Bull CBBC Apr 2010 A	0.2500	20,400 per 15,000 units	21,000 per 15,000 units	2010/04/29	300,000,000	2009/09/24
67159	BNP Paribas Arbit Issu B.V.	HSI R Bear CBBC Feb 2010 O	0.2500	25,200 per 20,000 units	24,400 per 20,000 units	2010/02/25	300,000,000	2009/09/24
67158	BNP Paribas Arbit Issu B.V.	HSI R Bear CBBC Feb 2010 P	0.2500	24,000 per 12,000 units	23,500 per 12,000 units	2010/02/25	300,000,000	2009/09/24
67160	BNP Paribas Arbit Issu B.V.	HSI R Bear CBBC Mar 2010 W	0.2800	25,400 per 15,000 units	24,800 per 15,000 units	2010/03/30	300,000,000	2009/09/24
67161	BNP Paribas Arbit Issu B.V.	HSI R Bear CBBC Apr 2010 B	0.3000	24,800 per 12,000 units	24,200 per 12,000 units	2010/04/29	300,000,000	2009/09/24
67176	Credit Suisse	China Life R Bull CBBC Feb 2010 B	0.2500	34.0000	35.0000	2010/02/22	100,000,000	2009/09/24
67177	Credit Suisse	China Life R Bear CBBC Mar 2010 A	1.0000	45.8000	44.8000	2010/03/29	100,000,000	2009/09/24
67178	Credit Suisse	HSBC R Bull CBBC Feb 2010 C	0.2500	80 per 100 units	85 per 100 units	2010/02/22	100,000,000	2009/09/24
67179	Credit Suisse	HSBC R Bear CBBC Mar 2010 A	0.2800	118 per 100 units	113 per 100 units	2010/03/29	100,000,000	2009/09/24
67172	Credit Suisse	HSI R Bull CBBC Jan 2010 K	0.2500	20,500 per 10,000 units	21,000 per 10,000 units	2010/01/28	200,000,000	2009/09/24
67173	Credit Suisse	HSI R Bull CBBC Jan 2010 U	0.2500	21,000 per 10,000 units	21,500 per 10,000 units	2010/01/28	200,000,000	2009/09/24
67162	Credit Suisse	HSI R Bear CBBC Jan 2010 O	0.2500	22,000 per 10,000 units	21,500 per 10,000 units	2010/01/28	200,000,000	2009/09/24
67174	Credit Suisse	HSI R Bear CBBC Feb 2010 G	0.2500	25,400 per 38,000 units	24,800 per 38,000 units	2010/02/25	190,000,000	2009/09/24
67175	Credit Suisse	HSI R Bear CBBC Feb 2010 H	0.4350	26,000 per 10,000 units	25,500 per 10,000 units	2010/02/25	200,000,000	2009/09/24
67167	Deutsche Bank AG	HSI R Bull CBBC Feb 2010 T	0.2500	21,200 per 12,000 units	21,700 per 12,000 units	2010/02/25	300,000,000	2009/09/24
67171	Deutsche Bank AG	HSI R Bear CBBC Feb 2010 J	0.2500	22,500 per 15,000 units	21,800 per 15,000 units	2010/02/25	300,000,000	2009/09/24
67184	Deutsche Bank AG	HSI R Bear CBBC Mar 2010 B	0.2500	24,000 per 12,000 units	23,500 per 12,000 units	2010/03/30	300,000,000	2009/09/24
67185	Deutsche Bank AG	HSI R Bear CBBC Mar 2010 E	0.2600	24,200 per 12,000 units	23,700 per 12,000 units	2010/03/30	300,000,000	2009/09/24
67186	Deutsche Bank AG	HSI R Bear CBBC Apr 2010 S	0.3300	25,000 per 12,000 units	24,500 per 12,000 units	2010/04/29	300,000,000	2009/09/24
67222	Goldman Sachs SP (Asia)	HSI R Bull CBBC May 2010 H	0.2500	21,100 per 12,000 units	21,600 per 12,000 units	2010/05/28	200,000,000	2009/09/24
67223	Goldman Sachs SP (Asia)	HSI R Bear CBBC Mar 2010 I	0.2500	22,300 per 10,000 units	21,800 per 10,000 units	2010/03/30	200,000,000	2009/09/24
67224	Goldman Sachs SP (Asia)	HSI R Bear CBBC Apr 2010 F	0.2500	24,500 per 15,000 units	24,000 per 15,000 units	2010/04/29	200,000,000	2009/09/24
67225	Goldman Sachs SP (Asia)	HSI R Bear CBBC May 2010 I	0.2500	24,700 per 50,000 units	24,200 per 50,000 units	2010/05/28	200,000,000	2009/09/24
67152	HK Bank	HSI R Bear CBBC May 2010 F	0.2500	24,600 per 20,000 units	23,800 per 20,000 units	2010/05/28	160,000,000	2009/09/24
67153	HK Bank	HSI R Bear CBBC May 2010 G	0.2500	25,000 per 22,000 units	24,200 per 22,000 units	2010/05/28	160,000,000	2009/09/24
67154	HK Bank	HSI R Bear CBBC May 2010 H	0.2500	25,300 per 25,000 units	24,500 per 25,000 units	2010/05/28	160,000,000	2009/09/24
67155	HK Bank	HSI R Bear CBBC Jun 2010 J	0.2500	25,700 per 38,000 units	24,800 per 38,000 units	2010/06/29	160,000,000	2009/09/24
67156	HK Bank	HSI R Bear CBBC Jun 2010 K	0.2500	24,400 per 32,000 units	23,500 per 32,000 units	2010/06/29	160,000,000	2009/09/24
67180	KBC Fin Products Int'l Ltd.	HSI R Bull CBBC Jan 2010 L	0.2500	21,200 per 12,000 units	21,700 per 12,000 units	2010/01/28	248,000,000	2009/09/24
67163	KBC Fin Products Int'l Ltd.	HSI R Bear CBBC Feb 2010 N	0.2500	22,300 per 12,000 units	21,800 per 12,000 units	2010/02/25	248,000,000	2009/09/24
67181	KBC Fin Products Int'l Ltd.	HSI R Bear CBBC Mar 2010 T	0.3300	24,700 per 12,000 units	24,200 per 12,000 units	2010/03/30	248,000,000	2009/09/24
67182	KBC Fin Products Int'l Ltd.	HSI R Bear CBBC Mar 2010 U	0.4700	25,100 per 10,000 units	24,600 per 10,000 units	2010/03/30	208,000,000	2009/09/24
67183	KBC Fin Products Int'l Ltd.	HSI R Bear CBBC Apr 2010 B	0.3200	25,000 per 15,000 units	24,400 per 15,000 units	2010/04/29	308,000,000	2009/09/24
67204	UBS AG	CHALCO R Bull CBBC Feb 2010 O	0.2500	7.8800	8.8800	2010/02/22	100,000,000	2009/09/24
67203	UBS AG	China Life R Bull CBBC Feb 2010 T	0.2500	34.8800	35.8800	2010/02/22	200,000,000	2009/09/24
67169	UBS AG	China Life R Bear CBBC Feb 2010 S	0.2500	36.8800	35.8800	2010/02/22	200,000,000	2009/09/24
67208	UBS AG	China Life R Bear CBBC Feb 2010 U	0.8800	44.8800	43.8800	2010/02/22	200,000,000	2009/09/24
67211	UBS AG	A50 China R Bull CBBC Feb 2010 K	0.2500	13.6300	14.1300	2010/02/22	200,000,000	2009/09/24

## Newly listed callable bull/bear contracts (continued)

Code	Issuer	Name of issue	Issue prices (HK\$)	Strike price (HKD) / Strike level per 10 units	Call price (HKD) / Call level per 10 units	Expiry date	No. of issue (units)	Listing date
67170	UBS AG	A50 China R Bear CBBC Feb 2010 J	0.2500	14.8800	14.3800	2010/02/22	200,000,000	2009/09/24
67207	UBS AG	HKEx R Bull CBBC Feb 2010 R	0.2500	142.88 per 100 units	148.88 per 100 units	2010/02/22	200,000,000	2009/09/24
67168	UBS AG	HKEx R Bear CBBC Feb 2010 Q	0.2500	154.88 per 100 units	148.88 per 100 units	2010/02/22	200,000,000	2009/09/24
67205	UBS AG	HSBC R Bull CBBC Feb 2010 N	0.2500	83.88 per 100 units	88.88 per 100 units	2010/02/22	100,000,000	2009/09/24
67164	UBS AG	HSBC R Bear CBBC Feb 2010 L	0.2500	93.88 per 100 units	88.88 per 100 units	2010/02/22	100,000,000	2009/09/24
67209	UBS AG	HSBC R Bear CBBC Feb 2010 M	0.2800	118.88 per 100 units	113.88 per 100 units	2010/02/22	100,000,000	2009/09/24
67187	UBS AG	HSCEI R Bull CBBC Feb 2010 Z	0.2500	12,000 per 20,000 units	12,500 per 20,000 units	2010/02/25	100,000,000	2009/09/24
67192	UBS AG	HSCEI R Bear CBBC Feb 2010 B	0.2500	16,500 per 20,000 units	16,000 per 20,000 units	2010/02/25	100,000,000	2009/09/24
67188	UBS AG	HSI R Bull CBBC Dec 2009 Q	0.2500	21,200 per 10,000 units	21,700 per 10,000 units	2009/12/30	300,000,000	2009/09/24
67189	UBS AG	HSI R Bull CBBC Jan 2010 W	0.2500	21,000 per 10,000 units	21,500 per 10,000 units	2010/01/28	300,000,000	2009/09/24
67191	UBS AG	HSI R Bull CBBC Apr 2010 A	0.2500	20,800 per 38,000 units	21,300 per 38,000 units	2010/04/29	400,000,000	2009/09/24
67190	UBS AG	HSI R Bull CBBC Apr 2010 Z	0.2500	20,500 per 20,000 units	21,000 per 20,000 units	2010/04/29	300,000,000	2009/09/24
67165	UBS AG	HSI R Bear CBBC Dec 2009 I	0.2500	22,000 per 10,000 units	21,500 per 10,000 units	2009/12/30	300,000,000	2009/09/24
67166	UBS AG	HSI R Bear CBBC Dec 2009 X	0.2500	22,300 per 12,000 units	21,800 per 12,000 units	2009/12/30	300,000,000	2009/09/24
67193	UBS AG	HSI R Bear CBBC Jan 2010 C	0.2500	23,500 per 10,000 units	23,000 per 10,000 units	2010/01/28	300,000,000	2009/09/24
67194	UBS AG	HSI R Bear CBBC Feb 2010 E	0.2750	24,500 per 10,000 units	24,000 per 10,000 units	2010/02/25	300,000,000	2009/09/24
67198	UBS AG	HSI R Bear CBBC Mar 2010 D	0.3750	25,500 per 10,000 units	25,000 per 10,000 units	2010/03/30	300,000,000	2009/09/24
67197	UBS AG	HSI R Bear CBBC Mar 2010 F	0.2800	25,100 per 12,000 units	24,600 per 12,000 units	2010/03/30	300,000,000	2009/09/24
67196	UBS AG	HSI R Bear CBBC Mar 2010 G	0.3250	25,000 per 10,000 units	24,500 per 10,000 units	2010/03/30	300,000,000	2009/09/24
67195	UBS AG	HSI R Bear CBBC Mar 2010 J	0.2500	24,700 per 12,000 units	24,200 per 12,000 units	2010/03/30	300,000,000	2009/09/24
67199	UBS AG	HSI R Bear CBBC Apr 2010 E	0.3300	25,700 per 12,000 units	25,200 per 12,000 units	2010/04/29	300,000,000	2009/09/24
67200	UBS AG	HSI R Bear CBBC Apr 2010 H	0.3650	26,100 per 12,000 units	25,600 per 12,000 units	2010/04/29	300,000,000	2009/09/24
67201	UBS AG	HSI R Bear CBBC May 2010 X	0.2500	26,000 per 20,000 units	25,500 per 20,000 units	2010/05/28	300,000,000	2009/09/24
67202	UBS AG	HSI R Bear CBBC Jun 2010 F	0.2500	26,800 per 38,000 units	26,300 per 38,000 units	2010/06/29	400,000,000	2009/09/24
67210	UBS AG	Jiangxi Copper R Bear CBBC Feb 2010 H	0.6300	25.3800	23.8800	2010/02/22	100,000,000	2009/09/24
67206	UBS AG	SHK Ppt R Bull CBBC Feb 2010 S	0.2500	105.88 per 100 units	113.88 per 100 units	2010/02/22	100,000,000	2009/09/24
65408 <sup>+</sup>	UBS AG	China Mobile R Bull CBBC Jan 2010 E	0.1320	66.88 per 100 units	72.88 per 100 units	2010/01/18	200,000,000	2009/09/24
66799 <sup>+</sup>	UBS AG	China Mobile R Bull CBBC Feb 2010 G	0.0820	70.88 per 100 units	74.88 per 100 units	2010/02/22	200,000,000	2009/09/24
66605 <sup>+</sup>	UBS AG	A50 China R Bull CBBC Jan 2010 Y	0.1300	12.8800	13.3800	2010/01/11	200,000,000	2009/09/24
67242	Credit Suisse	A50 China R Bull CBBC Jan 2010 C	0.2500	13.4000	14.0000	2010/01/25	100,000,000	2009/09/25
67243	Credit Suisse	HSI R Bull CBBC Feb 2010 K	0.2500	20,200 per 38,000 units	20,800 per 38,000 units	2010/02/25	190,000,000	2009/09/25
67241	Credit Suisse	HSI R Bear CBBC Jan 2010 R	0.2500	22,300 per 10,000 units	21,800 per 10,000 units	2010/01/28	200,000,000	2009/09/25
67239	Credit Suisse	HSI R Bear CBBC Feb 2010 I	0.2500	23,800 per 10,000 units	23,300 per 10,000 units	2010/02/25	200,000,000	2009/09/25
67240	Credit Suisse	HSI R Bear CBBC Feb 2010 J	0.2650	24,300 per 10,000 units	23,800 per 10,000 units	2010/02/25	200,000,000	2009/09/25
67254	Deutsche Bank AG	HSBC R Bear CBBC Mar 2010 A	0.2900	116.88 per 100 units	110.88 per 100 units	2010/03/01	150,000,000	2009/09/25
67253	Deutsche Bank AG	HSI R Bull CBBC Feb 2010 I	0.2500	21,000 per 12,000 units	21,500 per 12,000 units	2010/02/25	300,000,000	2009/09/25
67257	Deutsche Bank AG	HSI R Bear CBBC Feb 2010 G	0.2500	22,200 per 12,000 units	21,700 per 12,000 units	2010/02/25	300,000,000	2009/09/25
67255	Deutsche Bank AG	Petrochina R Bear CBBC Mar 2010 A	0.2600	11.4800	10.6800	2010/03/01	150,000,000	2009/09/25
67221	Macquarie Bank Ltd.	HSI R Bull CBBC Jan 2010 F	0.2500	20,000 per 13,000 units	20,500 per 13,000 units	2010/01/28	300,000,000	2009/09/25
67230	SGA Societe Generale Acceptance N.V.	CMob R Bull CBBC Jan10R	0.2500	72 per 100 units	76 per 100 units	2010/01/13	300,000,000	2009/09/25
67231	SGA Societe Generale Acceptance N.V.	CMob R Bull CBBC Jan10S	0.2500	74 per 100 units	78 per 100 units	2010/01/13	300,000,000	2009/09/25
67227	SGA Societe Generale Acceptance N.V.	CLife R Bull CBBC Jan10W	0.3000	33.2000	35.0000	2010/01/20	100,000,000	2009/09/25
67228	SGA Societe Generale Acceptance N.V.	CLife R Bull CBBC Jan10X	0.2500	34.2000	36.0000	2010/01/20	100,000,000	2009/09/25

## Newly listed callable bull/bear contracts (continued)

Code	Issuer	Name of issue	Issue prices (HK\$)	Strike price (HKD) / Strike level per 10 units	Call price (HKD) / Call level per 10 units	Expiry date	No. of issue (units)	Listing date
67229	SGA Societe Generale Acceptance N.V.	CLife R Bear CBBC Jan10Y	0.2500	38.3000	36.5000	2010/01/20	100,000,000	2009/09/25
67232	SGA Societe Generale Acceptance N.V.	CP&CC R Bull CBBC Jan10F	0.2500	6.1000	6.6000	2010/01/20	200,000,000	2009/09/25
67234	SGA Societe Generale Acceptance N.V.	A50 R Bull CBBC Jan10S	0.2500	13.3000	14.0000	2010/01/20	150,000,000	2009/09/25
67233	SGA Societe Generale Acceptance N.V.	HKEr R Bull CBBC Jan10U	0.2500	134 per 100 units	143 per 100 units	2010/01/13	150,000,000	2009/09/25
67235	SGA Societe Generale Acceptance N.V.	HSI R Bull CBBC Mar10C	0.2500	20,600 per 25,000 units	21,200 per 25,000 units	2010/03/30	300,000,000	2009/09/25
67237	SGA Societe Generale Acceptance N.V.	HSI R Bull CBBC Mar10L	0.2500	20,800 per 12,000 units	21,400 per 12,000 units	2010/03/30	300,000,000	2009/09/25
67236	SGA Societe Generale Acceptance N.V.	HSI R Bull CBBC Mar10O	0.2500	20,700 per 15,000 units	21,300 per 15,000 units	2010/03/30	300,000,000	2009/09/25
67238	SGA Societe Generale Acceptance N.V.	HSI R Bull CBBC Mar10P	0.2500	20,900 per 10,000 units	21,500 per 10,000 units	2010/03/30	300,000,000	2009/09/25
67249	SGA Societe Generale Acceptance N.V.	HSI R Bear CBBC Apr10U	0.2500	22,300 per 15,000 units	21,700 per 15,000 units	2010/04/29	300,000,000	2009/09/25
67245	SGA Societe Generale Acceptance N.V.	HSI R Bear CBBC Apr10V	0.2500	22,500 per 10,000 units	21,900 per 10,000 units	2010/04/29	300,000,000	2009/09/25
67244	SGA Societe Generale Acceptance N.V.	HSI R Bear CBBC Apr10Z	0.2500	22,400 per 12,000 units	21,800 per 12,000 units	2010/04/29	300,000,000	2009/09/25
67248	UBS AG	A50 China R Bull CBBC Feb 2010 L	0.2500	13.3800	13.8800	2010/02/22	200,000,000	2009/09/25
67250	UBS AG	HSCEI R Bear CBBC Feb 2010 I	0.2500	13,300 per 20,000 units	12,800 per 20,000 units	2010/02/25	200,000,000	2009/09/25
67246	UBS AG	HSI R Bull CBBC Feb 2010 X	0.2500	20,800 per 10,000 units	21,300 per 10,000 units	2010/02/25	300,000,000	2009/09/25
67247	UBS AG	HSI R Bull CBBC Mar 2010 V	0.2500	21,100 per 12,000 units	21,600 per 12,000 units	2010/03/30	300,000,000	2009/09/25
67252	UBS AG	HSI R Bear CBBC Mar 2010 X	0.2500	22,200 per 10,000 units	21,700 per 10,000 units	2010/03/30	300,000,000	2009/09/25
67251	UBS AG	HSI R Bear CBBC Apr 2010 W	0.2500	22,300 per 38,000 units	21,800 per 38,000 units	2010/04/29	400,000,000	2009/09/25
67265	ABN AMRO Bank N.V.	DJIA R Bull CBBC Mar 2010 A	0.4410	8,800 per 20,000 units	9,200 per 20,000 units	2010/03/19	40,000,000	2009/09/28
67266	ABN AMRO Bank N.V.	DJIA R Bull CBBC Mar 2010 B	0.3260	9,100 per 20,000 units	9,500 per 20,000 units	2010/03/19	40,000,000	2009/09/28
67270	ABN AMRO Bank N.V.	DJIA R Bear CBBC Mar 2010 C	0.2510	10,400 per 20,000 units	10,000 per 20,000 units	2010/03/19	40,000,000	2009/09/28
67271	ABN AMRO Bank N.V.	DJIA R Bear CBBC Mar 2010 D	0.4460	10,900 per 20,000 units	10,500 per 20,000 units	2010/03/19	40,000,000	2009/09/28
67290	ABN AMRO Bank N.V.	A50 China R Bear CBBC Jan 2010 H	0.2500	14.9300	14.2800	2010/01/18	80,000,000	2009/09/28
67276	Credit Suisse	HSI R Bear CBBC Feb 2010 L	0.3800	25,300 per 10,000 units	24,800 per 10,000 units	2010/02/25	200,000,000	2009/09/28
67277	Deutsche Bank AG	China Life R Bull CBBC Mar 2010 D	0.3900	33.1800	34.1800	2010/03/22	150,000,000	2009/09/28
67278	Deutsche Bank AG	Sinopec Corp R Bull CBBC Mar 2010 B	0.2600	4.8800	5.6800	2010/03/22	150,000,000	2009/09/28
67282	Deutsche Bank AG	Sinopec Corp R Bear CBBC Mar 2010 C	0.3100	9.4800	8.6800	2010/03/22	150,000,000	2009/09/28
67293	Deutsche Bank AG	A50 China R Bull CBBC Mar 2010 B	0.2500	12.8800	13.6800	2010/03/01	150,000,000	2009/09/28
67279	Deutsche Bank AG	HSBC R Bull CBBC Mar 2010 B	0.2500	74.88 per 100 units	80.88 per 100 units	2010/03/01	150,000,000	2009/09/28
67291	Deutsche Bank AG	HSI R Bear CBBC Feb 2010 Z	0.2500	22,300 per 15,000 units	21,600 per 15,000 units	2010/02/25	300,000,000	2009/09/28
67292	Deutsche Bank AG	ICBC R Bull CBBC Mar 2010 A	0.2500	3.8800	4.6800	2010/03/22	150,000,000	2009/09/28
67294	Goldman Sachs SP (Asia)	HSI R Bear CBBC Mar 2010 H	0.2500	22,100 per 10,000 units	21,600 per 10,000 units	2010/03/30	200,000,000	2009/09/28
67267	CC Rabobank B.A.	HSI R Bull CBBC Apr 2010 U	0.2500	20,100 per 22,000 units	20,600 per 22,000 units	2010/04/29	180,000,000	2009/09/28
67268	CC Rabobank B.A.	HSI R Bull CBBC Apr 2010 V	0.2500	20,400 per 15,000 units	20,900 per 15,000 units	2010/04/29	180,000,000	2009/09/28
67269	CC Rabobank B.A.	HSI R Bull CBBC Apr 2010 W	0.2500	20,700 per 30,000 units	21,200 per 30,000 units	2010/04/29	180,000,000	2009/09/28
67275	CC Rabobank B.A.	HSI R Bear CBBC Apr 2010 D	0.2500	23,600 per 15,000 units	23,100 per 15,000 units	2010/04/29	180,000,000	2009/09/28
67272	CC Rabobank B.A.	HSI R Bear CBBC Apr 2010 X	0.2500	22,400 per 15,000 units	21,900 per 15,000 units	2010/04/29	180,000,000	2009/09/28
67273	CC Rabobank B.A.	HSI R Bear CBBC Apr 2010 Y	0.2500	23,200 per 30,000 units	22,700 per 30,000 units	2010/04/29	180,000,000	2009/09/28
67274	CC Rabobank B.A.	HSI R Bear CBBC Apr 2010 Z	0.2500	23,400 per 15,000 units	22,900 per 15,000 units	2010/04/29	180,000,000	2009/09/28
67256	SGA Societe Generale Acceptance NV	BOC HK R Bear CBBC Dec09E	0.3800	21.0000	19.5000	2009/12/30	50,000,000	2009/09/28
67258	SGA Societe Generale Acceptance N.V.	CK(H) R Bull CBBC Jan10D	0.2500	84 per 100 units	90 per 100 units	2010/01/13	100,000,000	2009/09/28
67259	SGA Societe Generale Acceptance N.V.	HSBC R Bull CBBC Jan10N	0.2500	78 per 100 units	82 per 100 units	2010/01/20	300,000,000	2009/09/28
67263	SGA Societe Generale Acceptance N.V.	HSBC R Bear CBBC Jan10O	0.2500	105 per 100 units	100 per 100 units	2010/01/20	300,000,000	2009/09/28
67260	SGA Societe Generale Acceptance N.V.	ICBC R Bear CBBC Jan10H	0.2500	7.7000	7.2000	2010/01/13	300,000,000	2009/09/28

## Newly listed callable bull/bear contracts (continued)

Code	Issuer	Name of issue	Issue prices (HK\$)	Strike price (HKD) / Strike level per 10 units	Call price (HKD) / Call level per 10 units	Expiry date	No. of issue (units)	Listing date
67261	SGA Societe Generale Acceptance N.V	PetCh R Bull CBBC Jan10J	0.2500	7.9000	8.5000	2010/01/13	200,000,000	2009/09/28
67262	SGA Societe Generale Acceptance NV	PingAn R Bull CBBC Jan10F	0.2500	54 per 100 units	59 per 100 units	2010/01/20	200,000,000	2009/09/28
67264	SGA Societe Generale Acceptance N.V	SHK P R Bull CBBC Jan10E	0.2500	95 per 100 units	101 per 100 units	2010/01/20	100,000,000	2009/09/28
67280	UBS AG	BOCL R Bear CBBC Feb 2010 H	0.2500	5.6300	5.1300	2010/02/22	200,000,000	2009/09/28
67281	UBS AG	CC Bank R Bear CBBC Feb 2010 H	0.2500	8.7800	8.3800	2010/02/22	200,000,000	2009/09/28
67286	UBS AG	A50 China R Bear CBBC Feb 2010 M	0.2500	14.3800	13.8800	2010/02/22	200,000,000	2009/09/28
67283	UBS AG	HSI R Bull CBBC Apr 2010 I	0.2500	21,000 per 20,000 units	21,500 per 20,000 units	2010/04/29	300,000,000	2009/09/28
67287	UBS AG	HSI R Bear CBBC Mar 2010 Q	0.2500	22,100 per 12,000 units	21,600 per 12,000 units	2010/03/30	300,000,000	2009/09/28
67284	UBS AG	HSI R Bear CBBC Mar 2010 W	0.2500	22,400 per 10,000 units	21,900 per 10,000 units	2010/03/30	300,000,000	2009/09/28
67288	UBS AG	HSI R Bear CBBC Apr 2010 B	0.2500	22,000 per 20,000 units	21,500 per 20,000 units	2010/04/29	300,000,000	2009/09/28
67285	UBS AG	ICBC R Bear CBBC Feb 2010 F	0.2500	8.2800	7.8800	2010/02/22	200,000,000	2009/09/28
67289	UBS AG	SHK Ppt R Bear CBBC Feb 2010 T	0.2500	126.88 per 100 units	118.88 per 100 units	2010/02/22	100,000,000	2009/09/28
67296	Credit Suisse	China Mobile R Bull CBBC Jan 2010 O	0.2500	72 per 100 units	77 per 100 units	2010/01/25	100,000,000	2009/09/29
67297	Credit Suisse	A50 China R Bear CBBC Jan 2010 B	0.2500	14.9000	14.3000	2010/01/25	100,000,000	2009/09/29
67301	Deutsche Bank AG	HSI R Bear CBBC Jan 2010 E	0.2500	22,400 per 12,000 units	21,900 per 12,000 units	2010/01/28	300,000,000	2009/09/29
67302	Deutsche Bank AG	HSI R Bear CBBC Jan 2010 K	0.2500	23,000 per 12,000 units	22,500 per 12,000 units	2010/01/28	300,000,000	2009/09/29
67295	Deutsche Bank AG	HSI R Bear CBBC Feb 2010 R	0.2500	22,000 per 12,000 units	21,500 per 12,000 units	2010/02/25	300,000,000	2009/09/29
67300	UBS AG	China Mobile R Bull CBBC Feb 2010 L	0.2500	74.88 per 100 units	78.88 per 100 units	2010/02/22	200,000,000	2009/09/29
67298	UBS AG	CCHC R Bear CBBC Feb 2010 H	0.2500	10.8800	9.8800	2010/02/22	100,000,000	2009/09/29
67299	UBS AG	China Life R Bear CBBC Feb 2010 V	1.0100	45.8800	44.8800	2010/02/22	200,000,000	2009/09/29
67322	ABN AMRO Bank N.V.	A50 China R Bull CBBC Jan 2010 A	0.2500	11.9300	12.5800	2010/01/18	80,000,000	2009/09/30
67326	ABN AMRO Bank N.V.	A50 China R Bear CBBC Jan 2010 B	0.2500	14.5300	13.8800	2010/01/18	80,000,000	2009/09/30
67306	Credit Suisse	China Mobile R Bull CBBC Feb 2010 C	0.2500	75 per 100 units	80 per 100 units	2010/02/22	100,000,000	2009/09/30
67310	Credit Suisse	China Mobile R Bear CBBC Feb 2010 D	0.2500	95 per 100 units	90 per 100 units	2010/02/22	100,000,000	2009/09/30
67303	Deutsche Bank AG	HSI R Bull CBBC Mar 2010 F	0.2500	20,400 per 10,000 units	20,900 per 10,000 units	2010/03/30	300,000,000	2009/09/30
67304	Deutsche Bank AG	HSI R Bull CBBC May 2010 E	0.2500	19,400 per 40,000 units	20,000 per 40,000 units	2010/05/28	300,000,000	2009/09/30
67307	Deutsche Bank AG	HSI R Bear CBBC Mar 2010 V	0.2500	22,700 per 10,000 units	22,200 per 10,000 units	2010/03/30	300,000,000	2009/09/30
67308	Deutsche Bank AG	HSI R Bear CBBC Mar 2010 X	0.2900	23,300 per 10,000 units	22,800 per 10,000 units	2010/03/30	300,000,000	2009/09/30
67305	KBC Fin Products Int'l Ltd.	A50 China R Bull CBBC Jan 10L	0.2500	12.8300	13.4800	2010/01/04	188,000,000	2009/09/30
67309	KBC Fin Products Int'l Ltd.	HSI R Bear CBBC Apr 2010 C	0.2700	25,500 per 15,000 units	25,000 per 15,000 units	2010/04/29	308,000,000	2009/09/30
67311	KBC Fin Products Int'l Ltd.	HSI R Bear CBBC May 2010 A	0.3200	25,300 per 12,000 units	24,800 per 12,000 units	2010/05/28	248,000,000	2009/09/30
67312	KBC Fin Products Int'l Ltd.	HSI R Bear CBBC Jun 2010 A	0.3500	25,700 per 12,000 units	25,200 per 12,000 units	2010/06/29	248,000,000	2009/09/30
67313	KBC Fin Products Int'l Ltd.	HSI R Bear CBBC Aug 2010 A	0.3000	26,000 per 15,000 units	25,400 per 15,000 units	2010/08/30	308,000,000	2009/09/30
67314	KBC Fin Products Int'l Ltd.	HSI R Bear CBBC Sep 2010 A	0.2500	26,100 per 20,000 units	25,600 per 20,000 units	2010/09/29	400,000,000	2009/09/30
67315	KBC Fin Products Int'l Ltd.	HSI R Bear CBBC Oct 2010 A	0.3200	26,300 per 15,000 units	25,800 per 15,000 units	2010/10/28	308,000,000	2009/09/30
67316	KBC Fin Products Int'l Ltd.	HSI R Bear CBBC Oct 2010 B	0.2500	26,500 per 30,000 units	26,000 per 30,000 units	2010/10/28	400,000,000	2009/09/30
67317	KBC Fin Products Int'l Ltd.	HSI R Bear CBBC Oct 2010 C	0.2900	26,700 per 18,000 units	26,200 per 18,000 units	2010/10/28	368,000,000	2009/09/30
67318	KBC Fin Products Int'l Ltd.	HSI R Bear CBBC Nov 2010 A	0.3700	27,000 per 15,000 units	26,400 per 15,000 units	2010/11/29	308,000,000	2009/09/30
67319	KBC Fin Products Int'l Ltd.	HSI R Bear CBBC Dec 2010 A	0.2800	27,100 per 20,000 units	26,600 per 20,000 units	2010/12/30	400,000,000	2009/09/30
67321	UBS AG	China Mobile R Bull CBBC Feb 2010 M	0.2500	76.88 per 100 units	80.88 per 100 units	2010/02/22	200,000,000	2009/09/30
67320	UBS AG	HSI R Bull CBBC Dec 2009 J	0.2500	21,000 per 10,000 units	21,500 per 10,000 units	2009/12/30	300,000,000	2009/09/30
67362	ABN AMRO Bank N.V.	HSI R Bear CBBC Feb 2010 I	0.2500	21,900 per 10,000 units	21,400 per 10,000 units	2010/02/25	250,000,000	2009/10/02
67361	ABN AMRO Bank N.V.	HSI R Bear CBBC Feb 2010 N	0.2500	21,600 per 13,000 units	21,100 per 13,000 units	2010/02/25	250,000,000	2009/10/02



## Newly listed callable bull/bear contracts (continued)

Code	Issuer	Name of issue	Issue prices (HK\$)	Strike price (HKD) / Strike level per 10 units	Call price (HKD) / Call level per 10 units	Expiry date	No. of issue (units)	Listing date
67363	ABN AMRO Bank N.V.	HSI R Bear CBBC Feb 2010 U	0.2500	22,100 per 13,000 units	21,600 per 13,000 units	2010/02/25	250,000,000	2009/10/02
67342	BNP Paribas Arbit Issu B.V.	HSI R Bear CBBC Feb 2010 E	0.2500	22,300 per 15,000 units	21,800 per 15,000 units	2010/02/25	300,000,000	2009/10/02
67341	BNP Paribas Arbit Issu B.V.	HSI R Bear CBBC Feb 2010 Q	0.2500	21,900 per 12,000 units	21,400 per 12,000 units	2010/02/25	300,000,000	2009/10/02
67339	Credit Suisse	A50 China R Bear CBBC Feb 2010 A	0.2500	14.4000	13.8000	2010/02/22	100,000,000	2009/10/02
67338	Credit Suisse	HKEx R Bear CBBC Feb 2010 E	0.2500	154 per 100 units	148 per 100 units	2010/02/22	100,000,000	2009/10/02
67323	Credit Suisse	HSI R Bull CBBC Feb 2010 M	0.2500	21,000 per 10,000 units	21,500 per 10,000 units	2010/02/25	200,000,000	2009/10/02
67325	Credit Suisse	HSI R Bull CBBC Feb 2010 N	0.2500	20,500 per 10,000 units	21,000 per 10,000 units	2010/02/25	200,000,000	2009/10/02
67340	Credit Suisse	HSI R Bear CBBC Feb 2010 O	0.2500	21,800 per 10,000 units	21,300 per 10,000 units	2010/02/25	200,000,000	2009/10/02
67358	Deutsche Bank AG	China Mobile R Bull CBBC Mar 2010 B	0.2500	64.68 per 100 units	70.68 per 100 units	2010/03/22	150,000,000	2009/10/02
67359	Deutsche Bank AG	China Mobile R Bull CBBC Apr 2010 A	0.2700	59.68 per 100 units	65.68 per 100 units	2010/04/19	150,000,000	2009/10/02
67360	Deutsche Bank AG	HSI R Bull CBBC Feb 2010 Q	0.2500	20,500 per 12,000 units	21,000 per 12,000 units	2010/02/25	300,000,000	2009/10/02
67336	Deutsche Bank AG	HSI R Bear CBBC Feb 2010 B	0.2700	21,800 per 12,000 units	21,300 per 12,000 units	2010/02/25	300,000,000	2009/10/02
67335	Deutsche Bank AG	HSI R Bear CBBC Feb 2010 L	0.2500	21,600 per 12,000 units	21,100 per 12,000 units	2010/02/25	300,000,000	2009/10/02
67337	Deutsche Bank AG	HSI R Bear CBBC Mar 2010 W	0.3000	22,100 per 10,000 units	21,600 per 10,000 units	2010/03/30	300,000,000	2009/10/02
67355	Goldman Sachs SP (Asia)	HSI R Bull CBBC Apr 2010 I	0.2500	20,500 per 10,000 units	21,000 per 10,000 units	2010/04/29	200,000,000	2009/10/02
67356	Goldman Sachs SP (Asia)	HSI R Bear CBBC May 2010 J	0.2500	21,700 per 24,000 units	21,200 per 24,000 units	2010/05/28	200,000,000	2009/10/02
67357	Goldman Sachs SP (Asia)	HSI R Bear CBBC May 2010 K	0.2500	21,900 per 35,000 units	21,400 per 35,000 units	2010/05/28	200,000,000	2009/10/02
67327	KBC Fin Products Int'l Ltd.	HSI R Bull CBBC Jan 2010 U	0.2500	20,500 per 12,000 units	21,000 per 12,000 units	2010/01/28	248,000,000	2009/10/02
67343	KBC Fin Products Int'l Ltd.	HSI R Bear CBBC Jan 2010 Q	0.2500	21,600 per 10,000 units	21,100 per 10,000 units	2010/01/28	208,000,000	2009/10/02
67345	KBC Fin Products Int'l Ltd.	HSI R Bear CBBC Feb 2010 P	0.2500	22,100 per 12,000 units	21,600 per 12,000 units	2010/02/25	248,000,000	2009/10/02
67344	KBC Fin Products Int'l Ltd.	HSI R Bear CBBC Feb 2010 Q	0.2500	21,900 per 10,000 units	21,400 per 10,000 units	2010/02/25	208,000,000	2009/10/02
67351	UBS AG	China Mobile R Bear CBBC Feb 2010 N	0.2500	84.88 per 100 units	80.88 per 100 units	2010/02/22	200,000,000	2009/10/02
67349	UBS AG	CC Bank R Bear CBBC Feb 2010 I	0.2500	6.7800	6.3800	2010/02/22	100,000,000	2009/10/02
67328	UBS AG	China Life R Bull CBBC Feb 2010 W	0.2500	33.8800	34.8800	2010/02/22	200,000,000	2009/10/02
67350	UBS AG	China Life R Bear CBBC Feb 2010 X	0.2500	35.8800	34.8800	2010/02/22	200,000,000	2009/10/02
67330	UBS AG	A50 China R Bull CBBC Feb 2010 N	0.2500	12.8800	13.3800	2010/02/22	200,000,000	2009/10/02
67352	UBS AG	HKEx R Bull CBBC Feb 2010 S	0.2500	137.88 per 100 units	143.88 per 100 units	2010/02/22	200,000,000	2009/10/02
67329	UBS AG	HSBC R Bull CBBC Feb 2010 O	0.2500	83.88 per 100 units	88.88 per 100 units	2010/02/22	200,000,000	2009/10/02
67353	UBS AG	HSBC R Bear CBBC Feb 2010 P	0.2500	93.88 per 100 units	88.88 per 100 units	2010/02/22	200,000,000	2009/10/02
67348	UBS AG	HSCEI R Bear CBBC Feb 2010 K	0.2500	12,800 per 20,000 units	12,300 per 20,000 units	2010/02/25	200,000,000	2009/10/02
67331	UBS AG	HSI R Bull CBBC Jan 2010 W	0.2500	21,000 per 10,000 units	21,500 per 10,000 units	2010/01/28	300,000,000	2009/10/02
67333	UBS AG	HSI R Bull CBBC Feb 2010 N	0.2500	20,900 per 12,000 units	21,400 per 12,000 units	2010/02/25	300,000,000	2009/10/02
67332	UBS AG	HSI R Bull CBBC Feb 2010 S	0.2500	20,500 per 10,000 units	21,000 per 10,000 units	2010/02/25	300,000,000	2009/10/02
67334	UBS AG	HSI R Bull CBBC May 2010 Y	0.2500	20,800 per 38,000 units	21,300 per 38,000 units	2010/05/28	400,000,000	2009/10/02
67346	UBS AG	HSI R Bear CBBC Feb 2010 Y	0.2500	21,600 per 10,000 units	21,100 per 10,000 units	2010/02/25	300,000,000	2009/10/02
67347	UBS AG	HSI R Bear CBBC Mar 2010 I	0.2500	21,900 per 12,000 units	21,400 per 12,000 units	2010/03/30	300,000,000	2009/10/02
67354	UBS AG	Shimao R Bear CBBC Feb 2010 E	0.3250	16.8800	15.3800	2010/02/22	100,000,000	2009/10/02
67379	BNP Paribas Arbit Issu B.V.	HSI R Bull CBBC Mar 2010 S	0.2500	19,800 per 12,000 units	20,400 per 12,000 units	2010/03/30	300,000,000	2009/10/05
67378	BNP Paribas Arbit Issu B.V.	HSI R Bull CBBC Mar 2010 T	0.2500	19,700 per 15,000 units	20,200 per 15,000 units	2010/03/30	300,000,000	2009/10/05
67380	BNP Paribas Arbit Issu B.V.	HSI R Bear CBBC Feb 2010 H	0.2500	21,700 per 12,000 units	21,200 per 12,000 units	2010/02/25	300,000,000	2009/10/05
67382	Credit Suisse	HSI R Bear CBBC Feb 2010 P	0.2500	21,500 per 10,000 units	21,000 per 10,000 units	2010/02/25	200,000,000	2009/10/05
67383	Credit Suisse	HSI R Bear CBBC Mar 2010 A	0.2500	22,400 per 38,000 units	21,800 per 38,000 units	2010/03/30	190,000,000	2009/10/05
67389	Deutsche Bank AG	HSI R Bull CBBC Apr 2010 T	0.3200	19,100 per 10,000 units	19,600 per 10,000 units	2010/04/29	300,000,000	2009/10/05

## Newly listed callable bull/bear contracts (continued)

Code	Issuer	Name of issue	Issue prices (HK\$)	Strike price (HKD) / Strike level per 10 units	Call price (HKD) / Call level per 10 units	Expiry date	No. of issue (units)	Listing date
67390	Deutsche Bank AG	HSI R Bull CBBC Apr 2010 U	0.2700	19,700 per 10,000 units	20,200 per 10,000 units	2010/04/29	300,000,000	2009/10/05
67393	Deutsche Bank AG	HSI R Bear CBBC Apr 2010 V	0.2600	21,900 per 15,000 units	21,200 per 15,000 units	2010/04/29	300,000,000	2009/10/05
67394	Deutsche Bank AG	HSI R Bear CBBC Apr 2010 W	0.2500	22,000 per 20,000 units	21,400 per 20,000 units	2010/04/29	300,000,000	2009/10/05
67391	Goldman Sachs SP (Asia)	HSI R Bull CBBC Apr 2010 J	0.2500	20,300 per 35,000 units	20,800 per 35,000 units	2010/04/29	200,000,000	2009/10/05
67388	KBC Fin Products Int'l Ltd.	HSI R Bull CBBC Feb 2010 S	0.2500	20,300 per 10,000 units	20,800 per 10,000 units	2010/02/25	208,000,000	2009/10/05
67364	SGA Societe Generale Acceptance N.V.	CCHC R Bear CBBC Jan10L	0.2500	11.0000	10.0000	2010/01/13	100,000,000	2009/10/05
67365	SGA Societe Generale Acceptance N.V.	CLife R Bear CBBC Jan10Z	0.2900	37.3000	35.5000	2010/01/20	100,000,000	2009/10/05
67367	SGA Societe Generale Acceptance N.V.	HKEx R Bear CBBC Jan10V	0.2500	158 per 100 units	149 per 100 units	2010/01/13	150,000,000	2009/10/05
67366	SGA Societe Generale Acceptance NV	HSCEI R Bear CBBC Jan10F	0.2500	13,400 per 12,000 units	12,800 per 12,000 units	2010/01/28	200,000,000	2009/10/05
67372	SGA Societe Generale Acceptance N.V.	HSI R Bear CBBC Apr10I	0.2500	22,000 per 15,000 units	21,400 per 15,000 units	2010/04/29	300,000,000	2009/10/05
67374	SGA Societe Generale Acceptance N.V.	HSI R Bear CBBC Apr10J	0.2500	22,200 per 10,000 units	21,600 per 10,000 units	2010/04/29	300,000,000	2009/10/05
67371	SGA Societe Generale Acceptance N.V.	HSI R Bear CBBC Apr10R	0.2500	21,900 per 10,000 units	21,300 per 10,000 units	2010/04/29	300,000,000	2009/10/05
67370	SGA Societe Generale Acceptance N.V.	HSI R Bear CBBC Apr10S	0.2500	21,800 per 12,000 units	21,200 per 12,000 units	2010/04/29	300,000,000	2009/10/05
67369	SGA Societe Generale Acceptance N.V.	HSI R Bear CBBC Apr10T	0.2500	21,700 per 15,000 units	21,100 per 15,000 units	2010/04/29	300,000,000	2009/10/05
67373	SGA Societe Generale Acceptance N.V.	HSI R Bear CBBC Apr10Y	0.2500	22,100 per 12,000 units	21,500 per 12,000 units	2010/04/29	300,000,000	2009/10/05
67368	SGA Societe Generale Acceptance NV	JiangC R Bear CBBC Jan10L	0.3000	20.5000	19.0000	2010/01/20	50,000,000	2009/10/05
67386	UBS AG	China Mobile R Bear CBBC Feb 2010 O	0.2500	82.88 per 100 units	78.88 per 100 units	2010/02/22	200,000,000	2009/10/05
67375	UBS AG	China Tel R Bull CBBC Feb 2010 D	0.2500	3.1300	3.5300	2010/02/22	100,000,000	2009/10/05
67376	UBS AG	China Tel R Bull CBBC Feb 2010 E	0.2500	3.2800	3.6800	2010/02/22	100,000,000	2009/10/05
67381	UBS AG	China Tel R Bear CBBC Feb 2010 F	0.2500	4.4800	4.0800	2010/02/22	100,000,000	2009/10/05
67387	UBS AG	HKEx R Bear CBBC Feb 2010 T	0.2500	149.88 per 100 units	143.88 per 100 units	2010/02/22	200,000,000	2009/10/05
67377	UBS AG	HSI R Bull CBBC Feb 2010 X	0.2500	20,400 per 10,000 units	20,900 per 10,000 units	2010/02/25	300,000,000	2009/10/05
67384	UBS AG	HSI R Bear CBBC Jan 2010 X	0.2500	21,500 per 10,000 units	21,000 per 10,000 units	2010/01/28	300,000,000	2009/10/05
67385	UBS AG	HSI R Bear CBBC Mar 2010 H	0.2500	21,800 per 10,000 units	21,300 per 10,000 units	2010/03/30	300,000,000	2009/10/05
67165*	UBS AG	HSI R Bear CBBC Dec 2009 I	0.1230	22,000 per 10,000 units	21,500 per 10,000 units	2009/12/30	200,000,000	2009/10/05
67421	ABN AMRO Bank N.V.	HSI R Bear CBBC Feb 2010 H	0.2930	21,800 per 13,000 units	21,300 per 13,000 units	2010/02/25	250,000,000	2009/10/06
67420	ABN AMRO Bank N.V.	HSI R Bear CBBC Feb 2010 J	0.3050	21,500 per 10,000 units	21,000 per 10,000 units	2010/02/25	250,000,000	2009/10/06
67419	ABN AMRO Bank N.V.	HSI R Bear CBBC Feb 2010 M	0.2940	21,200 per 13,000 units	20,700 per 13,000 units	2010/02/25	250,000,000	2009/10/06
67412	Credit Suisse	China Mobile R Bear CBBC Feb 2010 E	0.2500	85 per 100 units	80 per 100 units	2010/02/22	100,000,000	2009/10/06
67399	Credit Suisse	HSI R Bull CBBC Feb 2010 Q	0.2500	20,300 per 10,000 units	20,800 per 10,000 units	2010/02/25	200,000,000	2009/10/06
67413	Credit Suisse	HSI R Bear CBBC Feb 2010 R	0.2500	21,300 per 10,000 units	20,800 per 10,000 units	2010/02/25	200,000,000	2009/10/06
67406	Deutsche Bank AG	A50 China R Bear CBBC Mar 2010 C	0.2600	14.9800	14.1800	2010/03/29	150,000,000	2009/10/06
67405	Deutsche Bank AG	HKEx R Bear CBBC Mar 2010 D	0.2500	147.18 per 100 units	140.18 per 100 units	2010/03/29	150,000,000	2009/10/06
67422	Deutsche Bank AG	HSI R Bull CBBC Apr 2010 X	0.3200	18,500 per 10,000 units	19,000 per 10,000 units	2010/04/29	300,000,000	2009/10/06
67403	Deutsche Bank AG	HSI R Bear CBBC Mar 2010 J	0.2500	21,200 per 12,000 units	20,700 per 12,000 units	2010/03/30	300,000,000	2009/10/06
67404	Deutsche Bank AG	HSI R Bear CBBC Mar 2010 P	0.2600	21,400 per 12,000 units	20,900 per 12,000 units	2010/03/30	300,000,000	2009/10/06
67426	Deutsche Bank AG	HSI R Bear CBBC Apr 2010 Y	0.2500	21,300 per 15,000 units	20,600 per 15,000 units	2010/04/29	300,000,000	2009/10/06
67423	Deutsche Bank AG	HSI R Bear CBBC May 2010 F	0.2500	22,500 per 40,000 units	21,700 per 40,000 units	2010/05/28	300,000,000	2009/10/06
67424	Goldman Sachs SP (Asia)	HSI R Bear CBBC Apr 2010 L	0.2500	21,300 per 10,000 units	20,800 per 10,000 units	2010/04/29	200,000,000	2009/10/06
67425	Goldman Sachs SP (Asia)	HSI R Bear CBBC May 2010 L	0.2500	21,100 per 35,000 units	20,600 per 35,000 units	2010/05/28	200,000,000	2009/10/06
67427	Goldman Sachs SP (Asia)	HSI R Bear CBBC May 2010 M	0.2500	21,500 per 10,000 units	21,000 per 10,000 units	2010/05/28	200,000,000	2009/10/06
67407	KBC Fin Products Int'l Ltd.	HSI R Bull CBBC Feb 2010 T	0.2500	20,100 per 12,000 units	20,600 per 12,000 units	2010/02/25	248,000,000	2009/10/06
67415	KBC Fin Products Int'l Ltd.	HSI R Bear CBBC Feb 2010 O	0.2500	21,400 per 12,000 units	20,900 per 12,000 units	2010/02/25	248,000,000	2009/10/06

## Newly listed callable bull/bear contracts (continued)

Code	Issuer	Name of issue	Issue prices (HK\$)	Strike price (HKD) / Strike level per 10 units	Call price (HKD) / Call level per 10 units	Expiry date	No. of issue (units)	Listing date
67414	KBC Fin Products Int'l Ltd.	HSI R Bear CBBC Feb 2010 U	0.2500	21,200 per 10,000 units	20,700 per 10,000 units	2010/02/25	208,000,000	2009/10/06
67400	SGA Societe Generale Acceptance N.V.	HSI R Bear CBBC May10F	0.2500	21,300 per 15,000 units	20,700 per 15,000 units	2010/05/28	300,000,000	2009/10/06
67401	SGA Societe Generale Acceptance N.V.	HSI R Bear CBBC May10G	0.2500	21,400 per 12,000 units	20,800 per 12,000 units	2010/05/28	300,000,000	2009/10/06
67402	SGA Societe Generale Acceptance N.V.	HSI R Bear CBBC May10H	0.2500	21,500 per 10,000 units	20,900 per 10,000 units	2010/05/28	300,000,000	2009/10/06
67396	UBS AG	China Mobile R Bull CBBC Feb 2010 P	0.2500	72.88 per 100 units	76.88 per 100 units	2010/02/22	200,000,000	2009/10/06
67409	UBS AG	China Mobile R Bear CBBC Feb 2010 Q	0.2500	80.88 per 100 units	76.88 per 100 units	2010/02/22	200,000,000	2009/10/06
67397	UBS AG	China Life R Bull CBBC Feb 2010 Y	0.2500	32.8800	33.8800	2010/02/22	200,000,000	2009/10/06
67408	UBS AG	China Life R Bear CBBC Feb 2010 Z	0.2500	34.8800	33.8800	2010/02/22	200,000,000	2009/10/06
67411	UBS AG	A50 China R Bear CBBC Feb 2010 O	0.2500	13.8800	13.3800	2010/02/22	200,000,000	2009/10/06
67398	UBS AG	HKEx R Bull CBBC Feb 2010 U	0.2500	132.88 per 100 units	138.88 per 100 units	2010/02/22	200,000,000	2009/10/06
67410	UBS AG	HKEx R Bear CBBC Feb 2010 V	0.2500	144.88 per 100 units	138.88 per 100 units	2010/02/22	200,000,000	2009/10/06
67392	UBS AG	HSI R Bull CBBC Mar 2010 Y	0.2500	20,300 per 12,000 units	20,800 per 12,000 units	2010/03/30	300,000,000	2009/10/06
67395	UBS AG	HSI R Bull CBBC May 2010 Z	0.2500	20,500 per 20,000 units	21,000 per 20,000 units	2010/05/28	300,000,000	2009/10/06
67416	UBS AG	HSI R Bear CBBC Mar 2010 O	0.2500	21,100 per 12,000 units	20,600 per 12,000 units	2010/03/30	300,000,000	2009/10/06
67417	UBS AG	HSI R Bear CBBC Mar 2010 U	0.2500	21,400 per 10,000 units	20,900 per 10,000 units	2010/03/30	300,000,000	2009/10/06
67418	UBS AG	HSI R Bear CBBC May 2010 Q	0.2500	21,800 per 38,000 units	21,300 per 38,000 units	2010/05/28	400,000,000	2009/10/06
67440	BNP Paribas Arbit Issu B.V.	HSI R Bull CBBC Apr 2010 C	0.2500	20,300 per 15,000 units	20,800 per 15,000 units	2010/04/29	300,000,000	2009/10/07
67441	Deutsche Bank AG	China Life R Bear CBBC Mar 2010 E	0.4000	36.6800	35.6800	2010/03/29	150,000,000	2009/10/07
67432	Deutsche Bank AG	HSI R Bull CBBC Feb 2010 K	0.2500	20,200 per 12,000 units	20,700 per 12,000 units	2010/02/25	300,000,000	2009/10/07
67439	Goldman Sachs SP (Asia)	HSI R Bull CBBC May 2010 N	0.2500	20,100 per 10,000 units	20,600 per 10,000 units	2010/05/28	200,000,000	2009/10/07
67437	UBS AG	HSBC R Bull CBBC Feb 2010 Q	0.2500	80.88 per 100 units	85.88 per 100 units	2010/02/22	200,000,000	2009/10/07
67433	UBS AG	HSI R Bull CBBC Mar 2010 B	0.2500	20,200 per 10,000 units	20,700 per 10,000 units	2010/03/30	300,000,000	2009/10/07
67435	UBS AG	HSI R Bull CBBC Apr 2010 L	0.2500	18,900 per 12,000 units	19,400 per 12,000 units	2010/04/29	300,000,000	2009/10/07
67434	UBS AG	HSI R Bull CBBC Apr 2010 R	0.2500	18,800 per 10,000 units	19,300 per 10,000 units	2010/04/29	300,000,000	2009/10/07
67436	UBS AG	HSI R Bull CBBC May 2010 I	0.2500	20,300 per 38,000 units	20,800 per 38,000 units	2010/05/28	400,000,000	2009/10/07
67431	UBS AG	HSI R Bear CBBC Mar 2010 V	0.2500	21,200 per 10,000 units	20,700 per 10,000 units	2010/03/30	300,000,000	2009/10/07
67428	UBS AG	HSI R Bear CBBC Apr 2010 Q	0.2500	21,300 per 12,000 units	20,800 per 12,000 units	2010/04/29	300,000,000	2009/10/07
67430	UBS AG	HSI R Bear CBBC Apr 2010 T	0.2500	21,700 per 12,000 units	21,200 per 12,000 units	2010/04/29	300,000,000	2009/10/07
67429	UBS AG	HSI R Bear CBBC Apr 2010 X	0.2500	21,500 per 20,000 units	21,000 per 20,000 units	2010/04/29	300,000,000	2009/10/07
67438	UBS AG	Jiangxi Copper R Bear CBBC Feb 2010 I	0.3050	20.3800	18.8800	2010/02/22	100,000,000	2009/10/07
67449	Deutsche Bank AG	HSI R Bull CBBC Feb 2010 X	0.2600	20,300 per 12,000 units	20,800 per 12,000 units	2010/02/25	300,000,000	2009/10/08
67453	Deutsche Bank AG	HSI R Bear CBBC Feb 2010 Y	0.2500	21,500 per 10,000 units	21,000 per 10,000 units	2010/02/25	300,000,000	2009/10/08
67442	SGA Societe Generale Acceptance N.V.	CMob R Bull CBBC Jan10T	0.2500	72 per 100 units	76 per 100 units	2010/01/13	300,000,000	2009/10/08
67446	SGA Societe Generale Acceptance N.V.	CMob R Bear CBBC Jan10U	0.2500	82 per 100 units	78 per 100 units	2010/01/13	300,000,000	2009/10/08
67447	SGA Societe Generale Acceptance N.V.	CMob R Bear CBBC Jan10V	0.2500	84 per 100 units	80 per 100 units	2010/01/13	300,000,000	2009/10/08
67448	SGA Societe Generale Acceptance N.V.	CMob R Bear CBBC Jan10W	0.2500	86 per 100 units	82 per 100 units	2010/01/13	300,000,000	2009/10/08
67445	SGA Societe Generale Acceptance N.V.	A50 R Bear CBBC Jan10O	0.2500	14.7000	14.0000	2010/01/20	150,000,000	2009/10/08
67444	SGA Societe Generale Acceptance N.V.	A50 R Bear CBBC Jan10R	0.2500	14.2000	13.5000	2010/01/20	150,000,000	2009/10/08
67443	SGA Societe Generale Acceptance NV	HSCEI R Bear CBBC Feb10A	0.2500	12,800 per 12,000 units	12,200 per 12,000 units	2010/02/25	200,000,000	2009/10/08
67451	UBS AG	HSI R Bull CBBC Jan 2010 S	0.2500	20,100 per 12,000 units	20,600 per 12,000 units	2010/01/28	300,000,000	2009/10/08
67450	UBS AG	HSI R Bull CBBC Jan 2010 T	0.2500	19,500 per 10,000 units	20,000 per 10,000 units	2010/01/28	300,000,000	2009/10/08
67492	ABN AMRO Bank N.V.	A50 China R Bear CBBC Feb 2010 A	0.2500	14.0300	13.3800	2010/02/08	80,000,000	2009/10/09
67491	ABN AMRO Bank N.V.	HSI R Bear CBBC Feb 2010 L	0.2500	20,900 per 13,000 units	20,400 per 13,000 units	2010/02/25	250,000,000	2009/10/09

## Newly listed callable bull/bear contracts (continued)

Code	Issuer	Name of issue	Issue prices (HK\$)	Strike price (HKD) / Strike level per 10 units	Call price (HKD) / Call level per 10 units	Expiry date	No. of issue (units)	Listing date
67469	BNP Paribas Arbit Issu B.V.	HSI R Bull CBBC Apr 2010 D	0.2500	18,400 per 15,000 units	18,900 per 15,000 units	2010/04/29	300,000,000	2009/10/09
67470	BNP Paribas Arbit Issu B.V.	HSI R Bull CBBC Apr 2010 E	0.2500	19,100 per 12,000 units	19,600 per 12,000 units	2010/04/29	300,000,000	2009/10/09
67471	BNP Paribas Arbit Issu B.V.	HSI R Bear CBBC Mar 2010 K	0.2500	22,500 per 12,000 units	21,900 per 12,000 units	2010/03/30	300,000,000	2009/10/09
67474	BNP Paribas Arbit Issu B.V.	HSI R Bear CBBC Apr 2010 F	0.2500	21,500 per 10,000 units	21,000 per 10,000 units	2010/04/29	300,000,000	2009/10/09
67475	BNP Paribas Arbit Issu B.V.	HSI R Bear CBBC Apr 2010 G	0.2500	22,100 per 10,000 units	21,600 per 10,000 units	2010/04/29	300,000,000	2009/10/09
67480	Credit Suisse	China Mobile R Bull CBBC Feb 2010 F	0.2500	60 per 100 units	65 per 100 units	2010/02/22	100,000,000	2009/10/09
67484	Credit Suisse	China Mobile R Bear CBBC Feb 2010 G	0.2500	81 per 100 units	76 per 100 units	2010/02/22	100,000,000	2009/10/09
67481	Credit Suisse	China Life R Bear CBBC Feb 2010 B	0.3000	35.8000	34.8000	2010/02/22	100,000,000	2009/10/09
67482	Credit Suisse	HKEx R Bear CBBC Feb 2010 F	0.2500	144 per 100 units	138 per 100 units	2010/02/22	100,000,000	2009/10/09
67452	Credit Suisse	HSI R Bull CBBC Feb 2010 S	0.2500	20,000 per 10,000 units	20,500 per 10,000 units	2010/02/25	200,000,000	2009/10/09
67483	Credit Suisse	HSI R Bear CBBC Feb 2010 T	0.2500	21,000 per 10,000 units	20,500 per 10,000 units	2010/02/25	200,000,000	2009/10/09
67472	Deutsche Bank AG	China Life R Bear CBBC Mar 2010 F	0.4100	35.6800	34.6800	2010/03/29	150,000,000	2009/10/09
67476	Deutsche Bank AG	CNOOC R Bear CBBC Apr 2010 A	0.3300	12.9800	12.1800	2010/04/19	150,000,000	2009/10/09
67473	Deutsche Bank AG	Sinopec Corp R Bear CBBC Apr 2010 A	0.2600	8.4800	7.6800	2010/04/19	150,000,000	2009/10/09
67493	Deutsche Bank AG	HSI R Bull CBBC Jan 2010 Q	0.3200	17,900 per 10,000 units	18,400 per 10,000 units	2010/01/28	300,000,000	2009/10/09
67457	Deutsche Bank AG	HSI R Bull CBBC Mar 2010 Q	0.2500	20,000 per 12,000 units	20,500 per 12,000 units	2010/03/30	300,000,000	2009/10/09
67494	Deutsche Bank AG	HSI R Bear CBBC Jan 2010 O	0.2500	20,900 per 10,000 units	20,400 per 10,000 units	2010/01/28	300,000,000	2009/10/09
67477	Deutsche Bank AG	HSI R Bear CBBC Feb 2010 C	0.2500	21,000 per 12,000 units	20,500 per 12,000 units	2010/02/25	300,000,000	2009/10/09
67478	Deutsche Bank AG	ICBC R Bear CBBC Apr 2010 A	0.2500	7.4800	6.6800	2010/04/19	150,000,000	2009/10/09
67479	Deutsche Bank AG	Petrochina R Bear CBBC Apr 2010 A	0.2600	10.4800	9.6800	2010/04/19	150,000,000	2009/10/09
67509	Goldman Sachs SP (Asia)	HSI R Bear CBBC Apr 2010 K	0.2500	20,900 per 10,000 units	20,400 per 10,000 units	2010/04/29	200,000,000	2009/10/09
67487	KBC Fin Products Int'l Ltd.	Ch Life R Bear CBBC Jan 2010 D	0.6300	37.5800	36.1800	2010/01/15	148,000,000	2009/10/09
67486	KBC Fin Products Int'l Ltd.	HSBC R Bull CBBC Feb 2010 D	0.2500	80.88 per 100 units	85.88 per 100 units	2010/02/08	188,000,000	2009/10/09
67488	KBC Fin Products Int'l Ltd.	HSCEI R Bear CBBC Mar 2010 B	0.2500	13,100 per 12,000 units	12,600 per 12,000 units	2010/03/30	248,000,000	2009/10/09
67490	KBC Fin Products Int'l Ltd.	HSI R Bear CBBC Feb 2010 W	0.2500	21,000 per 10,000 units	20,500 per 10,000 units	2010/02/25	208,000,000	2009/10/09
67454	CC Rabobank B.A.	HSI R Bear CBBC Apr 2010 C	0.2500	21,900 per 15,000 units	21,400 per 15,000 units	2010/04/29	180,000,000	2009/10/09
67455	CC Rabobank B.A.	HSI R Bear CBBC Apr 2010 E	0.2500	22,100 per 15,000 units	21,600 per 15,000 units	2010/04/29	180,000,000	2009/10/09
67456	CC Rabobank B.A.	HSI R Bear CBBC Apr 2010 F	0.2500	22,300 per 15,000 units	21,800 per 15,000 units	2010/04/29	180,000,000	2009/10/09
67495	UBS AG	CHALCO R Bull CBBC Feb 2010 P	0.2500	5.8800	6.8800	2010/02/22	100,000,000	2009/10/09
67503	UBS AG	CHALCO R Bear CBBC Feb 2010 Q	0.2500	10.3800	9.3800	2010/02/22	100,000,000	2009/10/09
67465	UBS AG	China Mobile R Bull CBBC Feb 2010 R	0.2500	70.88 per 100 units	74.88 per 100 units	2010/02/22	200,000,000	2009/10/09
67505	UBS AG	China Mobile R Bear CBBC Feb 2010 S	0.2500	78.88 per 100 units	74.88 per 100 units	2010/02/22	200,000,000	2009/10/09
67497	UBS AG	COVS R Bull CBBC Feb 2010 G	0.3850	12.8800	13.8800	2010/02/22	100,000,000	2009/10/09
67506	UBS AG	COVS R Bear CBBC Feb 2010 H	0.3250	19.8800	18.8800	2010/02/22	100,000,000	2009/10/09
67463	UBS AG	CCHC R Bull CBBC Feb 2010 I	0.2500	7.8800	8.8800	2010/02/22	100,000,000	2009/10/09
67496	UBS AG	CCHC R Bull CBBC Mar 2010 I	0.4300	4.8800	5.8800	2010/03/15	100,000,000	2009/10/09
67464	UBS AG	China Life R Bull CBBC Feb 2010 B	0.2500	31.8800	32.8800	2010/02/22	200,000,000	2009/10/09
67504	UBS AG	China Life R Bear CBBC Feb 2010 D	0.2500	33.8800	32.8800	2010/02/22	200,000,000	2009/10/09
67485	UBS AG	Sinopec Corp R Bull CBBC Feb 2010 H	0.2500	5.8800	6.3800	2010/02/22	100,000,000	2009/10/09
67489	UBS AG	Sinopec Corp R Bear CBBC Feb 2010 I	0.2500	7.3800	6.8800	2010/02/22	100,000,000	2009/10/09
67468	UBS AG	A50 China R Bull CBBC Feb 2010 P	0.2500	12.8800	13.3800	2010/02/22	200,000,000	2009/10/09
67498	UBS AG	R&F R Bull CBBC Feb 2010 A	0.4550	8.8800	10.3800	2010/02/22	100,000,000	2009/10/09
67507	UBS AG	R&F R Bear CBBC Feb 2010 B	0.3500	16.8800	15.3800	2010/02/22	100,000,000	2009/10/09

## Newly listed callable bull/bear contracts (continued)

Code	Issuer	Name of issue	Issue prices (HK\$)	Strike price (HKD) / Strike level per 10 units	Call price (HKD) / Call level per 10 units	Expiry date	No. of issue (units)	Listing date
67466	UBS AG	HKEx R Bull CBBC Feb 2010 W	0.2500	127.88 per 100 units	133.88 per 100 units	2010/02/22	200,000,000	2009/10/09
67467	UBS AG	HSBC R Bull CBBC Feb 2010 R	0.2500	83.88 per 100 units	88.88 per 100 units	2010/02/22	200,000,000	2009/10/09
67458	UBS AG	HSCEI R Bull CBBC Feb 2010 G	0.2500	11,000 per 20,000 units	11,500 per 20,000 units	2010/02/25	200,000,000	2009/10/09
67499	UBS AG	HSCEI R Bear CBBC Feb 2010 S	0.2500	12,300 per 20,000 units	11,800 per 20,000 units	2010/02/25	200,000,000	2009/10/09
67460	UBS AG	HSI R Bull CBBC Jan 2010 M	0.2500	20,000 per 10,000 units	20,500 per 10,000 units	2010/01/28	300,000,000	2009/10/09
67459	UBS AG	HSI R Bull CBBC Jan 2010 N	0.2500	18,800 per 10,000 units	19,300 per 10,000 units	2010/01/28	300,000,000	2009/10/09
67462	UBS AG	HSI R Bull CBBC Feb 2010 C	0.2500	20,300 per 12,000 units	20,800 per 12,000 units	2010/02/25	300,000,000	2009/10/09
67500	UBS AG	HSI R Bear CBBC Jan 2010 F	0.2500	21,000 per 10,000 units	20,500 per 10,000 units	2010/01/28	300,000,000	2009/10/09
67501	UBS AG	HSI R Bear CBBC Feb 2010 B	0.2500	20,900 per 12,000 units	20,400 per 12,000 units	2010/02/25	300,000,000	2009/10/09
67502	UBS AG	HSI R Bear CBBC Jun 2010 G	0.2500	21,300 per 38,000 units	20,800 per 38,000 units	2010/06/29	400,000,000	2009/10/09
67508	UBS AG	Ping An R Bear CBBC Feb 2010 H	0.2500	71.88 per 100 units	63.88 per 100 units	2010/02/22	100,000,000	2009/10/09
67513	Credit Suisse	China Mobile R Bear CBBC Feb 2010 H	0.2500	83 per 100 units	78 per 100 units	2010/02/22	100,000,000	2009/10/12
67514	Credit Suisse	HKEx R Bear CBBC Feb 2010 G	0.2500	149 per 100 units	143 per 100 units	2010/02/22	100,000,000	2009/10/12
67515	Credit Suisse	HSBC R Bear CBBC Feb 2010 D	0.2500	93 per 100 units	88 per 100 units	2010/02/22	100,000,000	2009/10/12
67524	Deutsche Bank AG	HSI R Bull CBBC Feb 2010 P	0.2500	19,500 per 10,000 units	20,000 per 10,000 units	2010/02/25	300,000,000	2009/10/12
67517	Deutsche Bank AG	HSI R Bear CBBC Feb 2010 H	0.2500	21,100 per 10,000 units	20,600 per 10,000 units	2010/02/25	300,000,000	2009/10/12
67525	Goldman Sachs SP (Asia)	HSI R Bull CBBC May 2010 O	0.2500	19,900 per 10,000 units	20,400 per 10,000 units	2010/05/28	200,000,000	2009/10/12
67511	SGA Societe Generale Acceptance N.V.	CMob R Bull CBBC Jan10X	0.2500	61 per 100 units	64 per 100 units	2010/01/13	300,000,000	2009/10/12
67516	SGA Societe Generale Acceptance N.V.	CMob R Bull CBBC Jan10Y	0.2500	70 per 100 units	74 per 100 units	2010/01/13	300,000,000	2009/10/12
67510	SGA Societe Generale Acceptance N.V.	CLife R Bear CBBC Jan10A	0.3500	36.3000	34.5000	2010/01/20	100,000,000	2009/10/12
67512	SGA Societe Generale Acceptance N.V.	HKEx R Bear CBBC Jan10W	0.2500	153 per 100 units	144 per 100 units	2010/01/13	150,000,000	2009/10/12
67520	UBS AG	China Tel R Bull CBBC Feb 2010 G	0.2500	3.1300	3.5300	2010/02/22	100,000,000	2009/10/12
67521	UBS AG	HKEx R Bear CBBC Feb 2010 X	0.2500	139.88 per 100 units	133.88 per 100 units	2010/02/22	200,000,000	2009/10/12
67519	UBS AG	HSI R Bull CBBC Jan 2010 E	0.2500	18,500 per 10,000 units	19,000 per 10,000 units	2010/01/28	300,000,000	2009/10/12
67523	UBS AG	HSI R Bull CBBC Feb 2010 S	0.2500	19,900 per 12,000 units	20,400 per 12,000 units	2010/02/25	300,000,000	2009/10/12
67518	UBS AG	HSI R Bull CBBC Apr 2010 K	0.2500	18,300 per 12,000 units	18,800 per 12,000 units	2010/04/29	300,000,000	2009/10/12
67522	UBS AG	HSI R Bear CBBC Apr 2010 C	0.2500	21,000 per 20,000 units	20,500 per 20,000 units	2010/04/29	300,000,000	2009/10/12
67537	ABN AMRO Bank N.V.	HSI R Bull CBBC Feb 2010 G	0.2500	20,100 per 13,000 units	20,600 per 13,000 units	2010/02/25	250,000,000	2009/10/13
67536	Credit Suisse	HSI R Bull CBBC Feb 2010 U	0.2500	20,300 per 10,000 units	20,800 per 10,000 units	2010/02/25	200,000,000	2009/10/13
67538	Deutsche Bank AG	HSI R Bull CBBC Mar 2010 G	0.2500	20,100 per 10,000 units	20,600 per 10,000 units	2010/03/30	300,000,000	2009/10/13
67533	Deutsche Bank AG	HSI R Bear CBBC Mar 2010 I	0.2500	21,200 per 12,000 units	20,700 per 12,000 units	2010/03/30	300,000,000	2009/10/13
67539	Goldman Sachs SP (Asia)	HSI R Bull CBBC Apr 2010 P	0.2500	20,300 per 24,000 units	20,800 per 24,000 units	2010/04/29	200,000,000	2009/10/13
67534	KBC Fin Products Int'l Ltd.	HSI R Bull CBBC Jan 2010 P	0.2500	20,100 per 12,000 units	20,600 per 12,000 units	2010/01/28	248,000,000	2009/10/13
67535	KBC Fin Products Int'l Ltd.	HSI R Bull CBBC Feb 2010 H	0.2500	20,300 per 10,000 units	20,800 per 10,000 units	2010/02/25	208,000,000	2009/10/13
67528	UBS AG	China Tel R Bull CBBC Feb 2010 H	0.2500	2.4800	2.8800	2010/02/22	100,000,000	2009/10/13
67527	UBS AG	China Life R Bear CBBC Feb 2010 E	0.2500	34.8800	33.8800	2010/02/22	200,000,000	2009/10/13
67532	UBS AG	A50 China R Bull CBBC Feb 2010 Q	0.2500	12.6300	13.1300	2010/02/22	200,000,000	2009/10/13
67526	UBS AG	HSI R Bull CBBC Apr 2010 Z	0.2500	20,000 per 20,000 units	20,500 per 20,000 units	2010/04/29	300,000,000	2009/10/13
67530	UBS AG	HSI R Bear CBBC Mar 2010 A	0.2500	21,100 per 12,000 units	20,600 per 12,000 units	2010/03/30	300,000,000	2009/10/13
67531	UBS AG	HSI R Bear CBBC Apr 2010 A	0.2500	21,300 per 12,000 units	20,800 per 12,000 units	2010/04/29	300,000,000	2009/10/13
67529	UBS AG	Hutchison R Bull CBBC Feb 2010 E	0.2500	38.88 per 100 units	43.88 per 100 units	2010/02/22	100,000,000	2009/10/13
67592	ABN AMRO Bank N.V.	HSCEI R Bull CBBC Feb 2010 E	0.2500	11,100 per 12,000 units	11,600 per 12,000 units	2010/02/25	250,000,000	2009/10/14
67591	ABN AMRO Bank N.V.	HSI R Bull CBBC Feb 2010 B	0.2500	20,600 per 13,000 units	21,100 per 13,000 units	2010/02/25	250,000,000	2009/10/14



## Newly listed callable bull/bear contracts (continued)

Code	Issuer	Name of issue	Issue prices (HK\$)	Strike price (HKD) / Strike level per 10 units	Call price (HKD) / Call level per 10 units	Expiry date	No. of issue (units)	Listing date
67590	ABN AMRO Bank N.V.	HSI R Bull CBBC Feb 2010 F	0.2500	20,300 per 10,000 units	20,800 per 10,000 units	2010/02/25	250,000,000	2009/10/14
67595	ABN AMRO Bank N.V.	HSI R Bear CBBC Feb 2010 M	0.2500	22,300 per 13,000 units	21,800 per 13,000 units	2010/02/25	250,000,000	2009/10/14
67589	BNP Paribas Arbit Issu B.V.	HSI R Bull CBBC Apr 2010 H	0.2500	20,000 per 10,000 units	21,000 per 10,000 units	2010/04/29	300,000,000	2009/10/14
67574	Credit Suisse	China Life R Bull CBBC Feb 2010 C	0.3150	32.0000	33.0000	2010/02/22	100,000,000	2009/10/14
67576	Credit Suisse	A50 China R Bull CBBC Feb 2010 B	0.2500	12.9000	13.5000	2010/02/22	100,000,000	2009/10/14
67575	Credit Suisse	HKEx R Bull CBBC Feb 2010 H	0.2500	129 per 100 units	135 per 100 units	2010/02/22	100,000,000	2009/10/14
67573	Credit Suisse	HSI R Bull CBBC Feb 2010 W	0.2500	20,500 per 10,000 units	21,000 per 10,000 units	2010/02/25	200,000,000	2009/10/14
67559	Credit Suisse	HSI R Bear CBBC Feb 2010 V	0.2500	21,500 per 10,000 units	21,000 per 10,000 units	2010/02/25	200,000,000	2009/10/14
67577	Credit Suisse	HSI R Bear CBBC Feb 2010 X	0.2500	21,800 per 10,000 units	21,300 per 10,000 units	2010/02/25	200,000,000	2009/10/14
67571	Deutsche Bank AG	HSI R Bull CBBC Mar 2010 D	0.2500	20,600 per 12,000 units	21,100 per 12,000 units	2010/03/30	300,000,000	2009/10/14
67570	Deutsche Bank AG	HSI R Bull CBBC Mar 2010 O	0.2600	20,700 per 10,000 units	21,200 per 10,000 units	2010/03/30	300,000,000	2009/10/14
67588	Deutsche Bank AG	HSI R Bear CBBC Jan 2010 X	0.2500	21,800 per 12,000 units	21,300 per 12,000 units	2010/01/28	300,000,000	2009/10/14
67572	Deutsche Bank AG	HSI R Bear CBBC Feb 2010 O	0.2700	22,500 per 10,000 units	22,000 per 10,000 units	2010/02/25	300,000,000	2009/10/14
67560	Deutsche Bank AG	HSI R Bear CBBC Feb 2010 T	0.2500	21,600 per 12,000 units	21,100 per 12,000 units	2010/02/25	300,000,000	2009/10/14
67561	Deutsche Bank AG	HSI R Bear CBBC Mar 2010 C	0.2500	21,400 per 12,000 units	20,900 per 12,000 units	2010/03/30	300,000,000	2009/10/14
67593	Goldman Sachs SP (Asia)	HSI R Bull CBBC May 2010 P	0.2500	20,500 per 10,000 units	21,000 per 10,000 units	2010/05/28	200,000,000	2009/10/14
67594	Goldman Sachs SP (Asia)	HSI R Bull CBBC May 2010 Q	0.2500	20,700 per 10,000 units	21,200 per 10,000 units	2010/05/28	200,000,000	2009/10/14
67540	HK Bank	HSI R Bear CBBC Jun 2010 L	0.2500	22,100 per 12,000 units	21,300 per 12,000 units	2010/06/29	180,000,000	2009/10/14
67541	HK Bank	HSI R Bear CBBC Jun 2010 M	0.2500	22,600 per 28,000 units	21,800 per 28,000 units	2010/06/29	180,000,000	2009/10/14
67579	KBC Fin Products Int'l Ltd.	A50 China R Bull CBBC Jan 10 M	0.2500	12.7800	13.4800	2010/01/18	188,000,000	2009/10/14
67580	KBC Fin Products Int'l Ltd.	HSI R Bull CBBC Feb 2010 G	0.2500	20,700 per 10,000 units	21,200 per 10,000 units	2010/02/25	208,000,000	2009/10/14
67581	KBC Fin Products Int'l Ltd.	HSI R Bull CBBC Mar 2010 V	0.2500	20,500 per 12,000 units	21,000 per 12,000 units	2010/03/30	248,000,000	2009/10/14
67578	KBC Fin Products Int'l Ltd.	Jiangxi C R Bull CBBC Mar 10 A	0.3100	15.6800	16.8800	2010/03/01	100,000,000	2009/10/14
67564	CC Rabobank B.A.	HSI R Bull CBBC Apr 2010 J	0.2500	20,200 per 15,000 units	20,700 per 15,000 units	2010/04/29	200,000,000	2009/10/14
67563	CC Rabobank B.A.	HSI R Bull CBBC Apr 2010 K	0.2500	20,100 per 18,000 units	20,600 per 18,000 units	2010/04/29	200,000,000	2009/10/14
67562	CC Rabobank B.A.	HSI R Bull CBBC Apr 2010 L	0.2500	19,900 per 18,000 units	20,400 per 18,000 units	2010/04/29	200,000,000	2009/10/14
67568	CC Rabobank B.A.	HSI R Bear CBBC Apr 2010 G	0.2500	22,000 per 15,000 units	21,500 per 15,000 units	2010/04/29	200,000,000	2009/10/14
67569	CC Rabobank B.A.	HSI R Bear CBBC Apr 2010 W	0.2500	22,200 per 22,000 units	21,700 per 22,000 units	2010/04/29	200,000,000	2009/10/14
67542	SGA Societe Generale Acceptance N.V.	HSI R Bull CBBC May10I	0.2500	19,800 per 10,000 units	20,400 per 10,000 units	2010/05/28	300,000,000	2009/10/14
67543	SGA Societe Generale Acceptance N.V.	HSI R Bull CBBC May10J	0.2500	19,900 per 12,000 units	20,500 per 12,000 units	2010/05/28	300,000,000	2009/10/14
67544	SGA Societe Generale Acceptance N.V.	HSI R Bull CBBC May10K	0.2500	20,000 per 15,000 units	20,600 per 15,000 units	2010/05/28	300,000,000	2009/10/14
67565	SGA Societe Generale Acceptance N.V.	HSI R Bull CBBC May10M	0.2500	20,100 per 10,000 units	20,700 per 10,000 units	2010/05/28	300,000,000	2009/10/14
67566	SGA Societe Generale Acceptance N.V.	HSI R Bull CBBC May10N	0.2500	20,200 per 12,000 units	20,800 per 12,000 units	2010/05/28	300,000,000	2009/10/14
67567	SGA Societe Generale Acceptance N.V.	HSI R Bull CBBC May10O	0.2500	20,300 per 15,000 units	20,900 per 15,000 units	2010/05/28	300,000,000	2009/10/14
67546	SGA Societe Generale Acceptance N.V.	HSI R Bear CBBC May10L	0.2500	21,600 per 25,000 units	21,000 per 25,000 units	2010/05/28	300,000,000	2009/10/14
67545	UBS AG	CHALCO R Bull CBBC Feb 2010 R	0.2500	7.3800	8.3800	2010/02/22	100,000,000	2009/10/14
67585	UBS AG	China Mobile R Bull CBBC Feb 2010 U	0.2500	72.88 per 100 units	76.88 per 100 units	2010/02/22	200,000,000	2009/10/14
67555	UBS AG	China Mobile R Bear CBBC Feb 2010 T	0.2500	80.88 per 100 units	76.88 per 100 units	2010/02/22	200,000,000	2009/10/14
67548	UBS AG	CCHC R Bull CBBC Feb 2010 J	0.2500	8.3800	9.3800	2010/02/22	100,000,000	2009/10/14
67547	UBS AG	Cheung Kong R Bull CBBC Feb 2010 N	0.2500	85.88 per 100 units	93.88 per 100 units	2010/02/22	100,000,000	2009/10/14
67584	UBS AG	China Life R Bull CBBC Feb 2010 F	0.2500	33.8800	34.8800	2010/02/22	200,000,000	2009/10/14
67549	UBS AG	China Life R Bull CBBC Feb 2010 K	0.2500	32.8800	33.8800	2010/02/22	200,000,000	2009/10/14
67554	UBS AG	China Life R Bear CBBC Feb 2010 L	0.2500	35.8800	34.8800	2010/02/22	200,000,000	2009/10/14

## Newly listed callable bull/bear contracts (continued)

Code	Issuer	Name of issue	Issue prices (HK\$)	Strike price (HKD) / Strike level per 10 units	Call price (HKD) / Call level per 10 units	Expiry date	No. of issue (units)	Listing date
67550	UBS AG	CNOOC R Bull CBBC Feb 2010 H	0.2500	9.5800	10.3800	2010/02/22	100,000,000	2009/10/14
67586	UBS AG	HKEx R Bull CBBC Feb 2010 Z	0.2500	130.88 per 100 units	138.88 per 100 units	2010/02/22	200,000,000	2009/10/14
67556	UBS AG	HKEx R Bear CBBC Feb 2010 Y	0.2500	144.88 per 100 units	138.88 per 100 units	2010/02/22	200,000,000	2009/10/14
67582	UBS AG	HSI R Bull CBBC Jan 2010 X	0.2500	20,500 per 10,000 units	21,000 per 10,000 units	2010/01/28	300,000,000	2009/10/14
67583	UBS AG	HSI R Bull CBBC Feb 2010 N	0.2500	20,700 per 12,000 units	21,200 per 12,000 units	2010/02/25	300,000,000	2009/10/14
67557	UBS AG	HSI R Bear CBBC Jan 2010 B	0.2500	21,400 per 10,000 units	20,900 per 10,000 units	2010/01/28	300,000,000	2009/10/14
67558	UBS AG	HSI R Bear CBBC Jan 2010 W	0.2500	21,500 per 10,000 units	21,000 per 10,000 units	2010/01/28	300,000,000	2009/10/14
67587	UBS AG	HSI R Bear CBBC Feb 2010 X	0.2500	21,800 per 10,000 units	21,300 per 10,000 units	2010/02/25	300,000,000	2009/10/14
67551	UBS AG	Jiangxi Copper R Bull CBBC Feb 2010 J	0.2500	15.6800	16.8800	2010/02/22	100,000,000	2009/10/14
67552	UBS AG	Petrochina R Bull CBBC Feb 2010 H	0.2500	8.2800	8.8800	2010/02/22	100,000,000	2009/10/14
67553	UBS AG	SHK Ppt R Bull CBBC Feb 2010 U	0.2500	100.88 per 100 units	108.88 per 100 units	2010/02/22	100,000,000	2009/10/14
67629	ABN AMRO Bank N.V.	HSI R Bull CBBC Feb 2010 N	0.2500	20,900 per 13,000 units	21,400 per 13,000 units	2010/02/25	250,000,000	2009/10/15
67597	BOCI Asia Ltd.	HSI R Bull CBBC Feb 2010 A	0.2500	20,000 per 12,000 units	20,500 per 12,000 units	2010/02/25	200,000,000	2009/10/15
67601	BOCI Asia Ltd.	HSI R Bear CBBC Feb 2010 B	0.2500	22,500 per 12,000 units	22,000 per 12,000 units	2010/02/25	200,000,000	2009/10/15
67602	Credit Suisse	China Mobile R Bull CBBC Feb 2010 I	0.2500	70 per 100 units	75 per 100 units	2010/02/22	100,000,000	2009/10/15
67611	Credit Suisse	HSI R Bull CBBC Feb 2010 Z	0.2500	20,900 per 10,000 units	21,400 per 10,000 units	2010/02/25	200,000,000	2009/10/15
67603	Credit Suisse	HSI R Bear CBBC Feb 2010 Y	0.2500	22,100 per 10,000 units	21,600 per 10,000 units	2010/02/25	200,000,000	2009/10/15
67598	Deutsche Bank AG	China Life R Bull CBBC Apr 2010 A	0.4000	32.1800	33.1800	2010/04/12	150,000,000	2009/10/15
67599	Deutsche Bank AG	China Life R Bull CBBC Apr 2010 B	0.2900	33.1800	34.1800	2010/04/12	150,000,000	2009/10/15
67613	Deutsche Bank AG	CNOOC R Bear CBBC Apr 2010 B	0.2500	12.9800	12.1800	2010/04/19	150,000,000	2009/10/15
67600	Deutsche Bank AG	HSI R Bull CBBC Mar 2010 A	0.2500	20,500 per 10,000 units	21,000 per 10,000 units	2010/03/30	300,000,000	2009/10/15
67604	Deutsche Bank AG	HSI R Bear CBBC Feb 2010 N	0.2500	22,000 per 12,000 units	21,500 per 12,000 units	2010/02/25	300,000,000	2009/10/15
67614	Deutsche Bank AG	Petrochina R Bull CBBC Apr 2010 B	0.2800	6.8800	7.6800	2010/04/19	150,000,000	2009/10/15
67612	Goldman Sachs SP (Asia)	HSI R Bull CBBC May 2010 R	0.2500	20,900 per 35,000 units	21,400 per 35,000 units	2010/05/28	200,000,000	2009/10/15
67596	HK Bank	HSI R Bull CBBC Jul 2010 A	0.2500	20,000 per 15,000 units	20,800 per 15,000 units	2010/07/29	160,000,000	2009/10/15
67609	KBC Fin Products Int'l Ltd.	CCHC R Bull CBBC Feb 2010 B	0.2500	8.5800	9.5800	2010/02/18	98,000,000	2009/10/15
67610	KBC Fin Products Int'l Ltd.	HSI R Bull CBBC Mar 2010 W	0.2500	20,900 per 12,000 units	21,400 per 12,000 units	2010/03/30	248,000,000	2009/10/15
67615	UBS AG	BOCL R Bull CBBC Feb 2010 I	0.2500	3.6800	4.1800	2010/02/22	200,000,000	2009/10/15
67616	UBS AG	BankComm R Bull CBBC Feb 2010 E	0.2500	8.7800	9.3800	2010/02/22	200,000,000	2009/10/15
67618	UBS AG	China Tel R Bull CBBC Feb 2010 I	0.2650	3.2800	3.6800	2010/02/22	100,000,000	2009/10/15
67617	UBS AG	CC Bank R Bull CBBC Feb 2010 J	0.2500	5.9800	6.3800	2010/02/22	200,000,000	2009/10/15
67606	UBS AG	A50 China R Bear CBBC Feb 2010 R	0.2500	14.3800	13.8800	2010/02/22	200,000,000	2009/10/15
67619	UBS AG	R&F R Bull CBBC Feb 2010 C	0.3250	11.8800	13.3800	2010/02/22	200,000,000	2009/10/15
67605	UBS AG	HSBC R Bear CBBC Feb 2010 S	0.2500	93.88 per 100 units	88.88 per 100 units	2010/02/22	200,000,000	2009/10/15
67623	UBS AG	HSCEI R Bull CBBC Feb 2010 Q	0.2500	11,500 per 20,000 units	12,000 per 20,000 units	2010/02/25	200,000,000	2009/10/15
67625	UBS AG	HSI R Bull CBBC Mar 2010 O	0.2500	20,800 per 10,000 units	21,300 per 10,000 units	2010/03/30	300,000,000	2009/10/15
67626	UBS AG	HSI R Bull CBBC Mar 2010 V	0.2500	20,900 per 12,000 units	21,400 per 12,000 units	2010/03/30	300,000,000	2009/10/15
67624	UBS AG	HSI R Bull CBBC Mar 2010 Y	0.2500	20,400 per 10,000 units	20,900 per 10,000 units	2010/03/30	300,000,000	2009/10/15
67607	UBS AG	HSI R Bear CBBC Feb 2010 Y	0.2500	22,000 per 10,000 units	21,500 per 10,000 units	2010/02/25	300,000,000	2009/10/15
67608	UBS AG	HSI R Bear CBBC Mar 2010 R	0.2500	21,900 per 12,000 units	21,400 per 12,000 units	2010/03/30	300,000,000	2009/10/15
67627	UBS AG	HSI R Bear CBBC Oct 2010 A	0.2550	26,500 per 20,000 units	26,000 per 20,000 units	2010/10/28	300,000,000	2009/10/15
67628	UBS AG	HSI R Bear CBBC Oct 2010 B	0.2500	27,300 per 38,000 units	26,800 per 38,000 units	2010/10/28	400,000,000	2009/10/15
67620	UBS AG	ICBC R Bull CBBC Feb 2010 G	0.2500	5.4800	5.8800	2010/02/22	200,000,000	2009/10/15

## Newly listed callable bull/bear contracts (continued)

Code	Issuer	Name of issue	Issue prices (HK\$)	Strike price (HKD) / Strike level per 10 units	Call price (HKD) / Call level per 10 units	Expiry date	No. of issue (units)	Listing date
67622	UBS AG	SHK Ppt R Bull CBBC Feb 2010 V	0.2500	105.88 per 100 units	113.88 per 100 units	2010/02/22	100,000,000	2009/10/15
67621	UBS AG	Shimao R Bull CBBC Feb 2010 F	0.3050	11.6800	12.8800	2010/02/22	200,000,000	2009/10/15
66850*	SGA Societe Generale Acceptance N.V.	HSI R Bull CBBC Mar10D	0.1730	19,700 per 12,000 units	20,300 per 12,000 units	2010/03/30	300,000,000	2009/10/15
67653	BNP Paribas Arbit Issu B.V.	HSI R Bull CBBC Mar 2010 E	0.2500	20,900 per 12,000 units	21,400 per 12,000 units	2010/03/30	300,000,000	2009/10/16
67649	Credit Suisse	HSI R Bull CBBC Feb 2010 K	0.2500	20,700 per 10,000 units	21,200 per 10,000 units	2010/02/25	200,000,000	2009/10/16
67650	Credit Suisse	HSI R Bull CBBC Mar 2010 B	0.2500	20,200 per 38,000 units	20,800 per 38,000 units	2010/03/30	190,000,000	2009/10/16
67648	Deutsche Bank AG	HSI R Bull CBBC Feb 2010 I	0.2500	20,900 per 10,000 units	21,400 per 10,000 units	2010/02/25	300,000,000	2009/10/16
67651	Deutsche Bank AG	HSI R Bull CBBC Feb 2010 Q	0.2500	21,000 per 12,000 units	21,500 per 12,000 units	2010/02/25	300,000,000	2009/10/16
67655	Deutsche Bank AG	HSI R Bear CBBC Feb 2010 L	0.2500	23,100 per 10,000 units	22,600 per 10,000 units	2010/02/25	300,000,000	2009/10/16
67652	Deutsche Bank AG	HSI R Bear CBBC Mar 2010 F	0.4300	25,400 per 12,000 units	24,900 per 12,000 units	2010/03/30	300,000,000	2009/10/16
67654	KBC Fin Products Int'l Ltd.	HSI R Bull CBBC Feb 2010 X	0.2500	21,000 per 10,000 units	21,500 per 10,000 units	2010/02/25	208,000,000	2009/10/16
67638	SGA Societe Generale Acceptance N.V.	CLife R Bull CBBC Jan10E	0.4000	31.5000	33.0000	2010/01/20	100,000,000	2009/10/16
67646	SGA Societe Generale Acceptance N.V.	A50 R Bull CBBC Jan10N	0.2500	12.8000	13.5000	2010/01/20	150,000,000	2009/10/16
67641	SGA Societe Generale Acceptance N.V.	HKEx R Bull CBBC Mar10A	0.2500	125 per 100 units	133 per 100 units	2010/03/10	150,000,000	2009/10/16
67642	SGA Societe Generale Acceptance N.V.	HKEx R Bull CBBC Mar10B	0.2500	130 per 100 units	138 per 100 units	2010/03/10	150,000,000	2009/10/16
67644	SGA Societe Generale Acceptance N.V.	HSBC R Bull CBBC Jan10P	0.2500	81 per 100 units	85 per 100 units	2010/01/20	300,000,000	2009/10/16
67645	SGA Societe Generale Acceptance N.V.	HSBC R Bear CBBC Apr10A	0.2500	110 per 100 units	105 per 100 units	2010/04/28	300,000,000	2009/10/16
67639	SGA Societe Generale Acceptance NV	HSCEI R Bull CBBC Feb10B	0.2800	10,800 per 12,000 units	11,400 per 12,000 units	2010/02/25	200,000,000	2009/10/16
67640	SGA Societe Generale Acceptance NV	HSCEI R Bull CBBC Feb10C	0.2500	11,200 per 12,000 units	11,800 per 12,000 units	2010/02/25	200,000,000	2009/10/16
67643	SGA Societe Generale Acceptance NV	HSCEI R Bear CBBC Feb10D	0.2500	13,100 per 12,000 units	12,500 per 12,000 units	2010/02/25	200,000,000	2009/10/16
67630	SGA Societe Generale Acceptance N.V.	HSI R Bull CBBC May10P	0.2500	20,400 per 10,000 units	21,000 per 10,000 units	2010/05/28	300,000,000	2009/10/16
67631	SGA Societe Generale Acceptance N.V.	HSI R Bull CBBC May10Q	0.2500	20,500 per 12,000 units	21,100 per 12,000 units	2010/05/28	300,000,000	2009/10/16
67632	SGA Societe Generale Acceptance N.V.	HSI R Bull CBBC May10R	0.2500	20,600 per 15,000 units	21,200 per 15,000 units	2010/05/28	300,000,000	2009/10/16
67633	SGA Societe Generale Acceptance N.V.	HSI R Bull CBBC May10S	0.2500	20,700 per 10,000 units	21,300 per 10,000 units	2010/05/28	300,000,000	2009/10/16
67634	SGA Societe Generale Acceptance N.V.	HSI R Bear CBBC May10T	0.2500	24,700 per 25,000 units	24,100 per 25,000 units	2010/05/28	300,000,000	2009/10/16
67635	SGA Societe Generale Acceptance N.V.	HSI R Bear CBBC May10U	0.4800	24,800 per 10,000 units	24,200 per 10,000 units	2010/05/28	300,000,000	2009/10/16
67636	SGA Societe Generale Acceptance N.V.	HSI R Bear CBBC May10V	0.3300	24,900 per 15,000 units	24,300 per 15,000 units	2010/05/28	300,000,000	2009/10/16
67637	SGA Societe Generale Acceptance N.V.	HSI R Bear CBBC May10W	0.4200	25,000 per 12,000 units	24,400 per 12,000 units	2010/05/28	300,000,000	2009/10/16
67656	UBS AG	HSI R Bull CBBC Feb 2010 J	0.2500	20,600 per 10,000 units	21,100 per 10,000 units	2010/02/25	300,000,000	2009/10/16
67657	UBS AG	HSI R Bull CBBC Apr 2010 I	0.2500	20,800 per 38,000 units	21,300 per 38,000 units	2010/04/29	400,000,000	2009/10/16
67658	UBS AG	HSI R Bull CBBC May 2010 J	0.2500	20,500 per 20,000 units	21,000 per 20,000 units	2010/05/28	300,000,000	2009/10/16
67647	UBS AG	HSI R Bear CBBC May 2010 U	0.2500	22,000 per 20,000 units	21,500 per 20,000 units	2010/05/28	300,000,000	2009/10/16
67662	Deutsche Bank AG	HSI R Bull CBBC Apr 2010 Z	0.2500	20,400 per 40,000 units	21,000 per 40,000 units	2010/04/29	300,000,000	2009/10/19
67663	Deutsche Bank AG	HSI R Bear CBBC Feb 2010 B	0.2500	22,100 per 10,000 units	21,600 per 10,000 units	2010/02/25	300,000,000	2009/10/19
67668	Deutsche Bank AG	HSI R Bear CBBC Mar 2010 N	0.2500	21,900 per 10,000 units	21,400 per 10,000 units	2010/03/30	300,000,000	2009/10/19
67669	Goldman Sachs SP (Asia)	HSI R Bear CBBC Apr 2010 O	0.2500	21,900 per 10,000 units	21,400 per 10,000 units	2010/04/29	200,000,000	2009/10/19
67670	Goldman Sachs SP (Asia)	HSI R Bear CBBC May 2010 S	0.2500	22,100 per 24,000 units	21,600 per 24,000 units	2010/05/28	200,000,000	2009/10/19
67667	KBC Fin Products Int'l Ltd.	HSI R Bear CBBC Feb 2010 K	0.2500	22,100 per 10,000 units	21,600 per 10,000 units	2010/02/25	208,000,000	2009/10/19
67659	SGA Societe Generale Acceptance N.V.	CCHC R Bull CBBC Mar10A	0.2500	8.5000	9.5000	2010/03/10	100,000,000	2009/10/19
67660	SGA Societe Generale Acceptance N.V.	CNOOC R Bull CBBC Apr10A	0.2500	9.7000	10.4000	2010/04/28	200,000,000	2009/10/19
67661	SGA Societe Generale Acceptance NV	PingAn R Bull CBBC Mar10A	0.2500	54 per 100 units	59 per 100 units	2010/03/10	200,000,000	2009/10/19
67664	UBS AG	A50 China R Bull CBBC Feb 2010 S	0.2500	13.3800	13.8800	2010/02/22	200,000,000	2009/10/19
67665	UBS AG	HSI R Bear CBBC Mar 2010 U	0.2500	22,100 per 12,000 units	21,600 per 12,000 units	2010/03/30	300,000,000	2009/10/19

## Newly listed callable bull/bear contracts (continued)

Code	Issuer	Name of issue	Issue prices (HK\$)	Strike price (HKD) / Strike level per 10 units	Call price (HKD) / Call level per 10 units	Expiry date	No. of issue (units)	Listing date
67666	UBS AG	HSI R Bear CBBC Apr 2010 D	0.2500	21,800 per 38,000 units	21,300 per 38,000 units	2010/04/29	400,000,000	2009/10/19
67677	Credit Suisse	HSI R Bull CBBC Mar 2010 C	0.2500	21,100 per 10,000 units	21,600 per 10,000 units	2010/03/30	200,000,000	2009/10/20
67690	Deutsche Bank AG	CNOOC R Bull CBBC Apr 2010 C	0.2600	9.3800	10.1800	2010/04/19	100,000,000	2009/10/20
67676	Deutsche Bank AG	HSI R Bull CBBC Mar 2010 J	0.2500	21,100 per 10,000 units	21,600 per 10,000 units	2010/03/30	300,000,000	2009/10/20
67680	Deutsche Bank AG	HSI R Bear CBBC Mar 2010 P	0.3000	23,700 per 10,000 units	23,200 per 10,000 units	2010/03/30	300,000,000	2009/10/20
67691	Deutsche Bank AG	ICBC R Bear CBBC Apr 2010 B	0.2500	7.9800	7.1800	2010/04/19	100,000,000	2009/10/20
67678	KBC Fin Products Int'l Ltd.	HSI R Bull CBBC Mar 2010 X	0.2500	21,110 per 12,000 units	21,600 per 12,000 units	2010/03/30	248,000,000	2009/10/20
67674	CC Rabobank B.A.	HSI R Bull CBBC Apr 2010 C	0.2500	20,500 per 18,000 units	21,000 per 18,000 units	2010/04/29	200,000,000	2009/10/20
67675	CC Rabobank B.A.	HSI R Bull CBBC Apr 2010 E	0.2500	20,700 per 30,000 units	21,200 per 30,000 units	2010/04/29	200,000,000	2009/10/20
67673	CC Rabobank B.A.	HSI R Bull CBBC Apr 2010 Q	0.2500	20,400 per 15,000 units	20,900 per 15,000 units	2010/04/29	200,000,000	2009/10/20
67672	CC Rabobank B.A.	HSI R Bull CBBC Apr 2010 U	0.2500	20,300 per 18,000 units	20,800 per 18,000 units	2010/04/29	200,000,000	2009/10/20
67671	CC Rabobank B.A.	HSI R Bull CBBC Apr 2010 V	0.2500	20,000 per 15,000 units	20,500 per 15,000 units	2010/04/29	200,000,000	2009/10/20
67679	UBS AG	CCHC R Bull CBBC Feb 2010 K	0.2500	8.8800	9.8800	2010/02/22	100,000,000	2009/10/20
67681	UBS AG	CNOOC R Bear CBBC Feb 2010 I	0.3200	14.6800	13.8800	2010/02/22	100,000,000	2009/10/20
67682	UBS AG	HSI R Bull CBBC Jan 2010 F	0.2500	21,000 per 10,000 units	21,500 per 10,000 units	2010/01/28	300,000,000	2009/10/20
67683	UBS AG	HSI R Bull CBBC Mar 2010 H	0.2500	21,100 per 12,000 units	21,600 per 12,000 units	2010/03/30	300,000,000	2009/10/20
67689	UBS AG	HSI R Bear CBBC Mar 2010 I	0.2500	23,300 per 12,000 units	22,800 per 12,000 units	2010/03/30	300,000,000	2009/10/20
67685	UBS AG	HSI R Bear CBBC Apr 2010 T	0.2500	24,300 per 12,000 units	23,800 per 12,000 units	2010/04/29	300,000,000	2009/10/20
67684	UBS AG	HSI R Bear CBBC Apr 2010 X	0.2500	23,200 per 10,000 units	22,700 per 10,000 units	2010/04/29	300,000,000	2009/10/20
67686	UBS AG	HSI R Bear CBBC May 2010 W	0.2500	23,100 per 12,000 units	22,600 per 12,000 units	2010/05/28	300,000,000	2009/10/20
67687	UBS AG	HSI R Bear CBBC May 2010 Y	0.2500	23,300 per 38,000 units	22,800 per 38,000 units	2010/05/28	400,000,000	2009/10/20
67688	UBS AG	HSI R Bear CBBC May 2010 Z	0.2500	24,100 per 12,000 units	23,600 per 12,000 units	2010/05/28	300,000,000	2009/10/20
67731	ABN AMRO Bank N.V.	CNOOC R Bull CBBC Mar 2010 C	0.2500	9.8800	10.8800	2010/03/16	80,000,000	2009/10/21
67734	ABN AMRO Bank N.V.	CNOOC R Bear CBBC Mar 2010 D	0.2500	13.5800	12.5800	2010/03/16	80,000,000	2009/10/21
67732	ABN AMRO Bank N.V.	TCH R Bull CBBC Mar 2010 A	0.2760	111.88 per 100 units	118.88 per 100 units	2010/03/16	80,000,000	2009/10/21
67733	ABN AMRO Bank N.V.	TCH R Bull CBBC Mar 2010 B	0.2500	121.88 per 100 units	128.88 per 100 units	2010/03/16	80,000,000	2009/10/21
67735	ABN AMRO Bank N.V.	TCH R Bear CBBC Mar 2010 C	0.2500	155.88 per 100 units	148.88 per 100 units	2010/03/16	80,000,000	2009/10/21
67700	BNP Paribas Arbit Issu B.V.	HSI R Bull CBBC Apr 2010 I	0.2500	20,700 per 10,000 units	21,200 per 10,000 units	2010/04/29	300,000,000	2009/10/21
67701	BNP Paribas Arbit Issu B.V.	HSI R Bull CBBC May 2010 A	0.2500	20,500 per 15,000 units	21,000 per 15,000 units	2010/05/28	300,000,000	2009/10/21
67743	Credit Suisse	HSI R Bull CBBC Mar 2010 E	0.2500	21,300 per 10,000 units	21,800 per 10,000 units	2010/03/30	200,000,000	2009/10/21
67714	Credit Suisse	HSI R Bear CBBC Mar 2010 D	0.2500	22,300 per 10,000 units	21,800 per 10,000 units	2010/03/30	200,000,000	2009/10/21
67710	Deutsche Bank AG	HSI R Bull CBBC Mar 2010 W	0.2500	21,200 per 12,000 units	21,700 per 12,000 units	2010/03/30	300,000,000	2009/10/21
67741	Deutsche Bank AG	HSI R Bull CBBC Apr 2010 D	0.2500	21,300 per 10,000 units	21,800 per 10,000 units	2010/04/29	300,000,000	2009/10/21
67703	Deutsche Bank AG	HSI R Bear CBBC Feb 2010 Y	0.2500	22,200 per 12,000 units	21,700 per 12,000 units	2010/02/25	300,000,000	2009/10/21
67745	Deutsche Bank AG	HSI R Bear CBBC Apr 2010 E	0.2800	24,100 per 10,000 units	23,600 per 10,000 units	2010/04/29	300,000,000	2009/10/21
67746	Deutsche Bank AG	HSI R Bear CBBC Apr 2010 R	0.3800	25,800 per 12,000 units	25,300 per 12,000 units	2010/04/29	300,000,000	2009/10/21
67702	HK Bank	HSI R Bull CBBC Jul 2010 B	0.2500	20,500 per 15,000 units	21,300 per 15,000 units	2010/07/29	160,000,000	2009/10/21
67736	KBC Fin Products Int'l Ltd.	CHALCO R Bull CBBC Feb 2010 A	0.2500	7.6800	8.6800	2010/02/01	100,000,000	2009/10/21
67737	KBC Fin Products Int'l Ltd.	Ch Mobile R Bull CBBC Jan 10 E	0.2500	72 per 100 units	77 per 100 units	2010/01/21	208,000,000	2009/10/21
67738	KBC Fin Products Int'l Ltd.	CP&CC R Bull CBBC Mar 2010 A	0.2500	5.9800	6.8800	2010/03/01	208,000,000	2009/10/21
67742	KBC Fin Products Int'l Ltd.	A50 China R Bull CBBC Feb 10 B	0.2500	13.2800	13.9800	2010/02/01	188,000,000	2009/10/21
67739	KBC Fin Products Int'l Ltd.	HkEx R Bull CBBC Feb 2010 C	0.2500	129.88 per 100 units	136.88 per 100 units	2010/02/01	188,000,000	2009/10/21
67725	KBC Fin Products Int'l Ltd.	HSI R Bull CBBC Feb 2010 J	0.2500	21,300 per 10,000 units	21,800 per 10,000 units	2010/02/25	208,000,000	2009/10/21

## Newly listed callable bull/bear contracts (continued)

Code	Issuer	Name of issue	Issue prices (HK\$)	Strike price (HKD) / Strike level per 10 units	Call price (HKD) / Call level per 10 units	Expiry date	No. of issue (units)	Listing date
67740	KBC Fin Products Int'l Ltd.	Jiangxi C R Bull CBBC Mar 10 B	0.2500	16.6800	17.8800	2010/03/10	100,000,000	2009/10/21
67709	Macquarie Bank Ltd.	HSI R Bull CBBC Jan 2010 G	0.2500	20,000 per 12,000 units	20,500 per 12,000 units	2010/01/28	300,000,000	2009/10/21
67698	SGA Societe Generale Acceptance N.V.	CLife R Bull CBBC Mar10A	0.2800	32.5000	34.0000	2010/03/10	100,000,000	2009/10/21
67699	SGA Societe Generale Acceptance N.V.	HSBC R Bear CBBC Apr10B	0.2500	97 per 100 units	92 per 100 units	2010/04/28	300,000,000	2009/10/21
67694	SGA Societe Generale Acceptance N.V.	HSI R Bull CBBC Mar10I	0.2500	20,000 per 25,000 units	20,600 per 25,000 units	2010/03/30	500,000,000	2009/10/21
67711	SGA Societe Generale Acceptance N.V.	HSI R Bull CBBC May10C	0.2500	20,900 per 15,000 units	21,500 per 15,000 units	2010/05/28	300,000,000	2009/10/21
67713	SGA Societe Generale Acceptance N.V.	HSI R Bull CBBC May10F	0.2500	21,100 per 12,000 units	21,700 per 12,000 units	2010/05/28	300,000,000	2009/10/21
67712	SGA Societe Generale Acceptance N.V.	HSI R Bull CBBC May10G	0.2500	21,000 per 10,000 units	21,600 per 10,000 units	2010/05/28	300,000,000	2009/10/21
67692	SGA Societe Generale Acceptance N.V.	HSI R Bull CBBC May10X	0.2500	19,600 per 35,000 units	20,200 per 35,000 units	2010/05/28	500,000,000	2009/10/21
67693	SGA Societe Generale Acceptance N.V.	HSI R Bull CBBC May10Y	0.2500	20,800 per 12,000 units	21,400 per 12,000 units	2010/05/28	300,000,000	2009/10/21
67695	SGA Societe Generale Acceptance N.V.	HSI R Bear CBBC Apr10H	0.2500	22,100 per 12,000 units	21,500 per 12,000 units	2010/04/29	300,000,000	2009/10/21
67696	SGA Societe Generale Acceptance N.V.	HSI R Bear CBBC Apr10X	0.2500	22,200 per 10,000 units	21,600 per 10,000 units	2010/04/29	300,000,000	2009/10/21
67697	SGA Societe Generale Acceptance N.V.	HSI R Bear CBBC May10Z	0.2500	23,800 per 35,000 units	23,200 per 35,000 units	2010/05/28	500,000,000	2009/10/21
67715	UBS AG	Angang Steel R Bull CBBC Feb 2010 A	0.2600	12.8800	13.8800	2010/02/22	100,000,000	2009/10/21
67719	UBS AG	Angang Steel R Bear CBBC Feb 2010 B	0.2500	17.8800	16.8800	2010/02/22	100,000,000	2009/10/21
67728	UBS AG	China Mobile R Bull CBBC Feb 2010 W	0.2500	74.88 per 100 units	78.88 per 100 units	2010/02/22	200,000,000	2009/10/21
67720	UBS AG	China Mobile R Bear CBBC Feb 2010 V	0.2500	82.88 per 100 units	78.88 per 100 units	2010/02/22	200,000,000	2009/10/21
67727	UBS AG	China Life R Bull CBBC Feb 2010 I	0.2500	34.8800	35.8800	2010/02/22	200,000,000	2009/10/21
67707	UBS AG	China Life R Bear CBBC Feb 2010 O	0.2500	36.8800	35.8800	2010/02/22	200,000,000	2009/10/21
67716	UBS AG	CNOOC R Bull CBBC Feb 2010 J	0.2500	10.0800	10.8800	2010/02/22	200,000,000	2009/10/21
67721	UBS AG	CNOOC R Bear CBBC Feb 2010 K	0.3400	15.1800	14.3800	2010/02/22	200,000,000	2009/10/21
67729	UBS AG	HKEX R Bull CBBC Feb 2010 D	0.2500	132.88 per 100 units	138.88 per 100 units	2010/02/22	200,000,000	2009/10/21
67708	UBS AG	HKEX R Bear CBBC Feb 2010 G	0.2500	144.88 per 100 units	138.88 per 100 units	2010/02/22	200,000,000	2009/10/21
67726	UBS AG	HSI R Bull CBBC Feb 2010 X	0.2500	21,300 per 12,000 units	21,800 per 12,000 units	2010/02/25	300,000,000	2009/10/21
67724	UBS AG	HSI R Bear CBBC Jan 2010 B	0.2500	22,300 per 12,000 units	21,800 per 12,000 units	2010/01/28	300,000,000	2009/10/21
67704	UBS AG	HSI R Bear CBBC Jan 2010 W	0.2500	22,800 per 10,000 units	22,300 per 10,000 units	2010/01/28	300,000,000	2009/10/21
67705	UBS AG	HSI R Bear CBBC Feb 2010 B	0.2500	22,900 per 12,000 units	22,400 per 12,000 units	2010/02/25	300,000,000	2009/10/21
67706	UBS AG	HSI R Bear CBBC Mar 2010 Q	0.2500	22,200 per 10,000 units	21,700 per 10,000 units	2010/03/30	300,000,000	2009/10/21
67717	UBS AG	Petrochina R Bull CBBC Feb 2010 I	0.2500	8.7800	9.3800	2010/02/22	200,000,000	2009/10/21
67722	UBS AG	Petrochina R Bear CBBC Feb 2010 J	0.2600	12.4800	11.8800	2010/02/22	200,000,000	2009/10/21
67730	UBS AG	Ping An R Bull CBBC Feb 2010 I	0.2500	57.88 per 100 units	63.88 per 100 units	2010/02/22	100,000,000	2009/10/21
67718	UBS AG	TCH R Bull CBBC Feb 2010 A	0.2500	118.88 per 100 units	128.88 per 100 units	2010/02/22	100,000,000	2009/10/21
67723	UBS AG	TCH R Bear CBBC Feb 2010 B	0.2850	163.88 per 100 units	153.88 per 100 units	2010/02/22	100,000,000	2009/10/21
67567 <sup>+</sup>	SGA Societe Generale Acceptance N.V.	HSI R Bull CBBC May10O	0.1520	20,300 per 15,000 units	20,900 per 15,000 units	2010/05/28	300,000,000	2009/10/21
67744	ABN AMRO Bank N.V.	DJIA R Bull CBBC Mar 2010 E	0.2500	9,180 per 30,000 units	9,580 per 30,000 units	2010/03/19	40,000,000	2009/10/22
67747	ABN AMRO Bank N.V.	DJIA R Bear CBBC Mar 2010 F	0.5260	11,280 per 20,000 units	10,880 per 20,000 units	2010/03/19	40,000,000	2009/10/22
67748	ABN AMRO Bank N.V.	DJIA R Bear CBBC Mar 2010 G	0.4810	11,780 per 30,000 units	11,380 per 30,000 units	2010/03/19	40,000,000	2009/10/22
67788	ABN AMRO Bank N.V.	HSI R Bull CBBC Feb 2010 J	0.2500	21,200 per 13,000 units	21,700 per 13,000 units	2010/02/25	250,000,000	2009/10/22
67792	ABN AMRO Bank N.V.	HSI R Bear CBBC Feb 2010 H	0.2500	22,700 per 13,000 units	22,200 per 13,000 units	2010/02/25	250,000,000	2009/10/22
67775	BNP Paribas Arbit Issu B.V.	HSI R Bull CBBC Apr 2010 J	0.2500	21,100 per 10,000 units	21,600 per 10,000 units	2010/04/29	300,000,000	2009/10/22
67776	BNP Paribas Arbit Issu B.V.	HSI R Bull CBBC May 2010 B	0.2500	21,300 per 12,000 units	21,800 per 12,000 units	2010/05/28	300,000,000	2009/10/22
67779	BNP Paribas Arbit Issu B.V.	HSI R Bear CBBC Mar 2010 H	0.2500	25,500 per 15,000 units	25,000 per 15,000 units	2010/03/30	300,000,000	2009/10/22
67778	BNP Paribas Arbit Issu B.V.	HSI R Bear CBBC Mar 2010 I	0.2500	23,800 per 10,000 units	23,300 per 10,000 units	2010/03/30	300,000,000	2009/10/22



## Newly listed callable bull/bear contracts (continued)

Code	Issuer	Name of issue	Issue prices (HK\$)	Strike price (HKD) / Strike level per 10 units	Call price (HKD) / Call level per 10 units	Expiry date	No. of issue (units)	Listing date
67780	BNP Paribas Arbit Issu B.V.	HSI R Bear CBBC Apr 2010 K	0.2500	25,200 per 13,000 units	24,600 per 13,000 units	2010/04/29	300,000,000	2009/10/22
67767	Credit Suisse	China Life R Bull CBBC Mar 2010 B	0.2500	34.0000	35.0000	2010/03/29	100,000,000	2009/10/22
67763	Credit Suisse	HSI R Bull CBBC Mar 2010 G	0.2500	20,400 per 15,000 units	20,900 per 15,000 units	2010/03/30	210,000,000	2009/10/22
67764	Credit Suisse	HSI R Bull CBBC Mar 2010 H	0.2500	20,800 per 15,000 units	21,300 per 15,000 units	2010/03/30	210,000,000	2009/10/22
67765	Credit Suisse	HSI R Bull CBBC Mar 2010 I	0.2500	21,200 per 15,000 units	21,700 per 15,000 units	2010/03/30	210,000,000	2009/10/22
67766	Credit Suisse	HSI R Bull CBBC Mar 2010 J	0.2500	21,500 per 10,000 units	22,000 per 10,000 units	2010/03/30	200,000,000	2009/10/22
67761	Credit Suisse	HSI R Bear CBBC Mar 2010 F	0.2500	22,500 per 10,000 units	22,000 per 10,000 units	2010/03/30	200,000,000	2009/10/22
67770	Credit Suisse	HSI R Bear CBBC Mar 2010 K	0.2500	23,200 per 15,000 units	22,700 per 15,000 units	2010/03/30	210,000,000	2009/10/22
67771	Credit Suisse	HSI R Bear CBBC Mar 2010 L	0.2500	23,600 per 15,000 units	23,100 per 15,000 units	2010/03/30	210,000,000	2009/10/22
67768	Credit Suisse	HSI R Bear CBBC Apr 2010 A	0.3750	25,700 per 10,000 units	25,200 per 10,000 units	2010/04/29	200,000,000	2009/10/22
67769	Credit Suisse	HSI R Bear CBBC Apr 2010 B	0.4550	26,500 per 10,000 units	26,000 per 10,000 units	2010/04/29	200,000,000	2009/10/22
67762	Deutsche Bank AG	HSI R Bull CBBC Apr 2010 G	0.2500	21,500 per 12,000 units	22,000 per 12,000 units	2010/04/29	300,000,000	2009/10/22
67750	Deutsche Bank AG	HSI R Bear CBBC Feb 2010 C	0.2500	22,600 per 12,000 units	22,100 per 12,000 units	2010/02/25	300,000,000	2009/10/22
67790	Deutsche Bank AG	HSI R Bear CBBC Feb 2010 H	0.3500	25,200 per 12,000 units	24,700 per 12,000 units	2010/02/25	300,000,000	2009/10/22
67749	Deutsche Bank AG	HSI R Bear CBBC Feb 2010 R	0.2500	22,400 per 12,000 units	21,900 per 12,000 units	2010/02/25	300,000,000	2009/10/22
67789	Deutsche Bank AG	HSI R Bear CBBC Feb 2010 Z	0.3200	24,800 per 12,000 units	24,300 per 12,000 units	2010/02/25	300,000,000	2009/10/22
67791	Deutsche Bank AG	HSI R Bear CBBC May 2010 G	0.4900	26,200 per 12,000 units	25,700 per 12,000 units	2010/05/28	300,000,000	2009/10/22
67793	Goldman Sachs SP (Asia)	HSI R Bull CBBC Apr 2010 C	0.2500	21,100 per 15,000 units	21,600 per 15,000 units	2010/04/29	200,000,000	2009/10/22
67794	Goldman Sachs SP (Asia)	HSI R Bull CBBC Apr 2010 S	0.2500	21,300 per 15,000 units	21,800 per 15,000 units	2010/04/29	200,000,000	2009/10/22
67796	Goldman Sachs SP (Asia)	HSI R Bear CBBC Apr 2010 Q	0.2500	22,700 per 15,000 units	22,200 per 15,000 units	2010/04/29	200,000,000	2009/10/22
67795	Goldman Sachs SP (Asia)	HSI R Bear CBBC Apr 2010 R	0.2500	22,500 per 15,000 units	22,000 per 15,000 units	2010/04/29	200,000,000	2009/10/22
67781	KBC Fin Products Int'l Ltd.	Angang Steel R Bull CBBC Mar10A	0.3600	13.2800	14.8800	2010/03/01	30,000,000	2009/10/22
67782	KBC Fin Products Int'l Ltd.	Angang Steel R Bull CBBC Apr10A	0.5600	10.7800	12.3800	2010/04/01	30,000,000	2009/10/22
67783	KBC Fin Products Int'l Ltd.	COVS R Bull CBBC Feb 2010 A	0.3400	14.8000	16.0000	2010/02/01	30,000,000	2009/10/22
67784	KBC Fin Products Int'l Ltd.	COVS R Bull CBBC Mar 2010 A	0.4100	13.7800	14.9800	2010/03/01	30,000,000	2009/10/22
67785	KBC Fin Products Int'l Ltd.	COVS R Bull CBBC Apr 2010 A	0.5500	12.4800	13.6800	2010/04/01	30,000,000	2009/10/22
67786	KBC Fin Products Int'l Ltd.	R&F R Bull CBBC Feb 2010 A	0.3400	11.9800	13.4800	2010/02/01	30,000,000	2009/10/22
67787	KBC Fin Products Int'l Ltd.	R&F R Bull CBBC Mar 2010 A	0.4600	10.3800	11.8800	2010/03/15	30,000,000	2009/10/22
67751	KBC Fin Products Int'l Ltd.	HSI R Bear CBBC Feb 2010 C	0.2500	22,500 per 10,000 units	22,000 per 10,000 units	2010/02/25	208,000,000	2009/10/22
67752	KBC Fin Products Int'l Ltd.	HSI R Bear CBBC Mar 2010 Y	0.2500	22,700 per 12,000 units	22,200 per 12,000 units	2010/03/30	248,000,000	2009/10/22
67754	UBS AG	China Life R Bear CBBC Mar 2010 B	1.1000	46.8800	45.8800	2010/03/15	100,000,000	2009/10/22
67755	UBS AG	CNOOC R Bear CBBC Feb 2010 L	0.3800	15.6800	14.8800	2010/02/22	100,000,000	2009/10/22
67753	UBS AG	Sinopec Corp R Bull CBBC Feb 2010 J	0.2500	6.3800	6.8800	2010/02/22	100,000,000	2009/10/22
67758	UBS AG	A50 China R Bear CBBC Feb 2010 T	0.2500	14.8800	14.3800	2010/02/22	200,000,000	2009/10/22
67774	UBS AG	HSBC R Bull CBBC Feb 2010 U	0.2500	83.88 per 100 units	88.88 per 100 units	2010/02/22	200,000,000	2009/10/22
67756	UBS AG	HSBC R Bear CBBC Feb 2010 T	0.2500	93.88 per 100 units	88.88 per 100 units	2010/02/22	200,000,000	2009/10/22
67777	UBS AG	HSCEI R Bull CBBC Jan 2010 D	0.2500	12,000 per 20,000 units	12,500 per 20,000 units	2010/01/28	100,000,000	2009/10/22
67773	UBS AG	HSCEI R Bear CBBC Jan 2010 C	0.2500	13,500 per 20,000 units	13,000 per 20,000 units	2010/01/28	100,000,000	2009/10/22
67772	UBS AG	HSI R Bull CBBC Feb 2010 Y	0.2500	21,500 per 10,000 units	22,000 per 10,000 units	2010/02/25	300,000,000	2009/10/22
67759	UBS AG	HSI R Bear CBBC Jan 2010 H	0.2500	22,500 per 10,000 units	22,000 per 10,000 units	2010/01/28	300,000,000	2009/10/22
67760	UBS AG	HSI R Bear CBBC Mar 2010 A	0.2500	22,400 per 10,000 units	21,900 per 10,000 units	2010/03/30	300,000,000	2009/10/22
67757	UBS AG	Petrochina R Bear CBBC Feb 2010 K	0.3050	12.9800	12.3800	2010/02/22	100,000,000	2009/10/22
66046 <sup>+</sup>	CC Rabobank B.A.	HSI R Bear CBBC Feb 2010 U	0.0810	23,700 per 22,000 units	23,200 per 22,000 units	2010/02/25	150,000,000	2009/10/22

## Newly listed callable bull/bear contracts (continued)

Code	Issuer	Name of issue	Issue prices (HK\$)	Strike price (HKD) / Strike level per 10 units	Call price (HKD) / Call level per 10 units	Expiry date	No. of issue (units)	Listing date
67804	Credit Suisse	HSI R Bull CBBC Mar 2010 N	0.2500	20,600 per 15,000 units	21,100 per 15,000 units	2010/03/30	210,000,000	2009/10/23
67805	Credit Suisse	HSI R Bull CBBC Mar 2010 O	0.2500	21,000 per 15,000 units	21,500 per 15,000 units	2010/03/30	210,000,000	2009/10/23
67806	Credit Suisse	HSI R Bull CBBC Mar 2010 P	0.2500	21,400 per 15,000 units	21,900 per 15,000 units	2010/03/30	210,000,000	2009/10/23
67800	Credit Suisse	HSI R Bear CBBC Mar 2010 M	0.2500	23,400 per 15,000 units	22,900 per 15,000 units	2010/03/30	210,000,000	2009/10/23
67807	Credit Suisse	HSI R Bear CBBC Apr 2010 C	0.4450	26,300 per 10,000 units	25,800 per 10,000 units	2010/04/29	200,000,000	2009/10/23
67808	Deutsche Bank AG	HSI R Bear CBBC Mar 2010 I	0.2500	24,400 per 15,000 units	23,800 per 15,000 units	2010/03/30	300,000,000	2009/10/23
67809	Deutsche Bank AG	HSI R Bear CBBC Apr 2010 A	0.3600	24,500 per 10,000 units	24,000 per 10,000 units	2010/04/29	300,000,000	2009/10/23
67810	Deutsche Bank AG	HSI R Bear CBBC May 2010 H	0.2500	24,900 per 20,000 units	24,200 per 20,000 units	2010/05/28	300,000,000	2009/10/23
67827	KBC Fin Products Int'l Ltd.	HSI R Bull CBBC Feb 2010 B	0.2500	21,500 per 12,000 units	22,000 per 12,000 units	2010/02/25	248,000,000	2009/10/23
67811	CC Rabobank B.A.	HSI R Bull CBBC Apr 2010 F	0.2500	21,000 per 15,000 units	21,500 per 15,000 units	2010/04/29	200,000,000	2009/10/23
67812	CC Rabobank B.A.	HSI R Bull CBBC Apr 2010 G	0.2500	21,300 per 18,000 units	21,800 per 18,000 units	2010/04/29	200,000,000	2009/10/23
67816	CC Rabobank B.A.	HSI R Bear CBBC Apr 2010 W	0.2500	23,800 per 15,000 units	23,300 per 15,000 units	2010/04/29	200,000,000	2009/10/23
67817	CC Rabobank B.A.	HSI R Bear CBBC Apr 2010 X	0.2500	24,300 per 18,000 units	23,800 per 18,000 units	2010/04/29	200,000,000	2009/10/23
67813	CC Rabobank B.A.	HSI R Bear CBBC May 2010 A	0.2500	24,800 per 15,000 units	24,300 per 15,000 units	2010/05/28	200,000,000	2009/10/23
67797	SGA Societe Generale Acceptance N.V.	HSI R Bull CBBC Mar10H	0.2500	20,400 per 35,000 units	21,000 per 35,000 units	2010/03/30	500,000,000	2009/10/23
67798	SGA Societe Generale Acceptance N.V.	HSI R Bull CBBC Apr10G	0.2500	21,200 per 15,000 units	21,800 per 15,000 units	2010/04/29	300,000,000	2009/10/23
67799	SGA Societe Generale Acceptance N.V.	HSI R Bull CBBC Apr10W	0.2500	21,300 per 10,000 units	21,900 per 10,000 units	2010/04/29	300,000,000	2009/10/23
67801	SGA Societe Generale Acceptance N.V.	HSI R Bear CBBC Mar10G	0.2500	22,600 per 15,000 units	22,000 per 15,000 units	2010/03/30	300,000,000	2009/10/23
67803	SGA Societe Generale Acceptance N.V.	HSI R Bear CBBC Mar10N	0.2500	22,800 per 10,000 units	22,200 per 10,000 units	2010/03/30	300,000,000	2009/10/23
67802	SGA Societe Generale Acceptance N.V.	HSI R Bear CBBC Mar10V	0.2500	22,700 per 12,000 units	22,100 per 12,000 units	2010/03/30	300,000,000	2009/10/23
67815	UBS AG	HSI R Bull CBBC Mar 2010 W	0.2500	21,400 per 10,000 units	21,900 per 10,000 units	2010/03/30	300,000,000	2009/10/23
67814	UBS AG	HSI R Bull CBBC Mar 2010 X	0.2500	20,800 per 15,000 units	21,300 per 15,000 units	2010/03/30	200,000,000	2009/10/23
67818	UBS AG	HSI R Bull CBBC Apr 2010 Q	0.2500	21,200 per 15,000 units	21,700 per 15,000 units	2010/04/29	200,000,000	2009/10/23
67819	UBS AG	HSI R Bull CBBC May 2010 Q	0.2500	21,500 per 20,000 units	22,000 per 20,000 units	2010/05/28	300,000,000	2009/10/23
67821	UBS AG	HSI R Bear CBBC Mar 2010 M	0.3200	25,200 per 10,000 units	24,700 per 10,000 units	2010/03/30	300,000,000	2009/10/23
67820	UBS AG	HSI R Bear CBBC Mar 2010 R	0.2800	24,800 per 10,000 units	24,300 per 10,000 units	2010/03/30	300,000,000	2009/10/23
67824	UBS AG	HSI R Bear CBBC Apr 2010 A	0.2500	24,900 per 12,000 units	24,400 per 12,000 units	2010/04/29	300,000,000	2009/10/23
67822	UBS AG	HSI R Bear CBBC Apr 2010 B	0.2500	22,600 per 10,000 units	22,100 per 10,000 units	2010/04/29	300,000,000	2009/10/23
67823	UBS AG	HSI R Bear CBBC Apr 2010 C	0.2500	23,200 per 15,000 units	22,700 per 15,000 units	2010/04/29	200,000,000	2009/10/23
67826	UBS AG	HSI R Bear CBBC Apr 2010 R	0.3400	25,400 per 10,000 units	24,900 per 10,000 units	2010/04/29	300,000,000	2009/10/23
67825	UBS AG	HSI R Bear CBBC Apr 2010 W	0.2750	25,300 per 12,000 units	24,800 per 12,000 units	2010/04/29	300,000,000	2009/10/23
67828	UBS AG	HSI R Bear CBBC May 2010 U	0.2500	22,500 per 20,000 units	22,000 per 20,000 units	2010/05/28	300,000,000	2009/10/23
67851	ABN AMRO Bank N.V.	A50 China R Bull CBBC Feb 2010 B	0.2500	12.9300	13.5800	2010/02/25	80,000,000	2009/10/27
67852	ABN AMRO Bank N.V.	A50 China R Bull CBBC Feb 2010 C	0.2500	13.8300	14.4800	2010/02/25	80,000,000	2009/10/27
67850	Credit Suisse	A50 China R Bull CBBC Mar 2010 A	0.2500	13.9000	14.5000	2010/03/29	100,000,000	2009/10/27
67849	Credit Suisse	HSI R Bull CBBC Mar 2010 R	0.2500	21,700 per 10,000 units	22,200 per 10,000 units	2010/03/30	200,000,000	2009/10/27
67838	Credit Suisse	HSI R Bear CBBC Mar 2010 Q	0.2500	22,600 per 15,000 units	22,100 per 15,000 units	2010/03/30	210,000,000	2009/10/27
67864	Deutsche Bank AG	CC Bank R Bull CBBC Apr 2010 A	0.2500	5.6800	6.1800	2010/04/19	150,000,000	2009/10/27
67865	Deutsche Bank AG	China Life R Bull CBBC Mar 2010 G	0.3100	34.1800	35.1800	2010/03/15	150,000,000	2009/10/27
67868	Deutsche Bank AG	CNOOC R Bull CBBC Apr 2010 D	0.2600	10.3800	11.1800	2010/04/19	150,000,000	2009/10/27
67871	Deutsche Bank AG	CNOOC R Bear CBBC Apr 2010 E	0.2600	14.4800	13.6800	2010/04/19	150,000,000	2009/10/27
67863	Deutsche Bank AG	A50 China R Bull CBBC Mar 2010 D	0.2500	12.9800	13.6800	2010/03/15	150,000,000	2009/10/27
67859	Deutsche Bank AG	HSI R Bull CBBC Apr 2010 I	0.2500	21,700 per 12,000 units	22,200 per 12,000 units	2010/04/29	300,000,000	2009/10/27

## Newly listed callable bull/bear contracts (continued)

Code	Issuer	Name of issue	Issue prices (HK\$)	Strike price (HKD) / Strike level per 10 units	Call price (HKD) / Call level per 10 units	Expiry date	No. of issue (units)	Listing date
67858	Deutsche Bank AG	HSI R Bear CBBC Feb 2010 J	0.2500	24,000 per 15,000 units	23,400 per 15,000 units	2010/02/25	300,000,000	2009/10/27
67833	Deutsche Bank AG	HSI R Bear CBBC Feb 2010 T	0.2500	22,700 per 10,000 units	22,200 per 10,000 units	2010/02/25	300,000,000	2009/10/27
67860	Deutsche Bank AG	HSI R Bear CBBC May 2010 I	0.3500	25,200 per 15,000 units	24,600 per 15,000 units	2010/05/28	300,000,000	2009/10/27
67861	Deutsche Bank AG	HSI R Bear CBBC Jun 2010 A	0.5500	26,600 per 12,000 units	26,100 per 12,000 units	2010/06/29	300,000,000	2009/10/27
67869	Deutsche Bank AG	ICBC R Bull CBBC Mar 2010 B	0.2500	4.8800	5.6800	2010/03/15	150,000,000	2009/10/27
67870	Deutsche Bank AG	Petrochina R Bull CBBC Mar 2010 B	0.2700	8.0800	8.6800	2010/03/15	150,000,000	2009/10/27
67872	Deutsche Bank AG	Petrochina R Bear CBBC Mar 2010 C	0.2500	12.2800	11.6800	2010/03/15	150,000,000	2009/10/27
67862	Goldman Sachs SP (Asia)	HSI R Bull CBBC May 2010 T	0.2500	21,500 per 10,000 units	22,000 per 10,000 units	2010/05/28	200,000,000	2009/10/27
67866	Goldman Sachs SP (Asia)	HSI R Bear CBBC May 2010 U	0.2500	24,900 per 15,000 units	24,400 per 15,000 units	2010/05/28	200,000,000	2009/10/27
67867	Goldman Sachs SP (Asia)	HSI R Bear CBBC May 2010 V	0.2500	25,100 per 24,000 units	24,600 per 24,000 units	2010/05/28	200,000,000	2009/10/27
67853	KBC Fin Products Int'l Ltd.	COVS R Bull CBBC Feb 2010 B	0.3400	15.9800	17.1800	2010/02/12	30,000,000	2009/10/27
67857	KBC Fin Products Int'l Ltd.	HSI R Bull CBBC Mar 2010 Z	0.2500	21,700 per 12,000 units	22,200 per 12,000 units	2010/03/30	248,000,000	2009/10/27
67854	KBC Fin Products Int'l Ltd.	SHK Ppt R Bull CBBC Mar 2010 B	0.2500	106.88 per 100 units	114.88 per 100 units	2010/03/01	188,000,000	2009/10/27
67855	KBC Fin Products Int'l Ltd.	TCH R Bull CBBC Feb 2010 A	0.2600	119.88 per 100 units	129.88 per 100 units	2010/02/01	78,000,000	2009/10/27
67856	KBC Fin Products Int'l Ltd.	TCH R Bull CBBC Mar 2010 A	0.3900	106.88 per 100 units	116.88 per 100 units	2010/03/01	78,000,000	2009/10/27
67829	SGA Societe Generale Acceptance NV	Angang R Bull CBBC Mar10A	0.4300	11.7000	13.0000	2010/03/10	50,000,000	2009/10/27
67832	SGA Societe Generale Acceptance NV	Angang R Bull CBBC Mar10B	0.3400	12.6000	14.0000	2010/03/10	50,000,000	2009/10/27
67834	SGA Societe Generale Acceptance NV	Angang R Bear CBBC Mar10C	0.5200	21.0000	19.0000	2010/03/10	50,000,000	2009/10/27
67837	SGA Societe Generale Acceptance NV	Angang R Bear CBBC Mar10D	0.3500	19.3000	17.5000	2010/03/10	50,000,000	2009/10/27
67830	SGA Societe Generale Acceptance NV	Esprit R Bull CBBC Apr10A	0.2500	40 per 100 units	45 per 100 units	2010/04/28	100,000,000	2009/10/27
67831	SGA Societe Generale Acceptance NV	Esprit R Bull CBBC Apr10B	0.2500	45 per 100 units	50 per 100 units	2010/04/28	100,000,000	2009/10/27
67835	SGA Societe Generale Acceptance NV	Esprit R Bear CBBC Apr10C	0.2500	68 per 100 units	62 per 100 units	2010/04/28	100,000,000	2009/10/27
67836	SGA Societe Generale Acceptance NV	Esprit R Bear CBBC Apr10D	0.2500	73 per 100 units	67 per 100 units	2010/04/28	100,000,000	2009/10/27
67839	UBS AG	CM Bank R Bull CBBC Feb 2010 E	0.3800	14.8800	16.8800	2010/02/22	100,000,000	2009/10/27
67840	UBS AG	CNOOC R Bull CBBC Feb 2010 M	0.2500	10.5800	11.3800	2010/02/22	100,000,000	2009/10/27
67844	UBS AG	CNOOC R Bear CBBC Mar 2010 A	0.3950	16.1800	15.3800	2010/03/01	100,000,000	2009/10/27
67843	UBS AG	A50 China R Bull CBBC Feb 2010 U	0.2500	13.8800	14.3800	2010/02/22	200,000,000	2009/10/27
67848	UBS AG	HSI R Bull CBBC Mar 2010 U	0.2500	21,700 per 12,000 units	22,200 per 12,000 units	2010/03/30	300,000,000	2009/10/27
67846	UBS AG	HSI R Bull CBBC Jun 2010 H	0.2500	21,300 per 38,000 units	21,800 per 38,000 units	2010/06/29	400,000,000	2009/10/27
67845	UBS AG	HSI R Bull CBBC Jun 2010 I	0.2500	21,000 per 20,000 units	21,500 per 20,000 units	2010/06/29	300,000,000	2009/10/27
67847	UBS AG	HSI R Bear CBBC Feb 2010 R	0.2500	22,700 per 12,000 units	22,200 per 12,000 units	2010/02/25	300,000,000	2009/10/27
67841	UBS AG	Jiangxi Copper R Bull CBBC Feb 2010 K	0.2500	16.6800	17.8800	2010/02/22	100,000,000	2009/10/27
67842	UBS AG	Petrochina R Bull CBBC Feb 2010 L	0.2500	9.2800	9.8800	2010/02/22	100,000,000	2009/10/27
67918	ABN AMRO Bank N.V.	HSCEI R Bull CBBC Feb 2010 F	0.2500	11,600 per 12,000 units	12,100 per 12,000 units	2010/02/25	250,000,000	2009/10/28
67919	ABN AMRO Bank N.V.	HSCEI R Bull CBBC Feb 2010 G	0.2500	12,100 per 12,000 units	12,600 per 12,000 units	2010/02/25	250,000,000	2009/10/28
67923	ABN AMRO Bank N.V.	HSCEI R Bear CBBC Feb 2010 H	0.2500	14,600 per 12,000 units	14,100 per 12,000 units	2010/02/25	250,000,000	2009/10/28
67920	ABN AMRO Bank N.V.	HSI R Bull CBBC Feb 2010 I	0.2500	21,500 per 13,000 units	22,000 per 13,000 units	2010/02/25	250,000,000	2009/10/28
67899	BNP Paribas Arbit Issu B.V.	HSI R Bull CBBC Apr 2010 L	0.2500	21,500 per 12,000 units	22,000 per 12,000 units	2010/04/29	300,000,000	2009/10/28
67889	Credit Suisse	China Life R Bear CBBC May 2010 A	0.2500	47.80 per 100 units	46.80 per 100 units	2010/05/24	100,000,000	2009/10/28
67886	Credit Suisse	A50 China R Bull CBBC Mar 2010 B	0.2500	13.4000	14.0000	2010/03/29	100,000,000	2009/10/28
67887	Credit Suisse	A50 China R Bear CBBC Apr 2010 A	0.4350	18.9000	18.3000	2010/04/26	100,000,000	2009/10/28
67885	Credit Suisse	HSI R Bull CBBC Mar 2010 T	0.2500	21,200 per 38,000 units	21,800 per 38,000 units	2010/03/30	190,000,000	2009/10/28
67901	Credit Suisse	HSI R Bull CBBC Mar 2010 U	0.2500	21,800 per 15,000 units	22,300 per 15,000 units	2010/03/30	210,000,000	2009/10/28

## Newly listed callable bull/bear contracts (continued)

Code	Issuer	Name of issue	Issue prices (HK\$)	Strike price (HKD) / Strike level per 10 units	Call price (HKD) / Call level per 10 units	Expiry date	No. of issue (units)	Listing date
67880	Credit Suisse	HSI R Bear CBBC Mar 2010 S	0.2500	22,800 per 15,000 units	22,300 per 15,000 units	2010/03/30	210,000,000	2009/10/28
67881	Credit Suisse	HSI R Bear CBBC Apr 2010 D	0.2500	24,200 per 15,000 units	23,700 per 15,000 units	2010/04/29	210,000,000	2009/10/28
67888	Credit Suisse	HSI R Bear CBBC Apr 2010 E	0.2500	24,400 per 15,000 units	23,900 per 15,000 units	2010/04/29	210,000,000	2009/10/28
67879	Deutsche Bank AG	HSI R Bull CBBC Mar 2010 C	0.2500	21,600 per 10,000 units	22,100 per 10,000 units	2010/03/30	300,000,000	2009/10/28
67900	Deutsche Bank AG	HSI R Bull CBBC Mar 2010 V	0.2500	21,800 per 10,000 units	22,300 per 10,000 units	2010/03/30	300,000,000	2009/10/28
67917	Deutsche Bank AG	HSI R Bear CBBC Feb 2010 G	0.2500	22,900 per 12,000 units	22,400 per 12,000 units	2010/02/25	300,000,000	2009/10/28
67921	Goldman Sachs SP (Asia)	HSI R Bull CBBC Apr 2010 N	0.2500	21,700 per 24,000 units	22,200 per 24,000 units	2010/04/29	200,000,000	2009/10/28
67922	Goldman Sachs SP (Asia)	HSI R Bear CBBC May 2010 W	0.2500	22,900 per 10,000 units	22,400 per 10,000 units	2010/05/28	200,000,000	2009/10/28
67924	Goldman Sachs SP (Asia)	HSI R Bear CBBC May 2010 X	0.2500	25,300 per 15,000 units	24,800 per 15,000 units	2010/05/28	200,000,000	2009/10/28
67925	KBC Fin Products Int'l Ltd.	A50 China R Bull CBBC Feb10C	0.2500	13.9800	14.6800	2010/02/18	188,000,000	2009/10/28
67929	KBC Fin Products Int'l Ltd.	A50 China R Bear CBBC Feb10D	0.2900	17.5800	16.8800	2010/02/18	188,000,000	2009/10/28
67928	KBC Fin Products Int'l Ltd.	A50 China R Bear CBBC Mar10A	0.3500	18.0800	17.3800	2010/03/01	188,000,000	2009/10/28
67926	KBC Fin Products Int'l Ltd.	R&F R Bull CBBC Mar10B	0.3400	13.6800	15.1800	2010/03/01	30,000,000	2009/10/28
67893	KBC Fin Products Int'l Ltd.	HSI R Bear CBBC Feb10A	0.2500	22,900 per 12,000 units	22,300 per 12,000 units	2010/02/25	248,000,000	2009/10/28
67927	KBC Fin Products Int'l Ltd.	SHK Ppt R Bull CBBC Feb10F	0.2500	111.88 per 100 units	119.88 per 100 units	2010/02/08	188,000,000	2009/10/28
67873	Merrill Lynch Int'l & Co. C.V.	HSI R Bull CBBC May 2010 A	0.3350	18,900 per 10,000 units	19,500 per 10,000 units	2010/05/28	150,000,000	2009/10/28
67874	Merrill Lynch Int'l & Co. C.V.	HSI R Bull CBBC May 2010 B	0.3000	19,300 per 10,000 units	19,900 per 10,000 units	2010/05/28	150,000,000	2009/10/28
67875	Merrill Lynch Int'l & Co. C.V.	HSI R Bull CBBC May 2010 C	0.2550	19,700 per 10,000 units	20,300 per 10,000 units	2010/05/28	200,000,000	2009/10/28
67876	Merrill Lynch Int'l & Co. C.V.	HSI R Bull CBBC May 2010 D	0.2500	19,900 per 10,000 units	20,500 per 10,000 units	2010/05/28	200,000,000	2009/10/28
67877	Merrill Lynch Int'l & Co. C.V.	HSI R Bull CBBC May 2010 E	0.2500	20,200 per 10,000 units	20,800 per 10,000 units	2010/05/28	200,000,000	2009/10/28
67878	Merrill Lynch Int'l & Co. C.V.	HSI R Bull CBBC May 2010 F	0.2500	20,500 per 10,000 units	21,100 per 10,000 units	2010/05/28	200,000,000	2009/10/28
67882	Merrill Lynch Int'l & Co. C.V.	HSI R Bear CBBC May 2010 G	0.2850	24,700 per 10,000 units	24,100 per 10,000 units	2010/05/28	200,000,000	2009/10/28
67883	Merrill Lynch Int'l & Co. C.V.	HSI R Bear CBBC May 2010 H	0.3300	25,100 per 10,000 units	24,500 per 10,000 units	2010/05/28	150,000,000	2009/10/28
67884	Merrill Lynch Int'l & Co. C.V.	HSI R Bear CBBC May 2010 I	0.3950	25,700 per 10,000 units	25,100 per 10,000 units	2010/05/28	150,000,000	2009/10/28
67894	CC Rabobank B.A.	HSI R Bull CBBC May 2010 B	0.2500	20,600 per 15,000 units	21,100 per 15,000 units	2010/05/28	200,000,000	2009/10/28
67895	CC Rabobank B.A.	HSI R Bull CBBC May 2010 C	0.2500	20,800 per 15,000 units	21,300 per 15,000 units	2010/05/28	200,000,000	2009/10/28
67896	CC Rabobank B.A.	HSI R Bull CBBC May 2010 D	0.2500	20,900 per 18,000 units	21,400 per 18,000 units	2010/05/28	200,000,000	2009/10/28
67897	CC Rabobank B.A.	HSI R Bull CBBC May 2010 E	0.2500	21,100 per 18,000 units	21,600 per 18,000 units	2010/05/28	200,000,000	2009/10/28
67898	CC Rabobank B.A.	HSI R Bull CBBC May 2010 F	0.2500	21,200 per 30,000 units	21,700 per 30,000 units	2010/05/28	200,000,000	2009/10/28
67902	CC Rabobank B.A.	HSI R Bear CBBC May 2010 G	0.2500	24,000 per 15,000 units	23,500 per 15,000 units	2010/05/28	200,000,000	2009/10/28
67903	CC Rabobank B.A.	HSI R Bear CBBC May 2010 H	0.2500	24,200 per 30,000 units	23,700 per 30,000 units	2010/05/28	200,000,000	2009/10/28
67904	CC Rabobank B.A.	HSI R Bear CBBC May 2010 I	0.2500	24,400 per 15,000 units	23,900 per 15,000 units	2010/05/28	200,000,000	2009/10/28
67905	CC Rabobank B.A.	HSI R Bear CBBC May 2010 J	0.2500	24,600 per 18,000 units	24,100 per 18,000 units	2010/05/28	200,000,000	2009/10/28
67906	CC Rabobank B.A.	HSI R Bear CBBC May 2010 K	0.2500	25,000 per 15,000 units	24,500 per 15,000 units	2010/05/28	200,000,000	2009/10/28
67907	UBS AG	Cheung Kong R Bull CBBC Feb 2010 O	0.2500	90.88 per 100 units	98.88 per 100 units	2010/02/22	100,000,000	2009/10/28
67914	UBS AG	Cheung Kong R Bear CBBC Mar 2010 A	0.3000	136.88 per 100 units	128.88 per 100 units	2010/03/01	100,000,000	2009/10/28
67908	UBS AG	CM Bank R Bull CBBC Feb 2010 F	0.3600	15.8800	17.8800	2010/02/22	100,000,000	2009/10/28
67911	UBS AG	A50 China R Bull CBBC Feb 2010 W	0.2500	14.3800	14.8800	2010/02/22	200,000,000	2009/10/28
67891	UBS AG	A50 China R Bear CBBC Feb 2010 V	0.2500	15.3800	14.8800	2010/02/22	200,000,000	2009/10/28
67909	UBS AG	R&F R Bull CBBC Feb 2010 D	0.3100	12.8800	14.3800	2010/02/22	100,000,000	2009/10/28
67890	UBS AG	HKEx R Bear CBBC Feb 2010 C	0.2500	149.88 per 100 units	143.88 per 100 units	2010/02/22	200,000,000	2009/10/28
67913	UBS AG	HSI R Bull CBBC Jan 2010 D	0.2500	21,800 per 10,000 units	22,300 per 10,000 units	2010/01/28	300,000,000	2009/10/28
67912	UBS AG	HSI R Bull CBBC Jan 2010 G	0.2500	21,600 per 10,000 units	22,100 per 10,000 units	2010/01/28	300,000,000	2009/10/28

## Newly listed callable bull/bear contracts (continued)

Code	Issuer	Name of issue	Issue prices (HK\$)	Strike price (HKD) / Strike level per 10 units	Call price (HKD) / Call level per 10 units	Expiry date	No. of issue (units)	Listing date
67916	UBS AG	HSI R Bear CBBC Jan 2010 A	0.2500	23,000 per 10,000 units	22,500 per 10,000 units	2010/01/28	300,000,000	2009/10/28
67892	UBS AG	HSI R Bear CBBC Jan 2010 Z	0.2500	22,800 per 10,000 units	22,300 per 10,000 units	2010/01/28	300,000,000	2009/10/28
67910	UBS AG	SHK Ppt R Bull CBBC Feb 2010 W	0.2500	110.88 per 100 units	118.88 per 100 units	2010/02/22	100,000,000	2009/10/28
67915	UBS AG	SHK Ppt R Bear CBBC Apr 2010 A	0.3300	161.88 per 100 units	153.88 per 100 units	2010/04/12	100,000,000	2009/10/28
67949	ABN AMRO Bank N.V.	CNOOC R Bear CBBC Mar 2010 E	0.2500	14.2800	13.2800	2010/03/16	80,000,000	2009/10/29
67948	ABN AMRO Bank N.V.	A50 China R Bear CBBC Mar 2010 A	0.2500	15.7700	15.1200	2010/03/16	80,000,000	2009/10/29
67947	ABN AMRO Bank N.V.	PetCh R Bull CBBC Mar 2010 C	0.2500	8.2800	9.0800	2010/03/16	80,000,000	2009/10/29
67951	ABN AMRO Bank N.V.	PetCh R Bear CBBC Mar 2010 D	0.2500	11.8800	11.0800	2010/03/16	80,000,000	2009/10/29
67950	ABN AMRO Bank N.V.	TCH R Bear CBBC Mar 2010 D	0.2500	163.88 per 100 units	156.88 per 100 units	2010/03/16	80,000,000	2009/10/29
67937	Credit Suisse	HSI R Bull CBBC Mar 2010 V	0.2500	21,600 per 15,000 units	22,100 per 15,000 units	2010/03/30	210,000,000	2009/10/29
67952	Deutsche Bank AG	China Mobile R Bull CBBC Mar 2010 C	0.2500	69.68 per 100 units	75.68 per 100 units	2010/03/22	150,000,000	2009/10/29
67930	SGA Societe Generale Acceptance N.V.	HSI R Bull CBBC Mar10M	0.2500	20,800 per 25,000 units	21,400 per 25,000 units	2010/03/30	500,000,000	2009/10/29
67933	SGA Societe Generale Acceptance N.V.	HSI R Bull CBBC Apr10R	0.2500	21,600 per 10,000 units	22,200 per 10,000 units	2010/04/29	300,000,000	2009/10/29
67932	SGA Societe Generale Acceptance N.V.	HSI R Bull CBBC Apr10S	0.2500	21,500 per 15,000 units	22,100 per 15,000 units	2010/04/29	300,000,000	2009/10/29
67931	SGA Societe Generale Acceptance N.V.	HSI R Bull CBBC Apr10T	0.2500	21,400 per 12,000 units	22,000 per 12,000 units	2010/04/29	300,000,000	2009/10/29
67934	SGA Societe Generale Acceptance N.V.	HSI R Bull CBBC Apr10Y	0.2500	21,700 per 12,000 units	22,300 per 12,000 units	2010/04/29	300,000,000	2009/10/29
67935	SGA Societe Generale Acceptance N.V.	HSI R Bear CBBC May10H	0.2500	24,600 per 35,000 units	24,000 per 35,000 units	2010/05/28	500,000,000	2009/10/29
67942	UBS AG	BOCL R Bear CBBC Mar 2010 A	0.2500	6.3800	5.8800	2010/03/15	100,000,000	2009/10/29
67938	UBS AG	COVS R Bull CBBC Feb 2010 I	0.2750	15.8800	16.8800	2010/02/22	100,000,000	2009/10/29
67939	UBS AG	HKEx R Bull CBBC Feb 2010 J	0.2500	137.88 per 100 units	143.88 per 100 units	2010/02/22	200,000,000	2009/10/29
67936	UBS AG	HSI R Bull CBBC Apr 2010 Y	0.2500	21,800 per 38,000 units	22,300 per 38,000 units	2010/04/29	400,000,000	2009/10/29
67946	UBS AG	HSI R Bear CBBC Mar 2010 P	0.2500	22,900 per 12,000 units	22,400 per 12,000 units	2010/03/30	300,000,000	2009/10/29
67940	UBS AG	Hutchison R Bull CBBC Feb 2010 F	0.2500	48.88 per 100 units	53.88 per 100 units	2010/02/22	100,000,000	2009/10/29
67944	UBS AG	Hutchison R Bear CBBC Mar 2010 A	0.2500	78.88 per 100 units	73.88 per 100 units	2010/03/01	100,000,000	2009/10/29
67943	UBS AG	Petrochina R Bear CBBC Mar 2010 A	0.3350	13.4800	12.8800	2010/03/15	100,000,000	2009/10/29
67945	UBS AG	TCH R Bear CBBC Mar 2010 B	0.2500	166.88 per 100 units	158.88 per 100 units	2010/03/01	100,000,000	2009/10/29
65968 <sup>+</sup>	SGA Societe Generale Acceptance N.V.	HSI R Bear CBBC Apr10B	0.1020	23,400 per 15,000 units	22,800 per 15,000 units	2010/04/29	300,000,000	2009/10/29
67959	Deutsche Bank AG	HSI R Bear CBBC Feb 2010 O	0.2500	22,600 per 12,000 units	22,100 per 12,000 units	2010/02/25	300,000,000	2009/10/30
67953	HK Bank	A50 R Bull CBBC Mar 2010 D	0.2500	13.4800	13.8800	2010/03/18	88,000,000	2009/10/30
67957	HK Bank	A50 R Bear CBBC Mar 2010 E	0.2500	16.7800	16.2800	2010/03/18	88,000,000	2009/10/30
67960	KBC Fin Products Int'l Ltd.	HSI R Bear CBBC Mar 2010 C	0.2500	22,600 per 12,000 units	22,100 per 12,000 units	2010/03/30	248,000,000	2009/10/30
67955	UBS AG	China Mobile R Bull CBBC Feb 2010 X	0.2500	72.88 per 100 units	76.88 per 100 units	2010/02/22	200,000,000	2009/10/30
67962	UBS AG	China Mobile R Bear CBBC Feb 2010 Y	0.2500	80.88 per 100 units	76.88 per 100 units	2010/02/25	200,000,000	2009/10/30
67954	UBS AG	China Life R Bull CBBC Feb 2010 Q	0.2500	34.8800	35.8800	2010/02/22	200,000,000	2009/10/30
67961	UBS AG	China Life R Bear CBBC Feb 2010 T	0.2500	36.8800	35.8800	2010/02/25	200,000,000	2009/10/30
67956	UBS AG	HSBC R Bull CBBC Feb 2010 V	0.2500	83.88 per 100 units	88.88 per 100 units	2010/02/22	200,000,000	2009/10/30
67958	UBS AG	HSI R Bull CBBC Feb 2010 L	0.2500	21,200 per 10,000 units	21,700 per 10,000 units	2010/02/25	300,000,000	2009/10/30
67990	ABN AMRO Bank N.V.	HSI R Bull CBBC Feb 2010 L	0.2500	22,000 per 10,000 units	22,500 per 10,000 units	2010/02/25	250,000,000	2009/11/02
67991	ABN AMRO Bank N.V.	HSI R Bull CBBC Mar 2010 A	0.2500	21,900 per 13,000 units	22,400 per 13,000 units	2010/03/30	250,000,000	2009/11/02
67994	ABN AMRO Bank N.V.	HSI R Bear CBBC Feb 2010 U	0.2520	25,500 per 13,000 units	25,000 per 13,000 units	2010/02/25	250,000,000	2009/11/02
67992	ABN AMRO Bank N.V.	TCH R Bear CBBC Mar 2010 E	0.2500	167.88 per 100 units	160.88 per 100 units	2010/03/16	80,000,000	2009/11/02
67999	Credit Suisse	A50 China R Bear CBBC Apr 2010 B	0.4450	19.4000	18.8000	2010/04/26	100,000,000	2009/11/02
67998	Credit Suisse	HKEx R Bull CBBC Feb 2010 I	0.2500	134 per 100 units	140 per 100 units	2010/02/22	100,000,000	2009/11/02



## Newly listed callable bull/bear contracts (continued)

Code	Issuer	Name of issue	Issue prices (HK\$)	Strike price (HKD) / Strike level per 10 units	Call price (HKD) / Call level per 10 units	Expiry date	No. of issue (units)	Listing date
67993	Credit Suisse	HSI R Bull CBBC Mar 2010 X	0.2500	22,000 per 15,000 units	22,500 per 15,000 units	2010/03/30	210,000,000	2009/11/02
67978	Credit Suisse	HSI R Bear CBBC Mar 2010 W	0.2500	22,900 per 10,000 units	22,400 per 10,000 units	2010/03/30	200,000,000	2009/11/02
67995	Credit Suisse	HSI R Bear CBBC Apr 2010 F	0.2500	24,600 per 15,000 units	24,100 per 15,000 units	2010/04/29	210,000,000	2009/11/02
67996	Credit Suisse	HSI R Bear CBBC Apr 2010 G	0.2500	25,400 per 15,000 units	24,900 per 15,000 units	2010/04/29	210,000,000	2009/11/02
67997	Credit Suisse	HSI R Bear CBBC Apr 2010 H	0.4450	26,900 per 10,000 units	26,400 per 10,000 units	2010/04/29	200,000,000	2009/11/02
68005	Deutsche Bank AG	China Life R Bull CBBC Apr 2010 C	0.3000	35.1800	36.1800	2010/04/12	150,000,000	2009/11/02
68009	Deutsche Bank AG	China Life R Bear CBBC Apr 2010 D	0.6500	43.6800	42.6800	2010/04/12	150,000,000	2009/11/02
67983	Deutsche Bank AG	HSI R Bull CBBC Mar 2010 S	0.2500	22,000 per 12,000 units	22,500 per 12,000 units	2010/03/30	300,000,000	2009/11/02
67979	Deutsche Bank AG	HSI R Bear CBBC Mar 2010 N	0.2500	23,000 per 10,000 units	22,500 per 10,000 units	2010/03/30	300,000,000	2009/11/02
68008	Goldman Sachs SP (Asia)	HSI R Bull CBBC May 2010 Y	0.2500	21,900 per 10,000 units	22,400 per 10,000 units	2010/05/28	200,000,000	2009/11/02
68012	Goldman Sachs SP (Asia)	HSI R Bear CBBC May 2010 Z	0.2500	25,500 per 35,000 units	25,000 per 35,000 units	2010/05/28	200,000,000	2009/11/02
67963	HK Bank	HSI R Bull CBBC Jul 2010 C	0.2500	21,338 per 13,000 units	21,800 per 13,000 units	2010/07/29	160,000,000	2009/11/02
68002	KBC Fin Products Int'l Ltd.	HSI R Bull CBBC Feb 2010 Z	0.2500	22,000 per 10,000 units	22,500 per 10,000 units	2010/02/25	208,000,000	2009/11/02
68003	KBC Fin Products Int'l Ltd.	HSI R Bull CBBC Apr 2010 D	0.2900	21,800 per 12,000 units	22,300 per 12,000 units	2010/04/29	248,000,000	2009/11/02
67970	SGA Societe Generale Acceptance N.V.	CK(H) R Bull CBBC Mar10A	0.2500	89 per 100 units	95 per 100 units	2010/03/10	100,000,000	2009/11/02
67975	SGA Societe Generale Acceptance N.V.	CK(H) R Bear CBBC Mar10B	0.2500	127 per 100 units	120 per 100 units	2010/03/10	100,000,000	2009/11/02
67973	SGA Societe Generale Acceptance N.V.	CMB R Bull CBBC Feb10 E	0.3700	15.8000	17.0000	2010/02/10	100,000,000	2009/11/02
67969	SGA Societe Generale Acceptance N.V.	A50 R Bull CBBC Mar10A	0.2500	13.3000	14.0000	2010/03/10	150,000,000	2009/11/02
67964	SGA Societe Generale Acceptance NV	HSCEI R Bull CBBC Feb10E	0.2500	11,600 per 12,000 units	12,200 per 12,000 units	2010/02/25	200,000,000	2009/11/02
67968	SGA Societe Generale Acceptance NV	HSCEI R Bear CBBC Feb10F	0.2500	15,000 per 12,000 units	14,400 per 12,000 units	2010/02/25	200,000,000	2009/11/02
68006	SGA Societe Generale Acceptance N.V.	HSI R Bull CBBC Apr10I	0.2500	21,800 per 15,000 units	22,400 per 15,000 units	2010/04/29	300,000,000	2009/11/02
68007	SGA Societe Generale Acceptance N.V.	HSI R Bull CBBC Apr10J	0.2500	21,900 per 10,000 units	22,500 per 10,000 units	2010/04/29	300,000,000	2009/11/02
67965	SGA Societe Generale Acceptance N.V.	HSI R Bear CBBC Mar10B	0.2500	22,900 per 15,000 units	22,300 per 15,000 units	2010/03/30	300,000,000	2009/11/02
67966	SGA Societe Generale Acceptance N.V.	HSI R Bear CBBC Mar10N	0.2500	23,000 per 12,000 units	22,400 per 12,000 units	2010/03/30	300,000,000	2009/11/02
67967	SGA Societe Generale Acceptance N.V.	HSI R Bear CBBC Mar10V	0.2500	23,200 per 15,000 units	22,600 per 15,000 units	2010/03/30	300,000,000	2009/11/02
68011	SGA Societe Generale Acceptance N.V.	HSI R Bear CBBC Apr10Z	0.2500	24,000 per 12,000 units	23,400 per 12,000 units	2010/04/29	300,000,000	2009/11/02
67974	SGA Societe Generale Acceptance N.V.	PetCh R Bull CBBC Mar10A	0.2500	8.4000	9.0000	2010/03/10	200,000,000	2009/11/02
67971	SGA Societe Generale Acceptance N.V.	SHK P R Bull CBBC Apr10A	0.2700	97 per 100 units	106 per 100 units	2010/04/28	100,000,000	2009/11/02
67972	SGA Societe Generale Acceptance N.V.	SHK P R Bull CBBC Apr10B	0.2500	101 per 100 units	111 per 100 units	2010/04/28	100,000,000	2009/11/02
67976	SGA Societe Generale Acceptance N.V.	SHK P R Bear CBBC Apr10C	0.2800	150 per 100 units	138 per 100 units	2010/04/28	100,000,000	2009/11/02
67980	UBS AG	CC Bank R Bear CBBC Mar 2010 A	0.2500	9.2800	8.8800	2010/03/01	100,000,000	2009/11/02
68000	UBS AG	China Life R Bull CBBC Feb 2010 N	0.2500	35.8800	36.8800	2010/02/22	200,000,000	2009/11/02
67981	UBS AG	China Life R Bear CBBC Feb 2010 R	0.2500	37.8800	36.8800	2010/02/22	200,000,000	2009/11/02
68004	UBS AG	China Life R Bear CBBC Feb 2010 W	0.2500	38.8800	37.8800	2010/02/22	200,000,000	2009/11/02
68001	UBS AG	CNOOC R Bull CBBC Feb 2010 N	0.2500	11.0800	11.8800	2010/02/22	100,000,000	2009/11/02
67982	UBS AG	CNOOC R Bear CBBC Mar 2010 B	0.3800	16.6800	15.8800	2010/03/01	100,000,000	2009/11/02
67986	UBS AG	R&F R Bull CBBC Feb 2010 E	0.2500	13.8800	15.3800	2010/02/22	100,000,000	2009/11/02
67985	UBS AG	HSBC R Bear CBBC Apr 2010 D	0.3400	123.88 per 100 units	118.88 per 100 units	2010/04/12	200,000,000	2009/11/02
67989	UBS AG	HSCEI R Bull CBBC Feb 2010 U	0.2500	12,500 per 20,000 units	13,000 per 20,000 units	2010/02/25	100,000,000	2009/11/02
67988	UBS AG	HSI R Bull CBBC Feb 2010 A	0.2500	22,000 per 10,000 units	22,500 per 10,000 units	2010/02/25	300,000,000	2009/11/02
67984	UBS AG	HSI R Bear CBBC Feb 2010 F	0.2500	23,800 per 10,000 units	23,300 per 10,000 units	2010/02/25	300,000,000	2009/11/02
67987	UBS AG	TCH R Bull CBBC Feb 2010 C	0.2500	130.88 per 100 units	138.88 per 100 units	2010/02/22	100,000,000	2009/11/02
68017	BNP Paribas Arbit Issu B.V.	HSI R Bull CBBC Apr 2010 M	0.2500	21,500 per 10,000 units	22,000 per 10,000 units	2010/04/29	300,000,000	2009/11/03

## Newly listed callable bull/bear contracts (continued)

Code	Issuer	Name of issue	Issue prices (HK\$)	Strike price (HKD) / Strike level per 10 units	Call price (HKD) / Call level per 10 units	Expiry date	No. of issue (units)	Listing date
68021	BNP Paribas Arbit Issu B.V.	HSI R Bear CBBC Apr 2010 N	0.2500	22,900 per 12,000 units	22,400 per 12,000 units	2010/04/29	300,000,000	2009/11/03
68022	BNP Paribas Arbit Issu B.V.	HSI R Bear CBBC Apr 2010 O	0.2500	23,100 per 10,000 units	22,600 per 10,000 units	2010/04/29	300,000,000	2009/11/03
68033	Credit Suisse	China Life R Bull CBBC Mar 2010 C	0.2500	35.8000	37.0000	2010/03/29	100,000,000	2009/11/03
68014	Credit Suisse	HSI R Bull CBBC Mar 2010 Y	0.2500	21,900 per 10,000 units	22,400 per 10,000 units	2010/03/30	200,000,000	2009/11/03
68034	Credit Suisse	HSI R Bear CBBC Mar 2010 Z	0.2500	23,000 per 15,000 units	22,500 per 15,000 units	2010/03/30	210,000,000	2009/11/03
68015	Deutsche Bank AG	China Life R Bear CBBC Apr 2010 E	0.3800	41.6800	40.6800	2010/04/19	150,000,000	2009/11/03
68016	Deutsche Bank AG	China Life R Bear CBBC Apr 2010 F	0.7900	45.6800	44.6800	2010/04/19	150,000,000	2009/11/03
68027	Deutsche Bank AG	HSI R Bear CBBC Mar 2010 H	0.2500	22,700 per 12,000 units	22,200 per 12,000 units	2010/03/30	300,000,000	2009/11/03
68028	Goldman Sachs SP (Asia)	HSI R Bear CBBC Apr 2010 M	0.2500	23,100 per 10,000 units	22,600 per 10,000 units	2010/04/29	200,000,000	2009/11/03
68030	KBC Fin Products Int'l Ltd.	HSBC R Bear CBBC Feb 2010 E	0.2500	109.88 per 100 units	104.88 per 100 units	2010/02/18	188,000,000	2009/11/03
68031	KBC Fin Products Int'l Ltd.	HSBC R Bear CBBC Apr 2010 A	0.2900	115 per 100 units	110 per 100 units	2010/04/01	188,000,000	2009/11/03
68029	KBC Fin Products Int'l Ltd.	HSI R Bear CBBC Mar 2010 D	0.2500	23,100 per 15,000 units	22,600 per 15,000 units	2010/03/30	300,000,000	2009/11/03
68032	KBC Fin Products Int'l Ltd.	SHK Ppt R Bear CBBC Apr 2010 A	0.2500	136.88 per 100 units	128.88 per 100 units	2010/04/01	188,000,000	2009/11/03
68023	UBS AG	China Life R Bull CBBC Feb 2010 M	0.2500	36.8800	37.8800	2010/02/22	200,000,000	2009/11/03
68024	UBS AG	CM Bank R Bull CBBC Feb 2010 G	0.3800	16.8800	18.8800	2010/02/22	100,000,000	2009/11/03
68026	UBS AG	HSBC R Bear CBBC Feb 2010 W	0.2500	93.88 per 100 units	88.88 per 100 units	2010/02/22	200,000,000	2009/11/03
68020	UBS AG	HSCEI R Bear CBBC Apr 2010 A	0.2500	17,000 per 20,000 units	16,500 per 20,000 units	2010/04/29	100,000,000	2009/11/03
68010	UBS AG	HSI R Bull CBBC Mar 2010 K	0.2500	21,900 per 12,000 units	22,400 per 12,000 units	2010/03/30	300,000,000	2009/11/03
68013	UBS AG	HSI R Bull CBBC May 2010 W	0.2500	22,000 per 20,000 units	22,500 per 20,000 units	2010/05/28	300,000,000	2009/11/03
68018	UBS AG	HSI R Bear CBBC Apr 2010 D	0.2500	23,100 per 12,000 units	22,600 per 12,000 units	2010/04/29	300,000,000	2009/11/03
68019	UBS AG	HSI R Bear CBBC Apr 2010 U	0.2500	22,700 per 12,000 units	22,200 per 12,000 units	2010/04/29	300,000,000	2009/11/03
68025	UBS AG	Ping An R Bull CBBC Feb 2010 J	0.2500	62.88 per 100 units	68.88 per 100 units	2010/02/22	100,000,000	2009/11/03
68073	ABN AMRO Bank N.V.	HSI R Bear CBBC Feb 2010 H	0.2500	22,900 per 13,000 units	22,400 per 13,000 units	2010/02/25	250,000,000	2009/11/04
68072	ABN AMRO Bank N.V.	HSI R Bear CBBC Feb 2010 M	0.2500	22,600 per 13,000 units	22,100 per 13,000 units	2010/02/25	250,000,000	2009/11/04
68074	BNP Paribas Arbit Issu B.V.	HSI R Bear CBBC May 2010 C	0.2500	22,500 per 12,000 units	22,000 per 12,000 units	2010/05/28	300,000,000	2009/11/04
68075	BNP Paribas Arbit Issu B.V.	HSI R Bear CBBC May 2010 D	0.2500	22,700 per 15,000 units	22,200 per 15,000 units	2010/05/28	300,000,000	2009/11/04
68065	Credit Suisse	China Mobile R Bear CBBC Mar 2010 A	0.2500	83 per 100 units	78 per 100 units	2010/03/29	100,000,000	2009/11/04
68057	Credit Suisse	HSI R Bull CBBC Mar 2010 A	0.2500	21,500 per 10,000 units	22,000 per 10,000 units	2010/03/30	200,000,000	2009/11/04
68063	Credit Suisse	HSI R Bear CBBC Mar 2010 D	0.2500	22,300 per 10,000 units	21,800 per 10,000 units	2010/03/30	200,000,000	2009/11/04
68064	Credit Suisse	HSI R Bear CBBC Mar 2010 F	0.2500	22,700 per 10,000 units	22,200 per 10,000 units	2010/03/30	200,000,000	2009/11/04
68070	Deutsche Bank AG	CNOOC R Bear CBBC Apr 2010 F	0.2500	13.4800	12.6800	2010/04/26	150,000,000	2009/11/04
68071	Deutsche Bank AG	HKEx R Bear CBBC Mar 2010 E	0.3100	167.18 per 100 units	160.18 per 100 units	2010/03/29	150,000,000	2009/11/04
68050	Deutsche Bank AG	HSI R Bull CBBC Mar 2010 R	0.2500	21,400 per 12,000 units	21,900 per 12,000 units	2010/03/30	300,000,000	2009/11/04
68051	Deutsche Bank AG	HSI R Bull CBBC Mar 2010 V	0.2500	21,600 per 12,000 units	22,100 per 12,000 units	2010/03/30	300,000,000	2009/11/04
68052	Deutsche Bank AG	HSI R Bear CBBC Feb 2010 N	0.2500	22,400 per 12,000 units	21,900 per 12,000 units	2010/02/25	300,000,000	2009/11/04
68069	Deutsche Bank AG	HSI R Bear CBBC Apr 2010 H	0.2500	22,300 per 10,000 units	21,800 per 10,000 units	2010/04/29	300,000,000	2009/11/04
68066	KBC Fin Products Int'l Ltd.	HSBC R Bear CBBC Apr 2010 B	0.2500	97 per 100 units	92 per 100 units	2010/04/01	188,000,000	2009/11/04
68067	KBC Fin Products Int'l Ltd.	HSI R Bear CBBC Feb 2010 S	0.2500	22,500 per 10,000 units	22,000 per 10,000 units	2010/02/25	208,000,000	2009/11/04
68068	KBC Fin Products Int'l Ltd.	HSI R Bear CBBC Mar 2010 F	0.2500	22,300 per 12,000 units	21,800 per 12,000 units	2010/03/30	248,000,000	2009/11/04
68041	SGA Societe Generale Acceptance N.V	CLife R Bear CBBC Mar10B	0.4600	42.5000	40.5000	2010/03/10	100,000,000	2009/11/04
68042	SGA Societe Generale Acceptance N.V	CLife R Bear CBBC Mar10C	0.5600	43.5000	41.5000	2010/03/10	100,000,000	2009/11/04
68040	SGA Societe Generale Acceptance N.V	CNOOC R Bear CBBC Apr10B	0.2600	15.0000	14.0000	2010/04/28	200,000,000	2009/11/04
68037	SGA Societe Generale Acceptance N.V.	HKEx R Bull CBBC Mar10C	0.2500	128 per 100 units	136 per 100 units	2010/03/10	150,000,000	2009/11/04

## Newly listed callable bull/bear contracts (continued)

Code	Issuer	Name of issue	Issue prices (HK\$)	Strike price (HKD) / Strike level per 10 units	Call price (HKD) / Call level per 10 units	Expiry date	No. of issue (units)	Listing date
68053	SGA Societe Generale Acceptance N.V.	HSI R Bull CBBC Apr10U	0.2500	21,200 per 15,000 units	21,800 per 15,000 units	2010/04/29	300,000,000	2009/11/04
68056	SGA Societe Generale Acceptance N.V.	HSI R Bear CBBC Mar10A	0.2500	22,600 per 15,000 units	22,000 per 15,000 units	2010/03/30	300,000,000	2009/11/04
68055	SGA Societe Generale Acceptance N.V.	HSI R Bear CBBC Mar10C	0.2500	22,700 per 12,000 units	22,100 per 12,000 units	2010/03/30	300,000,000	2009/11/04
68054	SGA Societe Generale Acceptance N.V.	HSI R Bear CBBC Mar10L	0.2500	22,500 per 10,000 units	21,900 per 10,000 units	2010/03/30	300,000,000	2009/11/04
68036	SGA Societe Generale Acceptance N.V.	HSI R Bear CBBC Mar10O	0.2500	23,100 per 12,000 units	22,500 per 12,000 units	2010/03/30	300,000,000	2009/11/04
68035	SGA Societe Generale Acceptance N.V.	HSI R Bear CBBC Mar10P	0.2500	22,800 per 10,000 units	22,200 per 10,000 units	2010/03/30	300,000,000	2009/11/04
68038	SGA Societe Generale Acceptance N.V.	TCH R Bull CBBC Mar10A	0.3600	111 per 100 units	124 per 100 units	2010/03/10	100,000,000	2009/11/04
68039	SGA Societe Generale Acceptance N.V.	TCH R Bull CBBC Mar10B	0.2600	121 per 100 units	134 per 100 units	2010/03/10	100,000,000	2009/11/04
68043	SGA Societe Generale Acceptance N.V.	TCH R Bear CBBC Mar10C	0.2900	175 per 100 units	159 per 100 units	2010/03/10	100,000,000	2009/11/04
68044	SGA Societe Generale Acceptance N.V.	TCH R Bear CBBC Mar10D	0.3900	185 per 100 units	169 per 100 units	2010/03/10	100,000,000	2009/11/04
68049	UBS AG	China Mobile R Bull CBBC Feb 2010 Z	0.2500	70.88 per 100 units	74.88 per 100 units	2010/02/22	200,000,000	2009/11/04
68059	UBS AG	China Mobile R Bear CBBC Feb 2010 B	0.2500	78.88 per 100 units	74.88 per 100 units	2010/02/22	200,000,000	2009/11/04
68048	UBS AG	A50 China R Bull CBBC Feb 2010 X	0.2500	13.8800	14.3800	2010/02/22	200,000,000	2009/11/04
68061	UBS AG	HKEx R Bear CBBC Feb 2010 I	0.2500	149.88 per 100 units	143.88 per 100 units	2010/02/22	200,000,000	2009/11/04
68045	UBS AG	HSI R Bull CBBC Feb 2010 B	0.2500	21,300 per 12,000 units	21,800 per 12,000 units	2010/02/25	300,000,000	2009/11/04
68046	UBS AG	HSI R Bull CBBC Feb 2010 U	0.2500	21,500 per 10,000 units	22,000 per 10,000 units	2010/02/25	300,000,000	2009/11/04
68047	UBS AG	HSI R Bull CBBC Mar 2010 Q	0.2500	21,600 per 10,000 units	22,100 per 10,000 units	2010/03/30	300,000,000	2009/11/04
68058	UBS AG	HSI R Bear CBBC Feb 2010 R	0.2500	22,500 per 10,000 units	22,000 per 10,000 units	2010/02/25	300,000,000	2009/11/04
68062	UBS AG	HSI R Bear CBBC Mar 2010 A	0.2500	22,300 per 12,000 units	21,800 per 12,000 units	2010/03/30	300,000,000	2009/11/04
68060	UBS AG	SHK Ppt R Bear CBBC Feb 2010 X	0.2500	136.88 per 100 units	128.88 per 100 units	2010/02/22	100,000,000	2009/11/04
67009*	Credit Suisse	HSI R Bear CBBC Feb 2010 E	0.1730	23,300 per 10,000 units	22,800 per 10,000 units	2010/02/25	200,000,000	2009/11/04
68125	ABN AMRO Bank N.V.	HSI R Bear CBBC Feb 2010 I	0.2500	22,000 per 13,000 units	21,500 per 13,000 units	2010/02/25	250,000,000	2009/11/05
68126	ABN AMRO Bank N.V.	HSI R Bear CBBC Feb 2010 N	0.2500	22,300 per 13,000 units	21,800 per 13,000 units	2010/02/25	250,000,000	2009/11/05
68127	ABN AMRO Bank N.V.	TCH R Bear CBBC Feb 2010 A	0.2500	155.88 per 100 units	148.88 per 100 units	2010/02/22	80,000,000	2009/11/05
68097	Credit Suisse	China Life R Bear CBBC Mar 2010 D	0.2500	38.0000	36.8000	2010/03/29	100,000,000	2009/11/05
68098	Credit Suisse	A50 China R Bear CBBC Mar 2010 C	0.2500	15.4000	14.8000	2010/03/29	100,000,000	2009/11/05
68099	Credit Suisse	HKEx R Bear CBBC May 2010 A	0.2500	149 per 100 units	143 per 100 units	2010/05/24	100,000,000	2009/11/05
68100	Credit Suisse	HSBC R Bear CBBC Mar 2010 B	0.2500	93 per 100 units	88 per 100 units	2010/03/29	100,000,000	2009/11/05
68078	Credit Suisse	HSI R Bull CBBC Mar 2010 Q	0.2500	21,200 per 15,000 units	21,700 per 15,000 units	2010/03/30	210,000,000	2009/11/05
68077	Credit Suisse	HSI R Bull CBBC Mar 2010 R	0.2500	20,900 per 10,000 units	21,400 per 10,000 units	2010/03/30	200,000,000	2009/11/05
68094	Credit Suisse	HSI R Bull CBBC Mar 2010 U	0.2500	20,200 per 15,000 units	20,700 per 15,000 units	2010/03/30	210,000,000	2009/11/05
68095	Credit Suisse	HSI R Bull CBBC Apr 2010 I	0.2500	19,400 per 15,000 units	19,900 per 15,000 units	2010/04/29	210,000,000	2009/11/05
68096	Credit Suisse	HSI R Bull CBBC Apr 2010 J	0.2500	19,600 per 15,000 units	20,100 per 15,000 units	2010/04/29	210,000,000	2009/11/05
68120	Credit Suisse	HSI R Bear CBBC Mar 2010 P	0.2500	22,100 per 10,000 units	21,600 per 10,000 units	2010/03/30	200,000,000	2009/11/05
68119	Credit Suisse	HSI R Bear CBBC Mar 2010 T	0.2500	21,800 per 15,000 units	21,300 per 15,000 units	2010/03/30	210,000,000	2009/11/05
68121	Credit Suisse	HSI R Bear CBBC Apr 2010 K	0.2500	22,600 per 15,000 units	22,100 per 15,000 units	2010/04/29	210,000,000	2009/11/05
68091	Deutsche Bank AG	China Mobile R Bear CBBC Apr 2010 B	0.2500	86.68 per 100 units	80.68 per 100 units	2010/04/19	150,000,000	2009/11/05
68122	Deutsche Bank AG	China Life R Bear CBBC Mar 2010 H	0.3300	38.6800	37.6800	2010/03/29	150,000,000	2009/11/05
68123	Deutsche Bank AG	China Life R Bear CBBC Mar 2010 I	0.4300	39.6800	38.6800	2010/03/29	150,000,000	2009/11/05
68079	Deutsche Bank AG	HSI R Bull CBBC Feb 2010 B	0.2500	21,200 per 12,000 units	21,700 per 12,000 units	2010/02/25	300,000,000	2009/11/05
68080	Deutsche Bank AG	HSI R Bull CBBC Feb 2010 Y	0.2500	20,900 per 10,000 units	21,400 per 10,000 units	2010/02/25	300,000,000	2009/11/05
68124	Deutsche Bank AG	HSI R Bull CBBC Apr 2010 V	0.2500	20,600 per 10,000 units	21,200 per 10,000 units	2010/04/29	300,000,000	2009/11/05
68092	Deutsche Bank AG	HSI R Bear CBBC Apr 2010 F	0.2500	21,800 per 12,000 units	21,300 per 12,000 units	2010/04/29	300,000,000	2009/11/05

## Newly listed callable bull/bear contracts (continued)

Code	Issuer	Name of issue	Issue prices (HK\$)	Strike price (HKD) / Strike level per 10 units	Call price (HKD) / Call level per 10 units	Expiry date	No. of issue (units)	Listing date
68093	Deutsche Bank AG	HSI R Bear CBBC Apr 2010 Y	0.2700	22,000 per 12,000 units	21,500 per 12,000 units	2010/04/29	300,000,000	2009/11/05
68129	Goldman Sachs SP (Asia)	HSI R Bull CBBC Feb 2010 U	0.2500	20,700 per 15,000 units	21,200 per 15,000 units	2010/02/25	200,000,000	2009/11/05
68133	Goldman Sachs SP (Asia)	HSI R Bear CBBC Feb 2010 G	0.2500	21,900 per 15,000 units	21,400 per 15,000 units	2010/02/25	200,000,000	2009/11/05
68131	Goldman Sachs SP (Asia)	HSI R Bear CBBC Mar 2010 D	0.2500	22,300 per 20,000 units	21,800 per 20,000 units	2010/03/30	200,000,000	2009/11/05
68132	Goldman Sachs SP (Asia)	HSI R Bear CBBC Mar 2010 E	0.2500	22,500 per 12,000 units	22,000 per 12,000 units	2010/03/30	200,000,000	2009/11/05
68130	Goldman Sachs SP (Asia)	HSI R Bear CBBC Mar 2010 F	0.2500	22,100 per 10,000 units	21,600 per 10,000 units	2010/03/30	200,000,000	2009/11/05
68134	Goldman Sachs SP (Asia)	HSI R Bear CBBC Apr 2010 V	0.2500	22,700 per 18,000 units	22,200 per 18,000 units	2010/04/29	200,000,000	2009/11/05
68076	HK Bank	HSI R Bear CBBC May 2010 I	0.2500	22,800 per 13,000 units	22,300 per 13,000 units	2010/05/28	150,000,000	2009/11/05
68128	KBC Fin Products Int'l Ltd.	CP&CC R Bull CBBC Apr 2010 B	0.2500	5.5000	6.4000	2010/04/01	208,000,000	2009/11/05
68087	KBC Fin Products Int'l Ltd.	HSI R Bull CBBC Feb 2010 U	0.2500	21,000 per 10,000 units	21,500 per 10,000 units	2010/02/25	208,000,000	2009/11/05
68088	KBC Fin Products Int'l Ltd.	HSI R Bull CBBC Mar 2010 A	0.2500	20,900 per 12,000 units	21,400 per 12,000 units	2010/03/30	248,000,000	2009/11/05
68089	KBC Fin Products Int'l Ltd.	HSI R Bull CBBC Mar 2010 B	0.2500	21,100 per 12,000 units	21,600 per 12,000 units	2010/03/30	248,000,000	2009/11/05
68090	KBC Fin Products Int'l Ltd.	HSI R Bull CBBC Apr 2010 E	0.2500	20,700 per 15,000 units	21,200 per 15,000 units	2010/04/29	308,000,000	2009/11/05
68107	UBS AG	BankComm R Bear CBBC Feb 2010 F	0.2500	10.9800	10.3800	2010/02/22	100,000,000	2009/11/05
68110	UBS AG	China Tel R Bear CBBC Feb 2010 J	0.2500	4.2800	3.8800	2010/02/22	100,000,000	2009/11/05
68109	UBS AG	CCHC R Bear CBBC Mar 2010 J	0.2500	11.8800	10.8800	2010/03/01	100,000,000	2009/11/05
68108	UBS AG	CNOOC R Bear CBBC Feb 2010 O	0.2500	13.6800	12.8800	2010/02/22	100,000,000	2009/11/05
68116	UBS AG	A50 China R Bear CBBC Feb 2010 Y	0.2500	14.8800	14.3800	2010/02/22	200,000,000	2009/11/05
68085	UBS AG	HKEx R Bull CBBC Feb 2010 M	0.2500	132.88 per 100 units	138.88 per 100 units	2010/02/22	200,000,000	2009/11/05
68111	UBS AG	HKEx R Bear CBBC Feb 2010 N	0.2500	144.88 per 100 units	138.88 per 100 units	2010/02/22	200,000,000	2009/11/05
68081	UBS AG	HSCEI R Bull CBBC Mar 2010 T	0.2500	12,000 per 20,000 units	12,500 per 20,000 units	2010/03/30	100,000,000	2009/11/05
68082	UBS AG	HSI R Bull CBBC Feb 2010 Y	0.2500	21,000 per 10,000 units	21,500 per 10,000 units	2010/02/25	300,000,000	2009/11/05
68083	UBS AG	HSI R Bull CBBC Mar 2010 U	0.2500	20,700 per 12,000 units	21,200 per 12,000 units	2010/03/30	300,000,000	2009/11/05
68084	UBS AG	HSI R Bull CBBC Mar 2010 W	0.2500	21,200 per 10,000 units	21,700 per 10,000 units	2010/03/30	300,000,000	2009/11/05
68101	UBS AG	HSI R Bear CBBC Feb 2010 X	0.2500	22,000 per 10,000 units	21,500 per 10,000 units	2010/02/25	300,000,000	2009/11/05
68104	UBS AG	HSI R Bear CBBC Mar 2010 O	0.2500	22,600 per 10,000 units	22,100 per 10,000 units	2010/03/30	300,000,000	2009/11/05
68103	UBS AG	HSI R Bear CBBC Mar 2010 V	0.2500	22,200 per 10,000 units	21,700 per 10,000 units	2010/03/30	300,000,000	2009/11/05
68102	UBS AG	HSI R Bear CBBC Mar 2010 X	0.2500	21,800 per 10,000 units	21,300 per 10,000 units	2010/03/30	300,000,000	2009/11/05
68105	UBS AG	HSI R Bear CBBC Apr 2010 M	0.2500	22,500 per 20,000 units	22,000 per 20,000 units	2010/04/29	300,000,000	2009/11/05
68106	UBS AG	HSI R Bear CBBC May 2010 U	0.2500	23,000 per 20,000 units	22,500 per 20,000 units	2010/05/28	300,000,000	2009/11/05
68117	UBS AG	HSI R Bear CBBC Jun 2010 J	0.2500	22,300 per 38,000 units	21,800 per 38,000 units	2010/06/29	400,000,000	2009/11/05
68118	UBS AG	HSI R Bear CBBC Jun 2010 K	0.2500	22,800 per 38,000 units	22,300 per 38,000 units	2010/06/29	400,000,000	2009/11/05
68112	UBS AG	Hutchison R Bear CBBC Feb 2010 G	0.2500	63.88 per 100 units	58.88 per 100 units	2010/02/22	100,000,000	2009/11/05
68086	UBS AG	Petrochina R Bull CBBC Feb 2010 M	0.2500	8.7800	9.3800	2010/02/22	100,000,000	2009/11/05
68113	UBS AG	Petrochina R Bear CBBC Feb 2010 N	0.2500	11.1800	10.3800	2010/02/22	100,000,000	2009/11/05
68114	UBS AG	Ping An R Bear CBBC Feb 2010 K	0.2500	79.88 per 100 units	73.88 per 100 units	2010/02/22	100,000,000	2009/11/05
68115	UBS AG	SHK Ppt R Bear CBBC Feb 2010 Y	0.2500	131.88 per 100 units	123.88 per 100 units	2010/02/22	100,000,000	2009/11/05
68149	BOCI Asia Ltd.	HSI R Bear CBBC Feb 2010 C	0.2500	22,700 per 12,000 units	22,200 per 12,000 units	2010/02/25	200,000,000	2009/11/06
68175	Credit Suisse	HSI R Bull CBBC Mar 2010 O	0.2500	21,400 per 15,000 units	21,900 per 15,000 units	2010/03/30	210,000,000	2009/11/06
68174	Credit Suisse	HSI R Bull CBBC Mar 2010 V	0.2500	21,100 per 10,000 units	21,600 per 10,000 units	2010/03/30	200,000,000	2009/11/06
68176	Credit Suisse	HSI R Bull CBBC Apr 2010 L	0.2500	20,700 per 10,000 units	21,200 per 10,000 units	2010/04/29	200,000,000	2009/11/06
68157	Credit Suisse	HSI R Bear CBBC Mar 2010 E	0.2500	22,400 per 15,000 units	21,900 per 15,000 units	2010/03/30	210,000,000	2009/11/06
68156	Credit Suisse	HSI R Bear CBBC Mar 2010 J	0.2500	21,900 per 10,000 units	21,400 per 10,000 units	2010/03/30	200,000,000	2009/11/06

## Newly listed callable bull/bear contracts (continued)

Code	Issuer	Name of issue	Issue prices (HK\$)	Strike price (HKD) / Strike level per 10 units	Call price (HKD) / Call level per 10 units	Expiry date	No. of issue (units)	Listing date
68158	Deutsche Bank AG	HSI R Bull CBBC Feb 2010 L	0.2500	21,200 per 10,000 units	21,800 per 10,000 units	2010/02/25	300,000,000	2009/11/06
68159	Deutsche Bank AG	HSI R Bull CBBC Mar 2010 C	0.2600	20,800 per 12,000 units	21,300 per 12,000 units	2010/03/30	300,000,000	2009/11/06
68151	Deutsche Bank AG	HSI R Bear CBBC Feb 2010 C	0.2500	22,200 per 12,000 units	21,700 per 12,000 units	2010/02/25	300,000,000	2009/11/06
68150	Deutsche Bank AG	HSI R Bear CBBC Feb 2010 R	0.2500	22,000 per 10,000 units	21,400 per 10,000 units	2010/02/25	300,000,000	2009/11/06
68172	Goldman Sachs SP (Asia)	HSI R Bull CBBC Mar 2010 K	0.2500	21,300 per 20,000 units	21,800 per 20,000 units	2010/03/30	200,000,000	2009/11/06
68171	Goldman Sachs SP (Asia)	HSI R Bull CBBC Mar 2010 L	0.2500	21,100 per 15,000 units	21,600 per 15,000 units	2010/03/30	200,000,000	2009/11/06
68173	Goldman Sachs SP (Asia)	HSI R Bull CBBC Apr 2010 U	0.2500	20,900 per 10,000 units	21,400 per 10,000 units	2010/04/29	200,000,000	2009/11/06
68144	CC Rabobank B.A.	HSI R Bear CBBC Apr 2010 E	0.2500	22,200 per 15,000 units	21,700 per 15,000 units	2010/04/29	200,000,000	2009/11/06
68145	CC Rabobank B.A.	HSI R Bear CBBC Apr 2010 F	0.2500	22,400 per 15,000 units	21,900 per 15,000 units	2010/04/29	200,000,000	2009/11/06
68146	CC Rabobank B.A.	HSI R Bear CBBC Apr 2010 G	0.2500	22,600 per 15,000 units	22,100 per 15,000 units	2010/04/29	200,000,000	2009/11/06
68147	CC Rabobank B.A.	HSI R Bear CBBC May 2010 L	0.2500	22,800 per 15,000 units	22,300 per 15,000 units	2010/05/28	200,000,000	2009/11/06
68148	CC Rabobank B.A.	HSI R Bear CBBC May 2010 M	0.2500	23,000 per 15,000 units	22,500 per 15,000 units	2010/05/28	200,000,000	2009/11/06
68160	SGA Societe Generale Acceptance N.V.	HSI R Bull CBBC Apr10G	0.2500	20,700 per 10,000 units	21,300 per 10,000 units	2010/04/29	300,000,000	2009/11/06
68161	SGA Societe Generale Acceptance N.V.	HSI R Bull CBBC Apr10H	0.2500	20,800 per 12,000 units	21,400 per 12,000 units	2010/04/29	300,000,000	2009/11/06
68162	SGA Societe Generale Acceptance N.V.	HSI R Bull CBBC Apr10V	0.2500	20,900 per 15,000 units	21,500 per 15,000 units	2010/04/29	300,000,000	2009/11/06
68163	SGA Societe Generale Acceptance N.V.	HSI R Bull CBBC Apr10W	0.2500	21,000 per 10,000 units	21,600 per 10,000 units	2010/04/29	300,000,000	2009/11/06
68164	SGA Societe Generale Acceptance N.V.	HSI R Bull CBBC Apr10X	0.2500	21,100 per 12,000 units	21,700 per 12,000 units	2010/04/29	300,000,000	2009/11/06
68165	SGA Societe Generale Acceptance N.V.	HSI R Bull CBBC Apr10Y	0.2500	21,300 per 10,000 units	21,900 per 10,000 units	2010/04/29	300,000,000	2009/11/06
68135	SGA Societe Generale Acceptance N.V.	HSI R Bull CBBC May10L	0.2500	20,600 per 15,000 units	21,200 per 15,000 units	2010/05/28	300,000,000	2009/11/06
68138	SGA Societe Generale Acceptance N.V.	HSI R Bear CBBC Mar10Q	0.2500	22,100 per 12,000 units	21,500 per 12,000 units	2010/03/30	300,000,000	2009/11/06
68137	SGA Societe Generale Acceptance N.V.	HSI R Bear CBBC Mar10R	0.2500	22,000 per 15,000 units	21,400 per 15,000 units	2010/03/30	300,000,000	2009/11/06
68136	SGA Societe Generale Acceptance N.V.	HSI R Bear CBBC Mar10S	0.2500	21,900 per 10,000 units	21,300 per 10,000 units	2010/03/30	300,000,000	2009/11/06
68140	SGA Societe Generale Acceptance N.V.	HSI R Bear CBBC Mar10T	0.2500	22,300 per 15,000 units	21,700 per 15,000 units	2010/03/30	300,000,000	2009/11/06
68139	SGA Societe Generale Acceptance N.V.	HSI R Bear CBBC Mar10U	0.2500	22,200 per 10,000 units	21,600 per 10,000 units	2010/03/30	300,000,000	2009/11/06
68141	SGA Societe Generale Acceptance N.V.	HSI R Bear CBBC Mar10Z	0.2500	22,400 per 12,000 units	21,800 per 12,000 units	2010/03/30	300,000,000	2009/11/06
68142	SGA Societe Generale Acceptance N.V.	HSI R Bear CBBC May10D	0.2500	23,000 per 35,000 units	22,400 per 35,000 units	2010/05/28	500,000,000	2009/11/06
68143	SGA Societe Generale Acceptance N.V.	HSI R Bear CBBC May10Y	0.2500	23,200 per 25,000 units	22,600 per 25,000 units	2010/05/28	500,000,000	2009/11/06
68170	UBS AG	CM Bank R Bear CBBC Mar 2010 A	0.6200	26.8800	24.8800	2010/03/15	100,000,000	2009/11/06
68166	UBS AG	HSI R Bull CBBC Feb 2010 N	0.2500	20,800 per 10,000 units	21,300 per 10,000 units	2010/02/25	300,000,000	2009/11/06
68168	UBS AG	HSI R Bull CBBC Apr 2010 I	0.2500	21,400 per 10,000 units	21,900 per 10,000 units	2010/04/29	300,000,000	2009/11/06
68167	UBS AG	HSI R Bull CBBC Apr 2010 Q	0.2500	21,100 per 12,000 units	21,600 per 12,000 units	2010/04/29	300,000,000	2009/11/06
68169	UBS AG	HSI R Bull CBBC Jun 2010 L	0.2500	21,000 per 20,000 units	21,500 per 20,000 units	2010/06/29	300,000,000	2009/11/06
68152	UBS AG	HSI R Bear CBBC Apr 2010 B	0.2500	21,900 per 12,000 units	21,400 per 12,000 units	2010/04/29	300,000,000	2009/11/06
68153	UBS AG	HSI R Bear CBBC Apr 2010 F	0.2500	22,100 per 12,000 units	21,600 per 12,000 units	2010/04/29	300,000,000	2009/11/06
68154	UBS AG	HSI R Bear CBBC Apr 2010 Y	0.2500	22,400 per 10,000 units	21,900 per 10,000 units	2010/04/29	300,000,000	2009/11/06
68155	UBS AG	HSI R Bear CBBC May 2010 Q	0.2500	22,000 per 20,000 units	21,500 per 20,000 units	2010/05/28	300,000,000	2009/11/06
68197	Credit Suisse	China Mobile R Bear CBBC Mar 2010 B	0.2500	81 per 100 units	76 per 100 units	2010/03/29	100,000,000	2009/11/09
68186	Credit Suisse	HSI R Bull CBBC Mar 2010 I	0.2500	21,000 per 15,000 units	21,500 per 15,000 units	2010/03/30	210,000,000	2009/11/09
68196	Credit Suisse	HSI R Bull CBBC Apr 2010 M	0.2500	19,200 per 15,000 units	19,700 per 15,000 units	2010/04/29	210,000,000	2009/11/09
68192	Credit Suisse	HSI R Bear CBBC Mar 2010 H	0.2500	22,000 per 15,000 units	21,500 per 15,000 units	2010/03/30	210,000,000	2009/11/09
68200	Credit Suisse	HSI R Bear CBBC Apr 2010 N	0.2500	22,500 per 10,000 units	22,000 per 10,000 units	2010/04/29	200,000,000	2009/11/09
68201	Credit Suisse	HSI R Bear CBBC Apr 2010 O	0.2500	23,100 per 10,000 units	22,600 per 10,000 units	2010/04/29	200,000,000	2009/11/09
68202	Deutsche Bank AG	China Life R Bull CBBC Mar 2010 J	0.2700	35.1800	36.1800	2010/03/15	150,000,000	2009/11/09



## Newly listed callable bull/bear contracts (continued)

Code	Issuer	Name of issue	Issue prices (HK\$)	Strike price (HKD) / Strike level per 10 units	Call price (HKD) / Call level per 10 units	Expiry date	No. of issue (units)	Listing date
68187	Deutsche Bank AG	HSI R Bull CBBC Mar 2010 W	0.2500	20,400 per 12,000 units	20,900 per 12,000 units	2010/03/30	300,000,000	2009/11/09
68179	Deutsche Bank AG	HSI R Bull CBBC Apr 2010 W	0.2500	21,000 per 12,000 units	21,500 per 12,000 units	2010/04/29	300,000,000	2009/11/09
68199	Deutsche Bank AG	HSI R Bear CBBC Mar 2010 J	0.2800	22,900 per 10,000 units	22,300 per 10,000 units	2010/03/30	300,000,000	2009/11/09
68198	Deutsche Bank AG	HSI R Bear CBBC Mar 2010 O	0.2500	22,600 per 10,000 units	22,000 per 10,000 units	2010/03/30	300,000,000	2009/11/09
68194	KBC Fin Products Int'l Ltd.	Angang Steel R Bull CBBC Mar10B	0.3900	11.6800	13.2800	2010/03/15	30,000,000	2009/11/09
68195	KBC Fin Products Int'l Ltd.	Angang Steel R Bull CBBC Mar10C	0.3400	12.4800	14.0800	2010/03/01	30,000,000	2009/11/09
68190	KBC Fin Products Int'l Ltd.	HSI R Bear CBBC Feb 2010 T	0.2500	21,900 per 10,000 units	21,400 per 10,000 units	2010/02/25	208,000,000	2009/11/09
68191	KBC Fin Products Int'l Ltd.	HSI R Bear CBBC Apr 2010 F	0.2500	22,100 per 15,000 units	21,600 per 15,000 units	2010/04/29	308,000,000	2009/11/09
68177	SGA Societe Generale Acceptance N.V.	CTel R Bear CBBC Mar10A	0.2500	4.3000	4.0000	2010/03/10	150,000,000	2009/11/09
68178	SGA Societe Generale Acceptance N.V.	ICBC R Bull CBBC Apr10A	0.2500	5.3000	5.7000	2010/04/28	300,000,000	2009/11/09
68183	UBS AG	China Mobile R Bull CBBC Feb 2010 C	0.2500	68.88 per 100 units	72.88 per 100 units	2010/02/22	200,000,000	2009/11/09
68193	UBS AG	China Life R Bull CBBC Feb 2010 X	0.2500	35.8800	36.8800	2010/02/22	200,000,000	2009/11/09
68182	UBS AG	China Life R Bull CBBC Feb 2010 Z	0.2500	34.8800	35.8800	2010/02/22	200,000,000	2009/11/09
68189	UBS AG	China Life R Bear CBBC Feb 2010 Y	0.2500	37.8800	36.8800	2010/02/22	200,000,000	2009/11/09
68184	UBS AG	CNOOC R Bull CBBC Feb 2010 P	0.2500	11.0800	11.8800	2010/02/22	100,000,000	2009/11/09
68188	UBS AG	A50 China R Bear CBBC Feb 2010 Z	0.2500	15.3800	14.8800	2010/02/22	200,000,000	2009/11/09
68185	UBS AG	R&F R Bull CBBC Feb 2010 F	0.2500	12.8800	14.3800	2010/02/22	100,000,000	2009/11/09
68180	UBS AG	HSI R Bull CBBC Feb 2010 K	0.2500	20,900 per 12,000 units	21,400 per 12,000 units	2010/02/25	300,000,000	2009/11/09
68181	UBS AG	HSI R Bull CBBC Jun 2010 M	0.2500	20,800 per 38,000 units	21,300 per 38,000 units	2010/06/29	400,000,000	2009/11/09
68209	BNP Paribas Arbit Issu B.V.	HSI R Bull CBBC Apr 2010 P	0.2500	20,000 per 12,000 units	20,500 per 12,000 units	2010/04/29	300,000,000	2009/11/10
68205	BNP Paribas Arbit Issu B.V.	HSI R Bear CBBC May 2010 E	0.2500	22,400 per 10,000 units	21,800 per 10,000 units	2010/05/28	300,000,000	2009/11/10
68208	Credit Suisse	A50 China R Bull CBBC Mar 2010 D	0.2500	13.9000	14.5000	2010/03/29	100,000,000	2009/11/10
68206	Credit Suisse	HSI R Bull CBBC Mar 2010 C	0.2500	20,800 per 15,000 units	21,300 per 15,000 units	2010/03/30	210,000,000	2009/11/10
68210	Credit Suisse	HSI R Bear CBBC Mar 2010 X	0.2500	22,200 per 15,000 units	21,700 per 15,000 units	2010/03/30	210,000,000	2009/11/10
68211	KBC Fin Products Int'l Ltd.	Ch Mobile R Bear CBBC Mar10A	0.2500	79 per 100 units	74 per 100 units	2010/03/01	208,000,000	2009/11/10
68212	KBC Fin Products Int'l Ltd.	Ch Mobile R Bear CBBC Mar10B	0.2700	83 per 100 units	78 per 100 units	2010/03/08	208,000,000	2009/11/10
68213	KBC Fin Products Int'l Ltd.	HKEs R Bear CBBC Feb 2010 D	0.2500	153.88 per 100 units	146.88 per 100 units	2010/02/12	188,000,000	2009/11/10
68207	UBS AG	A50 China R Bull CBBC Feb 2010 D	0.2500	14.3800	14.8800	2010/02/22	200,000,000	2009/11/10
68203	UBS AG	HSCEI R Bear CBBC Feb 2010 O	0.2500	13,800 per 20,000 units	13,300 per 20,000 units	2010/02/25	200,000,000	2009/11/10
68204	UBS AG	TCH R Bear CBBC Feb 2010 D	0.2500	156.88 per 100 units	148.88 per 100 units	2010/02/22	100,000,000	2009/11/10
68222	BNP Paribas Arbit Issu B.V.	HSI R Bull CBBC May 2010 F	0.2500	20,700 per 12,000 units	21,200 per 12,000 units	2010/05/28	300,000,000	2009/11/11
68223	Credit Suisse	A50 China R Bull CBBC Mar 2010 E	0.2500	13.4000	14.0000	2010/03/29	100,000,000	2009/11/11
68224	Deutsche Bank AG	A50 China R Bull CBBC May 2010 A	0.2500	13.5800	14.1800	2010/05/17	150,000,000	2009/11/11
68218	Deutsche Bank AG	HSI R Bear CBBC May 2010 J	0.2500	22,200 per 15,000 units	21,600 per 15,000 units	2010/05/28	300,000,000	2009/11/11
68214	HK Bank	HSI R Bull CBBC Jul 2010 D	0.2500	19,400 per 12,000 units	19,888 per 12,000 units	2010/07/29	160,000,000	2009/11/11
68215	HK Bank	HSI R Bull CBBC Jul 2010 E	0.2500	19,900 per 10,000 units	20,388 per 10,000 units	2010/07/29	160,000,000	2009/11/11
68216	HK Bank	HSI R Bear CBBC Jul 2010 F	0.2500	23,100 per 12,000 units	22,628 per 12,000 units	2010/07/29	160,000,000	2009/11/11
68217	HK Bank	HSI R Bear CBBC Jul 2010 G	0.2500	24,100 per 14,000 units	23,628 per 14,000 units	2010/07/29	160,000,000	2009/11/11
68220	UBS AG	CHALCO R Bear CBBC Feb 2010 S	0.2500	10.3800	9.3800	2010/02/22	100,000,000	2009/11/11
68219	UBS AG	Angang Steel R Bull CBBC Feb 2010 C	0.2500	11.8800	12.8800	2010/02/22	100,000,000	2009/11/11
68221	UBS AG	R&F R Bear CBBC Feb 2010 G	0.3250	17.8800	16.3800	2010/02/22	100,000,000	2009/11/11
68229	Credit Suisse	HSI R Bull CBBC Apr 2010 P	0.2500	20,900 per 10,000 units	21,400 per 10,000 units	2010/04/29	200,000,000	2009/11/12
68227	Deutsche Bank AG	HSI R Bull CBBC Mar 2010 S	0.2500	21,100 per 12,000 units	21,600 per 12,000 units	2010/03/30	300,000,000	2009/11/12

## Newly listed callable bull/bear contracts (continued)

Code	Issuer	Name of issue	Issue prices (HK\$)	Strike price (HKD) / Strike level per 10 units	Call price (HKD) / Call level per 10 units	Expiry date	No. of issue (units)	Listing date
68228	Deutsche Bank AG	HSI R Bull CBBC May 2010 K	0.2700	20,500 per 12,000 units	21,000 per 12,000 units	2010/05/28	300,000,000	2009/11/12
68230	Deutsche Bank AG	HSI R Bear CBBC Mar 2010 V	0.2500	22,000 per 12,000 units	21,500 per 12,000 units	2010/03/30	300,000,000	2009/11/12
68232	UBS AG	Angang Steel R Bear CBBC Feb 2010 D	0.3000	16.8800	15.8800	2010/02/22	100,000,000	2009/11/12
68231	UBS AG	CUni R Bull CBBC Feb 2010 H	0.2500	8.8800	9.8800	2010/02/22	100,000,000	2009/11/12
68225	UBS AG	CM Bank R Bull CBBC Feb 2010 H	0.3550	17.8800	19.8800	2010/02/22	100,000,000	2009/11/12
68233	UBS AG	CM Bank R Bear CBBC Mar 2010 B	0.6100	27.8800	25.8800	2010/03/15	100,000,000	2009/11/12
68226	UBS AG	HSI R Bull CBBC Feb 2010 L	0.2500	21,000 per 10,000 units	21,500 per 10,000 units	2010/02/25	300,000,000	2009/11/12
68234	UBS AG	HSI R Bear CBBC Feb 2010 A	0.2500	22,000 per 10,000 units	21,500 per 10,000 units	2010/02/25	300,000,000	2009/11/12
68254	ABN AMRO Bank N.V.	A50 China R Bull CBBC Feb 2010 D	0.2500	13.8300	14.2800	2010/02/25	80,000,000	2009/11/13
68255	BNP Paribas Arbit Issu B.V.	HSI R Bull CBBC Apr 2010 Q	0.2500	21,000 per 12,000 units	21,500 per 12,000 units	2010/04/29	300,000,000	2009/11/13
68256	BNP Paribas Arbit Issu B.V.	HSI R Bull CBBC Apr 2010 R	0.2500	21,300 per 15,000 units	21,800 per 15,000 units	2010/04/29	300,000,000	2009/11/13
68246	Credit Suisse	HKEx R Bull CBBC May 2010 B	0.4600	94 per 100 units	100 per 100 units	2010/05/24	100,000,000	2009/11/13
68244	Credit Suisse	HSI R Bull CBBC Apr 2010 R	0.2500	21,300 per 10,000 units	21,800 per 10,000 units	2010/04/29	200,000,000	2009/11/13
68236	Credit Suisse	HSI R Bear CBBC Apr 2010 Q	0.2500	22,100 per 10,000 units	21,600 per 10,000 units	2010/04/29	200,000,000	2009/11/13
68248	Credit Suisse	HSI R Bear CBBC Apr 2010 S	0.2500	22,400 per 15,000 units	21,900 per 15,000 units	2010/04/29	210,000,000	2009/11/13
68241	Deutsche Bank AG	HSI R Bull CBBC Apr 2010 K	0.2600	20,800 per 10,000 units	21,400 per 10,000 units	2010/04/29	300,000,000	2009/11/13
68245	Deutsche Bank AG	HSI R Bear CBBC Apr 2010 J	0.2500	22,400 per 12,000 units	21,900 per 12,000 units	2010/04/29	300,000,000	2009/11/13
68235	Deutsche Bank AG	HSI R Bear CBBC Apr 2010 O	0.2500	22,200 per 12,000 units	21,700 per 12,000 units	2010/04/29	300,000,000	2009/11/13
68251	KBC Fin Products Int'l Ltd.	HSI R Bull CBBC Feb 2010 O	0.2500	21,100 per 12,000 units	21,600 per 12,000 units	2010/02/25	248,000,000	2009/11/13
68252	KBC Fin Products Int'l Ltd.	HSI R Bull CBBC Feb 2010 Q	0.2500	21,300 per 10,000 units	21,800 per 10,000 units	2010/02/25	208,000,000	2009/11/13
68253	KBC Fin Products Int'l Ltd.	HSI R Bull CBBC Mar 2010 L	0.2500	20,900 per 12,000 units	21,400 per 12,000 units	2010/03/30	248,000,000	2009/11/13
68242	SGA Societe Generale Acceptance N.V.	HSI R Bull CBBC Apr10T	0.2500	21,200 per 15,000 units	21,800 per 15,000 units	2010/04/29	300,000,000	2009/11/13
68243	SGA Societe Generale Acceptance N.V.	HSI R Bear CBBC Mar10G	0.2500	22,400 per 10,000 units	21,900 per 10,000 units	2010/03/30	300,000,000	2009/11/13
68247	UBS AG	HKEx R Bull CBBC Feb 2010 R	0.2500	132.88 per 100 units	138.88 per 100 units	2010/02/22	200,000,000	2009/11/13
68240	UBS AG	HKEx R Bear CBBC Feb 2010 O	0.2500	144.88 per 100 units	138.88 per 100 units	2010/02/22	200,000,000	2009/11/13
68250	UBS AG	HSI R Bull CBBC Mar 2010 K	0.2500	21,300 per 12,000 units	21,800 per 12,000 units	2010/03/30	300,000,000	2009/11/13
68237	UBS AG	HSI R Bear CBBC Mar 2010 H	0.2500	22,400 per 10,000 units	21,900 per 10,000 units	2010/03/30	300,000,000	2009/11/13
68238	UBS AG	HSI R Bear CBBC Apr 2010 Y	0.2500	22,100 per 12,000 units	21,600 per 12,000 units	2010/04/29	300,000,000	2009/11/13
68239	UBS AG	HSI R Bear CBBC May 2010 W	0.2500	22,000 per 20,000 units	21,500 per 20,000 units	2010/05/28	300,000,000	2009/11/13
68249	UBS AG	TCH R Bull CBBC Feb 2010 E	0.2500	125.88 per 100 units	133.88 per 100 units	2010/02/22	100,000,000	2009/11/13
68297	ABN AMRO Bank N.V.	HSI R Bull CBBC Feb 2010 J	0.2500	20,900 per 13,000 units	21,400 per 13,000 units	2010/02/25	250,000,000	2009/11/16
68298	ABN AMRO Bank N.V.	HSI R Bull CBBC Feb 2010 L	0.2500	21,200 per 13,000 units	21,700 per 13,000 units	2010/02/25	250,000,000	2009/11/16
68299	BNP Paribas Arbit Issu B.V.	HSI R Bull CBBC Apr 2010 S	0.2500	21,000 per 10,000 units	21,500 per 10,000 units	2010/04/29	300,000,000	2009/11/16
68300	BNP Paribas Arbit Issu B.V.	HSI R Bull CBBC Apr 2010 T	0.2500	21,200 per 12,000 units	21,800 per 12,000 units	2010/04/29	300,000,000	2009/11/16
68291	Credit Suisse AG	China Life R Bull CBBC May 2010 B	0.2750	35.8000	37.0000	2010/05/24	100,000,000	2009/11/16
68289	Credit Suisse AG	HSI R Bull CBBC Apr 2010 U	0.2500	21,200 per 15,000 units	21,700 per 15,000 units	2010/04/29	210,000,000	2009/11/16
68290	Credit Suisse AG	HSI R Bull CBBC Apr 2010 V	0.2500	21,700 per 10,000 units	22,200 per 10,000 units	2010/04/29	200,000,000	2009/11/16
68273	Credit Suisse AG	HSI R Bear CBBC Apr 2010 T	0.2500	22,500 per 10,000 units	22,000 per 10,000 units	2010/04/29	200,000,000	2009/11/16
68278	Deutsche Bank AG	China Life R Bull CBBC Mar 2010 K	0.3200	36.1800	37.1800	2010/03/29	150,000,000	2009/11/16
68292	Deutsche Bank AG	HSI R Bull CBBC Mar 2010 O	0.2500	21,700 per 12,000 units	22,200 per 12,000 units	2010/03/30	300,000,000	2009/11/16
68276	Deutsche Bank AG	HSI R Bull CBBC Apr 2010 B	0.2700	21,300 per 12,000 units	21,800 per 12,000 units	2010/04/29	300,000,000	2009/11/16
68277	Deutsche Bank AG	HSI R Bull CBBC Apr 2010 I	0.2500	21,500 per 12,000 units	22,000 per 12,000 units	2010/04/29	300,000,000	2009/11/16
68268	Deutsche Bank AG	HSI R Bear CBBC Mar 2010 R	0.2500	22,500 per 12,000 units	22,000 per 12,000 units	2010/03/30	300,000,000	2009/11/16

## Newly listed callable bull/bear contracts (continued)

Code	Issuer	Name of issue	Issue prices (HK\$)	Strike price (HKD) / Strike level per 10 units	Call price (HKD) / Call level per 10 units	Expiry date	No. of issue (units)	Listing date
68279	Deutsche Bank AG	TCH R Bull CBBC Mar 2010 A	0.2800	123 per 100 units	130 per 100 units	2010/03/08	150,000,000	2009/11/16
68280	Deutsche Bank AG	TCH R Bull CBBC Mar 2010 B	0.2500	128 per 100 units	135 per 100 units	2010/03/08	150,000,000	2009/11/16
68301	Goldman Sachs SP (Asia)	HSI R Bull CBBC Mar 2010 J	0.2500	21,300 per 20,000 units	21,800 per 20,000 units	2010/03/30	200,000,000	2009/11/16
68302	Goldman Sachs SP (Asia)	HSI R Bull CBBC Mar 2010 Q	0.2500	21,500 per 10,000 units	22,000 per 10,000 units	2010/03/30	200,000,000	2009/11/16
68295	KBC Fin Products Int'l Ltd.	A50 China R Bull CBBC Feb 10 E	0.2600	13.8800	14.4800	2010/02/23	188,000,000	2009/11/16
68296	KBC Fin Products Int'l Ltd.	A50 China R Bull CBBC Mar 10 B	0.2500	14.3800	14.9800	2010/03/10	188,000,000	2009/11/16
68293	KBC Fin Products Int'l Ltd.	HSI R Bull CBBC Feb 2010 W	0.2500	21,600 per 10,000 units	22,200 per 10,000 units	2010/02/25	208,000,000	2009/11/16
68294	KBC Fin Products Int'l Ltd.	HSI R Bull CBBC Mar 2010 O	0.2700	21,500 per 12,000 units	22,000 per 12,000 units	2010/03/30	248,000,000	2009/11/16
68272	KBC Fin Products Int'l Ltd.	HSI R Bear CBBC Mar 2010 M	0.2500	22,600 per 10,000 units	22,100 per 10,000 units	2010/03/30	208,000,000	2009/11/16
68264	CC Rabobank B.A.	HSI R Bull CBBC May 2010 N	0.2500	20,700 per 15,000 units	21,200 per 15,000 units	2010/05/28	200,000,000	2009/11/16
68265	CC Rabobank B.A.	HSI R Bull CBBC May 2010 O	0.2500	20,900 per 15,000 units	21,400 per 15,000 units	2010/05/28	200,000,000	2009/11/16
68266	CC Rabobank B.A.	HSI R Bull CBBC May 2010 P	0.2500	21,100 per 15,000 units	21,600 per 15,000 units	2010/05/28	200,000,000	2009/11/16
68267	CC Rabobank B.A.	HSI R Bull CBBC May 2010 Q	0.2500	21,300 per 15,000 units	21,800 per 15,000 units	2010/05/28	200,000,000	2009/11/16
68271	CC Rabobank B.A.	HSI R Bear CBBC May 2010 R	0.2500	22,500 per 15,000 units	22,000 per 15,000 units	2010/05/28	200,000,000	2009/11/16
68262	SGA Societe Generale Acceptance N.V.	CMob R Bear CBBC Mar10A	0.2500	82 per 100 units	78 per 100 units	2010/03/10	300,000,000	2009/11/16
68260	SGA Societe Generale Acceptance N.V.	CCHC R Bear CBBC Mar10B	0.2500	12.0000	11.0000	2010/03/10	100,000,000	2009/11/16
68258	SGA Societe Generale Acceptance N.V.	CLife R Bull CBBC Mar10D	0.4000	33.5000	35.0000	2010/03/10	100,000,000	2009/11/16
68259	SGA Societe Generale Acceptance N.V.	CLife R Bull CBBC Mar10E	0.3000	34.5000	36.0000	2010/03/10	100,000,000	2009/11/16
68261	SGA Societe Generale Acceptance N.V.	CMB R Bear CBBC Mar10A	0.3800	25.6000	24.0000	2010/03/10	100,000,000	2009/11/16
68257	SGA Societe Generale Acceptance N.V.	A50 R Bull CBBC Mar10B	0.2500	13.3000	14.0000	2010/03/10	150,000,000	2009/11/16
68274	SGA Societe Generale Acceptance N.V.	HSI R Bull CBBC Apr10R	0.2500	21,400 per 10,000 units	21,900 per 10,000 units	2010/04/29	300,000,000	2009/11/16
68275	SGA Societe Generale Acceptance N.V.	HSI R Bull CBBC Apr10S	0.2500	21,500 per 12,000 units	22,000 per 12,000 units	2010/04/29	300,000,000	2009/11/16
68263	SGA Societe Generale Acceptance N.V.	TCH R Bear CBBC Mar10E	0.2500	163 per 100 units	149 per 100 units	2010/03/10	100,000,000	2009/11/16
68281	UBS AG	China Life R Bull CBBC Feb 2010 E	0.2500	36.8800	37.8800	2010/02/22	200,000,000	2009/11/16
68270	UBS AG	China Life R Bear CBBC Feb 2010 D	0.2500	38.8800	37.8800	2010/02/22	200,000,000	2009/11/16
68282	UBS AG	China Shenhua R Bull CBBC Feb 2010 G	0.2500	31.88 per 100 units	33.88 per 100 units	2010/02/22	100,000,000	2009/11/16
68286	UBS AG	China Shenhua R Bear CBBC Mar 2010 A	0.2500	51.38 per 100 units	48.88 per 100 units	2010/03/08	100,000,000	2009/11/16
68287	UBS AG	HSBC R Bear CBBC Feb 2010 X	0.2500	93.88 per 100 units	88.88 per 100 units	2010/02/22	200,000,000	2009/11/16
68283	UBS AG	HSI R Bull CBBC Feb 2010 B	0.2500	21,500 per 10,000 units	22,000 per 10,000 units	2010/02/25	300,000,000	2009/11/16
68288	UBS AG	HSI R Bull CBBC Feb 2010 Y	0.2500	21,700 per 12,000 units	22,200 per 12,000 units	2010/02/25	300,000,000	2009/11/16
68284	UBS AG	HSI R Bull CBBC Mar 2010 Q	0.2500	21,200 per 10,000 units	21,700 per 10,000 units	2010/03/30	300,000,000	2009/11/16
68285	UBS AG	HSI R Bull CBBC May 2010 Q	0.2500	21,300 per 38,000 units	21,800 per 38,000 units	2010/05/28	400,000,000	2009/11/16
68269	UBS AG	HSI R Bear CBBC Feb 2010 U	0.2500	22,500 per 10,000 units	22,000 per 10,000 units	2010/02/25	300,000,000	2009/11/16
68164*	SGA Societe Generale Acceptance N.V.	HSI R Bull CBBC Apr10X	0.1260	21,100 per 12,000 units	21,700 per 12,000 units	2010/04/29	300,000,000	2009/11/16
68320	Credit Suisse AG	China Life R Bear CBBC May 2010 C	0.2500	50 per 100 units	48.80 per 100 units	2010/05/24	100,000,000	2009/11/17
68321	Credit Suisse AG	HSI R Bull CBBC Apr 2010 X	0.2500	21,400 per 15,000 units	21,900 per 15,000 units	2010/04/29	210,000,000	2009/11/17
68322	Credit Suisse AG	HSI R Bull CBBC Apr 2010 Y	0.2500	21,800 per 15,000 units	22,300 per 15,000 units	2010/04/29	210,000,000	2009/11/17
68309	Credit Suisse AG	HSI R Bear CBBC Apr 2010 W	0.2500	22,800 per 15,000 units	22,300 per 15,000 units	2010/04/29	210,000,000	2009/11/17
68323	Credit Suisse AG	HSI R Bear CBBC Jun 2010 A	0.2500	25,600 per 15,000 units	25,100 per 15,000 units	2010/06/29	210,000,000	2009/11/17
68324	Credit Suisse AG	HSI R Bear CBBC Jun 2010 B	0.2650	26,200 per 15,000 units	25,700 per 15,000 units	2010/06/29	210,000,000	2009/11/17
68325	Credit Suisse AG	HSI R Bear CBBC Jun 2010 C	0.3300	27,200 per 15,000 units	26,700 per 15,000 units	2010/06/29	210,000,000	2009/11/17
68326	Credit Suisse AG	HSI R Bear CBBC Jun 2010 D	0.5300	27,500 per 10,000 units	27,000 per 10,000 units	2010/06/29	200,000,000	2009/11/17
68311	Deutsche Bank AG	HSI R Bull CBBC Mar 2010 N	0.3200	21,300 per 10,000 units	21,900 per 10,000 units	2010/03/30	300,000,000	2009/11/17

## Newly listed callable bull/bear contracts (continued)

Code	Issuer	Name of issue	Issue prices (HK\$)	Strike price (HKD) / Strike level per 10 units	Call price (HKD) / Call level per 10 units	Expiry date	No. of issue (units)	Listing date
68310	Deutsche Bank AG	HSI R Bull CBBC Apr 2010 G	0.2500	21,888 per 12,000 units	22,388 per 12,000 units	2010/04/29	300,000,000	2009/11/17
68308	Deutsche Bank AG	HSI R Bear CBBC Mar 2010 H	0.2500	22,800 per 12,000 units	22,300 per 12,000 units	2010/03/30	300,000,000	2009/11/17
68314	Deutsche Bank AG	HSI R Bear CBBC Apr 2010 D	0.2600	23,000 per 12,000 units	22,500 per 12,000 units	2010/04/29	300,000,000	2009/11/17
68330	Goldman Sachs SP (Asia)	HSI R Bull CBBC Mar 2010 T	0.2500	21,700 per 15,000 units	22,200 per 15,000 units	2010/03/30	200,000,000	2009/11/17
68303	HK Bank	HSI R Bull CBBC Jul 2010 H	0.2500	20,800 per 12,000 units	21,288 per 12,000 units	2010/07/29	160,000,000	2009/11/17
68304	HK Bank	HSI R Bull CBBC Jul 2010 I	0.2500	21,400 per 10,000 units	21,888 per 10,000 units	2010/07/29	160,000,000	2009/11/17
68328	KBC Fin Products Int'l Ltd.	China Shenhua R Bull CBBC Feb10B	0.2500	32.08 per 100 units	34.08 per 100 units	2010/02/25	100,000,000	2009/11/17
68329	KBC Fin Products Int'l Ltd.	HSI R Bear CBBC Mar 2010 H	0.2500	22,800 per 10,000 units	22,300 per 10,000 units	2010/03/30	208,000,000	2009/11/17
68305	UBS AG	China Life R Bear CBBC Feb 2010 S	0.2500	39.8800	38.8800	2010/02/22	200,000,000	2009/11/17
68312	UBS AG	China Life R Bear CBBC Mar 2010 C	0.9300	47.8800	46.8800	2010/03/15	100,000,000	2009/11/17
68315	UBS AG	HSBC R Bull CBBC Feb 2010 Y	0.2500	83.88 per 100 units	88.88 per 100 units	2010/02/22	200,000,000	2009/11/17
68317	UBS AG	HSCEI R Bull CBBC Mar 2010 U	0.2500	12,500 per 20,000 units	13,000 per 20,000 units	2010/03/30	100,000,000	2009/11/17
68318	UBS AG	HSI R Bull CBBC Mar 2010 W	0.2500	21,800 per 10,000 units	22,300 per 10,000 units	2010/03/30	300,000,000	2009/11/17
68319	UBS AG	HSI R Bull CBBC Apr 2010 I	0.2500	21,500 per 20,000 units	22,000 per 20,000 units	2010/04/29	300,000,000	2009/11/17
68306	UBS AG	HSI R Bear CBBC Feb 2010 X	0.2500	23,000 per 10,000 units	22,500 per 10,000 units	2010/02/25	300,000,000	2009/11/17
68307	UBS AG	HSI R Bear CBBC Mar 2010 X	0.2500	22,800 per 10,000 units	22,300 per 10,000 units	2010/03/30	300,000,000	2009/11/17
68316	UBS AG	Ping An R Bull CBBC Feb 2010 L	0.2500	62.88 per 100 units	68.88 per 100 units	2010/02/22	100,000,000	2009/11/17
68313	UBS AG	Ping An R Bear CBBC Mar 2010 A	0.2500	94.88 per 100 units	88.88 per 100 units	2010/03/08	100,000,000	2009/11/17
68327	UBS AG	TCH R Bull CBBC Feb 2010 F	0.2500	130.88 per 100 units	138.88 per 100 units	2010/02/22	100,000,000	2009/11/17
67070 <sup>4</sup>	Credit Suisse	China Mobile R Bull CBBC Feb 2010 A	0.1000	65 per 100 units	70 per 100 units	2010/02/08	100,000,000	2009/11/17
68368	ABN AMRO Bank N.V.	China Shenhua R Bull CBBC Feb 2010 A	0.2500	32.88 per 100 units	34.88 per 100 units	2010/02/25	80,000,000	2009/11/18
68358	ABN AMRO Bank N.V.	R&F R Bull CBBC Feb 2010 A	0.2500	12.6800	13.6800	2010/02/25	80,000,000	2009/11/18
68362	ABN AMRO Bank N.V.	R&F R Bear CBBC Feb 2010 B	0.3350	17.9800	16.9800	2010/02/25	80,000,000	2009/11/18
68360	ABN AMRO Bank N.V.	HSI R Bull CBBC Feb 2010 I	0.2500	21,800 per 13,000 units	22,300 per 13,000 units	2010/02/25	250,000,000	2009/11/18
68359	ABN AMRO Bank N.V.	HSI R Bull CBBC Feb 2010 N	0.2500	21,500 per 13,000 units	22,000 per 13,000 units	2010/02/25	250,000,000	2009/11/18
68366	ABN AMRO Bank N.V.	Jiangxi Copper R Bull CBBC Feb 2010 A	0.3860	14.8800	15.9800	2010/02/25	80,000,000	2009/11/18
68367	ABN AMRO Bank N.V.	Jiangxi Copper R Bull CBBC Feb 2010 B	0.2760	15.9800	17.0800	2010/02/25	80,000,000	2009/11/18
68371	ABN AMRO Bank N.V.	Jiangxi Copper R Bear CBBC Feb 2010 C	0.2500	20.8800	19.7800	2010/02/25	80,000,000	2009/11/18
68365	ABN AMRO Bank N.V.	SHK Ppt R Bull CBBC Feb 2010 A	0.2500	99.88 per 100 units	106.88 per 100 units	2010/02/25	80,000,000	2009/11/18
68369	ABN AMRO Bank N.V.	SHK Ppt R Bear CBBC Feb 2010 B	0.2500	129.88 per 100 units	122.88 per 100 units	2010/02/25	80,000,000	2009/11/18
68370	ABN AMRO Bank N.V.	SHK Ppt R Bear CBBC Feb 2010 C	0.2690	139.88 per 100 units	132.88 per 100 units	2010/02/25	80,000,000	2009/11/18
68347	BOCI Asia Ltd.	HSI R Bull CBBC Feb 2010 D	0.2500	20,700 per 11,000 units	21,200 per 11,000 units	2010/02/25	200,000,000	2009/11/18
68351	BOCI Asia Ltd.	HSI R Bear CBBC Feb 2010 E	0.2500	23,300 per 10,000 units	22,800 per 10,000 units	2010/02/25	200,000,000	2009/11/18
68352	BOCI Asia Ltd.	HSI R Bear CBBC Feb 2010 F	0.2500	24,300 per 12,000 units	23,800 per 12,000 units	2010/02/25	200,000,000	2009/11/18
68346	BNP Paribas Arbit Issu B.V.	HSI R Bull CBBC Apr 2010 U	0.2500	21,500 per 12,000 units	22,000 per 12,000 units	2010/04/29	300,000,000	2009/11/18
68386	BNP Paribas Arbit Issu B.V.	HSI R Bull CBBC Apr 2010 V	0.2500	21,700 per 12,000 units	22,200 per 12,000 units	2010/04/29	300,000,000	2009/11/18
68387	BNP Paribas Arbit Issu B.V.	HSI R Bull CBBC Apr 2010 W	0.2500	22,000 per 12,000 units	22,500 per 12,000 units	2010/04/29	300,000,000	2009/11/18
68374	Credit Suisse AG	HSBC R Bull CBBC Apr 2010 A	0.2500	85 per 100 units	90 per 100 units	2010/04/26	100,000,000	2009/11/18
68373	Credit Suisse AG	HSI R Bull CBBC Apr 2010 K	0.2500	22,100 per 15,000 units	22,600 per 15,000 units	2010/04/29	210,000,000	2009/11/18
68372	Credit Suisse AG	HSI R Bull CBBC Apr 2010 N	0.2500	21,500 per 10,000 units	22,000 per 10,000 units	2010/04/29	200,000,000	2009/11/18
68348	Credit Suisse AG	HSI R Bear CBBC Apr 2010 Z	0.2500	22,900 per 10,000 units	22,400 per 10,000 units	2010/04/29	200,000,000	2009/11/18
68388	Deutsche Bank AG	China Mobile R Bull CBBC Apr 2010 C	0.2500	69 per 100 units	75 per 100 units	2010/04/19	150,000,000	2009/11/18
68353	Deutsche Bank AG	CC Bank R Bull CBBC Apr 2010 B	0.2500	5.8800	6.6800	2010/04/19	150,000,000	2009/11/18

## Newly listed callable bull/bear contracts (continued)

Code	Issuer	Name of issue	Issue prices (HK\$)	Strike price (HKD) / Strike level per 10 units	Call price (HKD) / Call level per 10 units	Expiry date	No. of issue (units)	Listing date
68354	Deutsche Bank AG	CNOOC R Bear CBBC Apr 2010 G	0.3900	15.4800	14.6800	2010/04/19	150,000,000	2009/11/18
68349	Deutsche Bank AG	HSI R Bull CBBC May 2010 M	0.2700	21,200 per 12,000 units	21,700 per 12,000 units	2010/05/28	300,000,000	2009/11/18
68350	Deutsche Bank AG	HSI R Bull CBBC May 2010 N	0.2500	21,800 per 10,000 units	22,300 per 10,000 units	2010/05/28	300,000,000	2009/11/18
68390	Deutsche Bank AG	HSI R Bull CBBC May 2010 O	0.2500	22,100 per 12,000 units	22,600 per 12,000 units	2010/05/28	300,000,000	2009/11/18
68342	Deutsche Bank AG	HSI R Bear CBBC May 2010 L	0.2500	23,000 per 10,000 units	22,400 per 10,000 units	2010/05/28	300,000,000	2009/11/18
68391	Deutsche Bank AG	HSI R Bear CBBC May 2010 P	0.4500	27,100 per 12,000 units	26,500 per 12,000 units	2010/05/28	300,000,000	2009/11/18
68392	Deutsche Bank AG	HSI R Bear CBBC May 2010 Q	0.3200	25,700 per 12,000 units	25,100 per 12,000 units	2010/05/28	300,000,000	2009/11/18
68355	Deutsche Bank AG	Petrochina R Bull CBBC Apr 2010 C	0.2500	9.0800	9.6800	2010/04/19	150,000,000	2009/11/18
68384	KBC Fin Products Int'l Ltd.	HSBC R Bull CBBC Apr 2010 C	0.2800	80 per 100 units	85 per 100 units	2010/04/08	188,000,000	2009/11/18
68385	KBC Fin Products Int'l Ltd.	HSBC R Bull CBBC Apr 2010 D	0.2500	85 per 100 units	90 per 100 units	2010/04/12	188,000,000	2009/11/18
68389	KBC Fin Products Int'l Ltd.	HSBC R Bear CBBC Apr 2010 E	0.3210	120 per 100 units	115 per 100 units	2010/04/22	188,000,000	2009/11/18
68393	KBC Fin Products Int'l Ltd.	HSI R Bull CBBC Feb 2010 N	0.2800	22,100 per 10,000 units	22,600 per 10,000 units	2010/02/25	208,000,000	2009/11/18
68383	KBC Fin Products Int'l Ltd.	HSI R Bull CBBC Feb 2010 P	0.2500	21,900 per 12,000 units	22,400 per 12,000 units	2010/02/25	248,000,000	2009/11/18
68361	KBC Fin Products Int'l Ltd.	HSI R Bear CBBC Mar 2010 I	0.2500	23,100 per 10,000 units	22,600 per 10,000 units	2010/03/30	238,000,000	2009/11/18
68338	Merrill Lynch Int'l & Co. C.V.	HSI R Bull CBBC May 2010 J	0.2500	20,700 per 10,000 units	21,300 per 10,000 units	2010/05/28	200,000,000	2009/11/18
68339	Merrill Lynch Int'l & Co. C.V.	HSI R Bull CBBC May 2010 K	0.2500	20,900 per 10,000 units	21,500 per 10,000 units	2010/05/28	200,000,000	2009/11/18
68340	Merrill Lynch Int'l & Co. C.V.	HSI R Bull CBBC May 2010 L	0.2500	21,200 per 10,000 units	21,800 per 10,000 units	2010/05/28	200,000,000	2009/11/18
68341	Merrill Lynch Int'l & Co. C.V.	HSI R Bull CBBC May 2010 M	0.2500	21,500 per 10,000 units	22,100 per 10,000 units	2010/05/28	200,000,000	2009/11/18
68337	SGA Societe Generale Acceptance NV	HSCEI R Bull CBBC Mar10A	0.2500	12,100 per 12,000 units	12,600 per 12,000 units	2010/03/30	200,000,000	2009/11/18
68332	SGA Societe Generale Acceptance N.V.	HSI R Bull CBBC Apr10I	0.2500	21,700 per 10,000 units	22,200 per 10,000 units	2010/04/29	300,000,000	2009/11/18
68331	SGA Societe Generale Acceptance N.V.	HSI R Bull CBBC Apr10J	0.2500	21,500 per 15,000 units	22,100 per 15,000 units	2010/04/29	300,000,000	2009/11/18
68356	SGA Societe Generale Acceptance N.V.	HSI R Bull CBBC Apr10U	0.2500	21,800 per 12,000 units	22,300 per 12,000 units	2010/04/29	300,000,000	2009/11/18
68357	SGA Societe Generale Acceptance N.V.	HSI R Bull CBBC Apr10Y	0.2500	21,800 per 15,000 units	22,400 per 15,000 units	2010/04/29	300,000,000	2009/11/18
68333	SGA Societe Generale Acceptance N.V.	HSI R Bear CBBC Mar10M	0.2500	22,900 per 15,000 units	22,300 per 15,000 units	2010/03/30	300,000,000	2009/11/18
68335	SGA Societe Generale Acceptance N.V.	HSI R Bear CBBC Mar10U	0.2500	23,000 per 12,000 units	22,500 per 12,000 units	2010/03/30	300,000,000	2009/11/18
68334	SGA Societe Generale Acceptance N.V.	HSI R Bear CBBC Mar10Z	0.2500	22,900 per 10,000 units	22,400 per 10,000 units	2010/03/30	300,000,000	2009/11/18
68336	SGA Societe Generale Acceptance NV	JiangC R Bull CBBC Mar10A	0.2900	15.6000	16.9000	2010/03/10	50,000,000	2009/11/18
68376	UBS AG	China Mobile R Bull CBBC Feb 2010 Q	0.2500	70.88 per 100 units	74.88 per 100 units	2010/02/22	200,000,000	2009/11/18
68363	UBS AG	China Mobile R Bear CBBC Feb 2010 A	0.2500	78.88 per 100 units	74.88 per 100 units	2010/02/22	200,000,000	2009/11/18
68375	UBS AG	China Life R Bull CBBC Feb 2010 L	0.2500	37.8800	38.8800	2010/02/22	200,000,000	2009/11/18
68377	UBS AG	HSBC R Bull CBBC Feb 2010 A	0.2500	88.88 per 100 units	93.88 per 100 units	2010/02/22	200,000,000	2009/11/18
68364	UBS AG	HSBC R Bear CBBC Feb 2010 Z	0.2500	98.88 per 100 units	93.88 per 100 units	2010/02/22	200,000,000	2009/11/18
68378	UBS AG	HSI R Bull CBBC Feb 2010 R	0.2500	22,000 per 10,000 units	22,500 per 10,000 units	2010/02/25	300,000,000	2009/11/18
68379	UBS AG	HSI R Bull CBBC Mar 2010 A	0.2500	21,400 per 10,000 units	21,900 per 10,000 units	2010/03/30	300,000,000	2009/11/18
68380	UBS AG	HSI R Bull CBBC Mar 2010 O	0.2500	21,600 per 10,000 units	22,100 per 10,000 units	2010/03/30	300,000,000	2009/11/18
68381	UBS AG	HSI R Bull CBBC Mar 2010 P	0.2500	22,100 per 12,000 units	22,600 per 12,000 units	2010/03/30	300,000,000	2009/11/18
68382	UBS AG	HSI R Bull CBBC Jun 2010 O	0.2500	21,800 per 38,000 units	22,300 per 38,000 units	2010/06/29	400,000,000	2009/11/18
68343	UBS AG	HSI R Bear CBBC Mar 2010 V	0.2500	22,900 per 12,000 units	22,400 per 12,000 units	2010/03/30	300,000,000	2009/11/18
68344	UBS AG	HSI R Bear CBBC May 2010 U	0.2500	23,000 per 15,000 units	22,500 per 15,000 units	2010/05/28	300,000,000	2009/11/18
68345	UBS AG	HSI R Bear CBBC Jun 2010 N	0.2500	22,800 per 38,000 units	22,300 per 38,000 units	2010/06/29	400,000,000	2009/11/18
65971*	SGA Societe Generale Acceptance N.V.	HSI R Bear CBBC Apr10E	0.1020	23,700 per 15,000 units	23,100 per 15,000 units	2010/04/29	300,000,000	2009/11/18
68412	Credit Suisse	HSBC R Bear CBBC Apr 2010 B	0.3100	123 per 100 units	118 per 100 units	2010/04/26	100,000,000	2009/11/19
68409	Credit Suisse	HSI R Bull CBBC Apr 2010 O	0.2500	22,000 per 15,000 units	22,500 per 15,000 units	2010/04/29	210,000,000	2009/11/19



## Newly listed callable bull/bear contracts (continued)

Code	Issuer	Name of issue	Issue prices (HK\$)	Strike price (HKD) / Strike level per 10 units	Call price (HKD) / Call level per 10 units	Expiry date	No. of issue (units)	Listing date
68411	Credit Suisse	HSI R Bear CBBC Mar 2010 Y	0.2500	23,000 per 15,000 units	22,500 per 15,000 units	2010/03/30	210,000,000	2009/11/19
68404	Deutsche Bank AG	HSBC R Bull CBBC Mar 2010 C	0.2500	80.88 per 100 units	85.88 per 100 units	2010/03/01	150,000,000	2009/11/19
68405	Deutsche Bank AG	HSBC R Bull CBBC Mar 2010 D	0.2500	85.88 per 100 units	90.88 per 100 units	2010/03/01	150,000,000	2009/11/19
68398	Deutsche Bank AG	HSI R Bull CBBC Feb 2010 T	0.2500	21,600 per 10,000 units	22,100 per 10,000 units	2010/02/25	300,000,000	2009/11/19
68403	Deutsche Bank AG	HSI R Bear CBBC Feb 2010 Q	0.2500	23,100 per 12,000 units	22,600 per 12,000 units	2010/02/25	300,000,000	2009/11/19
68399	Deutsche Bank AG	HSI R Bear CBBC Jun 2010 B	0.2700	26,400 per 40,000 units	25,700 per 40,000 units	2010/06/29	300,000,000	2009/11/19
68422	Goldman Sachs SP (Asia)	HSI R Bear CBBC Mar 2010 B	0.2500	23,100 per 12,000 units	22,600 per 12,000 units	2010/03/30	200,000,000	2009/11/19
68413	KBC Fin Products Int'l Ltd.	HSI R Bull CBBC May 2010 B	0.3300	19,400 per 10,000 units	19,900 per 10,000 units	2010/05/28	208,000,000	2009/11/19
68414	KBC Fin Products Int'l Ltd.	HSI R Bull CBBC May 2010 C	0.2500	19,700 per 12,000 units	20,200 per 12,000 units	2010/05/28	248,000,000	2009/11/19
68415	KBC Fin Products Int'l Ltd.	HSI R Bull CBBC May 2010 D	0.2800	20,000 per 10,000 units	20,500 per 10,000 units	2010/05/28	208,000,000	2009/11/19
68416	KBC Fin Products Int'l Ltd.	HSI R Bull CBBC Jun 2010 B	0.4000	19,000 per 10,000 units	19,500 per 10,000 units	2010/06/29	208,000,000	2009/11/19
68417	KBC Fin Products Int'l Ltd.	HSI R Bull CBBC Jun 2010 C	0.2500	19,200 per 15,000 units	19,700 per 15,000 units	2010/06/29	318,000,000	2009/11/19
68418	KBC Fin Products Int'l Ltd.	HSI R Bull CBBC Jul 2010 A	0.3640	18,800 per 12,000 units	19,300 per 12,000 units	2010/07/29	248,000,000	2009/11/19
68419	KBC Fin Products Int'l Ltd.	HSI R Bull CBBC Aug 2010 B	0.4600	18,000 per 12,000 units	18,500 per 12,000 units	2010/08/30	248,000,000	2009/11/19
68420	KBC Fin Products Int'l Ltd.	HSI R Bull CBBC Aug 2010 C	0.5200	18,300 per 10,000 units	18,800 per 10,000 units	2010/08/30	208,000,000	2009/11/19
68421	KBC Fin Products Int'l Ltd.	HSI R Bull CBBC Aug 2010 D	0.2500	18,500 per 20,000 units	19,000 per 20,000 units	2010/08/30	400,000,000	2009/11/19
68397	Macquarie Bank Ltd.	HSI R Bull CBBC Feb 2010 A	0.2500	21,000 per 12,000 units	21,500 per 12,000 units	2010/02/25	300,000,000	2009/11/19
68402	Macquarie Bank Ltd.	HSI R Bear CBBC Feb 2010 B	0.2500	24,500 per 12,000 units	24,000 per 12,000 units	2010/02/25	300,000,000	2009/11/19
68394	CC Rabobank B.A.	HSI R Bull CBBC Jun 2010 B	0.2500	21,500 per 10,000 units	22,000 per 10,000 units	2010/06/29	200,000,000	2009/11/19
68395	CC Rabobank B.A.	HSI R Bull CBBC Jun 2010 C	0.2500	21,700 per 10,000 units	22,200 per 10,000 units	2010/06/29	200,000,000	2009/11/19
68396	CC Rabobank B.A.	HSI R Bull CBBC Jun 2010 D	0.2500	21,900 per 10,000 units	22,400 per 10,000 units	2010/06/29	200,000,000	2009/11/19
68400	CC Rabobank B.A.	HSI R Bear CBBC Jun 2010 E	0.2500	25,200 per 12,000 units	24,700 per 12,000 units	2010/06/29	200,000,000	2009/11/19
68401	CC Rabobank B.A.	HSI R Bear CBBC Jun 2010 F	0.2800	25,500 per 12,000 units	25,000 per 12,000 units	2010/06/29	200,000,000	2009/11/19
68406	UBS AG	HSI R Bull CBBC Apr 2010 F	0.2500	21,900 per 12,000 units	22,400 per 12,000 units	2010/04/29	300,000,000	2009/11/19
68407	UBS AG	HSI R Bull CBBC Jun 2010 P	0.2500	22,000 per 15,000 units	22,500 per 15,000 units	2010/06/29	300,000,000	2009/11/19
68410	UBS AG	HSI R Bear CBBC Apr 2010 B	0.2500	23,100 per 12,000 units	22,600 per 12,000 units	2010/04/29	300,000,000	2009/11/19
68408	UBS AG	TCH R Bear CBBC Mar 2010 C	0.2500	171.88 per 100 units	163.88 per 100 units	2010/03/01	100,000,000	2009/11/19
68162 <sup>†</sup>	SGA Societe Generale Acceptance N.V.	HSI R Bull CBBC Apr10V	0.1270	20,900 per 15,000 units	21,500 per 15,000 units	2010/04/29	300,000,000	2009/11/19
68430	Credit Suisse AG	HSI R Bull CBBC Apr 2010 S	0.2500	21,900 per 10,000 units	22,400 per 10,000 units	2010/04/29	200,000,000	2009/11/20
68434	Credit Suisse AG	HSI R Bear CBBC Apr 2010 Q	0.2500	23,100 per 10,000 units	22,600 per 10,000 units	2010/04/29	200,000,000	2009/11/20
68438	Deutsche Bank AG	HSI R Bull CBBC Feb 2010 I	0.2500	21,900 per 15,000 units	22,500 per 15,000 units	2010/02/25	300,000,000	2009/11/20
68429	Deutsche Bank AG	HSI R Bear CBBC Apr 2010 F	0.2500	23,200 per 12,000 units	22,700 per 12,000 units	2010/04/29	300,000,000	2009/11/20
68439	Goldman Sachs SP (Asia)	HSI R Bull CBBC Apr 2010 Y	0.2500	21,900 per 15,000 units	22,400 per 15,000 units	2010/04/29	200,000,000	2009/11/20
68432	KBC Fin Products Int'l Ltd.	HSBC R Bear CBBC May 2010 A	0.3400	124.88 per 100 units	119.88 per 100 units	2010/05/28	208,000,000	2009/11/20
68433	KBC Fin Products Int'l Ltd.	HSBC R Bear CBBC Jul 2010 A	0.4000	129.88 per 100 units	124.88 per 100 units	2010/07/09	248,000,000	2009/11/20
68435	KBC Fin Products Int'l Ltd.	Jiangxi C R Bull CBBC Apr 10 A	0.3100	16.8800	17.8800	2010/04/07	100,000,000	2009/11/20
68436	KBC Fin Products Int'l Ltd.	SHK Ppt R Bull CBBC Apr 2010 B	0.2500	104 per 100 units	112 per 100 units	2010/04/12	100,000,000	2009/11/20
68437	KBC Fin Products Int'l Ltd.	TCH R Bull CBBC May 2010 A	0.2500	130 per 100 units	140 per 100 units	2010/05/10	188,000,000	2009/11/20
68424	SGA Societe Generale Acceptance N.V.	HSI R Bear CBBC Mar10S	0.2500	23,200 per 15,000 units	22,600 per 15,000 units	2010/03/30	300,000,000	2009/11/20
68423	SGA Societe Generale Acceptance N.V.	HSI R Bear CBBC Mar10T	0.2500	23,200 per 10,000 units	22,700 per 10,000 units	2010/03/30	300,000,000	2009/11/20
68428	UBS AG	A50 China R Bull CBBC Feb 2010 C	0.2500	14.3800	14.8800	2010/02/22	200,000,000	2009/11/20
68425	UBS AG	HKEs R Bull CBBC Feb 2010 P	0.2500	132.88 per 100 units	138.88 per 100 units	2010/02/22	200,000,000	2009/11/20
68431	UBS AG	HKEs R Bear CBBC Feb 2010 L	0.2500	144.88 per 100 units	138.88 per 100 units	2010/02/22	200,000,000	2009/11/20

## Newly listed callable bull/bear contracts (continued)

Code	Issuer	Name of issue	Issue prices (HK\$)	Strike price (HKD) / Strike level per 10 units	Call price (HKD) / Call level per 10 units	Expiry date	No. of issue (units)	Listing date
68427	UBS AG	HSI R Bear CBBC Feb 2010 A	0.2500	23,200 per 10,000 units	22,700 per 10,000 units	2010/02/25	300,000,000	2009/11/20
68426	UBS AG	TCH R Bull CBBC Mar 2010 D	0.2500	135.88 per 100 units	143.88 per 100 units	2010/03/01	100,000,000	2009/11/20
67953*	HK Bank	A50 R Bull CBBC Mar 2010 D	0.1820	13.4800	13.8800	2010/03/18	80,000,000	2009/11/20
68482	ABN AMRO Bank N.V.	HSI R Bull CBBC Feb 2010 M	0.2500	22,100 per 13,000 units	22,600 per 13,000 units	2010/02/25	250,000,000	2009/11/23
68481	ABN AMRO Bank N.V.	Jiangxi Copper R Bull CBBC Feb 2010 D	0.2500	18.6800	19.7800	2010/02/25	80,000,000	2009/11/23
68456	Credit Suisse	China Life R Bear CBBC May 2010 D	0.2500	52 per 100 units	50.80 per 100 units	2010/05/24	100,000,000	2009/11/23
68457	Credit Suisse AG	A50 China R Bear CBBC Apr 2010 C	0.4650	19.9000	19.3000	2010/04/26	100,000,000	2009/11/23
68455	Credit Suisse AG	HSBC R Bull CBBC Apr 2010 C	0.2500	90 per 100 units	95 per 100 units	2010/04/26	100,000,000	2009/11/23
68459	Credit Suisse AG	HSBC R Bear CBBC Apr 2010 D	0.3200	128 per 100 units	123 per 100 units	2010/04/26	100,000,000	2009/11/23
68477	Credit Suisse AG	HSI R Bull CBBC Mar 2010 R	0.2500	22,400 per 15,000 units	22,900 per 15,000 units	2010/03/30	210,000,000	2009/11/23
68476	Credit Suisse AG	HSI R Bull CBBC Mar 2010 T	0.2500	21,600 per 15,000 units	22,100 per 15,000 units	2010/03/30	210,000,000	2009/11/23
68478	Credit Suisse AG	HSI R Bull CBBC May 2010 A	0.2500	21,200 per 38,000 units	21,800 per 38,000 units	2010/05/28	190,000,000	2009/11/23
68449	Credit Suisse AG	HSI R Bear CBBC Mar 2010 A	0.2500	23,200 per 15,000 units	22,700 per 15,000 units	2010/03/30	210,000,000	2009/11/23
68485	Deutsche Bank AG	China Life R Bull CBBC May 2010 A	0.3100	37.1800	38.1800	2010/05/10	200,000,000	2009/11/23
68486	Deutsche Bank AG	CNOOC R Bull CBBC Apr 2010 H	0.2600	11.3800	12.1800	2010/04/26	150,000,000	2009/11/23
68489	Deutsche Bank AG	HKEX R Bull CBBC Apr 2010 A	0.2500	129.18 per 100 units	135.18 per 100 units	2010/04/26	150,000,000	2009/11/23
68490	Deutsche Bank AG	HSBC R Bear CBBC Apr 2010 A	0.3600	126.88 per 100 units	120.88 per 100 units	2010/04/12	150,000,000	2009/11/23
68488	Deutsche Bank AG	HSI R Bull CBBC Mar 2010 J	0.2500	22,400 per 15,000 units	22,900 per 15,000 units	2010/03/30	300,000,000	2009/11/23
68453	Deutsche Bank AG	HSI R Bull CBBC Apr 2010 Y	0.2500	22,300 per 12,000 units	22,800 per 12,000 units	2010/04/29	300,000,000	2009/11/23
68448	Deutsche Bank AG	HSI R Bear CBBC Feb 2010 Y	0.2500	23,400 per 12,000 units	22,900 per 12,000 units	2010/02/25	300,000,000	2009/11/23
68491	Deutsche Bank AG	TCH R Bull CBBC Apr 2010 A	0.2500	133 per 100 units	140 per 100 units	2010/04/12	150,000,000	2009/11/23
68483	Goldman Sachs SP (Asia)	HSI R Bull CBBC Mar 2010 C	0.2500	22,100 per 12,000 units	22,600 per 12,000 units	2010/03/30	200,000,000	2009/11/23
68484	Goldman Sachs SP (Asia)	HSI R Bull CBBC Apr 2010 Z	0.2500	22,300 per 15,000 units	22,800 per 15,000 units	2010/04/29	200,000,000	2009/11/23
68487	Goldman Sachs SP (Asia)	HSI R Bear CBBC Mar 2010 A	0.2500	25,700 per 12,000 units	25,200 per 12,000 units	2010/03/30	200,000,000	2009/11/23
68465	KBC Fin Products Int'l Ltd.	HSI R Bull CBBC Mar 2010 J	0.2500	22,300 per 10,000 units	22,800 per 10,000 units	2010/03/30	208,000,000	2009/11/23
68466	KBC Fin Products Int'l Ltd.	HSI R Bear CBBC Apr 2010 G	0.3400	26,000 per 10,000 units	25,500 per 10,000 units	2010/04/29	208,000,000	2009/11/23
68467	KBC Fin Products Int'l Ltd.	HSI R Bear CBBC Apr 2010 H	0.2500	26,300 per 15,000 units	25,800 per 15,000 units	2010/04/29	308,000,000	2009/11/23
68468	KBC Fin Products Int'l Ltd.	HSI R Bear CBBC May 2010 E	0.3900	26,600 per 10,000 units	26,100 per 10,000 units	2010/05/28	208,000,000	2009/11/23
68469	KBC Fin Products Int'l Ltd.	HSI R Bear CBBC May 2010 F	0.3400	26,800 per 12,000 units	26,300 per 12,000 units	2010/05/28	248,000,000	2009/11/23
68470	KBC Fin Products Int'l Ltd.	HSI R Bear CBBC May 2010 G	0.3740	27,200 per 12,000 units	26,700 per 12,000 units	2010/05/28	248,000,000	2009/11/23
68471	KBC Fin Products Int'l Ltd.	HSI R Bear CBBC Jun 2010 D	0.4900	27,500 per 10,000 units	27,000 per 10,000 units	2010/06/29	208,000,000	2009/11/23
68472	KBC Fin Products Int'l Ltd.	HSI R Bear CBBC Jun 2010 E	0.4400	27,900 per 12,000 units	27,200 per 12,000 units	2010/06/29	248,000,000	2009/11/23
68473	KBC Fin Products Int'l Ltd.	HSI R Bear CBBC Jun 2010 F	0.3600	28,000 per 15,000 units	27,500 per 15,000 units	2010/06/29	308,000,000	2009/11/23
68480	KBC Fin Products Int'l Ltd.	Jiangxi C R Bull CBBC Mar 10 C	0.2600	17.8800	18.8800	2010/03/22	100,000,000	2009/11/23
68440	SGA Societe Generale Acceptance N.V.	CTel R Bull CBBC Mar10B	0.2500	2.7000	3.0000	2010/03/10	150,000,000	2009/11/23
68450	SGA Societe Generale Acceptance N.V.	HSI R Bull CBBC Mar10R	0.2500	22,300 per 10,000 units	22,800 per 10,000 units	2010/03/30	300,000,000	2009/11/23
68441	SGA Societe Generale Acceptance N.V.	HSI R Bull CBBC Apr10A	0.2500	22,000 per 10,000 units	22,500 per 10,000 units	2010/04/29	300,000,000	2009/11/23
68451	SGA Societe Generale Acceptance N.V.	HSI R Bull CBBC Apr10B	0.2500	22,100 per 12,000 units	22,600 per 12,000 units	2010/04/29	300,000,000	2009/11/23
68452	SGA Societe Generale Acceptance N.V.	HSI R Bull CBBC Apr10C	0.2500	22,100 per 15,000 units	22,700 per 15,000 units	2010/04/29	300,000,000	2009/11/23
68454	SGA Societe Generale Acceptance N.V.	HSI R Bear CBBC Mar10Q	0.2500	23,400 per 12,000 units	22,900 per 12,000 units	2010/03/30	300,000,000	2009/11/23
68458	UBS AG	Angang Steel R Bull CBBC Mar 2010 A	0.2500	13.8800	14.8800	2010/03/22	100,000,000	2009/11/23
68463	UBS AG	Angang Steel R Bear CBBC Mar 2010 B	0.3250	18.8800	17.8800	2010/03/22	100,000,000	2009/11/23
68443	UBS AG	BOCL R Bull CBBC Mar 2010 B	0.2500	3.8800	4.3800	2010/03/15	100,000,000	2009/11/23

## Newly listed callable bull/bear contracts (continued)

Code	Issuer	Name of issue	Issue prices (HK\$)	Strike price (HKD) / Strike level per 10 units	Call price (HKD) / Call level per 10 units	Expiry date	No. of issue (units)	Listing date
68444	UBS AG	China Mobile R Bull CBBC Mar 2010 A	0.2500	60.88 per 100 units	64.88 per 100 units	2010/03/15	200,000,000	2009/11/23
68460	UBS AG	CC Bank R Bull CBBC Mar 2010 B	0.2500	6.4800	6.8800	2010/03/01	100,000,000	2009/11/23
68461	UBS AG	CCHC R Bull CBBC Mar 2010 K	0.2500	8.8800	9.8800	2010/03/01	100,000,000	2009/11/23
68464	UBS AG	CM Bank R Bear CBBC Mar 2010 C	0.6500	28.8800	26.8800	2010/03/15	100,000,000	2009/11/23
68445	UBS AG	A50 China R Bear CBBC Mar 2010 D	0.2500	15.8800	15.3800	2010/03/01	200,000,000	2009/11/23
68475	UBS AG	HSI R Bull CBBC Apr 2010 D	0.2500	22,400 per 10,000 units	22,900 per 10,000 units	2010/04/29	300,000,000	2009/11/23
68474	UBS AG	HSI R Bull CBBC Apr 2010 M	0.2500	21,000 per 15,000 units	21,500 per 15,000 units	2010/04/29	300,000,000	2009/11/23
68447	UBS AG	HSI R Bear CBBC Apr 2010 U	0.2500	23,300 per 12,000 units	22,800 per 12,000 units	2010/04/29	300,000,000	2009/11/23
68479	UBS AG	HSI R Bear CBBC Apr 2010 X	0.2500	25,000 per 15,000 units	24,500 per 15,000 units	2010/04/29	300,000,000	2009/11/23
68442	UBS AG	ICBC R Bull CBBC Mar 2010 A	0.2500	5.9800	6.3800	2010/03/01	100,000,000	2009/11/23
68446	UBS AG	ICBC R Bear CBBC Mar 2010 B	0.2500	8.7800	8.3800	2010/03/15	100,000,000	2009/11/23
68462	UBS AG	Jiangxi Copper R Bull CBBC Mar 2010 O	0.2550	16.6800	17.8800	2010/03/01	100,000,000	2009/11/23
68537	BNP Paribas Arbit Issu B.V.	HSI R Bear CBBC Apr 2010 X	0.2500	25,700 per 12,000 units	25,200 per 12,000 units	2010/04/29	300,000,000	2009/11/24
68538	BNP Paribas Arbit Issu B.V.	HSI R Bear CBBC Apr 2010 Y	0.2600	26,000 per 12,000 units	25,500 per 12,000 units	2010/04/29	300,000,000	2009/11/24
68539	BNP Paribas Arbit Issu B.V.	HSI R Bear CBBC May 2010 G	0.2500	26,300 per 15,000 units	25,800 per 15,000 units	2010/05/28	300,000,000	2009/11/24
68540	BNP Paribas Arbit Issu B.V.	HSI R Bear CBBC May 2010 H	0.3100	26,500 per 12,000 units	26,000 per 12,000 units	2010/05/28	300,000,000	2009/11/24
68529	Credit Suisse AG	HSI R Bull CBBC Mar 2010 Q	0.2500	22,300 per 10,000 units	22,800 per 10,000 units	2010/03/30	200,000,000	2009/11/24
68533	Credit Suisse AG	HSI R Bear CBBC Mar 2010 P	0.2500	23,400 per 15,000 units	22,900 per 15,000 units	2010/03/30	210,000,000	2009/11/24
68530	Credit Suisse AG	HSI R Bear CBBC May 2010 B	0.2500	25,200 per 15,000 units	24,700 per 15,000 units	2010/05/28	210,000,000	2009/11/24
68531	Credit Suisse AG	HSI R Bear CBBC Jun 2010 E	0.2500	26,400 per 38,000 units	25,800 per 38,000 units	2010/06/29	190,000,000	2009/11/24
68536	Deutsche Bank AG	CC Bank R Bear CBBC Apr 2010 C	0.2600	9.2800	8.6800	2010/04/19	150,000,000	2009/11/24
68523	Deutsche Bank AG	HSI R Bull CBBC Mar 2010 V	0.2500	22,200 per 10,000 units	22,700 per 10,000 units	2010/03/30	300,000,000	2009/11/24
68524	Deutsche Bank AG	HSI R Bear CBBC Apr 2010 H	0.2500	23,500 per 10,000 units	23,000 per 10,000 units	2010/04/29	300,000,000	2009/11/24
68541	Goldman Sachs SP (Asia)	HSI R Bear CBBC Mar 2010 Z	0.2500	23,500 per 12,000 units	23,000 per 12,000 units	2010/03/30	200,000,000	2009/11/24
68542	Goldman Sachs SP (Asia)	HSI R Bear CBBC Apr 2010 G	0.2500	25,900 per 15,000 units	25,400 per 15,000 units	2010/04/29	200,000,000	2009/11/24
68507	HK Bank	A50 R Bull CBBC Jun 2010 A	0.2500	13.8800	14.2800	2010/06/18	160,000,000	2009/11/24
68534	KBC Fin Products Int'l Ltd.	HSBC R Bull CBBC Apr 2010 F	0.2500	90.88 per 100 units	95.88 per 100 units	2010/04/15	208,000,000	2009/11/24
68532	KBC Fin Products Int'l Ltd.	HSI R Bull CBBC Feb 2010 M	0.2500	22,400 per 10,000 units	22,900 per 10,000 units	2010/02/25	208,000,000	2009/11/24
68499	Merrill Lynch Int'l & Co. C.V.	HSI R Bull CBBC Jun 2010 A	0.2500	21,700 per 10,000 units	22,300 per 10,000 units	2010/06/29	200,000,000	2009/11/24
68500	Merrill Lynch Int'l & Co. C.V.	HSI R Bull CBBC Jun 2010 B	0.2500	21,900 per 10,000 units	22,500 per 10,000 units	2010/06/29	200,000,000	2009/11/24
68501	Merrill Lynch Int'l & Co. C.V.	HSI R Bull CBBC Jun 2010 C	0.2500	22,200 per 10,000 units	22,800 per 10,000 units	2010/06/29	200,000,000	2009/11/24
68505	Merrill Lynch Int'l & Co. C.V.	HSI R Bear CBBC Jun 2010 D	0.2500	24,900 per 10,000 units	24,300 per 10,000 units	2010/06/29	200,000,000	2009/11/24
68506	Merrill Lynch Int'l & Co. C.V.	HSI R Bear CBBC Jun 2010 E	0.2650	25,400 per 10,000 units	24,800 per 10,000 units	2010/06/29	200,000,000	2009/11/24
68492	CC Rabobank B.A.	HSI R Bull CBBC Jun 2010 G	0.2500	20,800 per 15,000 units	21,300 per 15,000 units	2010/06/29	200,000,000	2009/11/24
68493	CC Rabobank B.A.	HSI R Bull CBBC Jun 2010 H	0.2500	21,000 per 15,000 units	21,500 per 15,000 units	2010/06/29	200,000,000	2009/11/24
68494	CC Rabobank B.A.	HSI R Bull CBBC Jun 2010 I	0.2500	21,200 per 30,000 units	21,700 per 30,000 units	2010/06/29	200,000,000	2009/11/24
68495	CC Rabobank B.A.	HSI R Bull CBBC Jun 2010 J	0.2500	21,400 per 15,000 units	21,900 per 15,000 units	2010/06/29	200,000,000	2009/11/24
68496	CC Rabobank B.A.	HSI R Bull CBBC Jun 2010 K	0.2500	21,600 per 15,000 units	22,100 per 15,000 units	2010/06/29	200,000,000	2009/11/24
68497	CC Rabobank B.A.	HSI R Bull CBBC Jun 2010 L	0.2500	21,800 per 15,000 units	22,300 per 15,000 units	2010/06/29	200,000,000	2009/11/24
68498	CC Rabobank B.A.	HSI R Bull CBBC Jun 2010 M	0.2500	22,000 per 15,000 units	22,500 per 15,000 units	2010/06/29	200,000,000	2009/11/24
68502	CC Rabobank B.A.	HSI R Bear CBBC Jun 2010 N	0.2500	24,700 per 30,000 units	24,200 per 30,000 units	2010/06/29	200,000,000	2009/11/24
68503	CC Rabobank B.A.	HSI R Bear CBBC Jun 2010 O	0.2500	24,900 per 18,000 units	24,400 per 18,000 units	2010/06/29	200,000,000	2009/11/24
68504	CC Rabobank B.A.	HSI R Bear CBBC Jun 2010 P	0.2500	25,300 per 18,000 units	24,800 per 18,000 units	2010/06/29	200,000,000	2009/11/24

## Newly listed callable bull/bear contracts (continued)

Code	Issuer	Name of issue	Issue prices (HK\$)	Strike price (HKD) / Strike level per 10 units	Call price (HKD) / Call level per 10 units	Expiry date	No. of issue (units)	Listing date
68525	UBS AG	CM Bank R Bull CBBC Mar 2010 D	0.3400	18.8800	20.8800	2010/03/15	100,000,000	2009/11/24
68535	UBS AG	A50 China R Bull CBBC Mar 2010 E	0.2500	14.8800	15.3800	2010/03/01	200,000,000	2009/11/24
68521	UBS AG	HSI R Bull CBBC Feb 2010 X	0.2500	21,500 per 15,000 units	22,000 per 15,000 units	2010/02/25	300,000,000	2009/11/24
68522	UBS AG	HSI R Bull CBBC Mar 2010 S	0.2500	22,300 per 12,000 units	22,800 per 12,000 units	2010/03/30	300,000,000	2009/11/24
68509	UBS AG	HSI R Bear CBBC Feb 2010 H	0.2500	25,500 per 15,000 units	25,000 per 15,000 units	2010/02/25	300,000,000	2009/11/24
68508	UBS AG	HSI R Bear CBBC Feb 2010 U	0.2500	24,500 per 15,000 units	24,000 per 15,000 units	2010/02/25	300,000,000	2009/11/24
68510	UBS AG	HSI R Bear CBBC Mar 2010 H	0.2500	23,500 per 10,000 units	23,000 per 10,000 units	2010/03/30	300,000,000	2009/11/24
68527	UBS AG	HSI R Bear CBBC Mar 2010 I	0.2500	23,400 per 10,000 units	22,900 per 10,000 units	2010/03/30	300,000,000	2009/11/24
68528	UBS AG	HSI R Bear CBBC Mar 2010 X	0.2500	24,600 per 10,000 units	24,100 per 10,000 units	2010/03/30	300,000,000	2009/11/24
68511	UBS AG	HSI R Bear CBBC Apr 2010 C	0.2500	24,000 per 15,000 units	23,500 per 15,000 units	2010/04/29	300,000,000	2009/11/24
68512	UBS AG	HSI R Bear CBBC Apr 2010 Y	0.2700	25,600 per 10,000 units	25,100 per 10,000 units	2010/04/29	300,000,000	2009/11/24
68515	UBS AG	HSI R Bear CBBC May 2010 G	0.3100	26,000 per 10,000 units	25,500 per 10,000 units	2010/05/28	300,000,000	2009/11/24
68516	UBS AG	HSI R Bear CBBC May 2010 O	0.3600	26,500 per 10,000 units	26,000 per 10,000 units	2010/05/28	300,000,000	2009/11/24
68513	UBS AG	HSI R Bear CBBC May 2010 W	0.2900	25,800 per 10,000 units	25,300 per 10,000 units	2010/05/28	300,000,000	2009/11/24
68514	UBS AG	HSI R Bear CBBC May 2010 Y	0.2500	25,900 per 12,000 units	25,400 per 12,000 units	2010/05/28	300,000,000	2009/11/24
68518	UBS AG	HSI R Bear CBBC Jun 2010 Q	0.3500	26,400 per 10,000 units	25,900 per 10,000 units	2010/06/29	300,000,000	2009/11/24
68517	UBS AG	HSI R Bear CBBC Jun 2010 R	0.3300	26,200 per 10,000 units	25,700 per 10,000 units	2010/06/29	300,000,000	2009/11/24
68519	UBS AG	HSI R Bear CBBC Oct 2010 C	0.2500	27,800 per 38,000 units	27,300 per 38,000 units	2010/10/28	400,000,000	2009/11/24
68520	UBS AG	HSI R Bear CBBC Oct 2010 D	0.2500	28,300 per 38,000 units	27,800 per 38,000 units	2010/10/28	400,000,000	2009/11/24
68526	UBS AG	Jiangxi Copper R Bull CBBC Mar 2010 P	0.2750	17.6800	18.8800	2010/03/01	100,000,000	2009/11/24
68570	Credit Suisse AG	China Mobile R Bull CBBC Apr 2010 A	0.2500	68 per 100 units	73 per 100 units	2010/04/26	100,000,000	2009/11/25
68559	Credit Suisse AG	HSI R Bull CBBC Mar 2010 O	0.2500	22,200 per 15,000 units	22,700 per 15,000 units	2010/03/30	210,000,000	2009/11/25
68571	Credit Suisse AG	HSI R Bear CBBC Mar 2010 J	0.2500	23,300 per 10,000 units	22,800 per 10,000 units	2010/03/30	200,000,000	2009/11/25
68561	Deutsche Bank AG	HSI R Bear CBBC Feb 2010 B	0.2500	23,400 per 15,000 units	22,800 per 15,000 units	2010/02/25	300,000,000	2009/11/25
68544	SGA Societe Generale Acceptance N.V.	CCB R Bull CBBC Apr10A	0.2500	5.6000	6.0000	2010/04/28	200,000,000	2009/11/25
68549	SGA Societe Generale Acceptance N.V.	CCB R Bear CBBC Apr10B	0.2500	9.1000	8.6000	2010/04/28	200,000,000	2009/11/25
68545	SGA Societe Generale Acceptance N.V.	CShen R Bull CBBC Mar10A	0.8200	31.3000	34.0000	2010/03/10	50,000,000	2009/11/25
68550	SGA Societe Generale Acceptance N.V.	CShen R Bear CBBC Mar10B	0.9200	48.6000	45.0000	2010/03/10	50,000,000	2009/11/25
68543	SGA Societe Generale Acceptance N.V.	HSI R Bull CBBC Mar10L	0.2500	22,400 per 12,000 units	22,900 per 12,000 units	2010/03/30	300,000,000	2009/11/25
68560	SGA Societe Generale Acceptance N.V.	HSI R Bear CBBC Mar10C	0.2500	23,400 per 15,000 units	22,800 per 15,000 units	2010/03/30	300,000,000	2009/11/25
68547	SGA Societe Generale Acceptance N.V.	HSI R Bear CBBC Mar10P	0.2500	23,500 per 10,000 units	23,000 per 10,000 units	2010/03/30	300,000,000	2009/11/25
68546	SGA Societe Generale Acceptance NV	JiangC R Bull CBBC Mar10B	0.3800	16.5000	17.9000	2010/03/10	50,000,000	2009/11/25
68548	SGA Societe Generale Acceptance NV	JiangC R Bull CBBC Mar10C	0.2900	17.4000	18.9000	2010/03/10	50,000,000	2009/11/25
68551	SGA Societe Generale Acceptance NV	JiangC R Bear CBBC Mar10D	0.4600	24.8000	23.0000	2010/03/10	50,000,000	2009/11/25
68552	SGA Societe Generale Acceptance NV	JiangC R Bear CBBC Mar10E	0.5700	25.9000	24.0000	2010/03/10	50,000,000	2009/11/25
68563	UBS AG	China Mobile R Bull CBBC Mar 2010 C	0.2500	70.88 per 100 units	74.88 per 100 units	2010/03/08	200,000,000	2009/11/25
68556	UBS AG	China Mobile R Bear CBBC Mar 2010 B	0.2500	78.88 per 100 units	74.88 per 100 units	2010/03/08	200,000,000	2009/11/25
68573	UBS AG	China Mobile R Bear CBBC Mar 2010 D	0.2500	80.88 per 100 units	76.88 per 100 units	2010/03/08	200,000,000	2009/11/25
68565	UBS AG	CC Bank R Bear CBBC Mar 2010 C	0.2500	9.7800	9.3800	2010/03/08	100,000,000	2009/11/25
68572	UBS AG	China Life R Bull CBBC Mar 2010 E	0.2500	37.8800	38.8800	2010/03/08	200,000,000	2009/11/25
68555	UBS AG	China Life R Bear CBBC Mar 2010 D	0.2500	39.8800	38.8800	2010/03/08	200,000,000	2009/11/25
68564	UBS AG	China Shenhua R Bull CBBC Mar 2010 B	0.2500	34.38 per 100 units	36.38 per 100 units	2010/03/08	100,000,000	2009/11/25
68554	UBS AG	HSCEI R Bear CBBC Apr 2010 B	0.2500	17,500 per 20,000 units	17,000 per 20,000 units	2010/04/29	100,000,000	2009/11/25

## Newly listed callable bull/bear contracts (continued)

Code	Issuer	Name of issue	Issue prices (HK\$)	Strike price (HKD) / Strike level per 10 units	Call price (HKD) / Call level per 10 units	Expiry date	No. of issue (units)	Listing date
68557	UBS AG	HSI R Bull CBBC Mar 2010 V	0.2500	22,200 per 10,000 units	22,700 per 10,000 units	2010/03/30	300,000,000	2009/11/25
68558	UBS AG	HSI R Bull CBBC Jun 2010 S	0.2500	22,300 per 38,000 units	22,800 per 38,000 units	2010/06/29	400,000,000	2009/11/25
68553	UBS AG	HSI R Bear CBBC Mar 2010 N	0.2500	23,500 per 15,000 units	23,000 per 15,000 units	2010/03/30	300,000,000	2009/11/25
68568	UBS AG	HSI R Bear CBBC Jul 2010 A	0.2500	24,800 per 38,000 units	24,300 per 38,000 units	2010/07/29	400,000,000	2009/11/25
68569	UBS AG	HSI R Bear CBBC Jul 2010 B	0.2500	25,300 per 38,000 units	24,800 per 38,000 units	2010/07/29	400,000,000	2009/11/25
68562	UBS AG	ICBC R Bull CBBC Mar 2010 C	0.2500	6.4800	6.8800	2010/03/08	100,000,000	2009/11/25
68566	UBS AG	ICBC R Bear CBBC Mar 2010 D	0.2500	9.2800	8.8800	2010/03/08	100,000,000	2009/11/25
68567	UBS AG	TCH R Bear CBBC Mar 2010 E	0.3050	176.88 per 100 units	168.88 per 100 units	2010/03/08	100,000,000	2009/11/25
68574	Credit Suisse AG	HSI R Bull CBBC Mar 2010 E	0.2500	22,100 per 10,000 units	22,600 per 10,000 units	2010/03/30	200,000,000	2009/11/26
68578	Credit Suisse AG	HSI R Bear CBBC Mar 2010 D	0.2500	23,500 per 10,000 units	23,000 per 10,000 units	2010/03/30	200,000,000	2009/11/26
68580	Deutsche Bank AG	China Mobile R Bull CBBC Apr 2010 D	0.2500	71.50 per 100 units	75 per 100 units	2010/04/19	150,000,000	2009/11/26
68582	Deutsche Bank AG	A50 China R Bear CBBC Apr 2010 A	0.2700	17.2800	16.6800	2010/04/12	150,000,000	2009/11/26
68584	Deutsche Bank AG	HSI R Bull CBBC Apr 2010 L	0.2600	22,100 per 12,000 units	22,600 per 12,000 units	2010/04/29	300,000,000	2009/11/26
68583	Deutsche Bank AG	HSI R Bull CBBC Jun 2010 C	0.2500	21,400 per 40,000 units	22,000 per 40,000 units	2010/06/29	300,000,000	2009/11/26
68581	Deutsche Bank AG	ICBC R Bear CBBC Apr 2010 C	0.2500	8.7800	8.1800	2010/04/12	150,000,000	2009/11/26
68579	Goldman Sachs SP (Asia)	HSI R Bear CBBC Apr 2010 D	0.2500	23,300 per 15,000 units	22,800 per 15,000 units	2010/04/29	200,000,000	2009/11/26
68576	UBS AG	China Mobile R Bull CBBC Mar 2010 E	0.2500	72.88 per 100 units	76.88 per 100 units	2010/03/08	200,000,000	2009/11/26
68575	UBS AG	HSI R Bull CBBC Mar 2010 P	0.2500	22,100 per 12,000 units	22,600 per 12,000 units	2010/03/30	300,000,000	2009/11/26
68577	UBS AG	HSI R Bear CBBC Jun 2010 T	0.2500	23,300 per 38,000 units	22,800 per 38,000 units	2010/06/29	400,000,000	2009/11/26
65609 <sup>†</sup>	KBC Fin Products Int'l Ltd.	CP&CC R Bull CBBC Apr 2010 A	0.1500	5.2800	6.1800	2010/04/15	200,000,000	2009/11/26
68598	BNP Paribas Arbit Issu B.V.	HSI R Bear CBBC Apr 2010 A	0.2500	23,000 per 15,000 units	22,500 per 15,000 units	2010/04/29	300,000,000	2009/11/27
68591	BNP Paribas Arbit Issu B.V.	HSI R Bear CBBC Apr 2010 Z	0.2500	23,500 per 12,000 units	23,000 per 12,000 units	2010/04/29	300,000,000	2009/11/27
68587	Credit Suisse AG	HSI R Bull CBBC Apr 2010 T	0.2500	22,000 per 15,000 units	22,500 per 15,000 units	2010/04/29	210,000,000	2009/11/27
68592	Credit Suisse AG	HSI R Bear CBBC Apr 2010 W	0.2500	23,000 per 15,000 units	22,500 per 15,000 units	2010/04/29	210,000,000	2009/11/27
68594	Deutsche Bank AG	CHALCO R Bull CBBC Mar 2010 A	0.3200	6.0000	7.0000	2010/03/15	100,000,000	2009/11/27
68595	Deutsche Bank AG	CHALCO R Bull CBBC Mar 2010 B	0.2500	7.0000	8.0000	2010/03/15	100,000,000	2009/11/27
68596	Deutsche Bank AG	Angang Steel R Bull CBBC Mar 2010 A	0.3900	12.2800	13.2800	2010/03/15	50,000,000	2009/11/27
68597	Deutsche Bank AG	Angang Steel R Bull CBBC Mar 2010 B	0.2900	13.2800	14.2800	2010/03/15	50,000,000	2009/11/27
68586	Deutsche Bank AG	HSI R Bull CBBC Mar 2010 X	0.2500	21,900 per 15,000 units	22,500 per 15,000 units	2010/03/30	300,000,000	2009/11/27
68590	Deutsche Bank AG	HSI R Bull CBBC Apr 2010 C	0.2500	21,900 per 12,000 units	22,400 per 12,000 units	2010/04/29	300,000,000	2009/11/27
68589	Deutsche Bank AG	HSI R Bear CBBC Mar 2010 T	0.2500	23,100 per 12,000 units	22,600 per 12,000 units	2010/03/30	300,000,000	2009/11/27
68599	Goldman Sachs SP (Asia)	HSI R Bear CBBC Apr 2010 X	0.2500	23,100 per 12,000 units	22,600 per 12,000 units	2010/04/29	200,000,000	2009/11/27
68588	SGA Societe Generale Acceptance N.V.	HSI R Bull CBBC Apr10D	0.2500	21,800 per 15,000 units	22,400 per 15,000 units	2010/04/29	300,000,000	2009/11/27
68585	UBS AG	HSI R Bull CBBC Apr 2010 N	0.2500	22,000 per 10,000 units	22,500 per 10,000 units	2010/04/29	300,000,000	2009/11/27
68593	UBS AG	HSI R Bear CBBC Apr 2010 B	0.2500	23,000 per 10,000 units	22,500 per 10,000 units	2010/04/29	300,000,000	2009/11/27
68616	BNP Paribas Arbit Issu B.V.	HSI R Bull CBBC Apr 2010 F	0.2500	22,200 per 12,000 units	22,700 per 12,000 units	2010/04/29	300,000,000	2009/11/30
68617	BNP Paribas Arbit Issu B.V.	HSI R Bull CBBC May 2010 I	0.2500	22,000 per 15,000 units	22,500 per 15,000 units	2010/05/28	300,000,000	2009/11/30
68609	Credit Suisse AG	HSI R Bull CBBC Apr 2010 Z	0.2500	21,900 per 10,000 units	22,400 per 10,000 units	2010/04/29	200,000,000	2009/11/30
68613	Credit Suisse AG	HSI R Bear CBBC Apr 2010 K	0.2500	23,100 per 10,000 units	22,600 per 10,000 units	2010/04/29	200,000,000	2009/11/30
68610	Deutsche Bank AG	HSI R Bear CBBC Apr 2010 J	0.2500	23,200 per 12,000 units	22,700 per 12,000 units	2010/04/29	300,000,000	2009/11/30
68605	Deutsche Bank AG	HSI R Bear CBBC Apr 2010 O	0.2500	23,000 per 12,000 units	22,500 per 12,000 units	2010/04/29	300,000,000	2009/11/30
68614	Goldman Sachs SP (Asia)	HSI R Bull CBBC Apr 2010 I	0.2500	22,100 per 15,000 units	22,600 per 15,000 units	2010/04/29	200,000,000	2009/11/30
68615	Goldman Sachs SP (Asia)	HSI R Bull CBBC Apr 2010 J	0.2500	21,900 per 12,000 units	22,400 per 12,000 units	2010/04/29	200,000,000	2009/11/30



## Newly listed callable bull/bear contracts (continued)

Code	Issuer	Name of issue	Issue prices (HK\$)	Strike price (HKD) / Strike level per 10 units	Call price (HKD) / Call level per 10 units	Expiry date	No. of issue (units)	Listing date
68619	KBC Fin Products Int'l Ltd.	HSI R Bull CBBC Mar 2010 K	0.2500	22,200 per 10,000 units	22,700 per 10,000 units	2010/03/30	208,000,000	2009/11/30
68618	KBC Fin Products Int'l Ltd.	HSI R Bull CBBC Mar 2010 Y	0.2500	22,000 per 12,000 units	22,500 per 12,000 units	2010/03/30	248,000,000	2009/11/30
68624	KBC Fin Products Int'l Ltd.	HSI R Bear CBBC Mar 2010 X	0.2500	23,500 per 10,000 units	23,000 per 10,000 units	2010/03/30	208,000,000	2009/11/30
68623	KBC Fin Products Int'l Ltd.	HSI R Bear CBBC Mar 2010 Z	0.2500	23,300 per 12,000 units	22,800 per 12,000 units	2010/03/30	248,000,000	2009/11/30
68601	CC Rabobank B.A.	A50 China R Bull CBBC Jun 2010 A	0.2500	13.4800	14.2800	2010/06/29	120,000,000	2009/11/30
68602	CC Rabobank B.A.	A50 China R Bull CBBC Jun 2010 B	0.2500	13.9800	14.7800	2010/06/29	120,000,000	2009/11/30
68606	CC Rabobank B.A.	A50 China R Bear CBBC Jun 2010 C	0.3000	18.0800	17.2800	2010/06/29	120,000,000	2009/11/30
68607	CC Rabobank B.A.	A50 China R Bear CBBC Jun 2010 D	0.3500	18.5800	17.7800	2010/06/29	120,000,000	2009/11/30
68608	CC Rabobank B.A.	A50 China R Bear CBBC Jun 2010 E	0.4000	19.0800	18.2800	2010/06/29	120,000,000	2009/11/30
68600	SGA Societe Generale Acceptance N.V.	HSI R Bear CBBC Mar10A	0.2500	23,000 per 12,000 units	22,500 per 12,000 units	2010/03/30	300,000,000	2009/11/30
68603	UBS AG	A50 China R Bear CBBC Mar 2010 F	0.2500	15.8800	15.3800	2010/03/01	200,000,000	2009/11/30
68612	UBS AG	HSI R Bull CBBC Apr 2010 S	0.2500	22,000 per 15,000 units	22,500 per 15,000 units	2010/04/29	300,000,000	2009/11/30
68611	UBS AG	HSI R Bull CBBC Apr 2010 V	0.2500	21,900 per 12,000 units	22,400 per 12,000 units	2010/04/29	300,000,000	2009/11/30
68604	UBS AG	HSI R Bear CBBC Apr 2010 F	0.2500	23,100 per 12,000 units	22,600 per 12,000 units	2010/04/29	300,000,000	2009/11/30
68627	ABN AMRO Bank N.V.	HSI R Bear CBBC Mar 2010 B	0.2500	23,300 per 13,000 units	22,800 per 13,000 units	2010/03/30	250,000,000	2009/12/01
68622	Credit Suisse AG	HSI R Bear CBBC Apr 2010 S	0.2500	23,200 per 15,000 units	22,700 per 15,000 units	2010/04/29	210,000,000	2009/12/01
68629	Deutsche Bank AG	CNOOC R Bear CBBC Apr 2010 I	0.2500	13.4800	12.6800	2010/04/26	150,000,000	2009/12/01
68630	Deutsche Bank AG	A50 China R Bear CBBC Apr 2010 B	0.2500	16.2800	15.6800	2010/04/19	150,000,000	2009/12/01
68620	Deutsche Bank AG	HSI R Bull CBBC Mar 2010 R	0.2500	22,200 per 12,000 units	22,700 per 12,000 units	2010/03/30	300,000,000	2009/12/01
68628	KBC Fin Products Int'l Ltd.	HSI R Bear CBBC Mar 2010 W	0.2500	23,000 per 10,000 units	22,500 per 10,000 units	2010/03/30	208,000,000	2009/12/01
68621	UBS AG	A50 China R Bull CBBC Mar 2010 G	0.2500	14.8800	15.3800	2010/03/01	200,000,000	2009/12/01
68625	UBS AG	HSI R Bear CBBC Mar 2010 S	0.2500	23,200 per 10,000 units	22,700 per 10,000 units	2010/03/30	300,000,000	2009/12/01
68626	UBS AG	HSI R Bear CBBC Apr 2010 P	0.2500	23,000 per 15,000 units	22,500 per 15,000 units	2010/04/29	300,000,000	2009/12/01
68645	BNP Paribas Arbit Issu B.V.	HSCEI R Bull CBBC May 2010 A	0.2500	11,500 per 15,000 units	12,000 per 15,000 units	2010/05/28	200,000,000	2009/12/02
68650	BNP Paribas Arbit Issu B.V.	HSCEI R Bear CBBC May 2010 B	0.2500	15,000 per 15,000 units	14,500 per 15,000 units	2010/05/28	200,000,000	2009/12/02
68640	Credit Suisse AG	China Life R Bull CBBC May 2010 E	0.3050	37.8000	39.0000	2010/05/24	100,000,000	2009/12/02
68641	Credit Suisse AG	HSI R Bear CBBC May 2010 C	0.2500	24,000 per 15,000 units	23,500 per 15,000 units	2010/05/28	210,000,000	2009/12/02
68642	Credit Suisse AG	HSI R Bear CBBC May 2010 D	0.2500	24,500 per 10,000 units	24,000 per 10,000 units	2010/05/28	200,000,000	2009/12/02
68643	Deutsche Bank AG	China Life R Bull CBBC May 2010 B	0.3500	38.1800	39.1800	2010/05/10	150,000,000	2009/12/02
68644	Deutsche Bank AG	China Life R Bull CBBC May 2010 C	0.2600	39.1800	40.1800	2010/05/17	150,000,000	2009/12/02
68648	Deutsche Bank AG	China Life R Bear CBBC May 2010 D	0.8200	47.6800	46.6800	2010/05/17	150,000,000	2009/12/02
68649	Deutsche Bank AG	China Life R Bear CBBC May 2010 E	0.5000	44.6800	43.6800	2010/05/10	150,000,000	2009/12/02
68633	Deutsche Bank AG	HSI R Bear CBBC Apr 2010 D	0.2500	22,900 per 12,000 units	22,400 per 12,000 units	2010/04/29	300,000,000	2009/12/02
68634	KBC Fin Products Int'l Ltd.	Ch Mobile R Bull CBBC Apr 10 A	0.2500	58 per 100 units	63 per 100 units	2010/04/15	208,000,000	2009/12/02
68635	KBC Fin Products Int'l Ltd.	Ch Mobile R Bull CBBC Apr 10 B	0.2500	63 per 100 units	67 per 100 units	2010/04/08	208,000,000	2009/12/02
68655	KBC Fin Products Int'l Ltd.	China Life R Bull CBBC Mar 10C	0.2800	38.1800	39.1800	2010/03/02	148,000,000	2009/12/02
68656	KBC Fin Products Int'l Ltd.	China Life R Bull CBBC Apr 10A	0.4200	36.8800	37.8800	2010/04/01	148,000,000	2009/12/02
68659	KBC Fin Products Int'l Ltd.	Ch Life R Bear CBBC Mar 2010 D	0.3900	44.1800	43.1800	2010/03/02	148,000,000	2009/12/02
68660	KBC Fin Products Int'l Ltd.	Ch Life R Bear CBBC Mar 2010 E	0.4900	45.3800	44.3800	2010/03/15	148,000,000	2009/12/02
68661	KBC Fin Products Int'l Ltd.	Ch Life R Bear CBBC Apr 2010 B	0.6300	46.6800	45.6800	2010/04/01	148,000,000	2009/12/02
68657	KBC Fin Products Int'l Ltd.	A50 China R Bull CBBC Mar 10 C	0.2500	14.3800	14.9800	2010/03/02	188,000,000	2009/12/02
68631	UBS AG	China Mobile R Bull CBBC Mar 2010 F	0.2500	70.88 per 100 units	74.88 per 100 units	2010/03/08	200,000,000	2009/12/02
68637	UBS AG	China Mobile R Bear CBBC Mar 2010 G	0.2500	78.88 per 100 units	74.88 per 100 units	2010/03/08	200,000,000	2009/12/02

## Newly listed callable bull/bear contracts (continued)

Code	Issuer	Name of issue	Issue prices (HK\$)	Strike price (HKD) / Strike level per 10 units	Call price (HKD) / Call level per 10 units	Expiry date	No. of issue (units)	Listing date
68646	UBS AG	China Life R Bull CBBC Mar 2010 G	0.2500	38.8800	39.8800	2010/03/08	200,000,000	2009/12/02
68636	UBS AG	China Life R Bear CBBC Mar 2010 F	0.2500	40.8800	39.8800	2010/03/08	200,000,000	2009/12/02
68651	UBS AG	China Life R Bear CBBC Mar 2010 H	0.8200	48.8800	47.8800	2010/03/15	200,000,000	2009/12/02
68652	UBS AG	China Life R Bear CBBC Mar 2010 I	0.9200	49.8800	48.8800	2010/03/15	200,000,000	2009/12/02
68632	UBS AG	A50 China R Bull CBBC Mar 2010 H	0.2500	14.3800	14.8800	2010/03/15	200,000,000	2009/12/02
68638	UBS AG	HSI R Bear CBBC Apr 2010 J	0.2500	22,900 per 12,000 units	22,400 per 12,000 units	2010/04/29	300,000,000	2009/12/02
68639	UBS AG	HSI R Bear CBBC Apr 2010 K	0.2500	23,300 per 12,000 units	22,800 per 12,000 units	2010/04/29	300,000,000	2009/12/02
68647	UBS AG	Ping An R Bull CBBC Mar 2010 B	0.2500	67.88 per 100 units	73.88 per 100 units	2010/03/08	100,000,000	2009/12/02
68653	UBS AG	Ping An R Bear CBBC Mar 2010 C	0.2500	99.88 per 100 units	93.88 per 100 units	2010/03/08	100,000,000	2009/12/02
68654	UBS AG	TCH R Bull CBBC Mar 2010 F	0.2500	135.88 per 100 units	143.88 per 100 units	2010/03/08	100,000,000	2009/12/02
68680	ABN AMRO Bank N.V.	HSI R Bear CBBC Mar 2010 C	0.2500	23,000 per 13,000 units	22,500 per 13,000 units	2010/03/30	80,000,000	2009/12/03
68679	ABN AMRO Bank N.V.	Jiangxi Copper R Bear CBBC Mar 2010 A	0.2500	22.5800	21.4800	2010/03/19	80,000,000	2009/12/03
68678	ABN AMRO Bank N.V.	TCH R Bull CBBC Mar 2010 F	0.2500	129.88 per 100 units	136.88 per 100 units	2010/03/19	80,000,000	2009/12/03
68665	Credit Suisse AG	HSI R Bull CBBC Apr 2010 O	0.2500	21,800 per 15,000 units	22,300 per 15,000 units	2010/04/29	210,000,000	2009/12/03
68668	Credit Suisse AG	HSI R Bear CBBC Apr 2010 Q	0.2500	22,800 per 15,000 units	22,300 per 15,000 units	2010/04/29	210,000,000	2009/12/03
68664	Deutsche Bank AG	HSI R Bull CBBC Mar 2010 H	0.2500	21,800 per 12,000 units	22,300 per 12,000 units	2010/03/30	300,000,000	2009/12/03
68658	Deutsche Bank AG	HSI R Bull CBBC Apr 2010 G	0.2500	22,100 per 12,000 units	22,600 per 12,000 units	2010/04/29	300,000,000	2009/12/03
68681	Deutsche Bank AG	HSI R Bear CBBC Apr 2010 F	0.2500	22,800 per 12,000 units	22,300 per 12,000 units	2010/04/29	300,000,000	2009/12/03
68682	Goldman Sachs SP (Asia)	HSI R Bear CBBC Mar 2010 W	0.2500	22,900 per 15,000 units	22,400 per 15,000 units	2010/03/30	200,000,000	2009/12/03
68676	KBC Fin Products Int'l Ltd.	HSI R Bull CBBC Apr 2010 I	0.2500	21,700 per 10,000 units	22,200 per 10,000 units	2010/04/29	208,000,000	2009/12/03
68677	KBC Fin Products Int'l Ltd.	HSI R Bear CBBC Mar 2010 B	0.2500	22,800 per 12,000 units	22,300 per 12,000 units	2010/03/30	248,000,000	2009/12/03
68670	UBS AG	BOCL R Bear CBBC Mar 2010 C	0.2500	5.3800	4.8800	2010/03/15	100,000,000	2009/12/03
68671	UBS AG	CC Bank R Bear CBBC Mar 2010 D	0.2500	7.7800	7.3800	2010/03/15	100,000,000	2009/12/03
68662	UBS AG	China Life R Bear CBBC Mar 2010 J	0.2500	41.8800	40.8800	2010/03/15	200,000,000	2009/12/03
68669	UBS AG	Sinopec Corp R Bull CBBC Mar 2010 A	0.2500	4.8800	5.3800	2010/03/15	100,000,000	2009/12/03
68673	UBS AG	Sinopec Corp R Bear CBBC Mar 2010 B	0.2500	7.3800	6.8800	2010/03/15	100,000,000	2009/12/03
68674	UBS AG	A50 China R Bear CBBC Mar 2010 I	0.2500	15.3800	14.8800	2010/03/15	200,000,000	2009/12/03
68667	UBS AG	HKEx R Bull CBBC Mar 2010 A	0.2500	132.88 per 100 units	138.88 per 100 units	2010/03/15	200,000,000	2009/12/03
68672	UBS AG	HKEx R Bear CBBC Mar 2010 B	0.2500	144.88 per 100 units	138.88 per 100 units	2010/03/15	200,000,000	2009/12/03
68663	UBS AG	HSI R Bull CBBC Mar 2010 V	0.2500	22,100 per 12,000 units	22,600 per 12,000 units	2010/03/30	300,000,000	2009/12/03
68666	UBS AG	HSI R Bull CBBC Mar 2010 W	0.2500	21,800 per 10,000 units	22,300 per 10,000 units	2010/03/30	300,000,000	2009/12/03
68675	UBS AG	HSI R Bear CBBC Apr 2010 D	0.2500	22,800 per 10,000 units	22,300 per 10,000 units	2010/04/29	300,000,000	2009/12/03
67733 <sup>4</sup>	ABN AMRO Bank N.V.	TCH R Bull CBBC Mar 2010 B	0.2300	121.88 per 100 units	128.88 per 100 units	2010/03/16	70,000,000	2009/12/03
68741	ABN AMRO Bank N.V.	A50 China R Bear CBBC Mar 2010 B	0.2500	15.4800	14.9800	2010/03/16	80,000,000	2009/12/04
68743	ABN AMRO Bank N.V.	HSI R Bear CBBC Mar 2010 D	0.2500	21,900 per 13,000 units	21,400 per 13,000 units	2010/03/30	250,000,000	2009/12/04
68744	ABN AMRO Bank N.V.	HSI R Bear CBBC Mar 2010 E	0.2510	22,200 per 10,000 units	21,700 per 10,000 units	2010/03/30	250,000,000	2009/12/04
68745	ABN AMRO Bank N.V.	HSI R Bear CBBC Mar 2010 F	0.2500	22,600 per 13,000 units	22,100 per 13,000 units	2010/03/30	250,000,000	2009/12/04
68746	ABN AMRO Bank N.V.	HSI R Bear CBBC Mar 2010 G	0.2500	22,800 per 10,000 units	22,300 per 10,000 units	2010/03/30	250,000,000	2009/12/04
68742	ABN AMRO Bank N.V.	TCH R Bear CBBC Mar 2010 G	0.2510	155.88 per 100 units	148.88 per 100 units	2010/03/16	80,000,000	2009/12/04
68711	BNP Paribas Arbit Issu B.V.	HSI R Bear CBBC Apr 2010 G	0.2500	22,500 per 12,000 units	22,000 per 12,000 units	2010/04/29	300,000,000	2009/12/04
68712	BNP Paribas Arbit Issu B.V.	HSI R Bear CBBC May 2010 J	0.2500	22,800 per 10,000 units	22,200 per 10,000 units	2010/05/28	300,000,000	2009/12/04
68788	BNP Paribas Arbit Issu B.V.	HSI R Bear CBBC May 2010 K	0.2500	22,100 per 12,000 units	21,600 per 12,000 units	2010/05/28	300,000,000	2009/12/04
68789	BNP Paribas Arbit Issu B.V.	HSI R Bear CBBC Jun 2010 A	0.2500	22,000 per 10,000 units	21,400 per 10,000 units	2010/06/29	300,000,000	2009/12/04

## Newly listed callable bull/bear contracts (continued)

Code	Issuer	Name of issue	Issue prices (HK\$)	Strike price (HKD) / Strike level per 10 units	Call price (HKD) / Call level per 10 units	Expiry date	No. of issue (units)	Listing date
68790	BNP Paribas Arbit Issu B.V.	HSI R Bear CBBC Jun 2010 B	0.2500	22,300 per 15,000 units	21,800 per 15,000 units	2010/06/29	300,000,000	2009/12/04
68726	Credit Suisse	China Mobile R Bear CBBC Apr 2010 A	0.2500	81 per 100 units	76 per 100 units	2010/04/26	100,000,000	2009/12/04
68729	Credit Suisse AG	China Life R Bear CBBC May 2010 F	0.2500	40.0000	38.8000	2010/05/24	100,000,000	2009/12/04
68728	Credit Suisse AG	A50 China R Bear CBBC Apr 2010 D	0.2500	15.4000	14.8000	2010/04/26	100,000,000	2009/12/04
68730	Credit Suisse	HKEx R Bear CBBC May 2010 C	0.2500	144 per 100 units	138 per 100 units	2010/05/24	100,000,000	2009/12/04
68727	Credit Suisse AG	HSBC R Bear CBBC Apr 2010 E	0.2500	98 per 100 units	93 per 100 units	2010/04/26	100,000,000	2009/12/04
68725	Credit Suisse AG	HSI R Bull CBBC Apr 2010 U	0.2500	20,800 per 15,000 units	21,300 per 15,000 units	2010/04/29	210,000,000	2009/12/04
68685	Credit Suisse AG	HSI R Bull CBBC Apr 2010 V	0.2500	21,400 per 15,000 units	21,900 per 15,000 units	2010/04/29	210,000,000	2009/12/04
68686	Credit Suisse AG	HSI R Bull CBBC Apr 2010 X	0.2500	21,700 per 10,000 units	22,200 per 10,000 units	2010/04/29	200,000,000	2009/12/04
68684	Credit Suisse AG	HSI R Bull CBBC Apr 2010 Y	0.2500	21,100 per 10,000 units	21,600 per 10,000 units	2010/04/29	200,000,000	2009/12/04
68748	Credit Suisse AG	HSI R Bear CBBC Apr 2010 R	0.2500	22,000 per 15,000 units	21,500 per 15,000 units	2010/04/29	210,000,000	2009/12/04
68747	Credit Suisse AG	HSI R Bear CBBC Apr 2010 T	0.2500	21,700 per 10,000 units	21,200 per 10,000 units	2010/04/29	200,000,000	2009/12/04
68749	Credit Suisse AG	HSI R Bear CBBC May 2010 E	0.2500	22,300 per 10,000 units	21,800 per 10,000 units	2010/05/28	200,000,000	2009/12/04
68750	Credit Suisse AG	HSI R Bear CBBC May 2010 F	0.2500	22,600 per 15,000 units	22,100 per 15,000 units	2010/05/28	210,000,000	2009/12/04
68751	Credit Suisse AG	HSI R Bear CBBC May 2010 G	0.2500	23,400 per 38,000 units	22,800 per 38,000 units	2010/05/28	190,000,000	2009/12/04
68760	Deutsche Bank AG	China Mobile R Bull CBBC Apr 2010 E	0.2500	54.68 per 100 units	60.68 per 100 units	2010/04/26	150,000,000	2009/12/04
68763	Deutsche Bank AG	China Mobile R Bear CBBC Apr 2010 F	0.2500	81.68 per 100 units	75.68 per 100 units	2010/04/26	150,000,000	2009/12/04
68756	Deutsche Bank AG	CC Bank R Bull CBBC May 2010 A	0.2900	4.0800	4.6800	2010/05/03	150,000,000	2009/12/04
68759	Deutsche Bank AG	CC Bank R Bear CBBC May 2010 B	0.2500	8.2800	7.6800	2010/05/03	150,000,000	2009/12/04
68761	Deutsche Bank AG	China Life R Bear CBBC May 2010 F	0.3000	39.6800	38.6800	2010/05/10	200,000,000	2009/12/04
68762	Deutsche Bank AG	China Life R Bear CBBC May 2010 G	0.5200	41.6800	40.6800	2010/05/17	200,000,000	2009/12/04
68757	Deutsche Bank AG	HKEx R Bear CBBC May 2010 A	0.2500	147.18 per 100 units	140.18 per 100 units	2010/05/03	150,000,000	2009/12/04
68758	Deutsche Bank AG	HSBC R Bear CBBC Apr 2010 B	0.2500	95.88 per 100 units	90.88 per 100 units	2010/04/26	150,000,000	2009/12/04
68689	Deutsche Bank AG	HSI R Bull CBBC Mar 2010 J	0.2500	21,300 per 12,000 units	21,800 per 12,000 units	2010/03/30	300,000,000	2009/12/04
68723	Deutsche Bank AG	HSI R Bull CBBC Mar 2010 O	0.2500	20,700 per 12,000 units	21,200 per 12,000 units	2010/03/30	300,000,000	2009/12/04
68690	Deutsche Bank AG	HSI R Bull CBBC Mar 2010 V	0.2500	21,500 per 12,000 units	22,000 per 12,000 units	2010/03/30	300,000,000	2009/12/04
68724	Deutsche Bank AG	HSI R Bull CBBC Mar 2010 X	0.2500	20,900 per 12,000 units	21,400 per 12,000 units	2010/03/30	300,000,000	2009/12/04
68692	Deutsche Bank AG	HSI R Bull CBBC Apr 2010 L	0.2500	21,700 per 12,000 units	22,200 per 12,000 units	2010/04/29	300,000,000	2009/12/04
68691	Deutsche Bank AG	HSI R Bull CBBC Apr 2010 Y	0.2600	21,100 per 12,000 units	21,600 per 12,000 units	2010/04/29	300,000,000	2009/12/04
68752	Deutsche Bank AG	HSI R Bear CBBC Mar 2010 S	0.2500	21,700 per 12,000 units	21,200 per 12,000 units	2010/03/30	300,000,000	2009/12/04
68754	Deutsche Bank AG	HSI R Bear CBBC Apr 2010 V	0.2500	22,300 per 15,000 units	21,700 per 15,000 units	2010/04/29	300,000,000	2009/12/04
68753	Deutsche Bank AG	HSI R Bear CBBC Apr 2010 W	0.2500	21,900 per 12,000 units	21,400 per 12,000 units	2010/04/29	300,000,000	2009/12/04
68755	Deutsche Bank AG	HSI R Bear CBBC May 2010 R	0.2800	22,500 per 12,000 units	22,000 per 12,000 units	2010/05/28	300,000,000	2009/12/04
68764	Goldman Sachs SP (Asia)	HSI R Bear CBBC Mar 2010 S	0.2500	21,900 per 18,000 units	21,400 per 18,000 units	2010/03/30	200,000,000	2009/12/04
68765	Goldman Sachs SP (Asia)	HSI R Bear CBBC Mar 2010 V	0.2500	22,100 per 15,000 units	21,600 per 15,000 units	2010/03/30	200,000,000	2009/12/04
68767	Goldman Sachs SP (Asia)	HSI R Bear CBBC Apr 2010 K	0.2500	22,500 per 15,000 units	22,000 per 15,000 units	2010/04/29	200,000,000	2009/12/04
68766	Goldman Sachs SP (Asia)	HSI R Bear CBBC Apr 2010 L	0.2500	22,300 per 12,000 units	21,800 per 12,000 units	2010/04/29	200,000,000	2009/12/04
68768	Goldman Sachs SP (Asia)	HSI R Bear CBBC May 2010 E	0.2500	22,700 per 18,000 units	22,200 per 18,000 units	2010/05/28	200,000,000	2009/12/04
68721	KBC Fin Products Int'l Ltd.	HSI R Bull CBBC Mar 2010 A	0.2500	20,700 per 10,000 units	21,200 per 10,000 units	2010/03/30	208,000,000	2009/12/04
68705	KBC Fin Products Int'l Ltd.	HSI R Bull CBBC Apr 2010 J	0.2500	21,000 per 15,000 units	21,600 per 15,000 units	2010/04/29	308,000,000	2009/12/04
68722	KBC Fin Products Int'l Ltd.	HSI R Bull CBBC Apr 2010 K	0.2500	20,900 per 12,000 units	21,400 per 12,000 units	2010/04/29	248,000,000	2009/12/04
68737	KBC Fin Products Int'l Ltd.	HSI R Bear CBBC Mar 2010 C	0.2500	22,100 per 10,000 units	21,600 per 10,000 units	2010/03/30	208,000,000	2009/12/04
68738	KBC Fin Products Int'l Ltd.	HSI R Bear CBBC Mar 2010 D	0.2500	22,500 per 10,000 units	22,000 per 10,000 units	2010/03/30	208,000,000	2009/12/04

## Newly listed callable bull/bear contracts (continued)

Code	Issuer	Name of issue	Issue prices (HK\$)	Strike price (HKD) / Strike level per 10 units	Call price (HKD) / Call level per 10 units	Expiry date	No. of issue (units)	Listing date
68736	KBC Fin Products Int'l Ltd.	HSI R Bear CBBC Mar 2010 F	0.2500	21,700 per 10,000 units	21,200 per 10,000 units	2010/03/30	208,000,000	2009/12/04
68739	KBC Fin Products Int'l Ltd.	HSI R Bear CBBC Apr 2010 L	0.2500	21,900 per 12,000 units	21,400 per 12,000 units	2010/04/29	248,000,000	2009/12/04
68740	KBC Fin Products Int'l Ltd.	HSI R Bear CBBC Apr 2010 M	0.2500	22,300 per 12,000 units	21,800 per 12,000 units	2010/04/29	248,000,000	2009/12/04
68706	CC Rabobank B.A.	HSI R Bear CBBC Jun 2010 Q	0.2500	22,900 per 10,000 units	22,400 per 10,000 units	2010/06/29	200,000,000	2009/12/04
68707	CC Rabobank B.A.	HSI R Bear CBBC Jun 2010 R	0.2500	23,100 per 10,000 units	22,600 per 10,000 units	2010/06/29	200,000,000	2009/12/04
68708	CC Rabobank B.A.	HSI R Bear CBBC Jun 2010 S	0.2500	23,300 per 10,000 units	22,800 per 10,000 units	2010/06/29	200,000,000	2009/12/04
68709	CC Rabobank B.A.	HSI R Bear CBBC Jun 2010 T	0.2500	22,500 per 10,000 units	22,000 per 10,000 units	2010/06/29	200,000,000	2009/12/04
68710	CC Rabobank B.A.	HSI R Bear CBBC Jun 2010 U	0.2500	22,700 per 10,000 units	22,200 per 10,000 units	2010/06/29	200,000,000	2009/12/04
68683	SGA Societe Generale Acceptance N.V.	HSI R Bull CBBC May10G	0.2500	21,700 per 10,000 units	22,200 per 10,000 units	2010/05/28	300,000,000	2009/12/04
68714	SGA Societe Generale Acceptance N.V.	HSI R Bear CBBC May10C	0.2500	22,100 per 10,000 units	21,600 per 10,000 units	2010/05/28	300,000,000	2009/12/04
68715	SGA Societe Generale Acceptance N.V.	HSI R Bear CBBC May10D	0.2500	22,200 per 10,000 units	21,700 per 10,000 units	2010/05/28	300,000,000	2009/12/04
68713	SGA Societe Generale Acceptance N.V.	HSI R Bear CBBC May10F	0.2500	22,000 per 10,000 units	21,500 per 10,000 units	2010/05/28	300,000,000	2009/12/04
68717	SGA Societe Generale Acceptance N.V.	HSI R Bear CBBC May10L	0.2500	22,400 per 12,000 units	21,900 per 12,000 units	2010/05/28	300,000,000	2009/12/04
68687	SGA Societe Generale Acceptance N.V.	HSI R Bear CBBC May10R	0.2500	22,800 per 10,000 units	22,300 per 10,000 units	2010/05/28	300,000,000	2009/12/04
68688	SGA Societe Generale Acceptance N.V.	HSI R Bear CBBC May10S	0.2500	22,900 per 10,000 units	22,400 per 10,000 units	2010/05/28	300,000,000	2009/12/04
68716	SGA Societe Generale Acceptance N.V.	HSI R Bear CBBC May10Y	0.2500	22,300 per 10,000 units	21,800 per 10,000 units	2010/05/28	300,000,000	2009/12/04
68718	SGA Societe Generale Acceptance N.V.	HSI R Bear CBBC Jun10A	0.2500	22,500 per 10,000 units	22,000 per 10,000 units	2010/06/29	300,000,000	2009/12/04
68719	SGA Societe Generale Acceptance N.V.	HSI R Bear CBBC Jun10B	0.2500	22,600 per 12,000 units	22,100 per 12,000 units	2010/06/29	300,000,000	2009/12/04
68720	SGA Societe Generale Acceptance N.V.	HSI R Bear CBBC Jun10C	0.2500	22,700 per 10,000 units	22,200 per 10,000 units	2010/06/29	300,000,000	2009/12/04
68776	UBS AG	BOCL R Bear CBBC Mar 2010 D	0.2500	5.0800	4.5800	2010/03/08	100,000,000	2009/12/04
68694	UBS AG	China Mobile R Bull CBBC Mar 2010 H	0.2500	68.88 per 100 units	72.88 per 100 units	2010/03/08	200,000,000	2009/12/04
68780	UBS AG	China Mobile R Bear CBBC Mar 2010 I	0.2500	76.88 per 100 units	72.88 per 100 units	2010/03/08	200,000,000	2009/12/04
68735	UBS AG	China Tel R Bull CBBC Mar 2010 C	0.2500	2.9800	3.3800	2010/03/08	100,000,000	2009/12/04
68778	UBS AG	CCHC R Bear CBBC Mar 2010 L	0.2500	11.8800	10.8800	2010/03/15	100,000,000	2009/12/04
68777	UBS AG	Cheung Kong R Bear CBBC Mar 2010 B	0.2500	111.88 per 100 units	103.88 per 100 units	2010/03/08	100,000,000	2009/12/04
68693	UBS AG	China Life R Bull CBBC Mar 2010 K	0.2500	37.8800	38.8800	2010/03/08	200,000,000	2009/12/04
68733	UBS AG	China Life R Bull CBBC Mar 2010 L	0.2500	36.8800	37.8800	2010/03/08	200,000,000	2009/12/04
68779	UBS AG	China Life R Bear CBBC Mar 2010 M	0.2500	39.8800	38.8800	2010/03/08	200,000,000	2009/12/04
68734	UBS AG	Sinopec Corp R Bull CBBC Mar 2010 C	0.2500	5.8800	6.3800	2010/03/15	100,000,000	2009/12/04
68786	UBS AG	Sinopec Corp R Bull CBBC Mar 2010 D	0.2500	4.3800	4.8800	2010/03/15	100,000,000	2009/12/04
68697	UBS AG	A50 China R Bull CBBC Mar 2010 J	0.2500	13.8800	14.3800	2010/03/15	200,000,000	2009/12/04
68785	UBS AG	A50 China R Bear CBBC Mar 2010 K	0.2500	14.8800	14.3800	2010/03/15	200,000,000	2009/12/04
68695	UBS AG	HKEX R Bull CBBC Mar 2010 C	0.2500	127.88 per 100 units	133.88 per 100 units	2010/03/15	200,000,000	2009/12/04
68781	UBS AG	HKEX R Bear CBBC Mar 2010 D	0.2500	139.88 per 100 units	133.88 per 100 units	2010/03/15	200,000,000	2009/12/04
68696	UBS AG	HSBC R Bull CBBC Mar 2010 A	0.2500	83.88 per 100 units	88.88 per 100 units	2010/03/08	200,000,000	2009/12/04
68782	UBS AG	HSBC R Bear CBBC Mar 2010 B	0.2500	98.88 per 100 units	93.88 per 100 units	2010/03/08	200,000,000	2009/12/04
68769	UBS AG	HSCEI R Bear CBBC Apr 2010 C	0.2500	13,500 per 20,000 units	13,000 per 20,000 units	2010/04/29	100,000,000	2009/12/04
68770	UBS AG	HSCEI R Bear CBBC Apr 2010 D	0.2500	14,000 per 20,000 units	13,500 per 20,000 units	2010/04/29	100,000,000	2009/12/04
68700	UBS AG	HSI R Bull CBBC Mar 2010 O	0.2500	21,500 per 10,000 units	22,000 per 10,000 units	2010/03/30	300,000,000	2009/12/04
68698	UBS AG	HSI R Bull CBBC Mar 2010 P	0.2500	21,000 per 10,000 units	21,500 per 10,000 units	2010/03/30	300,000,000	2009/12/04
68699	UBS AG	HSI R Bull CBBC Mar 2010 Q	0.2500	21,200 per 10,000 units	21,700 per 10,000 units	2010/03/30	300,000,000	2009/12/04
68731	UBS AG	HSI R Bull CBBC Apr 2010 M	0.2500	20,700 per 12,000 units	21,200 per 12,000 units	2010/04/29	300,000,000	2009/12/04
68703	UBS AG	HSI R Bull CBBC Apr 2010 N	0.2500	21,700 per 12,000 units	22,200 per 12,000 units	2010/04/29	300,000,000	2009/12/04

## Newly listed callable bull/bear contracts (continued)

Code	Issuer	Name of issue	Issue prices (HK\$)	Strike price (HKD) / Strike level per 10 units	Call price (HKD) / Call level per 10 units	Expiry date	No. of issue (units)	Listing date
68702	UBS AG	HSI R Bull CBBC Apr 2010 Q	0.2500	21,000 per 15,000 units	21,500 per 15,000 units	2010/04/29	300,000,000	2009/12/04
68701	UBS AG	HSI R Bull CBBC Apr 2010 U	0.2500	20,500 per 15,000 units	21,000 per 15,000 units	2010/04/29	300,000,000	2009/12/04
68704	UBS AG	HSI R Bull CBBC May 2010 U	0.2500	20,000 per 15,000 units	20,500 per 15,000 units	2010/05/28	300,000,000	2009/12/04
68732	UBS AG	HSI R Bull CBBC Jun 2010 U	0.2500	20,800 per 38,000 units	21,300 per 38,000 units	2010/06/29	400,000,000	2009/12/04
68772	UBS AG	HSI R Bear CBBC Mar 2010 K	0.2500	22,500 per 10,000 units	22,000 per 10,000 units	2010/03/30	300,000,000	2009/12/04
68771	UBS AG	HSI R Bear CBBC Mar 2010 U	0.2500	22,000 per 10,000 units	21,500 per 10,000 units	2010/03/30	300,000,000	2009/12/04
68773	UBS AG	HSI R Bear CBBC Apr 2010 I	0.2500	21,700 per 12,000 units	21,200 per 12,000 units	2010/04/29	300,000,000	2009/12/04
68774	UBS AG	HSI R Bear CBBC Jun 2010 V	0.2500	22,500 per 15,000 units	22,000 per 15,000 units	2010/06/29	300,000,000	2009/12/04
68775	UBS AG	HSI R Bear CBBC Jun 2010 W	0.2500	22,800 per 38,000 units	22,300 per 38,000 units	2010/06/29	400,000,000	2009/12/04
68783	UBS AG	ICBC R Bear CBBC Mar 2010 E	0.2500	7.2800	6.8800	2010/03/08	100,000,000	2009/12/04
68784	UBS AG	SHK Ppt R Bear CBBC Mar 2010 A	0.2500	126.88 per 100 units	118.88 per 100 units	2010/03/08	100,000,000	2009/12/04
68787	UBS AG	TCH R Bull CBBC Mar 2010 G	0.2500	115.88 per 100 units	123.88 per 100 units	2010/03/08	100,000,000	2009/12/04
68842	ABN AMRO Bank N.V.	HSBC R Bull CBBC Mar 2010 A	0.2500	73 per 100 units	81 per 100 units	2010/03/19	80,000,000	2009/12/07
68846	ABN AMRO Bank N.V.	HSBC R Bear CBBC Mar 2010 B	0.2500	107 per 100 units	99 per 100 units	2010/03/19	80,000,000	2009/12/07
68843	ABN AMRO Bank N.V.	HSI R Bull CBBC Mar 2010 H	0.2500	20,700 per 13,000 units	21,200 per 13,000 units	2010/03/30	250,000,000	2009/12/07
68844	ABN AMRO Bank N.V.	HSI R Bull CBBC Mar 2010 I	0.2500	20,900 per 12,000 units	21,400 per 12,000 units	2010/03/30	250,000,000	2009/12/07
68845	ABN AMRO Bank N.V.	HSI R Bull CBBC Mar 2010 J	0.2500	21,100 per 13,000 units	21,600 per 13,000 units	2010/03/30	250,000,000	2009/12/07
68841	ABN AMRO Bank N.V.	Jiangxi Copper R Bull CBBC Mar 2010 B	0.2590	17.3000	18.4000	2010/03/19	80,000,000	2009/12/07
68840	BNP Paribas Arbit Issu B.V.	HSI R Bull CBBC Apr 2010 I	0.2500	21,300 per 12,000 units	21,800 per 12,000 units	2010/04/29	300,000,000	2009/12/07
68839	BNP Paribas Arbit Issu B.V.	HSI R Bull CBBC Apr 2010 J	0.2500	21,000 per 15,000 units	21,500 per 15,000 units	2010/04/29	300,000,000	2009/12/07
68838	BNP Paribas Arbit Issu B.V.	HSI R Bull CBBC Apr 2010 L	0.2500	20,700 per 12,000 units	21,200 per 12,000 units	2010/04/29	300,000,000	2009/12/07
68827	Credit Suisse AG	China Life R Bear CBBC May 2010 G	0.3350	42.0000	40.8000	2010/05/24	100,000,000	2009/12/07
68828	Credit Suisse AG	HKEx R Bear CBBC May 2010 D	0.2500	149 per 100 units	143 per 100 units	2010/05/24	100,000,000	2009/12/07
68829	Credit Suisse AG	HSBC R Bear CBBC Apr 2010 F	0.2500	103 per 100 units	98 per 100 units	2010/04/26	100,000,000	2009/12/07
68830	Credit Suisse AG	HSI R Bull CBBC May 2010 J	0.2500	20,700 per 10,000 units	21,200 per 10,000 units	2010/05/28	200,000,000	2009/12/07
68831	Credit Suisse AG	HSI R Bull CBBC May 2010 K	0.2500	21,000 per 15,000 units	21,500 per 15,000 units	2010/05/28	210,000,000	2009/12/07
68832	Credit Suisse AG	HSI R Bull CBBC May 2010 L	0.2500	21,300 per 10,000 units	21,800 per 10,000 units	2010/05/28	200,000,000	2009/12/07
68818	Credit Suisse AG	HSI R Bear CBBC Apr 2010 N	0.2500	22,100 per 10,000 units	21,600 per 10,000 units	2010/04/29	200,000,000	2009/12/07
68817	Credit Suisse AG	HSI R Bear CBBC Apr 2010 P	0.2500	21,800 per 15,000 units	21,300 per 15,000 units	2010/04/29	210,000,000	2009/12/07
68819	Credit Suisse AG	HSI R Bear CBBC May 2010 H	0.2500	22,500 per 10,000 units	22,000 per 10,000 units	2010/05/28	200,000,000	2009/12/07
68826	Credit Suisse AG	HSI R Bear CBBC May 2010 I	0.2500	22,900 per 10,000 units	22,400 per 10,000 units	2010/05/28	200,000,000	2009/12/07
68804	Deutsche Bank AG	HSI R Bull CBBC May 2010 T	0.2500	21,100 per 15,000 units	21,700 per 15,000 units	2010/05/28	300,000,000	2009/12/07
68805	Deutsche Bank AG	HSI R Bear CBBC Mar 2010 C	0.2500	22,700 per 15,000 units	22,100 per 15,000 units	2010/03/30	300,000,000	2009/12/07
68795	Deutsche Bank AG	HSI R Bear CBBC Mar 2010 D	0.2500	22,300 per 12,000 units	21,800 per 12,000 units	2010/03/30	300,000,000	2009/12/07
68794	Deutsche Bank AG	HSI R Bear CBBC Mar 2010 N	0.2500	22,100 per 12,000 units	21,600 per 12,000 units	2010/03/30	300,000,000	2009/12/07
68796	Deutsche Bank AG	HSI R Bear CBBC May 2010 S	0.2700	22,100 per 10,000 units	21,500 per 10,000 units	2010/05/28	300,000,000	2009/12/07
68847	Goldman Sachs SP (Asia)	HSI R Bull CBBC Mar 2010 H	0.2500	20,700 per 15,000 units	21,200 per 15,000 units	2010/03/30	200,000,000	2009/12/07
68848	Goldman Sachs SP (Asia)	HSI R Bull CBBC Apr 2010 O	0.2500	20,900 per 18,000 units	21,400 per 18,000 units	2010/04/29	200,000,000	2009/12/07
68849	Goldman Sachs SP (Asia)	HSI R Bull CBBC May 2010 H	0.2500	21,100 per 15,000 units	21,600 per 15,000 units	2010/05/28	200,000,000	2009/12/07
68797	HK Bank	HSI R Bear CBBC Jun 2010 N	0.2500	22,900 per 12,000 units	22,300 per 12,000 units	2010/06/29	100,000,000	2009/12/07
68798	HK Bank	HSI R Bear CBBC Jun 2010 O	0.2500	23,400 per 15,000 units	22,800 per 15,000 units	2010/06/29	150,000,000	2009/12/07
68813	CC Rabobank B.A.	HSI R Bull CBBC Jun 2010 V	0.2500	20,700 per 30,000 units	21,200 per 30,000 units	2010/06/29	200,000,000	2009/12/07
68814	CC Rabobank B.A.	HSI R Bull CBBC Jun 2010 W	0.2500	20,900 per 18,000 units	21,400 per 18,000 units	2010/06/29	200,000,000	2009/12/07



## Newly listed callable bull/bear contracts (continued)

Code	Issuer	Name of issue	Issue prices (HK\$)	Strike price (HKD) / Strike level per 10 units	Call price (HKD) / Call level per 10 units	Expiry date	No. of issue (units)	Listing date
68815	CC Rabobank B.A.	HSI R Bull CBBC Jun 2010 X	0.2500	21,100 per 18,000 units	21,600 per 18,000 units	2010/06/29	200,000,000	2009/12/07
68816	CC Rabobank B.A.	HSI R Bull CBBC Jun 2010 Y	0.2500	21,300 per 18,000 units	21,800 per 18,000 units	2010/06/29	200,000,000	2009/12/07
68821	CC Rabobank B.A.	HSI R Bear CBBC Jun 2010 A	0.2500	22,800 per 15,000 units	22,300 per 15,000 units	2010/06/29	200,000,000	2009/12/07
68825	CC Rabobank B.A.	HSI R Bear CBBC Jun 2010 C	0.2500	23,400 per 15,000 units	22,900 per 15,000 units	2010/06/29	200,000,000	2009/12/07
68822	CC Rabobank B.A.	HSI R Bear CBBC Jun 2010 D	0.2500	23,000 per 15,000 units	22,500 per 15,000 units	2010/06/29	200,000,000	2009/12/07
68824	CC Rabobank B.A.	HSI R Bear CBBC Jun 2010 L	0.2500	23,300 per 18,000 units	22,800 per 18,000 units	2010/06/29	200,000,000	2009/12/07
68823	CC Rabobank B.A.	HSI R Bear CBBC Jun 2010 M	0.2500	23,200 per 30,000 units	22,700 per 30,000 units	2010/06/29	200,000,000	2009/12/07
68820	CC Rabobank B.A.	HSI R Bear CBBC Jun 2010 Z	0.2500	22,600 per 15,000 units	22,100 per 15,000 units	2010/06/29	200,000,000	2009/12/07
68806	SGA Societe Generale Acceptance N.V.	HSI R Bull CBBC Jun10G	0.2500	20,600 per 10,000 units	21,100 per 10,000 units	2010/06/29	300,000,000	2009/12/07
68807	SGA Societe Generale Acceptance N.V.	HSI R Bull CBBC Jun10H	0.2500	20,700 per 15,000 units	21,200 per 15,000 units	2010/06/29	300,000,000	2009/12/07
68808	SGA Societe Generale Acceptance N.V.	HSI R Bull CBBC Jun10I	0.2500	20,800 per 12,000 units	21,300 per 12,000 units	2010/06/29	300,000,000	2009/12/07
68809	SGA Societe Generale Acceptance N.V.	HSI R Bull CBBC Jun10J	0.2500	20,900 per 10,000 units	21,400 per 10,000 units	2010/06/29	300,000,000	2009/12/07
68810	SGA Societe Generale Acceptance N.V.	HSI R Bull CBBC Jun10K	0.2500	21,000 per 12,000 units	21,500 per 12,000 units	2010/06/29	300,000,000	2009/12/07
68811	SGA Societe Generale Acceptance N.V.	HSI R Bull CBBC Jun10L	0.2500	21,100 per 10,000 units	21,600 per 10,000 units	2010/06/29	300,000,000	2009/12/07
68812	SGA Societe Generale Acceptance N.V.	HSI R Bull CBBC Jun10M	0.2500	21,200 per 15,000 units	21,700 per 15,000 units	2010/06/29	300,000,000	2009/12/07
68791	SGA Societe Generale Acceptance N.V.	HSI R Bear CBBC Jun10D	0.2500	21,700 per 10,000 units	21,200 per 10,000 units	2010/06/29	300,000,000	2009/12/07
68792	SGA Societe Generale Acceptance N.V.	HSI R Bear CBBC Jun10E	0.2500	21,800 per 10,000 units	21,300 per 10,000 units	2010/06/29	300,000,000	2009/12/07
68793	SGA Societe Generale Acceptance N.V.	HSI R Bear CBBC Jun10F	0.2500	21,900 per 12,000 units	21,400 per 12,000 units	2010/06/29	300,000,000	2009/12/07
68836	UBS AG	China Mobile R Bull CBBC Mar 2010 J	0.2500	64.88 per 100 units	68.88 per 100 units	2010/03/15	200,000,000	2009/12/07
68835	UBS AG	HSI R Bull CBBC Apr 2010 S	0.2500	21,300 per 12,000 units	21,800 per 12,000 units	2010/04/29	300,000,000	2009/12/07
68834	UBS AG	HSI R Bull CBBC Apr 2010 V	0.2500	20,600 per 10,000 units	21,100 per 10,000 units	2010/04/29	300,000,000	2009/12/07
68833	UBS AG	HSI R Bull CBBC May 2010 A	0.2500	20,900 per 12,000 units	21,400 per 12,000 units	2010/05/28	300,000,000	2009/12/07
68837	UBS AG	HSI R Bear CBBC May 2010 Q	0.2500	22,700 per 12,000 units	22,200 per 12,000 units	2010/05/28	300,000,000	2009/12/07
68801	UBS AG	HSI R Bear CBBC May 2010 R	0.2500	22,400 per 10,000 units	21,900 per 10,000 units	2010/05/28	300,000,000	2009/12/07
68800	UBS AG	HSI R Bear CBBC May 2010 T	0.2500	22,100 per 12,000 units	21,600 per 12,000 units	2010/05/28	300,000,000	2009/12/07
68799	UBS AG	HSI R Bear CBBC May 2010 X	0.2500	21,800 per 10,000 units	21,300 per 10,000 units	2010/05/28	300,000,000	2009/12/07
68802	UBS AG	HSI R Bear CBBC Jun 2010 X	0.2500	22,000 per 15,000 units	21,500 per 15,000 units	2010/06/29	300,000,000	2009/12/07
68803	UBS AG	HSI R Bear CBBC Jun 2010 Y	0.2500	22,300 per 38,000 units	21,800 per 38,000 units	2010/06/29	400,000,000	2009/12/07
68899	Credit Suisse AG	A50 China R Bull CBBC Apr 2010 E	0.2500	13.9000	14.5000	2010/04/26	100,000,000	2009/12/08
68900	Credit Suisse AG	HkEx R Bull CBBC May 2010 E	0.2500	127 per 100 units	133 per 100 units	2010/05/24	100,000,000	2009/12/08
68894	Credit Suisse AG	HSI R Bull CBBC Apr 2010 L	0.2500	21,600 per 15,000 units	22,100 per 15,000 units	2010/04/29	210,000,000	2009/12/08
68895	Credit Suisse AG	HSI R Bull CBBC May 2010 N	0.2500	20,600 per 15,000 units	21,100 per 15,000 units	2010/05/28	210,000,000	2009/12/08
68896	Credit Suisse AG	HSI R Bull CBBC May 2010 O	0.2500	20,900 per 10,000 units	21,400 per 10,000 units	2010/05/28	200,000,000	2009/12/08
68897	Credit Suisse AG	HSI R Bull CBBC May 2010 P	0.2500	21,200 per 15,000 units	21,700 per 15,000 units	2010/05/28	210,000,000	2009/12/08
68898	Credit Suisse AG	HSI R Bear CBBC Apr 2010 Z	0.2500	22,700 per 10,000 units	22,200 per 10,000 units	2010/04/29	200,000,000	2009/12/08
68855	Credit Suisse AG	HSI R Bear CBBC May 2010 M	0.2500	22,400 per 15,000 units	21,900 per 15,000 units	2010/05/28	210,000,000	2009/12/08
68892	Deutsche Bank AG	China Life R Bull CBBC May 2010 H	0.2800	37.1800	38.1800	2010/05/10	150,000,000	2009/12/08
68893	Deutsche Bank AG	HSI R Bull CBBC Mar 2010 R	0.2500	21,300 per 10,000 units	21,900 per 10,000 units	2010/03/30	300,000,000	2009/12/08
68860	Deutsche Bank AG	HSI R Bull CBBC Apr 2010 K	0.2500	20,900 per 10,000 units	21,500 per 10,000 units	2010/04/29	300,000,000	2009/12/08
68854	Deutsche Bank AG	HSI R Bear CBBC May 2010 U	0.2500	22,500 per 10,000 units	21,900 per 10,000 units	2010/05/28	300,000,000	2009/12/08
68861	Deutsche Bank AG	HSI R Bear CBBC May 2010 V	0.2500	22,800 per 10,000 units	22,200 per 10,000 units	2010/05/28	300,000,000	2009/12/08
68901	Goldman Sachs SP (Asia)	HSI R Bull CBBC Mar 2010 I	0.2500	21,300 per 12,000 units	21,800 per 12,000 units	2010/03/30	200,000,000	2009/12/08
68902	Goldman Sachs SP (Asia)	HSI R Bull CBBC Mar 2010 X	0.2500	21,500 per 15,000 units	22,000 per 15,000 units	2010/03/30	200,000,000	2009/12/08

## Newly listed callable bull/bear contracts (continued)

Code	Issuer	Name of issue	Issue prices (HK\$)	Strike price (HKD) / Strike level per 10 units	Call price (HKD) / Call level per 10 units	Expiry date	No. of issue (units)	Listing date
68865	KBC Fin Products Int'l Ltd.	Ch Mobile R Bull CBBC Mar 10C	0.2500	67.88 per 100 units	71.88 per 100 units	2010/03/08	208,000,000	2009/12/08
68866	KBC Fin Products Int'l Ltd.	Ch Mobile R Bull CBBC Mar 10D	0.2500	69 per 100 units	73 per 100 units	2010/03/08	208,000,000	2009/12/08
68867	KBC Fin Products Int'l Ltd.	Ch Mobile R Bull CBBC Apr 10C	0.2500	61 per 100 units	65 per 100 units	2010/04/01	208,000,000	2009/12/08
68868	KBC Fin Products Int'l Ltd.	Ch Mobile R Bear CBBC Mar 10E	0.2500	80.88 per 100 units	76.88 per 100 units	2010/03/08	208,000,000	2009/12/08
68869	KBC Fin Products Int'l Ltd.	Ch Mobile R Bear CBBC Apr 10D	0.2500	83.48 per 100 units	79.48 per 100 units	2010/04/01	208,000,000	2009/12/08
68870	KBC Fin Products Int'l Ltd.	Ch Mobile R Bear CBBC Apr 10E	0.2500	85.48 per 100 units	81.48 per 100 units	2010/04/15	208,000,000	2009/12/08
68871	KBC Fin Products Int'l Ltd.	Ch Mobile R Bear CBBC May 10A	0.2900	87.48 per 100 units	83.48 per 100 units	2010/05/03	208,000,000	2009/12/08
68872	KBC Fin Products Int'l Ltd.	Ch Mobile R Bear CBBC May 10B	0.3100	89.48 per 100 units	85.48 per 100 units	2010/05/10	208,000,000	2009/12/08
68864	KBC Fin Products Int'l Ltd.	HSI R Bull CBBC Mar 2010 M	0.2500	21,300 per 12,000 units	21,800 per 12,000 units	2010/03/30	248,000,000	2009/12/08
68863	KBC Fin Products Int'l Ltd.	HSI R Bull CBBC Mar 2010 N	0.2500	21,500 per 10,000 units	22,000 per 10,000 units	2010/03/30	208,000,000	2009/12/08
68863	Macquarie Bank Ltd.	HSI R Bear CBBC Mar 2010 A	0.2500	23,500 per 12,000 units	23,000 per 12,000 units	2010/03/30	300,000,000	2009/12/08
68850	Merrill Lynch Int'l & Co. C.V.	HSI R Bull CBBC Jun 2010 F	0.2500	20,500 per 10,000 units	21,100 per 10,000 units	2010/06/29	150,000,000	2009/12/08
68851	Merrill Lynch Int'l & Co. C.V.	HSI R Bull CBBC Jun 2010 G	0.2500	20,700 per 10,000 units	21,300 per 10,000 units	2010/06/29	150,000,000	2009/12/08
68852	Merrill Lynch Int'l & Co. C.V.	HSI R Bull CBBC Jun 2010 H	0.2500	20,900 per 10,000 units	21,500 per 10,000 units	2010/06/29	150,000,000	2009/12/08
68856	Merrill Lynch Int'l & Co. C.V.	HSI R Bear CBBC Jun 2010 I	0.2500	22,900 per 10,000 units	22,300 per 10,000 units	2010/06/29	150,000,000	2009/12/08
68857	Merrill Lynch Int'l & Co. C.V.	HSI R Bear CBBC Jun 2010 J	0.2500	23,100 per 10,000 units	22,500 per 10,000 units	2010/06/29	150,000,000	2009/12/08
68858	Merrill Lynch Int'l & Co. C.V.	HSI R Bear CBBC Jun 2010 K	0.2500	23,300 per 10,000 units	22,700 per 10,000 units	2010/06/29	150,000,000	2009/12/08
68859	Merrill Lynch Int'l & Co. C.V.	HSI R Bear CBBC Jun 2010 L	0.2500	23,500 per 10,000 units	22,900 per 10,000 units	2010/06/29	150,000,000	2009/12/08
68878	UBS AG	BOCL R Bull CBBC Mar 2010 E	0.2500	3.6800	4.1800	2010/03/15	200,000,000	2009/12/08
68880	UBS AG	China Mobile R Bull CBBC Mar 2010 K	0.2500	62.88 per 100 units	66.88 per 100 units	2010/03/15	200,000,000	2009/12/08
68886	UBS AG	China Mobile R Bear CBBC Apr 2010 A	0.2500	88.88 per 100 units	84.88 per 100 units	2010/04/12	200,000,000	2009/12/08
68879	UBS AG	CC Bank R Bull CBBC Mar 2010 E	0.2500	6.4800	6.8800	2010/03/15	200,000,000	2009/12/08
68889	UBS AG	CNOOC R Bear CBBC Mar 2010 C	0.2500	14.1800	13.3800	2010/03/15	200,000,000	2009/12/08
68881	UBS AG	Sinopec Corp R Bull CBBC Apr 2010 A	0.2500	5.3800	5.8800	2010/04/12	100,000,000	2009/12/08
68887	UBS AG	Sinopec Corp R Bear CBBC Apr 2010 B	0.2500	7.8800	7.3800	2010/04/12	100,000,000	2009/12/08
68888	UBS AG	Sinopec Corp R Bear CBBC Apr 2010 C	0.2500	8.3800	7.8800	2010/04/12	100,000,000	2009/12/08
68882	UBS AG	China Shenhua R Bull CBBC Mar 2010 C	0.2500	34.38 per 100 units	36.38 per 100 units	2010/03/08	200,000,000	2009/12/08
68885	UBS AG	A50 China R Bull CBBC Apr 2010 A	0.3050	11.8800	12.3800	2010/04/12	200,000,000	2009/12/08
68890	UBS AG	A50 China R Bear CBBC Mar 2010 L	0.2500	16.3800	15.8800	2010/03/15	200,000,000	2009/12/08
68891	UBS AG	A50 China R Bear CBBC Apr 2010 B	0.2800	17.3800	16.8800	2010/04/12	200,000,000	2009/12/08
68877	UBS AG	HSCEI R Bear CBBC Apr 2010 E	0.2500	14,500 per 20,000 units	14,000 per 20,000 units	2010/04/29	200,000,000	2009/12/08
68873	UBS AG	HSI R Bull CBBC Mar 2010 A	0.2500	21,400 per 10,000 units	21,900 per 10,000 units	2010/03/30	300,000,000	2009/12/08
68874	UBS AG	HSI R Bull CBBC Jun 2010 E	0.2500	21,100 per 12,000 units	21,600 per 12,000 units	2010/06/29	300,000,000	2009/12/08
68875	UBS AG	HSI R Bull CBBC Jul 2010 C	0.2500	20,800 per 10,000 units	21,300 per 10,000 units	2010/07/29	300,000,000	2009/12/08
68876	UBS AG	HSI R Bull CBBC Jul 2010 D	0.2500	21,300 per 38,000 units	21,800 per 38,000 units	2010/07/29	400,000,000	2009/12/08
68862	UBS AG	HSI R Bear CBBC Jun 2010 Z	0.2500	22,600 per 10,000 units	22,100 per 10,000 units	2010/06/29	300,000,000	2009/12/08
68883	UBS AG	ICBC R Bull CBBC Mar 2010 F	0.2500	5.9800	6.3800	2010/03/08	200,000,000	2009/12/08
68884	UBS AG	Petrochina R Bull CBBC Mar 2010 B	0.2500	8.7800	9.3800	2010/03/15	200,000,000	2009/12/08
68920	ABN AMRO Bank N.V.	HSCEI R Bull CBBC Mar 2010 A	0.2500	12,100 per 12,000 units	12,600 per 12,000 units	2010/03/30	250,000,000	2009/12/09
68921	ABN AMRO Bank N.V.	HSCEI R Bear CBBC Mar 2010 B	0.2500	15,000 per 12,000 units	14,500 per 12,000 units	2010/03/30	250,000,000	2009/12/09
68922	ABN AMRO Bank N.V.	HSCEI R Bear CBBC Mar 2010 C	0.2500	15,300 per 12,000 units	14,800 per 12,000 units	2010/03/30	250,000,000	2009/12/09
68919	ABN AMRO Bank N.V.	HSI R Bull CBBC Mar 2010 K	0.2500	21,400 per 13,000 units	21,900 per 13,000 units	2010/03/30	250,000,000	2009/12/09
68917	BNP Paribas Arbit Issu B.V.	HSI R Bull CBBC Apr 2010 M	0.2500	21,500 per 15,000 units	22,000 per 15,000 units	2010/04/29	300,000,000	2009/12/09

## Newly listed callable bull/bear contracts (continued)

Code	Issuer	Name of issue	Issue prices (HK\$)	Strike price (HKD) / Strike level per 10 units	Call price (HKD) / Call level per 10 units	Expiry date	No. of issue (units)	Listing date
68913	Credit Suisse AG	HSI R Bull CBBC May 2010 Q	0.2500	21,500 per 10,000 units	22,000 per 10,000 units	2010/05/28	200,000,000	2009/12/09
68905	Deutsche Bank AG	HSI R Bull CBBC Apr 2010 I	0.2500	21,500 per 15,000 units	22,100 per 15,000 units	2010/04/29	300,000,000	2009/12/09
68904	Deutsche Bank AG	HSI R Bear CBBC May 2010 W	0.2500	22,900 per 15,000 units	22,400 per 15,000 units	2010/05/28	300,000,000	2009/12/09
68914	KBC Fin Products Int'l Ltd.	COVS R Bull CBBC Mar 2010 B	0.3400	14.8000	16.0000	2010/03/09	30,000,000	2009/12/09
68915	KBC Fin Products Int'l Ltd.	HKEx R Bull CBBC Mar 2010 C	0.2500	123.88 per 100 units	130.88 per 100 units	2010/03/10	188,000,000	2009/12/09
68916	KBC Fin Products Int'l Ltd.	TCH R Bull CBBC Mar 2010 B	0.2500	129.88 per 100 units	139.88 per 100 units	2010/03/09	78,000,000	2009/12/09
68908	SGA Societe Generale Acceptance N.V.	HSI R Bull CBBC Jun10N	0.2500	21,300 per 12,000 units	21,800 per 12,000 units	2010/06/29	300,000,000	2009/12/09
68909	SGA Societe Generale Acceptance N.V.	HSI R Bull CBBC Jun10O	0.2500	21,400 per 10,000 units	21,900 per 10,000 units	2010/06/29	300,000,000	2009/12/09
68910	SGA Societe Generale Acceptance N.V.	HSI R Bull CBBC Jun10P	0.2500	21,500 per 15,000 units	22,000 per 15,000 units	2010/06/29	300,000,000	2009/12/09
68911	SGA Societe Generale Acceptance N.V.	HSI R Bull CBBC Jun10Q	0.2500	21,600 per 12,000 units	22,100 per 12,000 units	2010/06/29	300,000,000	2009/12/09
68912	SGA Societe Generale Acceptance N.V.	HSI R Bull CBBC Jun10R	0.2500	21,800 per 10,000 units	22,300 per 10,000 units	2010/06/29	300,000,000	2009/12/09
68906	UBS AG	HSI R Bull CBBC Jun 2010 G	0.2500	21,600 per 10,000 units	22,100 per 10,000 units	2010/06/29	300,000,000	2009/12/09
68907	UBS AG	HSI R Bull CBBC Jul 2010 E	0.2500	21,800 per 38,000 units	22,300 per 38,000 units	2010/07/29	400,000,000	2009/12/09
68903	UBS AG	HSI R Bear CBBC Apr 2010 J	0.2500	22,900 per 12,000 units	22,400 per 12,000 units	2010/04/29	300,000,000	2009/12/09
68918	BOCI Asia Ltd.	HSI R Bear CBBC Mar 2010 A	0.2500	23,500 per 10,000 units	23,000 per 10,000 units	2010/03/30	100,000,000	2009/12/10
68948	BNP Paribas Arbit Issu B.V.	HSI R Bull CBBC May 2010 L	0.2500	22,000 per 12,000 units	22,500 per 12,000 units	2010/05/28	300,000,000	2009/12/10
68936	Credit Suisse AG	China Life R Bull CBBC May 2010 H	0.2500	37.8000	39.0000	2010/05/24	100,000,000	2009/12/10
68937	Credit Suisse AG	HSBC R Bull CBBC Apr 2010 G	0.2500	85 per 100 units	90 per 100 units	2010/04/26	100,000,000	2009/12/10
68935	Credit Suisse AG	HSI R Bull CBBC May 2010 S	0.2500	22,000 per 15,000 units	22,500 per 15,000 units	2010/05/28	210,000,000	2009/12/10
68929	Credit Suisse AG	HSI R Bear CBBC May 2010 R	0.2500	22,800 per 15,000 units	22,300 per 15,000 units	2010/05/28	210,000,000	2009/12/10
68939	Deutsche Bank AG	CC Bank R Bull CBBC May 2010 C	0.2500	5.8800	6.6800	2010/05/10	150,000,000	2009/12/10
68940	Deutsche Bank AG	China Life R Bear CBBC May 2010 I	0.3800	42.6800	41.6800	2010/05/10	150,000,000	2009/12/10
68938	Deutsche Bank AG	HSI R Bull CBBC Apr 2010 B	0.2500	22,000 per 12,000 units	22,500 per 12,000 units	2010/04/29	300,000,000	2009/12/10
68923	Deutsche Bank AG	HSI R Bear CBBC Apr 2010 C	0.2500	22,800 per 12,000 units	22,300 per 12,000 units	2010/04/29	300,000,000	2009/12/10
68924	Deutsche Bank AG	HSI R Bear CBBC May 2010 X	0.2700	23,100 per 10,000 units	22,500 per 10,000 units	2010/05/28	300,000,000	2009/12/10
68946	Goldman Sachs SP (Asia)	HSI R Bull CBBC Apr 2010 R	0.2500	21,900 per 15,000 units	22,400 per 15,000 units	2010/04/29	200,000,000	2009/12/10
68947	Goldman Sachs SP (Asia)	HSI R Bull CBBC May 2010 G	0.2500	21,700 per 12,000 units	22,200 per 12,000 units	2010/05/28	200,000,000	2009/12/10
68930	KBC Fin Products Int'l Ltd.	HSI R Bull CBBC Mar 2010 H	0.2500	21,900 per 12,000 units	22,400 per 12,000 units	2010/03/30	248,000,000	2009/12/10
68934	KBC Fin Products Int'l Ltd.	HSI R Bull CBBC Mar 2010 I	0.2500	22,000 per 10,000 units	22,500 per 10,000 units	2010/03/30	208,000,000	2009/12/10
68931	UBS AG	China Life R Bull CBBC Mar 2010 O	0.2500	38.8800	39.8800	2010/03/15	200,000,000	2009/12/10
68926	UBS AG	China Life R Bear CBBC Mar 2010 N	0.2500	40.8800	39.8800	2010/03/15	200,000,000	2009/12/10
68925	UBS AG	A50 China R Bull CBBC Mar 2010 M	0.2500	14.3800	14.8800	2010/03/15	200,000,000	2009/12/10
68932	UBS AG	HSCEI R Bull CBBC Apr 2010 F	0.2500	12,000 per 20,000 units	12,500 per 20,000 units	2010/04/29	200,000,000	2009/12/10
68933	UBS AG	HSCEI R Bull CBBC Apr 2010 G	0.2500	12,500 per 20,000 units	13,000 per 20,000 units	2010/04/29	200,000,000	2009/12/10
68942	UBS AG	HSI R Bull CBBC Mar 2010 V	0.2500	22,000 per 10,000 units	22,500 per 10,000 units	2010/03/30	300,000,000	2009/12/10
68943	UBS AG	HSI R Bull CBBC Apr 2010 B	0.2500	21,500 per 15,000 units	22,000 per 15,000 units	2010/04/29	300,000,000	2009/12/10
68928	UBS AG	HSI R Bear CBBC Apr 2010 D	0.2500	23,000 per 10,000 units	22,500 per 10,000 units	2010/04/29	300,000,000	2009/12/10
68927	UBS AG	HSI R Bear CBBC Apr 2010 P	0.2500	22,800 per 10,000 units	22,300 per 10,000 units	2010/04/29	300,000,000	2009/12/10
68941	UBS AG	Jiangxi Copper R Bull CBBC Mar 2010 Q	0.2600	17.6800	18.8800	2010/03/15	100,000,000	2009/12/10
68945	UBS AG	Jiangxi Copper R Bear CBBC Mar 2010 R	0.6200	26.3800	24.8800	2010/03/15	100,000,000	2009/12/10
68944	UBS AG	TCH R Bull CBBC Mar 2010 H	0.2500	130.88 per 100 units	138.88 per 100 units	2010/03/15	100,000,000	2009/12/10
66020 <sup>+</sup>	Credit Suisse	China Mobile R Bull CBBC Jan 2010 A	0.1060	63 per 100 units	68 per 100 units	2010/01/11	200,000,000	2009/12/10
68228 <sup>+</sup>	Deutsche Bank AG	HSI R Bull CBBC May 2010 K	0.1570	20,500 per 12,000 units	21,000 per 12,000 units	2010/05/28	300,000,000	2009/12/10

## Newly listed callable bull/bear contracts (continued)

Code	Issuer	Name of issue	Issue prices (HK\$)	Strike price (HKD) / Strike level per 10 units	Call price (HKD) / Call level per 10 units	Expiry date	No. of issue (units)	Listing date
68949	Credit Suisse AG	HSI R Bull CBBC Apr 2010 W	0.2500	21,900 per 10,000 units	22,400 per 10,000 units	2010/04/29	200,000,000	2009/12/11
68970	Credit Suisse AG	HSI R Bear CBBC Apr 2010 Q	0.2500	23,000 per 15,000 units	22,500 per 15,000 units	2010/04/29	210,000,000	2009/12/11
68971	Deutsche Bank AG	China Life R Bull CBBC May 2010 J	0.2500	38.1800	39.1800	2010/05/10	150,000,000	2009/12/11
68968	Deutsche Bank AG	HSI R Bull CBBC May 2010 Y	0.2500	21,800 per 15,000 units	22,400 per 15,000 units	2010/05/28	300,000,000	2009/12/11
68950	HK Bank	CHALCO R Bull CBBC May 2010 A	0.2500	7.4800	8.2800	2010/05/25	60,000,000	2009/12/11
68960	HK Bank	CHALCO R Bear CBBC May 2010 B	0.2500	11.3800	10.5800	2010/05/25	60,000,000	2009/12/11
68953	HK Bank	China Mobile R Bull CBBC Apr 2010 A	0.2500	65.80 per 100 units	69.80 per 100 units	2010/04/16	160,000,000	2009/12/11
68954	HK Bank	China Mobile R Bull CBBC Jun 2010 A	0.2500	61.80 per 100 units	64.80 per 100 units	2010/06/18	160,000,000	2009/12/11
68963	HK Bank	China Mobile R Bear CBBC Jun 2010 B	0.2500	83.80 per 100 units	80.80 per 100 units	2010/06/09	80,000,000	2009/12/11
68951	HK Bank	CC Bank R Bull CBBC Apr 2010 A	0.2500	6.3800	6.6800	2010/04/08	100,000,000	2009/12/11
68961	HK Bank	CC Bank R Bear CBBC Apr 2010 B	0.2500	7.9800	7.6800	2010/04/21	100,000,000	2009/12/11
68952	HK Bank	China Life R Bull CBBC Apr 2010 A	0.2500	36.88 per 100 units	37.88 per 100 units	2010/04/19	160,000,000	2009/12/11
68962	HK Bank	China Life R Bear CBBC Apr 2010 B	0.2500	45.18 per 100 units	44.18 per 100 units	2010/04/19	160,000,000	2009/12/11
68955	HK Bank	Sinopec Corp R Bull CBBC Apr 2010 A	0.2500	5.8800	6.2800	2010/04/23	100,000,000	2009/12/11
68956	HK Bank	Sinopec Corp R Bull CBBC Apr 2010 B	0.2500	5.3800	5.7800	2010/04/23	100,000,000	2009/12/11
68964	HK Bank	Sinopec Corp R Bear CBBC Jun 2010 A	0.2500	8.1800	7.7800	2010/06/18	60,000,000	2009/12/11
68959	HK Bank	A50 R Bull CBBC May 2010 A	0.2500	13.8800	14.2800	2010/05/26	100,000,000	2009/12/11
68967	HK Bank	A50 R Bear CBBC May 2010 B	0.2500	16.2800	15.8800	2010/05/26	100,000,000	2009/12/11
68957	HK Bank	HKEEx R Bull CBBC May 2010 A	0.2500	126 per 100 units	133 per 100 units	2010/05/12	100,000,000	2009/12/11
68965	HK Bank	HKEEx R Bear CBBC May 2010 B	0.2500	163 per 100 units	156 per 100 units	2010/05/12	100,000,000	2009/12/11
68958	HK Bank	TCH R Bull CBBC Apr 2010 A	0.2500	131 per 100 units	139 per 100 units	2010/04/16	100,000,000	2009/12/11
68966	HK Bank	TCH R Bear CBBC Apr 2010 B	0.2500	174 per 100 units	166 per 100 units	2010/04/16	100,000,000	2009/12/11
68976	UBS AG	China Life R Bull CBBC Mar 2010 Q	0.2500	39.8800	40.8800	2010/03/15	200,000,000	2009/12/11
68972	UBS AG	China Life R Bear CBBC Mar 2010 P	0.2500	41.8800	40.8800	2010/03/15	200,000,000	2009/12/11
68973	UBS AG	A50 China R Bear CBBC Mar 2010 N	0.2500	15.3800	14.8800	2010/03/15	200,000,000	2009/12/11
68969	UBS AG	HSI R Bull CBBC Apr 2010 Y	0.2500	21,900 per 12,000 units	22,400 per 12,000 units	2010/04/29	300,000,000	2009/12/11
68979	Credit Suisse AG	HSI R Bull CBBC Apr 2010 T	0.2500	21,800 per 15,000 units	22,300 per 15,000 units	2010/04/29	210,000,000	2009/12/14
68983	Credit Suisse AG	HSI R Bear CBBC Apr 2010 R	0.2500	22,900 per 10,000 units	22,400 per 10,000 units	2010/04/29	200,000,000	2009/12/14
68980	Deutsche Bank AG	HKEEx R Bull CBBC May 2010 B	0.3000	114.18 per 100 units	120.18 per 100 units	2010/05/03	150,000,000	2009/12/14
68981	Deutsche Bank AG	HKEEx R Bull CBBC May 2010 C	0.2500	124.18 per 100 units	130.18 per 100 units	2010/05/03	150,000,000	2009/12/14
68977	Deutsche Bank AG	HSI R Bull CBBC May 2010 Z	0.2500	21,800 per 12,000 units	22,300 per 12,000 units	2010/05/28	300,000,000	2009/12/14
68974	HK Bank	HSI R Bull CBBC Apr 2010 D	0.2500	20,800 per 10,000 units	21,300 per 10,000 units	2010/04/29	100,000,000	2009/12/14
68975	UBS AG	HSI R Bull CBBC Apr 2010 R	0.2500	21,800 per 10,000 units	22,300 per 10,000 units	2010/04/29	300,000,000	2009/12/14
68978	UBS AG	HSI R Bear CBBC May 2010 W	0.2500	23,000 per 15,000 units	22,500 per 15,000 units	2010/05/28	300,000,000	2009/12/14
68982	ABN AMRO Bank N.V.	R&F R Bull CBBC Mar 2010 A	0.3940	11.9800	12.9800	2010/03/22	80,000,000	2009/12/15
69002	BNP Paribas Arbit Issu B.V.	HSI R Bear CBBC Apr 2010 N	0.2500	23,000 per 15,000 units	22,500 per 15,000 units	2010/04/29	300,000,000	2009/12/15
69003	BNP Paribas Arbit Issu B.V.	HSI R Bear CBBC Apr 2010 O	0.2500	22,600 per 15,000 units	22,100 per 15,000 units	2010/04/29	300,000,000	2009/12/15
68993	Credit Suisse AG	HSI R Bull CBBC Apr 2010 O	0.2500	21,700 per 10,000 units	22,200 per 10,000 units	2010/04/29	200,000,000	2009/12/15
69004	Deutsche Bank AG	HSI R Bear CBBC Mar 2010 S	0.2500	22,600 per 12,000 units	22,100 per 12,000 units	2010/03/30	300,000,000	2009/12/15
68994	Deutsche Bank AG	HSI R Bear CBBC Apr 2010 D	0.2500	22,700 per 12,000 units	22,200 per 12,000 units	2010/04/29	300,000,000	2009/12/15
69006	Goldman Sachs SP (Asia)	HSI R Bear CBBC Mar 2010 K	0.2500	22,900 per 15,000 units	22,400 per 15,000 units	2010/03/30	200,000,000	2009/12/15
69005	Goldman Sachs SP (Asia)	HSI R Bear CBBC Mar 2010 Y	0.2500	22,700 per 12,000 units	22,200 per 12,000 units	2010/03/30	200,000,000	2009/12/15
68984	HK Bank	HSI R Bear CBBC Apr 2010 E	0.3500	25,800 per 10,000 units	25,300 per 10,000 units	2010/04/29	120,000,000	2009/12/15

## Newly listed callable bull/bear contracts (continued)

Code	Issuer	Name of issue	Issue prices (HK\$)	Strike price (HKD) / Strike level per 10 units	Call price (HKD) / Call level per 10 units	Expiry date	No. of issue (units)	Listing date
68985	HK Bank	HSI R Bear CBBC May 2010 J	0.3500	26,400 per 12,000 units	25,800 per 12,000 units	2010/05/28	120,000,000	2009/12/15
68986	HK Bank	HSI R Bear CBBC Jun 2010 P	0.3800	26,900 per 12,000 units	26,300 per 12,000 units	2010/06/29	120,000,000	2009/12/15
68987	HK Bank	HSI R Bear CBBC Aug 2010 A	0.3500	27,400 per 15,000 units	26,800 per 15,000 units	2010/08/30	120,000,000	2009/12/15
68988	HK Bank	HSI R Bear CBBC Sep 2010 A	0.2800	27,900 per 20,000 units	27,300 per 20,000 units	2010/09/29	160,000,000	2009/12/15
68989	HK Bank	HSI R Bear CBBC Oct 2010 A	0.2500	28,400 per 38,000 units	27,800 per 38,000 units	2010/10/28	160,000,000	2009/12/15
68997	KBC Fin Products Int'l Ltd.	China Life R Bull CBBC Mar 10F	0.2800	38.0000	39.0000	2010/03/15	148,000,000	2009/12/15
68999	KBC Fin Products Int'l Ltd.	A50 China R Bull CBBC Mar 10D	0.2500	13.9800	14.5800	2010/03/15	188,000,000	2009/12/15
68998	KBC Fin Products Int'l Ltd.	HSBC R Bear CBBC Apr 2010 G	0.2500	103 per 100 units	98 per 100 units	2010/04/15	188,000,000	2009/12/15
69000	KBC Fin Products Int'l Ltd.	HSI R Bear CBBC Mar 2010 J	0.2500	22,700 per 10,000 units	22,200 per 10,000 units	2010/03/30	208,000,000	2009/12/15
69001	KBC Fin Products Int'l Ltd.	HSI R Bear CBBC Mar 2010 O	0.2500	23,000 per 12,000 units	22,500 per 12,000 units	2010/03/30	248,000,000	2009/12/15
68991	UBS AG	China Mobile R Bull CBBC Mar 2010 L	0.2500	68.88 per 100 units	72.88 per 100 units	2010/03/22	200,000,000	2009/12/15
68996	UBS AG	R&F R Bull CBBC Mar 2010 A	0.3850	11.8800	13.3800	2010/03/15	100,000,000	2009/12/15
68992	UBS AG	HKEEx R Bull CBBC Mar 2010 E	0.2500	132.88 per 100 units	138.88 per 100 units	2010/03/22	200,000,000	2009/12/15
68990	UBS AG	HSI R Bull CBBC Jun 2010 H	0.2500	21,700 per 12,000 units	22,200 per 12,000 units	2010/06/29	300,000,000	2009/12/15
68995	UBS AG	HSI R Bear CBBC Mar 2010 W	0.2500	22,600 per 10,000 units	22,100 per 10,000 units	2010/03/30	300,000,000	2009/12/15
69027	ABN AMRO Bank N.V.	A50 China R Bull CBBC Mar 2010 C	0.2500	13.8300	14.0800	2010/03/18	80,000,000	2009/12/16
69028	ABN AMRO Bank N.V.	HSI R Bear CBBC Mar 2010 L	0.2510	22,700 per 13,000 units	22,200 per 13,000 units	2010/03/30	250,000,000	2009/12/16
69029	ABN AMRO Bank N.V.	HSI R Bear CBBC Mar 2010 M	0.2520	23,000 per 13,000 units	22,500 per 13,000 units	2010/03/30	250,000,000	2009/12/16
69025	Credit Suisse AG	China Life R Bear CBBC May 2010 I	0.2650	42.0000	40.8000	2010/05/24	100,000,000	2009/12/16
69026	Credit Suisse AG	HSBC R Bear CBBC Apr 2010 H	0.2500	98 per 100 units	93 per 100 units	2010/04/26	100,000,000	2009/12/16
69010	Credit Suisse AG	HSI R Bull CBBC Apr 2010 P	0.2500	21,500 per 10,000 units	22,000 per 10,000 units	2010/04/29	200,000,000	2009/12/16
69023	Credit Suisse AG	HSI R Bear CBBC Apr 2010 N	0.2500	22,300 per 10,000 units	21,800 per 10,000 units	2010/04/29	200,000,000	2009/12/16
69024	Credit Suisse AG	HSI R Bear CBBC May 2010 T	0.2500	22,700 per 10,000 units	22,200 per 10,000 units	2010/05/28	200,000,000	2009/12/16
69022	Deutsche Bank AG	HSBC R Bear CBBC May 2010 A	0.2500	101.88 per 100 units	95.88 per 100 units	2010/05/10	150,000,000	2009/12/16
69009	Deutsche Bank AG	HSI R Bull CBBC May 2010 D	0.2500	21,500 per 12,000 units	22,000 per 12,000 units	2010/05/28	300,000,000	2009/12/16
69011	Deutsche Bank AG	HSI R Bull CBBC Jun 2010 D	0.2500	21,300 per 12,000 units	21,800 per 12,000 units	2010/06/29	300,000,000	2009/12/16
69012	Deutsche Bank AG	HSI R Bear CBBC Mar 2010 H	0.2500	22,400 per 12,000 units	21,900 per 12,000 units	2010/03/30	300,000,000	2009/12/16
69021	Deutsche Bank AG	HSI R Bear CBBC Apr 2010 O	0.2500	22,300 per 15,000 units	21,800 per 15,000 units	2010/04/29	300,000,000	2009/12/16
69030	Goldman Sachs SP (Asia)	HSI R Bear CBBC Apr 2010 Q	0.2500	22,500 per 15,000 units	22,000 per 15,000 units	2010/04/29	200,000,000	2009/12/16
69013	KBC Fin Products Int'l Ltd.	HSI R Bull CBBC Mar 2010 L	0.2500	21,300 per 10,000 units	21,800 per 10,000 units	2010/03/30	208,000,000	2009/12/16
69020	KBC Fin Products Int'l Ltd.	HSI R Bear CBBC Mar 2010 Y	0.2500	22,500 per 10,000 units	22,000 per 10,000 units	2010/03/30	208,000,000	2009/12/16
69015	UBS AG	China Mobile R Bear CBBC Apr 2010 B	0.2500	76.88 per 100 units	72.88 per 100 units	2010/04/12	200,000,000	2009/12/16
69016	UBS AG	HKEEx R Bear CBBC Mar 2010 F	0.2500	144.88 per 100 units	138.88 per 100 units	2010/03/22	200,000,000	2009/12/16
69007	UBS AG	HSBC R Bull CBBC Apr 2010 E	0.2500	83.88 per 100 units	88.88 per 100 units	2010/04/12	200,000,000	2009/12/16
69017	UBS AG	HSBC R Bear CBBC Apr 2010 F	0.2500	93.88 per 100 units	88.88 per 100 units	2010/04/12	200,000,000	2009/12/16
69014	UBS AG	HSI R Bull CBBC Mar 2010 M	0.2500	21,200 per 10,000 units	21,700 per 10,000 units	2010/03/30	300,000,000	2009/12/16
69008	UBS AG	HSI R Bull CBBC Mar 2010 U	0.2500	21,500 per 10,000 units	22,000 per 10,000 units	2010/03/30	300,000,000	2009/12/16
69018	UBS AG	HSI R Bear CBBC Mar 2010 K	0.2500	22,500 per 10,000 units	22,000 per 10,000 units	2010/03/30	300,000,000	2009/12/16
69019	UBS AG	HSI R Bear CBBC Mar 2010 Q	0.2500	22,300 per 12,000 units	21,800 per 12,000 units	2010/03/30	300,000,000	2009/12/16
69037	Credit Suisse AG	China Mobile R Bear CBBC Apr 2010 B	0.2500	78 per 100 units	73 per 100 units	2010/04/26	100,000,000	2009/12/17
69031	Credit Suisse AG	HSI R Bull CBBC Apr 2010 Z	0.2500	21,200 per 15,000 units	21,700 per 15,000 units	2010/04/29	210,000,000	2009/12/17
69038	Credit Suisse AG	HSI R Bear CBBC May 2010 U	0.2500	22,100 per 10,000 units	21,600 per 10,000 units	2010/05/28	200,000,000	2009/12/17
69039	Credit Suisse AG	HSI R Bear CBBC May 2010 V	0.2500	22,400 per 15,000 units	21,900 per 15,000 units	2010/05/28	210,000,000	2009/12/17



## Newly listed callable bull/bear contracts (continued)

Code	Issuer	Name of issue	Issue prices (HK\$)	Strike price (HKD) / Strike level per 10 units	Call price (HKD) / Call level per 10 units	Expiry date	No. of issue (units)	Listing date
69032	Deutsche Bank AG	HSI R Bull CBBC May 2010 F	0.2500	21,100 per 12,000 units	21,600 per 12,000 units	2010/05/28	300,000,000	2009/12/17
69036	Deutsche Bank AG	HSI R Bear CBBC Mar 2010 N	0.2500	22,100 per 12,000 units	21,600 per 12,000 units	2010/03/30	300,000,000	2009/12/17
69049	KBC Fin Products Int'l Ltd.	China Life R Bull CBBC Apr 10C	0.4600	35.3800	36.3800	2010/04/08	148,000,000	2009/12/17
69035	KBC Fin Products Int'l Ltd.	HSI R Bull CBBC Apr 2010 N	0.2500	21,000 per 15,000 units	21,600 per 15,000 units	2010/04/29	308,000,000	2009/12/17
69040	KBC Fin Products Int'l Ltd.	HSI R Bear CBBC Mar 2010 K	0.2500	22,100 per 10,000 units	21,600 per 10,000 units	2010/03/30	208,000,000	2009/12/17
69041	KBC Fin Products Int'l Ltd.	HSI R Bear CBBC Apr 2010 O	0.2500	22,400 per 15,000 units	21,800 per 15,000 units	2010/04/29	308,000,000	2009/12/17
69034	UBS AG	China Mobile R Bull CBBC Apr 2010 C	0.2500	66.88 per 100 units	70.88 per 100 units	2010/04/12	200,000,000	2009/12/17
69042	UBS AG	China Life R Bear CBBC May 2010 A	0.2500	40.8800	39.8800	2010/05/03	200,000,000	2009/12/17
69033	UBS AG	HSI R Bull CBBC Mar 2010 O	0.2500	21,100 per 12,000 units	21,600 per 12,000 units	2010/03/30	300,000,000	2009/12/17
69045	UBS AG	HSI R Bull CBBC May 2010 X	0.2500	19,500 per 15,000 units	20,000 per 15,000 units	2010/05/28	300,000,000	2009/12/17
69046	UBS AG	HSI R Bear CBBC Mar 2010 A	0.2500	22,400 per 10,000 units	21,900 per 10,000 units	2010/03/30	300,000,000	2009/12/17
69048	UBS AG	HSI R Bear CBBC Apr 2010 H	0.2500	22,700 per 12,000 units	22,200 per 12,000 units	2010/04/29	300,000,000	2009/12/17
69047	UBS AG	HSI R Bear CBBC Apr 2010 I	0.2500	22,100 per 12,000 units	21,600 per 12,000 units	2010/04/29	300,000,000	2009/12/17
69043	UBS AG	Jiangxi Copper R Bear CBBC Jun 2010 A	0.3600	22.3800	20.8800	2010/06/07	100,000,000	2009/12/17
69044	UBS AG	Ping An R Bear CBBC May 2010 A	0.2500	81.88 per 100 units	73.88 per 100 units	2010/05/03	100,000,000	2009/12/17
69086	ABN AMRO Bank N.V.	Nikkei 225 R Bull CBBC Jun 2010 A	0.2500	8,350 per 1,000 units	8,950 per 1,000 units	2010/06/11	80,000,000	2009/12/18
69087	ABN AMRO Bank N.V.	Nikkei 225 R Bull CBBC Jun 2010 B	0.2500	8,850 per 1,000 units	9,450 per 1,000 units	2010/06/11	80,000,000	2009/12/18
69088	ABN AMRO Bank N.V.	Nikkei 225 R Bear CBBC Jun 2010 C	0.2500	11,150 per 1,000 units	10,550 per 1,000 units	2010/06/11	80,000,000	2009/12/18
69089	ABN AMRO Bank N.V.	Nikkei 225 R Bear CBBC Jun 2010 D	0.2500	11,650 per 1,000 units	11,050 per 1,000 units	2010/06/11	80,000,000	2009/12/18
69101	ABN AMRO Bank N.V.	TCH R Bull CBBC Mar 2010 H	0.2510	135.28 per 100 units	142.28 per 100 units	2010/03/29	80,000,000	2009/12/18
69105	ABN AMRO Bank N.V.	TCH R Bear CBBC Mar 2010 I	0.2500	173.88 per 100 units	166.88 per 100 units	2010/03/29	80,000,000	2009/12/18
69106	ABN AMRO Bank N.V.	TCH R Bear CBBC Mar 2010 J	0.2500	177.88 per 100 units	170.88 per 100 units	2010/03/29	80,000,000	2009/12/18
69083	BNP Paribas Arbit Issu B.V.	HSI R Bull CBBC Apr 2010 W	0.2500	21,500 per 15,000 units	22,000 per 15,000 units	2010/04/29	300,000,000	2009/12/18
69084	Credit Suisse AG	HSI R Bull CBBC May 2010 X	0.2500	21,100 per 10,000 units	21,600 per 10,000 units	2010/05/28	200,000,000	2009/12/18
69085	Credit Suisse AG	HSI R Bull CBBC May 2010 Y	0.2500	21,400 per 15,000 units	21,900 per 15,000 units	2010/05/28	210,000,000	2009/12/18
69076	Credit Suisse AG	HSI R Bear CBBC May 2010 W	0.2500	22,500 per 10,000 units	22,000 per 10,000 units	2010/05/28	200,000,000	2009/12/18
69074	Deutsche Bank AG	HSI R Bull CBBC May 2010 J	0.2500	21,200 per 12,000 units	21,700 per 12,000 units	2010/05/28	300,000,000	2009/12/18
69090	Deutsche Bank AG	HSI R Bull CBBC Jun 2010 E	0.2500	21,400 per 12,000 units	21,900 per 12,000 units	2010/06/29	300,000,000	2009/12/18
69075	Deutsche Bank AG	HSI R Bear CBBC Mar 2010 D	0.2500	22,600 per 10,000 units	22,000 per 10,000 units	2010/03/30	300,000,000	2009/12/18
69099	Goldman Sachs SP (Asia)	HSI R Bull CBBC Mar 2010 D	0.2500	21,100 per 15,000 units	21,600 per 15,000 units	2010/03/30	200,000,000	2009/12/18
69100	Goldman Sachs SP (Asia)	HSI R Bull CBBC Mar 2010 F	0.2500	21,300 per 12,000 units	21,800 per 12,000 units	2010/03/30	200,000,000	2009/12/18
69098	KBC Fin Products Int'l Ltd.	HSI R Bull CBBC Mar 2010 W	0.2500	21,500 per 10,000 units	22,000 per 10,000 units	2010/03/30	208,000,000	2009/12/18
69061	SGA Societe Generale Acceptance N.V.	CMob R Bull CBBC Jun10A	0.2500	61 per 100 units	64 per 100 units	2010/06/30	300,000,000	2009/12/18
69062	SGA Societe Generale Acceptance N.V.	CMob R Bull CBBC Jun10B	0.2500	65 per 100 units	68 per 100 units	2010/06/30	300,000,000	2009/12/18
69060	SGA Societe Generale Acceptance N.V.	CLife R Bull CBBC Mar10F	0.4200	35.5000	37.0000	2010/03/31	100,000,000	2009/12/18
69069	SGA Societe Generale Acceptance N.V.	CLife R Bear CBBC Mar10G	0.4900	44.5000	42.5000	2010/03/31	100,000,000	2009/12/18
69065	SGA Societe Generale Acceptance N.V.	CP&CC R Bull CBBC May10A	0.2500	5.0000	5.5000	2010/05/12	200,000,000	2009/12/18
69066	SGA Societe Generale Acceptance N.V.	CP&CC R Bull CBBC May10B	0.2500	5.5000	6.0000	2010/05/12	200,000,000	2009/12/18
69070	SGA Societe Generale Acceptance N.V.	CP&CC R Bear CBBC May10C	0.2500	7.5000	7.0000	2010/05/12	200,000,000	2009/12/18
69071	SGA Societe Generale Acceptance N.V.	CP&CC R Bear CBBC May10D	0.2500	8.0000	7.5000	2010/05/12	200,000,000	2009/12/18
69067	SGA Societe Generale Acceptance N.V.	A50 R Bull CBBC May10A	0.2500	12.3000	13.0000	2010/05/26	150,000,000	2009/12/18
69068	SGA Societe Generale Acceptance N.V.	A50 R Bull CBBC May10B	0.2500	12.8000	13.5000	2010/05/26	150,000,000	2009/12/18
69072	SGA Societe Generale Acceptance N.V.	A50 R Bear CBBC May10C	0.2500	16.3000	15.5000	2010/05/26	150,000,000	2009/12/18

## Newly listed callable bull/bear contracts (continued)

Code	Issuer	Name of issue	Issue prices (HK\$)	Strike price (HKD) / Strike level per 10 units	Call price (HKD) / Call level per 10 units	Expiry date	No. of issue (units)	Listing date
69073	SGA Societe Generale Acceptance N.V.	A50 R Bear CBBC May10D	0.2500	16.8000	16.0000	2010/05/26	150,000,000	2009/12/18
69063	SGA Societe Generale Acceptance N.V.	HSI R Bull CBBC Jun10C	0.2500	21,100 per 15,000 units	21,600 per 15,000 units	2010/06/29	300,000,000	2009/12/18
69064	SGA Societe Generale Acceptance N.V.	HSI R Bull CBBC Jun10D	0.2500	21,200 per 10,000 units	21,700 per 10,000 units	2010/06/29	300,000,000	2009/12/18
69080	SGA Societe Generale Acceptance N.V.	HSI R Bull CBBC Jun10E	0.2500	21,300 per 12,000 units	21,800 per 12,000 units	2010/06/29	300,000,000	2009/12/18
69081	SGA Societe Generale Acceptance N.V.	HSI R Bull CBBC Jun10F	0.2500	21,400 per 15,000 units	21,900 per 15,000 units	2010/06/29	300,000,000	2009/12/18
69082	SGA Societe Generale Acceptance N.V.	HSI R Bull CBBC Jun10R	0.2500	21,500 per 10,000 units	22,000 per 10,000 units	2010/06/29	300,000,000	2009/12/18
69058	SGA Societe Generale Acceptance N.V.	HSI R Bear CBBC Jun10A	0.2500	23,100 per 12,000 units	22,600 per 12,000 units	2010/06/29	300,000,000	2009/12/18
69059	SGA Societe Generale Acceptance N.V.	HSI R Bear CBBC Jun10B	0.2500	23,200 per 10,000 units	22,700 per 10,000 units	2010/06/29	300,000,000	2009/12/18
69050	SGA Societe Generale Acceptance N.V.	HSI R Bear CBBC Jun10S	0.2500	22,300 per 10,000 units	21,800 per 10,000 units	2010/06/29	300,000,000	2009/12/18
69051	SGA Societe Generale Acceptance N.V.	HSI R Bear CBBC Jun10T	0.2500	22,400 per 15,000 units	21,900 per 15,000 units	2010/06/29	300,000,000	2009/12/18
69052	SGA Societe Generale Acceptance N.V.	HSI R Bear CBBC Jun10U	0.2500	22,500 per 12,000 units	22,000 per 12,000 units	2010/06/29	300,000,000	2009/12/18
69053	SGA Societe Generale Acceptance N.V.	HSI R Bear CBBC Jun10V	0.2500	22,600 per 10,000 units	22,100 per 10,000 units	2010/06/29	300,000,000	2009/12/18
69054	SGA Societe Generale Acceptance N.V.	HSI R Bear CBBC Jun10W	0.2500	22,700 per 15,000 units	22,200 per 15,000 units	2010/06/29	300,000,000	2009/12/18
69055	SGA Societe Generale Acceptance N.V.	HSI R Bear CBBC Jun10X	0.2500	22,800 per 12,000 units	22,300 per 12,000 units	2010/06/29	300,000,000	2009/12/18
69056	SGA Societe Generale Acceptance N.V.	HSI R Bear CBBC Jun10Y	0.2500	22,900 per 10,000 units	22,400 per 10,000 units	2010/06/29	300,000,000	2009/12/18
69057	SGA Societe Generale Acceptance N.V.	HSI R Bear CBBC Jun10Z	0.2500	23,000 per 15,000 units	22,500 per 15,000 units	2010/06/29	300,000,000	2009/12/18
69091	UBS AG	Angang Steel R Bull CBBC Mar 2010 C	0.2500	15.8800	16.8800	2010/03/22	100,000,000	2009/12/18
69095	UBS AG	Angang Steel R Bear CBBC Mar 2010 D	0.3100	20.8800	19.8800	2010/03/22	100,000,000	2009/12/18
69093	UBS AG	China Life R Bull CBBC May 2010 B	0.2500	38.8800	39.8800	2010/05/03	200,000,000	2009/12/18
69094	UBS AG	A50 China R Bull CBBC Apr 2010 C	0.2500	14.3800	14.8800	2010/04/12	200,000,000	2009/12/18
69077	UBS AG	A50 China R Bear CBBC Mar 2010 O	0.2500	15.3800	14.8800	2010/03/22	200,000,000	2009/12/18
69096	UBS AG	HSI R Bull CBBC Mar 2010 V	0.2500	21,400 per 10,000 units	21,900 per 10,000 units	2010/03/30	300,000,000	2009/12/18
69097	UBS AG	HSI R Bull CBBC Jun 2010 J	0.2500	21,500 per 15,000 units	22,000 per 15,000 units	2010/06/29	300,000,000	2009/12/18
69078	UBS AG	HSI R Bear CBBC Jun 2010 I	0.2500	22,500 per 15,000 units	22,000 per 15,000 units	2010/06/29	300,000,000	2009/12/18
69079	UBS AG	HSI R Bear CBBC Jul 2010 F	0.2500	22,300 per 38,000 units	21,800 per 38,000 units	2010/07/29	400,000,000	2009/12/18
69092	UBS AG	TCH R Bull CBBC Apr 2010 A	0.2500	135.88 per 100 units	143.88 per 100 units	2010/04/19	100,000,000	2009/12/18
69114	Credit Suisse AG	China Mobile R Bull CBBC Jun 2010 A	0.2600	45 per 100 units	50 per 100 units	2010/06/28	100,000,000	2009/12/21
69115	Credit Suisse AG	HSI R Bull CBBC May 2010 Z	0.2500	21,300 per 10,000 units	21,800 per 10,000 units	2010/05/28	200,000,000	2009/12/21
69118	Credit Suisse AG	HSI R Bear CBBC May 2010 A	0.2500	22,600 per 15,000 units	22,100 per 15,000 units	2010/05/28	210,000,000	2009/12/21
69126	Deutsche Bank AG	China Life R Bear CBBC May 2010 K	0.3000	41.6800	40.6800	2010/05/17	150,000,000	2009/12/21
69116	Deutsche Bank AG	HSI R Bull CBBC May 2010 A	0.2600	20,600 per 15,000 units	21,100 per 15,000 units	2010/05/28	300,000,000	2009/12/21
69117	Deutsche Bank AG	HSI R Bear CBBC Jun 2010 F	0.2500	23,500 per 40,000 units	22,700 per 40,000 units	2010/06/29	300,000,000	2009/12/21
69119	KBC Fin Products Int'l Ltd.	CP&CC R Bull CBBC May 2010 A	0.2500	5.5800	6.4800	2010/05/10	208,000,000	2009/12/21
69102	SGA Societe Generale Acceptance N.V.	HKEx R Bull CBBC May10A	0.2500	120 per 100 units	128 per 100 units	2010/05/26	150,000,000	2009/12/21
69108	SGA Societe Generale Acceptance N.V.	HKEx R Bear CBBC May10B	0.2500	156 per 100 units	148 per 100 units	2010/05/26	150,000,000	2009/12/21
69109	SGA Societe Generale Acceptance N.V.	HKEx R Bear CBBC May10C	0.2500	161 per 100 units	153 per 100 units	2010/05/26	150,000,000	2009/12/21
69103	SGA Societe Generale Acceptance N.V.	HSBC R Bull CBBC Apr10C	0.2500	71 per 100 units	75 per 100 units	2010/04/28	300,000,000	2009/12/21
69104	SGA Societe Generale Acceptance N.V.	HSBC R Bull CBBC Apr10D	0.2500	76 per 100 units	80 per 100 units	2010/04/28	300,000,000	2009/12/21
69110	SGA Societe Generale Acceptance N.V.	HSBC R Bear CBBC Apr10E	0.2500	105 per 100 units	100 per 100 units	2010/04/28	300,000,000	2009/12/21
69111	SGA Societe Generale Acceptance NV	HSCEI R Bear CBBC Jun10A	0.2500	15,000 per 12,000 units	13,600 per 12,000 units	2010/06/29	200,000,000	2009/12/21
69107	SGA Societe Generale Acceptance N.V.	TCH R Bull CBBC Jun10A	0.2800	130 per 100 units	144 per 100 units	2010/06/30	100,000,000	2009/12/21
69113	UBS AG	China Mobile R Bear CBBC Apr 2010 D	0.2500	74.88 per 100 units	70.88 per 100 units	2010/04/12	200,000,000	2009/12/21
69112	UBS AG	China Life R Bull CBBC May 2010 C	0.2500	37.8800	38.8800	2010/05/03	200,000,000	2009/12/21

## Newly listed callable bull/bear contracts (continued)

Code	Issuer	Name of issue	Issue prices (HK\$)	Strike price (HKD) / Strike level per 10 units	Call price (HKD) / Call level per 10 units	Expiry date	No. of issue (units)	Listing date
69121	UBS AG	Sinopec Corp R Bull CBBC Apr 2010 D	0.2500	5.8800	6.3800	2010/04/12	100,000,000	2009/12/21
69122	UBS AG	HSI R Bull CBBC Apr 2010 N	0.2500	21,300 per 12,000 units	21,800 per 12,000 units	2010/04/29	300,000,000	2009/12/21
69123	UBS AG	HSI R Bear CBBC Jun 2010 K	0.2500	22,800 per 38,000 units	22,300 per 38,000 units	2010/06/29	400,000,000	2009/12/21
69120	UBS AG	TCH R Bull CBBC Apr 2010 B	0.2500	140.88 per 100 units	148.88 per 100 units	2010/04/19	200,000,000	2009/12/21
69124	UBS AG	TCH R Bear CBBC Apr 2010 C	0.2750	186.88 per 100 units	178.88 per 100 units	2010/04/19	200,000,000	2009/12/21
69125	UBS AG	TCH R Bear CBBC Apr 2010 D	0.2500	181.88 per 100 units	173.88 per 100 units	2010/04/19	200,000,000	2009/12/21
69127	Credit Suisse AG	TCH R Bull CBBC Apr 2010 A	0.3000	132 per 100 units	140 per 100 units	2010/04/20	100,000,000	2009/12/22
69128	Credit Suisse AG	TCH R Bull CBBC Apr 2010 B	0.2500	142 per 100 units	150 per 100 units	2010/04/20	100,000,000	2009/12/22
69132	Credit Suisse AG	TCH R Bear CBBC Apr 2010 C	0.2500	176 per 100 units	168 per 100 units	2010/04/20	100,000,000	2009/12/22
69133	Credit Suisse AG	TCH R Bear CBBC Apr 2010 D	0.2500	186 per 100 units	178 per 100 units	2010/04/20	100,000,000	2009/12/22
69130	UBS AG	HSI R Bull CBBC May 2010 Q	0.2500	20,000 per 10,000 units	20,500 per 10,000 units	2010/05/28	300,000,000	2009/12/22
69131	UBS AG	HSI R Bull CBBC May 2010 R	0.2500	20,500 per 10,000 units	21,000 per 10,000 units	2010/05/28	300,000,000	2009/12/22
69135	UBS AG	HSI R Bull CBBC Jun 2010 N	0.2500	19,500 per 10,000 units	20,000 per 10,000 units	2010/06/29	300,000,000	2009/12/22
69136	UBS AG	HSI R Bull CBBC Jul 2010 G	0.2500	21,300 per 38,000 units	21,800 per 38,000 units	2010/07/29	400,000,000	2009/12/22
69137	UBS AG	HSI R Bear CBBC May 2010 T	0.2500	23,600 per 10,000 units	23,100 per 10,000 units	2010/05/28	300,000,000	2009/12/22
69129	UBS AG	TCH R Bull CBBC Apr 2010 E	0.2500	145.88 per 100 units	153.88 per 100 units	2010/04/19	100,000,000	2009/12/22
69134	UBS AG	TCH R Bear CBBC Apr 2010 F	0.3050	191.88 per 100 units	183.88 per 100 units	2010/04/19	100,000,000	2009/12/22
69150	ABN AMRO Bank N.V.	TCH R Bull CBBC Mar 2010 K	0.2520	135.88 per 100 units	142.88 per 100 units	2010/03/29	80,000,000	2009/12/23
69151	ABN AMRO Bank N.V.	TCH R Bull CBBC Mar 2010 L	0.2510	142.88 per 100 units	149.88 per 100 units	2010/03/29	80,000,000	2009/12/23
69155	ABN AMRO Bank N.V.	TCH R Bear CBBC Mar 2010 M	0.2650	183.88 per 100 units	176.88 per 100 units	2010/03/29	80,000,000	2009/12/23
69156	ABN AMRO Bank N.V.	TCH R Bear CBBC Mar 2010 N	0.3260	189.88 per 100 units	182.88 per 100 units	2010/03/29	80,000,000	2009/12/23
69142	BNP Paribas Arbit Issu B.V.	HSI R Bear CBBC Apr 2010 V	0.2500	22,200 per 14,000 units	21,700 per 14,000 units	2010/04/29	300,000,000	2009/12/23
69146	Credit Suisse AG	HSI R Bear CBBC May 2010 F	0.2500	22,200 per 15,000 units	21,700 per 15,000 units	2010/05/28	210,000,000	2009/12/23
69138	Deutsche Bank AG	HSI R Bull CBBC Jun 2010 G	0.2500	21,300 per 12,000 units	21,800 per 12,000 units	2010/06/29	300,000,000	2009/12/23
69143	Deutsche Bank AG	HSI R Bear CBBC Mar 2010 C	0.2500	22,200 per 12,000 units	21,700 per 12,000 units	2010/03/30	300,000,000	2009/12/23
69144	Deutsche Bank AG	HSI R Bear CBBC Apr 2010 G	0.2700	22,400 per 12,000 units	21,900 per 12,000 units	2010/04/29	300,000,000	2009/12/23
69152	Goldman Sachs SP (Asia)	HSI R Bear CBBC Apr 2010 S	0.2500	22,300 per 12,000 units	21,800 per 12,000 units	2010/04/29	200,000,000	2009/12/23
69141	KBC Fin Products Int'l Ltd.	HSI R Bull CBBC Mar 2010 B	0.2500	21,300 per 10,000 units	21,800 per 10,000 units	2010/03/30	208,000,000	2009/12/23
69145	SGA Societe Generale Acceptance N.V.	HSI R Bear CBBC Jun10Q	0.2500	22,200 per 12,000 units	21,700 per 12,000 units	2010/06/29	300,000,000	2009/12/23
69148	UBS AG	R&F R Bear CBBC May 2010 A	0.3100	16.8800	15.3800	2010/05/03	100,000,000	2009/12/23
69149	UBS AG	HKEx R Bear CBBC May 2010 A	0.2500	144.88 per 100 units	138.88 per 100 units	2010/05/03	200,000,000	2009/12/23
69139	UBS AG	HSBC R Bull CBBC Apr 2010 G	0.2500	83.88 per 100 units	88.88 per 100 units	2010/04/12	200,000,000	2009/12/23
69140	UBS AG	HSI R Bull CBBC Mar 2010 U	0.2500	21,200 per 10,000 units	21,700 per 10,000 units	2010/03/30	300,000,000	2009/12/23
69147	UBS AG	HSI R Bear CBBC Mar 2010 Q	0.2500	22,200 per 10,000 units	21,700 per 10,000 units	2010/03/30	300,000,000	2009/12/23
69169	ABN AMRO Bank N.V.	COVS R Bull CBBC Mar 2010 D	0.2880	13.8800	15.0800	2010/03/29	80,000,000	2009/12/24
69172	ABN AMRO Bank N.V.	COVS R Bear CBBC Mar 2010 E	0.3800	20.2800	19.0800	2010/03/29	80,000,000	2009/12/24
69168	ABN AMRO Bank N.V.	HSI R Bull CBBC Mar 2010 N	0.2500	20,400 per 13,000 units	20,900 per 13,000 units	2010/03/30	250,000,000	2009/12/24
69170	ABN AMRO Bank N.V.	HSI R Bear CBBC Mar 2010 O	0.2500	22,100 per 13,000 units	21,600 per 13,000 units	2010/03/30	250,000,000	2009/12/24
69171	ABN AMRO Bank N.V.	HSI R Bear CBBC Mar 2010 P	0.2500	22,400 per 13,000 units	21,900 per 13,000 units	2010/03/30	250,000,000	2009/12/24
69166	BNP Paribas Arbit Issu B.V.	HSI R Bear CBBC May 2010 M	0.2500	21,900 per 12,000 units	21,400 per 12,000 units	2010/05/28	300,000,000	2009/12/24
69158	Credit Suisse AG	HSI R Bull CBBC May 2010 E	0.2500	21,000 per 15,000 units	21,500 per 15,000 units	2010/05/28	210,000,000	2009/12/24
69175	Credit Suisse AG	HSI R Bear CBBC May 2010 I	0.2500	21,900 per 15,000 units	21,400 per 15,000 units	2010/05/28	210,000,000	2009/12/24
69176	Credit Suisse AG	HSI R Bear CBBC Jun 2010 F	0.2500	22,300 per 10,000 units	21,800 per 10,000 units	2010/06/29	200,000,000	2009/12/24

## Newly listed callable bull/bear contracts (continued)

Code	Issuer	Name of issue	Issue prices (HK\$)	Strike price (HKD) / Strike level per 10 units	Call price (HKD) / Call level per 10 units	Expiry date	No. of issue (units)	Listing date
69154	Deutsche Bank AG	HSI R Bull CBBC May 2010 L	0.2500	20,900 per 12,000 units	21,400 per 12,000 units	2010/05/28	300,000,000	2009/12/24
69157	Deutsche Bank AG	HSI R Bull CBBC May 2010 O	0.2500	21,100 per 12,000 units	21,600 per 12,000 units	2010/05/28	300,000,000	2009/12/24
69162	Deutsche Bank AG	HSI R Bear CBBC Mar 2010 R	0.2500	22,400 per 15,000 units	21,800 per 15,000 units	2010/03/30	300,000,000	2009/12/24
69161	Deutsche Bank AG	HSI R Bear CBBC Mar 2010 V	0.2500	22,000 per 12,000 units	21,500 per 12,000 units	2010/03/30	300,000,000	2009/12/24
69167	Deutsche Bank AG	HSI R Bear CBBC Apr 2010 F	0.2500	21,900 per 15,000 units	21,400 per 15,000 units	2010/04/29	300,000,000	2009/12/24
69177	Goldman Sachs SP (Asia)	HSI R Bear CBBC Apr 2010 N	0.2500	22,100 per 15,000 units	21,600 per 15,000 units	2010/04/29	200,000,000	2009/12/24
69153	HK Bank	HSI R Bear CBBC Apr 2010 F	0.2500	22,800 per 12,000 units	22,300 per 12,000 units	2010/04/29	100,000,000	2009/12/24
69163	KBC Fin Products Int'l Ltd.	HSI R Bull CBBC Apr 2010 P	0.2500	20,900 per 12,000 units	21,400 per 12,000 units	2010/04/29	248,000,000	2009/12/24
69174	KBC Fin Products Int'l Ltd.	HSI R Bear CBBC Mar 2010 D	0.2500	22,100 per 10,000 units	21,600 per 10,000 units	2010/03/30	208,000,000	2009/12/24
69173	KBC Fin Products Int'l Ltd.	HSI R Bear CBBC Mar 2010 F	0.2500	22,000 per 12,000 units	21,400 per 12,000 units	2010/03/30	248,000,000	2009/12/24
69159	UBS AG	China Mobile R Bull CBBC Apr 2010 E	0.2500	66.88 per 100 units	70.88 per 100 units	2010/04/12	200,000,000	2009/12/24
69178	UBS AG	China Tel R Bull CBBC May 2010 A	0.2500	2.1800	2.5800	2010/05/10	100,000,000	2009/12/24
69179	UBS AG	China Life R Bear CBBC May 2010 D	0.2500	39.8800	38.8800	2010/05/03	200,000,000	2009/12/24
69165	UBS AG	A50 China R Bull CBBC Apr 2010 D	0.2500	13.8800	14.3800	2010/04/12	200,000,000	2009/12/24
69182	UBS AG	A50 China R Bear CBBC Apr 2010 E	0.2500	14.8800	14.3800	2010/04/12	200,000,000	2009/12/24
69180	UBS AG	HSBC R Bear CBBC Apr 2010 H	0.2500	93.88 per 100 units	88.88 per 100 units	2010/04/12	200,000,000	2009/12/24
69183	UBS AG	HSCEI R Bear CBBC May 2010 A	0.2500	13,500 per 20,000 units	13,000 per 20,000 units	2010/05/28	200,000,000	2009/12/24
69184	UBS AG	HSCEI R Bear CBBC May 2010 B	0.2500	14,000 per 20,000 units	13,500 per 20,000 units	2010/05/28	200,000,000	2009/12/24
69160	UBS AG	HSI R Bull CBBC Mar 2010 M	0.2500	21,000 per 10,000 units	21,500 per 10,000 units	2010/03/30	300,000,000	2009/12/24
69164	UBS AG	HSI R Bull CBBC Apr 2010 S	0.2500	20,800 per 10,000 units	21,300 per 10,000 units	2010/04/29	300,000,000	2009/12/24
69185	UBS AG	HSI R Bear CBBC Apr 2010 B	0.2500	22,000 per 10,000 units	21,500 per 10,000 units	2010/04/29	300,000,000	2009/12/24
69186	UBS AG	HSI R Bear CBBC May 2010 A	0.2500	22,300 per 12,000 units	21,800 per 12,000 units	2010/05/28	300,000,000	2009/12/24
69181	UBS AG	TCH R Bear CBBC Apr 2010 G	0.2500	171.88 per 100 units	163.88 per 100 units	2010/04/19	100,000,000	2009/12/24
69223	Credit Suisse AG	China Mobile R Bull CBBC Apr 2010 C	0.2500	63 per 100 units	68 per 100 units	2010/04/26	100,000,000	2009/12/28
69224	Credit Suisse AG	China Mobile R Bull CBBC Jun 2010 B	0.2500	58 per 100 units	63 per 100 units	2010/06/28	100,000,000	2009/12/28
69231	Credit Suisse AG	A50 China R Bear CBBC Apr 2010 F	0.2500	15.4000	14.8000	2010/04/26	100,000,000	2009/12/28
69225	Credit Suisse AG	HSBC R Bull CBBC Jun 2010 A	0.2900	60 per 100 units	65 per 100 units	2010/06/28	100,000,000	2009/12/28
69226	Credit Suisse AG	HSBC R Bull CBBC Jun 2010 B	0.2500	70 per 100 units	75 per 100 units	2010/06/28	100,000,000	2009/12/28
69218	Credit Suisse AG	HSI R Bull CBBC May 2010 H	0.2500	20,800 per 15,000 units	21,300 per 15,000 units	2010/05/28	210,000,000	2009/12/28
69219	Credit Suisse AG	HSI R Bull CBBC Jun 2010 G	0.2500	19,500 per 10,000 units	20,000 per 10,000 units	2010/06/29	200,000,000	2009/12/28
69220	Credit Suisse AG	HSI R Bull CBBC Jun 2010 H	0.2500	19,900 per 10,000 units	20,400 per 10,000 units	2010/06/29	200,000,000	2009/12/28
69221	Credit Suisse AG	HSI R Bull CBBC Jul 2010 B	0.2500	19,300 per 10,000 units	19,800 per 10,000 units	2010/07/29	200,000,000	2009/12/28
69222	Credit Suisse AG	HSI R Bull CBBC Jul 2010 C	0.2500	19,800 per 15,000 units	20,300 per 15,000 units	2010/07/29	210,000,000	2009/12/28
69229	Credit Suisse AG	HSI R Bear CBBC Jun 2010 I	0.2500	21,700 per 10,000 units	21,200 per 10,000 units	2010/06/29	200,000,000	2009/12/28
69230	Credit Suisse AG	HSI R Bear CBBC Jun 2010 J	0.2500	22,100 per 10,000 units	21,600 per 10,000 units	2010/06/29	200,000,000	2009/12/28
69217	Credit Suisse AG	HSI R Bear CBBC Jul 2010 A	0.2500	24,400 per 38,000 units	23,800 per 38,000 units	2010/07/29	190,000,000	2009/12/28
69234	Credit Suisse AG	TCH R Bear CBBC Apr 2010 E	0.2500	166 per 100 units	158 per 100 units	2010/04/26	100,000,000	2009/12/28
69216	Deutsche Bank AG	HSI R Bull CBBC Jun 2010 H	0.2500	20,700 per 15,000 units	21,300 per 15,000 units	2010/06/29	300,000,000	2009/12/28
69227	Deutsche Bank AG	HSI R Bear CBBC Mar 2010 H	0.2500	21,700 per 12,000 units	21,200 per 12,000 units	2010/03/30	300,000,000	2009/12/28
69247	Deutsche Bank AG	HSI R Bear CBBC Apr 2010 W	0.2500	22,200 per 10,000 units	21,600 per 10,000 units	2010/04/29	300,000,000	2009/12/28
69248	Goldman Sachs SP (Asia)	HSI R Bear CBBC May 2010 D	0.2500	21,900 per 12,000 units	21,400 per 12,000 units	2010/05/28	200,000,000	2009/12/28
69197	HK Bank	HSI R Bear CBBC Apr 2010 G	0.2500	22,300 per 10,000 units	21,800 per 10,000 units	2010/04/29	80,000,000	2009/12/28
69235	KBC Fin Products Int'l Ltd.	HSI R Bear CBBC Mar 2010 C	0.2500	21,700 per 10,000 units	21,200 per 10,000 units	2010/03/30	208,000,000	2009/12/28

## Newly listed callable bull/bear contracts (continued)

Code	Issuer	Name of issue	Issue prices (HK\$)	Strike price (HKD) / Strike level per 10 units	Call price (HKD) / Call level per 10 units	Expiry date	No. of issue (units)	Listing date
69188	Macquarie Bank Ltd.	HSI R Bear CBBC Apr 2010 A	0.2500	23,600 per 12,000 units	22,500 per 12,000 units	2010/04/29	300,000,000	2009/12/28
69196	CC Rabobank B.A.	HSI R Bear CBBC Jun 2010 G	0.2500	22,800 per 15,000 units	22,300 per 15,000 units	2010/06/29	200,000,000	2009/12/28
69195	CC Rabobank B.A.	HSI R Bear CBBC Jun 2010 H	0.2500	22,600 per 15,000 units	22,100 per 15,000 units	2010/06/29	200,000,000	2009/12/28
69194	CC Rabobank B.A.	HSI R Bear CBBC Jun 2010 I	0.2500	22,400 per 15,000 units	21,900 per 15,000 units	2010/06/29	200,000,000	2009/12/28
69190	CC Rabobank B.A.	HSI R Bear CBBC Jun 2010 J	0.2500	22,200 per 15,000 units	21,700 per 15,000 units	2010/06/29	200,000,000	2009/12/28
69189	CC Rabobank B.A.	HSI R Bear CBBC Jun 2010 K	0.2500	22,000 per 15,000 units	21,500 per 15,000 units	2010/06/29	200,000,000	2009/12/28
69228	SGA Societe Generale Acceptance N.V.	HSI R Bull CBBC Jun10L	0.2500	20,600 per 12,000 units	21,100 per 12,000 units	2010/06/29	300,000,000	2009/12/28
69187	SGA Societe Generale Acceptance N.V.	HSI R Bull CBBC Jun10P	0.2500	20,800 per 12,000 units	21,300 per 12,000 units	2010/06/29	300,000,000	2009/12/28
69233	SGA Societe Generale Acceptance N.V.	HSI R Bear CBBC Jun10J	0.2500	21,800 per 15,000 units	21,300 per 15,000 units	2010/06/29	300,000,000	2009/12/28
69232	SGA Societe Generale Acceptance N.V.	HSI R Bear CBBC Jun10K	0.2500	21,700 per 10,000 units	21,200 per 10,000 units	2010/06/29	300,000,000	2009/12/28
69193	SGA Societe Generale Acceptance N.V.	HSI R Bear CBBC Jun10M	0.2500	22,100 per 15,000 units	21,600 per 15,000 units	2010/06/29	300,000,000	2009/12/28
69192	SGA Societe Generale Acceptance N.V.	HSI R Bear CBBC Jun10N	0.2500	22,000 per 10,000 units	21,500 per 10,000 units	2010/06/29	300,000,000	2009/12/28
69191	SGA Societe Generale Acceptance N.V.	HSI R Bear CBBC Jun10O	0.2500	21,900 per 12,000 units	21,400 per 12,000 units	2010/06/29	300,000,000	2009/12/28
69239	UBS AG	BOCL R Bear CBBC May 2010 A	0.2500	4.8800	4.3800	2010/05/03	100,000,000	2009/12/28
69202	UBS AG	China Mobile R Bull CBBC Apr 2010 F	0.2500	58.88 per 100 units	62.88 per 100 units	2010/04/26	200,000,000	2009/12/28
69203	UBS AG	China Mobile R Bull CBBC May 2010 A	0.2500	56.88 per 100 units	60.88 per 100 units	2010/05/03	200,000,000	2009/12/28
69242	UBS AG	China Mobile R Bear CBBC May 2010 B	0.2500	82.88 per 100 units	78.88 per 100 units	2010/05/03	200,000,000	2009/12/28
69243	UBS AG	China Mobile R Bear CBBC May 2010 C	0.2500	84.88 per 100 units	80.88 per 100 units	2010/05/03	200,000,000	2009/12/28
69240	UBS AG	CC Bank R Bear CBBC May 2010 A	0.2500	7.2800	6.8800	2010/05/03	100,000,000	2009/12/28
69198	UBS AG	China Life R Bull CBBC May 2010 E	0.4300	33.8800	34.8800	2010/05/17	200,000,000	2009/12/28
69199	UBS AG	China Life R Bull CBBC May 2010 F	0.3300	34.8800	35.8800	2010/05/17	200,000,000	2009/12/28
69200	UBS AG	China Life R Bull CBBC May 2010 G	0.2500	36.8800	37.8800	2010/05/03	200,000,000	2009/12/28
69201	UBS AG	China Life R Bull CBBC Jun 2010 A	0.5300	32.8800	33.8800	2010/06/07	200,000,000	2009/12/28
69241	UBS AG	China Life R Bear CBBC May 2010 H	0.4950	42.8800	41.8800	2010/05/03	200,000,000	2009/12/28
69210	UBS AG	A50 China R Bull CBBC May 2010 A	0.2500	12.3800	12.8800	2010/05/17	200,000,000	2009/12/28
69211	UBS AG	A50 China R Bull CBBC Jun 2010 A	0.2500	11.8800	12.3800	2010/06/07	200,000,000	2009/12/28
69204	UBS AG	HKEx R Bull CBBC May 2010 B	0.2500	117.88 per 100 units	123.88 per 100 units	2010/05/17	200,000,000	2009/12/28
69205	UBS AG	HKEx R Bull CBBC May 2010 C	0.2500	122.88 per 100 units	128.88 per 100 units	2010/05/03	200,000,000	2009/12/28
69206	UBS AG	HKEx R Bull CBBC Jun 2010 A	0.2800	107.88 per 100 units	113.88 per 100 units	2010/06/07	200,000,000	2009/12/28
69207	UBS AG	HKEx R Bull CBBC Jun 2010 B	0.2500	112.88 per 100 units	118.88 per 100 units	2010/06/07	200,000,000	2009/12/28
69244	UBS AG	HKEx R Bear CBBC May 2010 D	0.2500	149.88 per 100 units	143.88 per 100 units	2010/05/03	200,000,000	2009/12/28
69245	UBS AG	HKEx R Bear CBBC May 2010 E	0.2500	154.88 per 100 units	148.88 per 100 units	2010/05/17	200,000,000	2009/12/28
69208	UBS AG	HSBC R Bull CBBC Jun 2010 A	0.2500	73.88 per 100 units	78.88 per 100 units	2010/06/07	200,000,000	2009/12/28
69209	UBS AG	HSBC R Bull CBBC Jun 2010 B	0.2500	78.88 per 100 units	83.88 per 100 units	2010/06/07	200,000,000	2009/12/28
69212	UBS AG	HSI R Bull CBBC Mar 2010 P	0.2500	20,700 per 12,000 units	21,200 per 12,000 units	2010/03/30	300,000,000	2009/12/28
69213	UBS AG	HSI R Bull CBBC Apr 2010 Y	0.2500	20,300 per 12,000 units	20,800 per 12,000 units	2010/04/29	300,000,000	2009/12/28
69214	UBS AG	HSI R Bull CBBC Jun 2010 P	0.2500	20,100 per 12,000 units	20,600 per 12,000 units	2010/06/29	300,000,000	2009/12/28
69236	UBS AG	HSI R Bull CBBC Jun 2010 S	0.2500	19,000 per 10,000 units	19,500 per 10,000 units	2010/06/29	300,000,000	2009/12/28
69215	UBS AG	HSI R Bull CBBC Jul 2010 H	0.2500	20,800 per 38,000 units	21,300 per 38,000 units	2010/07/29	400,000,000	2009/12/28
69237	UBS AG	HSI R Bear CBBC Mar 2010 O	0.2500	21,700 per 12,000 units	21,200 per 12,000 units	2010/03/30	300,000,000	2009/12/28
69238	UBS AG	HSI R Bear CBBC Jul 2010 I	0.2500	22,000 per 15,000 units	21,500 per 15,000 units	2010/07/29	300,000,000	2009/12/28
69246	UBS AG	Jiangxi Copper R Bear CBBC Jun 2010 B	0.3700	21.3800	19.8800	2010/06/07	100,000,000	2009/12/28
69274	ABN AMRO Bank N.V.	CC Bank R Bull CBBC May 2010 A	0.2500	4.4800	5.2800	2010/05/19	80,000,000	2009/12/29



## Newly listed callable bull/bear contracts (continued)

Code	Issuer	Name of issue	Issue prices (HK\$)	Strike price (HKD) / Strike level per 10 units	Call price (HKD) / Call level per 10 units	Expiry date	No. of issue (units)	Listing date
69278	ABN AMRO Bank N.V.	CC Bank R Bear CBBC May 2010 B	0.2500	7.6800	6.8800	2010/05/19	80,000,000	2009/12/29
69279	ABN AMRO Bank N.V.	CC Bank R Bear CBBC May 2010 C	0.2500	8.1800	7.3800	2010/05/19	80,000,000	2009/12/29
69254	BOCI Asia Ltd.	HSI R Bear CBBC Apr 2010 A	0.2500	22,500 per 10,000 units	22,000 per 10,000 units	2010/04/29	100,000,000	2009/12/29
69266	Credit Suisse AG	China Life R Bull CBBC Jun 2010 A	1.0100	27.8000	29.0000	2010/06/28	100,000,000	2009/12/29
69285	Credit Suisse AG	China Life R Bear CBBC May 2010 J	0.3850	40.0000	38.8000	2010/05/24	100,000,000	2009/12/29
69258	Credit Suisse AG	A50 China R Bull CBBC Apr 2010 G	0.2500	12.4000	13.0000	2010/04/26	100,000,000	2009/12/29
69259	Credit Suisse AG	A50 China R Bull CBBC May 2010 A	0.2650	11.4000	12.0000	2010/05/31	100,000,000	2009/12/29
69260	Credit Suisse AG	A50 China R Bull CBBC Jun 2010 A	0.4700	9.4000	10.0000	2010/06/28	100,000,000	2009/12/29
69261	Credit Suisse AG	A50 China R Bear CBBC Apr 2010 H	0.2500	15.9000	15.3000	2010/04/26	100,000,000	2009/12/29
69262	Credit Suisse AG	A50 China R Bear CBBC May 2010 B	0.2500	16.4000	15.8000	2010/05/31	100,000,000	2009/12/29
69263	Credit Suisse AG	A50 China R Bear CBBC Jun 2010 B	0.3000	16.9000	16.3000	2010/06/28	100,000,000	2009/12/29
69264	Credit Suisse AG	HKEx R Bull CBBC May 2010 F	0.2500	119 per 100 units	125 per 100 units	2010/05/31	100,000,000	2009/12/29
69265	Credit Suisse AG	HKEx R Bull CBBC Jun 2010 A	0.2650	109 per 100 units	115 per 100 units	2010/06/28	100,000,000	2009/12/29
69268	Credit Suisse AG	HKEx R Bear CBBC May 2010 G	0.2500	159 per 100 units	153 per 100 units	2010/05/31	100,000,000	2009/12/29
69269	Credit Suisse AG	HKEx R Bear CBBC Jun 2010 B	0.3500	169 per 100 units	163 per 100 units	2010/06/28	100,000,000	2009/12/29
69267	Credit Suisse AG	HSI R Bull CBBC May 2010 M	0.2500	20,600 per 15,000 units	21,100 per 15,000 units	2010/05/28	210,000,000	2009/12/29
69283	Credit Suisse AG	HSI R Bear CBBC May 2010 Q	0.2500	21,500 per 10,000 units	21,000 per 10,000 units	2010/05/28	200,000,000	2009/12/29
69284	Credit Suisse AG	HSI R Bear CBBC Jun 2010 K	0.2500	22,000 per 15,000 units	21,500 per 15,000 units	2010/06/29	210,000,000	2009/12/29
69275	Deutsche Bank AG	China Life R Bear CBBC May 2010 L	0.5300	40.6800	39.6800	2010/05/31	150,000,000	2009/12/29
69276	Deutsche Bank AG	China Life R Bear CBBC Jun 2010 A	0.3300	38.6800	37.6800	2010/06/07	150,000,000	2009/12/29
69280	Deutsche Bank AG	A50 China R Bear CBBC May 2010 B	0.2500	15.2800	14.6800	2010/05/31	150,000,000	2009/12/29
69277	Deutsche Bank AG	HKEx R Bear CBBC Jun 2010 A	0.2500	146.18 per 100 units	140.18 per 100 units	2010/06/07	150,000,000	2009/12/29
69271	Deutsche Bank AG	HSI R Bull CBBC May 2010 M	0.2500	20,500 per 12,000 units	21,000 per 12,000 units	2010/05/28	300,000,000	2009/12/29
69255	Deutsche Bank AG	HSI R Bull CBBC May 2010 N	0.2500	20,600 per 12,000 units	21,100 per 12,000 units	2010/05/28	300,000,000	2009/12/29
69282	Deutsche Bank AG	HSI R Bear CBBC Apr 2010 L	0.2500	21,900 per 15,000 units	21,300 per 15,000 units	2010/04/29	300,000,000	2009/12/29
69281	Deutsche Bank AG	HSI R Bear CBBC Apr 2010 V	0.2500	21,500 per 12,000 units	21,000 per 12,000 units	2010/04/29	300,000,000	2009/12/29
69292	Goldman Sachs SP (Asia)	HSI R Bear CBBC Apr 2010 C	0.2500	21,700 per 15,000 units	21,200 per 15,000 units	2010/04/29	200,000,000	2009/12/29
69273	KBC Fin Products Int'l Ltd.	HSI R Bull CBBC Apr 2010 Q	0.2500	20,500 per 12,000 units	21,000 per 12,000 units	2010/04/29	248,000,000	2009/12/29
69249	CC Rabobank B.A.	HSI R Bear CBBC Jul 2010 A	0.2500	21,800 per 15,000 units	21,300 per 15,000 units	2010/07/29	200,000,000	2009/12/29
69250	CC Rabobank B.A.	HSI R Bear CBBC Jul 2010 B	0.2500	22,300 per 18,000 units	21,800 per 18,000 units	2010/07/29	200,000,000	2009/12/29
69251	CC Rabobank B.A.	HSI R Bear CBBC Jul 2010 C	0.2500	22,500 per 18,000 units	22,000 per 18,000 units	2010/07/29	200,000,000	2009/12/29
69252	CC Rabobank B.A.	HSI R Bear CBBC Jul 2010 D	0.2500	22,700 per 22,000 units	22,200 per 22,000 units	2010/07/29	200,000,000	2009/12/29
69253	CC Rabobank B.A.	HSI R Bear CBBC Jul 2010 E	0.2500	22,900 per 18,000 units	22,400 per 18,000 units	2010/07/29	200,000,000	2009/12/29
69270	SGA Societe Generale Acceptance N.V.	HSI R Bear CBBC Jun10I	0.2500	21,600 per 12,000 units	21,100 per 12,000 units	2010/06/29	300,000,000	2009/12/29
69256	UBS AG	China Life R Bull CBBC May 2010 I	0.2500	35.8800	36.8800	2010/05/03	200,000,000	2009/12/29
69286	UBS AG	China Life R Bull CBBC Jun 2010 B	0.4500	31.8800	32.8800	2010/06/07	200,000,000	2009/12/29
69288	UBS AG	China Life R Bear CBBC May 2010 J	0.2600	38.8800	37.8800	2010/05/03	200,000,000	2009/12/29
69257	UBS AG	A50 China R Bull CBBC Apr 2010 F	0.2500	13.3800	13.8800	2010/04/12	200,000,000	2009/12/29
69289	UBS AG	HSCEI R Bear CBBC May 2010 C	0.2500	13,000 per 20,000 units	12,500 per 20,000 units	2010/05/28	200,000,000	2009/12/29
69272	UBS AG	HSI R Bull CBBC Jun 2010 O	0.2500	20,500 per 15,000 units	21,000 per 15,000 units	2010/06/29	300,000,000	2009/12/29
69287	UBS AG	HSI R Bull CBBC Jul 2010 J	0.2500	19,700 per 12,000 units	20,200 per 12,000 units	2010/07/29	300,000,000	2009/12/29
69290	UBS AG	HSI R Bear CBBC Mar 2010 V	0.2500	21,500 per 10,000 units	21,000 per 10,000 units	2010/03/30	300,000,000	2009/12/29
69291	UBS AG	HSI R Bear CBBC Jun 2010 M	0.2500	21,900 per 12,000 units	21,400 per 12,000 units	2010/06/29	300,000,000	2009/12/29

**Newly listed callable bull/bear contracts (continued)**

Code	Issuer	Name of issue	Issue prices (HK\$)	Strike price (HKD) / Strike level per 10 units	Call price (HKD) / Call level per 10 units	Expiry date	No. of issue (units)	Listing date
69294	Credit Suisse AG	HSI R Bull CBBC May 2010 L	0.2500	19,100 per 10,000 units	19,600 per 10,000 units	2010/05/28	200,000,000	2009/12/30
69293	Credit Suisse AG	HSI R Bull CBBC May 2010 P	0.2500	18,800 per 15,000 units	19,300 per 15,000 units	2010/05/28	210,000,000	2009/12/30
69307	Credit Suisse AG	HSI R Bull CBBC May 2010 U	0.2500	20,500 per 10,000 units	21,000 per 10,000 units	2010/05/28	200,000,000	2009/12/30
69295	Credit Suisse AG	HSI R Bull CBBC Jun 2010 L	0.2750	18,300 per 10,000 units	18,800 per 10,000 units	2010/06/29	200,000,000	2009/12/30
69296	Credit Suisse AG	HSI R Bull CBBC Jun 2010 M	0.2550	18,500 per 10,000 units	19,000 per 10,000 units	2010/06/29	200,000,000	2009/12/30
69297	Credit Suisse AG	HSI R Bull CBBC Jul 2010 D	0.2500	18,200 per 15,000 units	18,700 per 15,000 units	2010/07/29	210,000,000	2009/12/30
69298	Credit Suisse AG	HSI R Bull CBBC Jul 2010 E	0.2500	18,600 per 15,000 units	19,100 per 15,000 units	2010/07/29	210,000,000	2009/12/30
69299	Credit Suisse AG	HSI R Bear CBBC May 2010 S	0.2500	21,600 per 15,000 units	21,100 per 15,000 units	2010/05/28	210,000,000	2009/12/30
69309	Deutsche Bank AG	HSI R Bear CBBC Apr 2010 I	0.2500	21,600 per 10,000 units	21,100 per 10,000 units	2010/04/29	300,000,000	2009/12/30
69313	Goldman Sachs SP (Asia)	HSI R Bull CBBC May 2010 C	0.2500	20,500 per 15,000 units	21,000 per 15,000 units	2010/05/28	200,000,000	2009/12/30
69300	HK Bank	A50 R Bull CBBC Jun 2010 B	0.2500	12.5800	12.8800	2010/06/18	80,000,000	2009/12/30
69301	HK Bank	A50 R Bull CBBC Jun 2010 C	0.2500	13.0800	13.3800	2010/06/18	80,000,000	2009/12/30
69305	HK Bank	A50 R Bear CBBC Jun 2010 D	0.2500	15.2800	14.8800	2010/06/18	80,000,000	2009/12/30
69302	HK Bank	HSI R Bear CBBC Apr 2010 H	0.2500	22,000 per 12,000 units	21,500 per 12,000 units	2010/04/29	120,000,000	2009/12/30
69311	UBS AG	China Mobile R Bear CBBC Apr 2010 G	0.2500	74.88 per 100 units	70.88 per 100 units	2010/04/12	200,000,000	2009/12/30
69310	UBS AG	China Life R Bear CBBC May 2010 K	0.2500	37.8800	36.8800	2010/05/03	200,000,000	2009/12/30
69308	UBS AG	HSI R Bull CBBC Apr 2010 I	0.2500	20,600 per 10,000 units	21,100 per 10,000 units	2010/04/29	300,000,000	2009/12/30
69304	UBS AG	HSI R Bear CBBC Apr 2010 Q	0.2500	21,800 per 10,000 units	21,300 per 10,000 units	2010/04/29	300,000,000	2009/12/30
69303	UBS AG	HSI R Bear CBBC Apr 2010 R	0.2500	21,600 per 10,000 units	21,100 per 10,000 units	2010/04/29	300,000,000	2009/12/30
69306	UBS AG	HSI R Bear CBBC Jun 2010 L	0.2500	21,500 per 15,000 units	21,000 per 15,000 units	2010/06/29	300,000,000	2009/12/30
69312	UBS AG	Petrochina R Bear CBBC May 2010 A	0.2500	10.4800	9.8800	2010/05/03	100,000,000	2009/12/30
69356	ABN AMRO Bank N.V.	HSI R Bull CBBC Apr 2010 A	0.3900	17,500 per 10,000 units	18,000 per 10,000 units	2010/04/29	250,000,000	2009/12/31
69357	ABN AMRO Bank N.V.	HSI R Bull CBBC Apr 2010 B	0.2690	17,900 per 13,000 units	18,400 per 13,000 units	2010/04/29	250,000,000	2009/12/31
69358	ABN AMRO Bank N.V.	HSI R Bull CBBC Apr 2010 C	0.3110	18,300 per 10,000 units	18,800 per 10,000 units	2010/04/29	250,000,000	2009/12/31
69359	ABN AMRO Bank N.V.	HSI R Bull CBBC Apr 2010 D	0.2500	18,700 per 13,000 units	19,200 per 13,000 units	2010/04/29	250,000,000	2009/12/31
69360	ABN AMRO Bank N.V.	HSI R Bull CBBC Apr 2010 E	0.2500	19,100 per 10,000 units	19,600 per 10,000 units	2010/04/29	250,000,000	2009/12/31
69361	ABN AMRO Bank N.V.	HSI R Bull CBBC Apr 2010 F	0.2500	19,900 per 13,000 units	20,400 per 13,000 units	2010/04/29	250,000,000	2009/12/31
69362	ABN AMRO Bank N.V.	HSI R Bull CBBC Jun 2010 A	0.4720	15,300 per 13,000 units	15,800 per 13,000 units	2010/06/29	250,000,000	2009/12/31
69363	ABN AMRO Bank N.V.	HSI R Bull CBBC Jun 2010 B	0.4410	15,700 per 13,000 units	16,200 per 13,000 units	2010/06/29	250,000,000	2009/12/31
69364	ABN AMRO Bank N.V.	HSI R Bull CBBC Jun 2010 C	0.2880	17,700 per 13,000 units	18,200 per 13,000 units	2010/06/29	250,000,000	2009/12/31
69365	ABN AMRO Bank N.V.	HSI R Bull CBBC Jun 2010 D	0.2580	18,100 per 13,000 units	18,600 per 13,000 units	2010/06/29	250,000,000	2009/12/31
69366	ABN AMRO Bank N.V.	HSI R Bull CBBC Jun 2010 E	0.2500	18,300 per 30,000 units	18,800 per 30,000 units	2010/06/29	250,000,000	2009/12/31
69367	ABN AMRO Bank N.V.	HSI R Bull CBBC Jun 2010 F	0.2500	18,500 per 13,000 units	19,000 per 13,000 units	2010/06/29	250,000,000	2009/12/31
69368	ABN AMRO Bank N.V.	HSI R Bull CBBC Jun 2010 G	0.2500	18,900 per 13,000 units	19,400 per 13,000 units	2010/06/29	250,000,000	2009/12/31
69369	ABN AMRO Bank N.V.	HSI R Bull CBBC Jun 2010 H	0.2500	19,300 per 13,000 units	19,800 per 13,000 units	2010/06/29	250,000,000	2009/12/31
69370	ABN AMRO Bank N.V.	HSI R Bear CBBC Apr 2010 G	0.2500	22,500 per 10,000 units	22,000 per 10,000 units	2010/04/29	250,000,000	2009/12/31
69371	ABN AMRO Bank N.V.	HSI R Bear CBBC Apr 2010 H	0.2500	22,900 per 13,000 units	22,400 per 13,000 units	2010/04/29	250,000,000	2009/12/31
69372	ABN AMRO Bank N.V.	HSI R Bear CBBC Apr 2010 I	0.2500	23,700 per 13,000 units	23,200 per 13,000 units	2010/04/29	250,000,000	2009/12/31
69373	ABN AMRO Bank N.V.	HSI R Bear CBBC Apr 2010 J	0.2840	24,100 per 10,000 units	23,600 per 10,000 units	2010/04/29	250,000,000	2009/12/31
69374	ABN AMRO Bank N.V.	HSI R Bear CBBC Jun 2010 I	0.2500	24,300 per 13,000 units	23,800 per 13,000 units	2010/06/29	250,000,000	2009/12/31
69375	ABN AMRO Bank N.V.	HSI R Bear CBBC Jun 2010 J	0.2500	24,100 per 30,000 units	23,600 per 30,000 units	2010/06/29	250,000,000	2009/12/31
69376	ABN AMRO Bank N.V.	HSI R Bear CBBC Jun 2010 K	0.2500	23,900 per 13,000 units	23,400 per 13,000 units	2010/06/29	250,000,000	2009/12/31
69377	ABN AMRO Bank N.V.	HSI R Bear CBBC Jun 2010 L	0.2500	23,500 per 13,000 units	23,000 per 13,000 units	2010/06/29	250,000,000	2009/12/31

## Newly listed callable bull/bear contracts (continued)

Code	Issuer	Name of issue	Issue prices (HK\$)	Strike price (HKD) / Strike level per 10 units	Call price (HKD) / Call level per 10 units	Expiry date	No. of issue (units)	Listing date
69378	ABN AMRO Bank N.V.	HSI R Bear CBBC Jun 2010 M	0.2500	23,100 per 13,000 units	22,600 per 13,000 units	2010/06/29	250,000,000	2009/12/31
69379	ABN AMRO Bank N.V.	HSI R Bear CBBC Jun 2010 N	0.3900	26,300 per 13,000 units	25,800 per 13,000 units	2010/06/29	250,000,000	2009/12/31
69380	ABN AMRO Bank N.V.	HSI R Bear CBBC Jun 2010 O	0.2500	22,300 per 13,000 units	21,800 per 13,000 units	2010/06/29	250,000,000	2009/12/31
69381	ABN AMRO Bank N.V.	HSI R Bear CBBC Jun 2010 P	0.3590	25,900 per 13,000 units	25,400 per 13,000 units	2010/06/29	250,000,000	2009/12/31
69327	Credit Suisse AG	HSI R Bear CBBC May 2010 O	0.2500	21,800 per 15,000 units	21,300 per 15,000 units	2010/05/28	210,000,000	2009/12/31
69355	Deutsche Bank AG	HSI R Bull CBBC Jun 2010 I	0.2500	20,700 per 12,000 units	21,200 per 12,000 units	2010/06/29	300,000,000	2009/12/31
69324	KBC Fin Products Int'l Ltd.	A50 China R Bull CBBC Apr 10A	0.2500	12.5000	13.0000	2010/04/15	188,000,000	2009/12/31
69325	KBC Fin Products Int'l Ltd.	A50 China R Bull CBBC May 10A	0.2500	11.9800	12.4800	2010/05/03	188,000,000	2009/12/31
69328	KBC Fin Products Int'l Ltd.	A50 China R Bear CBBC Apr 10B	0.2600	16.1800	15.6800	2010/04/01	188,000,000	2009/12/31
69326	KBC Fin Products Int'l Ltd.	HKEs R Bear CBBC Jun 2010 A	0.2700	157.88 per 100 units	151.88 per 100 units	2010/06/01	180,000,000	2009/12/31
69314	SGA Societe Generale Acceptance N.V.	CCHC R Bull CBBC Jul10A	0.2500	7.0000	8.0000	2010/07/14	100,000,000	2009/12/31
69322	SGA Societe Generale Acceptance N.V.	CCHC R Bear CBBC Jul10B	0.2500	11.5000	10.5000	2010/07/14	100,000,000	2009/12/31
69323	SGA Societe Generale Acceptance N.V.	A50 R Bear CBBC May10E	0.2500	15.8000	15.0000	2010/05/26	150,000,000	2009/12/31
69315	SGA Societe Generale Acceptance N.V.	HSI R Bull CBBC Jun10R	0.2500	20,500 per 10,000 units	21,000 per 10,000 units	2010/06/29	300,000,000	2009/12/31
69316	SGA Societe Generale Acceptance N.V.	HSI R Bull CBBC Jul10A	0.2500	18,500 per 15,000 units	19,000 per 15,000 units	2010/07/29	300,000,000	2009/12/31
69317	SGA Societe Generale Acceptance N.V.	HSI R Bull CBBC Jul10B	0.2900	18,600 per 12,000 units	19,100 per 12,000 units	2010/07/29	300,000,000	2009/12/31
69318	SGA Societe Generale Acceptance N.V.	HSI R Bull CBBC Jul10C	0.3350	18,700 per 10,000 units	19,200 per 10,000 units	2010/07/29	300,000,000	2009/12/31
69319	SGA Societe Generale Acceptance N.V.	HSI R Bull CBBC Jul10D	0.2500	18,800 per 15,000 units	19,300 per 15,000 units	2010/07/29	300,000,000	2009/12/31
69320	SGA Societe Generale Acceptance N.V.	HSI R Bull CBBC Jul10E	0.2600	18,900 per 12,000 units	19,400 per 12,000 units	2010/07/29	300,000,000	2009/12/31
69321	SGA Societe Generale Acceptance N.V.	HSI R Bull CBBC Jul10F	0.2950	19,000 per 10,000 units	19,500 per 10,000 units	2010/07/29	300,000,000	2009/12/31
69329	UBS AG	BOCL R Bull CBBC Jun 2010 A	0.2500	3.3800	3.8800	2010/06/28	100,000,000	2009/12/31
69330	UBS AG	BOCL R Bull CBBC Jul 2010 A	0.2500	3.0800	3.5800	2010/07/05	100,000,000	2009/12/31
69333	UBS AG	CC Bank R Bull CBBC May 2010 B	0.2500	5.1800	5.5800	2010/05/03	100,000,000	2009/12/31
69334	UBS AG	CC Bank R Bull CBBC May 2010 C	0.2500	5.4800	5.8800	2010/05/03	100,000,000	2009/12/31
69331	UBS AG	Cheung Kong R Bull CBBC Jun 2010 A	0.2500	75.88 per 100 units	83.88 per 100 units	2010/06/14	100,000,000	2009/12/31
69332	UBS AG	Cheung Kong R Bull CBBC Jun 2010 B	0.2500	80.88 per 100 units	88.88 per 100 units	2010/06/07	100,000,000	2009/12/31
69346	UBS AG	Cheung Kong R Bear CBBC Jun 2010 C	0.2500	116.88 per 100 units	108.88 per 100 units	2010/06/07	100,000,000	2009/12/31
69335	UBS AG	CM Bank R Bull CBBC Jun 2010 A	0.3950	15.8800	17.8800	2010/06/21	100,000,000	2009/12/31
69347	UBS AG	CM Bank R Bear CBBC Jun 2010 B	0.5100	24.8800	22.8800	2010/06/21	100,000,000	2009/12/31
69337	UBS AG	CNOOC R Bull CBBC Jun 2010 A	0.2500	10.0800	10.8800	2010/06/07	100,000,000	2009/12/31
69336	UBS AG	Sinopec Corp R Bull CBBC Jul 2010 A	0.2500	5.3800	5.8800	2010/07/05	100,000,000	2009/12/31
69348	UBS AG	Sinopec Corp R Bear CBBC Jul 2010 B	0.2500	7.8800	7.3800	2010/07/05	100,000,000	2009/12/31
69338	UBS AG	HKEs R Bull CBBC May 2010 F	0.2500	127.88 per 100 units	133.88 per 100 units	2010/05/03	200,000,000	2009/12/31
69353	UBS AG	HSI R Bear CBBC May 2010 J	0.2500	22,100 per 12,000 units	21,600 per 12,000 units	2010/05/28	300,000,000	2009/12/31
69354	UBS AG	HSI R Bear CBBC Jul 2010 K	0.2500	21,800 per 38,000 units	21,300 per 38,000 units	2010/07/29	400,000,000	2009/12/31
69339	UBS AG	Hutchison R Bull CBBC Jun 2010 A	0.2500	38.88 per 100 units	43.88 per 100 units	2010/06/07	100,000,000	2009/12/31
69349	UBS AG	Hutchison R Bear CBBC Jun 2010 B	0.2500	63.88 per 100 units	58.88 per 100 units	2010/06/07	100,000,000	2009/12/31
69340	UBS AG	ICBC R Bull CBBC Jun 2010 A	0.2500	4.9800	5.3800	2010/06/21	100,000,000	2009/12/31
69341	UBS AG	ICBC R Bull CBBC Jun 2010 B	0.2500	5.4800	5.8800	2010/06/14	100,000,000	2009/12/31
69350	UBS AG	ICBC R Bear CBBC Jun 2010 C	0.2500	7.7800	7.3800	2010/06/21	100,000,000	2009/12/31
69342	UBS AG	Petrochina R Bull CBBC Jun 2010 A	0.2500	7.7800	8.3800	2010/06/21	100,000,000	2009/12/31
69343	UBS AG	SHK Ppt R Bull CBBC Jun 2010 A	0.2550	85.88 per 100 units	93.88 per 100 units	2010/06/14	100,000,000	2009/12/31
69344	UBS AG	SHK Ppt R Bull CBBC Jun 2010 B	0.2500	90.88 per 100 units	98.88 per 100 units	2010/06/21	100,000,000	2009/12/31

**Newly listed callable bull/bear contracts (continued)**

Code	Issuer	Name of issue	Issue prices (HK\$)	Strike price (HKD) / Strike level per 10 units	Call price (HKD) / Call level per 10 units	Expiry date	No. of issue (units)	Listing date
69345	UBS AG	SHK Ppt R Bull CBBC Jun 2010 C	0.2500	95.88 per 100 units	103.88 per 100 units	2010/06/07	100,000,000	2009/12/31
69351	UBS AG	SHK Ppt R Bear CBBC Jun 2010 D	0.2500	131.88 per 100 units	123.88 per 100 units	2010/06/14	100,000,000	2009/12/31
69352	UBS AG	SHK Ppt R Bear CBBC Jun 2010 E	0.2700	136.88 per 100 units	128.88 per 100 units	2010/06/21	100,000,000	2009/12/31

# Further issue

## List of expired CBBC, 2009

Code	CBBC	Last trading date	Delisted date
61291	UBS AG - HSI R Bull CBBC Jul 2009 L	2008/12/31	2009/01/02
61297	Deutsche Bank AG - China Life R Bear CBBC Aug 2009 S	2009/01/02	2009/01/05
61355	Deutsche Bank AG - HSI R Bear CBBC Aug 2009 I	2009/01/02	2009/01/05
61354	Deutsche Bank AG - HSI R Bear CBBC Aug 2009 O	2009/01/02	2009/01/05
61284	Deutsche Bank AG - HSI R Bear CBBC Sep 2009 G	2009/01/02	2009/01/05
61301	KBC Fin Products Int'l Ltd. - HSI R Bear CBBC Jun 2009 B	2009/01/02	2009/01/05
61302	KBC Fin Products Int'l Ltd. - HSI R Bear CBBC Jun 2009 E	2009/01/02	2009/01/05
61281	KBC Fin Products Int'l Ltd. - HSI R Bear CBBC Jun 2009 X	2009/01/02	2009/01/05
61303	KBC Fin Products Int'l Ltd. - HSI R Bear CBBC May 2009 M	2009/01/02	2009/01/05
61345	UBS AG - China Shenhua R Bear CBBC Jul 2009 B	2009/01/02	2009/01/05
61346	UBS AG - CNOOC R Bear CBBC Jul 2009 G	2009/01/02	2009/01/05
61229	UBS AG - HSCEI R Bear CBBC Jul 2009 B	2009/01/02	2009/01/05
61323	UBS AG - HSCEI R Bear CBBC Jul 2009 G	2009/01/02	2009/01/05
61324	UBS AG - HSCEI R Bear CBBC Jul 2009 H	2009/01/02	2009/01/05
61322	UBS AG - HSCEI R Bull CBBC Jul 2009 F	2009/01/02	2009/01/05
61295	UBS AG - HSI R Bear CBBC Jul 2009 M	2009/01/02	2009/01/05
61215	UBS AG - HSI R Bear CBBC Jun 2009 U	2009/01/02	2009/01/05
61327	UBS AG - HSI R Bear CBBC Oct 2009 B	2009/01/02	2009/01/05
61329	UBS AG - HSI R Bear CBBC Sep 2009 M	2009/01/02	2009/01/05
61331	UBS AG - HSI R Bear CBBC Sep 2009 Y	2009/01/02	2009/01/05
61330	UBS AG - HSI R Bear CBBC Sep 2009 Z	2009/01/02	2009/01/05
61326	UBS AG - HSI R Bull CBBC Oct 2009 A	2009/01/02	2009/01/05
61002	CC Rabobank B.A. - HKEx R Bear CBBC Sep 2009 B	2009/01/05	2009/01/06
61298	Deutsche Bank AG - China Life R Bear CBBC Aug 2009 T	2009/01/05	2009/01/06
61300	Deutsche Bank AG - China Mobile R Bear CBBC Aug 2009 A	2009/01/05	2009/01/06
61361	Deutsche Bank AG - CNOOC R Bear CBBC Aug 2009 A	2009/01/05	2009/01/06
60804	Deutsche Bank AG - CNOOC R Bear CBBC Jun 2009 B	2009/01/05	2009/01/06
60925	Deutsche Bank AG - HKEx R Bear CBBC Jul 2009 D	2009/01/05	2009/01/06
61356	Deutsche Bank AG - HSI R Bear CBBC Aug 2009 L	2009/01/05	2009/01/06
61278	Deutsche Bank AG - HSI R Bear CBBC Sep 2009 F	2009/01/05	2009/01/06
61015	Deutsche Bank AG - Petrochina R Bear CBBC Jun 2009 F	2009/01/05	2009/01/06
61271	KBC Fin Products Int'l Ltd. - HKEx R Bear CBBC Aug 2009 A	2009/01/05	2009/01/06
61282	KBC Fin Products Int'l Ltd. - HSI R Bear CBBC Jun 2009 Y	2009/01/05	2009/01/06
61283	KBC Fin Products Int'l Ltd. - HSI R Bear CBBC Jun 2009 Z	2009/01/05	2009/01/06
61366	SGA Societe Generale Acceptance N.V. - HSI R Bear CBBC Aug09R	2009/01/05	2009/01/06
61367	SGA Societe Generale Acceptance N.V. - HSI R Bear CBBC Aug09S	2009/01/05	2009/01/06
61368	SGA Societe Generale Acceptance N.V. - HSI R Bear CBBC Aug09T	2009/01/05	2009/01/06
61178	SGA Societe Generale Acceptance N.V. - HSI R Bear CBBC Jul09M	2009/01/05	2009/01/06
61364	SGA Societe Generale Acceptance N.V. - HSI R Bear CBBC Jul09N	2009/01/05	2009/01/06
61365	SGA Societe Generale Acceptance N.V. - HSI R Bear CBBC Jul09O	2009/01/05	2009/01/06
61293	SGA Societe Generale Acceptance N.V. - CNOOC R Bear CBBC May09A	2009/01/05	2009/01/06
61369	SGA Societe Generale Acceptance N.V. - PetCh R Bear CBBC Oct09A	2009/01/05	2009/01/06
61342	UBS AG - China Life R Bear CBBC Jul 2009 F	2009/01/05	2009/01/06
61344	UBS AG - China Mobile R Bear CBBC Jul 2009 H	2009/01/05	2009/01/06
61343	UBS AG - CM Bank R Bear CBBC Jul 2009 B	2009/01/05	2009/01/06
61347	UBS AG - CNOOC R Bear CBBC Jul 2009 H	2009/01/05	2009/01/06
61349	UBS AG - HKEx R Bear CBBC Jul 2009 A	2009/01/05	2009/01/06
60938	UBS AG - HKEx R Bear CBBC Jun 2009 U	2009/01/05	2009/01/06
61243	UBS AG - HSCEI R Bear CBBC Jul 2009 D	2009/01/05	2009/01/06
61374	UBS AG - HSCEI R Bear CBBC Jul 2009 J	2009/01/05	2009/01/06
61328	UBS AG - HSI R Bear CBBC Aug 2009 F	2009/01/05	2009/01/06
61230	UBS AG - HSI R Bear CBBC Jul 2009 T	2009/01/05	2009/01/06
61216	UBS AG - HSI R Bear CBBC Jun 2009 V	2009/01/05	2009/01/06
61333	UBS AG - HSI R Bear CBBC Oct 2009 C	2009/01/05	2009/01/06
61334	UBS AG - HSI R Bear CBBC Oct 2009 D	2009/01/05	2009/01/06
61375	UBS AG - HSI R Bear CBBC Oct 2009 G	2009/01/05	2009/01/06
61332	UBS AG - HSI R Bear CBBC Sep 2009 W	2009/01/05	2009/01/06
61352	UBS AG - Petrochina R Bear CBBC Jul 2009 G	2009/01/05	2009/01/06
32027	ABN AMRO Bank N.V. - HSCEI R Bear CBBC Apr 2009 M	2009/01/06	2009/01/07
61373	BNP Paribas Arbit Issu B.V. - HSI R Bear CBBC Jul 2009 N	2009/01/06	2009/01/07
61166	BNP Paribas Arbit Issu B.V. - HSI R Bear CBBC Sep 2009 N	2009/01/06	2009/01/07
61076	Deutsche Bank AG - HKEx R Bear CBBC Jul 2009 G	2009/01/06	2009/01/07
61169	Deutsche Bank AG - HSI R Bear CBBC Aug 2009 Y	2009/01/06	2009/01/07
60984	KBC Fin Products Int'l Ltd. - HSI R Bear CBBC May 2009 B	2009/01/06	2009/01/07
61276	KBC Fin Products Int'l Ltd. - SHK Ppt R Bear CBBC Jun 2009 B	2009/01/06	2009/01/07
61093	SGA Societe Generale Acceptance N.V.-HKEx R Bear CBBC Jul09H	2009/01/06	2009/01/07
61247	SGA Societe Generale Acceptance N.V.-CNOOC R Bear CBBC Jul09N	2009/01/06	2009/01/07
61185	UBS AG - CM Bank R Bear CBBC Jun 2009 F	2009/01/06	2009/01/07
61145	UBS AG - CNOOC R Bear CBBC Jun 2009 D	2009/01/06	2009/01/07
31827	UBS AG - HSCEI R Bear CBBC Mar 2009 M	2009/01/06	2009/01/07
61335	UBS AG - HSI R Bear CBBC Oct 2009 E	2009/01/06	2009/01/07
61351	UBS AG - Hutchison R Bear CBBC Jul 2009 E	2009/01/06	2009/01/07
31904	UBS AG - Petrochina R Bear CBBC Mar 2009 S	2009/01/06	2009/01/07
32258	UBS AG - Ping An R Bear CBBC Apr 2009 F	2009/01/06	2009/01/07
60929	Deutsche Bank AG - HSI R Bear CBBC Aug 2009 T	2009/01/07	2009/01/08
61402	Goldman Sachs SP (Asia) - HSI R Bear CBBC Aug 2009 B	2009/01/07	2009/01/08
61022	KBC Fin Products Int'l Ltd. - CC Bank R Bull CBBC Jul 2009 A	2009/01/07	2009/01/08
61403	KBC Fin Products Int'l Ltd. - Ch Life R Bear CBBC Jul2009B	2009/01/07	2009/01/08
61395	KBC Fin Products Int'l Ltd. - Ch Mobile R Bear CBBC Jul2009A	2009/01/07	2009/01/08
61409	KBC Fin Products Int'l Ltd. - CNOOC R Bear CBBC Jul 2009 B	2009/01/07	2009/01/08
61397	KBC Fin Products Int'l Ltd. - Petrochina R Bear CBBC Jun 09A	2009/01/07	2009/01/08
60968	SGA Societe Generale Acceptance N.V. -HSI R Bear CBBC Aug09I	2009/01/07	2009/01/08
61381	SGA Societe Generale Acceptance N.V.-CCCC R Bear CBBC Jul09G	2009/01/07	2009/01/08
61383	SGA Societe Generale Acceptance N.V.-CLife R Bear CBBC Jun09C	2009/01/07	2009/01/08
60451	SGA Societe Generale Acceptance N.V.-CLife R Bear CBBC May09H	2009/01/07	2009/01/08
61384	SGA Societe Generale Acceptance N.V.-CP&CC R Bear CBBC Jun09F	2009/01/07	2009/01/08
61386	SGA Societe Generale Acceptance N.V.-CShen R Bear CBBC Jun09D	2009/01/07	2009/01/08



## List of expired CBBC, 2009 (continued)

Code	CBBC	Last trading date	Delisted date
32221	SGA Societe Generale Acceptance N.V.-PetCh R Bear CBBC Jul09F	2009/01/07	2009/01/08
61098	SGA Societe Generale Acceptance N.V.-SHK P R Bear CBBC Jul09E	2009/01/07	2009/01/08
61308	UBS AG - BankComm R Bear CBBC Aug 2009 D	2009/01/07	2009/01/08
61313	UBS AG - CCCCL R Bear CBBC Jul 2009 C	2009/01/07	2009/01/08
32039	UBS AG - China Life R Bear CBBC Apr 2009 E	2009/01/07	2009/01/08
61136	UBS AG - HSI R Bear CBBC May 2009 K	2009/01/07	2009/01/08
61318	UBS AG - Sinopec Corp R Bear CBBC Aug 2009 D	2009/01/07	2009/01/08
61113	BNP Paribas Arbit Issu B.V. - CC Bank R Bull CBBC Aug 2009 A	2009/01/08	2009/01/09
60714	KBC Fin Products Int'l Ltd. - BOCL R Bull CBBC Jul 2009 A	2009/01/08	2009/01/09
61411	KBC Fin Products Int'l Ltd. - HSI R Bull CBBC Jul 2009 I	2009/01/08	2009/01/09
61023	KBC Fin Products Int'l Ltd. - ICBC R Bull CBBC Jul 2009 B	2009/01/08	2009/01/09
61389	SGA Societe Generale Acceptance N.V. -A50 R Bull CBBC Jun09A	2009/01/08	2009/01/09
60931	UBS AG - CC Bank R Bull CBBC Jun 2009 C	2009/01/08	2009/01/09
61321	UBS AG - HSCEI R Bull CBBC Jul 2009 E	2009/01/08	2009/01/09
60940	UBS AG - ICBC R Bull CBBC Jul 2009 B	2009/01/08	2009/01/09
61415	Deutsche Bank AG - HSI R Bull CBBC Oct 2009 A	2009/01/09	2009/01/12
61440	Deutsche Bank AG - HSI R Bull CBBC Sep 2009 N	2009/01/09	2009/01/12
61442	KBC Fin Products Int'l Ltd. - HSI R Bull CBBC Jul 2009 L	2009/01/09	2009/01/12
30114	UBS AG - China Mobile R Bear CBBC Jan 2009 A	2009/01/09	2009/01/13
61420	UBS AG - HSCEI R Bull CBBC Jul 2009 K	2009/01/09	2009/01/12
61421	UBS AG - HSCEI R Bull CBBC Jul 2009 L	2009/01/09	2009/01/12
61429	UBS AG - HSI R Bear CBBC Jul 2009 N	2009/01/09	2009/01/12
61423	UBS AG - HSI R Bull CBBC Jul 2009 M	2009/01/09	2009/01/12
61426	UBS AG - HSI R Bull CBBC Oct 2009 H	2009/01/09	2009/01/12
61325	UBS AG - HSI R Bull CBBC Sep 2009 R	2009/01/09	2009/01/12
61425	UBS AG - HSI R Bull CBBC Sep 2009 X	2009/01/09	2009/01/12
61286	ABN AMRO Bank N.V. - HSCEI R Bull CBBC May 2009 B	2009/01/12	2009/01/13
61444	BNP Paribas Arbit Issu B.V. - HSI R Bull CBBC Dec 2009 L	2009/01/12	2009/01/13
61445	BNP Paribas Arbit Issu B.V. - HSI R Bull CBBC Dec 2009 M	2009/01/12	2009/01/13
61443	BNP Paribas Arbit Issu B.V. - HSI R Bull CBBC Nov 2009 N	2009/01/12	2009/01/13
60884	CC Rabobank B.A. - CC Bank R Bull CBBC Jul 2009 A	2009/01/12	2009/01/13
60738	Deutsche Bank AG - CC Bank R Bull CBBC Jul 2009 E	2009/01/12	2009/01/13
61468	Deutsche Bank AG - China Life R Bull CBBC Aug 2009 V	2009/01/12	2009/01/13
61471	Deutsche Bank AG - China Life R Bull CBBC Aug 2009 W	2009/01/12	2009/01/13
61417	Deutsche Bank AG - China Mobile R Bull CBBC Jul 2009 I	2009/01/12	2009/01/13
61472	Deutsche Bank AG - China Mobile R Bull CBBC Jul 2009 J	2009/01/12	2009/01/13
61473	Deutsche Bank AG - CNOOC R Bull CBBC Jul 2009 H	2009/01/12	2009/01/13
61390	Deutsche Bank AG - HSI R Bull CBBC Aug 2009 U	2009/01/12	2009/01/13
61465	Deutsche Bank AG - HSI R Bull CBBC Oct 2009 B	2009/01/12	2009/01/13
61466	Deutsche Bank AG - HSI R Bull CBBC Oct 2009 C	2009/01/12	2009/01/13
61467	Deutsche Bank AG - HSI R Bull CBBC Oct 2009 D	2009/01/12	2009/01/13
61414	Deutsche Bank AG - HSI R Bull CBBC Sep 2009 E	2009/01/12	2009/01/13
61479	Deutsche Bank AG - Petrochina R Bull CBBC Jul 2009 B	2009/01/12	2009/01/13
61042	KBC Fin Products Int'l Ltd. - HSCEI R Bull CBBC Jun 2009 A	2009/01/12	2009/01/13
61451	KBC Fin Products Int'l Ltd. - HSI R Bull CBBC Jul 2009 M	2009/01/12	2009/01/13
61452	KBC Fin Products Int'l Ltd. - HSI R Bull CBBC Jul 2009 N	2009/01/12	2009/01/13
61305	KBC Fin Products Int'l Ltd. - HSI R Bull CBBC Jun 2009 A	2009/01/12	2009/01/13
61372	KBC Fin Products Int'l Ltd. - HSI R Bull CBBC May 2009 L	2009/01/12	2009/01/13
60782	SGA Societe Generale Acceptance N.V. -CCB R Bull CBBC Jul09C	2009/01/12	2009/01/13
61413	SGA Societe Generale Acceptance N.V. -HSI R Bull CBBC Aug09U	2009/01/12	2009/01/13
60787	SGA Societe Generale Acceptance N.V.-ICBC R Bull CBBC Jun09A	2009/01/12	2009/01/13
61380	SGA Societe Generale Acceptance N.V.-CCCCL R Bull CBBC Jul09F	2009/01/12	2009/01/13
61244	SGA Societe Generale Acceptance N.V.-CLife R Bull CBBC May09K	2009/01/12	2009/01/13
61432	UBS AG - BankComm R Bull CBBC Aug 2009 G	2009/01/12	2009/01/13
61434	UBS AG - China Life R Bull CBBC Jul 2009 H	2009/01/12	2009/01/13
61454	UBS AG - China Mobile R Bull CBBC Jul 2009 I	2009/01/12	2009/01/13
61213	UBS AG - CM Bank R Bull CBBC Jul 2009 A	2009/01/12	2009/01/13
61453	UBS AG - CM Bank R Bull CBBC Jul 2009 C	2009/01/12	2009/01/13
61455	UBS AG - CNOOC R Bull CBBC Jul 2009 K	2009/01/12	2009/01/13
61370	UBS AG - HSCEI R Bull CBBC Jul 2009 I	2009/01/12	2009/01/13
61458	UBS AG - HSCEI R Bull CBBC Jul 2009 O	2009/01/12	2009/01/13
60869	UBS AG - HSCEI R Bull CBBC Jun 2009 A	2009/01/12	2009/01/13
61422	UBS AG - HSI R Bull CBBC Jul 2009 L	2009/01/12	2009/01/13
61371	UBS AG - HSI R Bull CBBC Oct 2009 F	2009/01/12	2009/01/13
61459	UBS AG - HSI R Bull CBBC Oct 2009 J	2009/01/12	2009/01/13
61460	UBS AG - HSI R Bull CBBC Oct 2009 K	2009/01/12	2009/01/13
61461	UBS AG - HSI R Bull CBBC Oct 2009 L	2009/01/12	2009/01/13
61424	UBS AG - HSI R Bull CBBC Sep 2009 M	2009/01/12	2009/01/13
61457	UBS AG - Petrochina R Bull CBBC Jul 2009 I	2009/01/12	2009/01/13
61285	ABN AMRO Bank N.V. - HSCEI R Bull CBBC May 2009 A	2009/01/13	2009/01/14
61259	ABN AMRO Bank N.V. - HSI R Bull CBBC Apr 2009 F	2009/01/13	2009/01/14
61505	ABN AMRO Bank N.V. - HSI R Bull CBBC May 2009 D	2009/01/13	2009/01/14
61506	ABN AMRO Bank N.V. - HSI R Bull CBBC May 2009 E	2009/01/13	2009/01/14
61488	BNP Paribas Arbit Issu B.V. - HSI R Bull CBBC Dec 2009 N	2009/01/13	2009/01/14
61487	BNP Paribas Arbit Issu B.V. - HSI R Bull CBBC Nov 2009 O	2009/01/13	2009/01/14
61416	Deutsche Bank AG - China Life R Bull CBBC Aug 2009 U	2009/01/13	2009/01/14
60793	Deutsche Bank AG - HSI R Bull CBBC Aug 2009 J	2009/01/13	2009/01/14
60908	HK Bank - HSI R Bull CBBC Apr 2009 D	2009/01/13	2009/01/14
61400	KBC Fin Products Int'l Ltd. - A50 China R Bull CBBC Jul2009A	2009/01/13	2009/01/14
61391	KBC Fin Products Int'l Ltd. - Ch Mobile R Bull CBBC May2009A	2009/01/13	2009/01/14
60983	KBC Fin Products Int'l Ltd. - HSI R Bull CBBC May 2009 J	2009/01/13	2009/01/14
61484	SGA Societe Generale Acceptance N.V. -HSI R Bull CBBC Aug09V	2009/01/13	2009/01/14
61485	SGA Societe Generale Acceptance N.V. -HSI R Bull CBBC Aug09W	2009/01/13	2009/01/14
61486	SGA Societe Generale Acceptance N.V. -HSI R Bull CBBC Aug09X	2009/01/13	2009/01/14
61412	SGA Societe Generale Acceptance N.V. -HSI R Bull CBBC Jul09P	2009/01/13	2009/01/14
61480	SGA Societe Generale Acceptance N.V. -HSI R Bull CBBC Jul09Q	2009/01/13	2009/01/14
61481	SGA Societe Generale Acceptance N.V. -HSI R Bull CBBC Jul09R	2009/01/13	2009/01/14

## List of expired CBBC, 2009 (continued)

Code	CBBC	Last trading date	Delisted date
61482	SGA Societe Generale Acceptance N.V. -HSI R Bull CBBC Jul09S	2009/01/13	2009/01/14
61483	SGA Societe Generale Acceptance N.V. -HSI R Bull CBBC Jul09T	2009/01/13	2009/01/14
60781	SGA Societe Generale Acceptance N.V. -HSI R Bull CBBC Jun09I	2009/01/13	2009/01/14
61087	SGA Societe Generale Acceptance N.V.-CMob R Bull CBBC Jul09K	2009/01/13	2009/01/14
61492	SGA Societe Generale Acceptance N.V.-HKEx R Bull CBBC Sep09B	2009/01/13	2009/01/14
61491	SGA Societe Generale Acceptance N.V.-CNOOC R Bull CBBC Jul09O	2009/01/13	2009/01/14
61088	SGA Societe Generale Acceptance N.V-CP&CC R Bull CBBC Jul09A	2009/01/13	2009/01/14
61493	SGA Societe Generale Acceptance N.V-PetCh R Bull CBBC Jul09N	2009/01/13	2009/01/14
61497	UBS AG - A50 China R Bull CBBC Aug 2009 A	2009/01/13	2009/01/14
61494	UBS AG - CCCCL R Bull CBBC Aug 2009 A	2009/01/13	2009/01/14
61495	UBS AG - China Life R Bull CBBC Aug 2009 A	2009/01/13	2009/01/14
60935	UBS AG - China Mobile R Bull CBBC Jun 2009 B	2009/01/13	2009/01/14
61436	UBS AG - CNOOC R Bull CBBC Jul 2009 J	2009/01/13	2009/01/14
61456	UBS AG - HKEx R Bull CBBC Jul 2009 B	2009/01/13	2009/01/14
61499	UBS AG - HSCEI R Bull CBBC Jul 2009 Q	2009/01/13	2009/01/14
60953	UBS AG - HSI R Bull CBBC Aug 2009 G	2009/01/13	2009/01/14
60872	UBS AG - HSI R Bull CBBC Jul 2009 U	2009/01/13	2009/01/14
61108	UBS AG - HSI R Bull CBBC Jul 2009 X	2009/01/13	2009/01/14
61500	UBS AG - HSI R Bull CBBC Oct 2009 O	2009/01/13	2009/01/14
61501	UBS AG - HSI R Bull CBBC Oct 2009 P	2009/01/13	2009/01/14
61502	UBS AG - HSI R Bull CBBC Oct 2009 Q	2009/01/13	2009/01/14
61437	UBS AG - Petrochina R Bull CBBC Jul 2009 H	2009/01/13	2009/01/14
61067	UBS AG - Ping An R Bull CBBC Jul 2009 E	2009/01/13	2009/01/14
61496	UBS AG - Ping An R Bull CBBC Jul 2009 F	2009/01/13	2009/01/14
61317	UBS AG - Sinopec Corp R Bull CBBC Aug 2009 C	2009/01/13	2009/01/14
60650	BNP Paribas Arbit Issu B.V. - HSBC R Bull CBBC Sep 2009 A	2009/01/14	2009/01/15
61523	Deutsche Bank AG - HKEx R Bull CBBC Jul 2009 K	2009/01/14	2009/01/15
61524	Deutsche Bank AG - HSI R Bull CBBC Oct 2009 G	2009/01/14	2009/01/15
61525	Deutsche Bank AG - HSI R Bull CBBC Oct 2009 H	2009/01/14	2009/01/15
60013	SGA Societe Generale Acceptance N.V.-HSBC R Bull CBBC May09B	2009/01/14	2009/01/15
61521	UBS AG - HKEx R Bull CBBC Jul 2009 C	2009/01/14	2009/01/15
61517	UBS AG - HSI R Bull CBBC Aug 2009 F	2009/01/14	2009/01/15
61518	UBS AG - HSI R Bull CBBC Sep 2009 W	2009/01/14	2009/01/15
60835	UBS AG - ICBC R Bull CBBC Jul 2009 A	2009/01/14	2009/01/15
61520	UBS AG - Sinopec Corp R Bull CBBC Aug 2009 G	2009/01/14	2009/01/15
60883	ABN AMRO Bank N.V. - HSBC R Bull CBBC Jun 2009 C	2009/01/15	2009/01/16
60960	ABN AMRO Bank N.V. - HSCEI R Bull CBBC Jul 2009 B	2009/01/15	2009/01/16
61258	ABN AMRO Bank N.V. - HSI R Bull CBBC Apr 2009 Z	2009/01/15	2009/01/16
60958	ABN AMRO Bank N.V. - HSI R Bull CBBC Jul 2009 R	2009/01/15	2009/01/16
60959	ABN AMRO Bank N.V. - HSI R Bull CBBC Jul 2009 S	2009/01/15	2009/01/16
60907	BNP Paribas Arbit Issu B.V. - Ch Mob R Bull CBBC Dec 2009 A	2009/01/15	2009/01/16
60762	BNP Paribas Arbit Issu B.V. - HSI R Bull CBBC Dec 2009 F	2009/01/15	2009/01/16
60867	BNP Paribas Arbit Issu B.V. - HSI R Bull CBBC Dec 2009 H	2009/01/15	2009/01/16
61441	BNP Paribas Arbit Issu B.V. - HSI R Bull CBBC Nov 2009 M	2009/01/15	2009/01/16
60795	BNP Paribas Arbit Issu B.V. - HSI R Bull CBBC Oct 2009 D	2009/01/15	2009/01/16
60827	BNP Paribas Arbit Issu B.V. - ICBC R Bull CBBC Oct 2009 A	2009/01/15	2009/01/16
60699	CC Rabobank B.A. - HSBC R Bull CBBC Jul 2009 A	2009/01/15	2009/01/16
61120	CC Rabobank B.A. - HSI R Bull CBBC Aug 2009 C	2009/01/15	2009/01/16
60922	Deutsche Bank AG - China Mobile R Bull CBBC Jul 2009 E	2009/01/15	2009/01/16
61474	Deutsche Bank AG - HKEx R Bull CBBC Jul 2009 I	2009/01/15	2009/01/16
60725	Deutsche Bank AG - HSI R Bull CBBC Sep 2009 C	2009/01/15	2009/01/16
60741	Deutsche Bank AG - HSI R Bull CBBC Sep 2009 D	2009/01/15	2009/01/16
60776	Deutsche Bank AG - HSI R Bull CBBC Sep 2009 H	2009/01/15	2009/01/16
60777	Deutsche Bank AG - HSI R Bull CBBC Sep 2009 J	2009/01/15	2009/01/16
60778	Deutsche Bank AG - HSI R Bull CBBC Sep 2009 I	2009/01/15	2009/01/16
61478	Deutsche Bank AG - Petrochina R Bull CBBC Jul 2009 A	2009/01/15	2009/01/16
60798	Deutsche Bank AG - Sinopec Corp R Bull CBBC Aug 2009 A	2009/01/15	2009/01/16
61401	Goldman Sachs SP (Asia) - HSI R Bull CBBC Sep 2009 B	2009/01/15	2009/01/16
60791	HK Bank - HSI R Bull CBBC Apr 2009 B	2009/01/15	2009/01/16
60962	HK Bank - HSI R Bull CBBC Jun 2009 A	2009/01/15	2009/01/16
61268	KBC Fin Products Int'l Ltd. - China Life R Bull CBBC Jul 09A	2009/01/15	2009/01/16
61404	KBC Fin Products Int'l Ltd. - CP&CC R Bull CBBC Jul 2009 A	2009/01/15	2009/01/16
61270	KBC Fin Products Int'l Ltd. - HKEx R Bull CBBC Jun 2009 B	2009/01/15	2009/01/16
60496	KBC Fin Products Int'l Ltd. - HSBC R Bull CBBC Apr 2009 B	2009/01/15	2009/01/16
60982	KBC Fin Products Int'l Ltd. - HSI R Bull CBBC Jul 2009 A	2009/01/15	2009/01/16
60780	KBC Fin Products Int'l Ltd. - HSI R Bull CBBC Jun 2009 J	2009/01/15	2009/01/16
60779	KBC Fin Products Int'l Ltd. - HSI R Bull CBBC May 2009 Y	2009/01/15	2009/01/16
60807	KBC Fin Products Int'l Ltd. - HSI R Bull CBBC May 2009 Z	2009/01/15	2009/01/16
61536	KBC Fin Products Int'l Ltd. - HSI R Bull CBBC Sep 2009 M	2009/01/15	2009/01/16
60830	Macquarie Bank Ltd. - HSI R Bull CBBC Jun 2009 A	2009/01/15	2009/01/16
60692	SGA Societe Generale Acceptance N.V. -HSI R Bull CBBC Aug09C	2009/01/15	2009/01/16
60768	SGA Societe Generale Acceptance N.V. -HSI R Bull CBBC Aug09E	2009/01/15	2009/01/16
60737	SGA Societe Generale Acceptance N.V. -HSI R Bull CBBC Jul09K	2009/01/15	2009/01/16
60770	SGA Societe Generale Acceptance N.V. -HSI R Bull CBBC Jun09H	2009/01/15	2009/01/16
61028	SGA Societe Generale Acceptance N.V. -HSI R Bull CBBC Jun09M	2009/01/15	2009/01/16
61210	SGA Societe Generale Acceptance N.V.-CMB R Bull CBBC Jul09D	2009/01/15	2009/01/16
61092	SGA Societe Generale Acceptance N.V.-HKEx R Bull CBBC Jul09G	2009/01/15	2009/01/16
61533	SGA Societe Generale Acceptance N.V.-HKEx R Bull CBBC Sep09D	2009/01/15	2009/01/16
61150	SGA Societe Generale Acceptance N.V.-CCCCL R Bull CBBC Jul09D	2009/01/15	2009/01/16
61237	SGA Societe Generale Acceptance N.V-CLife R Bull CBBC May09J	2009/01/15	2009/01/16
61387	SGA Societe Generale Acceptance N.V-HS Bk R Bull CBBC Jun09A	2009/01/15	2009/01/16
61307	UBS AG - BankComm R Bull CBBC Aug 2009 C	2009/01/15	2009/01/16
61312	UBS AG - CCCCL R Bull CBBC Jul 2009 B	2009/01/15	2009/01/16
61433	UBS AG - China Life R Bull CBBC Jul 2009 G	2009/01/15	2009/01/16
60934	UBS AG - China Mobile R Bull CBBC Jun 2009 A	2009/01/15	2009/01/16
60816	UBS AG - CM Bank R Bull CBBC Jun 2009 A	2009/01/15	2009/01/16
61064	UBS AG - HKEx R Bull CBBC Jun 2009 V	2009/01/15	2009/01/16

## List of expired CBBC, 2009 (continued)

Code	CBBC	Last trading date	Delisted date
32378	UBS AG - HSBC R Bull CBBC Jun 2009 C	2009/01/15	2009/01/16
61539	UBS AG - HSCEI R Bull CBBC Jul 2009 S	2009/01/15	2009/01/16
60748	UBS AG - HSCEI R Bull CBBC May 2009 B	2009/01/15	2009/01/16
60641	UBS AG - HSI R Bull CBBC Jul 2009 A	2009/01/15	2009/01/16
60813	UBS AG - HSI R Bull CBBC Jul 2009 W	2009/01/15	2009/01/16
60870	UBS AG - HSI R Bull CBBC Jun 2009 A	2009/01/15	2009/01/16
60809	UBS AG - HSI R Bull CBBC Jun 2009 F	2009/01/15	2009/01/16
61104	UBS AG - HSI R Bull CBBC Jun 2009 L	2009/01/15	2009/01/16
60810	UBS AG - HSI R Bull CBBC Jun 2009 Q	2009/01/15	2009/01/16
60720	UBS AG - HSI R Bull CBBC Jun 2009 W	2009/01/15	2009/01/16
60655	ABN AMRO Bank N.V. - HSBC R Bull CBBC Jun 2009 B	2009/01/16	2009/01/19
60012	SGA Societe Generale Acceptance N.V.-HSBC R Bull CBBC May09A	2009/01/16	2009/01/19
61248	UBS AG - HSBC R Bull CBBC Jul 2009 H	2009/01/16	2009/01/19
61565	UBS AG - HSI R Bull CBBC Oct 2009 R	2009/01/16	2009/01/19
61584	KBC Fin Products Int'l Ltd. - HSI R Bull CBBC Jun 2009 T	2009/01/19	2009/01/20
60176	SGA Societe Generale Acceptance N.V.-HSBC R Bull CBBC May09F	2009/01/19	2009/01/20
60746	UBS AG - HS Bank R Bull CBBC Jun 2009 E	2009/01/19	2009/01/20
61597	UBS AG - HSCEI R Bear CBBC Aug 2009 D	2009/01/19	2009/01/20
61576	UBS AG - HSCEI R Bull CBBC Aug 2009 A	2009/01/19	2009/01/20
61588	UBS AG - HSCEI R Bull CBBC Aug 2009 C	2009/01/19	2009/01/20
61589	UBS AG - HSI R Bull CBBC Sep 2009 R	2009/01/19	2009/01/20
60888	CC Rabobank B.A. - HSBC R Bull CBBC Sep 2009 A	2009/01/20	2009/01/21
61280	Deutsche Bank AG - HSBC R Bull CBBC Jul 2009 B	2009/01/20	2009/01/21
61405	KBC Fin Products Int'l Ltd. - CNOOC R Bull CBBC Jul 2009 A	2009/01/20	2009/01/21
61272	KBC Fin Products Int'l Ltd. - HSBC R Bull CBBC Jun 2009 B	2009/01/20	2009/01/21
61393	KBC Fin Products Int'l Ltd. - Petrochina R Bull CBBC Jul 09A	2009/01/20	2009/01/21
60149	SGA Societe Generale Acceptance N.V.-HSBC R Bull CBBC May09C	2009/01/20	2009/01/21
61096	SGA Societe Generale Acceptance N.V.-PetCh R Bull CBBC Jul09K	2009/01/20	2009/01/21
60094	UBS AG - HSBC R Bull CBBC May 2009 B	2009/01/20	2009/01/21
61103	UBS AG - HSI R Bull CBBC Jun 2009 E	2009/01/20	2009/01/21
61609	UBS AG - HSI R Bull CBBC Oct 2009 Z	2009/01/20	2009/01/21
60941	UBS AG - Petrochina R Bull CBBC Jun 2009 A	2009/01/20	2009/01/21
61257	ABN AMRO Bank N.V. - HSI R Bull CBBC Apr 2009 N	2009/01/21	2009/01/22
60775	ABN AMRO Bank N.V. - HSI R Bull CBBC Jul 2009 P	2009/01/21	2009/01/22
61114	BNP Paribas Arbit Issu B.V. - HKEx R Bull CBBC Oct 2009 A	2009/01/21	2009/01/22
60597	BNP Paribas Arbit Issu B.V. - HSI R Bull CBBC Dec 2009 B	2009/01/21	2009/01/22
61548	BNP Paribas Arbit Issu B.V. - HSI R Bull CBBC Dec 2009 O	2009/01/21	2009/01/22
61004	CC Rabobank B.A. - China Life R Bull CBBC Sep 2009 A	2009/01/21	2009/01/22
61119	CC Rabobank B.A. - HSI R Bull CBBC Aug 2009 B	2009/01/21	2009/01/22
60917	Deutsche Bank AG - China Life R Bull CBBC Aug 2009 I	2009/01/21	2009/01/22
60918	Deutsche Bank AG - China Life R Bull CBBC Aug 2009 J	2009/01/21	2009/01/22
61075	Deutsche Bank AG - HKEx R Bull CBBC Jul 2009 F	2009/01/21	2009/01/22
60555	Deutsche Bank AG - HSI R Bull CBBC Aug 2009 S	2009/01/21	2009/01/22
60722	Deutsche Bank AG - HSI R Bull CBBC Sep 2009 A	2009/01/21	2009/01/22
60723	Deutsche Bank AG - HSI R Bull CBBC Sep 2009 B	2009/01/21	2009/01/22
60802	Deutsche Bank AG - ICBC R Bull CBBC Jul 2009 A	2009/01/21	2009/01/22
61014	Deutsche Bank AG - Petrochina R Bull CBBC Jun 2009 E	2009/01/21	2009/01/22
60690	HK Bank - HSI R Bull CBBC Aug 2009 F	2009/01/21	2009/01/22
60911	KBC Fin Products Int'l Ltd. - China Life R Bull CBBC Jun 09B	2009/01/21	2009/01/22
60769	KBC Fin Products Int'l Ltd. - HSI R Bull CBBC Apr 2009 Y	2009/01/21	2009/01/22
60734	KBC Fin Products Int'l Ltd. - HSI R Bull CBBC Jun 2009 I	2009/01/21	2009/01/22
61123	KBC Fin Products Int'l Ltd. - HSI R Bull CBBC Jun 2009 V	2009/01/21	2009/01/22
60674	SGA Societe Generale Acceptance N.V. - HSI R Bull CBBC Aug09A	2009/01/21	2009/01/22
60736	SGA Societe Generale Acceptance N.V. - HSI R Bull CBBC Jul09J	2009/01/21	2009/01/22
60848	SGA Societe Generale Acceptance N.V. - HSI R Bull CBBC Jun09N	2009/01/21	2009/01/22
61207	SGA Societe Generale Acceptance N.V.-CLife R Bull CBBC Jul09B	2009/01/21	2009/01/22
60930	UBS AG - BOC HK R Bull CBBC Jun 2009 A	2009/01/21	2009/01/22
61133	UBS AG - Cheung Kong R Bull CBBC Jul 2009 C	2009/01/21	2009/01/22
60933	UBS AG - China Life R Bull CBBC May 2009 I	2009/01/21	2009/01/22
61435	UBS AG - CNOOC R Bull CBBC Jul 2009 I	2009/01/21	2009/01/22
60693	UBS AG - HSCEI R Bull CBBC May 2009 Z	2009/01/21	2009/01/22
60753	UBS AG - HSI R Bull CBBC Jul 2009 H	2009/01/21	2009/01/22
60754	UBS AG - HSI R Bull CBBC Jul 2009 I	2009/01/21	2009/01/22
61107	UBS AG - HSI R Bull CBBC Jul 2009 J	2009/01/21	2009/01/22
60607	UBS AG - HSI R Bull CBBC Jul 2009 V	2009/01/21	2009/01/22
60711	UBS AG - HSI R Bull CBBC Jun 2009 T	2009/01/21	2009/01/22
61673	Deutsche Bank AG - HSI R Bull CBBC Oct 2009 R	2009/01/22	2009/01/23
61714	KBC Fin Products Int'l Ltd. - HSCEI R Bull CBBC Aug 2009 B	2009/01/22	2009/01/23
61713	KBC Fin Products Int'l Ltd. - HSI R Bull CBBC Aug 2009 N	2009/01/22	2009/01/23
32123	SGA Societe Generale Acceptance N.V. -A50 R Bear CBBC Jan09A	2009/01/22	2009/01/29
32118	SGA Societe Generale Acceptance N.V.-HSBC R Bear CBBC Jan09B	2009/01/22	2009/01/29
61656	SGA Societe Generale Acceptance N.V.-CCCCL R Bull CBBC Jul09H	2009/01/22	2009/01/23
61657	UBS AG - HSCEI R Bull CBBC Aug 2009 E	2009/01/22	2009/01/23
61665	UBS AG - HSI R Bull CBBC Oct 2009 F	2009/01/22	2009/01/23
61666	UBS AG - HSI R Bull CBBC Oct 2009 H	2009/01/22	2009/01/23
61672	UBS AG - HSI R Bull CBBC Sep 2009 M	2009/01/22	2009/01/23
61742	ABN AMRO Bank N.V. - HSBC R Bull CBBC Jul 2009 A	2009/01/23	2009/01/29
30501	ABN AMRO Bank N.V. - HSCEI R Bear CBBC Jan 2009 B	2009/01/23	2009/01/30
30621	ABN AMRO Bank N.V. - HSCEI R Bear CBBC Jan 2009 D	2009/01/23	2009/01/30
30619	ABN AMRO Bank N.V. - HSI R Bear CBBC Jan 2009 I	2009/01/23	2009/01/30
30620	ABN AMRO Bank N.V. - HSI R Bear CBBC Jan 2009 J	2009/01/23	2009/01/30
30855	ABN AMRO Bank N.V. - HSI R Bear CBBC Jan 2009 W	2009/01/23	2009/01/30
30856	ABN AMRO Bank N.V. - HSI R Bear CBBC Jan 2009 X	2009/01/23	2009/01/30
30912	ABN AMRO Bank N.V. - HSI R Bear CBBC Jan 2009 Y	2009/01/23	2009/01/30
61726	BNP Paribas Arbit Issu B.V. - HSBC R Bull CBBC Dec 2009 A	2009/01/23	2009/01/29
30218	BNP Paribas Arbit Issu B.V. - HSI R Bear CBBC Jan 2009 B	2009/01/23	2009/01/30
30440	BNP Paribas Arbit Issu B.V. - HSI R Bear CBBC Jan 2009 D	2009/01/23	2009/01/30

## List of expired CBBC, 2009 (continued)

Code	CBBC	Last trading date	Delisted date
61720	BNP Paribas Arbit Issu B.V. - HSI R Bull CBBC Oct 2009 F	2009/01/23	2009/01/29
61721	BNP Paribas Arbit Issu B.V. - HSI R Bull CBBC Oct 2009 G	2009/01/23	2009/01/29
60999	CC Rabobank B.A. - HKEx R Bull CBBC Sep 2009 A	2009/01/23	2009/01/29
30338	CC Rabobank B.A. - HSCEI R Bear CBBC Jan 2009 B	2009/01/23	2009/01/30
30409	CC Rabobank B.A. - HSCEI R Bear CBBC Jan 2009 D	2009/01/23	2009/01/30
30339	CC Rabobank B.A. - HSI R Bear CBBC Jan 2009 C	2009/01/23	2009/01/30
30410	CC Rabobank B.A. - HSI R Bear CBBC Jan 2009 F	2009/01/23	2009/01/30
30411	CC Rabobank B.A. - HSI R Bear CBBC Jan 2009 G	2009/01/23	2009/01/30
30586	CC Rabobank B.A. - HSI R Bear CBBC Jan 2009 N	2009/01/23	2009/01/30
30426	Deutsche Bank AG - HSCEI R Bear CBBC Jan 2009 A	2009/01/23	2009/01/30
30427	Deutsche Bank AG - HSCEI R Bear CBBC Jan 2009 B	2009/01/23	2009/01/30
30134	Deutsche Bank AG - HSI R Bear CBBC Jan 2009 A	2009/01/23	2009/01/30
30215	Deutsche Bank AG - HSI R Bear CBBC Jan 2009 C	2009/01/23	2009/01/30
30232	Deutsche Bank AG - HSI R Bear CBBC Jan 2009 D	2009/01/23	2009/01/30
30233	Deutsche Bank AG - HSI R Bear CBBC Jan 2009 E	2009/01/23	2009/01/30
30234	Deutsche Bank AG - HSI R Bear CBBC Jan 2009 F	2009/01/23	2009/01/30
30382	Deutsche Bank AG - HSI R Bear CBBC Jan 2009 K	2009/01/23	2009/01/30
30383	Deutsche Bank AG - HSI R Bear CBBC Jan 2009 L	2009/01/23	2009/01/30
30646	HK Bank - HSCEI R Bear CBBC Jan 2009 D	2009/01/23	2009/01/30
30797	HK Bank - HSCEI R Bear CBBC Jan 2009 E	2009/01/23	2009/01/30
30649	HK Bank - HSI R Bear CBBC Jan 2009 F	2009/01/23	2009/01/30
30799	HK Bank - HSI R Bear CBBC Jan 2009 I	2009/01/23	2009/01/30
30800	HK Bank - HSI R Bear CBBC Jan 2009 J	2009/01/23	2009/01/30
30881	HK Bank - HSI R Bear CBBC Jan 2009 K	2009/01/23	2009/01/30
30955	HK Bank - HSI R Bear CBBC Jan 2009 M	2009/01/23	2009/01/30
31007	HK Bank - HSI R Bear CBBC Jan 2009 N	2009/01/23	2009/01/30
31277	HK Bank - HSI R Bear CBBC Jan 2009 R	2009/01/23	2009/01/30
31401	HK Bank - HSI R Bear CBBC Jan 2009 V	2009/01/23	2009/01/30
30320	KBC Fin Products Int'l Ltd. - HSCEI R Bear CBBC Jan 2009 A	2009/01/23	2009/01/30
30380	KBC Fin Products Int'l Ltd. - HSCEI R Bear CBBC Jan 2009 D	2009/01/23	2009/01/30
30425	KBC Fin Products Int'l Ltd. - HSCEI R Bear CBBC Jan 2009 E	2009/01/23	2009/01/30
30264	KBC Fin Products Int'l Ltd. - HSI R Bear CBBC Jan 2009 B	2009/01/23	2009/01/30
30265	KBC Fin Products Int'l Ltd. - HSI R Bear CBBC Jan 2009 C	2009/01/23	2009/01/30
30321	KBC Fin Products Int'l Ltd. - HSI R Bear CBBC Jan 2009 D	2009/01/23	2009/01/30
30413	KBC Fin Products Int'l Ltd. - HSI R Bear CBBC Jan 2009 F	2009/01/23	2009/01/30
30759	KBC Fin Products Int'l Ltd. - HSI R Bear CBBC Jan 2009 L	2009/01/23	2009/01/30
31206	KBC Fin Products Int'l Ltd. - HSI R Bear CBBC Jan 2009 N	2009/01/23	2009/01/30
61738	KBC Fin Products Int'l Ltd. - HSI R Bull CBBC Aug 2009 P	2009/01/23	2009/01/29
61725	Macquarie Bank Ltd. - HSI R Bull CBBC Jul 2009 C	2009/01/23	2009/01/29
30817	SGA Societe Generale Acceptance N.V. -HSI R Bear CBBC Jan09L	2009/01/23	2009/01/30
30818	SGA Societe Generale Acceptance N.V. -HSI R Bear CBBC Jan09M	2009/01/23	2009/01/30
31877	SGA Societe Generale Acceptance N.V. -HSI R Bear CBBC Jan09Q	2009/01/23	2009/01/30
31878	SGA Societe Generale Acceptance N.V. -HSI R Bear CBBC Jan09R	2009/01/23	2009/01/30
31925	SGA Societe Generale Acceptance N.V. -HSI R Bear CBBC Jan09V	2009/01/23	2009/01/30
31926	SGA Societe Generale Acceptance N.V. -HSI R Bear CBBC Jan09W	2009/01/23	2009/01/30
31927	SGA Societe Generale Acceptance N.V. -HSI R Bear CBBC Jan09X	2009/01/23	2009/01/30
61718	SGA Societe Generale Acceptance N.V.-HKEx R Bull CBBC Sep09G	2009/01/23	2009/01/29
60974	SGA Societe Generale Acceptance N.V.-CLife R Bull CBBC Jul09A	2009/01/23	2009/01/29
60853	SGA Societe Generale Acceptance N.V.-PetCh R Bull CBBC Jul09J	2009/01/23	2009/01/29
61376	SGA Societe Generale Acceptance NV-CHALCO R Bull CBBC Aug09A	2009/01/23	2009/01/29
61311	UBS AG - CCCCL R Bull CBBC Jul 2009 A	2009/01/23	2009/01/29
60932	UBS AG - China Life R Bull CBBC May 2009 H	2009/01/23	2009/01/29
60937	UBS AG - HKEx R Bull CBBC Jun 2009 T	2009/01/23	2009/01/29
30177	UBS AG - HSCEI R Bear CBBC Jan 2009 A	2009/01/23	2009/01/30
03150	UBS AG - HSCEI R Bear CBBC Jan 2009 B	2009/01/23	2009/01/30
30178	UBS AG - HSCEI R Bear CBBC Jan 2009 C	2009/01/23	2009/01/30
30028	UBS AG - HSCEI R Bear CBBC Jan 2009 D	2009/01/23	2009/01/30
30768	UBS AG - HSCEI R Bear CBBC Jan 2009 F	2009/01/23	2009/01/30
30220	UBS AG - HSCEI R Bear CBBC Jan 2009 H	2009/01/23	2009/01/30
30814	UBS AG - HSCEI R Bear CBBC Jan 2009 J	2009/01/23	2009/01/30
30067	UBS AG - HSCEI R Bear CBBC Jan 2009 K	2009/01/23	2009/01/30
30828	UBS AG - HSCEI R Bear CBBC Jan 2009 N	2009/01/23	2009/01/30
30158	UBS AG - HSCEI R Bear CBBC Jan 2009 T	2009/01/23	2009/01/30
30166	UBS AG - HSCEI R Bear CBBC Jan 2009 V	2009/01/23	2009/01/30
30174	UBS AG - HSCEI R Bear CBBC Jan 2009 X	2009/01/23	2009/01/30
30175	UBS AG - HSCEI R Bear CBBC Jan 2009 Y	2009/01/23	2009/01/30
30176	UBS AG - HSCEI R Bear CBBC Jan 2009 Z	2009/01/23	2009/01/30
30314	UBS AG - HSI R Bear CBBC Jan 2009 A	2009/01/23	2009/01/30
30077	UBS AG - HSI R Bear CBBC Jan 2009 B	2009/01/23	2009/01/30
30315	UBS AG - HSI R Bear CBBC Jan 2009 C	2009/01/23	2009/01/30
30316	UBS AG - HSI R Bear CBBC Jan 2009 D	2009/01/23	2009/01/30
03136	UBS AG - HSI R Bear CBBC Jan 2009 E	2009/01/23	2009/01/30
30317	UBS AG - HSI R Bear CBBC Jan 2009 G	2009/01/23	2009/01/30
03151	UBS AG - HSI R Bear CBBC Jan 2009 H	2009/01/23	2009/01/30
30030	UBS AG - HSI R Bear CBBC Jan 2009 L	2009/01/23	2009/01/30
30031	UBS AG - HSI R Bear CBBC Jan 2009 M	2009/01/23	2009/01/30
30963	UBS AG - HSI R Bear CBBC Jan 2009 R	2009/01/23	2009/01/30
30302	UBS AG - HSI R Bear CBBC Jan 2009 S	2009/01/23	2009/01/30
30303	UBS AG - HSI R Bear CBBC Jan 2009 T	2009/01/23	2009/01/30
30964	UBS AG - HSI R Bear CBBC Jan 2009 U	2009/01/23	2009/01/30
30058	UBS AG - HSI R Bear CBBC Jan 2009 V	2009/01/23	2009/01/30
30304	UBS AG - HSI R Bear CBBC Jan 2009 W	2009/01/23	2009/01/30
30062	UBS AG - HSI R Bear CBBC Jan 2009 Y	2009/01/23	2009/01/30
30063	UBS AG - HSI R Bear CBBC Jan 2009 Z	2009/01/23	2009/01/30
61710	Deutsche Bank AG - A50 China R Bear CBBC Jul 2009 D	2009/01/29	2009/01/30
61702	Deutsche Bank AG - HSI R Bear CBBC Oct 2009 Q	2009/01/29	2009/01/30
61701	Deutsche Bank AG - HSI R Bear CBBC Sep 2009 V	2009/01/29	2009/01/30



## List of expired CBBC, 2009 (continued)

Code	CBBC	Last trading date	Delisted date
61717	KBC Fin Products Int'l Ltd. - HSI R Bear CBBC Aug 2009 O	2009/01/29	2009/01/30
61753	KBC Fin Products Int'l Ltd. - HSI R Bear CBBC Aug 2009 R	2009/01/29	2009/01/30
61340	UBS AG - A50 China R Bear CBBC Jul 2009 B	2009/01/29	2009/01/30
61682	UBS AG - HSCEI R Bear CBBC Aug 2009 F	2009/01/29	2009/01/30
61684	UBS AG - HSI R Bear CBBC Oct 2009 J	2009/01/29	2009/01/30
61685	UBS AG - HSI R Bear CBBC Oct 2009 K	2009/01/29	2009/01/30
61686	UBS AG - HSI R Bear CBBC Oct 2009 L	2009/01/29	2009/01/30
61683	UBS AG - HSI R Bear CBBC Sep 2009 W	2009/01/29	2009/01/30
61782	BNP Paribas Arbit Issu B.V. - HSI R Bear CBBC Aug 2009 W	2009/01/30	2009/02/02
61767	UBS AG - China Mobile R Bear CBBC Jul 2009 M	2009/01/30	2009/02/02
61691	UBS AG - CM Bank R Bear CBBC Aug 2009 E	2009/01/30	2009/02/02
61768	UBS AG - CNOOC R Bear CBBC Aug 2009 C	2009/01/30	2009/02/02
61776	UBS AG - HSBC R Bear CBBC Jul 2009 V	2009/01/30	2009/02/02
61745	UBS AG - HSCEI R Bear CBBC Aug 2009 G	2009/01/30	2009/02/02
61773	UBS AG - HSI R Bear CBBC Oct 2009 A	2009/01/30	2009/02/02
61774	UBS AG - HSI R Bear CBBC Oct 2009 R	2009/01/30	2009/02/02
61746	UBS AG - HSI R Bull CBBC Sep 2009 R	2009/01/30	2009/02/02
61827	Deutsche Bank AG - HSI R Bear CBBC Oct 2009 T	2009/02/02	2009/02/03
61826	Deutsche Bank AG - HSI R Bear CBBC Sep 2009 W	2009/02/02	2009/02/03
61809	KBC Fin Products Int'l Ltd. - Ch Life R Bear CBBC Sep 2009 C	2009/02/02	2009/02/03
61811	KBC Fin Products Int'l Ltd. - Ch Mobile R Bear CBBC Jul 09 D	2009/02/02	2009/02/03
61813	KBC Fin Products Int'l Ltd. - HSBC R Bear CBBC Sep 2009 D	2009/02/02	2009/02/03
61772	KBC Fin Products Int'l Ltd. - HSI R Bear CBBC Aug 2009 S	2009/02/02	2009/02/03
61815	KBC Fin Products Int'l Ltd. - HSI R Bear CBBC Aug 2009 T	2009/02/02	2009/02/03
61796	SGA Societe Generale Acceptance N.V. -HSI R Bear CBBC Jul09B	2009/02/02	2009/02/03
61801	UBS AG - HSI R Bear CBBC Nov 2009 M	2009/02/02	2009/02/03
61806	UBS AG - HSI R Bear CBBC Nov 2009 P	2009/02/02	2009/02/03
61797	UBS AG - HSI R Bull CBBC Nov 2009 L	2009/02/02	2009/02/03
61821	Deutsche Bank AG - China Life R Bear CBBC Aug 2009 Z	2009/02/03	2009/02/04
61837	SGA Societe Generale Acceptance N.V. -HSI R Bear CBBC Aug09V	2009/02/03	2009/02/04
61174	SGA Societe Generale Acceptance N.V.-CK(H) R Bull CBBC Jul09A	2009/02/03	2009/02/04
61363	SGA Societe Generale Acceptance N.V. -A50 R Bear CBBC Aug09A	2009/02/04	2009/02/05
61838	UBS AG - China Life R Bear CBBC Aug 2009 G	2009/02/04	2009/02/05
61836	UBS AG - Petrochina R Bear CBBC Oct 2009 A	2009/02/04	2009/02/05
61828	ABN AMRO Bank N.V. - HSCEI R Bear CBBC Jun 2009 G	2009/02/05	2009/02/06
61818	ABN AMRO Bank N.V. - HSI R Bear CBBC Jun 2009 J	2009/02/05	2009/02/06
61865	BNP Paribas Arbit Issu B.V. - HSI R Bear CBBC Aug 2009 X	2009/02/05	2009/02/06
61419	Deutsche Bank AG - A50 China R Bear CBBC Jul 2009 C	2009/02/05	2009/02/06
61822	Deutsche Bank AG - China Life R Bear CBBC Aug 2009 D	2009/02/05	2009/02/06
61703	Deutsche Bank AG - China Life R Bear CBBC Jul 2009 A	2009/02/05	2009/02/06
61841	Deutsche Bank AG - China Mobile R Bear CBBC Jul 2009 Q	2009/02/05	2009/02/06
61843	Deutsche Bank AG - HKEx R Bear CBBC Jul 2009 Q	2009/02/05	2009/02/06
61573	HK Bank - A50 R Bear CBBC Jun 2009 D	2009/02/05	2009/02/06
61808	KBC Fin Products Int'l Ltd. - Ch Life R Bear CBBC Aug 2009 B	2009/02/05	2009/02/06
61855	KBC Fin Products Int'l Ltd. - HSI R Bear CBBC Aug 2009 U	2009/02/05	2009/02/06
61795	SGA Societe Generale Acceptance N.V. -HSI R Bear CBBC Aug09T	2009/02/05	2009/02/06
61830	SGA Societe Generale Acceptance N.V.-CLife R Bear CBBC Oct09C	2009/02/05	2009/02/06
61687	UBS AG - BankComm R Bear CBBC Aug 2009 J	2009/02/05	2009/02/06
61689	UBS AG - China Life R Bear CBBC Aug 2009 D	2009/02/05	2009/02/06
61803	UBS AG - China Life R Bear CBBC Aug 2009 F	2009/02/05	2009/02/06
61799	UBS AG - HKEx R Bear CBBC Sep 2009 A	2009/02/05	2009/02/06
61583	UBS AG - HSCEI R Bear CBBC Aug 2009 B	2009/02/05	2009/02/06
61851	UBS AG - HSCEI R Bear CBBC Aug 2009 I	2009/02/05	2009/02/06
61802	UBS AG - HSI R Bear CBBC Nov 2009 N	2009/02/05	2009/02/06
61852	UBS AG - HSI R Bear CBBC Oct 2009 F	2009/02/05	2009/02/06
61853	UBS AG - HSI R Bear CBBC Oct 2009 H	2009/02/05	2009/02/06
61869	UBS AG - HSI R Bull CBBC Oct 2009 K	2009/02/05	2009/02/06
61784	ABN AMRO Bank N.V. - HSI R Bear CBBC Jun 2009 G	2009/02/06	2009/02/09
61819	ABN AMRO Bank N.V. - HSI R Bear CBBC Jun 2009 K	2009/02/06	2009/02/09
61781	BNP Paribas Arbit Issu B.V. - HSI R Bear CBBC Jul 2009 T	2009/02/06	2009/02/09
61706	Deutsche Bank AG - China Mobile R Bear CBBC Jul 2009 P	2009/02/06	2009/02/09
61823	Deutsche Bank AG - CNOOC R Bear CBBC Aug 2009 B	2009/02/06	2009/02/09
61735	Deutsche Bank AG - HSI R Bear CBBC Sep 2009 X	2009/02/06	2009/02/09
61754	KBC Fin Products Int'l Ltd. - Ch Mobile R Bear CBBC Jul 09 C	2009/02/06	2009/02/09
61856	KBC Fin Products Int'l Ltd. - HSI R Bear CBBC Aug 2009 V	2009/02/06	2009/02/09
61679	SGA Societe Generale Acceptance N.V. -HSI R Bear CBBC Jul09Y	2009/02/06	2009/02/09
61847	SGA Societe Generale Acceptance N.V.-CMob R Bear CBBC Sep09D	2009/02/06	2009/02/09
61744	SGA Societe Generale Acceptance N.V.-CNOOC R Bear CBBC Jul09S	2009/02/06	2009/02/09
32046	UBS AG - A50 China R Bear CBBC Apr 2009 U	2009/02/06	2009/02/09
61692	UBS AG - CCCCL R Bear CBBC Aug 2009 F	2009/02/06	2009/02/09
61693	UBS AG - China Mobile R Bear CBBC Jul 2009 L	2009/02/06	2009/02/09
61638	UBS AG - CM Bank R Bear CBBC Aug 2009 D	2009/02/06	2009/02/09
61777	UBS AG - HSBC R Bear CBBC Jul 2009 W	2009/02/06	2009/02/09
61547	UBS AG - HSCEI R Bear CBBC Jul 2009 T	2009/02/06	2009/02/09
61727	UBS AG - HSI R Bear CBBC Aug 2009 F	2009/02/06	2009/02/09
61854	UBS AG - HSI R Bear CBBC Oct 2009 J	2009/02/06	2009/02/09
61769	UBS AG - Petrochina R Bear CBBC Jul 2009 M	2009/02/06	2009/02/09
61789	ABN AMRO Bank N.V. - A50 China R Bear CBBC Jul 2009 A	2009/02/09	2009/02/10
61723	BNP Paribas Arbit Issu B.V. - HSI R Bear CBBC Sep 2009 P	2009/02/09	2009/02/10
61627	Deutsche Bank AG - HSI R Bear CBBC Oct 2009 O	2009/02/09	2009/02/10
61908	Deutsche Bank AG - HSI R Bear CBBC Oct 2009 X	2009/02/09	2009/02/10
61909	Deutsche Bank AG - HSI R Bear CBBC Oct 2009 Y	2009/02/09	2009/02/10
61646	HK Bank - HSI R Bear CBBC May 2009 A	2009/02/09	2009/02/10
61916	KBC Fin Products Int'l Ltd. - HSI R Bear CBBC Aug 2009 X	2009/02/09	2009/02/10
61648	KBC Fin Products Int'l Ltd. - HSI R Bear CBBC Sep 2009 N	2009/02/09	2009/02/10
61681	SGA Societe Generale Acceptance N.V. -HSI R Bear CBBC Aug09R	2009/02/09	2009/02/10
61848	SGA Societe Generale Acceptance N.V.-ICBC R Bear CBBC Sep09A	2009/02/09	2009/02/10



## List of expired CBBC, 2009 (continued)

Code	CBBC	Last trading date	Delisted date
61850	SGA Societe Generale Acceptance N.V.-PetCh R Bear CBBC Oct09E	2009/02/09	2009/02/10
61849	UBS AG - China Railway R Bear CBBC Aug 2009 B	2009/02/09	2009/02/10
61694	UBS AG - CNOOC R Bear CBBC Aug 2009 B	2009/02/09	2009/02/10
61910	UBS AG - HSCEI R Bear CBBC Sep 2009 A	2009/02/09	2009/02/10
61728	UBS AG - HSI R Bear CBBC Aug 2009 G	2009/02/09	2009/02/10
61618	UBS AG - HSI R Bear CBBC Oct 2009 B	2009/02/09	2009/02/10
61775	UBS AG - HSI R Bear CBBC Oct 2009 Z	2009/02/09	2009/02/10
61920	BNP Paribas Arbit Issu B.V. - HSI R Bear CBBC Aug 2009 Z	2009/02/10	2009/02/11
61840	Deutsche Bank AG - CC Bank R Bear CBBC Jul 2009 I	2009/02/10	2009/02/11
61807	KBC Fin Products Int'l Ltd. - Ch Life R Bear CBBC Jul 2009 D	2009/02/10	2009/02/11
61937	KBC Fin Products Int'l Ltd. - HSI R Bear CBBC Aug 2009 Y	2009/02/10	2009/02/11
61829	SGA Societe Generale Acceptance N.V. -CCB R Bear CBBC Sep09A	2009/02/10	2009/02/11
61690	UBS AG - China Life R Bear CBBC Aug 2009 E	2009/02/10	2009/02/11
61598	UBS AG - HSI R Bear CBBC Sep 2009 X	2009/02/10	2009/02/11
61969	Deutsche Bank AG - HSI R Bull CBBC Sep 2009 R	2009/02/12	2009/02/13
61986	KBC Fin Products Int'l Ltd. - HSI R Bear CBBC Aug 2009 Z	2009/02/12	2009/02/13
61868	UBS AG - HSBC R Bull CBBC Sep 2009 C	2009/02/12	2009/02/13
61967	UBS AG - HSI R Bear CBBC Oct 2009 F	2009/02/12	2009/02/13
61968	UBS AG - HSI R Bear CBBC Oct 2009 H	2009/02/12	2009/02/13
61972	UBS AG - HSI R Bull CBBC Nov 2009 Q	2009/02/12	2009/02/13
60677	BNP Paribas Arbit Issu B.V. - A50 R Bear CBBC Oct 2009 B	2009/02/13	2009/02/16
60895	CC Rabobank B.A. - A50 China R Bear CBBC Aug 2009 B	2009/02/13	2009/02/16
60681	Deutsche Bank AG - A50 China R Bear CBBC Jun 2009 B	2009/02/13	2009/02/16
62024	Deutsche Bank AG - HSI R Bull CBBC Sep 2009 N	2009/02/13	2009/02/16
62013	KBC Fin Products Int'l Ltd. - HSI R Bull CBBC Sep 2009 V	2009/02/13	2009/02/16
32247	SGA Societe Generale Acceptance N.V. -A50 R Bear CBBC Jul09B	2009/02/13	2009/02/16
61999	UBS AG - HSI R Bear CBBC Nov 2009 R	2009/02/13	2009/02/16
61980	ABN AMRO Bank N.V. - A50 China R Bear CBBC Aug 2009 B	2009/02/16	2009/02/17
62062	Deutsche Bank AG - HSI R Bull CBBC Nov 2009 B	2009/02/16	2009/02/17
62012	KBC Fin Products Int'l Ltd. - HSI R Bull CBBC Sep 2009 U	2009/02/16	2009/02/17
62039	KBC Fin Products Int'l Ltd. - HSI R Bull CBBC Sep 2009 W	2009/02/16	2009/02/17
31979	UBS AG - A50 China R Bear CBBC Apr 2009 S	2009/02/16	2009/02/17
61965	UBS AG - A50 China R Bear CBBC Nov 2009 B	2009/02/16	2009/02/17
62036	UBS AG - HSCEI R Bull CBBC Sep 2009 E	2009/02/16	2009/02/17
62061	ABN AMRO Bank N.V. - HSI R Bull CBBC Jul 2009 Y	2009/02/17	2009/02/18
61863	BNP Paribas Arbit Issu B.V. - HSI R Bull CBBC Dec 2009 P	2009/02/17	2009/02/18
62080	Deutsche Bank AG - CNOOC R Bull CBBC Jul 2009 L	2009/02/17	2009/02/18
61860	Deutsche Bank AG - HSI R Bull CBBC Oct 2009 W	2009/02/17	2009/02/18
62056	KBC Fin Products Int'l Ltd. - China Life R Bull CBBC Jul 09F	2009/02/17	2009/02/18
62041	KBC Fin Products Int'l Ltd. - HSI R Bull CBBC Oct 2009 I	2009/02/17	2009/02/18
61944	KBC Fin Products Int'l Ltd. - HSI R Bull CBBC Sep 2009 O	2009/02/17	2009/02/18
62071	SGA Societe Generale Acceptance N.V. -HSI R Bull CBBC Jul09F	2009/02/17	2009/02/18
62072	SGA Societe Generale Acceptance N.V. -HSI R Bull CBBC Sep09D	2009/02/17	2009/02/18
62073	SGA Societe Generale Acceptance N.V. -HSI R Bull CBBC Sep09E	2009/02/17	2009/02/18
61874	SGA Societe Generale Acceptance N.V.-HSBC R Bull CBBC Oct09B	2009/02/17	2009/02/18
62043	UBS AG - CC Bank R Bull CBBC Oct 2009 A	2009/02/17	2009/02/18
61957	UBS AG - China Shenhua R Bull CBBC Oct 2009 B	2009/02/17	2009/02/18
62044	UBS AG - CNOOC R Bull CBBC Oct 2009 A	2009/02/17	2009/02/18
62035	UBS AG - HSCEI R Bull CBBC Sep 2009 D	2009/02/17	2009/02/18
62017	UBS AG - HSI R Bull CBBC Nov 2009 S	2009/02/17	2009/02/18
62018	UBS AG - HSI R Bull CBBC Nov 2009 T	2009/02/17	2009/02/18
62079	UBS AG - HSI R Bull CBBC Oct 2009 B	2009/02/17	2009/02/18
61870	UBS AG - HSI R Bull CBBC Oct 2009 L	2009/02/17	2009/02/18
62045	UBS AG - ICBC R Bull CBBC Oct 2009 A	2009/02/17	2009/02/18
62026	ABN AMRO Bank N.V. - HSI R Bull CBBC Aug 2009 A	2009/02/18	2009/02/19
61862	BNP Paribas Arbit Issu B.V. - HSI R Bull CBBC Nov 2009 P	2009/02/18	2009/02/19
61974	Deutsche Bank AG - China Life R Bull CBBC Jul 2009 D	2009/02/18	2009/02/19
61758	Deutsche Bank AG - HSBC R Bull CBBC Aug 2009 B	2009/02/18	2009/02/19
61859	Deutsche Bank AG - HSI R Bull CBBC Oct 2009 V	2009/02/18	2009/02/19
61995	HK Bank - HSI R Bull CBBC Jun 2009 F	2009/02/18	2009/02/19
62058	KBC Fin Products Int'l Ltd. - HKEx R Bull CBBC Sep 2009 A	2009/02/18	2009/02/19
62040	KBC Fin Products Int'l Ltd. - HSI R Bull CBBC Oct 2009 H	2009/02/18	2009/02/19
62059	KBC Fin Products Int'l Ltd. - SHK Ppt R Bull CBBC Sep 2009 C	2009/02/18	2009/02/19
62070	SGA Societe Generale Acceptance N.V. -HSI R Bull CBBC Jul09A	2009/02/18	2009/02/19
62031	SGA Societe Generale Acceptance N.V.-CNOOC R Bull CBBC Aug09A	2009/02/18	2009/02/19
62042	UBS AG - BankComm R Bull CBBC Oct 2009 A	2009/02/18	2009/02/19
61336	UBS AG - Cheung Kong R Bull CBBC Jul 2009 E	2009/02/18	2009/02/19
62020	UBS AG - China Life R Bull CBBC Oct 2009 B	2009/02/18	2009/02/19
61906	UBS AG - HKEx R Bull CBBC Sep 2009 B	2009/02/18	2009/02/19
61765	UBS AG - HSBC R Bull CBBC Jul 2009 S	2009/02/18	2009/02/19
61911	UBS AG - HSI R Bull CBBC Oct 2009 A	2009/02/18	2009/02/19
61912	UBS AG - HSI R Bull CBBC Oct 2009 R	2009/02/18	2009/02/19
62046	UBS AG - Petrochina R Bull CBBC Oct 2009 B	2009/02/18	2009/02/19
62047	UBS AG - Ping An R Bull CBBC Oct 2009 B	2009/02/18	2009/02/19
61358	ABN AMRO Bank N.V. - DJIA R Bull CBBC Jun 2009 H	2009/02/19	2009/02/20
62087	BNP Paribas Arbit Issu B.V. - HSI R Bull CBBC Oct 2009 I	2009/02/19	2009/02/20
60014	SGA Societe Generale Acceptance N.V.-HSBC R Bear CBBC Feb09A	2009/02/19	2009/02/23
32331	SGA Societe Generale Acceptance N.V.-CNOOC R Bull CBBC Feb09A	2009/02/19	2009/02/23
60019	SGA Societe Generale Acceptance N.V.-PetCh R Bull CBBC Feb09A	2009/02/19	2009/02/23
62086	UBS AG - HSI R Bull CBBC Oct 2009 Z	2009/02/19	2009/02/20
62104	BNP Paribas Arbit Issu B.V. - HSI R Bull CBBC Jan 2010 B	2009/02/20	2009/02/23
62111	Deutsche Bank AG - A50 China R Bull CBBC Jul 2009 E	2009/02/20	2009/02/23
62110	Deutsche Bank AG - HSI R Bull CBBC Nov 2009 F	2009/02/20	2009/02/23
62057	KBC Fin Products Int'l Ltd. - Ch Mobile R Bull CBBC Oct 09 A	2009/02/20	2009/02/23
62106	KBC Fin Products Int'l Ltd. - HSCEI R Bull CBBC Aug 2009 C	2009/02/20	2009/02/23
61913	KBC Fin Products Int'l Ltd. - HSI R Bull CBBC Aug 2009 W	2009/02/20	2009/02/23
62030	SGA Societe Generale Acceptance N.V.-CMob R Bull CBBC Sep09E	2009/02/20	2009/02/23

## List of expired CBBC, 2009 (continued)

Code	CBBC	Last trading date	Delisted date
30664	UBS AG - China Life R Bear CBBC Feb 2009 B	2009/02/20	2009/02/24
30766	UBS AG - China Life R Bear CBBC Feb 2009 D	2009/02/20	2009/02/24
62021	UBS AG - China Mobile R Bull CBBC Oct 2009 A	2009/02/20	2009/02/23
31341	UBS AG - China Shenhua R Bear CBBC Feb 2009 F	2009/02/20	2009/02/24
61905	UBS AG - CM Bank R Bull CBBC Aug 2009 G	2009/02/20	2009/02/23
61935	UBS AG - HSI R Bull CBBC Sep 2009 W	2009/02/20	2009/02/23
62130	ABN AMRO Bank N.V. - A50 China R Bull CBBC Jul 2009 C	2009/02/23	2009/02/24
61978	ABN AMRO Bank N.V. - HSBC R Bull CBBC Jul 2009 F	2009/02/23	2009/02/24
62129	Deutsche Bank AG - A50 China R Bull CBBC Jul 2009 F	2009/02/23	2009/02/24
62124	KBC Fin Products Int'l Ltd. - A50 China R Bull CBBC Aug 09 B	2009/02/23	2009/02/24
62090	KBC Fin Products Int'l Ltd. - Ch Life R Bear CBBC Sep 2009 E	2009/02/23	2009/02/24
62117	KBC Fin Products Int'l Ltd. - HSI R Bull CBBC Aug 2009 V	2009/02/23	2009/02/24
62113	SGA Societe Generale Acceptance N.V. -A50 R Bull CBBC Aug09F	2009/02/23	2009/02/24
61743	SGA Societe Generale Acceptance N.V. -HSBC R Bull CBBC Aug09C	2009/02/23	2009/02/24
62128	UBS AG - A50 China R Bull CBBC Nov 2009 E	2009/02/23	2009/02/24
61338	UBS AG - HSBC R Bull CBBC Jul 2009 J	2009/02/23	2009/02/24
62114	UBS AG - HSCEI R Bull CBBC Aug 2009 J	2009/02/23	2009/02/24
62064	Deutsche Bank AG - Petrochina R Bull CBBC Jul 2009 F	2009/02/24	2009/02/25
62134	KBC Fin Products Int'l Ltd. - HSI R Bull CBBC Aug 2009 Y	2009/02/24	2009/02/25
62135	KBC Fin Products Int'l Ltd. - HSI R Bull CBBC Oct 2009 M	2009/02/24	2009/02/25
62000	UBS AG - CCCCL R Bull CBBC Oct 2009 B	2009/02/24	2009/02/25
62034	UBS AG - HSCEI R Bull CBBC Sep 2009 C	2009/02/24	2009/02/25
62133	UBS AG - HSI R Bull CBBC Oct 2009 H	2009/02/24	2009/02/25
30288	ABN AMRO Bank N.V. - HSCEI R Bear CBBC Feb 2009 C	2009/02/25	2009/02/27
31180	ABN AMRO Bank N.V. - HSCEI R Bear CBBC Feb 2009 E	2009/02/25	2009/02/27
30087	ABN AMRO Bank N.V. - HSI R Bear CBBC Feb 2009 B	2009/02/25	2009/02/27
30120	ABN AMRO Bank N.V. - HSI R Bear CBBC Feb 2009 J	2009/02/25	2009/02/27
30121	ABN AMRO Bank N.V. - HSI R Bear CBBC Feb 2009 K	2009/02/25	2009/02/27
30122	ABN AMRO Bank N.V. - HSI R Bear CBBC Feb 2009 L	2009/02/25	2009/02/27
30123	ABN AMRO Bank N.V. - HSI R Bear CBBC Feb 2009 M	2009/02/25	2009/02/27
30913	ABN AMRO Bank N.V. - HSI R Bear CBBC Feb 2009 Q	2009/02/25	2009/02/27
30914	ABN AMRO Bank N.V. - HSI R Bear CBBC Feb 2009 R	2009/02/25	2009/02/27
30279	BNP Paribas Arbit Issu B.V. - HSI R Bear CBBC Feb 2009 C	2009/02/25	2009/02/27
30280	BNP Paribas Arbit Issu B.V. - HSI R Bear CBBC Feb 2009 D	2009/02/25	2009/02/27
30786	BNP Paribas Arbit Issu B.V. - HSI R Bear CBBC Feb 2009 J	2009/02/25	2009/02/27
30892	CC Rabobank B.A. - HSCEI R Bear CBBC Feb 2009 C	2009/02/25	2009/02/27
30887	CC Rabobank B.A. - HSI R Bear CBBC Feb 2009 D	2009/02/25	2009/02/27
30870	Deutsche Bank AG - HSCEI R Bear CBBC Feb 2009 B	2009/02/25	2009/02/27
30250	Deutsche Bank AG - HSI R Bear CBBC Feb 2009 B	2009/02/25	2009/02/27
30823	Deutsche Bank AG - HSI R Bear CBBC Feb 2009 I	2009/02/25	2009/02/27
30850	Deutsche Bank AG - HSI R Bear CBBC Feb 2009 J	2009/02/25	2009/02/27
30919	Deutsche Bank AG - HSI R Bear CBBC Feb 2009 M	2009/02/25	2009/02/27
30920	Deutsche Bank AG - HSI R Bear CBBC Feb 2009 N	2009/02/25	2009/02/27
62163	Deutsche Bank AG - HSI R Bear CBBC Nov 2009 I	2009/02/25	2009/02/26
31314	KBC Fin Products Int'l Ltd. - HSCEI R Bear CBBC Feb 2009 D	2009/02/25	2009/02/27
31315	KBC Fin Products Int'l Ltd. - HSCEI R Bear CBBC Feb 2009 E	2009/02/25	2009/02/27
62144	KBC Fin Products Int'l Ltd. - HSI R Bear CBBC Aug 2009 Z	2009/02/25	2009/02/26
31872	KBC Fin Products Int'l Ltd. - HSI R Bear CBBC Feb 2009 A	2009/02/25	2009/02/27
30416	KBC Fin Products Int'l Ltd. - HSI R Bear CBBC Feb 2009 B	2009/02/25	2009/02/27
31895	KBC Fin Products Int'l Ltd. - HSI R Bear CBBC Feb 2009 C	2009/02/25	2009/02/27
30608	KBC Fin Products Int'l Ltd. - HSI R Bear CBBC Feb 2009 E	2009/02/25	2009/02/27
30760	KBC Fin Products Int'l Ltd. - HSI R Bear CBBC Feb 2009 H	2009/02/25	2009/02/27
30903	KBC Fin Products Int'l Ltd. - HSI R Bear CBBC Feb 2009 M	2009/02/25	2009/02/27
31030	KBC Fin Products Int'l Ltd. - HSI R Bear CBBC Feb 2009 O	2009/02/25	2009/02/27
31233	KBC Fin Products Int'l Ltd. - HSI R Bear CBBC Feb 2009 S	2009/02/25	2009/02/27
31234	KBC Fin Products Int'l Ltd. - HSI R Bear CBBC Feb 2009 T	2009/02/25	2009/02/27
31320	KBC Fin Products Int'l Ltd. - HSI R Bear CBBC Feb 2009 U	2009/02/25	2009/02/27
30718	Macquarie Bank Ltd. - HSI R Bear CBBC Feb 2009 C	2009/02/25	2009/02/27
30719	Macquarie Bank Ltd. - HSI R Bear CBBC Feb 2009 D	2009/02/25	2009/02/27
30720	Macquarie Bank Ltd. - HSI R Bear CBBC Feb 2009 E	2009/02/25	2009/02/27
60197	SGA Societe Generale Acceptance N.V. -HSI R Bear CBBC Feb09A	2009/02/25	2009/02/27
60198	SGA Societe Generale Acceptance N.V. -HSI R Bear CBBC Feb09B	2009/02/25	2009/02/27
30923	SGA Societe Generale Acceptance N.V. -HSI R Bear CBBC Feb09E	2009/02/25	2009/02/27
31002	SGA Societe Generale Acceptance N.V. -HSI R Bear CBBC Feb09F	2009/02/25	2009/02/27
31004	SGA Societe Generale Acceptance N.V. -HSI R Bear CBBC Feb09G	2009/02/25	2009/02/27
31039	SGA Societe Generale Acceptance N.V. -HSI R Bear CBBC Feb09I	2009/02/25	2009/02/27
31100	SGA Societe Generale Acceptance N.V. -HSI R Bear CBBC Feb09J	2009/02/25	2009/02/27
31105	SGA Societe Generale Acceptance N.V. -HSI R Bear CBBC Feb09K	2009/02/25	2009/02/27
31307	SGA Societe Generale Acceptance N.V. -HSI R Bear CBBC Feb09L	2009/02/25	2009/02/27
32324	SGA Societe Generale Acceptance N.V. -HSI R Bull CBBC Feb09M	2009/02/25	2009/02/27
32338	SGA Societe Generale Acceptance N.V. -HSI R Bull CBBC Feb09N	2009/02/25	2009/02/27
60003	SGA Societe Generale Acceptance N.V. -HSI R Bull CBBC Feb09R	2009/02/25	2009/02/27
60004	SGA Societe Generale Acceptance N.V. -HSI R Bull CBBC Feb09S	2009/02/25	2009/02/27
60060	SGA Societe Generale Acceptance N.V. -HSI R Bull CBBC Feb09X	2009/02/25	2009/02/27
60061	SGA Societe Generale Acceptance N.V. -HSI R Bull CBBC Feb09Y	2009/02/25	2009/02/27
60158	SGA Societe Generale Acceptance N.V. -HSI R Bull CBBC Feb09Z	2009/02/25	2009/02/27
62169	UBS AG - China Life R Bear CBBC Oct 2009 D	2009/02/25	2009/02/26
62154	UBS AG - HSCEI R Bear CBBC Aug 2009 L	2009/02/25	2009/02/26
30179	UBS AG - HSCEI R Bear CBBC Feb 2009 C	2009/02/25	2009/02/27
30180	UBS AG - HSCEI R Bear CBBC Feb 2009 D	2009/02/25	2009/02/27
30181	UBS AG - HSCEI R Bear CBBC Feb 2009 E	2009/02/25	2009/02/27
30182	UBS AG - HSCEI R Bear CBBC Feb 2009 F	2009/02/25	2009/02/27
30183	UBS AG - HSCEI R Bear CBBC Feb 2009 G	2009/02/25	2009/02/27
30184	UBS AG - HSCEI R Bear CBBC Feb 2009 H	2009/02/25	2009/02/27
30185	UBS AG - HSCEI R Bear CBBC Feb 2009 I	2009/02/25	2009/02/27
30186	UBS AG - HSCEI R Bear CBBC Feb 2009 J	2009/02/25	2009/02/27
30187	UBS AG - HSCEI R Bear CBBC Feb 2009 K	2009/02/25	2009/02/27

## List of expired CBBC, 2009 (continued)

Code	CBBC	Last trading date	Delisted date
30188	UBS AG - HSCEI R Bear CBBC Feb 2009 L	2009/02/25	2009/02/27
30189	UBS AG - HSCEI R Bear CBBC Feb 2009 M	2009/02/25	2009/02/27
30190	UBS AG - HSCEI R Bear CBBC Feb 2009 N	2009/02/25	2009/02/27
30882	UBS AG - HSCEI R Bear CBBC Feb 2009 S	2009/02/25	2009/02/27
30891	UBS AG - HSCEI R Bear CBBC Feb 2009 U	2009/02/25	2009/02/27
30815	UBS AG - HSCEI R Bear CBBC Feb 2009 Y	2009/02/25	2009/02/27
30561	UBS AG - HSCEI R Bear CBBC Feb 2009 Z	2009/02/25	2009/02/27
30200	UBS AG - HSI R Bear CBBC Feb 2009 B	2009/02/25	2009/02/27
30201	UBS AG - HSI R Bear CBBC Feb 2009 C	2009/02/25	2009/02/27
30202	UBS AG - HSI R Bear CBBC Feb 2009 D	2009/02/25	2009/02/27
30113	UBS AG - HSI R Bear CBBC Feb 2009 E	2009/02/25	2009/02/27
30144	UBS AG - HSI R Bear CBBC Feb 2009 H	2009/02/25	2009/02/27
30145	UBS AG - HSI R Bear CBBC Feb 2009 I	2009/02/25	2009/02/27
30358	UBS AG - HSI R Bear CBBC Feb 2009 K	2009/02/25	2009/02/27
30160	UBS AG - HSI R Bear CBBC Feb 2009 L	2009/02/25	2009/02/27
30161	UBS AG - HSI R Bear CBBC Feb 2009 M	2009/02/25	2009/02/27
30359	UBS AG - HSI R Bear CBBC Feb 2009 N	2009/02/25	2009/02/27
30167	UBS AG - HSI R Bear CBBC Feb 2009 O	2009/02/25	2009/02/27
30360	UBS AG - HSI R Bear CBBC Feb 2009 P	2009/02/25	2009/02/27
30168	UBS AG - HSI R Bear CBBC Feb 2009 Q	2009/02/25	2009/02/27
30361	UBS AG - HSI R Bear CBBC Feb 2009 S	2009/02/25	2009/02/27
30193	UBS AG - HSI R Bear CBBC Feb 2009 T	2009/02/25	2009/02/27
30194	UBS AG - HSI R Bear CBBC Feb 2009 U	2009/02/25	2009/02/27
30195	UBS AG - HSI R Bear CBBC Feb 2009 V	2009/02/25	2009/02/27
30196	UBS AG - HSI R Bear CBBC Feb 2009 W	2009/02/25	2009/02/27
30197	UBS AG - HSI R Bear CBBC Feb 2009 X	2009/02/25	2009/02/27
30198	UBS AG - HSI R Bear CBBC Feb 2009 Y	2009/02/25	2009/02/27
30199	UBS AG - HSI R Bear CBBC Feb 2009 Z	2009/02/25	2009/02/27
62178	UBS AG - HSI R Bear CBBC Oct 2009 A	2009/02/25	2009/02/26
62156	UBS AG - HSI R Bear CBBC Oct 2009 L	2009/02/25	2009/02/26
62153	UBS AG - HSI R Bull CBBC Nov 2009 U	2009/02/25	2009/02/26
61839	UBS AG - Ping An R Bear CBBC Oct 2009 A	2009/02/25	2009/02/26
62179	Deutsche Bank AG - HSI R Bull CBBC Nov 2009 J	2009/02/26	2009/02/27
62074	SGA Societe Generale Acceptance N.V. -A50 R Bull CBBC Aug09D	2009/02/26	2009/02/27
62048	UBS AG - A50 China R Bull CBBC Nov 2009 D	2009/02/26	2009/02/27
62152	UBS AG - HSI R Bull CBBC Oct 2009 B	2009/02/26	2009/02/27
62112	ABN AMRO Bank N.V. - A50 China R Bull CBBC Jul 2009 B	2009/02/27	2009/03/02
62116	BNP Paribas Arbit Issu B.V. - A50 Ch R Bull CBBC Nov 2009 A	2009/02/27	2009/03/02
62005	Deutsche Bank AG - A50 China R Bull CBBC Aug 2009 B	2009/02/27	2009/03/02
62205	Deutsche Bank AG - HSI R Bear CBBC Nov 2009 K	2009/02/27	2009/03/02
62063	Deutsche Bank AG - ICBC R Bull CBBC Aug 2009 E	2009/02/27	2009/03/02
62083	KBC Fin Products Int'l Ltd. - A50 China R Bull CBBC Sep 09 A	2009/02/27	2009/03/02
60356	KBC Fin Products Int'l Ltd. - HSBC R Bear CBBC Mar 2009 A	2009/02/27	2009/03/03
62209	KBC Fin Products Int'l Ltd. - HSBC R Bear CBBC Sep 2009 E	2009/02/27	2009/03/02
62204	KBC Fin Products Int'l Ltd. - HSI R Bear CBBC Aug 2009 W	2009/02/27	2009/03/02
61997	SGA Societe Generale Acceptance N.V.-CCCCL R Bull CBBC Sep09A	2009/02/27	2009/03/02
62131	SGA Societe Generale Acceptance N.V.-CLife R Bull CBBC Oct09D	2009/02/27	2009/03/02
61955	UBS AG - China Coal R Bull CBBC Nov 2009 A	2009/02/27	2009/03/02
62201	UBS AG - China Life R Bull CBBC Oct 2009 E	2009/02/27	2009/03/02
62025	ABN AMRO Bank N.V. - Ch Life R Bull CBBC Aug 2009 A	2009/03/02	2009/03/03
61256	ABN AMRO Bank N.V. - HSI R Bull CBBC Apr 2009 Y	2009/03/02	2009/03/03
62060	ABN AMRO Bank N.V. - HSI R Bull CBBC Jul 2009 X	2009/03/02	2009/03/03
61979	ABN AMRO Bank N.V. - HSI R Bull CBBC Jun 2009 L	2009/03/02	2009/03/03
62115	BNP Paribas Arbit Issu B.V. - Ch Mob R Bull CBBC Dec 2009 B	2009/03/02	2009/03/03
62101	BNP Paribas Arbit Issu B.V. - HSI R Bull CBBC Dec 2009 R	2009/03/02	2009/03/03
62224	BNP Paribas Arbit Issu B.V. - HSI R Bull CBBC Jan 2010 C	2009/03/02	2009/03/03
62225	BNP Paribas Arbit Issu B.V. - HSI R Bull CBBC Jan 2010 D	2009/03/02	2009/03/03
60525	BNP Paribas Arbit Issu B.V. - HSI R Bull CBBC Nov 2009 H	2009/03/02	2009/03/03
61861	BNP Paribas Arbit Issu B.V. - HSI R Bull CBBC Oct 2009 H	2009/03/02	2009/03/03
60886	CC Rabobank B.A. - China Mobile R Bull CBBC Aug 2009 C	2009/03/02	2009/03/03
61973	Deutsche Bank AG - China Life R Bull CBBC Jul 2009 C	2009/03/02	2009/03/03
60857	Deutsche Bank AG - China Mobile R Bull CBBC Jul 2009 C	2009/03/02	2009/03/03
60924	Deutsche Bank AG - HKEx R Bull CBBC Jul 2009 C	2009/03/02	2009/03/03
60678	Deutsche Bank AG - HSI R Bull CBBC Aug 2009 E	2009/03/02	2009/03/03
61842	Deutsche Bank AG - HSI R Bull CBBC Oct 2009 U	2009/03/02	2009/03/03
62003	Deutsche Bank AG - HSI R Bull CBBC Sep 2009 G	2009/03/02	2009/03/03
61171	Goldman Sachs SP (Asia) - HSI R Bull CBBC Aug 2009 A	2009/03/02	2009/03/03
61907	HK Bank - HSI R Bull CBBC Jun 2009 E	2009/03/02	2009/03/03
62256	KBC Fin Products Int'l Ltd. - A50 China R Bull CBBC Aug 09 C	2009/03/02	2009/03/03
62255	KBC Fin Products Int'l Ltd. - Ch Mobile R Bull CBBC Sep 09 B	2009/03/02	2009/03/03
62015	KBC Fin Products Int'l Ltd. - China Life R Bull CBBC Aug 09D	2009/03/02	2009/03/03
62254	KBC Fin Products Int'l Ltd. - China Life R Bull CBBC Oct 09A	2009/03/02	2009/03/03
61756	KBC Fin Products Int'l Ltd. - CP&CC R Bull CBBC Jul 2009 B	2009/03/02	2009/03/03
60912	KBC Fin Products Int'l Ltd. - HKEx R Bull CBBC May 2009 F	2009/03/02	2009/03/03
61945	KBC Fin Products Int'l Ltd. - HSCEI R Bull CBBC Jul 2009 A	2009/03/02	2009/03/03
60590	KBC Fin Products Int'l Ltd. - HSI R Bull CBBC Apr 2009 T	2009/03/02	2009/03/03
62010	KBC Fin Products Int'l Ltd. - HSI R Bull CBBC Aug 2009 N	2009/03/02	2009/03/03
62249	KBC Fin Products Int'l Ltd. - HSI R Bull CBBC Aug 2009 V	2009/03/02	2009/03/03
61127	KBC Fin Products Int'l Ltd. - HSI R Bull CBBC Jul 2009 F	2009/03/02	2009/03/03
62096	KBC Fin Products Int'l Ltd. - HSI R Bull CBBC Oct 2009 L	2009/03/02	2009/03/03
62248	KBC Fin Products Int'l Ltd. - HSI R Bull CBBC Oct 2009 N	2009/03/02	2009/03/03
62008	KBC Fin Products Int'l Ltd. - HSI R Bull CBBC Sep 2009 T	2009/03/02	2009/03/03
62250	KBC Fin Products Int'l Ltd. - HSI R Bull CBBC Sep 2009 V	2009/03/02	2009/03/03
60727	KBC Fin Products Int'l Ltd. - ICBC R Bull CBBC May 2009 B	2009/03/02	2009/03/03
62223	SGA Societe Generale Acceptance N.V. -A50 R Bull CBBC Aug09G	2009/03/02	2009/03/03
61678	SGA Societe Generale Acceptance N.V. -HSI R Bull CBBC Aug09G	2009/03/02	2009/03/03
61876	SGA Societe Generale Acceptance N.V. -HSI R Bull CBBC Aug09W	2009/03/02	2009/03/03



## List of expired CBBC, 2009 (continued)

Code	CBBC	Last trading date	Delisted date
60979	SGA Societe Generale Acceptance N.V.-HKEx R Bull CBBC Jul09E	2009/03/02	2009/03/03
61377	SGA Societe Generale Acceptance N.V.-BOCom R Bull CBBC Aug09A	2009/03/02	2009/03/03
61379	SGA Societe Generale Acceptance N.V.-CCoal R Bull CBBC Aug09A	2009/03/02	2009/03/03
62002	SGA Societe Generale Acceptance N.V.-CLife R Bull CBBC Aug09B	2009/03/02	2009/03/03
60599	SGA Societe Generale Acceptance N.V.-CP&CC R Bull CBBC Jun09B	2009/03/02	2009/03/03
62029	SGA Societe Generale Acceptance N.V.-PetCh R Bull CBBC Oct09F	2009/03/02	2009/03/03
61155	SGA Societe Generale Acceptance N.V.-SHK P R Bull CBBC Jul09F	2009/03/02	2009/03/03
62247	UBS AG - A50 China R Bull CBBC Nov 2009 H	2009/03/02	2009/03/03
61971	UBS AG - China Life R Bull CBBC Oct 2009 A	2009/03/02	2009/03/03
61956	UBS AG - China Shenhua R Bull CBBC Oct 2009 A	2009/03/02	2009/03/03
61867	UBS AG - CNOOC R Bull CBBC Aug 2009 D	2009/03/02	2009/03/03
60819	UBS AG - HKEx R Bull CBBC Jun 2009 R	2009/03/02	2009/03/03
61798	UBS AG - HSCEI R Bull CBBC Aug 2009 H	2009/03/02	2009/03/03
60752	UBS AG - HSI R Bull CBBC Jul 2009 C	2009/03/02	2009/03/03
60606	UBS AG - HSI R Bull CBBC Jul 2009 D	2009/03/02	2009/03/03
61805	UBS AG - HSI R Bull CBBC Nov 2009 O	2009/03/02	2009/03/03
61664	UBS AG - HSI R Bull CBBC Oct 2009 E	2009/03/02	2009/03/03
61933	UBS AG - HSI R Bull CBBC Sep 2009 M	2009/03/02	2009/03/03
61934	UBS AG - HSI R Bull CBBC Sep 2009 R	2009/03/02	2009/03/03
60712	UBS AG - Petrochina R Bull CBBC May 2009 K	2009/03/02	2009/03/03
61316	UBS AG - Sinopec Corp R Bull CBBC Aug 2009 B	2009/03/02	2009/03/03
32098	ABN AMRO Bank N.V. - DJIA R Bull CBBC Mar 2009 G	2009/03/03	2009/03/04
61783	ABN AMRO Bank N.V. - HSBC R Bull CBBC Jul 2009 B	2009/03/03	2009/03/04
61817	ABN AMRO Bank N.V. - HSBC R Bull CBBC Jul 2009 E	2009/03/03	2009/03/04
61255	ABN AMRO Bank N.V. - HSI R Bull CBBC Apr 2009 A	2009/03/03	2009/03/04
62200	Barclays Bank plc - HSI Bull CBBC Jul 2009 A	2009/03/03	2009/03/04
61924	BNP Paribas Arbit Issu B.V. - HKEx R Bull CBBC Aug 2009 A	2009/03/03	2009/03/04
61778	BNP Paribas Arbit Issu B.V. - HSBC R Bull CBBC Sep 2009 C	2009/03/03	2009/03/04
61925	BNP Paribas Arbit Issu B.V. - HSBC R Bull CBBC Sep 2009 D	2009/03/03	2009/03/04
62236	BNP Paribas Arbit Issu B.V. - HSBC R Bull CBBC Sep 2009 F	2009/03/03	2009/03/04
62237	BNP Paribas Arbit Issu B.V. - HSBC R Bull CBBC Sep 2009 G	2009/03/03	2009/03/04
60721	BNP Paribas Arbit Issu B.V. - HSI R Bull CBBC Aug 2009 T	2009/03/03	2009/03/04
61970	BNP Paribas Arbit Issu B.V. - HSI R Bull CBBC Sep 2009 R	2009/03/03	2009/03/04
61763	BNP Paribas Arbit Issu B.V. - ICBC R Bull CBBC Aug 2009 A	2009/03/03	2009/03/04
60887	CC Rabobank B.A. - HKEx R Bull CBBC Aug 2009 A	2009/03/03	2009/03/04
61790	CC Rabobank B.A. - HSBC R Bull CBBC Aug 2009 A	2009/03/03	2009/03/04
62206	CC Rabobank B.A. - HSI R Bull CBBC Sep 2009 A	2009/03/03	2009/03/04
62023	Deutsche Bank AG - CC Bank R Bull CBBC Aug 2009 D	2009/03/03	2009/03/04
61073	Deutsche Bank AG - CNOOC R Bull CBBC Jul 2009 D	2009/03/03	2009/03/04
60801	Deutsche Bank AG - HKEx R Bull CBBC Jul 2009 A	2009/03/03	2009/03/04
61279	Deutsche Bank AG - HSBC R Bull CBBC Jul 2009 A	2009/03/03	2009/03/04
60839	Deutsche Bank AG - HSI R Bull CBBC Aug 2009 B	2009/03/03	2009/03/04
60637	Deutsche Bank AG - HSI R Bull CBBC Aug 2009 C	2009/03/03	2009/03/04
60638	Deutsche Bank AG - HSI R Bull CBBC Aug 2009 D	2009/03/03	2009/03/04
62084	Deutsche Bank AG - HSI R Bull CBBC Nov 2009 C	2009/03/03	2009/03/04
60706	Deutsche Bank AG - Petrochina R Bull CBBC Jun 2009 C	2009/03/03	2009/03/04
61857	Deutsche Bank AG - Sinopec Corp R Bull CBBC Aug 2009 D	2009/03/03	2009/03/04
61273	KBC Fin Products Int'l Ltd. - HSBC R Bull CBBC Aug 2009 A	2009/03/03	2009/03/04
62011	KBC Fin Products Int'l Ltd. - HSI R Bull CBBC Aug 2009 O	2009/03/03	2009/03/04
61126	KBC Fin Products Int'l Ltd. - HSI R Bull CBBC Jul 2009 E	2009/03/03	2009/03/04
62009	KBC Fin Products Int'l Ltd. - HSI R Bull CBBC Jul 2009 P	2009/03/03	2009/03/04
60591	KBC Fin Products Int'l Ltd. - HSI R Bull CBBC Jun 2009 F	2009/03/03	2009/03/04
60662	KBC Fin Products Int'l Ltd. - HSI R Bull CBBC Jun 2009 H	2009/03/03	2009/03/04
61629	Macquarie Bank Ltd. - HSI R Bull CBBC Jul 2009 A	2009/03/03	2009/03/04
61677	SGA Societe Generale Acceptance N.V. -HSI R Bull CBBC Aug09H	2009/03/03	2009/03/04
60735	SGA Societe Generale Acceptance N.V. -HSI R Bull CBBC Jul09I	2009/03/03	2009/03/04
60673	SGA Societe Generale Acceptance N.V. -HSI R Bull CBBC Jun09G	2009/03/03	2009/03/04
60672	SGA Societe Generale Acceptance N.V. -HSI R Bull CBBC May09W	2009/03/03	2009/03/04
61873	SGA Societe Generale Acceptance N.V.-CMB R Bull CBBC Aug 09B	2009/03/03	2009/03/04
60784	SGA Societe Generale Acceptance N.V.-CMob R Bull CBBC Jul09I	2009/03/03	2009/03/04
61792	SGA Societe Generale Acceptance N.V.-HSBC R Bull CBBC Aug09F	2009/03/03	2009/03/04
62222	SGA Societe Generale Acceptance N.V.-HSBC R Bull CBBC Oct09C	2009/03/03	2009/03/04
60269	SGA Societe Generale Acceptance N.V.-ICBC R Bull CBBC May09B	2009/03/03	2009/03/04
61090	SGA Societe Generale Acceptance N.V.-CNOOC R Bull CBBC Jul09K	2009/03/03	2009/03/04
60598	SGA Societe Generale Acceptance N.V.-CP&CC R Bull CBBC Jun09A	2009/03/03	2009/03/04
61378	SGA Societe Generale Acceptance NV-BOC HK R Bull CBBC Aug09A	2009/03/03	2009/03/04
61306	UBS AG - BankComm R Bull CBBC Aug 2009 B	2009/03/03	2009/03/04
61932	UBS AG - CCCCL R Bull CBBC Oct 2009 A	2009/03/03	2009/03/04
60745	UBS AG - China Mobile R Bull CBBC May 2009 J	2009/03/03	2009/03/04
61614	UBS AG - CM Bank R Bull CBBC Aug 2009 C	2009/03/03	2009/03/04
60818	UBS AG - HKEx R Bull CBBC Jun 2009 Q	2009/03/03	2009/03/04
61748	UBS AG - HSBC R Bull CBBC Jul 2009 Q	2009/03/03	2009/03/04
61766	UBS AG - HSBC R Bull CBBC Jul 2009 T	2009/03/03	2009/03/04
60093	UBS AG - HSBC R Bull CBBC May 2009 A	2009/03/03	2009/03/04
62243	UBS AG - HSBC R Bull CBBC Sep 2009 F	2009/03/03	2009/03/04
60546	UBS AG - HSCEI R Bull CBBC Apr 2009 I	2009/03/03	2009/03/04
62184	UBS AG - HSCEI R Bull CBBC Mar 2010 Q	2009/03/03	2009/03/04
62258	UBS AG - HSCEI R Bull CBBC Sep 2009 F	2009/03/03	2009/03/04
60751	UBS AG - HSI R Bull CBBC Jul 2009 B	2009/03/03	2009/03/04
60629	UBS AG - HSI R Bull CBBC Jun 2009 C	2009/03/03	2009/03/04
61663	UBS AG - HSI R Bull CBBC Nov 2009 F	2009/03/03	2009/03/04
61757	Deutsche Bank AG - HSBC R Bull CBBC Aug 2009 A	2009/03/04	2009/03/05
61274	KBC Fin Products Int'l Ltd. - HSBC R Bull CBBC Sep 2009 B	2009/03/04	2009/03/05
61793	SGA Societe Generale Acceptance N.V.-HSBC R Bull CBBC Oct09A	2009/03/04	2009/03/05
61385	SGA Societe Generale Acceptance N.V.-CSHen R Bull CBBC Jun09C	2009/03/04	2009/03/05
62176	UBS AG - A50 China R Bear CBBC Nov 2009 F	2009/03/04	2009/03/05
60553	UBS AG - BOC HK R Bull CBBC Apr 2009 C	2009/03/04	2009/03/05

## List of expired CBBC, 2009 (continued)

Code	CBBC	Last trading date	Delisted date
62286	UBS AG - HSBC R Bull CBBC Dec 2009 A	2009/03/04	2009/03/05
61698	UBS AG - HSBC R Bull CBBC Jul 2009 O	2009/03/04	2009/03/05
62288	UBS AG - HSI R Bull CBBC Oct 2009 L	2009/03/04	2009/03/05
62287	UBS AG - HSI R Bull CBBC Sep 2009 W	2009/03/04	2009/03/05
62291	KBC Fin Products Int'l Ltd. - HSBC R Bull CBBC Oct 2009 A	2009/03/05	2009/03/06
62290	KBC Fin Products Int'l Ltd. - HSI R Bull CBBC Sep 2009 U	2009/03/05	2009/03/06
61674	SGA Societe Generale Acceptance N.V.-HS Bk R Bull CBBC Jul09A	2009/03/05	2009/03/06
62289	UBS AG - HSI R Bull CBBC Oct 2009 B	2009/03/05	2009/03/06
62306	Deutsche Bank AG - A50 China R Bear CBBC Aug 2009 D	2009/03/06	2009/03/09
62304	Deutsche Bank AG - HSI R Bull CBBC Sep 2009 C	2009/03/06	2009/03/09
62303	Deutsche Bank AG - HSI R Bull CBBC Sep 2009 E	2009/03/06	2009/03/09
62168	UBS AG - Cheung Kong R Bull CBBC Nov 2009 D	2009/03/06	2009/03/09
31902	UBS AG - CNOOC R Bear CBBC Mar 2009 D	2009/03/06	2009/03/10
60308	UBS AG - HS Bank R Bull CBBC Apr 2009 J	2009/03/06	2009/03/09
62270	UBS AG - HS Bank R Bull CBBC Dec 2009 C	2009/03/06	2009/03/09
62299	UBS AG - HSBC R Bull CBBC Sep 2009 H	2009/03/06	2009/03/09
62301	UBS AG - HSI R Bull CBBC Nov 2009 Y	2009/03/06	2009/03/09
31344	UBS AG - Petrochina R Bear CBBC Mar 2009 Q	2009/03/06	2009/03/10
31345	UBS AG - Petrochina R Bear CBBC Mar 2009 R	2009/03/06	2009/03/10
62338	ABN AMRO Bank N.V. - A50 China R Bear CBBC Jul 2009 E	2009/03/09	2009/03/10
61977	ABN AMRO Bank N.V. - China Mobile R Bull CBBC Aug 2009 A	2009/03/09	2009/03/10
60566	ABN AMRO Bank N.V. - DJIA R Bull CBBC Jun 2009 G	2009/03/09	2009/03/10
61816	ABN AMRO Bank N.V. - HSBC R Bull CBBC Jul 2009 D	2009/03/09	2009/03/10
62294	ABN AMRO Bank N.V. - HSI R Bull CBBC Aug 2009 E	2009/03/09	2009/03/10
62337	ABN AMRO Bank N.V. - HSI R Bull CBBC Aug 2009 G	2009/03/09	2009/03/10
60522	ABN AMRO Bank N.V. - HSI R Bull CBBC Jul 2009 H	2009/03/09	2009/03/10
61262	ABN AMRO Bank N.V. - HSI R Bull CBBC Jun 2009 D	2009/03/09	2009/03/10
60250	ABN AMRO Bank N.V. - HSI R Bull CBBC May 2009 C	2009/03/09	2009/03/10
61918	BNP Paribas Arbit Issu B.V. - HSI R Bull CBBC Dec 2009 Q	2009/03/09	2009/03/10
61549	BNP Paribas Arbit Issu B.V. - HSI R Bull CBBC Jan 2010 A	2009/03/09	2009/03/10
60528	BNP Paribas Arbit Issu B.V. - HSI R Bull CBBC Oct 2009 C	2009/03/09	2009/03/10
60412	CC Rabobank B.A. - HSI R Bull CBBC Jun 2009 G	2009/03/09	2009/03/10
62211	Deutsche Bank AG - HSBC R Bull CBBC Aug 2009 F	2009/03/09	2009/03/10
60468	Deutsche Bank AG - HSI R Bull CBBC Aug 2009 N	2009/03/09	2009/03/10
60206	Deutsche Bank AG - HSI R Bull CBBC Jul 2009 V	2009/03/09	2009/03/10
32287	Deutsche Bank AG - HSI R Bull CBBC Jun 2009 A	2009/03/09	2009/03/10
62343	Deutsche Bank AG - HSI R Bull CBBC Sep 2009 J	2009/03/09	2009/03/10
61938	Deutsche Bank AG - HSI R Bull CBBC Sep 2009 O	2009/03/09	2009/03/10
61202	Deutsche Bank AG - HSI R Bull CBBC Sep 2009 Y	2009/03/09	2009/03/10
60193	HK Bank - HSI R Bull CBBC Mar 2009 U	2009/03/09	2009/03/10
60292	HK Bank - HSI R Bull CBBC Mar 2009 V	2009/03/09	2009/03/10
60428	KBC Fin Products Int'l Ltd. - BOCL R Bear CBBC Mar 2009 A	2009/03/09	2009/03/11
60657	KBC Fin Products Int'l Ltd. - CC Bank R Bear CBBC Mar 2009 A	2009/03/09	2009/03/11
61771	KBC Fin Products Int'l Ltd. - HSBC R Bull CBBC Aug 2009 C	2009/03/09	2009/03/10
61156	KBC Fin Products Int'l Ltd. - HSI R Bull CBBC Jul 2009 G	2009/03/09	2009/03/10
60661	KBC Fin Products Int'l Ltd. - HSI R Bull CBBC Jun 2009 G	2009/03/09	2009/03/10
61122	KBC Fin Products Int'l Ltd. - HSI R Bull CBBC Jun 2009 U	2009/03/09	2009/03/10
60491	KBC Fin Products Int'l Ltd. - HSI R Bull CBBC Mar 2009 H	2009/03/09	2009/03/10
60257	KBC Fin Products Int'l Ltd. - HSI R Bull CBBC May 2009 K	2009/03/09	2009/03/10
62075	KBC Fin Products Int'l Ltd. - HSI R Bull CBBC Sep 2009 M	2009/03/09	2009/03/10
62321	KBC Fin Products Int'l Ltd. - HSI R Bull CBBC Sep 2009 O	2009/03/09	2009/03/10
62155	Macquarie Bank Ltd. - HSI R Bull CBBC Sep 2009 A	2009/03/09	2009/03/10
62309	SGA Societe Generale Acceptance N.V. -A50 R Bear CBBC Aug09H	2009/03/09	2009/03/10
60194	SGA Societe Generale Acceptance N.V. -HSI R Bull CBBC Apr09H	2009/03/09	2009/03/10
60691	SGA Societe Generale Acceptance N.V. -HSI R Bull CBBC Aug09B	2009/03/09	2009/03/10
61791	SGA Societe Generale Acceptance N.V. -HSI R Bull CBBC Aug09S	2009/03/09	2009/03/10
60202	SGA Societe Generale Acceptance N.V. -HSI R Bull CBBC Jun09B	2009/03/09	2009/03/10
60289	SGA Societe Generale Acceptance N.V. -HSI R Bull CBBC Mar09J	2009/03/09	2009/03/10
32280	SGA Societe Generale Acceptance N.V. -HSI R Bull CBBC May09I	2009/03/09	2009/03/10
61939	SGA Societe Generale Acceptance N.V.-CK(H) R Bull CBBC Aug09A	2009/03/09	2009/03/10
60091	UBS AG - HS Bank R Bull CBBC Apr 2009 H	2009/03/09	2009/03/10
62269	UBS AG - HS Bank R Bull CBBC Dec 2009 B	2009/03/09	2009/03/10
61749	UBS AG - HSBC R Bull CBBC Sep 2009 A	2009/03/09	2009/03/10
61750	UBS AG - HSBC R Bull CBBC Sep 2009 B	2009/03/09	2009/03/10
62330	UBS AG - HSCEI R Bear CBBC Sep 2009 I	2009/03/09	2009/03/10
62316	UBS AG - HSCEI R Bull CBBC Sep 2009 G	2009/03/09	2009/03/10
60244	UBS AG - HSI R Bull CBBC Aug 2009 E	2009/03/09	2009/03/10
60334	UBS AG - HSI R Bull CBBC Jul 2009 K	2009/03/09	2009/03/10
60131	UBS AG - HSI R Bull CBBC Jul 2009 R	2009/03/09	2009/03/10
60132	UBS AG - HSI R Bull CBBC Jul 2009 S	2009/03/09	2009/03/10
61662	UBS AG - HSI R Bull CBBC Nov 2009 E	2009/03/09	2009/03/10
62319	UBS AG - HSI R Bull CBBC Nov 2009 L	2009/03/09	2009/03/10
62318	UBS AG - HSI R Bull CBBC Nov 2009 Z	2009/03/09	2009/03/10
62317	UBS AG - HSI R Bull CBBC Oct 2009 E	2009/03/09	2009/03/10
60249	UBS AG - HSI R Bull CBBC Sep 2009 V	2009/03/09	2009/03/10
62385	UBS AG - HSBC R Bull CBBC Oct 2009 C	2009/03/10	2009/03/11
62360	UBS AG - HSI R Bull CBBC Nov 2009 N	2009/03/10	2009/03/11
62359	UBS AG - HSI R Bull CBBC Nov 2009 P	2009/03/10	2009/03/11
62341	Deutsche Bank AG - China Life R Bear CBBC Aug 2009 H	2009/03/11	2009/03/12
62369	Deutsche Bank AG - HKEx R Bear CBBC Jul 2009 T	2009/03/11	2009/03/12
62395	Deutsche Bank AG - HSI R Bear CBBC Nov 2009 T	2009/03/11	2009/03/12
62425	Deutsche Bank AG - HSI R Bull CBBC Nov 2009 U	2009/03/11	2009/03/12
62361	KBC Fin Products Int'l Ltd. - HSI R Bear CBBC Aug 2009 N	2009/03/11	2009/03/12
62394	KBC Fin Products Int'l Ltd. - HSI R Bear CBBC Aug 2009 V	2009/03/11	2009/03/12
62408	SGA Societe Generale Acceptance N.V.-CLife R Bear CBBC Oct09H	2009/03/11	2009/03/12
62407	SGA Societe Generale Acceptance N.V.-CNOOC R Bear CBBC Aug09C	2009/03/11	2009/03/12
62313	UBS AG - CNOOC R Bear CBBC Oct 2009 C	2009/03/11	2009/03/12



## List of expired CBBC, 2009 (continued)

Code	CBBC	Last trading date	Delisted date
62401	UBS AG - HKEx R Bear CBBC Oct 2009 C	2009/03/11	2009/03/12
62320	UBS AG - HSCEI R Bear CBBC Sep 2009 H	2009/03/11	2009/03/12
62379	UBS AG - HSI R Bear CBBC Nov 2009 Q	2009/03/11	2009/03/12
62424	Deutsche Bank AG - HSI R Bull CBBC Sep 2009 X	2009/03/12	2009/03/13
30594	Deutsche Bank AG - Nikkei 225 Index R Bear CBBC Mar 2009 B	2009/03/12	2009/03/16
62428	Macquarie Bank Ltd. - HSI R Bull CBBC Dec 2009 A	2009/03/12	2009/03/13
62339	ABN AMRO Bank N.V. - HSCEI R Bear CBBC Sep 2009 A	2009/03/13	2009/03/16
62399	ABN AMRO Bank N.V. - HSI R Bear CBBC Aug 2009 I	2009/03/13	2009/03/16
62445	BNP Paribas Arbit Issu B.V. - HSI R Bear CBBC Sep 2009 W	2009/03/13	2009/03/16
62161	Deutsche Bank AG - China Life R Bear CBBC Aug 2009 F	2009/03/13	2009/03/16
62347	Deutsche Bank AG - HSI R Bear CBBC Nov 2009 O	2009/03/13	2009/03/16
62447	Deutsche Bank AG - HSI R Bear CBBC Oct 2009 D	2009/03/13	2009/03/16
62345	Deutsche Bank AG - HSI R Bear CBBC Sep 2009 A	2009/03/13	2009/03/16
62449	Deutsche Bank AG - HSI R Bear CBBC Sep 2009 R	2009/03/13	2009/03/16
61529	KBC Fin Products Int'l Ltd. - BOCL R Bear CBBC Jul 2009 B	2009/03/13	2009/03/16
62334	KBC Fin Products Int'l Ltd. - Ch Life R Bear CBBC Aug 2009 E	2009/03/13	2009/03/16
62335	KBC Fin Products Int'l Ltd. - HKEx R Bear CBBC Sep 2009 B	2009/03/13	2009/03/16
62362	KBC Fin Products Int'l Ltd. - HSI R Bear CBBC Aug 2009 W	2009/03/13	2009/03/16
62322	KBC Fin Products Int'l Ltd. - HSI R Bear CBBC Aug 2009 Y	2009/03/13	2009/03/16
62363	KBC Fin Products Int'l Ltd. - HSI R Bear CBBC Oct 2009 Q	2009/03/13	2009/03/16
62409	SGA Societe Generale Acceptance N.V. -HSI R Bear CBBC Aug09A	2009/03/13	2009/03/16
62410	SGA Societe Generale Acceptance N.V. -HSI R Bear CBBC Sep09J	2009/03/13	2009/03/16
62217	SGA Societe Generale Acceptance N.V.-CLife R Bear CBBC Oct09E	2009/03/13	2009/03/16
30636	UBS AG - A50 China R Bear CBBC Mar 2009 E	2009/03/13	2009/03/17
30637	UBS AG - A50 China R Bear CBBC Mar 2009 F	2009/03/13	2009/03/17
30638	UBS AG - A50 China R Bear CBBC Mar 2009 G	2009/03/13	2009/03/17
30639	UBS AG - A50 China R Bear CBBC Mar 2009 H	2009/03/13	2009/03/17
30950	UBS AG - A50 China R Bear CBBC Mar 2009 M	2009/03/13	2009/03/17
30956	UBS AG - A50 China R Bear CBBC Mar 2009 O	2009/03/13	2009/03/17
30998	UBS AG - A50 China R Bear CBBC Mar 2009 Q	2009/03/13	2009/03/17
30808	UBS AG - China Life R Bear CBBC Mar 2009 I	2009/03/13	2009/03/17
30809	UBS AG - China Life R Bear CBBC Mar 2009 J	2009/03/13	2009/03/17
30879	UBS AG - China Life R Bear CBBC Mar 2009 K	2009/03/13	2009/03/17
62311	UBS AG - China Life R Bear CBBC Oct 2009 M	2009/03/13	2009/03/16
30455	UBS AG - China Mobile R Bear CBBC Mar 2009 D	2009/03/13	2009/03/17
30527	UBS AG - China Mobile R Bear CBBC Mar 2009 I	2009/03/13	2009/03/17
30810	UBS AG - China Mobile R Bear CBBC Mar 2009 L	2009/03/13	2009/03/17
30871	UBS AG - China Mobile R Bear CBBC Mar 2009 M	2009/03/13	2009/03/17
30949	UBS AG - China Mobile R Bear CBBC Mar 2009 O	2009/03/13	2009/03/17
30969	UBS AG - China Mobile R Bear CBBC Mar 2009 Q	2009/03/13	2009/03/17
30997	UBS AG - China Mobile R Bear CBBC Mar 2009 S	2009/03/13	2009/03/17
62170	UBS AG - CM Bank R Bear CBBC Sep 2009 B	2009/03/13	2009/03/16
31795	UBS AG - CNOOC R Bear CBBC Mar 2009 C	2009/03/13	2009/03/17
62283	UBS AG - HSCEI R Bear CBBC Aug 2009 M	2009/03/13	2009/03/16
62333	UBS AG - HSI R Bear CBBC Nov 2009 M	2009/03/13	2009/03/16
62331	UBS AG - HSI R Bear CBBC Sep 2009 M	2009/03/13	2009/03/16
30532	UBS AG - Petrochina R Bear CBBC Mar 2009 E	2009/03/13	2009/03/17
30533	UBS AG - Petrochina R Bear CBBC Mar 2009 F	2009/03/13	2009/03/17
30736	UBS AG - Petrochina R Bear CBBC Mar 2009 H	2009/03/13	2009/03/17
30939	UBS AG - Petrochina R Bear CBBC Mar 2009 L	2009/03/13	2009/03/17
31272	UBS AG - Petrochina R Bear CBBC Mar 2009 N	2009/03/13	2009/03/17
61642	UBS AG - Ping An R Bear CBBC Jul 2009 G	2009/03/13	2009/03/16
62146	ABN AMRO Bank N.V. - Ch Life R Bear CBBC Jul 2009 A	2009/03/16	2009/03/17
62426	ABN AMRO Bank N.V. - HSCEI R Bear CBBC Jul 2009 D	2009/03/16	2009/03/17
62340	ABN AMRO Bank N.V. - HSI R Bear CBBC Aug 2009 H	2009/03/16	2009/03/17
62488	ABN AMRO Bank N.V. - HSI R Bear CBBC Aug 2009 N	2009/03/16	2009/03/17
62489	ABN AMRO Bank N.V. - HSI R Bear CBBC Aug 2009 O	2009/03/16	2009/03/17
62400	ABN AMRO Bank N.V. - HSI R Bear CBBC Jul 2009 A	2009/03/16	2009/03/17
61922	BNP Paribas Arbit Issu B.V. - China Life R Bear CBBC Aug 09A	2009/03/16	2009/03/17
62452	BNP Paribas Arbit Issu B.V. - China Life R Bear CBBC Oct 09C	2009/03/16	2009/03/17
62465	BNP Paribas Arbit Issu B.V. - HSI R Bear CBBC Dec 2009 T	2009/03/16	2009/03/17
62446	BNP Paribas Arbit Issu B.V. - HSI R Bear CBBC Sep 2009 X	2009/03/16	2009/03/17
62451	BNP Paribas Arbit Issu B.V. - HSI R Bear CBBC Sep 2009 Y	2009/03/16	2009/03/17
61554	Deutsche Bank AG - China Life R Bear CBBC Aug 2009 X	2009/03/16	2009/03/17
61603	Deutsche Bank AG - China Life R Bear CBBC Aug 2009 Y	2009/03/16	2009/03/17
62440	Deutsche Bank AG - CNOOC R Bear CBBC Aug 2009 C	2009/03/16	2009/03/17
62329	Deutsche Bank AG - HKEx R Bear CBBC Jul 2009 S	2009/03/16	2009/03/17
62348	Deutsche Bank AG - HSI R Bear CBBC Nov 2009 P	2009/03/16	2009/03/17
62371	Deutsche Bank AG - HSI R Bear CBBC Nov 2009 S	2009/03/16	2009/03/17
62436	Deutsche Bank AG - HSI R Bear CBBC Oct 2009 A	2009/03/16	2009/03/17
62459	Deutsche Bank AG - HSI R Bear CBBC Oct 2009 H	2009/03/16	2009/03/17
62475	Deutsche Bank AG - HSI R Bear CBBC Oct 2009 O	2009/03/16	2009/03/17
62473	Deutsche Bank AG - HSI R Bear CBBC Oct 2009 T	2009/03/16	2009/03/17
62346	Deutsche Bank AG - HSI R Bear CBBC Sep 2009 B	2009/03/16	2009/03/17
62472	Deutsche Bank AG - HSI R Bear CBBC Sep 2009 E	2009/03/16	2009/03/17
62486	Goldman Sachs SP (Asia) - HSI R Bear CBBC Nov 2009 C	2009/03/16	2009/03/17
62357	HK Bank - HSI R Bear CBBC Jun 2009 G	2009/03/16	2009/03/17
62081	KBC Fin Products Int'l Ltd. - Ch Life R Bear CBBC Sep 2009 D	2009/03/16	2009/03/17
62372	KBC Fin Products Int'l Ltd. - Ch Mobile R Bear CBBC Aug 09 C	2009/03/16	2009/03/17
62466	KBC Fin Products Int'l Ltd. - HSI R Bear CBBC Aug 2009 O	2009/03/16	2009/03/17
62364	KBC Fin Products Int'l Ltd. - HSI R Bear CBBC Oct 2009 R	2009/03/16	2009/03/17
62365	KBC Fin Products Int'l Ltd. - HSI R Bear CBBC Oct 2009 S	2009/03/16	2009/03/17
62467	KBC Fin Products Int'l Ltd. - HSI R Bear CBBC Oct 2009 T	2009/03/16	2009/03/17
62468	KBC Fin Products Int'l Ltd. - HSI R Bear CBBC Oct 2009 U	2009/03/16	2009/03/17
62469	KBC Fin Products Int'l Ltd. - HSI R Bear CBBC Sep 2009 O	2009/03/16	2009/03/17
62324	KBC Fin Products Int'l Ltd. - HSI R Bear CBBC Sep 2009 T	2009/03/16	2009/03/17
62302	KBC Fin Products Int'l Ltd. - HSI R Bear CBBC Sep 2009 W	2009/03/16	2009/03/17

## List of expired CBBC, 2009 (continued)

Code	CBBC	Last trading date	Delisted date
30863	SGA Societe Generale Acceptance N.V. -A50 R Bear CBBC Mar09D	2009/03/16	2009/03/18
62180	SGA Societe Generale Acceptance N.V. -CCB R Bear CBBC Oct09A	2009/03/16	2009/03/17
62352	SGA Societe Generale Acceptance N.V. -HSI R Bear CBBC Aug09E	2009/03/16	2009/03/17
62355	SGA Societe Generale Acceptance N.V. -HSI R Bear CBBC Sep09I	2009/03/16	2009/03/17
61177	SGA Societe Generale Acceptance N.V.-COVS R Bear CBBC May09B	2009/03/16	2009/03/17
62414	SGA Societe Generale Acceptance N.V.-HKEx R Bear CBBC Sep09L	2009/03/16	2009/03/17
61632	SGA Societe Generale Acceptance N.V.-CLife R Bear CBBC Nov09B	2009/03/16	2009/03/17
61182	SGA Societe Generale Acceptance NV-PingAn R Bear CBBC Jul09D	2009/03/16	2009/03/17
61591	UBS AG - China Life R Bear CBBC Aug 2009 C	2009/03/16	2009/03/17
62138	UBS AG - China Life R Bear CBBC Oct 2009 C	2009/03/16	2009/03/17
62314	UBS AG - HKEx R Bear CBBC Sep 2009 E	2009/03/16	2009/03/17
62126	UBS AG - HSCEI R Bear CBBC Aug 2009 K	2009/03/16	2009/03/17
62477	UBS AG - HSI R Bear CBBC Nov 2009 E	2009/03/16	2009/03/17
62478	UBS AG - HSI R Bear CBBC Nov 2009 F	2009/03/16	2009/03/17
62479	UBS AG - HSI R Bear CBBC Nov 2009 L	2009/03/16	2009/03/17
62461	UBS AG - HSI R Bear CBBC Nov 2009 O	2009/03/16	2009/03/17
62380	UBS AG - HSI R Bear CBBC Nov 2009 R	2009/03/16	2009/03/17
62381	UBS AG - HSI R Bear CBBC Nov 2009 T	2009/03/16	2009/03/17
62462	UBS AG - HSI R Bear CBBC Nov 2009 U	2009/03/16	2009/03/17
62480	UBS AG - HSI R Bear CBBC Nov 2009 Y	2009/03/16	2009/03/17
62284	UBS AG - HSI R Bear CBBC Oct 2009 A	2009/03/16	2009/03/17
62476	UBS AG - HSI R Bear CBBC Oct 2009 E	2009/03/16	2009/03/17
62454	UBS AG - HSI R Bear CBBC Oct 2009 L	2009/03/16	2009/03/17
62332	UBS AG - HSI R Bear CBBC Sep 2009 R	2009/03/16	2009/03/17
62389	UBS AG - ICBC R Bear CBBC Oct 2009 B	2009/03/16	2009/03/17
62315	UBS AG - Petrochina R Bear CBBC Oct 2009 D	2009/03/16	2009/03/17
62214	ABN AMRO Bank N.V. - HSI R Bear CBBC Aug 2009 D	2009/03/17	2009/03/18
62234	BNP Paribas Arbit Issu B.V. - CC Bank R Bear CBBC Oct 2009 A	2009/03/17	2009/03/18
62434	BNP Paribas Arbit Issu B.V. - HSI R Bear CBBC Sep 2009 V	2009/03/17	2009/03/18
62431	CC Rabobank B.A. - HSI R Bear CBBC Nov 2009 A	2009/03/17	2009/03/18
62147	Deutsche Bank AG - HSI R Bear CBBC Nov 2009 G	2009/03/17	2009/03/18
62293	Deutsche Bank AG - HSI R Bear CBBC Nov 2009 M	2009/03/17	2009/03/18
62516	Deutsche Bank AG - HSI R Bear CBBC Oct 2009 V	2009/03/17	2009/03/18
62507	Deutsche Bank AG - HSI R Bear CBBC Sep 2009 O	2009/03/17	2009/03/18
62370	Deutsche Bank AG - HSI R Bear CBBC Sep 2009 W	2009/03/17	2009/03/18
62508	Deutsche Bank AG - HSI R Bear CBBC Sep 2009 Y	2009/03/17	2009/03/18
62150	HK Bank - HSI R Bear CBBC Aug 2009 K	2009/03/17	2009/03/18
60726	KBC Fin Products Int'l Ltd. - China Life R Bull CBBC Mar 09D	2009/03/17	2009/03/19
62323	KBC Fin Products Int'l Ltd. - HSI R Bear CBBC Aug 2009 Z	2009/03/17	2009/03/18
62325	KBC Fin Products Int'l Ltd. - HSI R Bear CBBC Sep 2009 V	2009/03/17	2009/03/18
62353	Macquarie Bank Ltd. - HSI R Bear CBBC Sep 2009 D	2009/03/17	2009/03/18
62496	Macquarie Bank Ltd. - HSI R Bear CBBC Sep 2009 F	2009/03/17	2009/03/18
62499	SGA Societe Generale Acceptance N.V. -HSI R Bear CBBC Aug09R	2009/03/17	2009/03/18
62498	SGA Societe Generale Acceptance N.V. -HSI R Bear CBBC Aug09T	2009/03/17	2009/03/18
62218	SGA Societe Generale Acceptance N.V. -HSI R Bear CBBC Aug09X	2009/03/17	2009/03/18
62500	SGA Societe Generale Acceptance N.V. -HSI R Bear CBBC Sep09M	2009/03/17	2009/03/18
62501	SGA Societe Generale Acceptance N.V. -HSI R Bear CBBC Sep09N	2009/03/17	2009/03/18
62167	UBS AG - BankComm R Bear CBBC Oct 2009 B	2009/03/17	2009/03/18
61936	UBS AG - BOCL R Bear CBBC Sep 2009 B	2009/03/17	2009/03/18
61540	UBS AG - CC Bank R Bear CBBC Jul 2009 B	2009/03/17	2009/03/18
62141	UBS AG - CNOOC R Bear CBBC Oct 2009 B	2009/03/17	2009/03/18
62001	UBS AG - HSCEI R Bear CBBC Sep 2009 B	2009/03/17	2009/03/18
62382	UBS AG - HSI R Bear CBBC Nov 2009 S	2009/03/17	2009/03/18
62157	UBS AG - HSI R Bear CBBC Nov 2009 V	2009/03/17	2009/03/18
62285	UBS AG - HSI R Bear CBBC Oct 2009 H	2009/03/17	2009/03/18
62260	UBS AG - HSI R Bear CBBC Oct 2009 Z	2009/03/17	2009/03/18
31786	ABN AMRO Bank N.V. - NQ100 R Bear CBBC Mar 2009 B	2009/03/18	2009/03/20
62523	CC Rabobank B.A. - HSI R Bear CBBC Sep 2009 D	2009/03/18	2009/03/19
62521	CC Rabobank B.A. - Sinopec Corp R Bear CBBC May 2010 B	2009/03/18	2009/03/19
62535	KBC Fin Products Int'l Ltd. - HSI R Bear CBBC Aug 2009 V	2009/03/18	2009/03/19
62524	UBS AG - HSCEI R Bear CBBC Oct 2009 B	2009/03/18	2009/03/19
62525	UBS AG - HSI R Bear CBBC Nov 2009 P	2009/03/18	2009/03/19
31041	ABN AMRO Bank N.V. - DJIA R Bear CBBC Mar 2009 C	2009/03/19	2009/03/23
31771	ABN AMRO Bank N.V. - DJIA R Bear CBBC Mar 2009 E	2009/03/19	2009/03/23
32102	ABN AMRO Bank N.V. - DJIA R Bear CBBC Mar 2009 H	2009/03/19	2009/03/23
62216	ABN AMRO Bank N.V. - DJIA R Bear CBBC Sep 2009 B	2009/03/19	2009/03/20
62538	ABN AMRO Bank N.V. - HSI R Bear CBBC Aug 2009 P	2009/03/19	2009/03/20
62455	BNP Paribas Arbit Issu B.V. - HKEx R Bear CBBC Oct 2009 E	2009/03/19	2009/03/20
62568	BNP Paribas Arbit Issu B.V. - HSBC R Bear CBBC Oct 2009 C	2009/03/19	2009/03/20
62569	BNP Paribas Arbit Issu B.V. - HSBC R Bear CBBC Oct 2009 D	2009/03/19	2009/03/20
62562	BNP Paribas Arbit Issu B.V. - HSI R Bear CBBC Sep 2009 Z	2009/03/19	2009/03/20
62166	Deutsche Bank AG - A50 China R Bear CBBC Aug 2009 C	2009/03/19	2009/03/20
62545	Deutsche Bank AG - HSBC R Bear CBBC Sep 2009 C	2009/03/19	2009/03/20
62555	KBC Fin Products Int'l Ltd. - HSBC R Bear CBBC Oct 2009 C	2009/03/19	2009/03/20
62553	KBC Fin Products Int'l Ltd. - HSI R Bear CBBC Oct 2009 Z	2009/03/19	2009/03/20
62356	SGA Societe Generale Acceptance N.V.-HKEx R Bear CBBC Sep09K	2009/03/19	2009/03/20
32002	SGA Societe Generale Acceptance N.V.-CLife R Bear CBBC Mar09C	2009/03/19	2009/03/23
32003	SGA Societe Generale Acceptance N.V.-CLife R Bear CBBC Mar09D	2009/03/19	2009/03/23
62296	SGA Societe Generale Acceptance N.V.-CNOOC R Bear CBBC Aug09B	2009/03/19	2009/03/20
62556	UBS AG - HSBC R Bear CBBC Oct 2009 L	2009/03/19	2009/03/20
62557	UBS AG - HSBC R Bear CBBC Oct 2009 M	2009/03/19	2009/03/20
62558	UBS AG - HSBC R Bear CBBC Oct 2009 N	2009/03/19	2009/03/20
62602	Deutsche Bank AG - HSI R Bear CBBC Nov 2009 I	2009/03/20	2009/03/23
62441	Deutsche Bank AG - Petrochina R Bear CBBC Aug 2009 B	2009/03/20	2009/03/23
62595	KBC Fin Products Int'l Ltd. - HSI R Bear CBBC Aug 2009 Y	2009/03/20	2009/03/23
62586	KBC Fin Products Int'l Ltd. - HSI R Bear CBBC Oct 2009 M	2009/03/20	2009/03/23
31059	UBS AG - A50 China R Bear CBBC Mar 2009 S	2009/03/20	2009/03/24

## List of expired CBBC, 2009 (continued)

Code	CBBC	Last trading date	Delisted date
31200	UBS AG - A50 China R Bear CBBC Mar 2009 V	2009/03/20	2009/03/24
31258	UBS AG - CC Bank R Bear CBBC Mar 2009 B	2009/03/20	2009/03/24
31201	UBS AG - Cheung Kong R Bear CBBC Mar 2009 B	2009/03/20	2009/03/24
31164	UBS AG - China Mobile R Bear CBBC Mar 2009 V	2009/03/20	2009/03/24
31191	UBS AG - China Mobile R Bear CBBC Mar 2009 X	2009/03/20	2009/03/24
31263	UBS AG - China Mobile R Bear CBBC Mar 2009 Z	2009/03/20	2009/03/24
31264	UBS AG - China Shenhua R Bear CBBC Mar 2009 B	2009/03/20	2009/03/24
31202	UBS AG - CM Bank R Bear CBBC Mar 2009 C	2009/03/20	2009/03/24
31266	UBS AG - CNOOC R Bear CBBC Mar 2009 B	2009/03/20	2009/03/24
31012	UBS AG - HKEx R Bear CBBC Mar 2009 F	2009/03/20	2009/03/24
31267	UBS AG - HKEx R Bear CBBC Mar 2009 G	2009/03/20	2009/03/24
31069	UBS AG - HSBC R Bear CBBC Mar 2009 E	2009/03/20	2009/03/24
31070	UBS AG - HSBC R Bear CBBC Mar 2009 F	2009/03/20	2009/03/24
31269	UBS AG - Hutchison R Bear CBBC Mar 2009 B	2009/03/20	2009/03/24
31205	UBS AG - SHK Ppt R Bear CBBC Mar 2009 B	2009/03/20	2009/03/24
62202	ABN AMRO Bank N.V. - A50 China R Bear CBBC Jul 2009 D	2009/03/23	2009/03/24
62650	ABN AMRO Bank N.V. - HSI R Bear CBBC Aug 2009 T	2009/03/23	2009/03/24
62412	Barclays Bank plc - HSI R Bear CBBC Sep 2009 A	2009/03/23	2009/03/24
62230	BNP Paribas Arbit Issu B.V. - HSI R Bear CBBC Sep 2009 S	2009/03/23	2009/03/24
62522	CC Rabobank B.A. - HSCEI R Bear CBBC Dec 2009 B	2009/03/23	2009/03/24
62148	Deutsche Bank AG - HSI R Bear CBBC Nov 2009 H	2009/03/23	2009/03/24
62603	Deutsche Bank AG - HSI R Bear CBBC Nov 2009 J	2009/03/23	2009/03/24
62448	Deutsche Bank AG - HSI R Bear CBBC Oct 2009 G	2009/03/23	2009/03/24
62103	HK Bank - A50 R Bear CBBC Aug 2009 C	2009/03/23	2009/03/24
61950	KBC Fin Products Int'l Ltd. - HSCEI R Bear CBBC Jul 2009 B	2009/03/23	2009/03/24
62092	KBC Fin Products Int'l Ltd. - HSI R Bear CBBC Aug 2009 T	2009/03/23	2009/03/24
62587	KBC Fin Products Int'l Ltd. - HSI R Bear CBBC Oct 2009 L	2009/03/23	2009/03/24
62613	KBC Fin Products Int'l Ltd. - HSI R Bear CBBC Oct 2009 Q	2009/03/23	2009/03/24
62093	KBC Fin Products Int'l Ltd. - HSI R Bear CBBC Sep 2009 N	2009/03/23	2009/03/24
62612	KBC Fin Products Int'l Ltd. - HSI R Bear CBBC Sep 2009 O	2009/03/23	2009/03/24
62624	KBC Fin Products Int'l Ltd. - HSI R Bear CBBC Sep 2009 T	2009/03/23	2009/03/24
62220	SGA Societe Generale Acceptance N.V. -HSI R Bear CBBC Sep09F	2009/03/23	2009/03/24
62539	SGA Societe Generale Acceptance N.V-CK(H) R Bear CBBC Oct09B	2009/03/23	2009/03/24
62573	SGA Societe Generale Acceptance N.V-CLife R Bear CBBC Oct09J	2009/03/23	2009/03/24
61636	SGA Societe Generale Acceptance N.V-CNOOC R Bear CBBC Jul09R	2009/03/23	2009/03/24
62310	SGA Societe Generale Acceptance N.V-PetCh R Bear CBBC Oct09H	2009/03/23	2009/03/24
62576	SGA Societe Generale Acceptance N.V-SHK P R Bear CBBC Oct09A	2009/03/23	2009/03/24
62177	UBS AG - A50 China R Bear CBBC Nov 2009 G	2009/03/23	2009/03/24
62626	UBS AG - China Mobile R Bull CBBC Oct 2009 E	2009/03/23	2009/03/24
61594	UBS AG - CNOOC R Bear CBBC Jul 2009 M	2009/03/23	2009/03/24
62142	UBS AG - HKEx R Bear CBBC Sep 2009 D	2009/03/23	2009/03/24
62095	UBS AG - HSI R Bear CBBC Aug 2009 G	2009/03/23	2009/03/24
62630	UBS AG - HSI R Bear CBBC Oct 2009 A	2009/03/23	2009/03/24
62259	UBS AG - HSI R Bear CBBC Oct 2009 R	2009/03/23	2009/03/24
62629	UBS AG - HSI R Bear CBBC Sep 2009 R	2009/03/23	2009/03/24
62143	UBS AG - Petrochina R Bear CBBC Oct 2009 C	2009/03/23	2009/03/24
61964	UBS AG - SHK Ppt R Bear CBBC Oct 2009 C	2009/03/23	2009/03/24
62028	ABN AMRO Bank N.V. - Ch Life R Bear CBBC Aug 2009 B	2009/03/24	2009/03/25
62567	ABN AMRO Bank N.V. - HSBC R Bear CBBC Sep 2009 B	2009/03/24	2009/03/25
62145	ABN AMRO Bank N.V. - HSI R Bear CBBC Aug 2009 B	2009/03/24	2009/03/25
62203	ABN AMRO Bank N.V. - HSI R Bear CBBC Aug 2009 C	2009/03/24	2009/03/25
62298	ABN AMRO Bank N.V. - HSI R Bear CBBC Aug 2009 F	2009/03/24	2009/03/25
62651	ABN AMRO Bank N.V. - HSI R Bear CBBC Aug 2009 U	2009/03/24	2009/03/25
61984	ABN AMRO Bank N.V. - HSI R Bear CBBC Jul 2009 W	2009/03/24	2009/03/25
62563	BNP Paribas Arbit Issu B.V. - A50 R Bear CBBC Nov 2009 D	2009/03/24	2009/03/25
62674	BNP Paribas Arbit Issu B.V. - Ch Life R Bear CBBC Oct 2009 E	2009/03/24	2009/03/25
62673	BNP Paribas Arbit Issu B.V. - HKEx R Bear CBBC Nov 2009 B	2009/03/24	2009/03/25
61780	BNP Paribas Arbit Issu B.V. - HSCEI R Bear CBBC Jul 2009 A	2009/03/24	2009/03/25
62089	BNP Paribas Arbit Issu B.V. - HSI R Bear CBBC Nov 2009 R	2009/03/24	2009/03/25
62091	BNP Paribas Arbit Issu B.V. - HSI R Bear CBBC Oct 2009 J	2009/03/24	2009/03/25
62675	BNP Paribas Arbit Issu B.V. - HSI R Bear CBBC Sep 2009 C	2009/03/24	2009/03/25
62231	BNP Paribas Arbit Issu B.V. - HSI R Bear CBBC Sep 2009 T	2009/03/24	2009/03/25
62432	CC Rabobank B.A. - HSI R Bear CBBC Nov 2009 B	2009/03/24	2009/03/25
60881	Deutsche Bank AG - A50 China R Bear CBBC Jun 2009 F	2009/03/24	2009/03/25
61010	Deutsche Bank AG - China Life R Bear CBBC Aug 2009 N	2009/03/24	2009/03/25
62722	Deutsche Bank AG - China Life R Bear CBBC Aug 2009 W	2009/03/24	2009/03/25
61571	Deutsche Bank AG - CNOOC R Bear CBBC Jul 2009 J	2009/03/24	2009/03/25
61604	Deutsche Bank AG - CNOOC R Bear CBBC Jul 2009 K	2009/03/24	2009/03/25
62724	Deutsche Bank AG - HKEx R Bear CBBC Aug 2009 D	2009/03/24	2009/03/25
62164	Deutsche Bank AG - HKEx R Bear CBBC Jul 2009 R	2009/03/24	2009/03/25
62088	Deutsche Bank AG - HSI R Bear CBBC Nov 2009 D	2009/03/24	2009/03/25
62097	Deutsche Bank AG - HSI R Bear CBBC Nov 2009 E	2009/03/24	2009/03/25
62460	Deutsche Bank AG - HSI R Bear CBBC Oct 2009 R	2009/03/24	2009/03/25
62509	Deutsche Bank AG - HSI R Bear CBBC Oct 2009 Y	2009/03/24	2009/03/25
62292	Deutsche Bank AG - HSI R Bear CBBC Oct 2009 Z	2009/03/24	2009/03/25
62307	Deutsche Bank AG - HSI R Bear CBBC Sep 2009 D	2009/03/24	2009/03/25
62487	Goldman Sachs SP (Asia) - HSI R Bear CBBC Nov 2009 D	2009/03/24	2009/03/25
62151	HK Bank - HSI R Bear CBBC Aug 2009 L	2009/03/24	2009/03/25
61359	KBC Fin Products Int'l Ltd. - Ch Life R Bear CBBC Apr 2009 B	2009/03/24	2009/03/25
61566	KBC Fin Products Int'l Ltd. - Ch Life R Bear CBBC Jul 2009 C	2009/03/24	2009/03/25
61568	KBC Fin Products Int'l Ltd. - CNOOC R Bear CBBC Jun 2009 A	2009/03/24	2009/03/25
61814	KBC Fin Products Int'l Ltd. - HKEx R Bear CBBC Jul 2009 A	2009/03/24	2009/03/25
62701	KBC Fin Products Int'l Ltd. - HKEx R Bear CBBC Oct 2009 B	2009/03/24	2009/03/25
62374	KBC Fin Products Int'l Ltd. - HSBC R Bear CBBC Aug 2009 D	2009/03/24	2009/03/25
62704	KBC Fin Products Int'l Ltd. - HSBC R Bear CBBC Nov 2009 C	2009/03/24	2009/03/25
62006	KBC Fin Products Int'l Ltd. - HSI R Bear CBBC Aug 2009 P	2009/03/24	2009/03/25
62109	KBC Fin Products Int'l Ltd. - HSI R Bear CBBC Aug 2009 U	2009/03/24	2009/03/25



## List of expired CBBC, 2009 (continued)

Code	CBBC	Last trading date	Delisted date
61992	KBC Fin Products Int'l Ltd. - HSI R Bear CBBC Oct 2009 E	2009/03/24	2009/03/25
62554	KBC Fin Products Int'l Ltd. - HSI R Bear CBBC Oct 2009 I	2009/03/24	2009/03/25
62094	KBC Fin Products Int'l Ltd. - HSI R Bear CBBC Oct 2009 K	2009/03/24	2009/03/25
62682	KBC Fin Products Int'l Ltd. - HSI R Bear CBBC Sep 2009 V	2009/03/24	2009/03/25
62016	KBC Fin Products Int'l Ltd. - SHK Ppt R Bear CBBC Sep 2009 B	2009/03/24	2009/03/25
62160	Macquarie Bank Ltd. - HSI R Bear CBBC Sep 2009 B	2009/03/24	2009/03/25
32245	SGA Societe Generale Acceptance N.V. -A50 R Bear CBBC Apr09D	2009/03/24	2009/03/25
62514	SGA Societe Generale Acceptance N.V. -A50 R Bear CBBC Oct09A	2009/03/24	2009/03/25
62219	SGA Societe Generale Acceptance N.V. -HSI R Bear CBBC Aug09C	2009/03/24	2009/03/25
62221	SGA Societe Generale Acceptance N.V. -HSI R Bear CBBC Sep09G	2009/03/24	2009/03/25
62653	SGA Societe Generale Acceptance N.V. -HSI R Bear CBBC Sep09T	2009/03/24	2009/03/25
62100	SGA Societe Generale Acceptance N.V.-HKEx R Bear CBBC Sep09I	2009/03/24	2009/03/25
62665	SGA Societe Generale Acceptance N.V.-HSBC R Bear CBBC Oct09I	2009/03/24	2009/03/25
62577	SGA Societe Generale Acceptance NV-PingAn R Bear CBBC Sep09A	2009/03/24	2009/03/25
62175	UBS AG - Cheung Kong R Bear CBBC Nov 2009 E	2009/03/24	2009/03/25
61541	UBS AG - China Life R Bear CBBC Aug 2009 B	2009/03/24	2009/03/25
62245	UBS AG - China Shenhua R Bear CBBC Oct 2009 C	2009/03/24	2009/03/25
62139	UBS AG - CM Bank R Bear CBBC Sep 2009 A	2009/03/24	2009/03/25
61544	UBS AG - CNOOC R Bear CBBC Jul 2009 L	2009/03/24	2009/03/25
61696	UBS AG - HKEx R Bear CBBC Jul 2009 E	2009/03/24	2009/03/25
62391	UBS AG - HSBC R Bear CBBC Oct 2009 D	2009/03/24	2009/03/25
62559	UBS AG - HSBC R Bear CBBC Oct 2009 O	2009/03/24	2009/03/25
61427	UBS AG - HSCEI R Bear CBBC Jul 2009 M	2009/03/24	2009/03/25
62714	UBS AG - HSCEI R Bear CBBC Oct 2009 F	2009/03/24	2009/03/25
62085	UBS AG - HSI R Bear CBBC Aug 2009 F	2009/03/24	2009/03/25
62158	UBS AG - HSI R Bear CBBC Nov 2009 W	2009/03/24	2009/03/25
62159	UBS AG - HSI R Bear CBBC Nov 2009 X	2009/03/24	2009/03/25
62127	UBS AG - HSI R Bear CBBC Oct 2009 F	2009/03/24	2009/03/25
62715	UBS AG - HSI R Bear CBBC Oct 2009 H	2009/03/24	2009/03/25
62037	UBS AG - HSI R Bear CBBC Oct 2009 J	2009/03/24	2009/03/25
62077	UBS AG - HSI R Bear CBBC Sep 2009 X	2009/03/24	2009/03/25
31978	UBS AG - Ping An R Bear CBBC Apr 2009 C	2009/03/24	2009/03/25
62171	UBS AG - Sinopec Corp R Bear CBBC Oct 2009 A	2009/03/24	2009/03/25
62756	Deutsche Bank AG - HSI R Bear CBBC Oct 2009 H	2009/03/25	2009/03/26
61844	Deutsche Bank AG - Petrochina R Bear CBBC Jul 2009 E	2009/03/25	2009/03/26
62439	Deutsche Bank AG - Sinopec Corp R Bear CBBC Aug 2009 E	2009/03/25	2009/03/26
62747	Goldman Sachs SP (Asia) - HSI R Bear CBBC Sep 2009 G	2009/03/25	2009/03/26
62737	KBC Fin Products Int'l Ltd. - Ch Life R Bear CBBC Sep 2009 G	2009/03/25	2009/03/26
62738	KBC Fin Products Int'l Ltd. - HSCEI R Bear CBBC Sep 2009 F	2009/03/25	2009/03/26
62726	Macquarie Bank Ltd. - HSI R Bear CBBC Sep 2009 H	2009/03/25	2009/03/26
62758	UBS AG - HSI R Bear CBBC Jul 2009 M	2009/03/25	2009/03/26
62759	UBS AG - HSI R Bear CBBC Jul 2009 N	2009/03/25	2009/03/26
62760	UBS AG - HSI R Bear CBBC Jul 2009 T	2009/03/25	2009/03/26
61820	ABN AMRO Bank N.V. - HSCEI R Bear CBBC Jun 2009 H	2009/03/26	2009/03/27
62652	ABN AMRO Bank N.V. - HSI R Bear CBBC Aug 2009 V	2009/03/26	2009/03/27
61785	ABN AMRO Bank N.V. - HSI R Bear CBBC Jun 2009 H	2009/03/26	2009/03/27
62215	ABN AMRO Bank N.V. - Nikkei 225 R Bear CBBC Sep 2009 A	2009/03/26	2009/03/27
62453	BNP Paribas Arbit Issu B.V. - Ch Mob R Bear CBBC Oct 2009 C	2009/03/26	2009/03/27
61928	BNP Paribas Arbit Issu B.V. - HKEx R Bear CBBC Aug 2009 B	2009/03/26	2009/03/27
62778	BNP Paribas Arbit Issu B.V. - HSI R Bear CBBC Sep 2009 B	2009/03/26	2009/03/27
62779	BNP Paribas Arbit Issu B.V. - HSI R Bear CBBC Sep 2009 E	2009/03/26	2009/03/27
61724	BNP Paribas Arbit Issu B.V. - HSI R Bear CBBC Sep 2009 Q	2009/03/26	2009/03/27
62210	CC Rabobank B.A. - HSI R Bear CBBC Sep 2009 B	2009/03/26	2009/03/27
61570	Deutsche Bank AG - CC Bank R Bear CBBC Jul 2009 G	2009/03/26	2009/03/27
61602	Deutsche Bank AG - CC Bank R Bear CBBC Jul 2009 H	2009/03/26	2009/03/27
61709	Deutsche Bank AG - HKEx R Bear CBBC Jul 2009 P	2009/03/26	2009/03/27
62257	Deutsche Bank AG - HSI R Bear CBBC Nov 2009 L	2009/03/26	2009/03/27
62621	Deutsche Bank AG - HSI R Bear CBBC Nov 2009 U	2009/03/26	2009/03/27
61600	Deutsche Bank AG - HSI R Bear CBBC Oct 2009 M	2009/03/26	2009/03/27
62308	Deutsche Bank AG - HSI R Bear CBBC Sep 2009 H	2009/03/26	2009/03/27
62773	HK Bank - HSI R Bear CBBC Oct 2009 F	2009/03/26	2009/03/27
62702	KBC Fin Products Int'l Ltd. - HKEx R Bear CBBC Sep 2009 C	2009/03/26	2009/03/27
61623	KBC Fin Products Int'l Ltd. - HSCEI R Bear CBBC Aug 2009 A	2009/03/26	2009/03/27
61585	KBC Fin Products Int'l Ltd. - HSI R Bear CBBC Aug 2009 L	2009/03/26	2009/03/27
62790	KBC Fin Products Int'l Ltd. - HSI R Bear CBBC Jul 2009 T	2009/03/26	2009/03/27
61993	KBC Fin Products Int'l Ltd. - HSI R Bear CBBC Oct 2009 F	2009/03/26	2009/03/27
62689	KBC Fin Products Int'l Ltd. - HSI R Bear CBBC Oct 2009 U	2009/03/26	2009/03/27
61534	KBC Fin Products Int'l Ltd. - ICBC R Bear CBBC Jul 2009 E	2009/03/26	2009/03/27
61680	SGA Societe Generale Acceptance N.V. -HSI R Bear CBBC Jul09Z	2009/03/26	2009/03/27
61949	SGA Societe Generale Acceptance N.V. -HSI R Bear CBBC Sep09A	2009/03/26	2009/03/27
61996	SGA Societe Generale Acceptance N.V.-BOCL R Bear CBBC Oct09A	2009/03/26	2009/03/27
61831	SGA Societe Generale Acceptance N.V.-CMB R Bear CBBC Aug 09A	2009/03/26	2009/03/27
32232	SGA Societe Generale Acceptance N.V.-CMob R Bull CBBC Mar09A	2009/03/26	2009/03/30
62574	SGA Societe Generale Acceptance N.V.-ICBC R Bear CBBC Sep09B	2009/03/26	2009/03/27
61292	SGA Societe Generale Acceptance N.V.-CLife R Bear CBBC Jun09B	2009/03/26	2009/03/27
61832	SGA Societe Generale Acceptance N.V.-CP&CC R Bear CBBC Sep09A	2009/03/26	2009/03/27
61637	UBS AG - BankComm R Bear CBBC Aug 2009 I	2009/03/26	2009/03/27
61428	UBS AG - HSCEI R Bear CBBC Jul 2009 N	2009/03/26	2009/03/27
61462	UBS AG - HSCEI R Bear CBBC Jul 2009 P	2009/03/26	2009/03/27
62761	UBS AG - HSI R Bear CBBC Jul 2009 U	2009/03/26	2009/03/27
61667	UBS AG - HSI R Bear CBBC Nov 2009 G	2009/03/26	2009/03/27
61729	UBS AG - HSI R Bear CBBC Oct 2009 O	2009/03/26	2009/03/27
61641	UBS AG - ICBC R Bear CBBC Aug 2009 C	2009/03/26	2009/03/27
62783	UBS AG - Ping An R Bear CBBC Oct 2009 E	2009/03/26	2009/03/27
61640	UBS AG - Sinopec Corp R Bear CBBC Aug 2009 J	2009/03/26	2009/03/27
62543	ABN AMRO Bank N.V. - A50 China R Bear CBBC Aug 2009 E	2009/03/27	2009/03/30
31103	ABN AMRO Bank N.V. - HSCEI R Bear CBBC Mar 2009 E	2009/03/27	2009/03/31

## List of expired CBBC, 2009 (continued)

Code	CBBC	Last trading date	Delisted date
31104	ABN AMRO Bank N.V. - HSCEI R Bear CBBC Mar 2009 F	2009/03/27	2009/03/31
31031	ABN AMRO Bank N.V. - HSI R Bear CBBC Mar 2009 A	2009/03/27	2009/03/31
31032	ABN AMRO Bank N.V. - HSI R Bear CBBC Mar 2009 B	2009/03/27	2009/03/31
31034	ABN AMRO Bank N.V. - HSI R Bear CBBC Mar 2009 C	2009/03/27	2009/03/31
31065	ABN AMRO Bank N.V. - HSI R Bear CBBC Mar 2009 E	2009/03/27	2009/03/31
31096	ABN AMRO Bank N.V. - HSI R Bear CBBC Mar 2009 H	2009/03/27	2009/03/31
31208	ABN AMRO Bank N.V. - HSI R Bear CBBC Mar 2009 K	2009/03/27	2009/03/31
31209	ABN AMRO Bank N.V. - HSI R Bear CBBC Mar 2009 L	2009/03/27	2009/03/31
31290	ABN AMRO Bank N.V. - HSI R Bear CBBC Mar 2009 O	2009/03/27	2009/03/31
62720	BNP Paribas Arbit Issu B.V. - CC Bank R Bear CBBC Nov 2009 B	2009/03/27	2009/03/30
30327	BNP Paribas Arbit Issu B.V. - HSI R Bear CBBC Mar 2009 B	2009/03/27	2009/03/31
30819	BNP Paribas Arbit Issu B.V. - HSI R Bear CBBC Mar 2009 F	2009/03/27	2009/03/31
31049	BNP Paribas Arbit Issu B.V. - HSI R Bear CBBC Mar 2009 G	2009/03/27	2009/03/31
62232	BNP Paribas Arbit Issu B.V. - HSI R Bear CBBC Sep 2009 U	2009/03/27	2009/03/30
62797	CC Rabobank B.A. - HSCEI R Bear CBBC Dec 2009 D	2009/03/27	2009/03/30
31064	CC Rabobank B.A. - HSI R Bear CBBC Mar 2009 A	2009/03/27	2009/03/31
31066	CC Rabobank B.A. - HSI R Bear CBBC Mar 2009 B	2009/03/27	2009/03/31
31067	CC Rabobank B.A. - HSI R Bear CBBC Mar 2009 C	2009/03/27	2009/03/31
31301	Deutsche Bank AG - A50 China R Bear CBBC Mar 2009 B	2009/03/27	2009/03/31
30981	Deutsche Bank AG - HSCEI R Bear CBBC Mar 2009 B	2009/03/27	2009/03/31
31298	Deutsche Bank AG - HSCEI R Bear CBBC Mar 2009 E	2009/03/27	2009/03/31
30259	Deutsche Bank AG - HSI R Bear CBBC Mar 2009 A	2009/03/27	2009/03/31
30313	Deutsche Bank AG - HSI R Bear CBBC Mar 2009 C	2009/03/27	2009/03/31
30368	Deutsche Bank AG - HSI R Bear CBBC Mar 2009 F	2009/03/27	2009/03/31
30369	Deutsche Bank AG - HSI R Bear CBBC Mar 2009 G	2009/03/27	2009/03/31
30403	Deutsche Bank AG - HSI R Bear CBBC Mar 2009 J	2009/03/27	2009/03/31
31158	Deutsche Bank AG - HSI R Bear CBBC Mar 2009 L	2009/03/27	2009/03/31
31173	Deutsche Bank AG - HSI R Bear CBBC Mar 2009 O	2009/03/27	2009/03/31
30948	Deutsche Bank AG - HSI R Bear CBBC Mar 2009 Q	2009/03/27	2009/03/31
30978	Deutsche Bank AG - HSI R Bear CBBC Mar 2009 R	2009/03/27	2009/03/31
30979	Deutsche Bank AG - HSI R Bear CBBC Mar 2009 S	2009/03/27	2009/03/31
31157	Deutsche Bank AG - HSI R Bear CBBC Mar 2009 U	2009/03/27	2009/03/31
62801	Deutsche Bank AG - HSI R Bear CBBC Nov 2009 G	2009/03/27	2009/03/30
62798	Deutsche Bank AG - HSI R Bear CBBC Nov 2009 P	2009/03/27	2009/03/30
62800	Deutsche Bank AG - HSI R Bear CBBC Nov 2009 S	2009/03/27	2009/03/30
61628	Deutsche Bank AG - HSI R Bear CBBC Oct 2009 P	2009/03/27	2009/03/30
62305	Deutsche Bank AG - ICBC R Bear CBBC Aug 2009 F	2009/03/27	2009/03/30
30918	Goldman Sachs SP (Asia) - HSI R Bear CBBC Mar 2009 L	2009/03/27	2009/03/31
61734	Goldman Sachs SP (Asia) - HSI R Bear CBBC Sep 2009 C	2009/03/27	2009/03/30
31559	HK Bank - HSI R Bear CBBC Mar 2009 D	2009/03/27	2009/03/31
31880	HK Bank - HSI R Bear CBBC Mar 2009 E	2009/03/27	2009/03/31
31881	HK Bank - HSI R Bear CBBC Mar 2009 F	2009/03/27	2009/03/31
32061	HK Bank - HSI R Bear CBBC Mar 2009 J	2009/03/27	2009/03/31
32062	HK Bank - HSI R Bear CBBC Mar 2009 K	2009/03/27	2009/03/31
32063	HK Bank - HSI R Bear CBBC Mar 2009 L	2009/03/27	2009/03/31
32285	HK Bank - HSI R Bear CBBC Mar 2009 P	2009/03/27	2009/03/31
32288	HK Bank - HSI R Bull CBBC Mar 2009 Q	2009/03/27	2009/03/31
60021	HK Bank - HSI R Bull CBBC Mar 2009 R	2009/03/27	2009/03/31
60023	HK Bank - HSI R Bull CBBC Mar 2009 S	2009/03/27	2009/03/31
31316	KBC Fin Products Int'l Ltd. - HSCEI R Bear CBBC Mar 2009 F	2009/03/27	2009/03/31
31317	KBC Fin Products Int'l Ltd. - HSCEI R Bear CBBC Mar 2009 G	2009/03/27	2009/03/31
31463	KBC Fin Products Int'l Ltd. - HSCEI R Bear CBBC Mar 2009 I	2009/03/27	2009/03/31
62739	KBC Fin Products Int'l Ltd. - HSCEI R Bear CBBC Oct 2009 F	2009/03/27	2009/03/30
61985	KBC Fin Products Int'l Ltd. - HSI R Bear CBBC Jul 2009 O	2009/03/27	2009/03/30
30226	KBC Fin Products Int'l Ltd. - HSI R Bear CBBC Mar 2009 C	2009/03/27	2009/03/31
30227	KBC Fin Products Int'l Ltd. - HSI R Bear CBBC Mar 2009 D	2009/03/27	2009/03/31
31107	KBC Fin Products Int'l Ltd. - HSI R Bear CBBC Mar 2009 K	2009/03/27	2009/03/31
31108	KBC Fin Products Int'l Ltd. - HSI R Bear CBBC Mar 2009 L	2009/03/27	2009/03/31
31109	KBC Fin Products Int'l Ltd. - HSI R Bear CBBC Mar 2009 M	2009/03/27	2009/03/31
31464	KBC Fin Products Int'l Ltd. - HSI R Bear CBBC Mar 2009 U	2009/03/27	2009/03/31
31215	Macquarie Bank Ltd. - A50 China R Bear CBBC Mar 2009 A	2009/03/27	2009/03/31
31043	Macquarie Bank Ltd. - HSI R Bear CBBC Mar 2009 A	2009/03/27	2009/03/31
31044	Macquarie Bank Ltd. - HSI R Bear CBBC Mar 2009 B	2009/03/27	2009/03/31
61382	SGA Societe Generale Acceptance N.V. -CCB R Bear CBBC Jun09A	2009/03/27	2009/03/30
61634	SGA Societe Generale Acceptance N.V. -HSI R Bear CBBC Aug09O	2009/03/27	2009/03/30
31520	SGA Societe Generale Acceptance N.V. -HSI R Bear CBBC Mar09B	2009/03/27	2009/03/31
31519	SGA Societe Generale Acceptance N.V. -HSI R Bear CBBC Mar09C	2009/03/27	2009/03/31
30834	SGA Societe Generale Acceptance N.V. -HSI R Bear CBBC Mar09D	2009/03/27	2009/03/31
30835	SGA Societe Generale Acceptance N.V. -HSI R Bear CBBC Mar09E	2009/03/27	2009/03/31
30836	SGA Societe Generale Acceptance N.V. -HSI R Bear CBBC Mar09F	2009/03/27	2009/03/31
30886	SGA Societe Generale Acceptance N.V. -HSI R Bear CBBC Mar09G	2009/03/27	2009/03/31
31123	SGA Societe Generale Acceptance N.V. -HSI R Bear CBBC Mar09L	2009/03/27	2009/03/31
31928	SGA Societe Generale Acceptance N.V. -HSI R Bear CBBC Mar09M	2009/03/27	2009/03/31
31848	SGA Societe Generale Acceptance N.V. -HSI R Bear CBBC Mar09N	2009/03/27	2009/03/31
31282	SGA Societe Generale Acceptance N.V. -HSI R Bear CBBC Mar09P	2009/03/27	2009/03/31
31396	SGA Societe Generale Acceptance N.V. -HSI R Bear CBBC Mar09S	2009/03/27	2009/03/31
31397	SGA Societe Generale Acceptance N.V. -HSI R Bear CBBC Mar09T	2009/03/27	2009/03/31
60361	SGA Societe Generale Acceptance N.V. -HSI R Bear CBBC Mar09X	2009/03/27	2009/03/31
31847	SGA Societe Generale Acceptance N.V. -HSI R Bear CBBC Mar09Y	2009/03/27	2009/03/31
31518	SGA Societe Generale Acceptance N.V. -HSI R Bear CBBC Mar09Z	2009/03/27	2009/03/31
61722	SGA Societe Generale Acceptance N.V. -HKEx R Bear CBBC Sep09H	2009/03/27	2009/03/30
62571	SGA Societe Generale Acceptance N.V.-CCCCL R Bear CBBC Sep09B	2009/03/27	2009/03/30
30282	UBS AG - China Mobile R Bear CBBC Mar 2009 B	2009/03/27	2009/03/31
62799	UBS AG - China Mobile R Bear CBBC Nov 2009 A	2009/03/27	2009/03/30
61697	UBS AG - HKEx R Bear CBBC Jul 2009 F	2009/03/27	2009/03/30
31303	UBS AG - HSCEI R Bear CBBC Mar 2009 B	2009/03/27	2009/03/31
31791	UBS AG - HSCEI R Bear CBBC Mar 2009 H	2009/03/27	2009/03/31



## List of expired CBBC, 2009 (continued)

Code	CBBC	Last trading date	Delisted date
31801	UBS AG - HSCEI R Bear CBBC Mar 2009 J	2009/03/27	2009/03/31
31725	UBS AG - HSCEI R Bear CBBC Mar 2009 P	2009/03/27	2009/03/31
31144	UBS AG - HSCEI R Bear CBBC Mar 2009 Q	2009/03/27	2009/03/31
31726	UBS AG - HSCEI R Bear CBBC Mar 2009 R	2009/03/27	2009/03/31
31149	UBS AG - HSCEI R Bear CBBC Mar 2009 S	2009/03/27	2009/03/31
31750	UBS AG - HSCEI R Bear CBBC Mar 2009 T	2009/03/27	2009/03/31
31181	UBS AG - HSCEI R Bear CBBC Mar 2009 U	2009/03/27	2009/03/31
31781	UBS AG - HSCEI R Bear CBBC Mar 2009 W	2009/03/27	2009/03/31
31198	UBS AG - HSCEI R Bear CBBC Mar 2009 X	2009/03/27	2009/03/31
31238	UBS AG - HSCEI R Bear CBBC Mar 2009 Z	2009/03/27	2009/03/31
30203	UBS AG - HSI R Bear CBBC Mar 2009 A	2009/03/27	2009/03/31
30204	UBS AG - HSI R Bear CBBC Mar 2009 B	2009/03/27	2009/03/31
30205	UBS AG - HSI R Bear CBBC Mar 2009 C	2009/03/27	2009/03/31
30206	UBS AG - HSI R Bear CBBC Mar 2009 D	2009/03/27	2009/03/31
31780	UBS AG - HSI R Bear CBBC Mar 2009 G	2009/03/27	2009/03/31
31254	UBS AG - HSI R Bear CBBC Mar 2009 J	2009/03/27	2009/03/31
31779	UBS AG - HSI R Bear CBBC Mar 2009 K	2009/03/27	2009/03/31
31701	UBS AG - HSI R Bear CBBC Mar 2009 M	2009/03/27	2009/03/31
30245	UBS AG - HSI R Bear CBBC Mar 2009 N	2009/03/27	2009/03/31
30246	UBS AG - HSI R Bear CBBC Mar 2009 O	2009/03/27	2009/03/31
30247	UBS AG - HSI R Bear CBBC Mar 2009 P	2009/03/27	2009/03/31
31146	UBS AG - HSI R Bear CBBC Mar 2009 Q	2009/03/27	2009/03/31
31172	UBS AG - HSI R Bear CBBC Mar 2009 S	2009/03/27	2009/03/31
30862	UBS AG - HSI R Bear CBBC Mar 2009 T	2009/03/27	2009/03/31
30936	UBS AG - HSI R Bear CBBC Mar 2009 U	2009/03/27	2009/03/31
30970	UBS AG - HSI R Bear CBBC Mar 2009 V	2009/03/27	2009/03/31
31145	UBS AG - HSI R Bear CBBC Mar 2009 W	2009/03/27	2009/03/31
30777	UBS AG - HSI R Bear CBBC Mar 2009 X	2009/03/27	2009/03/31
30372	UBS AG - HSI R Bear CBBC Mar 2009 Y	2009/03/27	2009/03/31
30806	UBS AG - HSI R Bear CBBC Mar 2009 Z	2009/03/27	2009/03/31
61731	UBS AG - HSI R Bear CBBC Oct 2009 P	2009/03/27	2009/03/30
61569	UBS AG - HSI R Bear CBBC Oct 2009 S	2009/03/27	2009/03/30
62842	Deutsche Bank AG - China Life R Bull CBBC Aug 2009 U	2009/03/30	2009/03/31
62823	KBC Fin Products Int'l Ltd. - HSI R Bear CBBC Aug 2009 Z	2009/03/30	2009/03/31
62824	KBC Fin Products Int'l Ltd. - HSI R Bear CBBC Sep 2009 N	2009/03/30	2009/03/31
62817	SGA Societe Generale Acceptance NV -HSCEI R Bear CBBC Oct09E	2009/03/30	2009/03/31
62825	UBS AG - HSI R Bear CBBC Sep 2009 R	2009/03/30	2009/03/31
62879	BNP Paribas Arbit Issu B.V. - HSI R Bull CBBC Nov 2009 W	2009/03/31	2009/04/01
62920	Deutsche Bank AG - HSI R Bull CBBC Dec 2009 K	2009/03/31	2009/04/01
62921	Deutsche Bank AG - HSI R Bull CBBC Dec 2009 L	2009/03/31	2009/04/01
62922	Deutsche Bank AG - HSI R Bull CBBC Dec 2009 M	2009/03/31	2009/04/01
60730	KBC Fin Products Int'l Ltd. - Hutchison R Bear CBBC Apr 09A	2009/03/31	2009/04/02
62887	KBC Fin Products Int'l Ltd. - CP&CC R Bear CBBC Aug 2009 D	2009/03/31	2009/04/01
62913	KBC Fin Products Int'l Ltd. - HSI R Bull CBBC Oct 2009 L	2009/03/31	2009/04/01
62912	KBC Fin Products Int'l Ltd. - HSI R Bull CBBC Oct 2009 M	2009/03/31	2009/04/01
62911	KBC Fin Products Int'l Ltd. - HSI R Bull CBBC Sep 2009 V	2009/03/31	2009/04/01
62910	UBS AG - A50 China R Bull CBBC Nov 2009 K	2009/03/31	2009/04/01
62905	UBS AG - China Life R Bull CBBC Oct 2009 R	2009/03/31	2009/04/01
62906	UBS AG - CNOOC R Bull CBBC Oct 2009 H	2009/03/31	2009/04/01
62915	UBS AG - HS Bank R Bull CBBC Dec 2009 E	2009/03/31	2009/04/01
62744	UBS AG - HSBC R Bull CBBC Oct 2009 R	2009/03/31	2009/04/01
62908	UBS AG - HSBC R Bull CBBC Oct 2009 S	2009/03/31	2009/04/01
62876	UBS AG - HSCEI R Bear CBBC Oct 2009 H	2009/03/31	2009/04/01
62874	UBS AG - HSI R Bear CBBC Oct 2009 R	2009/03/31	2009/04/01
62918	UBS AG - HSI R Bull CBBC Jul 2009 S	2009/03/31	2009/04/01
62903	UBS AG - HSI R Bull CBBC Nov 2009 W	2009/03/31	2009/04/01
62919	UBS AG - HSI R Bull CBBC Oct 2009 H	2009/03/31	2009/04/01
62916	UBS AG - Hutchison R Bull CBBC Nov 2009 A	2009/03/31	2009/04/01
62917	UBS AG - SHK Ppt R Bull CBBC Oct 2009 F	2009/03/31	2009/04/01
62943	Deutsche Bank AG - HSI R Bear CBBC Dec 2009 O	2009/04/01	2009/04/02
62942	Deutsche Bank AG - HSI R Bull CBBC Dec 2009 N	2009/04/01	2009/04/02
61708	Deutsche Bank AG - Sinopec Corp R Bear CBBC Jul 2009 D	2009/04/01	2009/04/02
61299	HK Bank - A50 R Bear CBBC Jun 2009 C	2009/04/01	2009/04/02
62880	KBC Fin Products Int'l Ltd. - HSI R Bear CBBC Aug 2009 T	2009/04/01	2009/04/02
31980	UBS AG - A50 China R Bear CBBC Apr 2009 T	2009/04/01	2009/04/02
61966	UBS AG - A50 China R Bear CBBC Nov 2009 C	2009/04/01	2009/04/02
62875	UBS AG - HSI R Bear CBBC Oct 2009 F	2009/04/01	2009/04/02
61981	ABN AMRO Bank N.V. - A50 China R Bear CBBC Aug 2009 C	2009/04/02	2009/04/03
61786	ABN AMRO Bank N.V. - HSI R Bear CBBC Jun 2009 I	2009/04/02	2009/04/03
61712	ABN AMRO Bank N.V. - HSI R Bear CBBC May 2009 E	2009/04/02	2009/04/03
62242	BNP Paribas Arbit Issu B.V. - A50 R Bear CBBC Oct 2009 D	2009/04/02	2009/04/03
62570	BNP Paribas Arbit Issu B.V. - HSBC R Bear CBBC Nov 2009 F	2009/04/02	2009/04/03
62105	BNP Paribas Arbit Issu B.V. - HSI R Bear CBBC Aug 2009 F	2009/04/02	2009/04/03
61550	BNP Paribas Arbit Issu B.V. - HSI R Bear CBBC Jul 2009 R	2009/04/02	2009/04/03
62987	BNP Paribas Arbit Issu B.V. - HSI R Bull CBBC Oct 2009 L	2009/04/02	2009/04/03
61009	CC Rabobank B.A. - A50 China R Bear CBBC Sep 2009 B	2009/04/02	2009/04/03
61655	CC Rabobank B.A. - HKEx R Bear CBBC Jul 2009 A	2009/04/02	2009/04/03
60901	Deutsche Bank AG - A50 China R Bear CBBC Jun 2009 H	2009/04/02	2009/04/03
62802	Deutsche Bank AG - HSBC R Bear CBBC Sep 2009 F	2009/04/02	2009/04/03
62944	Deutsche Bank AG - HSI R Bear CBBC Dec 2009 P	2009/04/02	2009/04/03
62945	Deutsche Bank AG - HSI R Bear CBBC Dec 2009 Q	2009/04/02	2009/04/03
62622	Deutsche Bank AG - HSI R Bear CBBC Nov 2009 O	2009/04/02	2009/04/03
62723	Deutsche Bank AG - HSI R Bear CBBC Oct 2009 A	2009/04/02	2009/04/03
61601	Deutsche Bank AG - HSI R Bear CBBC Oct 2009 N	2009/04/02	2009/04/03
62007	Deutsche Bank AG - HSI R Bear CBBC Sep 2009 F	2009/04/02	2009/04/03
61948	Deutsche Bank AG - HSI R Bear CBBC Sep 2009 P	2009/04/02	2009/04/03
62982	Deutsche Bank AG - HSI R Bull CBBC Dec 2009 R	2009/04/02	2009/04/03

## List of expired CBBC, 2009 (continued)

Code	CBBC	Last trading date	Delisted date
62102	HK Bank - A50 R Bear CBBC Aug 2009 B	2009/04/02	2009/04/03
61651	HK Bank - HSI R Bear CBBC Aug 2009 G	2009/04/02	2009/04/03
62840	KBC Fin Products Int'l Ltd. - Ch Life R Bear CBBC Oct 2009 C	2009/04/02	2009/04/03
62885	KBC Fin Products Int'l Ltd. - CP&CC R Bear CBBC Sep 2009 A	2009/04/02	2009/04/03
61587	KBC Fin Products Int'l Ltd. - HKEx R Bear CBBC Aug 2009 B	2009/04/02	2009/04/03
62703	KBC Fin Products Int'l Ltd. - HSBC R Bear CBBC Oct 2009 E	2009/04/02	2009/04/03
62377	KBC Fin Products Int'l Ltd. - HSBC R Bear CBBC Sep 2009 G	2009/04/02	2009/04/03
61586	KBC Fin Products Int'l Ltd. - HSI R Bear CBBC Aug 2009 M	2009/04/02	2009/04/03
62947	KBC Fin Products Int'l Ltd. - HSI R Bear CBBC Aug 2009 U	2009/04/02	2009/04/03
62123	KBC Fin Products Int'l Ltd. - HSI R Bear CBBC Aug 2009 X	2009/04/02	2009/04/03
62791	KBC Fin Products Int'l Ltd. - HSI R Bear CBBC Jul 2009 U	2009/04/02	2009/04/03
62690	KBC Fin Products Int'l Ltd. - HSI R Bear CBBC Nov 2009 M	2009/04/02	2009/04/03
62881	KBC Fin Products Int'l Ltd. - HSI R Bear CBBC Sep 2009 O	2009/04/02	2009/04/03
61988	KBC Fin Products Int'l Ltd. - HSI R Bear CBBC Sep 2009 P	2009/04/02	2009/04/03
61716	KBC Fin Products Int'l Ltd. - SHK Ppt R Bear CBBC Aug 2009 A	2009/04/02	2009/04/03
62933	Macquarie Bank Ltd. - HSI R Bear CBBC Oct 2009 B	2009/04/02	2009/04/03
61606	SGA Societe Generale Acceptance N.V. -HSI R Bear CBBC Jul09X	2009/04/02	2009/04/03
62867	SGA Societe Generale Acceptance N.V. -HSI R Bear CBBC Oct09C	2009/04/02	2009/04/03
61952	SGA Societe Generale Acceptance N.V. -HSI R Bear CBBC Sep09B	2009/04/02	2009/04/03
62771	SGA Societe Generale Acceptance N.V. -HSI R Bear CBBC Sep09V	2009/04/02	2009/04/03
62572	SGA Societe Generale Acceptance N.V.-COVS R Bear CBBC Oct09B	2009/04/02	2009/04/03
60573	SGA Societe Generale Acceptance N.V.-CTel R Bear CBBC Jun09D	2009/04/02	2009/04/03
62818	SGA Societe Generale Acceptance NV -HSCEI R Bear CBBC Oct09F	2009/04/02	2009/04/03
31972	UBS AG - China Life R Bear CBBC Apr 2009 Z	2009/04/02	2009/04/03
62273	UBS AG - China Life R Bear CBBC Oct 2009 J	2009/04/02	2009/04/03
60168	UBS AG - China Tel R Bear CBBC May 2009 B	2009/04/02	2009/04/03
62392	UBS AG - HSBC R Bear CBBC Oct 2009 E	2009/04/02	2009/04/03
62964	UBS AG - HSBC R Bear CBBC Oct 2009 T	2009/04/02	2009/04/03
62965	UBS AG - HSBC R Bear CBBC Oct 2009 U	2009/04/02	2009/04/03
62954	UBS AG - HSCEI R Bear CBBC Oct 2009 J	2009/04/02	2009/04/03
62762	UBS AG - HSI R Bear CBBC Jul 2009 V	2009/04/02	2009/04/03
62763	UBS AG - HSI R Bear CBBC Jul 2009 W	2009/04/02	2009/04/03
61668	UBS AG - HSI R Bear CBBC Nov 2009 H	2009/04/02	2009/04/03
61619	UBS AG - HSI R Bear CBBC Oct 2009 C	2009/04/02	2009/04/03
61732	UBS AG - HSI R Bear CBBC Oct 2009 Q	2009/04/02	2009/04/03
62904	UBS AG - HSI R Bear CBBC Sep 2009 X	2009/04/02	2009/04/03
62953	UBS AG - HSI R Bull CBBC Oct 2009 O	2009/04/02	2009/04/03
62968	UBS AG - Petrochina R Bull CBBC Oct 2009 H	2009/04/02	2009/04/03
61963	UBS AG - SHK Ppt R Bear CBBC Oct 2009 B	2009/04/02	2009/04/03
61593	UBS AG - Sinopec Corp R Bear CBBC Aug 2009 H	2009/04/02	2009/04/03
62239	BNP Paribas Arbit Issu B.V. - HKEx R Bear CBBC Oct 2009 D	2009/04/03	2009/04/06
61652	CC Rabobank B.A. - HSI R Bear CBBC Jul 2009 G	2009/04/03	2009/04/06
30767	Deutsche Bank AG - A50 China R Bear CBBC Apr 2009 C	2009/04/03	2009/04/07
30957	Deutsche Bank AG - A50 China R Bear CBBC Apr 2009 E	2009/04/03	2009/04/07
60920	Deutsche Bank AG - China Life R Bear CBBC Aug 2009 L	2009/04/03	2009/04/06
61625	Deutsche Bank AG - HKEx R Bear CBBC Jul 2009 O	2009/04/03	2009/04/06
61553	Deutsche Bank AG - HSI R Bear CBBC Oct 2009 K	2009/04/03	2009/04/06
62067	HK Bank - HSI R Bear CBBC Aug 2009 H	2009/04/03	2009/04/06
61538	KBC Fin Products Int'l Ltd. - HSI R Bear CBBC May 2009 Q	2009/04/03	2009/04/06
61607	SGA Societe Generale Acceptance N.V. -HSI R Bear CBBC Aug09F	2009/04/03	2009/04/06
61608	SGA Societe Generale Acceptance N.V.-HKEx R Bear CBBC Sep09F	2009/04/03	2009/04/06
62666	SGA Societe Generale Acceptance N.V.-HSBC R Bear CBBC Oct09J	2009/04/03	2009/04/06
31493	UBS AG - CC Bank R Bear CBBC Apr 2009 B	2009/04/03	2009/04/07
31644	UBS AG - CC Bank R Bear CBBC Apr 2009 D	2009/04/03	2009/04/07
31630	UBS AG - CC Bank R Bull CBBC Apr 2009 C	2009/04/03	2009/04/07
63001	UBS AG - China Mobile R Bull CBBC Nov 2009 C	2009/04/03	2009/04/06
61592	UBS AG - CM Bank R Bear CBBC Aug 2009 B	2009/04/03	2009/04/06
31796	UBS AG - HKEx R Bear CBBC Apr 2009 A	2009/04/03	2009/04/07
31797	UBS AG - HKEx R Bear CBBC Apr 2009 B	2009/04/03	2009/04/07
32041	UBS AG - HKEx R Bear CBBC Apr 2009 C	2009/04/03	2009/04/07
61596	UBS AG - HKEx R Bear CBBC Jul 2009 D	2009/04/03	2009/04/06
32042	UBS AG - HSBC R Bear CBBC Apr 2009 B	2009/04/03	2009/04/07
32043	UBS AG - HSBC R Bear CBBC Apr 2009 C	2009/04/03	2009/04/07
62393	UBS AG - HSBC R Bear CBBC Oct 2009 F	2009/04/03	2009/04/06
61620	UBS AG - HSI R Bear CBBC Oct 2009 D	2009/04/03	2009/04/06
62997	UBS AG - HSI R Bear CBBC Oct 2009 P	2009/04/03	2009/04/06
61353	UBS AG - SHK Ppt R Bear CBBC Jul 2009 B	2009/04/03	2009/04/06
62066	ABN AMRO Bank N.V. - HSI R Bear CBBC Jul 2009 E	2009/04/06	2009/04/07
62065	ABN AMRO Bank N.V. - HSI R Bear CBBC Jul 2009 Z	2009/04/06	2009/04/07
61622	ABN AMRO Bank N.V. - HSI R Bear CBBC May 2009 D	2009/04/06	2009/04/07
63039	ABN AMRO Bank N.V. - HSI R Bear CBBC Oct 2009 E	2009/04/06	2009/04/07
32252	BNP Paribas Arbit Issu B.V. - China Life R Bear CBBC Oct 09B	2009/04/06	2009/04/07
61118	BNP Paribas Arbit Issu B.V. - HKEx R Bear CBBC Oct 2009 B	2009/04/06	2009/04/07
61448	BNP Paribas Arbit Issu B.V. - HSI R Bear CBBC Aug 2009 U	2009/04/06	2009/04/07
61551	BNP Paribas Arbit Issu B.V. - HSI R Bear CBBC Jul 2009 S	2009/04/06	2009/04/07
62233	BNP Paribas Arbit Issu B.V. - HSI R Bear CBBC Oct 2009 K	2009/04/06	2009/04/07
62796	CC Rabobank B.A. - A50 China R Bear CBBC Nov 2009 B	2009/04/06	2009/04/07
61007	CC Rabobank B.A. - China Life R Bear CBBC Sep 2009 B	2009/04/06	2009/04/07
63038	Deutsche Bank AG - A50 China R Bear CBBC Aug 2009 I	2009/04/06	2009/04/07
63033	Deutsche Bank AG - CC Bank R Bear CBBC Aug 2009 G	2009/04/06	2009/04/07
63034	Deutsche Bank AG - China Life R Bear CBBC Sep 2009 A	2009/04/06	2009/04/07
63035	Deutsche Bank AG - CNOOC R Bear CBBC Aug 2009 F	2009/04/06	2009/04/07
63036	Deutsche Bank AG - HKEx R Bear CBBC Aug 2009 G	2009/04/06	2009/04/07
61556	Deutsche Bank AG - HKEx R Bear CBBC Jul 2009 N	2009/04/06	2009/04/07
62546	Deutsche Bank AG - HSBC R Bear CBBC Sep 2009 D	2009/04/06	2009/04/07
62846	Deutsche Bank AG - HSI R Bear CBBC Dec 2009 E	2009/04/06	2009/04/07
62847	Deutsche Bank AG - HSI R Bear CBBC Dec 2009 F	2009/04/06	2009/04/07

## List of expired CBBC, 2009 (continued)

Code	CBBC	Last trading date	Delisted date
63029	Deutsche Bank AG - HSI R Bear CBBC Dec 2009 U	2009/04/06	2009/04/07
63030	Deutsche Bank AG - HSI R Bear CBBC Dec 2009 V	2009/04/06	2009/04/07
63031	Deutsche Bank AG - HSI R Bear CBBC Dec 2009 W	2009/04/06	2009/04/07
63032	Deutsche Bank AG - HSI R Bear CBBC Dec 2009 X	2009/04/06	2009/04/07
61572	Deutsche Bank AG - HSI R Bear CBBC Oct 2009 L	2009/04/06	2009/04/07
61737	Deutsche Bank AG - HSI R Bear CBBC Oct 2009 S	2009/04/06	2009/04/07
62638	Deutsche Bank AG - HSI R Bear CBBC Sep 2009 R	2009/04/06	2009/04/07
61552	Deutsche Bank AG - HSI R Bear CBBC Sep 2009 U	2009/04/06	2009/04/07
63037	Deutsche Bank AG - Petrochina R Bear CBBC Aug 2009 F	2009/04/06	2009/04/07
61360	Deutsche Bank AG - Sinopec Corp R Bear CBBC Aug 2009 C	2009/04/06	2009/04/07
62748	Goldman Sachs SP (Asia) - HSI R Bear CBBC Sep 2009 H	2009/04/06	2009/04/07
62068	HK Bank - HSI R Bear CBBC Aug 2009 I	2009/04/06	2009/04/07
61045	KBC Fin Products Int'l Ltd. - China Life R Bear CBBC Aug 09A	2009/04/06	2009/04/07
61951	KBC Fin Products Int'l Ltd. - HSCEI R Bear CBBC Oct 2009 C	2009/04/06	2009/04/07
63028	KBC Fin Products Int'l Ltd. - HSI R Bear CBBC Aug 2009 L	2009/04/06	2009/04/07
62898	KBC Fin Products Int'l Ltd. - HSI R Bear CBBC Aug 2009 P	2009/04/06	2009/04/07
62051	KBC Fin Products Int'l Ltd. - HSI R Bear CBBC Aug 2009 R	2009/04/06	2009/04/07
61438	KBC Fin Products Int'l Ltd. - HSI R Bear CBBC Jul 2009 J	2009/04/06	2009/04/07
61439	KBC Fin Products Int'l Ltd. - HSI R Bear CBBC Jul 2009 K	2009/04/06	2009/04/07
62691	KBC Fin Products Int'l Ltd. - HSI R Bear CBBC Nov 2009 N	2009/04/06	2009/04/07
61994	KBC Fin Products Int'l Ltd. - HSI R Bear CBBC Oct 2009 G	2009/04/06	2009/04/07
62053	KBC Fin Products Int'l Ltd. - HSI R Bear CBBC Sep 2009 X	2009/04/06	2009/04/07
61048	KBC Fin Products Int'l Ltd. - SHK Ppt R Bear CBBC Sep 2009 A	2009/04/06	2009/04/07
61633	Macquarie Bank Ltd. - HSI R Bear CBBC Jul 2009 B	2009/04/06	2009/04/07
61562	SGA Societe Generale Acceptance N.V. -HSI R Bear CBBC Aug09Y	2009/04/06	2009/04/07
61559	SGA Societe Generale Acceptance N.V. -HSI R Bear CBBC Jul09U	2009/04/06	2009/04/07
62868	SGA Societe Generale Acceptance N.V. -HSI R Bear CBBC Oct09D	2009/04/06	2009/04/07
62869	SGA Societe Generale Acceptance N.V. -HSI R Bear CBBC Oct09E	2009/04/06	2009/04/07
61953	SGA Societe Generale Acceptance N.V. -HSI R Bear CBBC Sep09C	2009/04/06	2009/04/07
62728	SGA Societe Generale Acceptance N.V.-CCHC R Bear CBBC Dec09A	2009/04/06	2009/04/07
62413	SGA Societe Generale Acceptance N.V.-CMob R Bear CBBC Sep09H	2009/04/06	2009/04/07
61238	SGA Societe Generale Acceptance N.V.-HKEx R Bear CBBC Sep09A	2009/04/06	2009/04/07
61635	SGA Societe Generale Acceptance N.V.-ICBC R Bear CBBC Jul09D	2009/04/06	2009/04/07
62656	SGA Societe Generale Acceptance N.V-BOCom R Bear CBBC Oct09A	2009/04/06	2009/04/07
62660	SGA Societe Generale Acceptance N.V-CCoal R Bear CBBC Oct09A	2009/04/06	2009/04/07
63018	SGA Societe Generale Acceptance N.V-CLife R Bear CBBC Dec09C	2009/04/06	2009/04/07
61245	SGA Societe Generale Acceptance N.V-CLife R Bear CBBC Jun09A	2009/04/06	2009/04/07
62658	SGA Societe Generale Acceptance N.V-CLife R Bear CBBC Nov09E	2009/04/06	2009/04/07
60774	SGA Societe Generale Acceptance N.V-CP&CC R Bear CBBC Jun09E	2009/04/06	2009/04/07
61508	SGA Societe Generale Acceptance N.V-CShen R Bear CBBC Jun09E	2009/04/06	2009/04/07
61516	SGA Societe Generale Acceptance N.V-SHK P R Bear CBBC Jul09G	2009/04/06	2009/04/07
62819	SGA Societe Generale Acceptance NV -HSCEI R Bear CBBC Oct09G	2009/04/06	2009/04/07
31761	UBS AG - A50 China R Bear CBBC Apr 2009 Q	2009/04/06	2009/04/07
62278	UBS AG - A50 China R Bear CBBC Dec 2009 D	2009/04/06	2009/04/07
61960	UBS AG - Cheung Kong R Bear CBBC Nov 2009 B	2009/04/06	2009/04/07
31973	UBS AG - China Life R Bear CBBC Apr 2009 A	2009/04/06	2009/04/07
63019	UBS AG - China Life R Bear CBBC Nov 2009 G	2009/04/06	2009/04/07
62274	UBS AG - China Life R Bear CBBC Oct 2009 K	2009/04/06	2009/04/07
63025	UBS AG - China Mobile R Bear CBBC Nov 2009 D	2009/04/06	2009/04/07
62312	UBS AG - China Mobile R Bear CBBC Oct 2009 C	2009/04/06	2009/04/07
31886	UBS AG - China Shenhua R Bear CBBC Apr 2009 B	2009/04/06	2009/04/07
63020	UBS AG - HKEx R Bear CBBC Oct 2009 J	2009/04/06	2009/04/07
63026	UBS AG - HKEx R Bear CBBC Oct 2009 K	2009/04/06	2009/04/07
62019	UBS AG - HKEx R Bear CBBC Sep 2009 C	2009/04/06	2009/04/07
62246	UBS AG - HSBC R Bear CBBC Sep 2009 G	2009/04/06	2009/04/07
61503	UBS AG - HSCEI R Bear CBBC Jul 2009 R	2009/04/06	2009/04/07
63023	UBS AG - HSI R Bear CBBC Aug 2009 F	2009/04/06	2009/04/07
62955	UBS AG - HSI R Bear CBBC Aug 2009 G	2009/04/06	2009/04/07
62764	UBS AG - HSI R Bear CBBC Jul 2009 X	2009/04/06	2009/04/07
61669	UBS AG - HSI R Bear CBBC Nov 2009 I	2009/04/06	2009/04/07
61621	UBS AG - HSI R Bear CBBC Oct 2009 G	2009/04/06	2009/04/07
61431	UBS AG - HSI R Bear CBBC Oct 2009 I	2009/04/06	2009/04/07
63027	UBS AG - HSI R Bear CBBC Oct 2009 S	2009/04/06	2009/04/07
61577	UBS AG - HSI R Bear CBBC Oct 2009 T	2009/04/06	2009/04/07
61578	UBS AG - HSI R Bear CBBC Oct 2009 U	2009/04/06	2009/04/07
63024	UBS AG - HSI R Bear CBBC Sep 2009 R	2009/04/06	2009/04/07
61430	UBS AG - HSI R Bear CBBC Sep 2009 Y	2009/04/06	2009/04/07
31890	UBS AG - Ping An R Bear CBBC Apr 2009 B	2009/04/06	2009/04/07
62784	UBS AG - Ping An R Bear CBBC Oct 2009 F	2009/04/06	2009/04/07
63003	UBS AG - SHK Ppt R Bear CBBC Oct 2009 H	2009/04/06	2009/04/07
63051	BNP Paribas Arbit Issu B.V. - HSI R Bear CBBC Oct 2009 N	2009/04/07	2009/04/08
63052	BNP Paribas Arbit Issu B.V. - HSI R Bear CBBC Oct 2009 O	2009/04/07	2009/04/08
63044	Deutsche Bank AG - HSI R Bear CBBC Dec 2009 Y	2009/04/07	2009/04/08
63042	SGA Societe Generale Acceptance N.V. -HSI R Bear CBBC Oct09L	2009/04/07	2009/04/08
63048	UBS AG - HSCEI R Bear CBBC Oct 2009 L	2009/04/07	2009/04/08
63049	UBS AG - HSCEI R Bear CBBC Oct 2009 M	2009/04/07	2009/04/08
63050	UBS AG - HSI R Bear CBBC Oct 2009 H	2009/04/07	2009/04/08
63059	Deutsche Bank AG - HSI R Bear CBBC Dec 2009 Z	2009/04/08	2009/04/09
63058	UBS AG - A50 China R Bear CBBC Nov 2009 M	2009/04/08	2009/04/09
63054	UBS AG - HSI R Bear CBBC Oct 2009 F	2009/04/08	2009/04/09
62969	UBS AG - Ping An R Bull CBBC Oct 2009 H	2009/04/08	2009/04/09
63076	Deutsche Bank AG - A50 China R Bull CBBC Aug 2009 J	2009/04/09	2009/04/14
63081	KBC Fin Products Int'l Ltd. - HSBC R Bear CBBC Sep 2009 I	2009/04/09	2009/04/14
63080	KBC Fin Products Int'l Ltd. - HSI R Bear CBBC Aug 2009 M	2009/04/09	2009/04/14
63069	KBC Fin Products Int'l Ltd. - HSI R Bear CBBC Aug 2009 T	2009/04/09	2009/04/14
63079	KBC Fin Products Int'l Ltd. - HSI R Bear CBBC Sep 2009 V	2009/04/09	2009/04/14
63060	SGA Societe Generale Acceptance N.V.-HKEx R Bear CBBC Sep09P	2009/04/09	2009/04/14



## List of expired CBBC, 2009 (continued)

Code	CBBC	Last trading date	Delisted date
63086	UBS AG - A50 China R Bull CBBC Nov 2009 N	2009/04/09	2009/04/14
63094	UBS AG - HSI R Bear CBBC Nov 2009 H	2009/04/09	2009/04/14
63092	UBS AG - HSI R Bear CBBC Oct 2009 C	2009/04/09	2009/04/14
63061	UBS AG - HSI R Bear CBBC Oct 2009 O	2009/04/09	2009/04/14
63093	UBS AG - HSI R Bear CBBC Oct 2009 Q	2009/04/09	2009/04/14
63091	UBS AG - HSI R Bear CBBC Sep 2009 X	2009/04/09	2009/04/14
62769	ABN AMRO Bank N.V. - DJIA R Bear CBBC Sep 2009 F	2009/04/14	2009/04/15
61288	ABN AMRO Bank N.V. - HSCEI R Bear CBBC May 2009 C	2009/04/14	2009/04/15
63170	ABN AMRO Bank N.V. - HSI R Bear CBBC Aug 2009 W	2009/04/14	2009/04/15
63175	ABN AMRO Bank N.V. - HSI R Bear CBBC Aug 2009 X	2009/04/14	2009/04/15
63176	ABN AMRO Bank N.V. - HSI R Bear CBBC Aug 2009 Y	2009/04/14	2009/04/15
61599	ABN AMRO Bank N.V. - HSI R Bear CBBC Jun 2009 F	2009/04/14	2009/04/15
63114	ABN AMRO Bank N.V. - HSI R Bear CBBC Oct 2009 F	2009/04/14	2009/04/15
31990	BNP Paribas Arbit Issu B.V. - HSCEI R Bear CBBC Nov 2009 B	2009/04/14	2009/04/15
61919	BNP Paribas Arbit Issu B.V. - HSI R Bear CBBC Aug 2009 Y	2009/04/14	2009/04/15
63129	BNP Paribas Arbit Issu B.V. - HSI R Bear CBBC Dec 2009 Y	2009/04/14	2009/04/15
61446	BNP Paribas Arbit Issu B.V. - HSI R Bear CBBC Jul 2009 O	2009/04/14	2009/04/15
61653	CC Rabobank B.A. - HSI R Bear CBBC Jul 2009 H	2009/04/14	2009/04/15
61011	Deutsche Bank AG - China Life R Bear CBBC Aug 2009 O	2009/04/14	2009/04/15
62889	Deutsche Bank AG - HSI R Bear CBBC Dec 2009 I	2009/04/14	2009/04/15
61531	Deutsche Bank AG - HSI R Bear CBBC Oct 2009 I	2009/04/14	2009/04/15
62639	Deutsche Bank AG - HSI R Bear CBBC Sep 2009 B	2009/04/14	2009/04/15
61418	Deutsche Bank AG - HSI R Bear CBBC Sep 2009 M	2009/04/14	2009/04/15
61736	Deutsche Bank AG - HSI R Bear CBBC Sep 2009 Q	2009/04/14	2009/04/15
63004	Goldman Sachs SP (Asia) - HSI R Bear CBBC Oct 2009 D	2009/04/14	2009/04/15
61557	HK Bank - HSI R Bear CBBC Apr 2009 F	2009/04/14	2009/04/15
62069	HK Bank - HSI R Bear CBBC Aug 2009 J	2009/04/14	2009/04/15
61558	HK Bank - HSI R Bear CBBC Jun 2009 D	2009/04/14	2009/04/15
60394	KBC Fin Products Int'l Ltd. - CC Bank R Bull CBBC Apr 2009 A	2009/04/14	2009/04/16
60656	KBC Fin Products Int'l Ltd. - CC Bank R Bull CBBC Apr 2009 B	2009/04/14	2009/04/16
61408	KBC Fin Products Int'l Ltd. - CP&CG R Bear CBBC Aug 2009 A	2009/04/14	2009/04/15
63104	KBC Fin Products Int'l Ltd. - HKEx R Bear CBBC Oct 2009 D	2009/04/14	2009/04/15
62378	KBC Fin Products Int'l Ltd. - HSBC R Bear CBBC Sep 2009 H	2009/04/14	2009/04/15
62740	KBC Fin Products Int'l Ltd. - HSCEI R Bear CBBC Dec 2009 B	2009/04/14	2009/04/15
62107	KBC Fin Products Int'l Ltd. - HSCEI R Bear CBBC Sep 2009 B	2009/04/14	2009/04/15
61987	KBC Fin Products Int'l Ltd. - HSI R Bear CBBC Aug 2009 A	2009/04/14	2009/04/15
61450	KBC Fin Products Int'l Ltd. - HSI R Bear CBBC Jun 2009 M	2009/04/14	2009/04/15
63142	KBC Fin Products Int'l Ltd. - HSI R Bear CBBC Oct 2009 I	2009/04/14	2009/04/15
61989	KBC Fin Products Int'l Ltd. - HSI R Bear CBBC Sep 2009 Q	2009/04/14	2009/04/15
61990	KBC Fin Products Int'l Ltd. - HSI R Bear CBBC Sep 2009 R	2009/04/14	2009/04/15
62899	KBC Fin Products Int'l Ltd. - HSI R Bear CBBC Sep 2009 T	2009/04/14	2009/04/15
60729	KBC Fin Products Int'l Ltd. - SHK Ppt R Bull CBBC Apr 2009 A	2009/04/14	2009/04/16
63163	Macquarie Bank Ltd. - HSI R Bear CBBC Dec 2009 E	2009/04/14	2009/04/15
61563	SGA Societe Generale Acceptance N.V. - HSI R Bear CBBC Aug09Z	2009/04/14	2009/04/15
61560	SGA Societe Generale Acceptance N.V. - HSI R Bear CBBC Jul09V	2009/04/14	2009/04/15
62934	SGA Societe Generale Acceptance N.V. - HSI R Bear CBBC Oct09H	2009/04/14	2009/04/15
62935	SGA Societe Generale Acceptance N.V. - HSI R Bear CBBC Oct09I	2009/04/14	2009/04/15
62226	SGA Societe Generale Acceptance N.V. - HSBC R Bear CBBC Oct09D	2009/04/14	2009/04/15
62659	SGA Societe Generale Acceptance N.V.-CLife R Bear CBBC Nov09F	2009/04/14	2009/04/15
61091	SGA Societe Generale Acceptance N.V.-CNOOC R Bear CBBC Jul09L	2009/04/14	2009/04/15
62033	SGA Societe Generale Acceptance N.V.-PetCh R Bear CBBC Oct09G	2009/04/14	2009/04/15
62820	SGA Societe Generale Acceptance NV - HSCEI R Bear CBBC Oct09H	2009/04/14	2009/04/15
61590	UBS AG - BankComm R Bear CBBC Aug 2009 H	2009/04/14	2009/04/15
60038	UBS AG - BOCL R Bear CBBC May 2009 A	2009/04/14	2009/04/15
61962	UBS AG - China Coal R Bear CBBC Nov 2009 B	2009/04/14	2009/04/15
61542	UBS AG - CM Bank R Bear CBBC Aug 2009 A	2009/04/14	2009/04/15
62173	UBS AG - HSBC R Bear CBBC Sep 2009 D	2009/04/14	2009/04/15
61884	UBS AG - HSCEI R Bear CBBC Mar 2010 A	2009/04/14	2009/04/15
61877	UBS AG - HSCEI R Bear CBBC Mar 2010 B	2009/04/14	2009/04/15
63006	UBS AG - HSI R Bear CBBC Jul 2009 M	2009/04/14	2009/04/15
63007	UBS AG - HSI R Bear CBBC Jul 2009 N	2009/04/14	2009/04/15
61463	UBS AG - HSI R Bear CBBC Oct 2009 M	2009/04/14	2009/04/15
61464	UBS AG - HSI R Bear CBBC Oct 2009 N	2009/04/14	2009/04/15
61579	UBS AG - HSI R Bear CBBC Oct 2009 V	2009/04/14	2009/04/15
61580	UBS AG - HSI R Bear CBBC Oct 2009 W	2009/04/14	2009/04/15
61581	UBS AG - HSI R Bear CBBC Oct 2009 X	2009/04/14	2009/04/15
61545	UBS AG - ICBC R Bear CBBC Aug 2009 A	2009/04/14	2009/04/15
61700	UBS AG - Petrochina R Bear CBBC Jul 2009 L	2009/04/14	2009/04/15
61319	UBS AG - Sinopec Corp R Bear CBBC Aug 2009 E	2009/04/14	2009/04/15
62544	ABN AMRO Bank N.V. - A50 China R Bear CBBC Aug 2009 F	2009/04/15	2009/04/16
62398	ABN AMRO Bank N.V. - China Mobile R Bear CBBC Jul 2009 B	2009/04/15	2009/04/16
62474	Deutsche Bank AG - China Mobile R Bear CBBC Aug 2009 C	2009/04/15	2009/04/16
60926	Deutsche Bank AG - HKEx R Bear CBBC Jul 2009 E	2009/04/15	2009/04/16
61532	Deutsche Bank AG - HSI R Bear CBBC Oct 2009 J	2009/04/15	2009/04/16
63247	KBC Fin Products Int'l Ltd. - Ch Life R Bear CBBC Aug 2009 G	2009/04/15	2009/04/16
61410	KBC Fin Products Int'l Ltd. - CNOOC R Bear CBBC Aug 2009 B	2009/04/15	2009/04/16
60916	KBC Fin Products Int'l Ltd. - HKEx R Bear CBBC May 2009 G	2009/04/15	2009/04/16
63180	KBC Fin Products Int'l Ltd. - HSI R Bear CBBC Aug 2009 L	2009/04/15	2009/04/16
63181	KBC Fin Products Int'l Ltd. - HSI R Bear CBBC Aug 2009 P	2009/04/15	2009/04/16
63183	KBC Fin Products Int'l Ltd. - HSI R Bear CBBC Oct 2009 K	2009/04/15	2009/04/16
62252	KBC Fin Products Int'l Ltd. - HSI R Bear CBBC Oct 2009 O	2009/04/15	2009/04/16
63182	KBC Fin Products Int'l Ltd. - HSI R Bear CBBC Sep 2009 P	2009/04/15	2009/04/16
62990	Macquarie Bank Ltd. - HSI R Bear CBBC Sep 2009 I	2009/04/15	2009/04/16
61561	SGA Societe Generale Acceptance N.V. - HSI R Bear CBBC Jul09W	2009/04/15	2009/04/16
63016	SGA Societe Generale Acceptance N.V.-CMB R Bear CBBC Oct09C	2009/04/15	2009/04/16
62858	SGA Societe Generale Acceptance N.V.-CCoal R Bear CBBC Oct09C	2009/04/15	2009/04/16
63189	UBS AG - China Life R Bear CBBC Nov 2009 K	2009/04/15	2009/04/16

## List of expired CBBC, 2009 (continued)

Code	CBBC	Last trading date	Delisted date
63232	UBS AG - China Mobile R Bear CBBC Nov 2009 F	2009/04/15	2009/04/16
63223	UBS AG - China Mobile R Bull CBBC Nov 2009 E	2009/04/15	2009/04/16
31842	UBS AG - China Shenhua R Bear CBBC Apr 2009 A	2009/04/15	2009/04/16
61882	UBS AG - CNOOC R Bear CBBC Dec 2009 A	2009/04/15	2009/04/16
63190	UBS AG - HKEx R Bear CBBC Nov 2009 B	2009/04/15	2009/04/16
62172	UBS AG - HS Bank R Bear CBBC Sep 2009 A	2009/04/15	2009/04/16
63184	UBS AG - HSCEI R Bear CBBC Oct 2009 O	2009/04/15	2009/04/16
63185	UBS AG - HSI R Bear CBBC Aug 2009 F	2009/04/15	2009/04/16
63186	UBS AG - HSI R Bear CBBC Aug 2009 G	2009/04/15	2009/04/16
63187	UBS AG - HSI R Bear CBBC Oct 2009 D	2009/04/15	2009/04/16
63188	UBS AG - HSI R Bear CBBC Oct 2009 P	2009/04/15	2009/04/16
61582	UBS AG - HSI R Bear CBBC Oct 2009 Y	2009/04/15	2009/04/16
62027	ABN AMRO Bank N.V. - CC Bank R Bear CBBC Aug 2009 B	2009/04/16	2009/04/17
32088	ABN AMRO Bank N.V. - HSI R Bear CBBC Apr 2009 X	2009/04/16	2009/04/17
63177	ABN AMRO Bank N.V. - HSI R Bear CBBC Aug 2009 Z	2009/04/16	2009/04/17
62240	BNP Paribas Arbit Issu B.V. - HSBC R Bear CBBC Sep 2009 H	2009/04/16	2009/04/17
61489	BNP Paribas Arbit Issu B.V. - HSI R Bear CBBC Jul 2009 Q	2009/04/16	2009/04/17
60529	BNP Paribas Arbit Issu B.V. - HSI R Bear CBBC Nov 2009 I	2009/04/16	2009/04/17
63288	CC Rabobank B.A. - HSI R Bear CBBC Feb 2010 B	2009/04/16	2009/04/17
63287	CC Rabobank B.A. - HSI R Bear CBBC Oct 2009 E	2009/04/16	2009/04/17
62162	Deutsche Bank AG - China Mobile R Bear CBBC Jul 2009 R	2009/04/16	2009/04/17
61074	Deutsche Bank AG - CNOOC R Bear CBBC Jul 2009 E	2009/04/16	2009/04/17
62165	Deutsche Bank AG - HSBC R Bear CBBC Aug 2009 E	2009/04/16	2009/04/17
63077	Deutsche Bank AG - HSI R Bear CBBC Dec 2009 O	2009/04/16	2009/04/17
60444	Deutsche Bank AG - HSI R Bear CBBC Jul 2009 T	2009/04/16	2009/04/17
32268	Deutsche Bank AG - HSI R Bear CBBC Jun 2009 Y	2009/04/16	2009/04/17
62004	Deutsche Bank AG - HSI R Bear CBBC Nov 2009 A	2009/04/16	2009/04/17
63285	Deutsche Bank AG - HSI R Bear CBBC Nov 2009 I	2009/04/16	2009/04/17
62640	Deutsche Bank AG - HSI R Bear CBBC Sep 2009 E	2009/04/16	2009/04/17
63162	Goldman Sachs SP (Asia) - HSI R Bear CBBC Oct 2009 F	2009/04/16	2009/04/17
62855	HK Bank - HSI R Bear CBBC Dec 2009 E	2009/04/16	2009/04/17
61267	KBC Fin Products Int'l Ltd. - CC Bank R Bear CBBC Jun 2009 B	2009/04/16	2009/04/17
62208	KBC Fin Products Int'l Ltd. - Ch Mobile R Bear CBBC Sep 09 A	2009/04/16	2009/04/17
61046	KBC Fin Products Int'l Ltd. - HSCEI R Bear CBBC Jun 2009 B	2009/04/16	2009/04/17
61504	KBC Fin Products Int'l Ltd. - HSI R Bear CBBC Jun 2009 S	2009/04/16	2009/04/17
32278	KBC Fin Products Int'l Ltd. - HSI R Bear CBBC May 2009 C	2009/04/16	2009/04/17
62253	KBC Fin Products Int'l Ltd. - HSI R Bear CBBC Oct 2009 P	2009/04/16	2009/04/17
62900	KBC Fin Products Int'l Ltd. - HSI R Bear CBBC Oct 2009 Z	2009/04/16	2009/04/17
63306	KBC Fin Products Int'l Ltd. - SHK Ppt R Bear CBBC Sep 2009 E	2009/04/16	2009/04/17
32213	SGA Societe Generale Acceptance N.V. -HSI R Bear CBBC Apr09N	2009/04/16	2009/04/17
61564	SGA Societe Generale Acceptance N.V. -HSI R Bear CBBC Aug09D	2009/04/16	2009/04/17
60231	SGA Societe Generale Acceptance N.V. -HSI R Bear CBBC Jun09O	2009/04/16	2009/04/17
62995	SGA Societe Generale Acceptance N.V. -HSI R Bear CBBC Oct09K	2009/04/16	2009/04/17
63135	SGA Societe Generale Acceptance N.V. -HSI R Bear CBBC Oct09P	2009/04/16	2009/04/17
63272	SGA Societe Generale Acceptance N.V.-CCHC R Bear CBBC Dec09C	2009/04/16	2009/04/17
62295	SGA Societe Generale Acceptance N.V.-CMob R Bear CBBC Sep09G	2009/04/16	2009/04/17
63275	UBS AG - BOCL R Bear CBBC Dec 2009 B	2009/04/16	2009/04/17
61184	UBS AG - CC Bank R Bear CBBC Jul 2009 A	2009/04/16	2009/04/17
62140	UBS AG - China Mobile R Bear CBBC Oct 2009 B	2009/04/16	2009/04/17
63008	UBS AG - HSI R Bear CBBC Jul 2009 T	2009/04/16	2009/04/17
32193	UBS AG - HSI R Bear CBBC Jun 2009 H	2009/04/16	2009/04/17
32054	UBS AG - HSI R Bear CBBC Jun 2009 I	2009/04/16	2009/04/17
61670	UBS AG - HSI R Bear CBBC Nov 2009 J	2009/04/16	2009/04/17
61522	UBS AG - HSI R Bear CBBC Sep 2009 Z	2009/04/16	2009/04/17
63022	UBS AG - Hutchison R Bear CBBC Nov 2009 B	2009/04/16	2009/04/17
63323	Deutsche Bank AG - A50 China R Bear CBBC Sep 2009 C	2009/04/17	2009/04/20
63321	Deutsche Bank AG - China Life R Bear CBBC Sep 2009 F	2009/04/17	2009/04/20
63322	Deutsche Bank AG - HKEx R Bear CBBC Oct 2009 C	2009/04/17	2009/04/20
63315	Deutsche Bank AG - HSI R Bear CBBC Nov 2009 D	2009/04/17	2009/04/20
63316	Deutsche Bank AG - HSI R Bear CBBC Nov 2009 E	2009/04/17	2009/04/20
63314	Deutsche Bank AG - HSI R Bear CBBC Nov 2009 J	2009/04/17	2009/04/20
63313	SGA Societe Generale Acceptance N.V.-CP&CC R Bear CBBC Dec09C	2009/04/17	2009/04/20
61961	UBS AG - Cheung Kong R Bear CBBC Nov 2009 C	2009/04/17	2009/04/20
63317	UBS AG - China Life R Bear CBBC Nov 2009 O	2009/04/17	2009/04/20
63318	UBS AG - HKEx R Bear CBBC Nov 2009 F	2009/04/17	2009/04/20
31869	UBS AG - HS Bank R Bear CBBC Apr 2009 A	2009/04/17	2009/04/21
31870	UBS AG - HS Bank R Bear CBBC Apr 2009 B	2009/04/17	2009/04/21
31889	UBS AG - HS Bank R Bear CBBC Apr 2009 D	2009/04/17	2009/04/21
60170	UBS AG - HS Bank R Bull CBBC Apr 2009 I	2009/04/17	2009/04/21
63319	UBS AG - HSBC R Bear CBBC Dec 2009 F	2009/04/17	2009/04/20
62174	UBS AG - HSBC R Bear CBBC Sep 2009 E	2009/04/17	2009/04/20
32253	UBS AG - Ping An R Bull CBBC Apr 2009 D	2009/04/17	2009/04/21
32382	UBS AG - Ping An R Bull CBBC Apr 2009 G	2009/04/17	2009/04/21
60803	Deutsche Bank AG - Sinopec Corp R Bear CBBC Aug 2009 B	2009/04/20	2009/04/21
63377	ABN AMRO Bank N.V. - HSI R Bull CBBC Oct 2009 P	2009/04/21	2009/04/22
63341	Deutsche Bank AG - China Life R Bull CBBC Sep 2009 H	2009/04/21	2009/04/22
63348	Deutsche Bank AG - HSI R Bull CBBC Oct 2009 G	2009/04/21	2009/04/22
63386	Deutsche Bank AG - HSI R Bull CBBC Oct 2009 H	2009/04/21	2009/04/22
63347	Deutsche Bank AG - HSI R Bull CBBC Oct 2009 V	2009/04/21	2009/04/22
63385	Deutsche Bank AG - HSI R Bull CBBC Oct 2009 Z	2009/04/21	2009/04/22
63353	KBC Fin Products Int'l Ltd. - HSI R Bull CBBC Oct 2009 U	2009/04/21	2009/04/22
63372	KBC Fin Products Int'l Ltd. - HSI R Bull CBBC Sep 2009 Q	2009/04/21	2009/04/22
63352	KBC Fin Products Int'l Ltd. - HSI R Bull CBBC Sep 2009 V	2009/04/21	2009/04/22
63360	UBS AG - China Life R Bull CBBC Dec 2009 A	2009/04/21	2009/04/22
63361	UBS AG - CM Bank R Bull CBBC Jan 2010 B	2009/04/21	2009/04/22
63373	UBS AG - HSBC R Bull CBBC Dec 2009 G	2009/04/21	2009/04/22
63325	UBS AG - HSCEI R Bear CBBC Nov 2009 A	2009/04/21	2009/04/22



## List of expired CBBC, 2009 (continued)

Code	CBBC	Last trading date	Delisted date
63366	UBS AG - HSCEI R Bull CBBC Nov 2009 B	2009/04/21	2009/04/22
63328	UBS AG - HSI R Bear CBBC Dec 2009 M	2009/04/21	2009/04/22
63367	UBS AG - HSI R Bull CBBC Dec 2009 N	2009/04/21	2009/04/22
63368	UBS AG - HSI R Bull CBBC Dec 2009 O	2009/04/21	2009/04/22
63375	UBS AG - HSI R Bull CBBC Dec 2009 Q	2009/04/21	2009/04/22
63374	UBS AG - HSI R Bull CBBC Oct 2009 F	2009/04/21	2009/04/22
63376	ABN AMRO Bank N.V. - HSI R Bull CBBC Oct 2009 O	2009/04/22	2009/04/23
63417	ABN AMRO Bank N.V. - HSI R Bull CBBC Oct 2009 Q	2009/04/22	2009/04/23
63252	BNP Paribas Arbit Issu B.V. - HSI R Bull CBBC Dec 2009 A	2009/04/22	2009/04/23
63401	BNP Paribas Arbit Issu B.V. - HSI R Bull CBBC Dec 2009 C	2009/04/22	2009/04/23
63402	BNP Paribas Arbit Issu B.V. - HSI R Bull CBBC Dec 2009 E	2009/04/22	2009/04/23
63413	BNP Paribas Arbit Issu B.V. - HSI R Bull CBBC Dec 2009 G	2009/04/22	2009/04/23
63340	Deutsche Bank AG - China Life R Bull CBBC Sep 2009 G	2009/04/22	2009/04/23
63418	Deutsche Bank AG - China Mobile R Bull CBBC Oct 2009 C	2009/04/22	2009/04/23
63387	Deutsche Bank AG - HSBC R Bull CBBC Sep 2009 I	2009/04/22	2009/04/23
63405	Deutsche Bank AG - HSI R Bull CBBC Oct 2009 M	2009/04/22	2009/04/23
63420	Deutsche Bank AG - HSI R Bull CBBC Oct 2009 N	2009/04/22	2009/04/23
63203	Deutsche Bank AG - HSI R Bull CBBC Oct 2009 T	2009/04/22	2009/04/23
63384	Goldman Sachs SP (Asia) - HSI R Bull CBBC Oct 2009 K	2009/04/22	2009/04/23
63411	KBC Fin Products Int'l Ltd. - HSI R Bear CBBC Sep 2009 T	2009/04/22	2009/04/23
63245	KBC Fin Products Int'l Ltd. - HSI R Bull CBBC Aug 2009 R	2009/04/22	2009/04/23
63412	KBC Fin Products Int'l Ltd. - HSI R Bull CBBC Oct 2009 L	2009/04/22	2009/04/23
63389	SGA Societe Generale Acceptance N.V. -HSI R Bull CBBC Oct09Y	2009/04/22	2009/04/23
63365	UBS AG - A50 China R Bull CBBC Dec 2009 J	2009/04/22	2009/04/23
62958	UBS AG - CC Bank R Bull CBBC Dec 2009 C	2009/04/22	2009/04/23
63105	UBS AG - China Life R Bull CBBC Nov 2009 J	2009/04/22	2009/04/23
63414	UBS AG - China Mobile R Bull CBBC Nov 2009 G	2009/04/22	2009/04/23
63415	UBS AG - China Mobile R Bull CBBC Nov 2009 H	2009/04/22	2009/04/23
63363	UBS AG - CNOOC R Bull CBBC Dec 2009 E	2009/04/22	2009/04/23
63416	UBS AG - HKEx R Bull CBBC Nov 2009 G	2009/04/22	2009/04/23
63217	UBS AG - HSCEI R Bull CBBC Oct 2009 P	2009/04/22	2009/04/23
63210	UBS AG - HSI R Bull CBBC Oct 2009 I	2009/04/22	2009/04/23
63279	UBS AG - HSI R Bull CBBC Oct 2009 U	2009/04/22	2009/04/23
63282	CC Rabobank B.A. - A50 China R Bull CBBC Oct 2009 A	2009/04/23	2009/04/24
63438	CC Rabobank B.A. - HSI R Bull CBBC Dec 2009 E	2009/04/23	2009/04/24
63439	CC Rabobank B.A. - HSI R Bull CBBC Dec 2009 F	2009/04/23	2009/04/24
63440	CC Rabobank B.A. - HSI R Bull CBBC Dec 2009 G	2009/04/23	2009/04/24
63441	CC Rabobank B.A. - HSI R Bull CBBC Mar 2010 B	2009/04/23	2009/04/24
63422	Macquarie Bank Ltd. - HSI R Bull CBBC Oct 2009 D	2009/04/23	2009/04/24
32246	SGA Societe Generale Acceptance N.V. -A50 R Bear CBBC Apr09E	2009/04/23	2009/04/27
32326	SGA Societe Generale Acceptance N.V.-CMob R Bull CBBC Apr09A	2009/04/23	2009/04/27
32332	SGA Societe Generale Acceptance N.V.-CNOOC R Bull CBBC Apr09A	2009/04/23	2009/04/27
60148	SGA Societe Generale Acceptance N.V.-CNOOC R Bull CBBC Apr09B	2009/04/23	2009/04/27
63230	UBS AG - SHK Ppt R Bull CBBC Jan 2010 C	2009/04/23	2009/04/24
63466	BNP Paribas Arbit Issu B.V. - HSI R Bull CBBC Dec 2009 I	2009/04/24	2009/04/27
63465	Deutsche Bank AG - HSI R Bull CBBC Oct 2009 I	2009/04/24	2009/04/27
63464	Deutsche Bank AG - HSI R Bull CBBC Oct 2009 S	2009/04/24	2009/04/27
63467	SGA Societe Generale Acceptance N.V. -HSI R Bull CBBC Oct09C	2009/04/24	2009/04/27
63468	SGA Societe Generale Acceptance N.V. -HSI R Bull CBBC Oct09D	2009/04/24	2009/04/27
60173	SGA Societe Generale Acceptance N.V.-CLife R Bull CBBC Apr09A	2009/04/24	2009/04/28
60174	SGA Societe Generale Acceptance N.V.-CLife R Bull CBBC Apr09B	2009/04/24	2009/04/28
60152	SGA Societe Generale Acceptance N.V.-PetCh R Bull CBBC Apr09A	2009/04/24	2009/04/28
60153	SGA Societe Generale Acceptance N.V.-PetCh R Bull CBBC Apr09B	2009/04/24	2009/04/28
60154	SGA Societe Generale Acceptance N.V.-PetCh R Bull CBBC Apr09C	2009/04/24	2009/04/28
31337	UBS AG - A50 China R Bear CBBC Apr 2009 D	2009/04/24	2009/04/28
31760	UBS AG - A50 China R Bear CBBC Apr 2009 P	2009/04/24	2009/04/28
31672	UBS AG - A50 China R Bull CBBC Apr 2009 K	2009/04/24	2009/04/28
32377	UBS AG - A50 China R Bull CBBC Apr 2009 W	2009/04/24	2009/04/28
32371	UBS AG - BOCL R Bull CBBC Apr 2009 C	2009/04/24	2009/04/28
31793	UBS AG - China Life R Bear CBBC Apr 2009 V	2009/04/24	2009/04/28
31794	UBS AG - China Life R Bear CBBC Apr 2009 W	2009/04/24	2009/04/28
60179	UBS AG - China Life R Bull CBBC Apr 2009 K	2009/04/24	2009/04/28
60166	UBS AG - China Life R Bull CBBC Apr 2009 L	2009/04/24	2009/04/28
60178	UBS AG - China Life R Bull CBBC Apr 2009 M	2009/04/24	2009/04/28
60180	UBS AG - China Life R Bull CBBC Apr 2009 N	2009/04/24	2009/04/28
32372	UBS AG - China Life R Bull CBBC Apr 2009 O	2009/04/24	2009/04/28
60087	UBS AG - China Life R Bull CBBC Apr 2009 P	2009/04/24	2009/04/28
60088	UBS AG - China Life R Bull CBBC Apr 2009 Q	2009/04/24	2009/04/28
32374	UBS AG - China Mobile R Bull CBBC Apr 2009 J	2009/04/24	2009/04/28
32375	UBS AG - China Mobile R Bull CBBC Apr 2009 K	2009/04/24	2009/04/28
31304	UBS AG - CNOOC R Bear CBBC Apr 2009 B	2009/04/24	2009/04/28
32376	UBS AG - CNOOC R Bull CBBC Apr 2009 C	2009/04/24	2009/04/28
63469	UBS AG - HSI R Bull CBBC Dec 2009 R	2009/04/24	2009/04/27
32297	UBS AG - Hutchison R Bull CBBC Apr 2009 B	2009/04/24	2009/04/28
31699	UBS AG - ICBC R Bear CBBC Apr 2009 D	2009/04/24	2009/04/28
31700	UBS AG - ICBC R Bear CBBC Apr 2009 E	2009/04/24	2009/04/28
32380	UBS AG - ICBC R Bull CBBC Apr 2009 F	2009/04/24	2009/04/28
32070	UBS AG - Petrochina R Bull CBBC Apr 2009 C	2009/04/24	2009/04/28
32381	UBS AG - Petrochina R Bull CBBC Apr 2009 G	2009/04/24	2009/04/28
31849	UBS AG - SHK Ppt R Bear CBBC Apr 2009 A	2009/04/24	2009/04/28
31871	UBS AG - SHK Ppt R Bear CBBC Apr 2009 B	2009/04/24	2009/04/28
63251	BNP Paribas Arbit Issu B.V. - HSI R Bull CBBC Nov 2009 Y	2009/04/27	2009/04/28
63442	CC Rabobank B.A. - HSI R Bull CBBC Jun 2010 A	2009/04/27	2009/04/28
63332	CC Rabobank B.A. - HSI R Bull CBBC Mar 2010 A	2009/04/27	2009/04/28
63345	Deutsche Bank AG - A50 China R Bull CBBC Sep 2009 D	2009/04/27	2009/04/28
63202	Deutsche Bank AG - HSI R Bull CBBC Oct 2009 O	2009/04/27	2009/04/28
63479	Goldman Sachs SP (Asia) - HSI R Bull CBBC Nov 2009 F	2009/04/27	2009/04/28

## List of expired CBBC, 2009 (continued)

Code	CBBC	Last trading date	Delisted date
62978	KBC Fin Products Int'l Ltd. - A50 China R Bull CBBC Sep 09 C	2009/04/27	2009/04/28
63209	UBS AG - HSI R Bull CBBC Oct 2009 G	2009/04/27	2009/04/28
31288	ABN AMRO Bank N.V. - HSCEI R Bear CBBC Apr 2009 A	2009/04/28	2009/04/30
31289	ABN AMRO Bank N.V. - HSCEI R Bear CBBC Apr 2009 B	2009/04/28	2009/04/30
31391	ABN AMRO Bank N.V. - HSCEI R Bear CBBC Apr 2009 D	2009/04/28	2009/04/30
31392	ABN AMRO Bank N.V. - HSCEI R Bear CBBC Apr 2009 E	2009/04/28	2009/04/30
31393	ABN AMRO Bank N.V. - HSCEI R Bear CBBC Apr 2009 F	2009/04/28	2009/04/30
31505	ABN AMRO Bank N.V. - HSCEI R Bear CBBC Apr 2009 L	2009/04/28	2009/04/30
32028	ABN AMRO Bank N.V. - HSCEI R Bear CBBC Apr 2009 N	2009/04/28	2009/04/30
32397	ABN AMRO Bank N.V. - HSCEI R Bull CBBC Apr 2009 O	2009/04/28	2009/04/30
61265	ABN AMRO Bank N.V. - HSI R Bear CBBC Apr 2009 C	2009/04/28	2009/04/30
31175	ABN AMRO Bank N.V. - HSI R Bear CBBC Apr 2009 D	2009/04/28	2009/04/30
31280	ABN AMRO Bank N.V. - HSI R Bear CBBC Apr 2009 I	2009/04/28	2009/04/30
31281	ABN AMRO Bank N.V. - HSI R Bear CBBC Apr 2009 J	2009/04/28	2009/04/30
31291	ABN AMRO Bank N.V. - HSI R Bear CBBC Apr 2009 K	2009/04/28	2009/04/30
31305	ABN AMRO Bank N.V. - HSI R Bear CBBC Apr 2009 L	2009/04/28	2009/04/30
31306	ABN AMRO Bank N.V. - HSI R Bear CBBC Apr 2009 M	2009/04/28	2009/04/30
31387	ABN AMRO Bank N.V. - HSI R Bear CBBC Apr 2009 O	2009/04/28	2009/04/30
31388	ABN AMRO Bank N.V. - HSI R Bear CBBC Apr 2009 P	2009/04/28	2009/04/30
31389	ABN AMRO Bank N.V. - HSI R Bear CBBC Apr 2009 Q	2009/04/28	2009/04/30
32393	ABN AMRO Bank N.V. - HSI R Bull CBBC Apr 2009 R	2009/04/28	2009/04/30
32392	ABN AMRO Bank N.V. - HSI R Bull CBBC Apr 2009 V	2009/04/28	2009/04/30
63253	ABN AMRO Bank N.V. - HSI R Bull CBBC Oct 2009 M	2009/04/28	2009/04/29
63254	ABN AMRO Bank N.V. - HSI R Bull CBBC Oct 2009 N	2009/04/28	2009/04/29
63480	ABN AMRO Bank N.V. - HSI R Bull CBBC Oct 2009 R	2009/04/28	2009/04/29
30761	BNP Paribas Arbit Issu B.V. - HSI R Bear CBBC Apr 2009 D	2009/04/28	2009/04/30
30804	BNP Paribas Arbit Issu B.V. - HSI R Bear CBBC Apr 2009 E	2009/04/28	2009/04/30
30833	BNP Paribas Arbit Issu B.V. - HSI R Bear CBBC Apr 2009 F	2009/04/28	2009/04/30
30837	BNP Paribas Arbit Issu B.V. - HSI R Bear CBBC Apr 2009 G	2009/04/28	2009/04/30
30975	BNP Paribas Arbit Issu B.V. - HSI R Bear CBBC Apr 2009 I	2009/04/28	2009/04/30
31050	BNP Paribas Arbit Issu B.V. - HSI R Bear CBBC Apr 2009 K	2009/04/28	2009/04/30
31051	BNP Paribas Arbit Issu B.V. - HSI R Bear CBBC Apr 2009 L	2009/04/28	2009/04/30
31052	BNP Paribas Arbit Issu B.V. - HSI R Bear CBBC Apr 2009 M	2009/04/28	2009/04/30
31222	BNP Paribas Arbit Issu B.V. - HSI R Bear CBBC Apr 2009 N	2009/04/28	2009/04/30
31295	BNP Paribas Arbit Issu B.V. - HSI R Bear CBBC Apr 2009 O	2009/04/28	2009/04/30
31467	BNP Paribas Arbit Issu B.V. - HSI R Bear CBBC Apr 2009 T	2009/04/28	2009/04/30
63250	BNP Paribas Arbit Issu B.V. - HSI R Bull CBBC Dec 2009 Z	2009/04/28	2009/04/29
63127	BNP Paribas Arbit Issu B.V. - HSI R Bull CBBC Oct 2009 Q	2009/04/28	2009/04/29
31154	CC Rabobank B.A. - HSCEI R Bear CBBC Apr 2009 B	2009/04/28	2009/04/30
63327	CC Rabobank B.A. - HSCEI R Bull CBBC Dec 2009 F	2009/04/28	2009/04/29
31308	CC Rabobank B.A. - HSI R Bear CBBC Apr 2009 A	2009/04/28	2009/04/30
31309	CC Rabobank B.A. - HSI R Bear CBBC Apr 2009 B	2009/04/28	2009/04/30
63330	CC Rabobank B.A. - HSI R Bull CBBC Dec 2009 A	2009/04/28	2009/04/29
63331	CC Rabobank B.A. - HSI R Bull CBBC Dec 2009 B	2009/04/28	2009/04/29
63284	CC Rabobank B.A. - HSI R Bull CBBC Feb 2010 A	2009/04/28	2009/04/29
31764	Deutsche Bank AG - A50 China R Bear CBBC Apr 2009 H	2009/04/28	2009/04/30
62980	Deutsche Bank AG - CC Bank R Bull CBBC Aug 2009 F	2009/04/28	2009/04/29
63196	Deutsche Bank AG - China Life R Bull CBBC Sep 2009 D	2009/04/28	2009/04/29
31763	Deutsche Bank AG - HSCEI R Bear CBBC Apr 2009 C	2009/04/28	2009/04/30
30980	Deutsche Bank AG - HSI R Bear CBBC Apr 2009 A	2009/04/28	2009/04/30
31006	Deutsche Bank AG - HSI R Bear CBBC Apr 2009 B	2009/04/28	2009/04/30
31121	Deutsche Bank AG - HSI R Bear CBBC Apr 2009 I	2009/04/28	2009/04/30
31139	Deutsche Bank AG - HSI R Bear CBBC Apr 2009 K	2009/04/28	2009/04/30
31159	Deutsche Bank AG - HSI R Bear CBBC Apr 2009 L	2009/04/28	2009/04/30
31174	Deutsche Bank AG - HSI R Bear CBBC Apr 2009 M	2009/04/28	2009/04/30
31189	Deutsche Bank AG - HSI R Bear CBBC Apr 2009 O	2009/04/28	2009/04/30
31190	Deutsche Bank AG - HSI R Bear CBBC Apr 2009 P	2009/04/28	2009/04/30
31228	Deutsche Bank AG - HSI R Bear CBBC Apr 2009 S	2009/04/28	2009/04/30
31229	Deutsche Bank AG - HSI R Bear CBBC Apr 2009 T	2009/04/28	2009/04/30
31230	Deutsche Bank AG - HSI R Bear CBBC Apr 2009 U	2009/04/28	2009/04/30
63117	Deutsche Bank AG - HSI R Bull CBBC Jan 2010 C	2009/04/28	2009/04/29
63289	Deutsche Bank AG - HSI R Bull CBBC Nov 2009 H	2009/04/28	2009/04/29
63290	Deutsche Bank AG - HSI R Bull CBBC Nov 2009 M	2009/04/28	2009/04/29
30826	Goldman Sachs SP (Asia) - HSI R Bear CBBC Apr 2009 C	2009/04/28	2009/04/30
30852	Goldman Sachs SP (Asia) - HSI R Bear CBBC Apr 2009 D	2009/04/28	2009/04/30
31000	Goldman Sachs SP (Asia) - HSI R Bear CBBC Apr 2009 F	2009/04/28	2009/04/30
31033	Goldman Sachs SP (Asia) - HSI R Bear CBBC Apr 2009 H	2009/04/28	2009/04/30
31086	Goldman Sachs SP (Asia) - HSI R Bear CBBC Apr 2009 J	2009/04/28	2009/04/30
63382	Goldman Sachs SP (Asia) - HSI R Bull CBBC Oct 2009 I	2009/04/28	2009/04/29
63383	Goldman Sachs SP (Asia) - HSI R Bull CBBC Oct 2009 J	2009/04/28	2009/04/29
63395	HK Bank - HSI R Bull CBBC Nov 2009 D	2009/04/28	2009/04/29
63450	KBC Fin Products Int'l Ltd. - Ch Mobile R Bull CBBC Oct 09 B	2009/04/28	2009/04/29
63309	KBC Fin Products Int'l Ltd. - HSCEI R Bull CBBC Sep 2009 H	2009/04/28	2009/04/29
31955	KBC Fin Products Int'l Ltd. - HSI R Bear CBBC Apr 2009 B	2009/04/28	2009/04/30
31956	KBC Fin Products Int'l Ltd. - HSI R Bear CBBC Apr 2009 C	2009/04/28	2009/04/30
31957	KBC Fin Products Int'l Ltd. - HSI R Bear CBBC Apr 2009 D	2009/04/28	2009/04/30
32100	KBC Fin Products Int'l Ltd. - HSI R Bear CBBC Apr 2009 G	2009/04/28	2009/04/30
32349	KBC Fin Products Int'l Ltd. - HSI R Bull CBBC Apr 2009 H	2009/04/28	2009/04/30
60109	KBC Fin Products Int'l Ltd. - HSI R Bull CBBC Apr 2009 I	2009/04/28	2009/04/30
60256	KBC Fin Products Int'l Ltd. - HSI R Bull CBBC Apr 2009 K	2009/04/28	2009/04/30
60620	KBC Fin Products Int'l Ltd. - HSI R Bull CBBC Apr 2009 U	2009/04/28	2009/04/30
60621	KBC Fin Products Int'l Ltd. - HSI R Bull CBBC Apr 2009 V	2009/04/28	2009/04/30
63096	KBC Fin Products Int'l Ltd. - HSI R Bull CBBC Aug 2009 X	2009/04/28	2009/04/29
63311	KBC Fin Products Int'l Ltd. - HSI R Bull CBBC Oct 2009 F	2009/04/28	2009/04/29
63456	KBC Fin Products Int'l Ltd. - HSI R Bull CBBC Oct 2009 M	2009/04/28	2009/04/29
30721	Macquarie Bank Ltd. - HSI R Bear CBBC Apr 2009 C	2009/04/28	2009/04/30
30722	Macquarie Bank Ltd. - HSI R Bear CBBC Apr 2009 D	2009/04/28	2009/04/30

## List of expired CBBC, 2009 (continued)

Code	CBBC	Last trading date	Delisted date
30723	Macquarie Bank Ltd. - HSI R Bear CBBC Apr 2009 E	2009/04/28	2009/04/30
31511	Macquarie Bank Ltd. - HSI R Bear CBBC Apr 2009 H	2009/04/28	2009/04/30
63394	Macquarie Bank Ltd. - HSI R Bull CBBC Oct 2009 C	2009/04/28	2009/04/29
63140	SGA Societe Generale Acceptance N.V. -A50 R Bull CBBC Oct09E	2009/04/28	2009/04/29
62860	SGA Societe Generale Acceptance N.V. -CCB R Bull CBBC Nov09B	2009/04/28	2009/04/29
31783	SGA Societe Generale Acceptance N.V. -HSI R Bear CBBC Apr09C	2009/04/28	2009/04/30
31784	SGA Societe Generale Acceptance N.V. -HSI R Bear CBBC Apr09D	2009/04/28	2009/04/30
32195	SGA Societe Generale Acceptance N.V. -HSI R Bear CBBC Apr09M	2009/04/28	2009/04/30
32215	SGA Societe Generale Acceptance N.V. -HSI R Bear CBBC Apr09O	2009/04/28	2009/04/30
32279	SGA Societe Generale Acceptance N.V. -HSI R Bull CBBC Apr09R	2009/04/28	2009/04/30
32334	SGA Societe Generale Acceptance N.V. -HSI R Bull CBBC Apr09T	2009/04/28	2009/04/30
32353	SGA Societe Generale Acceptance N.V. -HSI R Bull CBBC Apr09V	2009/04/28	2009/04/30
60005	SGA Societe Generale Acceptance N.V. -HSI R Bull CBBC Apr09X	2009/04/28	2009/04/30
60062	SGA Societe Generale Acceptance N.V. -HSI R Bull CBBC Apr09Z	2009/04/28	2009/04/30
63263	SGA Societe Generale Acceptance N.V. -HSI R Bull CBBC Oct09T	2009/04/28	2009/04/29
63388	SGA Societe Generale Acceptance N.V. -HSI R Bull CBBC Oct09X	2009/04/28	2009/04/29
63192	SGA Societe Generale Acceptance N.V.-CLife R Bull CBBC Nov09H	2009/04/28	2009/04/29
63268	SGA Societe Generale Acceptance NV-PingAn R Bull CBBC Oct09D	2009/04/28	2009/04/29
63355	UBS AG - BankComm R Bull CBBC Jan 2010 A	2009/04/28	2009/04/29
62959	UBS AG - China Life R Bull CBBC Oct 2009 S	2009/04/28	2009/04/29
62961	UBS AG - CM Bank R Bull CBBC Nov 2009 D	2009/04/28	2009/04/29
63226	UBS AG - HKEx R Bull CBBC Nov 2009 C	2009/04/28	2009/04/29
31016	UBS AG - HSCEI R Bear CBBC Apr 2009 F	2009/04/28	2009/04/30
31595	UBS AG - HSCEI R Bull CBBC Apr 2009 U	2009/04/28	2009/04/30
31599	UBS AG - HSCEI R Bull CBBC Apr 2009 V	2009/04/28	2009/04/30
31600	UBS AG - HSCEI R Bull CBBC Apr 2009 W	2009/04/28	2009/04/30
63481	UBS AG - HSCEI R Bull CBBC Nov 2009 D	2009/04/28	2009/04/29
63109	UBS AG - HSCEI R Bull CBBC Oct 2009 N	2009/04/28	2009/04/29
31804	UBS AG - HSI R Bear CBBC Apr 2009 A	2009/04/28	2009/04/30
30779	UBS AG - HSI R Bear CBBC Apr 2009 B	2009/04/28	2009/04/30
30780	UBS AG - HSI R Bear CBBC Apr 2009 C	2009/04/28	2009/04/30
30996	UBS AG - HSI R Bear CBBC Apr 2009 D	2009/04/28	2009/04/30
30873	UBS AG - HSI R Bear CBBC Apr 2009 E	2009/04/28	2009/04/30
30937	UBS AG - HSI R Bear CBBC Apr 2009 F	2009/04/28	2009/04/30
30897	UBS AG - HSI R Bear CBBC Apr 2009 G	2009/04/28	2009/04/30
30898	UBS AG - HSI R Bear CBBC Apr 2009 H	2009/04/28	2009/04/30
30781	UBS AG - HSI R Bear CBBC Apr 2009 I	2009/04/28	2009/04/30
31153	UBS AG - HSI R Bear CBBC Apr 2009 J	2009/04/28	2009/04/30
31803	UBS AG - HSI R Bear CBBC Apr 2009 K	2009/04/28	2009/04/30
30994	UBS AG - HSI R Bear CBBC Apr 2009 L	2009/04/28	2009/04/30
31805	UBS AG - HSI R Bear CBBC Apr 2009 M	2009/04/28	2009/04/30
31748	UBS AG - HSI R Bear CBBC Apr 2009 N	2009/04/28	2009/04/30
31749	UBS AG - HSI R Bear CBBC Apr 2009 O	2009/04/28	2009/04/30
31752	UBS AG - HSI R Bear CBBC Apr 2009 P	2009/04/28	2009/04/30
31789	UBS AG - HSI R Bear CBBC Apr 2009 Q	2009/04/28	2009/04/30
31790	UBS AG - HSI R Bear CBBC Apr 2009 R	2009/04/28	2009/04/30
31802	UBS AG - HSI R Bear CBBC Apr 2009 U	2009/04/28	2009/04/30
31255	UBS AG - HSI R Bear CBBC Apr 2009 V	2009/04/28	2009/04/30
31147	UBS AG - HSI R Bear CBBC Apr 2009 W	2009/04/28	2009/04/30
31450	UBS AG - HSI R Bear CBBC Apr 2009 X	2009/04/28	2009/04/30
31182	UBS AG - HSI R Bear CBBC Apr 2009 Y	2009/04/28	2009/04/30
30847	UBS AG - HSI R Bear CBBC Apr 2009 Z	2009/04/28	2009/04/30
63112	UBS AG - HSI R Bull CBBC Dec 2009 E	2009/04/28	2009/04/29
63324	UBS AG - HSI R Bull CBBC Dec 2009 L	2009/04/28	2009/04/29
63482	UBS AG - HSI R Bull CBBC Dec 2009 S	2009/04/28	2009/04/29
63280	UBS AG - HSI R Bull CBBC Nov 2009 I	2009/04/28	2009/04/29
63364	UBS AG - Ping An R Bull CBBC Jan 2010 B	2009/04/28	2009/04/29
63229	UBS AG - SHK Ppt R Bull CBBC Jan 2010 B	2009/04/28	2009/04/29
63511	BNP Paribas Arbit Issu B.V. - HSI R Bull CBBC Oct 2009 T	2009/04/29	2009/04/30
63506	SGA Societe Generale Acceptance N.V. -HSI R Bull CBBC Nov09D	2009/04/29	2009/04/30
63532	UBS AG - HSCEI R Bull CBBC Nov 2009 E	2009/04/29	2009/04/30
63531	UBS AG - HSI R Bull CBBC Dec 2009 V	2009/04/29	2009/04/30
63530	UBS AG - HSI R Bull CBBC Oct 2009 O	2009/04/29	2009/04/30
63537	ABN AMRO Bank N.V. - HSI R Bear CBBC Aug 2009 H	2009/04/30	2009/05/04
63502	ABN AMRO Bank N.V. - HSI R Bear CBBC Aug 2009 O	2009/04/30	2009/05/04
63538	BNP Paribas Arbit Issu B.V. - HSI R Bear CBBC Dec 2009 J	2009/04/30	2009/05/04
63539	BNP Paribas Arbit Issu B.V. - HSI R Bear CBBC Dec 2009 L	2009/04/30	2009/05/04
63541	Deutsche Bank AG - China Life R Bear CBBC Sep 2009 J	2009/04/30	2009/05/04
63543	Deutsche Bank AG - HKEx R Bear CBBC Oct 2009 E	2009/04/30	2009/05/04
63558	Deutsche Bank AG - HSI R Bear CBBC Nov 2009 I	2009/04/30	2009/05/04
63545	Deutsche Bank AG - HSI R Bear CBBC Nov 2009 O	2009/04/30	2009/05/04
63544	Deutsche Bank AG - HSI R Bear CBBC Nov 2009 S	2009/04/30	2009/05/04
63490	Deutsche Bank AG - HSI R Bear CBBC Nov 2009 U	2009/04/30	2009/05/04
63410	Deutsche Bank AG - HSI R Bear CBBC Oct 2009 A	2009/04/30	2009/05/04
63409	Deutsche Bank AG - HSI R Bear CBBC Oct 2009 P	2009/04/30	2009/05/04
60372	KBC Fin Products Int'l Ltd. - A50 China R Bull CBBC May 09 A	2009/04/30	2009/05/05
60541	KBC Fin Products Int'l Ltd. - HKEx R Bull CBBC May 2009 A	2009/04/30	2009/05/05
60659	KBC Fin Products Int'l Ltd. - HSBC R Bear CBBC May 2009 C	2009/04/30	2009/05/05
63356	KBC Fin Products Int'l Ltd. - HSI R Bear CBBC Sep 2009 R	2009/04/30	2009/05/04
60824	KBC Fin Products Int'l Ltd. - SHK Ppt R Bull CBBC May 2009 A	2009/04/30	2009/05/05
63551	SGA Societe Generale Acceptance N.V. -HSI R Bear CBBC Nov09J	2009/04/30	2009/05/04
62732	SGA Societe Generale Acceptance N.V.-TCH R Bear CBBC Dec09A	2009/04/30	2009/05/04
62857	SGA Societe Generale Acceptance N.V.-CK(H) R Bear CBBC Oct09D	2009/04/30	2009/05/04
60098	UBS AG - A50 China R Bull CBBC May 2009 C	2009/04/30	2009/05/05
60099	UBS AG - A50 China R Bull CBBC May 2009 D	2009/04/30	2009/05/05
60086	UBS AG - Cheung Kong R Bull CBBC May 2009 A	2009/04/30	2009/05/05
60089	UBS AG - China Mobile R Bull CBBC May 2009 A	2009/04/30	2009/05/05



## List of expired CBBC, 2009 (continued)

Code	CBBC	Last trading date	Delisted date
60090	UBS AG - China Shenhua R Bull CBBC May 2009 A	2009/04/30	2009/05/05
63497	UBS AG - HSBC R Bear CBBC Dec 2009 H	2009/04/30	2009/05/04
63371	UBS AG - HSI R Bear CBBC Dec 2009 P	2009/04/30	2009/05/04
63493	UBS AG - HSI R Bear CBBC Dec 2009 T	2009/04/30	2009/05/04
63534	UBS AG - HSI R Bear CBBC Oct 2009 C	2009/04/30	2009/05/04
63369	UBS AG - HSI R Bear CBBC Oct 2009 H	2009/04/30	2009/05/04
60043	UBS AG - Hutchison R Bear CBBC May 2009 A	2009/04/30	2009/05/05
60309	UBS AG - ICBC R Bull CBBC May 2009 B	2009/04/30	2009/05/05
60095	UBS AG - Petrochina R Bull CBBC May 2009 A	2009/04/30	2009/05/05
60096	UBS AG - Petrochina R Bull CBBC May 2009 B	2009/04/30	2009/05/05
63560	ABN AMRO Bank N.V. - HSCEI R Bear CBBC Sep 2009 D	2009/05/04	2009/05/05
63471	ABN AMRO Bank N.V. - HSI R Bear CBBC Aug 2009 N	2009/05/04	2009/05/05
60397	ABN AMRO Bank N.V. - HSI R Bear CBBC Jul 2009 C	2009/05/04	2009/05/05
61070	ABN AMRO Bank N.V. - HSI R Bear CBBC May 2009 U	2009/05/04	2009/05/05
63115	ABN AMRO Bank N.V. - HSI R Bear CBBC Oct 2009 G	2009/05/04	2009/05/05
61449	BNP Paribas Arbit Issu B.V. - HSI R Bear CBBC Aug 2009 V	2009/05/04	2009/05/05
63512	BNP Paribas Arbit Issu B.V. - HSI R Bear CBBC Dec 2009 K	2009/05/04	2009/05/05
63540	BNP Paribas Arbit Issu B.V. - HSI R Bear CBBC Dec 2009 M	2009/05/04	2009/05/05
61447	BNP Paribas Arbit Issu B.V. - HSI R Bear CBBC Jul 2009 P	2009/05/04	2009/05/05
32233	BNP Paribas Arbit Issu B.V. - HSI R Bear CBBC Sep 2009 D	2009/05/04	2009/05/05
60842	BNP Paribas Arbit Issu B.V. - ICBC R Bear CBBC Nov 2009 B	2009/05/04	2009/05/05
63333	CC Rabobank B.A. - HSCEI R Bear CBBC Dec 2009 G	2009/05/04	2009/05/05
61116	CC Rabobank B.A. - HSI R Bear CBBC Aug 2009 E	2009/05/04	2009/05/05
63335	CC Rabobank B.A. - HSI R Bear CBBC Dec 2009 C	2009/05/04	2009/05/05
63336	CC Rabobank B.A. - HSI R Bear CBBC Dec 2009 D	2009/05/04	2009/05/05
63444	CC Rabobank B.A. - HSI R Bear CBBC Dec 2009 H	2009/05/04	2009/05/05
63445	CC Rabobank B.A. - HSI R Bear CBBC Dec 2009 I	2009/05/04	2009/05/05
63446	CC Rabobank B.A. - HSI R Bear CBBC Dec 2009 J	2009/05/04	2009/05/05
63447	CC Rabobank B.A. - HSI R Bear CBBC Dec 2009 K	2009/05/04	2009/05/05
63557	CC Rabobank B.A. - HSI R Bear CBBC Jan 2010 E	2009/05/04	2009/05/05
63448	CC Rabobank B.A. - HSI R Bear CBBC Mar 2010 C	2009/05/04	2009/05/05
63542	Deutsche Bank AG - China Life R Bear CBBC Sep 2009 K	2009/05/04	2009/05/05
63488	Deutsche Bank AG - CNOOC R Bear CBBC Oct 2009 C	2009/05/04	2009/05/05
61077	Deutsche Bank AG - HKEX R Bear CBBC Jul 2009 H	2009/05/04	2009/05/05
63489	Deutsche Bank AG - HSBC R Bear CBBC Sep 2009 J	2009/05/04	2009/05/05
61357	Deutsche Bank AG - HSI R Bear CBBC Aug 2009 P	2009/05/04	2009/05/05
62848	Deutsche Bank AG - HSI R Bear CBBC Dec 2009 G	2009/05/04	2009/05/05
63167	Deutsche Bank AG - HSI R Bear CBBC Dec 2009 P	2009/05/04	2009/05/05
63122	Deutsche Bank AG - HSI R Bear CBBC Jan 2010 D	2009/05/04	2009/05/05
60469	Deutsche Bank AG - HSI R Bear CBBC Jul 2009 U	2009/05/04	2009/05/05
32208	Deutsche Bank AG - HSI R Bear CBBC Jun 2009 Q	2009/05/04	2009/05/05
63491	Deutsche Bank AG - HSI R Bear CBBC Nov 2009 G	2009/05/04	2009/05/05
63492	Deutsche Bank AG - HSI R Bear CBBC Nov 2009 P	2009/05/04	2009/05/05
63443	Deutsche Bank AG - HSI R Bear CBBC Oct 2009 K	2009/05/04	2009/05/05
63449	Deutsche Bank AG - HSI R Bear CBBC Oct 2009 L	2009/05/04	2009/05/05
61018	Deutsche Bank AG - HSI R Bear CBBC Sep 2009 S	2009/05/04	2009/05/05
61605	Deutsche Bank AG - ICBC R Bear CBBC Jul 2009 C	2009/05/04	2009/05/05
61711	Deutsche Bank AG - Petrochina R Bear CBBC Jul 2009 D	2009/05/04	2009/05/05
63498	Goldman Sachs SP (Asia) - HSI R Bear CBBC Nov 2009 G	2009/05/04	2009/05/05
63546	Goldman Sachs SP (Asia) - HSI R Bear CBBC Nov 2009 H	2009/05/04	2009/05/05
63265	Goldman Sachs SP (Asia) - HSI R Bear CBBC Oct 2009 H	2009/05/04	2009/05/05
60966	HK Bank - HSI R Bear CBBC Jun 2009 B	2009/05/04	2009/05/05
63151	HK Bank - HSI R Bear CBBC Sep 2009 B	2009/05/04	2009/05/05
62976	KBC Fin Products Int'l Ltd. - Ch Life R Bear CBBC Jul 2009 H	2009/05/04	2009/05/05
63103	KBC Fin Products Int'l Ltd. - CP&CC R Bear CBBC Oct 2009 B	2009/05/04	2009/05/05
63307	KBC Fin Products Int'l Ltd. - HKEX R Bear CBBC Oct 2009 E	2009/05/04	2009/05/05
63451	KBC Fin Products Int'l Ltd. - HSBC R Bear CBBC Oct 2009 F	2009/05/04	2009/05/05
63453	KBC Fin Products Int'l Ltd. - HSCEI R Bear CBBC Oct 2009 G	2009/05/04	2009/05/05
62052	KBC Fin Products Int'l Ltd. - HSI R Bear CBBC Aug 2009 S	2009/05/04	2009/05/05
60985	KBC Fin Products Int'l Ltd. - HSI R Bear CBBC May 2009 N	2009/05/04	2009/05/05
60316	KBC Fin Products Int'l Ltd. - HSI R Bear CBBC Oct 2009 O	2009/05/04	2009/05/05
63460	KBC Fin Products Int'l Ltd. - HSI R Bear CBBC Oct 2009 I	2009/05/04	2009/05/05
62948	KBC Fin Products Int'l Ltd. - HSI R Bear CBBC Oct 2009 Q	2009/05/04	2009/05/05
63454	KBC Fin Products Int'l Ltd. - HSI R Bear CBBC Sep 2009 P	2009/05/04	2009/05/05
61991	KBC Fin Products Int'l Ltd. - HSI R Bear CBBC Sep 2009 S	2009/05/04	2009/05/05
62977	KBC Fin Products Int'l Ltd. - ICBC R Bear CBBC Sep 2009 C	2009/05/04	2009/05/05
63426	Macquarie Bank Ltd. - HSI R Bear CBBC Oct 2009 E	2009/05/04	2009/05/05
60262	SGA Societe Generale Acceptance N.V. -CCB R Bull CBBC May09A	2009/05/04	2009/05/06
60263	SGA Societe Generale Acceptance N.V. -CCB R Bull CBBC May09B	2009/05/04	2009/05/06
60969	SGA Societe Generale Acceptance N.V. -HSI R Bear CBBC Aug09J	2009/05/04	2009/05/05
32010	SGA Societe Generale Acceptance N.V. -HSI R Bear CBBC May09F	2009/05/04	2009/05/05
63507	SGA Societe Generale Acceptance N.V. -HSI R Bear CBBC Nov09E	2009/05/04	2009/05/05
63508	SGA Societe Generale Acceptance N.V. -HSI R Bear CBBC Nov09F	2009/05/04	2009/05/05
63552	SGA Societe Generale Acceptance N.V. -HSI R Bear CBBC Nov09K	2009/05/04	2009/05/05
63568	SGA Societe Generale Acceptance N.V. -HSI R Bear CBBC Nov09M	2009/05/04	2009/05/05
63486	SGA Societe Generale Acceptance N.V. -HSI R Bear CBBC Oct09H	2009/05/04	2009/05/05
63136	SGA Societe Generale Acceptance N.V. -HSI R Bear CBBC Oct09Q	2009/05/04	2009/05/05
63137	SGA Societe Generale Acceptance N.V. -HSI R Bear CBBC Oct09R	2009/05/04	2009/05/05
62662	SGA Societe Generale Acceptance N.V. -COVS R Bear CBBC Oct09C	2009/05/04	2009/05/05
61511	SGA Societe Generale Acceptance N.V. -HKEX R Bear CBBC Sep09C	2009/05/04	2009/05/05
61509	SGA Societe Generale Acceptance N.V. -CNOOC R Bear CBBC Jul09P	2009/05/04	2009/05/05
61089	SGA Societe Generale Acceptance N.V. -CP&CC R Bear CBBC Jul09B	2009/05/04	2009/05/05
61719	SGA Societe Generale Acceptance N.V. -PetCh R Bear CBBC Oct09D	2009/05/04	2009/05/05
63055	SGA Societe Generale Acceptance NV -HSCEI R Bear CBBC Oct09J	2009/05/04	2009/05/05
63533	UBS AG - A50 China R Bear CBBC Nov 2009 O	2009/05/04	2009/05/05
61611	UBS AG - CCCCL R Bear CBBC Aug 2009 C	2009/05/04	2009/05/05
61341	UBS AG - Cheung Kong R Bear CBBC Jul 2009 F	2009/05/04	2009/05/05

## List of expired CBBC, 2009 (continued)

Code	CBBC	Last trading date	Delisted date
63535	UBS AG - China Life R Bear CBBC Nov 2009 P	2009/05/04	2009/05/05
63529	UBS AG - China Mobile R Bear CBBC Nov 2009 J	2009/05/04	2009/05/05
61146	UBS AG - CNOOC R Bear CBBC Jun 2009 E	2009/05/04	2009/05/05
63536	UBS AG - CNOOC R Bear CBBC Nov 2009 B	2009/05/04	2009/05/05
61147	UBS AG - HKEx R Bear CBBC Jun 2009 X	2009/05/04	2009/05/05
61886	UBS AG - HSCEI R Bear CBBC Mar 2010 C	2009/05/04	2009/05/05
63370	UBS AG - HSCEI R Bear CBBC Nov 2009 C	2009/05/04	2009/05/05
63571	UBS AG - HSI R Bear CBBC Apr 2010 A	2009/05/04	2009/05/05
63494	UBS AG - HSI R Bear CBBC Dec 2009 U	2009/05/04	2009/05/05
63009	UBS AG - HSI R Bear CBBC Jul 2009 U	2009/05/04	2009/05/05
32055	UBS AG - HSI R Bear CBBC Jun 2009 J	2009/05/04	2009/05/05
32187	UBS AG - HSI R Bear CBBC May 2009 D	2009/05/04	2009/05/05
32239	UBS AG - HSI R Bear CBBC May 2009 H	2009/05/04	2009/05/05
63436	UBS AG - HSI R Bear CBBC Nov 2009 H	2009/05/04	2009/05/05
63437	UBS AG - HSI R Bear CBBC Nov 2009 J	2009/05/04	2009/05/05
62038	UBS AG - HSI R Bear CBBC Oct 2009 K	2009/05/04	2009/05/05
32369	UBS AG - HSI R Bear CBBC Sep 2009 B	2009/05/04	2009/05/05
61109	UBS AG - HSI R Bear CBBC Sep 2009 N	2009/05/04	2009/05/05
63213	UBS AG - HSI R Bear CBBC Sep 2009 R	2009/05/04	2009/05/05
61595	UBS AG - Petrochina R Bear CBBC Jul 2009 K	2009/05/04	2009/05/05
61320	UBS AG - Sinopec Corp R Bear CBBC Aug 2009 F	2009/05/04	2009/05/05
63260	ABN AMRO Bank N.V. - HSBC R Bear CBBC Nov 2009 C	2009/05/05	2009/05/06
63378	ABN AMRO Bank N.V. - HSI R Bear CBBC Aug 2009 A	2009/05/05	2009/05/06
60351	ABN AMRO Bank N.V. - HSI R Bear CBBC May 2009 Z	2009/05/05	2009/05/06
63592	ABN AMRO Bank N.V. - HSI R Bear CBBC Sep 2009 B	2009/05/05	2009/05/06
63593	ABN AMRO Bank N.V. - HSI R Bear CBBC Sep 2009 C	2009/05/05	2009/05/06
60425	ABN AMRO Bank N.V. - NQ100 R Bear CBBC Jun 2009 B	2009/05/05	2009/05/06
63281	BNP Paribas Arbit Issu B.V. - HKEx R Bear CBBC Dec 2009 B	2009/05/05	2009/05/06
61251	BNP Paribas Arbit Issu B.V. - HSI R Bear CBBC Jul 2009 K	2009/05/05	2009/05/06
63594	Deutsche Bank AG - China Mobile R Bear CBBC Oct 2009 E	2009/05/05	2009/05/06
61477	Deutsche Bank AG - HKEx R Bear CBBC Jul 2009 J	2009/05/05	2009/05/06
62890	Deutsche Bank AG - HSI R Bear CBBC Dec 2009 J	2009/05/05	2009/05/06
63168	Deutsche Bank AG - HSI R Bear CBBC Dec 2009 Q	2009/05/05	2009/05/06
63584	Deutsche Bank AG - HSI R Bear CBBC Dec 2009 Y	2009/05/05	2009/05/06
32016	Deutsche Bank AG - HSI R Bear CBBC Jun 2009 B	2009/05/05	2009/05/06
32209	Deutsche Bank AG - HSI R Bear CBBC Jun 2009 R	2009/05/05	2009/05/06
61626	Deutsche Bank AG - Petrochina R Bear CBBC Jul 2009 C	2009/05/05	2009/05/06
63585	KBC Fin Products Int'l Ltd. - CC Bank R Bear CBBC Sep 2009 B	2009/05/05	2009/05/06
63586	KBC Fin Products Int'l Ltd. - Ch Life R Bear CBBC Aug 2009 H	2009/05/05	2009/05/06
63587	KBC Fin Products Int'l Ltd. - Ch Mobile R Bear CBBC Oct 09 C	2009/05/05	2009/05/06
61192	KBC Fin Products Int'l Ltd. - HKEx R Bear CBBC Nov 2009 A	2009/05/05	2009/05/06
63588	KBC Fin Products Int'l Ltd. - HKEx R Bear CBBC Sep 2009 E	2009/05/05	2009/05/06
63578	KBC Fin Products Int'l Ltd. - HSCEI R Bear CBBC Nov 2009 B	2009/05/05	2009/05/06
62251	KBC Fin Products Int'l Ltd. - HSI R Bear CBBC Nov 2009 G	2009/05/05	2009/05/06
63581	KBC Fin Products Int'l Ltd. - HSI R Bear CBBC Oct 2009 K	2009/05/05	2009/05/06
63582	KBC Fin Products Int'l Ltd. - HSI R Bear CBBC Oct 2009 O	2009/05/05	2009/05/06
63583	KBC Fin Products Int'l Ltd. - HSI R Bear CBBC Sep 2009 V	2009/05/05	2009/05/06
62054	KBC Fin Products Int'l Ltd. - HSI R Bear CBBC Sep 2009 Y	2009/05/05	2009/05/06
61206	Macquarie Bank Ltd. - HSI R Bear CBBC Jun 2009 E	2009/05/05	2009/05/06
60232	SGA Societe Generale Acceptance N.V. - HSI R Bear CBBC Jun09P	2009/05/05	2009/05/06
32011	SGA Societe Generale Acceptance N.V. - HSI R Bear CBBC May09G	2009/05/05	2009/05/06
63509	SGA Societe Generale Acceptance N.V. - HSI R Bear CBBC Nov09G	2009/05/05	2009/05/06
63269	SGA Societe Generale Acceptance N.V. - HSI R Bear CBBC Oct09U	2009/05/05	2009/05/06
61173	SGA Societe Generale Acceptance N.V. - BOCL R Bear CBBC Jul09C	2009/05/05	2009/05/06
61490	SGA Societe Generale Acceptance N.V. - CTel R Bear CBBC Aug09A	2009/05/05	2009/05/06
61537	SGA Societe Generale Acceptance N.V. - HKEx R Bear CBBC Sep09E	2009/05/05	2009/05/06
62932	SGA Societe Generale Acceptance N.V. - BOCOM R Bear CBBC Dec09A	2009/05/05	2009/05/06
61175	SGA Societe Generale Acceptance N.V. - CK(H) R Bear CBBC Jul09B	2009/05/05	2009/05/06
63565	SGA Societe Generale Acceptance N.V. - CLife R Bear CBBC Dec09G	2009/05/05	2009/05/06
63495	UBS AG - CC Bank R Bear CBBC Dec 2009 D	2009/05/05	2009/05/06
63231	UBS AG - Cheung Kong R Bear CBBC Jan 2010 B	2009/05/05	2009/05/06
62275	UBS AG - China Life R Bear CBBC Oct 2009 L	2009/05/05	2009/05/06
63590	UBS AG - China Shenhua R Bear CBBC Jan 2010 C	2009/05/05	2009/05/06
63236	UBS AG - HKEx R Bear CBBC Nov 2009 D	2009/05/05	2009/05/06
61887	UBS AG - HSCEI R Bear CBBC Mar 2010 D	2009/05/05	2009/05/06
63572	UBS AG - HSI R Bear CBBC Apr 2010 B	2009/05/05	2009/05/06
32255	UBS AG - HSI R Bear CBBC May 2009 C	2009/05/05	2009/05/06
32188	UBS AG - HSI R Bear CBBC May 2009 G	2009/05/05	2009/05/06
63214	UBS AG - HSI R Bear CBBC Sep 2009 Y	2009/05/05	2009/05/06
63591	UBS AG - ICBC R Bear CBBC Jan 2010 C	2009/05/05	2009/05/06
61983	ABN AMRO Bank N.V. - HSBC R Bear CBBC Jul 2009 G	2009/05/06	2009/05/07
61289	ABN AMRO Bank N.V. - HSCEI R Bear CBBC Jun 2009 E	2009/05/06	2009/05/07
63379	ABN AMRO Bank N.V. - HSI R Bear CBBC Aug 2009 E	2009/05/06	2009/05/07
61071	ABN AMRO Bank N.V. - HSI R Bear CBBC May 2009 G	2009/05/06	2009/05/07
63563	ABN AMRO Bank N.V. - HSI R Bear CBBC Sep 2009 A	2009/05/06	2009/05/07
63633	ABN AMRO Bank N.V. - HSI R Bear CBBC Sep 2009 D	2009/05/06	2009/05/07
62241	BNP Paribas Arbit Issu B.V. - HSBC R Bear CBBC Sep 2009 I	2009/05/06	2009/05/07
32192	BNP Paribas Arbit Issu B.V. - HSI R Bear CBBC Aug 2009 H	2009/05/06	2009/05/07
63627	BNP Paribas Arbit Issu B.V. - HSI R Bear CBBC Dec 2009 F	2009/05/06	2009/05/07
63626	BNP Paribas Arbit Issu B.V. - HSI R Bear CBBC Dec 2009 N	2009/05/06	2009/05/07
61794	CC Rabobank B.A. - HSBC R Bear CBBC Aug 2009 B	2009/05/06	2009/05/07
63334	CC Rabobank B.A. - HSCEI R Bear CBBC Dec 2009 H	2009/05/06	2009/05/07
60921	Deutsche Bank AG - China Life R Bear CBBC Aug 2009 M	2009/05/06	2009/05/07
61527	Deutsche Bank AG - HKEx R Bear CBBC Jul 2009 L	2009/05/06	2009/05/07
61824	Deutsche Bank AG - HSBC R Bear CBBC Aug 2009 D	2009/05/06	2009/05/07
60904	Deutsche Bank AG - HSI R Bear CBBC Aug 2009 Q	2009/05/06	2009/05/07
63207	Deutsche Bank AG - HSI R Bear CBBC Dec 2009 F	2009/05/06	2009/05/07



## List of expired CBBC, 2009 (continued)

Code	CBBC	Last trading date	Delisted date
63630	Deutsche Bank AG - HSI R Bear CBBC Dec 2009 Z	2009/05/06	2009/05/07
63204	Deutsche Bank AG - HSI R Bear CBBC Jan 2010 I	2009/05/06	2009/05/07
63631	Deutsche Bank AG - HSI R Bear CBBC Jan 2010 L	2009/05/06	2009/05/07
63632	Deutsche Bank AG - HSI R Bear CBBC Jan 2010 M	2009/05/06	2009/05/07
31962	Deutsche Bank AG - HSI R Bear CBBC May 2009 J	2009/05/06	2009/05/07
61019	Deutsche Bank AG - HSI R Bear CBBC Sep 2009 T	2009/05/06	2009/05/07
63629	Deutsche Bank AG - Sinopec Corp R Bear CBBC Oct 2009 B	2009/05/06	2009/05/07
61172	Goldman Sachs SP (Asia) - HSI R Bear CBBC Jun 2009 I	2009/05/06	2009/05/07
63628	Goldman Sachs SP (Asia) - HSI R Bear CBBC Nov 2009 I	2009/05/06	2009/05/07
63604	HK Bank - China Life R Bear CBBC Sep 2009 A	2009/05/06	2009/05/07
63607	HK Bank - HKEx R Bear CBBC Aug 2009 A	2009/05/06	2009/05/07
63150	HK Bank - HSI R Bear CBBC Sep 2009 A	2009/05/06	2009/05/07
63606	HK Bank - Sinopec Corp R Bear CBBC Nov 2009 B	2009/05/06	2009/05/07
63611	KBC Fin Products Int'l Ltd. - Ch Life R Bear CBBC Sep 2009 J	2009/05/06	2009/05/07
63612	KBC Fin Products Int'l Ltd. - HKEx R Bear CBBC Nov 2009 B	2009/05/06	2009/05/07
61755	KBC Fin Products Int'l Ltd. - HSBC R Bear CBBC Jul 2009 C	2009/05/06	2009/05/07
62108	KBC Fin Products Int'l Ltd. - HSCEI R Bear CBBC Sep 2009 C	2009/05/06	2009/05/07
62050	KBC Fin Products Int'l Ltd. - HSI R Bear CBBC Jul 2009 Q	2009/05/06	2009/05/07
60986	KBC Fin Products Int'l Ltd. - HSI R Bear CBBC Jun 2009 N	2009/05/06	2009/05/07
62949	KBC Fin Products Int'l Ltd. - HSI R Bear CBBC Nov 2009 O	2009/05/06	2009/05/07
63610	KBC Fin Products Int'l Ltd. - HSI R Bear CBBC Oct 2009 P	2009/05/06	2009/05/07
63625	KBC Fin Products Int'l Ltd. - HSI R Bear CBBC Oct 2009 Z	2009/05/06	2009/05/07
60987	KBC Fin Products Int'l Ltd. - HSI R Bear CBBC Sep 2009 A	2009/05/06	2009/05/07
63609	KBC Fin Products Int'l Ltd. - HSI R Bear CBBC Sep 2009 T	2009/05/06	2009/05/07
63302	Macquarie Bank Ltd. - HSBC R Bear CBBC Mar 2010 A	2009/05/06	2009/05/07
61084	Macquarie Bank Ltd. - HSI R Bear CBBC Jun 2009 C	2009/05/06	2009/05/07
60970	SGA Societe Generale Acceptance N.V. -HSI R Bear CBBC Aug09K	2009/05/06	2009/05/07
60409	SGA Societe Generale Acceptance N.V. -HSI R Bear CBBC Jul09D	2009/05/06	2009/05/07
63510	SGA Societe Generale Acceptance N.V. -HSI R Bear CBBC Nov09H	2009/05/06	2009/05/07
63569	SGA Societe Generale Acceptance N.V. -HSI R Bear CBBC Nov09N	2009/05/06	2009/05/07
63599	SGA Societe Generale Acceptance N.V. -HSI R Bear CBBC Nov09R	2009/05/06	2009/05/07
63270	SGA Societe Generale Acceptance N.V. -HSI R Bear CBBC Oct09V	2009/05/06	2009/05/07
63273	SGA Societe Generale Acceptance N.V. -HKEx R Bear CBBC Dec09A	2009/05/06	2009/05/07
62132	SGA Societe Generale Acceptance N.V. -HSBC R Bear CBBC Aug09G	2009/05/06	2009/05/07
61094	SGA Societe Generale Acceptance N.V. -HWR R Bear CBBC Jul 09C	2009/05/06	2009/05/07
63608	SGA Societe Generale Acceptance N.V. -CLife R Bear CBBC Dec09H	2009/05/06	2009/05/07
63614	UBS AG - China Life R Bear CBBC Nov 2009 Q	2009/05/06	2009/05/07
63225	UBS AG - China Shenhua R Bear CBBC Jan 2010 A	2009/05/06	2009/05/07
63615	UBS AG - CM Bank R Bear CBBC Jan 2010 D	2009/05/06	2009/05/07
63237	UBS AG - HKEx R Bear CBBC Nov 2009 E	2009/05/06	2009/05/07
63616	UBS AG - HKEx R Bear CBBC Nov 2009 H	2009/05/06	2009/05/07
61695	UBS AG - HS Bank R Bear CBBC Jul 2009 B	2009/05/06	2009/05/07
61752	UBS AG - HSBC R Bear CBBC Jul 2009 R	2009/05/06	2009/05/07
61770	UBS AG - HSBC R Bear CBBC Jul 2009 U	2009/05/06	2009/05/07
63619	UBS AG - HSCEI R Bear CBBC Nov 2009 F	2009/05/06	2009/05/07
63620	UBS AG - HSCEI R Bear CBBC Nov 2009 G	2009/05/06	2009/05/07
63623	UBS AG - HSI R Bear CBBC Dec 2009 M	2009/05/06	2009/05/07
63624	UBS AG - HSI R Bear CBBC Dec 2009 N	2009/05/06	2009/05/07
63621	UBS AG - HSI R Bear CBBC Dec 2009 Y	2009/05/06	2009/05/07
63622	UBS AG - HSI R Bear CBBC Dec 2009 Z	2009/05/06	2009/05/07
32154	UBS AG - HSI R Bear CBBC Jun 2009 Z	2009/05/06	2009/05/07
31942	UBS AG - HSI R Bear CBBC May 2009 N	2009/05/06	2009/05/07
61671	UBS AG - HSI R Bear CBBC Nov 2009 K	2009/05/06	2009/05/07
63215	UBS AG - HSI R Bear CBBC Oct 2009 S	2009/05/06	2009/05/07
61110	UBS AG - HSI R Bear CBBC Sep 2009 O	2009/05/06	2009/05/07
63238	UBS AG - Hutchison R Bear CBBC Jan 2010 B	2009/05/06	2009/05/07
63617	UBS AG - Ping An R Bear CBBC Jan 2010 C	2009/05/06	2009/05/07
61787	ABN AMRO Bank N.V. - HSBC R Bear CBBC Jul 2009 C	2009/05/07	2009/05/08
63380	ABN AMRO Bank N.V. - HSI R Bear CBBC Aug 2009 G	2009/05/07	2009/05/08
31995	ABN AMRO Bank N.V. - HSI R Bear CBBC May 2009 F	2009/05/07	2009/05/08
61072	ABN AMRO Bank N.V. - HSI R Bear CBBC May 2009 Y	2009/05/07	2009/05/08
61926	BNP Paribas Arbit Issu B.V. - CC Bank R Bear CBBC Aug 2009 E	2009/05/07	2009/05/08
61929	BNP Paribas Arbit Issu B.V. - HSBC R Bear CBBC Sep 2009 E	2009/05/07	2009/05/08
31892	BNP Paribas Arbit Issu B.V. - HSI R Bear CBBC Jul 2009 F	2009/05/07	2009/05/08
61253	BNP Paribas Arbit Issu B.V. - HSI R Bear CBBC Jul 2009 L	2009/05/07	2009/05/08
63403	BNP Paribas Arbit Issu B.V. - HSI R Bear CBBC Oct 2009 R	2009/05/07	2009/05/08
60416	CC Rabobank B.A. - HSI R Bear CBBC Jun 2009 J	2009/05/07	2009/05/08
61079	Deutsche Bank AG - A50 China R Bear CBBC Jul 2009 B	2009/05/07	2009/05/08
63487	Deutsche Bank AG - China Mobile R Bear CBBC Oct 2009 D	2009/05/07	2009/05/08
61528	Deutsche Bank AG - HKEx R Bear CBBC Jul 2009 M	2009/05/07	2009/05/08
61203	Deutsche Bank AG - HSI R Bear CBBC Aug 2009 F	2009/05/07	2009/05/08
63208	Deutsche Bank AG - HSI R Bear CBBC Dec 2009 U	2009/05/07	2009/05/08
63078	Deutsche Bank AG - HSI R Bear CBBC Jan 2010 A	2009/05/07	2009/05/08
63123	Deutsche Bank AG - HSI R Bear CBBC Jan 2010 E	2009/05/07	2009/05/08
63205	Deutsche Bank AG - HSI R Bear CBBC Jan 2010 J	2009/05/07	2009/05/08
63654	Deutsche Bank AG - HSI R Bear CBBC Jan 2010 O	2009/05/07	2009/05/08
32020	Deutsche Bank AG - HSI R Bear CBBC Jun 2009 C	2009/05/07	2009/05/08
32238	Deutsche Bank AG - HSI R Bear CBBC Jun 2009 U	2009/05/07	2009/05/08
32000	Goldman Sachs SP (Asia) - HSI R Bear CBBC Jun 2009 E	2009/05/07	2009/05/08
63462	Goldman Sachs SP (Asia) - HSI R Bear CBBC Nov 2009 E	2009/05/07	2009/05/08
63603	HK Bank - CC Bank R Bear CBBC Dec 2009 B	2009/05/07	2009/05/08
63178	HK Bank - HSI R Bear CBBC Dec 2009 F	2009/05/07	2009/05/08
63635	HK Bank - HSI R Bear CBBC Nov 2009 F	2009/05/07	2009/05/08
63636	HK Bank - HSI R Bear CBBC Nov 2009 G	2009/05/07	2009/05/08
63637	HK Bank - HSI R Bear CBBC Nov 2009 H	2009/05/07	2009/05/08
61047	KBC Fin Products Int'l Ltd. - China Life R Bear CBBC Sep 09A	2009/05/07	2009/05/08
61740	KBC Fin Products Int'l Ltd. - HSBC R Bear CBBC Aug 2009 B	2009/05/07	2009/05/08

## List of expired CBBC, 2009 (continued)

Code	CBBC	Last trading date	Delisted date
60595	KBC Fin Products Int'l Ltd. - HSBC R Bear CBBC May 2009 B	2009/05/07	2009/05/11
62992	KBC Fin Products Int'l Ltd. - HSCEI R Bear CBBC Dec 2009 C	2009/05/07	2009/05/08
60988	KBC Fin Products Int'l Ltd. - HSI R Bear CBBC Jun 2009 O	2009/05/07	2009/05/08
60989	KBC Fin Products Int'l Ltd. - HSI R Bear CBBC Jun 2009 P	2009/05/07	2009/05/08
62049	KBC Fin Products Int'l Ltd. - HSI R Bear CBBC Jun 2009 Q	2009/05/07	2009/05/08
63455	KBC Fin Products Int'l Ltd. - HSI R Bear CBBC Nov 2009 R	2009/05/07	2009/05/08
61036	KBC Fin Products Int'l Ltd. - HSI R Bear CBBC Sep 2009 B	2009/05/07	2009/05/08
62055	KBC Fin Products Int'l Ltd. - HSI R Bear CBBC Sep 2009 Z	2009/05/07	2009/05/08
63634	Macquarie Bank Ltd. - HSI R Bear CBBC Nov 2009 A	2009/05/07	2009/05/08
62864	SGA Societe Generale Acceptance N.V. -CCB R Bear CBBC Nov09C	2009/05/07	2009/05/08
60971	SGA Societe Generale Acceptance N.V. -HSI R Bear CBBC Aug09L	2009/05/07	2009/05/08
60233	SGA Societe Generale Acceptance N.V. -HSI R Bear CBBC Jun09Q	2009/05/07	2009/05/08
32012	SGA Societe Generale Acceptance N.V. -HSI R Bear CBBC May09H	2009/05/07	2009/05/08
63570	SGA Societe Generale Acceptance N.V. -HSI R Bear CBBC Nov09O	2009/05/07	2009/05/08
63642	SGA Societe Generale Acceptance N.V. -HSI R Bear CBBC Nov09U	2009/05/07	2009/05/08
63472	SGA Societe Generale Acceptance N.V. -HSI R Bear CBBC Oct09E	2009/05/07	2009/05/08
63271	SGA Societe Generale Acceptance N.V. -HSI R Bear CBBC Oct09W	2009/05/07	2009/05/08
63392	SGA Societe Generale Acceptance N.V. -HSI R Bear CBBC Oct09Z	2009/05/07	2009/05/08
61764	SGA Societe Generale Acceptance N.V. -HSBC R Bear CBBC Aug09E	2009/05/07	2009/05/08
63567	SGA Societe Generale Acceptance N.V. -ICBC R Bear CBBC Dec09A	2009/05/07	2009/05/08
60273	SGA Societe Generale Acceptance N.V. -ICBC R Bear CBBC May09F	2009/05/07	2009/05/08
62859	SGA Societe Generale Acceptance N.V. -CCCCL R Bear CBBC Sep09D	2009/05/07	2009/05/08
62936	SGA Societe Generale Acceptance N.V. -CLife R Bear CBBC Dec09A	2009/05/07	2009/05/08
63435	SGA Societe Generale Acceptance N.V. -HS Bk R Bear CBBC Oct09D	2009/05/07	2009/05/08
61575	SGA Societe Generale Acceptance N.V. -PetCh R Bear CBBC Oct09C	2009/05/07	2009/05/08
63068	SGA Societe Generale Acceptance NV -HSCEI R Bear CBBC Oct09L	2009/05/07	2009/05/08
63526	SGA Societe Generale Acceptance NV -CHALCO R Bear CBBC Dec09D	2009/05/07	2009/05/08
63528	SGA Societe Generale Acceptance NV -JiangC R Bear CBBC Dec09D	2009/05/07	2009/05/08
61309	UBS AG - BankComm R Bear CBBC Aug 2009 E	2009/05/07	2009/05/08
63496	UBS AG - China Mobile R Bear CBBC Nov 2009 I	2009/05/07	2009/05/08
63589	UBS AG - CM Bank R Bear CBBC Jan 2010 C	2009/05/07	2009/05/08
63233	UBS AG - CNOOC R Bear CBBC Dec 2009 B	2009/05/07	2009/05/08
63457	UBS AG - HKEx R Bear CBBC Dec 2009 A	2009/05/07	2009/05/08
61699	UBS AG - HSBC R Bear CBBC Jul 2009 P	2009/05/07	2009/05/08
61889	UBS AG - HSCEI R Bear CBBC Mar 2010 E	2009/05/07	2009/05/08
63573	UBS AG - HSI R Bear CBBC Apr 2010 C	2009/05/07	2009/05/08
63574	UBS AG - HSI R Bear CBBC Apr 2010 D	2009/05/07	2009/05/08
32153	UBS AG - HSI R Bear CBBC May 2009 I	2009/05/07	2009/05/08
31834	UBS AG - HSI R Bear CBBC May 2009 J	2009/05/07	2009/05/08
31943	UBS AG - HSI R Bear CBBC May 2009 O	2009/05/07	2009/05/08
31944	UBS AG - HSI R Bear CBBC May 2009 U	2009/05/07	2009/05/08
63216	UBS AG - HSI R Bear CBBC Oct 2009 T	2009/05/07	2009/05/08
32370	UBS AG - HSI R Bear CBBC Sep 2009 C	2009/05/07	2009/05/08
61111	UBS AG - HSI R Bear CBBC Sep 2009 P	2009/05/07	2009/05/08
61546	UBS AG - Petrochina R Bear CBBC Jul 2009 J	2009/05/07	2009/05/08
63618	UBS AG - SHK Ppt R Bear CBBC Jan 2010 G	2009/05/07	2009/05/08
63680	ABN AMRO Bank N.V. - HSI R Bear CBBC Sep 2009 E	2009/05/08	2009/05/11
63681	ABN AMRO Bank N.V. - HSI R Bear CBBC Sep 2009 F	2009/05/08	2009/05/11
62853	ABN AMRO Bank N.V. - Nikkei 225 R Bear CBBC Sep 2009 C	2009/05/08	2009/05/11
63675	BNP Paribas Arbit Issu B.V. - HSI R Bear CBBC Dec 2009 B	2009/05/08	2009/05/11
63674	BNP Paribas Arbit Issu B.V. - HSI R Bear CBBC Dec 2009 H	2009/05/08	2009/05/11
63286	CC Rabobank B.A. - A50 China R Bear CBBC Oct 2009 B	2009/05/08	2009/05/11
60742	Deutsche Bank AG - CC Bank R Bear CBBC Jul 2009 F	2009/05/08	2009/05/11
63690	Deutsche Bank AG - HKEx R Bear CBBC Oct 2009 F	2009/05/08	2009/05/11
61761	Deutsche Bank AG - HSBC R Bear CBBC Aug 2009 C	2009/05/08	2009/05/11
61017	Deutsche Bank AG - HSI R Bear CBBC Aug 2009 R	2009/05/08	2009/05/11
63666	Deutsche Bank AG - HSI R Bear CBBC Jan 2010 Q	2009/05/08	2009/05/11
61081	Deutsche Bank AG - Petrochina R Bear CBBC Jun 2009 H	2009/05/08	2009/05/11
60373	KBC Fin Products Int'l Ltd. - A50 China R Bull CBBC May 09 B	2009/05/08	2009/05/12
60990	KBC Fin Products Int'l Ltd. - HSI R Bear CBBC Aug 2009 B	2009/05/08	2009/05/11
63689	KBC Fin Products Int'l Ltd. - HSI R Bear CBBC Nov 2009 V	2009/05/08	2009/05/11
63651	KBC Fin Products Int'l Ltd. - HSI R Bear CBBC Oct 2009 L	2009/05/08	2009/05/11
63686	KBC Fin Products Int'l Ltd. - HSI R Bear CBBC Oct 2009 M	2009/05/08	2009/05/11
63663	KBC Fin Products Int'l Ltd. - HSI R Bear CBBC Sep 2009 R	2009/05/08	2009/05/11
61398	KBC Fin Products Int'l Ltd. - Petrochina R Bear CBBC Jul 09B	2009/05/08	2009/05/11
63423	Macquarie Bank Ltd. - HSI R Bear CBBC Aug 2009 A	2009/05/08	2009/05/11
63555	SGA Societe Generale Acceptance N.V. -A50 R Bear CBBC Dec09B	2009/05/08	2009/05/11
60234	SGA Societe Generale Acceptance N.V. -HSI R Bear CBBC Jun09R	2009/05/08	2009/05/11
63659	SGA Societe Generale Acceptance N.V. -HSI R Bear CBBC Oct09K	2009/05/08	2009/05/11
63660	SGA Societe Generale Acceptance N.V. -HSI R Bear CBBC Oct09P	2009/05/08	2009/05/11
63463	SGA Societe Generale Acceptance N.V. -CCHC R Bear CBBC Dec09D	2009/05/08	2009/05/11
63640	SGA Societe Generale Acceptance N.V. -CMB R Bear CBBC Dec 09C	2009/05/08	2009/05/11
61747	SGA Societe Generale Acceptance N.V. -HSBC R Bear CBBC Aug09D	2009/05/08	2009/05/11
61510	SGA Societe Generale Acceptance N.V. -CNOOC R Bear CBBC Jul09Q	2009/05/08	2009/05/11
63516	SGA Societe Generale Acceptance NV -CHALCO R Bear CBBC Dec09B	2009/05/08	2009/05/11
61519	UBS AG - CM Bank R Bear CBBC Jul 2009 D	2009/05/08	2009/05/11
63458	UBS AG - HKEx R Bear CBBC Dec 2009 B	2009/05/08	2009/05/11
63459	UBS AG - HKEx R Bear CBBC Dec 2009 C	2009/05/08	2009/05/11
63575	UBS AG - HSI R Bear CBBC Apr 2010 E	2009/05/08	2009/05/11
63668	UBS AG - HSI R Bear CBBC Dec 2009 L	2009/05/08	2009/05/11
63656	UBS AG - HSI R Bear CBBC Dec 2009 O	2009/05/08	2009/05/11
63657	UBS AG - HSI R Bear CBBC Dec 2009 Q	2009/05/08	2009/05/11
31835	UBS AG - HSI R Bear CBBC May 2009 P	2009/05/08	2009/05/11
61982	ABN AMRO Bank N.V. - China Mobile R Bear CBBC Aug 2009 B	2009/05/11	2009/05/12
63381	ABN AMRO Bank N.V. - HSI R Bear CBBC Aug 2009 I	2009/05/11	2009/05/12
31899	ABN AMRO Bank N.V. - HSI R Bear CBBC May 2009 V	2009/05/11	2009/05/12
63772	ABN AMRO Bank N.V. - HSI R Bear CBBC Sep 2009 G	2009/05/11	2009/05/12

## List of expired CBBC, 2009 (continued)

Code	CBBC	Last trading date	Delisted date
63773	ABN AMRO Bank N.V. - HSI R Bear CBBC Sep 2009 H	2009/05/11	2009/05/12
63774	ABN AMRO Bank N.V. - HSI R Bear CBBC Sep 2009 I	2009/05/11	2009/05/12
63775	ABN AMRO Bank N.V. - HSI R Bear CBBC Sep 2009 J	2009/05/11	2009/05/12
62120	BNP Paribas Arbit Issu B.V. - A50 R Bear CBBC Nov 2009 B	2009/05/11	2009/05/12
61927	BNP Paribas Arbit Issu B.V. - Ch Mob R Bear CBBC Aug 2009 A	2009/05/11	2009/05/12
31823	BNP Paribas Arbit Issu B.V. - HSI R Bear CBBC Jul 2009 D	2009/05/11	2009/05/12
61153	Deutsche Bank AG - CNOOC R Bear CBBC Jul 2009 G	2009/05/11	2009/05/12
63419	Deutsche Bank AG - HKEx R Bear CBBC Oct 2009 D	2009/05/11	2009/05/12
63728	Deutsche Bank AG - HKEx R Bear CBBC Oct 2009 H	2009/05/11	2009/05/12
61204	Deutsche Bank AG - HSI R Bear CBBC Aug 2009 G	2009/05/11	2009/05/12
63351	Deutsche Bank AG - HSI R Bear CBBC Dec 2009 W	2009/05/11	2009/05/12
31894	Deutsche Bank AG - HSI R Bear CBBC May 2009 Z	2009/05/11	2009/05/12
63349	Deutsche Bank AG - HSI R Bear CBBC Oct 2009 R	2009/05/11	2009/05/12
63777	Goldman Sachs SP (Asia) - HSI R Bear CBBC Nov 2009 O	2009/05/11	2009/05/12
63149	HK Bank - A50 R Bear CBBC Nov 2009 D	2009/05/11	2009/05/12
63605	HK Bank - China Mobile R Bear CBBC Sep 2009 A	2009/05/11	2009/05/12
63399	HK Bank - HSI R Bear CBBC Nov 2009 E	2009/05/11	2009/05/12
62082	KBC Fin Products Int'l Ltd. - Ch Mobile R Bear CBBC Jul 09 E	2009/05/11	2009/05/12
63764	KBC Fin Products Int'l Ltd. - HKEx R Bear CBBC Aug 2009 E	2009/05/11	2009/05/12
63698	KBC Fin Products Int'l Ltd. - HKEx R Bear CBBC Nov 2009 C	2009/05/11	2009/05/12
63765	KBC Fin Products Int'l Ltd. - HKEx R Bear CBBC Sep 2009 F	2009/05/11	2009/05/12
63699	KBC Fin Products Int'l Ltd. - HSBC R Bear CBBC Dec 2009 B	2009/05/11	2009/05/12
63732	KBC Fin Products Int'l Ltd. - HSI R Bear CBBC Aug 2009 A	2009/05/11	2009/05/12
60991	KBC Fin Products Int'l Ltd. - HSI R Bear CBBC Aug 2009 C	2009/05/11	2009/05/12
63733	KBC Fin Products Int'l Ltd. - HSI R Bear CBBC Aug 2009 T	2009/05/11	2009/05/12
63740	KBC Fin Products Int'l Ltd. - HSI R Bear CBBC Dec 2009 F	2009/05/11	2009/05/12
63697	KBC Fin Products Int'l Ltd. - HSI R Bear CBBC Nov 2009 W	2009/05/11	2009/05/12
63736	KBC Fin Products Int'l Ltd. - HSI R Bear CBBC Nov 2009 X	2009/05/11	2009/05/12
63696	KBC Fin Products Int'l Ltd. - HSI R Bear CBBC Oct 2009 I	2009/05/11	2009/05/12
63735	KBC Fin Products Int'l Ltd. - HSI R Bear CBBC Oct 2009 Q	2009/05/11	2009/05/12
63695	KBC Fin Products Int'l Ltd. - HSI R Bear CBBC Sep 2009 P	2009/05/11	2009/05/12
63734	KBC Fin Products Int'l Ltd. - HSI R Bear CBBC Sep 2009 S	2009/05/11	2009/05/12
32023	SGA Societe Generale Acceptance N.V. -HSI R Bear CBBC May09K	2009/05/11	2009/05/12
63473	SGA Societe Generale Acceptance N.V. -HSI R Bear CBBC Oct09L	2009/05/11	2009/05/12
61246	SGA Societe Generale Acceptance N.V. -CMB R Bear CBBC May 09A	2009/05/11	2009/05/12
63716	SGA Societe Generale Acceptance N.V. -HKEx R Bear CBBC Dec09D	2009/05/11	2009/05/12
61515	SGA Societe Generale Acceptance N.V.-PetCh R Bear CBBC Oct09B	2009/05/11	2009/05/12
62279	UBS AG - A50 China R Bear CBBC Dec 2009 E	2009/05/11	2009/05/12
61612	UBS AG - CCCCL R Bear CBBC Aug 2009 D	2009/05/11	2009/05/12
61186	UBS AG - CM Bank R Bear CBBC Jun 2009 G	2009/05/11	2009/05/12
61643	UBS AG - HSBC R Bear CBBC Jul 2009 L	2009/05/11	2009/05/12
61644	UBS AG - HSBC R Bear CBBC Jul 2009 M	2009/05/11	2009/05/12
63746	UBS AG - HSI R Bear CBBC Dec 2009 T	2009/05/11	2009/05/12
63747	UBS AG - HSI R Bear CBBC Jan 2010 F	2009/05/11	2009/05/12
63748	UBS AG - HSI R Bear CBBC Jan 2010 G	2009/05/11	2009/05/12
63749	UBS AG - HSI R Bear CBBC Jan 2010 H	2009/05/11	2009/05/12
31945	UBS AG - HSI R Bear CBBC May 2009 Y	2009/05/11	2009/05/12
63701	UBS AG - HSI R Bear CBBC Nov 2009 H	2009/05/11	2009/05/12
63700	UBS AG - HSI R Bear CBBC Nov 2009 J	2009/05/11	2009/05/12
61112	UBS AG - HSI R Bear CBBC Sep 2009 Q	2009/05/11	2009/05/12
63240	UBS AG - Petrochina R Bear CBBC Dec 2009 A	2009/05/11	2009/05/12
63841	BNP Paribas Arbit Issu B.V. - HKEx R Bear CBBC Dec 2009 C	2009/05/12	2009/05/13
63848	Deutsche Bank AG - HSI R Bear CBBC Jan 2010 D	2009/05/12	2009/05/13
63814	KBC Fin Products Int'l Ltd. - HKEx R Bear CBBC Oct 2009 G	2009/05/12	2009/05/13
63815	KBC Fin Products Int'l Ltd. - HSI R Bear CBBC Sep 2009 V	2009/05/12	2009/05/13
63816	KBC Fin Products Int'l Ltd. - HSI R Bear CBBC Sep 2009 Y	2009/05/12	2009/05/13
63804	Macquarie Bank Ltd. - HSI R Bear CBBC Oct 2009 F	2009/05/12	2009/05/13
63782	SGA Societe Generale Acceptance N.V. -HSI R Bear CBBC Nov09Z	2009/05/12	2009/05/13
63817	UBS AG - HSI R Bear CBBC Jan 2010 P	2009/05/12	2009/05/13
63889	Deutsche Bank AG - China Life R Bull CBBC Oct 2009 C	2009/05/13	2009/05/14
63870	KBC Fin Products Int'l Ltd. - HSCEI R Bear CBBC Oct 2009 I	2009/05/13	2009/05/14
63852	KBC Fin Products Int'l Ltd. - HSI R Bear CBBC Dec 2009 I	2009/05/13	2009/05/14
63856	KBC Fin Products Int'l Ltd. - HSI R Bear CBBC Dec 2009 J	2009/05/13	2009/05/14
63855	KBC Fin Products Int'l Ltd. - HSI R Bear CBBC Nov 2009 N	2009/05/13	2009/05/14
63234	UBS AG - CNOOC R Bear CBBC Dec 2009 C	2009/05/13	2009/05/14
63850	UBS AG - HSCEI R Bear CBBC Nov 2009 M	2009/05/13	2009/05/14
63851	UBS AG - HSI R Bear CBBC Dec 2009 M	2009/05/13	2009/05/14
63862	UBS AG - HSI R Bear CBBC Jan 2010 V	2009/05/13	2009/05/14
63966	ABN AMRO Bank N.V. - HSI R Bull CBBC Nov 2009 N	2009/05/14	2009/05/15
63967	ABN AMRO Bank N.V. - HSI R Bull CBBC Nov 2009 O	2009/05/14	2009/05/15
63884	BNP Paribas Arbit Issu B.V. - HSI R Bull CBBC Dec 2009 T	2009/05/14	2009/05/15
63885	BNP Paribas Arbit Issu B.V. - HSI R Bull CBBC Jan 2010 E	2009/05/14	2009/05/15
63968	BNP Paribas Arbit Issu B.V. - HSI R Bull CBBC Jan 2010 F	2009/05/14	2009/05/15
63969	BNP Paribas Arbit Issu B.V. - HSI R Bull CBBC Jan 2010 G	2009/05/14	2009/05/15
63958	Deutsche Bank AG - CC Bank R Bull CBBC Dec 2009 B	2009/05/14	2009/05/15
63724	Deutsche Bank AG - China Life R Bull CBBC Oct 2009 B	2009/05/14	2009/05/15
63891	Deutsche Bank AG - HKEx R Bull CBBC Oct 2009 K	2009/05/14	2009/05/15
63960	Deutsche Bank AG - HKEx R Bull CBBC Oct 2009 L	2009/05/14	2009/05/15
63952	Deutsche Bank AG - HSI R Bull CBBC Feb 2010 C	2009/05/14	2009/05/15
63970	Deutsche Bank AG - HSI R Bull CBBC Feb 2010 E	2009/05/14	2009/05/15
63972	Deutsche Bank AG - HSI R Bull CBBC Feb 2010 F	2009/05/14	2009/05/15
63871	Deutsche Bank AG - HSI R Bull CBBC Jan 2010 I	2009/05/14	2009/05/15
63872	Deutsche Bank AG - HSI R Bull CBBC Jan 2010 L	2009/05/14	2009/05/15
63963	Deutsche Bank AG - ICBC R Bull CBBC Oct 2009 D	2009/05/14	2009/05/15
63877	Goldman Sachs SP (Asia) - HSI R Bull CBBC Dec 2009 C	2009/05/14	2009/05/15
60822	KBC Fin Products Int'l Ltd. - HKEx R Bull CBBC May 2009 D	2009/05/14	2009/05/18
63867	KBC Fin Products Int'l Ltd. - HSI R Bull CBBC Dec 2009 K	2009/05/14	2009/05/15



## List of expired CBBC, 2009 (continued)

Code	CBBC	Last trading date	Delisted date
63868	KBC Fin Products Int'l Ltd. - HSI R Bull CBBC Dec 2009 L	2009/05/14	2009/05/15
63869	KBC Fin Products Int'l Ltd. - HSI R Bull CBBC Dec 2009 M	2009/05/14	2009/05/15
63789	SGA Societe Generale Acceptance N.V.-CTel R Bull CBBC Dec09C	2009/05/14	2009/05/15
63067	SGA Societe Generale Acceptance N.V.-TCH R Bear CBBC Dec09C	2009/05/14	2009/05/15
63974	UBS AG - China Life R Bull CBBC Dec 2009 D	2009/05/14	2009/05/15
63977	UBS AG - HKEx R Bull CBBC Dec 2009 H	2009/05/14	2009/05/15
63756	UBS AG - HSCEI R Bull CBBC Nov 2009 K	2009/05/14	2009/05/15
63864	UBS AG - HSI R Bull CBBC Dec 2009 Z	2009/05/14	2009/05/15
63989	UBS AG - HSI R Bull CBBC Feb 2010 L	2009/05/14	2009/05/15
63990	UBS AG - HSI R Bull CBBC Feb 2010 M	2009/05/14	2009/05/15
60474	ABN AMRO Bank N.V. - A50 China R Bull CBBC May 2009 A	2009/05/15	2009/05/19
64052	Deutsche Bank AG - HKEx R Bull CBBC Oct 2009 O	2009/05/15	2009/05/18
64049	Deutsche Bank AG - HSI R Bull CBBC Oct 2009 H	2009/05/15	2009/05/18
64050	Deutsche Bank AG - HSI R Bull CBBC Oct 2009 V	2009/05/15	2009/05/18
64053	Goldman Sachs SP (Asia) - HSI R Bull CBBC Dec 2009 G	2009/05/15	2009/05/18
60429	KBC Fin Products Int'l Ltd. - A50 China R Bull CBBC May 09C	2009/05/15	2009/05/19
63925	KBC Fin Products Int'l Ltd. - HSBC R Bear CBBC Dec 2009 D	2009/05/15	2009/05/18
64039	KBC Fin Products Int'l Ltd. - HSI R Bull CBBC Dec 2009 O	2009/05/15	2009/05/18
64046	KBC Fin Products Int'l Ltd. - HSI R Bull CBBC Nov 2009 O	2009/05/15	2009/05/18
61176	SGA Societe Generale Acceptance N.V.-COVS R Bull CBBC May09A	2009/05/15	2009/05/19
60694	UBS AG - China Life R Bull CBBC May 2009 G	2009/05/15	2009/05/19
64054	UBS AG - China Mobile R Bull CBBC Dec 2009 G	2009/05/15	2009/05/18
31887	UBS AG - CM Bank R Bear CBBC May 2009 A	2009/05/15	2009/05/19
31888	UBS AG - CM Bank R Bear CBBC May 2009 B	2009/05/15	2009/05/19
64057	UBS AG - HKEx R Bull CBBC Dec 2009 J	2009/05/15	2009/05/18
63948	UBS AG - HSI R Bear CBBC Jan 2010 W	2009/05/15	2009/05/18
64034	UBS AG - HSI R Bull CBBC Dec 2009 O	2009/05/15	2009/05/18
60508	UBS AG - ICBC R Bear CBBC May 2009 C	2009/05/15	2009/05/19
60509	UBS AG - ICBC R Bear CBBC May 2009 D	2009/05/15	2009/05/19
63965	ABN AMRO Bank N.V. - HSI R Bull CBBC Nov 2009 M	2009/05/18	2009/05/19
63883	BNP Paribas Arbit Issu B.V. - HSI R Bull CBBC Dec 2009 Q	2009/05/18	2009/05/19
64081	CC Rabobank B.A. - HSI R Bull CBBC Jan 2010 F	2009/05/18	2009/05/19
64082	CC Rabobank B.A. - HSI R Bull CBBC Jan 2010 G	2009/05/18	2009/05/19
64085	Deutsche Bank AG - HSI R Bull CBBC Feb 2010 G	2009/05/18	2009/05/19
64048	Deutsche Bank AG - HSI R Bull CBBC Oct 2009 G	2009/05/18	2009/05/19
64047	Deutsche Bank AG - HSI R Bull CBBC Oct 2009 J	2009/05/18	2009/05/19
64084	Deutsche Bank AG - HSI R Bull CBBC Oct 2009 M	2009/05/18	2009/05/19
64083	Deutsche Bank AG - HSI R Bull CBBC Oct 2009 Z	2009/05/18	2009/05/19
64119	Goldman Sachs SP (Asia) - HSI R Bull CBBC Jan 2010 A	2009/05/18	2009/05/19
64120	Goldman Sachs SP (Asia) - HSI R Bull CBBC Jan 2010 B	2009/05/18	2009/05/19
64110	KBC Fin Products Int'l Ltd. - HKEx R Bull CBBC Nov 2009 E	2009/05/18	2009/05/19
63917	KBC Fin Products Int'l Ltd. - HKEx R Bull CBBC Oct 2009 H	2009/05/18	2009/05/19
64008	SGA Societe Generale Acceptance N.V. -HSI R Bull CBBC Dec09J	2009/05/18	2009/05/19
64075	SGA Societe Generale Acceptance N.V. -HSI R Bull CBBC Dec09M	2009/05/18	2009/05/19
64006	SGA Societe Generale Acceptance N.V. -HSI R Bull CBBC Nov09H	2009/05/18	2009/05/19
64007	SGA Societe Generale Acceptance N.V. -HSI R Bull CBBC Nov09N	2009/05/18	2009/05/19
64074	SGA Societe Generale Acceptance N.V. -HSI R Bull CBBC Oct09Y	2009/05/18	2009/05/19
63827	UBS AG - China Life R Bull CBBC Dec 2009 C	2009/05/18	2009/05/19
62125	UBS AG - China Railway R Bear CBBC Aug 2009 C	2009/05/18	2009/05/19
64033	UBS AG - HSI R Bull CBBC Dec 2009 L	2009/05/18	2009/05/19
63840	UBS AG - HSI R Bull CBBC Jan 2010 S	2009/05/18	2009/05/19
64098	UBS AG - HSI R Bull CBBC Oct 2009 M	2009/05/18	2009/05/19
64099	UBS AG - HSI R Bull CBBC Oct 2009 N	2009/05/18	2009/05/19
64101	UBS AG - HSI R Bull CBBC Oct 2009 V	2009/05/18	2009/05/19
63829	UBS AG - Sinopec Corp R Bull CBBC Dec 2009 A	2009/05/18	2009/05/19
64113	ABN AMRO Bank N.V. - HSI R Bear CBBC Nov 2009 Y	2009/05/19	2009/05/20
64114	ABN AMRO Bank N.V. - HSI R Bear CBBC Nov 2009 Z	2009/05/19	2009/05/20
63842	BNP Paribas Arbit Issu B.V. - ICBC R Bear CBBC Dec 2009 A	2009/05/19	2009/05/20
63824	Deutsche Bank AG - HKEx R Bear CBBC Oct 2009 I	2009/05/19	2009/05/20
64136	Deutsche Bank AG - HSI R Bear CBBC Dec 2009 U	2009/05/19	2009/05/20
64135	Deutsche Bank AG - HSI R Bear CBBC Dec 2009 Z	2009/05/19	2009/05/20
64137	Deutsche Bank AG - HSI R Bear CBBC Jan 2010 M	2009/05/19	2009/05/20
64128	Deutsche Bank AG - HSI R Bear CBBC Oct 2009 I	2009/05/19	2009/05/20
64127	Deutsche Bank AG - HSI R Bear CBBC Oct 2009 T	2009/05/19	2009/05/20
64121	Goldman Sachs SP (Asia) - HSI R Bear CBBC Jan 2010 C	2009/05/19	2009/05/20
64143	Goldman Sachs SP (Asia) - HSI R Bear CBBC Jan 2010 E	2009/05/19	2009/05/20
63929	KBC Fin Products Int'l Ltd. - HSI R Bear CBBC Nov 2009 G	2009/05/19	2009/05/20
63928	KBC Fin Products Int'l Ltd. - HSI R Bear CBBC Sep 2009 A	2009/05/19	2009/05/20
64111	KBC Fin Products Int'l Ltd. - HSI R Bear CBBC Sep 2009 T	2009/05/19	2009/05/20
64070	Macquarie Bank Ltd. - HSI R Bear CBBC Sep 2009 J	2009/05/19	2009/05/20
64131	SGA Societe Generale Acceptance N.V. -HSI R Bear CBBC Dec09N	2009/05/19	2009/05/20
63783	SGA Societe Generale Acceptance N.V. -HSI R Bear CBBC Nov09D	2009/05/19	2009/05/20
63425	SGA Societe Generale Acceptance N.V.-CMB R Bear CBBC Dec09B	2009/05/19	2009/05/20
63428	SGA Societe Generale Acceptance N.V.-CCoal R Bear CBBC Dec09B	2009/05/19	2009/05/20
62787	SGA Societe Generale Acceptance N.V.-CRail R Bear CBBC Dec09B	2009/05/19	2009/05/20
63518	SGA Societe Generale Acceptance NV-JiangC R Bear CBBC Dec09B	2009/05/19	2009/05/20
63276	UBS AG - CM Bank R Bear CBBC Jan 2010 A	2009/05/19	2009/05/20
61143	UBS AG - CM Bank R Bear CBBC Jun 2009 D	2009/05/19	2009/05/20
64032	UBS AG - HKEx R Bear CBBC Dec 2009 I	2009/05/19	2009/05/20
63983	UBS AG - HSCEI R Bear CBBC Nov 2009 N	2009/05/19	2009/05/20
63949	UBS AG - HSI R Bear CBBC Jan 2010 X	2009/05/19	2009/05/20
64144	UBS AG - HSI R Bear CBBC Oct 2009 D	2009/05/19	2009/05/20
64080	UBS AG - HSI R Bear CBBC Oct 2009 Q	2009/05/19	2009/05/20
64109	UBS AG - HSI R Bear CBBC Oct 2009 W	2009/05/19	2009/05/20
63239	UBS AG - Hutchison R Bear CBBC Jan 2010 C	2009/05/19	2009/05/20
63297	UBS AG - ICBC R Bear CBBC Jan 2010 A	2009/05/19	2009/05/20
64129	Deutsche Bank AG - HSI R Bear CBBC Oct 2009 S	2009/05/20	2009/05/21

## List of expired CBBC, 2009 (continued)

Code	CBBC	Last trading date	Delisted date
64122	Goldman Sachs SP (Asia) - HSI R Bear CBBC Jan 2010 D	2009/05/20	2009/05/21
63919	KBC Fin Products Int'l Ltd. - HKEx R Bear CBBC Oct 2009 I	2009/05/20	2009/05/21
64112	KBC Fin Products Int'l Ltd. - HSI R Bear CBBC Oct 2009 K	2009/05/20	2009/05/21
63784	SGA Societe Generale Acceptance N.V. -HSI R Bear CBBC Nov09J	2009/05/20	2009/05/21
64170	UBS AG - HSI R Bear CBBC Nov 2009 J	2009/05/20	2009/05/21
64194	Deutsche Bank AG - HKEx R Bear CBBC Nov 2009 B	2009/05/21	2009/05/22
64174	Deutsche Bank AG - HSI R Bear CBBC Jan 2010 A	2009/05/21	2009/05/22
64175	Deutsche Bank AG - HSI R Bear CBBC Jan 2010 E	2009/05/21	2009/05/22
64176	Deutsche Bank AG - HSI R Bear CBBC Jan 2010 J	2009/05/21	2009/05/22
64200	Goldman Sachs SP (Asia) - HSI R Bear CBBC Jan 2010 H	2009/05/21	2009/05/22
64201	Goldman Sachs SP (Asia) - HSI R Bear CBBC Jan 2010 I	2009/05/21	2009/05/22
64185	KBC Fin Products Int'l Ltd. - HSI R Bear CBBC Dec 2009 P	2009/05/21	2009/05/22
64186	UBS AG - CC Bank R Bear CBBC Dec 2009 F	2009/05/21	2009/05/22
64188	UBS AG - HKEx R Bear CBBC Dec 2009 L	2009/05/21	2009/05/22
64189	UBS AG - HSCEI R Bear CBBC Dec 2009 A	2009/05/21	2009/05/22
64190	UBS AG - HSI R Bear CBBC Oct 2009 F	2009/05/21	2009/05/22
64191	UBS AG - HSI R Bear CBBC Oct 2009 I	2009/05/21	2009/05/22
64211	ABN AMRO Bank N.V. - HSI R Bear CBBC Nov 2009 N	2009/05/22	2009/05/25
64198	BNP Paribas Arbit Issu B.V. - HSI R Bear CBBC Dec 2009 E	2009/05/22	2009/05/25
64134	CC Rabobank B.A. - HSI R Bull CBBC Jan 2010 M	2009/05/22	2009/05/25
64213	Deutsche Bank AG - HSI R Bear CBBC Oct 2009 O	2009/05/22	2009/05/25
64177	KBC Fin Products Int'l Ltd. - HSI R Bull CBBC Oct 2009 O	2009/05/22	2009/05/25
64203	SGA Societe Generale Acceptance N.V.-HKEx R Bear CBBC Jan10A	2009/05/22	2009/05/25
60183	UBS AG - A50 China R Bull CBBC May 2009 G	2009/05/22	2009/05/26
60311	UBS AG - A50 China R Bull CBBC May 2009 H	2009/05/22	2009/05/26
60343	UBS AG - A50 China R Bull CBBC May 2009 I	2009/05/22	2009/05/26
60305	UBS AG - CC Bank R Bull CBBC May 2009 B	2009/05/22	2009/05/26
60181	UBS AG - China Mobile R Bull CBBC May 2009 C	2009/05/22	2009/05/26
60237	UBS AG - China Mobile R Bull CBBC May 2009 D	2009/05/22	2009/05/26
60238	UBS AG - China Mobile R Bull CBBC May 2009 E	2009/05/22	2009/05/26
60167	UBS AG - China Tel R Bull CBBC May 2009 A	2009/05/22	2009/05/26
32292	UBS AG - CM Bank R Bull CBBC May 2009 F	2009/05/22	2009/05/26
32373	UBS AG - CM Bank R Bull CBBC May 2009 G	2009/05/22	2009/05/26
60169	UBS AG - CNOOC R Bull CBBC May 2009 B	2009/05/22	2009/05/26
60719	UBS AG - CNOOC R Bull CBBC May 2009 F	2009/05/22	2009/05/26
64208	UBS AG - HKEx R Bear CBBC Dec 2009 M	2009/05/22	2009/05/25
60504	UBS AG - HS Bank R Bear CBBC May 2009 B	2009/05/22	2009/05/26
60540	UBS AG - HSBC R Bear CBBC May 2009 D	2009/05/22	2009/05/26
64197	UBS AG - HSI R Bear CBBC Oct 2009 U	2009/05/22	2009/05/25
64169	UBS AG - HSI R Bull CBBC Oct 2009 P	2009/05/22	2009/05/25
64140	UBS AG - HSI R Bull CBBC Oct 2009 X	2009/05/22	2009/05/25
64173	UBS AG - HSI R Bull CBBC Oct 2009 Y	2009/05/22	2009/05/25
60171	UBS AG - Hutchison R Bull CBBC May 2009 B	2009/05/22	2009/05/26
60182	UBS AG - Petrochina R Bull CBBC May 2009 E	2009/05/22	2009/05/26
60239	UBS AG - Petrochina R Bull CBBC May 2009 F	2009/05/22	2009/05/26
60172	UBS AG - SHK Ppt R Bull CBBC May 2009 E	2009/05/22	2009/05/26
64221	BNP Paribas Arbit Issu B.V. - HSI R Bear CBBC Feb 2010 C	2009/05/25	2009/05/26
64222	BNP Paribas Arbit Issu B.V. - HSI R Bear CBBC Feb 2010 D	2009/05/25	2009/05/26
64223	BNP Paribas Arbit Issu B.V. - HSI R Bear CBBC Mar 2010 B	2009/05/25	2009/05/26
64230	Deutsche Bank AG - HSI R Bear CBBC Oct 2009 P	2009/05/25	2009/05/26
64233	Deutsche Bank AG - HSI R Bull CBBC Oct 2009 K	2009/05/25	2009/05/26
64234	Deutsche Bank AG - HSI R Bull CBBC Oct 2009 L	2009/05/25	2009/05/26
64237	Goldman Sachs SP (Asia) - HSI R Bull CBBC Jan 2010 L	2009/05/25	2009/05/26
63926	KBC Fin Products Int'l Ltd. - A50 China R Bull CBBC Nov 09 A	2009/05/25	2009/05/26
63102	KBC Fin Products Int'l Ltd. - SHK Ppt R Bear CBBC Aug 2009 B	2009/05/25	2009/05/26
60452	SGA Societe Generale Acceptance N.V.-CMob R Bull CBBC May09A	2009/05/25	2009/05/27
60453	SGA Societe Generale Acceptance N.V.-CMob R Bull CBBC May09B	2009/05/25	2009/05/27
60268	SGA Societe Generale Acceptance N.V.-ICBC R Bull CBBC May09A	2009/05/25	2009/05/27
60445	SGA Societe Generale Acceptance N.V.-CLife R Bull CBBC May09C	2009/05/25	2009/05/27
60783	SGA Societe Generale Acceptance N.V.-CLife R Bull CBBC May09I	2009/05/25	2009/05/27
64227	UBS AG - HSI R Bear CBBC Dec 2009 T	2009/05/25	2009/05/26
62996	UBS AG - SHK Ppt R Bear CBBC Oct 2009 G	2009/05/25	2009/05/26
31742	ABN AMRO Bank N.V. - HSI R Bear CBBC May 2009 I	2009/05/26	2009/05/29
31772	ABN AMRO Bank N.V. - HSI R Bear CBBC May 2009 M	2009/05/26	2009/05/29
31807	ABN AMRO Bank N.V. - HSI R Bear CBBC May 2009 O	2009/05/26	2009/05/29
31808	ABN AMRO Bank N.V. - HSI R Bear CBBC May 2009 P	2009/05/26	2009/05/29
31809	ABN AMRO Bank N.V. - HSI R Bear CBBC May 2009 Q	2009/05/26	2009/05/29
31810	ABN AMRO Bank N.V. - HSI R Bear CBBC May 2009 R	2009/05/26	2009/05/29
31811	ABN AMRO Bank N.V. - HSI R Bear CBBC May 2009 S	2009/05/26	2009/05/29
31900	ABN AMRO Bank N.V. - HSI R Bear CBBC May 2009 W	2009/05/26	2009/05/29
31614	ABN AMRO Bank N.V. - HSI R Bull CBBC May 2009 A	2009/05/26	2009/05/29
31615	ABN AMRO Bank N.V. - HSI R Bull CBBC May 2009 B	2009/05/26	2009/05/29
60076	ABN AMRO Bank N.V. - HSI R Bull CBBC May 2009 H	2009/05/26	2009/05/29
60078	ABN AMRO Bank N.V. - HSI R Bull CBBC May 2009 J	2009/05/26	2009/05/29
60079	ABN AMRO Bank N.V. - HSI R Bull CBBC May 2009 K	2009/05/26	2009/05/29
60077	ABN AMRO Bank N.V. - HSI R Bull CBBC May 2009 L	2009/05/26	2009/05/29
60080	ABN AMRO Bank N.V. - HSI R Bull CBBC May 2009 N	2009/05/26	2009/05/29
60081	ABN AMRO Bank N.V. - HSI R Bull CBBC May 2009 T	2009/05/26	2009/05/29
60184	ABN AMRO Bank N.V. - HSI R Bull CBBC May 2009 X	2009/05/26	2009/05/29
31225	BNP Paribas Arbit Issu B.V. - HSI R Bear CBBC May 2009 B	2009/05/26	2009/05/29
31226	BNP Paribas Arbit Issu B.V. - HSI R Bear CBBC May 2009 C	2009/05/26	2009/05/29
31740	BNP Paribas Arbit Issu B.V. - HSI R Bear CBBC May 2009 H	2009/05/26	2009/05/29
31757	BNP Paribas Arbit Issu B.V. - HSI R Bear CBBC May 2009 K	2009/05/26	2009/05/29
64272	BNP Paribas Arbit Issu B.V. - HSI R Bull CBBC Feb 2010 E	2009/05/26	2009/05/27
64271	BNP Paribas Arbit Issu B.V. - HSI R Bull CBBC Jan 2010 I	2009/05/26	2009/05/27
64273	Deutsche Bank AG - China Life R Bull CBBC Nov 2009 C	2009/05/26	2009/05/27
31384	Deutsche Bank AG - HSI R Bear CBBC May 2009 B	2009/05/26	2009/05/29



## List of expired CBBC, 2009 (continued)

Code	CBBC	Last trading date	Delisted date
31765	Deutsche Bank AG - HSI R Bear CBBC May 2009 N	2009/05/26	2009/05/29
31766	Deutsche Bank AG - HSI R Bear CBBC May 2009 O	2009/05/26	2009/05/29
31792	Deutsche Bank AG - HSI R Bear CBBC May 2009 P	2009/05/26	2009/05/29
31813	Deutsche Bank AG - HSI R Bear CBBC May 2009 Q	2009/05/26	2009/05/29
31814	Deutsche Bank AG - HSI R Bear CBBC May 2009 R	2009/05/26	2009/05/29
31866	Deutsche Bank AG - HSI R Bear CBBC May 2009 X	2009/05/26	2009/05/29
31867	Deutsche Bank AG - HSI R Bear CBBC May 2009 Y	2009/05/26	2009/05/29
64249	Deutsche Bank AG - HSI R Bull CBBC Jan 2010 D	2009/05/26	2009/05/27
64252	Deutsche Bank AG - HSI R Bull CBBC Jan 2010 I	2009/05/26	2009/05/27
64253	Deutsche Bank AG - HSI R Bull CBBC Jan 2010 L	2009/05/26	2009/05/27
31203	Goldman Sachs SP (Asia) - HSI R Bear CBBC May 2009 C	2009/05/26	2009/05/29
31235	Goldman Sachs SP (Asia) - HSI R Bear CBBC May 2009 F	2009/05/26	2009/05/29
31236	Goldman Sachs SP (Asia) - HSI R Bear CBBC May 2009 G	2009/05/26	2009/05/29
31302	Goldman Sachs SP (Asia) - HSI R Bear CBBC May 2009 H	2009/05/26	2009/05/29
31326	Goldman Sachs SP (Asia) - HSI R Bear CBBC May 2009 K	2009/05/26	2009/05/29
31403	Goldman Sachs SP (Asia) - HSI R Bear CBBC May 2009 L	2009/05/26	2009/05/29
31453	Goldman Sachs SP (Asia) - HSI R Bear CBBC May 2009 O	2009/05/26	2009/05/29
31513	Goldman Sachs SP (Asia) - HSI R Bear CBBC May 2009 Q	2009/05/26	2009/05/29
31514	Goldman Sachs SP (Asia) - HSI R Bear CBBC May 2009 R	2009/05/26	2009/05/29
64277	Goldman Sachs SP (Asia) - HSI R Bull CBBC Jan 2010 M	2009/05/26	2009/05/27
64278	Goldman Sachs SP (Asia) - HSI R Bull CBBC Jan 2010 N	2009/05/26	2009/05/27
32346	KBC Fin Products Int'l Ltd. - HSCEI R Bull CBBC May 2009 C	2009/05/26	2009/05/29
60112	KBC Fin Products Int'l Ltd. - HSCEI R Bull CBBC May 2009 E	2009/05/26	2009/05/29
60113	KBC Fin Products Int'l Ltd. - HSCEI R Bull CBBC May 2009 F	2009/05/26	2009/05/29
32347	KBC Fin Products Int'l Ltd. - HSI R Bull CBBC May 2009 D	2009/05/26	2009/05/29
32348	KBC Fin Products Int'l Ltd. - HSI R Bull CBBC May 2009 E	2009/05/26	2009/05/29
60110	KBC Fin Products Int'l Ltd. - HSI R Bull CBBC May 2009 H	2009/05/26	2009/05/29
60111	KBC Fin Products Int'l Ltd. - HSI R Bull CBBC May 2009 I	2009/05/26	2009/05/29
60619	KBC Fin Products Int'l Ltd. - HSI R Bull CBBC May 2009 T	2009/05/26	2009/05/29
64246	KBC Fin Products Int'l Ltd. - HSI R Bull CBBC Oct 2009 M	2009/05/26	2009/05/27
64247	KBC Fin Products Int'l Ltd. - HSI R Bull CBBC Sep 2009 B	2009/05/26	2009/05/27
64248	KBC Fin Products Int'l Ltd. - HSI R Bull CBBC Sep 2009 Z	2009/05/26	2009/05/27
61197	KBC Fin Products Int'l Ltd. - SHK Ppt R Bear CBBC Oct 2009 A	2009/05/26	2009/05/27
60215	Macquarie Bank Ltd. - HSI R Bull CBBC May 2009 A	2009/05/26	2009/05/29
60016	SGA Societe Generale Acceptance N.V. -A50 R Bull CBBC May09A	2009/05/26	2009/05/29
60017	SGA Societe Generale Acceptance N.V. -A50 R Bull CBBC May09B	2009/05/26	2009/05/29
60464	SGA Societe Generale Acceptance N.V. -A50 R Bull CBBC May09C	2009/05/26	2009/05/29
60533	SGA Societe Generale Acceptance N.V. -A50 R Bull CBBC May09F	2009/05/26	2009/05/29
60534	SGA Societe Generale Acceptance N.V. -A50 R Bull CBBC May09G	2009/05/26	2009/05/29
60535	SGA Societe Generale Acceptance N.V. -A50 R Bull CBBC May09H	2009/05/26	2009/05/29
32024	SGA Societe Generale Acceptance N.V. -HSI R Bear CBBC May09L	2009/05/26	2009/05/29
32138	SGA Societe Generale Acceptance N.V. -HSI R Bear CBBC May09M	2009/05/26	2009/05/29
32139	SGA Societe Generale Acceptance N.V. -HSI R Bear CBBC May09N	2009/05/26	2009/05/29
32140	SGA Societe Generale Acceptance N.V. -HSI R Bear CBBC May09O	2009/05/26	2009/05/29
32141	SGA Societe Generale Acceptance N.V. -HSI R Bear CBBC May09P	2009/05/26	2009/05/29
32176	SGA Societe Generale Acceptance N.V. -HSI R Bear CBBC May09T	2009/05/26	2009/05/29
32177	SGA Societe Generale Acceptance N.V. -HSI R Bear CBBC May09U	2009/05/26	2009/05/29
32178	SGA Societe Generale Acceptance N.V. -HSI R Bear CBBC May09V	2009/05/26	2009/05/29
60063	SGA Societe Generale Acceptance N.V. -HSI R Bull CBBC May09A	2009/05/26	2009/05/29
60064	SGA Societe Generale Acceptance N.V. -HSI R Bull CBBC May09B	2009/05/26	2009/05/29
32335	SGA Societe Generale Acceptance N.V. -HSI R Bull CBBC May09C	2009/05/26	2009/05/29
60006	SGA Societe Generale Acceptance N.V. -HSI R Bull CBBC May09S	2009/05/26	2009/05/29
60159	SGA Societe Generale Acceptance N.V. -HSI R Bull CBBC May09Z	2009/05/26	2009/05/29
64260	UBS AG - China Life R Bull CBBC Jan 2010 B	2009/05/26	2009/05/27
64165	UBS AG - CNOOC R Bull CBBC Dec 2009 I	2009/05/26	2009/05/27
32303	UBS AG - HSCEI R Bull CBBC May 2009 E	2009/05/26	2009/05/29
32304	UBS AG - HSCEI R Bull CBBC May 2009 F	2009/05/26	2009/05/29
60022	UBS AG - HSCEI R Bull CBBC May 2009 G	2009/05/26	2009/05/29
60024	UBS AG - HSCEI R Bull CBBC May 2009 H	2009/05/26	2009/05/29
60117	UBS AG - HSCEI R Bull CBBC May 2009 K	2009/05/26	2009/05/29
60118	UBS AG - HSCEI R Bull CBBC May 2009 L	2009/05/26	2009/05/29
60119	UBS AG - HSCEI R Bull CBBC May 2009 M	2009/05/26	2009/05/29
60164	UBS AG - HSCEI R Bull CBBC May 2009 Q	2009/05/26	2009/05/29
60165	UBS AG - HSCEI R Bull CBBC May 2009 R	2009/05/26	2009/05/29
60605	UBS AG - HSCEI R Bull CBBC May 2009 V	2009/05/26	2009/05/29
60628	UBS AG - HSCEI R Bull CBBC May 2009 X	2009/05/26	2009/05/29
31023	UBS AG - HSI R Bear CBBC May 2009 E	2009/05/26	2009/05/29
31838	UBS AG - HSI R Bear CBBC May 2009 M	2009/05/26	2009/05/29
31836	UBS AG - HSI R Bear CBBC May 2009 Q	2009/05/26	2009/05/29
31837	UBS AG - HSI R Bear CBBC May 2009 R	2009/05/26	2009/05/29
31171	UBS AG - HSI R Bear CBBC May 2009 T	2009/05/26	2009/05/29
31183	UBS AG - HSI R Bear CBBC May 2009 V	2009/05/26	2009/05/29
31196	UBS AG - HSI R Bear CBBC May 2009 W	2009/05/26	2009/05/29
31197	UBS AG - HSI R Bear CBBC May 2009 X	2009/05/26	2009/05/29
31727	UBS AG - HSI R Bear CBBC May 2009 Z	2009/05/26	2009/05/29
64245	UBS AG - HSI R Bear CBBC Oct 2009 H	2009/05/26	2009/05/27
64258	UBS AG - HSI R Bull CBBC Oct 2009 K	2009/05/26	2009/05/27
64259	UBS AG - HSI R Bull CBBC Oct 2009 S	2009/05/26	2009/05/27
63241	UBS AG - SHK Ppt R Bear CBBC Jan 2010 D	2009/05/26	2009/05/27
64212	ABN AMRO Bank N.V. - HSI R Bear CBBC Nov 2009 O	2009/05/27	2009/05/29
64064	ABN AMRO Bank N.V. - HSI R Bear CBBC Nov 2009 S	2009/05/27	2009/05/29
63776	ABN AMRO Bank N.V. - HSI R Bear CBBC Sep 2009 K	2009/05/27	2009/05/29
63899	Barclays Bank plc - HSI R Bear CBBC Dec 2009 C	2009/05/27	2009/05/29
64199	BNP Paribas Arbit Issu B.V. - HSI R Bear CBBC Dec 2009 G	2009/05/27	2009/05/29
64202	BNP Paribas Arbit Issu B.V. - HSI R Bear CBBC Dec 2009 I	2009/05/27	2009/05/29
63404	BNP Paribas Arbit Issu B.V. - HSI R Bear CBBC Oct 2009 S	2009/05/27	2009/05/29
64224	CC Rabobank B.A. - HSI R Bear CBBC Feb 2010 F	2009/05/27	2009/05/29

## List of expired CBBC, 2009 (continued)

Code	CBBC	Last trading date	Delisted date
64225	CC Rabobank B.A. - HSI R Bear CBBC Feb 2010 G	2009/05/27	2009/05/29
32026	CC Rabobank B.A. - HSI R Bear CBBC Jun 2009 F	2009/05/27	2009/05/29
63957	Deutsche Bank AG - HSI R Bear CBBC Feb 2010 D	2009/05/27	2009/05/29
63124	Deutsche Bank AG - HSI R Bear CBBC Jan 2010 F	2009/05/27	2009/05/29
60321	Deutsche Bank AG - HSI R Bear CBBC Jul 2009 I	2009/05/27	2009/05/29
63477	Deutsche Bank AG - HSI R Bear CBBC Nov 2009 L	2009/05/27	2009/05/29
60796	Deutsche Bank AG - HSI R Bear CBBC Sep 2009 L	2009/05/27	2009/05/29
61200	Deutsche Bank AG - Petrochina R Bear CBBC Jun 2009 J	2009/05/27	2009/05/29
32001	Goldman Sachs SP (Asia) - HSI R Bear CBBC Jun 2009 F	2009/05/27	2009/05/29
63179	HK Bank - HSI R Bear CBBC Dec 2009 G	2009/05/27	2009/05/29
63739	KBC Fin Products Int'l Ltd. - HSI R Bear CBBC Nov 2009 M	2009/05/27	2009/05/29
63246	KBC Fin Products Int'l Ltd. - HSI R Bear CBBC Nov 2009 P	2009/05/27	2009/05/29
64304	KBC Fin Products Int'l Ltd. - HSI R Bear CBBC Nov 2009 V	2009/05/27	2009/05/29
63737	KBC Fin Products Int'l Ltd. - HSI R Bear CBBC Nov 2009 Y	2009/05/27	2009/05/29
60972	SGA Societe Generale Acceptance N.V. -HSI R Bear CBBC Aug09M	2009/05/27	2009/05/29
63785	SGA Societe Generale Acceptance N.V. -HSI R Bear CBBC Dec09C	2009/05/27	2009/05/29
63786	SGA Societe Generale Acceptance N.V. -HSI R Bear CBBC Dec09D	2009/05/27	2009/05/29
63911	SGA Societe Generale Acceptance N.V. -HSI R Bear CBBC Nov09K	2009/05/27	2009/05/29
63357	UBS AG - Cheung Kong R Bear CBBC Jan 2010 D	2009/05/27	2009/05/29
64187	UBS AG - China Mobile R Bear CBBC Dec 2009 H	2009/05/27	2009/05/29
61890	UBS AG - HSCEI R Bear CBBC Mar 2010 F	2009/05/27	2009/05/29
64192	UBS AG - HSI R Bear CBBC Dec 2009 Q	2009/05/27	2009/05/29
63750	UBS AG - HSI R Bear CBBC Jan 2010 I	2009/05/27	2009/05/29
63818	UBS AG - HSI R Bear CBBC Jan 2010 Q	2009/05/27	2009/05/29
63819	UBS AG - HSI R Bear CBBC Jan 2010 R	2009/05/27	2009/05/29
62185	UBS AG - HSI R Bear CBBC Mar 2010 J	2009/05/27	2009/05/29
62186	UBS AG - HSI R Bear CBBC Mar 2010 K	2009/05/27	2009/05/29
64309	UBS AG - HSI R Bear CBBC Oct 2009 M	2009/05/27	2009/05/29
64305	UBS AG - HSI R Bull CBBC Oct 2009 T	2009/05/27	2009/05/29
61266	ABN AMRO Bank N.V. - HSI R Bear CBBC Jun 2009 E	2009/05/29	2009/06/01
63878	ABN AMRO Bank N.V. - HSI R Bear CBBC Nov 2009 H	2009/05/29	2009/06/01
63900	Barclays Bank plc - HSI R Bear CBBC Dec 2009 D	2009/05/29	2009/06/01
63888	BNP Paribas Arbit Issu B.V. - HKEx R Bear CBBC Nov 2009 C	2009/05/29	2009/06/01
31822	BNP Paribas Arbit Issu B.V. - HSI R Bear CBBC Jun 2009 L	2009/05/29	2009/06/01
64086	CC Rabobank B.A. - HSI R Bear CBBC Jan 2010 H	2009/05/29	2009/06/01
64087	CC Rabobank B.A. - HSI R Bear CBBC Jan 2010 I	2009/05/29	2009/06/01
64088	CC Rabobank B.A. - HSI R Bear CBBC Jan 2010 J	2009/05/29	2009/06/01
64193	Deutsche Bank AG - China Life R Bear CBBC Nov 2009 B	2009/05/29	2009/06/01
64145	Deutsche Bank AG - HKEx R Bear CBBC Nov 2009 A	2009/05/29	2009/06/01
63206	Deutsche Bank AG - HSI R Bear CBBC Dec 2009 V	2009/05/29	2009/06/01
64322	Deutsche Bank AG - HSI R Bear CBBC Jan 2010 E	2009/05/29	2009/06/01
64323	Deutsche Bank AG - HSI R Bear CBBC Jan 2010 J	2009/05/29	2009/06/01
64206	Deutsche Bank AG - HSI R Bear CBBC Jan 2010 O	2009/05/29	2009/06/01
64207	Deutsche Bank AG - HSI R Bear CBBC Jan 2010 Q	2009/05/29	2009/06/01
63953	Deutsche Bank AG - HSI R Bear CBBC Nov 2009 J	2009/05/29	2009/06/01
64035	Deutsche Bank AG - HSI R Bear CBBC Nov 2009 O	2009/05/29	2009/06/01
61469	Deutsche Bank AG - HSI R Bear CBBC Oct 2009 E	2009/05/29	2009/06/01
63892	Goldman Sachs SP (Asia) - HSI R Bear CBBC Dec 2009 D	2009/05/29	2009/06/01
64123	Goldman Sachs SP (Asia) - HSI R Bear CBBC Dec 2009 L	2009/05/29	2009/06/01
64124	Goldman Sachs SP (Asia) - HSI R Bear CBBC Dec 2009 M	2009/05/29	2009/06/01
64320	Goldman Sachs SP (Asia) - HSI R Bear CBBC Jan 2010 Q	2009/05/29	2009/06/01
64321	Goldman Sachs SP (Asia) - HSI R Bear CBBC Jan 2010 R	2009/05/29	2009/06/01
63400	HK Bank - HSI R Bear CBBC Dec 2009 I	2009/05/29	2009/06/01
61715	KBC Fin Products Int'l Ltd. - A50 China R Bull CBBC Jun 09 B	2009/05/29	2009/06/02
61228	KBC Fin Products Int'l Ltd. - HSCEI R Bear CBBC Oct 2009 A	2009/05/29	2009/06/01
61035	KBC Fin Products Int'l Ltd. - HSI R Bear CBBC Aug 2009 D	2009/05/29	2009/06/01
63738	KBC Fin Products Int'l Ltd. - HSI R Bear CBBC Nov 2009 Z	2009/05/29	2009/06/01
64316	KBC Fin Products Int'l Ltd. - HSI R Bear CBBC Oct 2009 I	2009/05/29	2009/06/01
61037	KBC Fin Products Int'l Ltd. - HSI R Bear CBBC Sep 2009 C	2009/05/29	2009/06/01
61038	KBC Fin Products Int'l Ltd. - HSI R Bear CBBC Sep 2009 E	2009/05/29	2009/06/01
63805	Macquarie Bank Ltd. - HSI R Bear CBBC Nov 2009 E	2009/05/29	2009/06/01
60973	SGA Societe Generale Acceptance N.V. -HSI R Bear CBBC Aug09N	2009/05/29	2009/06/01
63914	SGA Societe Generale Acceptance N.V. -HSI R Bear CBBC Dec09G	2009/05/29	2009/06/01
63912	SGA Societe Generale Acceptance N.V. -HSI R Bear CBBC Nov09M	2009/05/29	2009/06/01
64078	SGA Societe Generale Acceptance N.V. -HSI R Bear CBBC Oct09C	2009/05/29	2009/06/01
63337	SGA Societe Generale Acceptance N.V. -BOCL R Bear CBBC Oct09C	2009/05/29	2009/06/01
64015	SGA Societe Generale Acceptance N.V. -CCHC R Bear CBBC Dec09F	2009/05/29	2009/06/01
63138	SGA Societe Generale Acceptance N.V. -COVS R Bear CBBC Oct09F	2009/05/29	2009/06/01
63849	SGA Societe Generale Acceptance N.V. -HKEx R Bear CBBC Dec09E	2009/05/29	2009/06/01
63796	SGA Societe Generale Acceptance N.V. -TCH R Bear CBBC Dec09F	2009/05/29	2009/06/01
63791	SGA Societe Generale Acceptance N.V. -CK(H) R Bear CBBC Dec09B	2009/05/29	2009/06/01
63434	SGA Societe Generale Acceptance N.V. -SHK P R Bear CBBC Jul09H	2009/05/29	2009/06/01
63141	SGA Societe Generale Acceptance NV -HSCEI R Bear CBBC Oct09M	2009/05/29	2009/06/01
63218	UBS AG - BOCL R Bear CBBC Dec 2009 A	2009/05/29	2009/06/01
61139	UBS AG - Cheung Kong R Bear CBBC Jul 2009 D	2009/05/29	2009/06/01
64061	UBS AG - HKEx R Bear CBBC Dec 2009 K	2009/05/29	2009/06/01
61348	UBS AG - HS Bank R Bear CBBC Jul 2009 A	2009/05/29	2009/06/01
63991	UBS AG - HSI R Bear CBBC Feb 2010 N	2009/05/29	2009/06/01
63751	UBS AG - HSI R Bear CBBC Jan 2010 J	2009/05/29	2009/06/01
62187	UBS AG - HSI R Bear CBBC Mar 2010 L	2009/05/29	2009/06/01
64315	UBS AG - HSI R Bear CBBC Oct 2009 V	2009/05/29	2009/06/01
31498	UBS AG - Petrochina R Bear CBBC Jul 2009 B	2009/05/29	2009/06/01
63320	UBS AG - Ping An R Bear CBBC Dec 2009 A	2009/05/29	2009/06/01
63242	UBS AG - SHK Ppt R Bear CBBC Jan 2010 E	2009/05/29	2009/06/01
61788	ABN AMRO Bank N.V. - China Mobile R Bear CBBC Jul 2009 A	2009/06/01	2009/06/02
61290	ABN AMRO Bank N.V. - HSCEI R Bear CBBC Jun 2009 F	2009/06/01	2009/06/02
63561	ABN AMRO Bank N.V. - HSCEI R Bear CBBC Sep 2009 E	2009/06/01	2009/06/02

## List of expired CBBC, 2009 (continued)

Code	CBBC	Last trading date	Delisted date
63879	ABN AMRO Bank N.V. - HSI R Bear CBBC Nov 2009 I	2009/06/01	2009/06/02
63880	ABN AMRO Bank N.V. - HSI R Bear CBBC Nov 2009 J	2009/06/01	2009/06/02
63971	ABN AMRO Bank N.V. - HSI R Bear CBBC Nov 2009 P	2009/06/01	2009/06/02
63397	BNP Paribas Arbit Issu B.V. - Ch Life R Bear CBBC Dec 2009 C	2009/06/01	2009/06/02
62119	BNP Paribas Arbit Issu B.V. - Ch Mob R Bear CBBC Dec 2009 C	2009/06/01	2009/06/02
31818	BNP Paribas Arbit Issu B.V. - HSCEI R Bear CBBC Sep 2009 B	2009/06/01	2009/06/02
31893	BNP Paribas Arbit Issu B.V. - HSI R Bear CBBC Aug 2009 C	2009/06/01	2009/06/02
64326	BNP Paribas Arbit Issu B.V. - HSI R Bear CBBC Dec 2009 Z	2009/06/01	2009/06/02
61254	BNP Paribas Arbit Issu B.V. - HSI R Bear CBBC Jul 2009 M	2009/06/01	2009/06/02
31816	BNP Paribas Arbit Issu B.V. - HSI R Bear CBBC Jun 2009 I	2009/06/01	2009/06/02
31525	CC Rabobank B.A. - HSCEI R Bear CBBC Jun 2009 B	2009/06/01	2009/06/02
64138	CC Rabobank B.A. - HSI R Bear CBBC Jan 2010 N	2009/06/01	2009/06/02
64139	CC Rabobank B.A. - HSI R Bear CBBC Jan 2010 O	2009/06/01	2009/06/02
62136	Deutsche Bank AG - A50 China R Bear CBBC Jul 2009 G	2009/06/01	2009/06/02
62618	Deutsche Bank AG - China Life R Bear CBBC Aug 2009 Q	2009/06/01	2009/06/02
64159	Deutsche Bank AG - China Life R Bear CBBC Nov 2009 A	2009/06/01	2009/06/02
61624	Deutsche Bank AG - China Mobile R Bear CBBC Jul 2009 M	2009/06/01	2009/06/02
63873	Deutsche Bank AG - HSI R Bear CBBC Feb 2010 A	2009/06/01	2009/06/02
64336	Deutsche Bank AG - HSI R Bear CBBC Feb 2010 Q	2009/06/01	2009/06/02
64337	Deutsche Bank AG - HSI R Bear CBBC Feb 2010 R	2009/06/01	2009/06/02
64338	Deutsche Bank AG - HSI R Bear CBBC Feb 2010 S	2009/06/01	2009/06/02
64254	Deutsche Bank AG - HSI R Bear CBBC Jan 2010 M	2009/06/01	2009/06/02
63721	Deutsche Bank AG - HSI R Bear CBBC Jan 2010 X	2009/06/01	2009/06/02
63954	Deutsche Bank AG - HSI R Bear CBBC Nov 2009 H	2009/06/01	2009/06/02
63955	Deutsche Bank AG - HSI R Bear CBBC Nov 2009 M	2009/06/01	2009/06/02
61470	Deutsche Bank AG - HSI R Bear CBBC Oct 2009 F	2009/06/01	2009/06/02
63350	Deutsche Bank AG - HSI R Bear CBBC Oct 2009 Y	2009/06/01	2009/06/02
61205	Deutsche Bank AG - HSI R Bear CBBC Sep 2009 Z	2009/06/01	2009/06/02
61082	Deutsche Bank AG - Petrochina R Bear CBBC Jun 2009 I	2009/06/01	2009/06/02
63893	Goldman Sachs SP (Asia) - HSI R Bear CBBC Dec 2009 E	2009/06/01	2009/06/02
63894	Goldman Sachs SP (Asia) - HSI R Bear CBBC Dec 2009 F	2009/06/01	2009/06/02
64125	Goldman Sachs SP (Asia) - HSI R Bear CBBC Dec 2009 N	2009/06/01	2009/06/02
64126	Goldman Sachs SP (Asia) - HSI R Bear CBBC Dec 2009 O	2009/06/01	2009/06/02
64031	HK Bank - HKEx R Bear CBBC Feb 2010 C	2009/06/01	2009/06/02
63808	HK Bank - HSI R Bear CBBC Jan 2010 A	2009/06/01	2009/06/02
63940	HK Bank - HSI R Bear CBBC Nov 2009 I	2009/06/01	2009/06/02
63920	KBC Fin Products Int'l Ltd. - HKEx R Bear CBBC Oct 2009 J	2009/06/01	2009/06/02
64331	KBC Fin Products Int'l Ltd. - HKEx R Bear CBBC Oct 2009 M	2009/06/01	2009/06/02
61647	KBC Fin Products Int'l Ltd. - HSBC R Bear CBBC Sep 2009 C	2009/06/01	2009/06/02
62993	KBC Fin Products Int'l Ltd. - HSCEI R Bear CBBC Dec 2009 D	2009/06/01	2009/06/02
61129	KBC Fin Products Int'l Ltd. - HSI R Bear CBBC Aug 2009 F	2009/06/01	2009/06/02
63930	KBC Fin Products Int'l Ltd. - HSI R Bear CBBC Dec 2009 N	2009/06/01	2009/06/02
63452	KBC Fin Products Int'l Ltd. - HSI R Bear CBBC Oct 2009 G	2009/06/01	2009/06/02
64330	KBC Fin Products Int'l Ltd. - HSI R Bear CBBC Oct 2009 K	2009/06/01	2009/06/02
64329	KBC Fin Products Int'l Ltd. - HSI R Bear CBBC Oct 2009 Q	2009/06/01	2009/06/02
61039	KBC Fin Products Int'l Ltd. - HSI R Bear CBBC Sep 2009 D	2009/06/01	2009/06/02
61130	KBC Fin Products Int'l Ltd. - HSI R Bear CBBC Sep 2009 F	2009/06/01	2009/06/02
61026	KBC Fin Products Int'l Ltd. - ICBC R Bear CBBC Jul 2009 C	2009/06/01	2009/06/02
61399	KBC Fin Products Int'l Ltd. - Petrochina R Bear CBBC Jul 09C	2009/06/01	2009/06/02
63898	Macquarie Bank Ltd. - HSI R Bear CBBC Nov 2009 F	2009/06/01	2009/06/02
63915	SGA Societe Generale Acceptance N.V. -HSI R Bear CBBC Dec09H	2009/06/01	2009/06/02
63916	SGA Societe Generale Acceptance N.V. -HSI R Bear CBBC Dec09I	2009/06/01	2009/06/02
64012	SGA Societe Generale Acceptance N.V. -HSI R Bear CBBC Dec09K	2009/06/01	2009/06/02
63913	SGA Societe Generale Acceptance N.V. -HSI R Bear CBBC Nov09G	2009/06/01	2009/06/02
64010	SGA Societe Generale Acceptance N.V. -HSI R Bear CBBC Nov09O	2009/06/01	2009/06/02
64009	SGA Societe Generale Acceptance N.V. -HSI R Bear CBBC Nov09R	2009/06/01	2009/06/02
64291	SGA Societe Generale Acceptance N.V.-CCHC R Bear CBBC Jan10B	2009/06/01	2009/06/02
64232	SGA Societe Generale Acceptance N.V.-CMB R Bear CBBC Jan 10B	2009/06/01	2009/06/02
62099	SGA Societe Generale Acceptance N.V.-CMob R Bear CBBC Sep09F	2009/06/01	2009/06/02
62730	SGA Societe Generale Acceptance N.V.-CUni R Bear CBBC Dec09A	2009/06/01	2009/06/02
61675	SGA Societe Generale Acceptance N.V.-HSBC R Bear CBBC Aug09B	2009/06/01	2009/06/02
63390	SGA Societe Generale Acceptance N.V.-BOCom R Bear CBBC Dec09B	2009/06/01	2009/06/02
64152	SGA Societe Generale Acceptance N.V.-CCoal R Bear CBBC Jan10B	2009/06/01	2009/06/02
64181	SGA Societe Generale Acceptance N.V.-CLife R Bear CBBC Jan10A	2009/06/01	2009/06/02
61209	SGA Societe Generale Acceptance N.V.-CLife R Bear CBBC Oct09B	2009/06/01	2009/06/02
63483	SGA Societe Generale Acceptance N.V.-CNOOC R Bear CBBC Dec09A	2009/06/01	2009/06/02
61180	SGA Societe Generale Acceptance N.V.-PetCh R Bear CBBC Jul09M	2009/06/01	2009/06/02
63195	SGA Societe Generale Acceptance NV -HSCEI R Bear CBBC Oct09O	2009/06/01	2009/06/02
63517	SGA Societe Generale Acceptance NV-BOC HK R Bear CBBC Dec09B	2009/06/01	2009/06/02
63527	SGA Societe Generale Acceptance NV-BOC HK R Bear CBBC Dec09D	2009/06/01	2009/06/02
64292	SGA Societe Generale Acceptance NV-JiangC R Bear CBBC Jan10B	2009/06/01	2009/06/02
62668	SGA Societe Generale Acceptance NV-PingAn R Bear CBBC Oct09B	2009/06/01	2009/06/02
61310	UBS AG - BankComm R Bear CBBC Aug 2009 F	2009/06/01	2009/06/02
64164	UBS AG - China Life R Bear CBBC Dec 2009 E	2009/06/01	2009/06/02
62276	UBS AG - China Life R Bear CBBC Nov 2009 D	2009/06/01	2009/06/02
61639	UBS AG - China Mobile R Bear CBBC Jul 2009 K	2009/06/01	2009/06/02
63362	UBS AG - China Shenhua R Bear CBBC Jan 2010 B	2009/06/01	2009/06/02
64300	UBS AG - CM Bank R Bear CBBC Jan 2010 J	2009/06/01	2009/06/02
64333	UBS AG - CM Bank R Bear CBBC Jan 2010 L	2009/06/01	2009/06/02
61144	UBS AG - CM Bank R Bear CBBC Jun 2009 E	2009/06/01	2009/06/02
63235	UBS AG - CNOOC R Bear CBBC Dec 2009 D	2009/06/01	2009/06/02
63837	UBS AG - HKEx R Bear CBBC Dec 2009 F	2009/06/01	2009/06/02
61645	UBS AG - HSBC R Bear CBBC Jul 2009 N	2009/06/01	2009/06/02
61891	UBS AG - HSCEI R Bear CBBC Mar 2010 G	2009/06/01	2009/06/02
61892	UBS AG - HSCEI R Bear CBBC Mar 2010 H	2009/06/01	2009/06/02
32017	UBS AG - HSI R Bear CBBC Aug 2009 H	2009/06/01	2009/06/02
63995	UBS AG - HSI R Bear CBBC Feb 2010 A	2009/06/01	2009/06/02



## List of expired CBBC, 2009 (continued)

Code	CBBC	Last trading date	Delisted date
63999	UBS AG - HSI R Bear CBBC Feb 2010 E	2009/06/01	2009/06/02
63992	UBS AG - HSI R Bear CBBC Feb 2010 O	2009/06/01	2009/06/02
63993	UBS AG - HSI R Bear CBBC Feb 2010 P	2009/06/01	2009/06/02
63994	UBS AG - HSI R Bear CBBC Feb 2010 Q	2009/06/01	2009/06/02
64172	UBS AG - HSI R Bear CBBC Feb 2010 S	2009/06/01	2009/06/02
61883	UBS AG - HSI R Bear CBBC Mar 2010 A	2009/06/01	2009/06/02
62188	UBS AG - HSI R Bear CBBC Mar 2010 M	2009/06/01	2009/06/02
62189	UBS AG - HSI R Bear CBBC Mar 2010 N	2009/06/01	2009/06/02
62191	UBS AG - HSI R Bear CBBC Mar 2010 P	2009/06/01	2009/06/02
64104	UBS AG - HSI R Bear CBBC Nov 2009 K	2009/06/01	2009/06/02
64335	UBS AG - HSI R Bear CBBC Oct 2009 F	2009/06/01	2009/06/02
64334	UBS AG - HSI R Bear CBBC Oct 2009 W	2009/06/01	2009/06/02
63839	UBS AG - Petrochina R Bear CBBC Dec 2009 C	2009/06/01	2009/06/02
62770	ABN AMRO Bank N.V. - DJIA R Bear CBBC Sep 2009 G	2009/06/02	2009/06/03
63881	ABN AMRO Bank N.V. - HSI R Bear CBBC Nov 2009 K	2009/06/02	2009/06/03
64344	CC Rabobank B.A. - HSI R Bear CBBC Feb 2010 J	2009/06/02	2009/06/03
64345	CC Rabobank B.A. - HSI R Bear CBBC Feb 2010 K	2009/06/02	2009/06/03
64346	CC Rabobank B.A. - HSI R Bear CBBC Feb 2010 L	2009/06/02	2009/06/03
64347	CC Rabobank B.A. - HSI R Bear CBBC Mar 2010 G	2009/06/02	2009/06/03
64348	CC Rabobank B.A. - HSI R Bear CBBC Mar 2010 H	2009/06/02	2009/06/03
61476	Deutsche Bank AG - CNOOC R Bear CBBC Jul 2009 I	2009/06/02	2009/06/03
63961	Deutsche Bank AG - HKEx R Bear CBBC Oct 2009 M	2009/06/02	2009/06/03
63421	Deutsche Bank AG - HSI R Bear CBBC Dec 2009 X	2009/06/02	2009/06/03
32169	Deutsche Bank AG - HSI R Bear CBBC Jun 2009 N	2009/06/02	2009/06/03
64361	Deutsche Bank AG - HSI R Bear CBBC Oct 2009 G	2009/06/02	2009/06/03
64355	Deutsche Bank AG - HSI R Bear CBBC Oct 2009 H	2009/06/02	2009/06/03
63303	KBC Fin Products Int'l Ltd. - Ch Life R Bear CBBC Sep 2009 I	2009/06/02	2009/06/03
64251	KBC Fin Products Int'l Ltd. - HSI R Bear CBBC Oct 2009 L	2009/06/02	2009/06/03
64013	SGA Societe Generale Acceptance N.V. -HSI R Bear CBBC Dec09L	2009/06/02	2009/06/03
64289	SGA Societe Generale Acceptance N.V.-CUni R Bear CBBC Jan10A	2009/06/02	2009/06/03
63836	UBS AG - CNOOC R Bear CBBC Dec 2009 H	2009/06/02	2009/06/03
63996	UBS AG - HSI R Bear CBBC Feb 2010 B	2009/06/02	2009/06/03
62190	UBS AG - HSI R Bear CBBC Mar 2010 O	2009/06/02	2009/06/03
64353	UBS AG - HSI R Bear CBBC Oct 2009 P	2009/06/02	2009/06/03
31655	UBS AG - Ping An R Bear CBBC Jul 2009 B	2009/06/02	2009/06/03
64363	CC Rabobank B.A. - HKEx R Bear CBBC Feb 2010 B	2009/06/03	2009/06/04
64371	Goldman Sachs SP (Asia) - HSI R Bear CBBC Jan 2010 T	2009/06/03	2009/06/04
64370	KBC Fin Products Int'l Ltd. - HSCEI R Bear CBBC Nov 2009 C	2009/06/03	2009/06/04
62999	SGA Societe Generale Acceptance N.V. -A50 R Bear CBBC Oct09D	2009/06/03	2009/06/04
61513	SGA Societe Generale Acceptance N.V.-HWL R Bear CBBC Oct 09A	2009/06/03	2009/06/04
62937	SGA Societe Generale Acceptance N.V.-CLife R Bear CBBC Dec09B	2009/06/03	2009/06/04
62280	UBS AG - A50 China R Bear CBBC Dec 2009 F	2009/06/03	2009/06/04
64367	UBS AG - CNOOC R Bear CBBC Dec 2009 J	2009/06/03	2009/06/04
61893	UBS AG - HSCEI R Bear CBBC Mar 2010 I	2009/06/03	2009/06/04
64372	UBS AG - HSCEI R Bear CBBC Oct 2009 Q	2009/06/03	2009/06/04
64373	UBS AG - HSI R Bear CBBC Oct 2009 X	2009/06/03	2009/06/04
63519	ABN AMRO Bank N.V. - A50 China R Bear CBBC Sep 2009 A	2009/06/04	2009/06/05
64382	BNP Paribas Arbit Issu B.V. - HSI R Bear CBBC Dec 2009 J	2009/06/04	2009/06/05
62137	Deutsche Bank AG - A50 China R Bear CBBC Jul 2009 H	2009/06/04	2009/06/05
63148	HK Bank - A50 R Bear CBBC Nov 2009 C	2009/06/04	2009/06/05
64375	KBC Fin Products Int'l Ltd. - HSI R Bear CBBC Nov 2009 N	2009/06/04	2009/06/05
64376	KBC Fin Products Int'l Ltd. - HSI R Bear CBBC Nov 2009 O	2009/06/04	2009/06/05
64374	Macquarie Bank Ltd. - HSI R Bear CBBC Oct 2009 I	2009/06/04	2009/06/05
63712	SGA Societe Generale Acceptance N.V.-CP&CC R Bull CBBC Dec09F	2009/06/04	2009/06/05
64378	UBS AG - HSI R Bear CBBC Oct 2009 H	2009/06/04	2009/06/05
64377	UBS AG - HSI R Bear CBBC Oct 2009 Y	2009/06/04	2009/06/05
64262	UBS AG - Sinopec Corp R Bull CBBC Jan 2010 B	2009/06/04	2009/06/05
64433	CC Rabobank B.A. - HSI R Bear CBBC Feb 2010 O	2009/06/05	2009/06/08
64434	CC Rabobank B.A. - HSI R Bear CBBC Feb 2010 P	2009/06/05	2009/06/08
60728	KBC Fin Products Int'l Ltd. - Hutchison R Bull CBBC Jun 09A	2009/06/05	2009/06/09
61394	KBC Fin Products Int'l Ltd. - Ch Mobile R Bear CBBC Jun2009B	2009/06/05	2009/06/09
61392	KBC Fin Products Int'l Ltd. - Ch Mobile R Bull CBBC Jun2009A	2009/06/05	2009/06/09
64458	KBC Fin Products Int'l Ltd. - HSI R Bear CBBC Dec 2009 R	2009/06/05	2009/06/08
64460	KBC Fin Products Int'l Ltd. - HSI R Bear CBBC Nov 2009 P	2009/06/05	2009/06/08
64301	UBS AG - HKEx R Bear CBBC Jan 2010 H	2009/06/05	2009/06/08
31735	UBS AG - HKEx R Bear CBBC Jun 2009 H	2009/06/05	2009/06/08
64463	UBS AG - HSI R Bear CBBC Sep 2009 X	2009/06/05	2009/06/08
64576	ABN AMRO Bank N.V. - HSI R Bull CBBC Dec 2009 I	2009/06/08	2009/06/09
64543	BNP Paribas Arbit Issu B.V. - HSI R Bull CBBC Feb 2010 F	2009/06/08	2009/06/09
64523	BNP Paribas Arbit Issu B.V. - HSI R Bull CBBC Jan 2010 S	2009/06/08	2009/06/09
64528	Deutsche Bank AG - HSI R Bull CBBC Jan 2010 J	2009/06/08	2009/06/09
64529	Deutsche Bank AG - HSI R Bull CBBC Jan 2010 O	2009/06/08	2009/06/09
64565	Deutsche Bank AG - HSI R Bull CBBC Nov 2009 O	2009/06/08	2009/06/09
64586	Goldman Sachs SP (Asia) - HSI R Bull CBBC Feb 2010 G	2009/06/08	2009/06/09
64587	Goldman Sachs SP (Asia) - HSI R Bull CBBC Feb 2010 H	2009/06/08	2009/06/09
61567	KBC Fin Products Int'l Ltd. - Ch Mobile R Bear CBBC Jul 09 B	2009/06/08	2009/06/09
64511	KBC Fin Products Int'l Ltd. - HSI R Bear CBBC Oct 2009 G	2009/06/08	2009/06/09
64559	KBC Fin Products Int'l Ltd. - HSI R Bull CBBC Dec 2009 S	2009/06/08	2009/06/09
64541	KBC Fin Products Int'l Ltd. - HSI R Bull CBBC Nov 2009 Y	2009/06/08	2009/06/09
64540	KBC Fin Products Int'l Ltd. - HSI R Bull CBBC Oct 2009 K	2009/06/08	2009/06/09
64490	Macquarie Bank Ltd. - HSI R Bear CBBC Nov 2009 I	2009/06/08	2009/06/09
64505	SGA Societe Generale Acceptance N.V.-HKEx R Bear CBBC Jan10D	2009/06/08	2009/06/09
64265	UBS AG - HSBC R Bull CBBC Jan 2010 A	2009/06/08	2009/06/09
64508	UBS AG - HSI R Bear CBBC Oct 2009 V	2009/06/08	2009/06/09
64548	UBS AG - HSI R Bull CBBC Dec 2009 T	2009/06/08	2009/06/09
64547	UBS AG - HSI R Bull CBBC Sep 2009 C	2009/06/08	2009/06/09
64596	UBS AG - ICBC R Bull CBBC Nov 2009 D	2009/06/08	2009/06/09

## List of expired CBBC, 2009 (continued)

Code	CBBC	Last trading date	Delisted date
64573	ABN AMRO Bank N.V. - HSI R Bull CBBC Dec 2009 F	2009/06/09	2009/06/10
64574	ABN AMRO Bank N.V. - HSI R Bull CBBC Dec 2009 G	2009/06/09	2009/06/10
64575	ABN AMRO Bank N.V. - HSI R Bull CBBC Dec 2009 H	2009/06/09	2009/06/10
64606	ABN AMRO Bank N.V. - HSI R Bull CBBC Dec 2009 J	2009/06/09	2009/06/10
64607	ABN AMRO Bank N.V. - HSI R Bull CBBC Dec 2009 K	2009/06/09	2009/06/10
64485	BNP Paribas Arbit Issu B.V. - HSI R Bull CBBC Jan 2010 P	2009/06/09	2009/06/10
64513	BNP Paribas Arbit Issu B.V. - HSI R Bull CBBC Jan 2010 Q	2009/06/09	2009/06/10
64522	BNP Paribas Arbit Issu B.V. - HSI R Bull CBBC Jan 2010 R	2009/06/09	2009/06/10
64621	CC Rabobank B.A. - HSI R Bull CBBC Dec 2009 N	2009/06/09	2009/06/10
64561	Deutsche Bank AG - China Life R Bull CBBC Dec 2009 B	2009/06/09	2009/06/10
64639	Deutsche Bank AG - HSI R Bear CBBC Oct 2009 J	2009/06/09	2009/06/10
64412	Deutsche Bank AG - HSI R Bull CBBC Feb 2010 U	2009/06/09	2009/06/10
64635	Deutsche Bank AG - HSI R Bull CBBC Feb 2010 X	2009/06/09	2009/06/10
64636	Deutsche Bank AG - HSI R Bull CBBC Feb 2010 Y	2009/06/09	2009/06/10
64527	Deutsche Bank AG - HSI R Bull CBBC Jan 2010 E	2009/06/09	2009/06/10
64468	Deutsche Bank AG - HSI R Bull CBBC Nov 2009 J	2009/06/09	2009/06/10
64467	Deutsche Bank AG - HSI R Bull CBBC Nov 2009 L	2009/06/09	2009/06/10
64489	Goldman Sachs SP (Asia) - HSI R Bull CBBC Feb 2010 C	2009/06/09	2009/06/10
64584	Goldman Sachs SP (Asia) - HSI R Bull CBBC Feb 2010 E	2009/06/09	2009/06/10
64585	Goldman Sachs SP (Asia) - HSI R Bull CBBC Feb 2010 F	2009/06/09	2009/06/10
64646	KBC Fin Products Int'l Ltd. - HKEx R Bear CBBC Nov 2009 H	2009/06/09	2009/06/10
64633	KBC Fin Products Int'l Ltd. - HSI R Bear CBBC Oct 2009 Q	2009/06/09	2009/06/10
64465	KBC Fin Products Int'l Ltd. - HSI R Bull CBBC Nov 2009 V	2009/06/09	2009/06/10
64464	KBC Fin Products Int'l Ltd. - HSI R Bull CBBC Oct 2009 I	2009/06/09	2009/06/10
64417	KBC Fin Products Int'l Ltd. - HSI R Bull CBBC Oct 2009 M	2009/06/09	2009/06/10
64512	Macquarie Bank Ltd. - HSI R Bull CBBC Oct 2009 K	2009/06/09	2009/06/10
64592	UBS AG - China Life R Bull CBBC Dec 2009 G	2009/06/09	2009/06/10
64594	UBS AG - China Mobile R Bull CBBC Dec 2009 J	2009/06/09	2009/06/10
64593	UBS AG - CM Bank R Bull CBBC Dec 2009 A	2009/06/09	2009/06/10
64600	UBS AG - HKEx R Bull CBBC Dec 2009 O	2009/06/09	2009/06/10
64642	UBS AG - HSI R Bear CBBC Oct 2009 W	2009/06/09	2009/06/10
64476	UBS AG - HSI R Bull CBBC Dec 2009 O	2009/06/09	2009/06/10
64550	UBS AG - HSI R Bull CBBC Feb 2010 W	2009/06/09	2009/06/10
64630	UBS AG - HSI R Bull CBBC Nov 2009 J	2009/06/09	2009/06/10
64403	UBS AG - HSI R Bull CBBC Oct 2009 M	2009/06/09	2009/06/10
64474	UBS AG - HSI R Bull CBBC Sep 2009 B	2009/06/09	2009/06/10
64629	UBS AG - HSI R Bull CBBC Sep 2009 P	2009/06/09	2009/06/10
64597	UBS AG - Petrochina R Bull CBBC Dec 2009 G	2009/06/09	2009/06/10
64692	BNP Paribas Arbit Issu B.V. - HSI R Bull CBBC Jan 2010 T	2009/06/10	2009/06/11
64640	Deutsche Bank AG - HSI R Bear CBBC Oct 2009 M	2009/06/10	2009/06/11
64647	Goldman Sachs SP (Asia) - HSI R Bear CBBC Feb 2010 M	2009/06/10	2009/06/11
64027	HK Bank - China Mobile R Bear CBBC Oct 2009 B	2009/06/10	2009/06/11
62886	KBC Fin Products Int'l Ltd. - CC Bank R Bear CBBC Oct 2009 A	2009/06/10	2009/06/11
64634	KBC Fin Products Int'l Ltd. - HSI R Bear CBBC Nov 2009 Z	2009/06/10	2009/06/11
64631	KBC Fin Products Int'l Ltd. - HSI R Bear CBBC Sep 2009 P	2009/06/10	2009/06/11
64658	SGA Societe Generale Acceptance N.V. -A50 R Bear CBBC Jan10C	2009/06/10	2009/06/11
64673	SGA Societe Generale Acceptance N.V. -HSI R Bear CBBC Jan10E	2009/06/10	2009/06/11
64674	SGA Societe Generale Acceptance N.V. -HSI R Bear CBBC Jan10F	2009/06/10	2009/06/11
61574	SGA Societe Generale Acceptance N.V.-CMob R Bear CBBC Sep09C	2009/06/10	2009/06/11
61885	UBS AG - A50 China R Bear CBBC Dec 2009 A	2009/06/10	2009/06/11
61543	UBS AG - China Mobile R Bear CBBC Jul 2009 J	2009/06/10	2009/06/11
64677	UBS AG - HSI R Bear CBBC Oct 2009 P	2009/06/10	2009/06/11
64539	UBS AG - HSI R Bear CBBC Sep 2009 O	2009/06/10	2009/06/11
64681	UBS AG - HSI R Bull CBBC Oct 2009 X	2009/06/10	2009/06/11
63521	ABN AMRO Bank N.V. - CC Bank R Bear CBBC Sep 2009 A	2009/06/11	2009/06/12
60512	ABN AMRO Bank N.V. - Nikkei 225 R Bear CBBC Jun 2009 B	2009/06/11	2009/06/15
60511	ABN AMRO Bank N.V. - Nikkei 225 R Bull CBBC Jun 2009 A	2009/06/11	2009/06/15
63887	BNP Paribas Arbit Issu B.V. - CC Bank R Bear CBBC Nov 2009 C	2009/06/11	2009/06/12
63951	BNP Paribas Arbit Issu B.V. - HKEx R Bear CBBC Dec 2009 D	2009/06/11	2009/06/12
61555	Deutsche Bank AG - China Mobile R Bear CBBC Jul 2009 L	2009/06/11	2009/06/12
63825	Deutsche Bank AG - HKEx R Bear CBBC Oct 2009 J	2009/06/11	2009/06/12
64701	Deutsche Bank AG - HSI R Bear CBBC Feb 2010 Z	2009/06/11	2009/06/12
64641	Deutsche Bank AG - HSI R Bear CBBC Oct 2009 Z	2009/06/11	2009/06/12
31564	Deutsche Bank AG - Nikkei 225 Index R Bear CBBC Jun 2009 B	2009/06/11	2009/06/15
64648	Goldman Sachs SP (Asia) - HSI R Bear CBBC Feb 2010 N	2009/06/11	2009/06/12
63921	KBC Fin Products Int'l Ltd. - HKEx R Bear CBBC Oct 2009 K	2009/06/11	2009/06/12
64535	KBC Fin Products Int'l Ltd. - HSI R Bear CBBC Mar 2010 C	2009/06/11	2009/06/12
62078	SGA Societe Generale Acceptance N.V. -A50 R Bear CBBC Aug09E	2009/06/11	2009/06/12
60773	SGA Societe Generale Acceptance N.V. -CCB R Bear CBBC Jul09B	2009/06/11	2009/06/12
64675	SGA Societe Generale Acceptance N.V. -HSI R Bear CBBC Jan10G	2009/06/11	2009/06/12
63904	SGA Societe Generale Acceptance N.V.-HKEx R Bear CBBC Dec09F	2009/06/11	2009/06/12
62780	UBS AG - CC Bank R Bear CBBC Dec 2009 B	2009/06/11	2009/06/12
64696	UBS AG - HSI R Bear CBBC Sep 2009 Q	2009/06/11	2009/06/12
64242	ABN AMRO Bank N.V. - Ch Life R Bear CBBC Dec 2009 B	2009/06/12	2009/06/15
63562	ABN AMRO Bank N.V. - HSCEI R Bear CBBC Sep 2009 F	2009/06/12	2009/06/15
63882	ABN AMRO Bank N.V. - HSI R Bear CBBC Nov 2009 L	2009/06/12	2009/06/15
64427	ABN AMRO Bank N.V. - HSI R Bear CBBC Nov 2009 O	2009/06/12	2009/06/15
62854	ABN AMRO Bank N.V. - Nikkei 225 R Bear CBBC Sep 2009 D	2009/06/12	2009/06/15
60439	BNP Paribas Arbit Issu B.V. - Ch Mob R Bull CBBC Jun 2009 A	2009/06/12	2009/06/16
64711	BNP Paribas Arbit Issu B.V. - HSI R Bear CBBC Dec 2009 E	2009/06/12	2009/06/15
64524	BNP Paribas Arbit Issu B.V. - HSI R Bear CBBC Dec 2009 F	2009/06/12	2009/06/15
31817	BNP Paribas Arbit Issu B.V. - HSI R Bear CBBC Jun 2009 J	2009/06/12	2009/06/15
61001	CC Rabobank B.A. - CC Bank R Bear CBBC Aug 2009 B	2009/06/12	2009/06/15
64364	CC Rabobank B.A. - HKEx R Bear CBBC Feb 2010 C	2009/06/12	2009/06/15
64435	CC Rabobank B.A. - HSI R Bear CBBC Feb 2010 Q	2009/06/12	2009/06/15
64514	CC Rabobank B.A. - HSI R Bear CBBC Mar 2010 K	2009/06/12	2009/06/15
60856	Deutsche Bank AG - CC Bank R Bear CBBC Aug 2009 A	2009/06/12	2009/06/15



## List of expired CBBC, 2009 (continued)

Code	CBBC	Last trading date	Delisted date
62891	Deutsche Bank AG - China Life R Bear CBBC Aug 2009 I	2009/06/12	2009/06/15
64702	Deutsche Bank AG - HSI R Bear CBBC Feb 2010 C	2009/06/12	2009/06/15
64387	Deutsche Bank AG - HSI R Bear CBBC Feb 2010 T	2009/06/12	2009/06/15
63956	Deutsche Bank AG - HSI R Bear CBBC Nov 2009 I	2009/06/12	2009/06/15
64036	Deutsche Bank AG - HSI R Bear CBBC Nov 2009 S	2009/06/12	2009/06/15
60806	Deutsche Bank AG - ICBC R Bear CBBC Jul 2009 B	2009/06/12	2009/06/15
31856	Goldman Sachs SP (Asia) - HSI R Bear CBBC Jul 2009 D	2009/06/12	2009/06/15
64024	HK Bank - CC Bank R Bear CBBC Dec 2009 D	2009/06/12	2009/06/15
60370	KBC Fin Products Int'l Ltd. - Ch Life R Bull CBBC Jun 2009 A	2009/06/12	2009/06/16
61275	KBC Fin Products Int'l Ltd. - HSBC R Bear CBBC Jun 2009 C	2009/06/12	2009/06/16
62994	KBC Fin Products Int'l Ltd. - HSCEI R Bear CBBC Dec 2009 E	2009/06/12	2009/06/15
61128	KBC Fin Products Int'l Ltd. - HSI R Bear CBBC Aug 2009 E	2009/06/12	2009/06/15
63931	KBC Fin Products Int'l Ltd. - HSI R Bear CBBC Jan 2010 A	2009/06/12	2009/06/15
61131	KBC Fin Products Int'l Ltd. - HSI R Bear CBBC Sep 2009 G	2009/06/12	2009/06/15
64632	KBC Fin Products Int'l Ltd. - HSI R Bear CBBC Sep 2009 S	2009/06/12	2009/06/15
64451	SGA Societe Generale Acceptance N.V. -HSI R Bear CBBC Dec09S	2009/06/12	2009/06/15
64676	SGA Societe Generale Acceptance N.V. -HSI R Bear CBBC Jan10H	2009/06/12	2009/06/15
64011	SGA Societe Generale Acceptance N.V. -HSI R Bear CBBC Nov09U	2009/06/12	2009/06/15
63715	SGA Societe Generale Acceptance N.V.-COVS R Bear CBBC Nov09B	2009/06/12	2009/06/15
61095	SGA Societe Generale Acceptance N.V.-ICBC R Bear CBBC Jul09A	2009/06/12	2009/06/15
62277	UBS AG - China Life R Bear CBBC Nov 2009 E	2009/06/12	2009/06/15
64312	UBS AG - CM Bank R Bear CBBC Jan 2010 K	2009/06/12	2009/06/15
61894	UBS AG - HSCEI R Bear CBBC Mar 2010 J	2009/06/12	2009/06/15
63997	UBS AG - HSI R Bear CBBC Feb 2010 C	2009/06/12	2009/06/15
63998	UBS AG - HSI R Bear CBBC Feb 2010 D	2009/06/12	2009/06/15
62192	UBS AG - HSI R Bear CBBC Mar 2010 Q	2009/06/12	2009/06/15
64643	UBS AG - HSI R Bear CBBC Oct 2009 F	2009/06/12	2009/06/15
64710	UBS AG - HSI R Bear CBBC Oct 2009 Y	2009/06/12	2009/06/15
64481	UBS AG - HSI R Bear CBBC Sep 2009 N	2009/06/12	2009/06/15
60879	ABN AMRO Bank N.V. - A50 China R Bull CBBC Jun 2009 A	2009/06/15	2009/06/17
60475	ABN AMRO Bank N.V. - China Mobile R Bull CBBC Jun 2009 A	2009/06/15	2009/06/17
60589	ABN AMRO Bank N.V. - HKEx R Bull CBBC Jun 2009 B	2009/06/15	2009/06/17
64716	ABN AMRO Bank N.V. - HSI R Bear CBBC Dec 2009 O	2009/06/15	2009/06/16
64718	ABN AMRO Bank N.V. - HSI R Bear CBBC Dec 2009 P	2009/06/15	2009/06/16
64733	Deutsche Bank AG - HSI R Bear CBBC Oct 2009 K	2009/06/15	2009/06/16
64729	Deutsche Bank AG - HSI R Bear CBBC Oct 2009 O	2009/06/15	2009/06/16
64712	Deutsche Bank AG - HSI R Bull CBBC Oct 2009 S	2009/06/15	2009/06/16
64720	KBC Fin Products Int'l Ltd. - HSI R Bear CBBC Nov 2009 N	2009/06/15	2009/06/16
63274	SGA Societe Generale Acceptance NV-PingAn R Bear CBBC Oct09E	2009/06/15	2009/06/16
64389	UBS AG - Cheung Kong R Bull CBBC Jan 2010 E	2009/06/15	2009/06/16
64727	UBS AG - HSBC R Bear CBBC Dec 2009 K	2009/06/15	2009/06/16
64694	UBS AG - HSI R Bull CBBC Oct 2009 H	2009/06/15	2009/06/16
64563	Deutsche Bank AG - CNOOC R Bull CBBC Nov 2009 C	2009/06/16	2009/06/17
64745	Deutsche Bank AG - HSI R Bear CBBC Jan 2010 Q	2009/06/16	2009/06/17
64740	Deutsche Bank AG - HSI R Bear CBBC Oct 2009 P	2009/06/16	2009/06/17
64686	Deutsche Bank AG - HSI R Bull CBBC Oct 2009 T	2009/06/16	2009/06/17
64741	KBC Fin Products Int'l Ltd. - HSI R Bear CBBC Oct 2009 L	2009/06/16	2009/06/17
64671	SGA Societe Generale Acceptance N.V. -HSI R Bull CBBC Jan10C	2009/06/16	2009/06/17
64672	SGA Societe Generale Acceptance N.V. -HSI R Bull CBBC Jan10D	2009/06/16	2009/06/17
64595	UBS AG - CNOOC R Bull CBBC Dec 2009 L	2009/06/16	2009/06/17
64679	UBS AG - CNOOC R Bull CBBC Dec 2009 M	2009/06/16	2009/06/17
64680	UBS AG - HSCEI R Bull CBBC Nov 2009 P	2009/06/16	2009/06/17
64743	UBS AG - HSI R Bear CBBC Oct 2009 M	2009/06/16	2009/06/17
64735	UBS AG - HSI R Bull CBBC Sep 2009 B	2009/06/16	2009/06/17
64714	UBS AG - HSI R Bull CBBC Sep 2009 C	2009/06/16	2009/06/17
64709	UBS AG - HSI R Bull CBBC Sep 2009 X	2009/06/16	2009/06/17
64678	UBS AG - Ping An R Bull CBBC Dec 2009 B	2009/06/16	2009/06/17
64394	UBS AG - SHK Ppt R Bull CBBC Jan 2010 H	2009/06/16	2009/06/17
64767	ABN AMRO Bank N.V. - HSI R Bull CBBC Dec 2009 R	2009/06/17	2009/06/18
60518	ABN AMRO Bank N.V. - NQ100 R Bull CBBC Jun 2009 C	2009/06/17	2009/06/19
63648	BNP Paribas Arbit Issu B.V. - A50 R Bear CBBC Dec 2009 A	2009/06/17	2009/06/18
62924	Deutsche Bank AG - A50 China R Bear CBBC Aug 2009 H	2009/06/17	2009/06/18
64754	Deutsche Bank AG - China Life R Bull CBBC Dec 2009 D	2009/06/17	2009/06/18
64756	Deutsche Bank AG - HSI R Bull CBBC Feb 2010 E	2009/06/17	2009/06/18
64757	Deutsche Bank AG - HSI R Bull CBBC Feb 2010 F	2009/06/17	2009/06/18
64749	Deutsche Bank AG - HSI R Bull CBBC Oct 2009 E	2009/06/17	2009/06/18
64750	Deutsche Bank AG - HSI R Bull CBBC Oct 2009 F	2009/06/17	2009/06/18
64763	Goldman Sachs SP (Asia) - HSI R Bull CBBC Feb 2010 Q	2009/06/17	2009/06/18
64764	Goldman Sachs SP (Asia) - HSI R Bull CBBC Feb 2010 R	2009/06/17	2009/06/18
64765	Goldman Sachs SP (Asia) - HSI R Bull CBBC Feb 2010 S	2009/06/17	2009/06/18
61294	HK Bank - A50 R Bull CBBC Jun 2009 A	2009/06/17	2009/06/19
61296	HK Bank - A50 R Bull CBBC Jun 2009 B	2009/06/17	2009/06/19
62022	HK Bank - A50 R Bull CBBC Jun 2009 E	2009/06/17	2009/06/19
64762	KBC Fin Products Int'l Ltd. - HSI R Bull CBBC Dec 2009 T	2009/06/17	2009/06/18
64761	KBC Fin Products Int'l Ltd. - HSI R Bull CBBC Nov 2009 P	2009/06/17	2009/06/18
64760	KBC Fin Products Int'l Ltd. - HSI R Bull CBBC Oct 2009 K	2009/06/17	2009/06/18
64758	KBC Fin Products Int'l Ltd. - HSI R Bull CBBC Sep 2009 V	2009/06/17	2009/06/18
64759	KBC Fin Products Int'l Ltd. - HSI R Bull CBBC Sep 2009 Y	2009/06/17	2009/06/18
64768	UBS AG - China Life R Bull CBBC Dec 2009 J	2009/06/17	2009/06/18
64770	UBS AG - China Mobile R Bull CBBC Dec 2009 L	2009/06/17	2009/06/18
64771	UBS AG - HKEx R Bull CBBC Dec 2009 Q	2009/06/17	2009/06/18
64748	UBS AG - HSI R Bear CBBC Oct 2009 W	2009/06/17	2009/06/18
64777	UBS AG - HSI R Bull CBBC Oct 2009 P	2009/06/17	2009/06/18
64776	UBS AG - HSI R Bull CBBC Sep 2009 P	2009/06/17	2009/06/18
63298	UBS AG - ICBC R Bear CBBC Jan 2010 B	2009/06/17	2009/06/18
64773	UBS AG - Petrochina R Bull CBBC Dec 2009 I	2009/06/17	2009/06/18
60880	ABN AMRO Bank N.V. - China Mobile R Bull CBBC Jun 2009 B	2009/06/18	2009/06/22

## List of expired CBBC, 2009 (continued)

Code	CBBC	Last trading date	Delisted date
60326	ABN AMRO Bank N.V. - DJIA R Bear CBBC Jun 2009 C	2009/06/18	2009/06/22
60327	ABN AMRO Bank N.V. - DJIA R Bear CBBC Jun 2009 D	2009/06/18	2009/06/22
60517	ABN AMRO Bank N.V. - DJIA R Bear CBBC Jun 2009 F	2009/06/18	2009/06/22
61362	ABN AMRO Bank N.V. - DJIA R Bear CBBC Jun 2009 I	2009/06/18	2009/06/22
60882	ABN AMRO Bank N.V. - HKEx R Bull CBBC Jun 2009 C	2009/06/18	2009/06/22
64766	ABN AMRO Bank N.V. - HSI R Bull CBBC Dec 2009 Q	2009/06/18	2009/06/19
64791	ABN AMRO Bank N.V. - HSI R Bull CBBC Dec 2009 S	2009/06/18	2009/06/19
64778	BNP Paribas Arbit Issu B.V. - HSI R Bull CBBC Jan 2010 U	2009/06/18	2009/06/19
64779	BNP Paribas Arbit Issu B.V. - HSI R Bull CBBC Jan 2010 V	2009/06/18	2009/06/19
64308	CC Rabobank B.A. - A50 China R Bear CBBC Feb 2010 D	2009/06/18	2009/06/19
64560	Deutsche Bank AG - China Life R Bull CBBC Dec 2009 A	2009/06/18	2009/06/19
64562	Deutsche Bank AG - China Mobile R Bull CBBC Nov 2009 A	2009/06/18	2009/06/19
64386	Deutsche Bank AG - HSI R Bull CBBC Jan 2010 F	2009/06/18	2009/06/19
64736	Deutsche Bank AG - HSI R Bull CBBC Oct 2009 L	2009/06/18	2009/06/19
64747	Goldman Sachs SP (Asia) - HSI R Bull CBBC Feb 2010 O	2009/06/18	2009/06/19
64419	KBC Fin Products Int'l Ltd. - HSI R Bull CBBC Nov 2009 M	2009/06/18	2009/06/19
64669	SGA Societe Generale Acceptance N.V. -HSI R Bull CBBC Jan10A	2009/06/18	2009/06/19
64670	SGA Societe Generale Acceptance N.V. -HSI R Bull CBBC Jan10B	2009/06/18	2009/06/19
64782	UBS AG - HSI R Bull CBBC Feb 2010 X	2009/06/18	2009/06/19
64683	UBS AG - HSI R Bull CBBC Jan 2010 W	2009/06/18	2009/06/19
64781	UBS AG - HSI R Bull CBBC Nov 2009 K	2009/06/18	2009/06/19
64739	UBS AG - HSI R Bull CBBC Oct 2009 V	2009/06/18	2009/06/19
64788	UBS AG - HSI R Bull CBBC Oct 2009 X	2009/06/18	2009/06/19
64780	UBS AG - HSI R Bull CBBC Sep 2009 O	2009/06/18	2009/06/19
64479	UBS AG - Petrochina R Bull CBBC Dec 2009 F	2009/06/18	2009/06/19
64818	BNP Paribas Arbit Issu B.V. - HSI R Bull CBBC Feb 2010 H	2009/06/19	2009/06/22
60680	Deutsche Bank AG - A50 China R Bull CBBC Jun 2009 A	2009/06/19	2009/06/23
60705	Deutsche Bank AG - A50 China R Bull CBBC Jun 2009 C	2009/06/19	2009/06/23
60877	Deutsche Bank AG - A50 China R Bull CBBC Jun 2009 E	2009/06/19	2009/06/23
64829	Deutsche Bank AG - HKEx R Bull CBBC Dec 2009 A	2009/06/19	2009/06/22
60684	Deutsche Bank AG - HKEx R Bull CBBC Jun 2009 A	2009/06/19	2009/06/23
60704	Deutsche Bank AG - HKEx R Bull CBBC Jun 2009 C	2009/06/19	2009/06/23
60740	Deutsche Bank AG - HKEx R Bull CBBC Jun 2009 E	2009/06/19	2009/06/23
64819	Deutsche Bank AG - HSI R Bull CBBC Oct 2009 Y	2009/06/19	2009/06/22
60685	Deutsche Bank AG - Petrochina R Bull CBBC Jun 2009 A	2009/06/19	2009/06/23
64831	Goldman Sachs SP (Asia) - HSI R Bull CBBC Feb 2010 T	2009/06/19	2009/06/22
64030	HK Bank - A50 R Bear CBBC Dec 2009 B	2009/06/19	2009/06/22
64826	KBC Fin Products Int'l Ltd. - HSI R Bull CBBC Mar 2010 D	2009/06/19	2009/06/22
64794	Macquarie Bank Ltd. - HSI R Bull CBBC Oct 2009 L	2009/06/19	2009/06/22
64805	SGA Societe Generale Acceptance N.V. -HSI R Bull CBBC Jan10N	2009/06/19	2009/06/22
64806	SGA Societe Generale Acceptance N.V. -HSI R Bull CBBC Jan10O	2009/06/19	2009/06/22
62281	UBS AG - A50 China R Bear CBBC Dec 2009 G	2009/06/19	2009/06/22
61134	UBS AG - CC Bank R Bear CBBC Jun 2009 E	2009/06/19	2009/06/23
61135	UBS AG - CC Bank R Bear CBBC Jun 2009 F	2009/06/19	2009/06/23
31970	UBS AG - CC Bank R Bull CBBC Jun 2009 A	2009/06/19	2009/06/23
32379	UBS AG - HKEx R Bull CBBC Jun 2009 J	2009/06/19	2009/06/23
60092	UBS AG - HKEx R Bull CBBC Jun 2009 L	2009/06/19	2009/06/23
60642	UBS AG - HKEx R Bull CBBC Jun 2009 O	2009/06/19	2009/06/23
32300	UBS AG - HSBC R Bear CBBC Jun 2009 B	2009/06/19	2009/06/23
32386	UBS AG - HSBC R Bear CBBC Jun 2009 D	2009/06/19	2009/06/23
60897	UBS AG - HSBC R Bear CBBC Jun 2009 F	2009/06/19	2009/06/23
60939	UBS AG - HSBC R Bear CBBC Jun 2009 G	2009/06/19	2009/06/23
64824	UBS AG - HSI R Bull CBBC Sep 2009 N	2009/06/19	2009/06/22
64825	UBS AG - HSI R Bull CBBC Sep 2009 Q	2009/06/19	2009/06/22
63520	ABN AMRO Bank N.V. - A50 China R Bear CBBC Sep 2009 B	2009/06/22	2009/06/23
63199	Deutsche Bank AG - A50 China R Bear CBBC Sep 2009 B	2009/06/22	2009/06/23
64659	SGA Societe Generale Acceptance N.V. -A50 R Bear CBBC Jan10D	2009/06/22	2009/06/23
64298	UBS AG - CC Bank R Bear CBBC Jan 2010 C	2009/06/22	2009/06/23
31286	UBS AG - HS Bank R Bear CBBC Jun 2009 A	2009/06/22	2009/06/24
31653	UBS AG - HS Bank R Bear CBBC Jun 2009 D	2009/06/22	2009/06/24
64840	UBS AG - HSI R Bull CBBC Oct 2009 Y	2009/06/22	2009/06/23
64423	ABN AMRO Bank N.V. - HSI R Bull CBBC Dec 2009 A	2009/06/23	2009/06/24
64381	BNP Paribas Arbit Issu B.V. - HSI R Bull CBBC Jan 2010 N	2009/06/23	2009/06/24
64484	BNP Paribas Arbit Issu B.V. - HSI R Bull CBBC Jan 2010 O	2009/06/23	2009/06/24
64620	CC Rabobank B.A. - HSI R Bull CBBC Dec 2009 M	2009/06/23	2009/06/24
64816	CC Rabobank B.A. - HSI R Bull CBBC Dec 2009 V	2009/06/23	2009/06/24
64817	CC Rabobank B.A. - HSI R Bull CBBC Dec 2009 W	2009/06/23	2009/06/24
64466	Deutsche Bank AG - China Life R Bull CBBC Nov 2009 D	2009/06/23	2009/06/24
63822	Deutsche Bank AG - CNOOC R Bull CBBC Nov 2009 A	2009/06/23	2009/06/24
64462	Deutsche Bank AG - HSI R Bull CBBC Feb 2010 W	2009/06/23	2009/06/24
64385	Deutsche Bank AG - HSI R Bull CBBC Jan 2010 L	2009/06/23	2009/06/24
64685	Deutsche Bank AG - HSI R Bull CBBC Oct 2009 I	2009/06/23	2009/06/24
64407	Goldman Sachs SP (Asia) - HSI R Bull CBBC Feb 2010 A	2009/06/23	2009/06/24
64408	Goldman Sachs SP (Asia) - HSI R Bull CBBC Feb 2010 B	2009/06/23	2009/06/24
64610	HK Bank - HSI R Bull CBBC Dec 2009 N	2009/06/23	2009/06/24
64698	KBC Fin Products Int'l Ltd. - HKEx R Bull CBBC Nov 2009 I	2009/06/23	2009/06/24
64420	KBC Fin Products Int'l Ltd. - HSI R Bull CBBC Dec 2009 Q	2009/06/23	2009/06/24
64459	Macquarie Bank Ltd. - HSI R Bull CBBC Oct 2009 J	2009/06/23	2009/06/24
64447	SGA Societe Generale Acceptance N.V. -HSI R Bull CBBC Dec09P	2009/06/23	2009/06/24
64448	SGA Societe Generale Acceptance N.V. -HSI R Bull CBBC Dec09Q	2009/06/23	2009/06/24
64449	SGA Societe Generale Acceptance N.V. -HSI R Bull CBBC Dec09R	2009/06/23	2009/06/24
64804	SGA Societe Generale Acceptance N.V. -HSI R Bull CBBC Jan10M	2009/06/23	2009/06/24
64644	UBS AG - China Life R Bull CBBC Dec 2009 I	2009/06/23	2009/06/24
64786	UBS AG - CM Bank R Bull CBBC Dec 2009 D	2009/06/23	2009/06/24
64477	UBS AG - CNOOC R Bull CBBC Dec 2009 K	2009/06/23	2009/06/24
64478	UBS AG - HKEx R Bull CBBC Dec 2009 N	2009/06/23	2009/06/24
64787	UBS AG - HKEx R Bull CBBC Dec 2009 R	2009/06/23	2009/06/24

## List of expired CBBC, 2009 (continued)

Code	CBBC	Last trading date	Delisted date
64536	UBS AG - HSCEI R Bull CBBC Nov 2009 O	2009/06/23	2009/06/24
64549	UBS AG - HSI R Bull CBBC Jan 2010 G	2009/06/23	2009/06/24
64402	UBS AG - HSI R Bull CBBC Oct 2009 S	2009/06/23	2009/06/24
64475	UBS AG - HSI R Bull CBBC Oct 2009 T	2009/06/23	2009/06/24
64857	UBS AG - HSI R Bull CBBC Sep 2009 B	2009/06/23	2009/06/24
64886	UBS AG - HSI R Bull CBBC Oct 2009 P	2009/06/24	2009/06/25
64571	ABN AMRO Bank N.V. - CC Bank R Bear CBBC Nov 2009 B	2009/06/25	2009/06/26
64925	ABN AMRO Bank N.V. - HSI R Bear CBBC Dec 2009 G	2009/06/25	2009/06/26
64863	BNP Paribas Arbit Issu B.V. - HSI R Bear CBBC Feb 2010 I	2009/06/25	2009/06/26
64911	BNP Paribas Arbit Issu B.V. - HSI R Bear CBBC Feb 2010 K	2009/06/25	2009/06/26
64899	Deutsche Bank AG - HSI R Bear CBBC Jan 2010 J	2009/06/25	2009/06/26
64900	Deutsche Bank AG - HSI R Bear CBBC Jan 2010 O	2009/06/25	2009/06/26
64910	Deutsche Bank AG - HSI R Bear CBBC Nov 2009 O	2009/06/25	2009/06/26
64866	Deutsche Bank AG - HSI R Bear CBBC Oct 2009 K	2009/06/25	2009/06/26
64909	Deutsche Bank AG - HSI R Bear CBBC Oct 2009 O	2009/06/25	2009/06/26
64865	Deutsche Bank AG - HSI R Bear CBBC Oct 2009 Z	2009/06/25	2009/06/26
64912	Goldman Sachs SP (Asia) - HSI R Bear CBBC Feb 2010 X	2009/06/25	2009/06/26
64913	Goldman Sachs SP (Asia) - HSI R Bear CBBC Feb 2010 Y	2009/06/25	2009/06/26
64861	KBC Fin Products Int'l Ltd. - HSI R Bear CBBC Nov 2009 Y	2009/06/25	2009/06/26
64860	KBC Fin Products Int'l Ltd. - HSI R Bear CBBC Oct 2009 M	2009/06/25	2009/06/26
61086	SGA Societe Generale Acceptance N.V. -CCB R Bear CBBC Jul09D	2009/06/25	2009/06/26
64902	UBS AG - HSI R Bear CBBC Oct 2009 W	2009/06/25	2009/06/26
64915	UBS AG - HSI R Bear CBBC Oct 2009 X	2009/06/25	2009/06/26
64869	UBS AG - HSI R Bear CBBC Sep 2009 C	2009/06/25	2009/06/26
64914	UBS AG - HSI R Bear CBBC Sep 2009 P	2009/06/25	2009/06/26
60185	ABN AMRO Bank N.V. - HSCEI R Bull CBBC Jun 2009 A	2009/06/26	2009/06/30
60254	ABN AMRO Bank N.V. - HSCEI R Bull CBBC Jun 2009 B	2009/06/26	2009/06/30
60255	ABN AMRO Bank N.V. - HSCEI R Bull CBBC Jun 2009 C	2009/06/26	2009/06/30
61287	ABN AMRO Bank N.V. - HSCEI R Bull CBBC Jun 2009 D	2009/06/26	2009/06/30
64873	ABN AMRO Bank N.V. - HSI R Bear CBBC Dec 2009 X	2009/06/26	2009/06/29
64905	ABN AMRO Bank N.V. - HSI R Bear CBBC Dec 2009 Y	2009/06/26	2009/06/29
61261	ABN AMRO Bank N.V. - HSI R Bull CBBC Jun 2009 C	2009/06/26	2009/06/30
30217	BNP Paribas Arbit Issu B.V. - HSCEI R Bear CBBC Jun 2009 B	2009/06/26	2009/06/30
30324	BNP Paribas Arbit Issu B.V. - HSCEI R Bear CBBC Jun 2009 D	2009/06/26	2009/06/30
64744	BNP Paribas Arbit Issu B.V. - HSI R Bear CBBC Feb 2010 G	2009/06/26	2009/06/29
64864	BNP Paribas Arbit Issu B.V. - HSI R Bear CBBC Feb 2010 J	2009/06/26	2009/06/29
30404	BNP Paribas Arbit Issu B.V. - HSI R Bear CBBC Jun 2009 B	2009/06/26	2009/06/30
31741	BNP Paribas Arbit Issu B.V. - HSI R Bear CBBC Jun 2009 G	2009/06/26	2009/06/30
64307	CC Rabobank B.A. - A50 China R Bear CBBC Feb 2010 C	2009/06/26	2009/06/29
60696	CC Rabobank B.A. - A50 China R Bull CBBC Jun 2009 A	2009/06/26	2009/06/30
31526	CC Rabobank B.A. - HSI R Bear CBBC Jun 2009 C	2009/06/26	2009/06/30
31731	CC Rabobank B.A. - HSI R Bear CBBC Jun 2009 D	2009/06/26	2009/06/30
31732	CC Rabobank B.A. - HSI R Bear CBBC Jun 2009 E	2009/06/26	2009/06/30
60800	Deutsche Bank AG - CNOOC R Bull CBBC Jun 2009 A	2009/06/26	2009/06/30
64746	Deutsche Bank AG - HSI R Bear CBBC Jan 2010 M	2009/06/26	2009/06/29
64851	Deutsche Bank AG - HSI R Bear CBBC Oct 2009 J	2009/06/26	2009/06/29
32286	Deutsche Bank AG - HSI R Bull CBBC Jun 2009 Z	2009/06/26	2009/06/30
64751	Goldman Sachs SP (Asia) - HSI R Bear CBBC Feb 2010 P	2009/06/26	2009/06/29
64872	Goldman Sachs SP (Asia) - HSI R Bear CBBC Feb 2010 W	2009/06/26	2009/06/29
61025	KBC Fin Products Int'l Ltd. - CC Bank R Bear CBBC Jul 2009 B	2009/06/26	2009/06/29
64920	KBC Fin Products Int'l Ltd. - HSI R Bear CBBC Jan 2010 G	2009/06/26	2009/06/29
30228	KBC Fin Products Int'l Ltd. - HSI R Bear CBBC Jun 2009 C	2009/06/26	2009/06/30
30229	KBC Fin Products Int'l Ltd. - HSI R Bear CBBC Jun 2009 D	2009/06/26	2009/06/30
61161	KBC Fin Products Int'l Ltd. - HSI R Bear CBBC Jun 2009 W	2009/06/26	2009/06/30
64752	KBC Fin Products Int'l Ltd. - HSI R Bear CBBC Oct 2009 G	2009/06/26	2009/06/29
64877	Macquarie Bank Ltd. - HSI R Bear CBBC Oct 2009 M	2009/06/26	2009/06/29
64931	SGA Societe Generale Acceptance N.V. -HSI R Bear CBBC Jan10G	2009/06/26	2009/06/29
64932	SGA Societe Generale Acceptance N.V. -HSI R Bear CBBC Jan10H	2009/06/26	2009/06/29
64893	SGA Societe Generale Acceptance N.V. -HSI R Bear CBBC Jan10W	2009/06/26	2009/06/29
60201	SGA Societe Generale Acceptance N.V. -HSI R Bull CBBC Jun09A	2009/06/26	2009/06/30
60576	SGA Societe Generale Acceptance N.V. -HSI R Bull CBBC Jun09Y	2009/06/26	2009/06/30
60817	UBS AG - CNOOC R Bull CBBC Jun 2009 A	2009/06/26	2009/06/30
64742	UBS AG - HSCEI R Bear CBBC Nov 2009 Q	2009/06/26	2009/06/29
31728	UBS AG - HSI R Bear CBBC Jun 2009 K	2009/06/26	2009/06/30
31379	UBS AG - HSI R Bear CBBC Jun 2009 N	2009/06/26	2009/06/30
31380	UBS AG - HSI R Bear CBBC Jun 2009 O	2009/06/26	2009/06/30
64845	UBS AG - HSI R Bear CBBC Oct 2009 H	2009/06/26	2009/06/29
64871	UBS AG - HSI R Bear CBBC Oct 2009 M	2009/06/26	2009/06/29
32307	UBS AG - HSI R Bull CBBC Jun 2009 D	2009/06/26	2009/06/30
64885	UBS AG - SHK Ppt R Bear CBBC Jan 2010 I	2009/06/26	2009/06/29
60568	SGA Societe Generale Acceptance N.V.-CTel R Bull CBBC Jun09A	2009/06/29	2009/07/02
60569	SGA Societe Generale Acceptance N.V.-CTel R Bull CBBC Jun09B	2009/06/29	2009/07/02
60785	SGA Societe Generale Acceptance N.V.-CShen R Bull CBBC Jun09A	2009/06/29	2009/07/02
62282	UBS AG - A50 China R Bear CBBC Dec 2009 H	2009/06/29	2009/06/30
64875	UBS AG - CM Bank R Bear CBBC Dec 2009 E	2009/06/29	2009/06/30
64946	UBS AG - HSI R Bear CBBC Sep 2009 Q	2009/06/29	2009/06/30
64981	ABN AMRO Bank N.V. - HSI R Bear CBBC Dec 2009 K	2009/06/30	2009/07/02
64842	ABN AMRO Bank N.V. - HSI R Bear CBBC Dec 2009 W	2009/06/30	2009/07/02
64985	BNP Paribas Arbit Issu B.V. - HSI R Bear CBBC Jan 2010 W	2009/06/30	2009/07/02
60915	Deutsche Bank AG - CC Bank R Bear CBBC Aug 2009 C	2009/06/30	2009/07/02
64966	Deutsche Bank AG - China Life R Bear CBBC Dec 2009 E	2009/06/30	2009/07/02
64967	Deutsche Bank AG - China Mobile R Bear CBBC Dec 2009 A	2009/06/30	2009/07/02
64970	Deutsche Bank AG - HSI R Bear CBBC Jan 2010 E	2009/06/30	2009/07/02
64901	Deutsche Bank AG - HSI R Bear CBBC Mar 2010 J	2009/06/30	2009/07/02
64969	Deutsche Bank AG - HSI R Bear CBBC Nov 2009 J	2009/06/30	2009/07/02
64867	Deutsche Bank AG - HSI R Bear CBBC Nov 2009 M	2009/06/30	2009/07/02
64850	Deutsche Bank AG - HSI R Bear CBBC Oct 2009 H	2009/06/30	2009/07/02



## List of expired CBBC, 2009 (continued)

Code	CBBC	Last trading date	Delisted date
64976	Goldman Sachs SP (Asia) - HSI R Bear CBBC Feb 2010 G	2009/06/30	2009/07/02
64846	Goldman Sachs SP (Asia) - HSI R Bear CBBC Feb 2010 U	2009/06/30	2009/07/02
64734	HK Bank - HSI R Bear CBBC Dec 2009 P	2009/06/30	2009/07/02
64987	KBC Fin Products Int'l Ltd. - HKEx R Bear CBBC Nov 2009 J	2009/06/30	2009/07/02
64753	KBC Fin Products Int'l Ltd. - HSI R Bear CBBC Nov 2009 O	2009/06/30	2009/07/02
64983	KBC Fin Products Int'l Ltd. - HSI R Bear CBBC Nov 2009 Z	2009/06/30	2009/07/02
64984	KBC Fin Products Int'l Ltd. - HSI R Bear CBBC Oct 2009 K	2009/06/30	2009/07/02
64965	Macquarie Bank Ltd. - HSI R Bear CBBC Nov 2009 K	2009/06/30	2009/07/02
64930	Merrill Lynch Int'l & Co. C.V. - HSI R Bear CBBC Jan 2010 D	2009/06/30	2009/07/02
63484	SGA Societe Generale Acceptance N.V. -A50 R Bear CBBC Dec09A	2009/06/30	2009/07/02
64933	SGA Societe Generale Acceptance N.V. -HSI R Bear CBBC Jan10C	2009/06/30	2009/07/02
64894	SGA Societe Generale Acceptance N.V. -HSI R Bear CBBC Jan10X	2009/06/30	2009/07/02
64151	SGA Societe Generale Acceptance N.V.-BOCom R Bear CBBC Jan10B	2009/06/30	2009/07/02
64077	SGA Societe Generale Acceptance N.V.-CShen R Bear CBBC Jan10B	2009/06/30	2009/07/02
64971	UBS AG - China Mobile R Bear CBBC Dec 2009 N	2009/06/30	2009/07/02
64972	UBS AG - HKEx R Bear CBBC Dec 2009 S	2009/06/30	2009/07/02
64974	UBS AG - HSCEI R Bear CBBC Dec 2009 E	2009/06/30	2009/07/02
64916	UBS AG - HSI R Bear CBBC Nov 2009 J	2009/06/30	2009/07/02
64812	UBS AG - HSI R Bear CBBC Oct 2009 F	2009/06/30	2009/07/02
64973	UBS AG - HSI R Bear CBBC Oct 2009 T	2009/06/30	2009/07/02
64880	UBS AG - Sinopec Corp R Bear CBBC Dec 2010 A	2009/06/30	2009/07/02
64792	ABN AMRO Bank N.V. - A50 China R Bear CBBC Nov 2009 A	2009/07/02	2009/07/03
63346	Deutsche Bank AG - A50 China R Bear CBBC Sep 2009 E	2009/07/02	2009/07/03
65000	Deutsche Bank AG - HSI R Bear CBBC Feb 2010 U	2009/07/02	2009/07/03
64949	Deutsche Bank AG - HSI R Bull CBBC Feb 2010 Q	2009/07/02	2009/07/03
64989	HK Bank - HSI R Bear CBBC Dec 2009 Q	2009/07/02	2009/07/03
64988	HK Bank - HSI R Bear CBBC Nov 2009 K	2009/07/02	2009/07/03
64950	KBC Fin Products Int'l Ltd. - HSI R Bull CBBC Oct 2009 L	2009/07/02	2009/07/03
64660	SGA Societe Generale Acceptance N.V. -A50 R Bear CBBC Jan10E	2009/07/02	2009/07/03
64288	SGA Societe Generale Acceptance N.V.-CMB R Bear CBBC Jan10C	2009/07/02	2009/07/03
63244	UBS AG - A50 China R Bear CBBC Dec 2009 I	2009/07/02	2009/07/03
64772	UBS AG - HSBC R Bull CBBC Dec 2009 L	2009/07/02	2009/07/03
64990	UBS AG - HSI R Bear CBBC Oct 2009 P	2009/07/02	2009/07/03
64958	UBS AG - HSI R Bull CBBC Oct 2009 Y	2009/07/02	2009/07/03
60859	Deutsche Bank AG - CNOOC R Bull CBBC Jul 2009 A	2009/07/03	2009/07/07
64948	Deutsche Bank AG - HSI R Bull CBBC Feb 2010 A	2009/07/03	2009/07/06
65015	Goldman Sachs SP (Asia) - HSI R Bull CBBC Mar 2010 A	2009/07/03	2009/07/06
65008	KBC Fin Products Int'l Ltd. - HSI R Bear CBBC Nov 2009 N	2009/07/03	2009/07/06
65007	KBC Fin Products Int'l Ltd. - HSI R Bear CBBC Oct 2009 M	2009/07/03	2009/07/06
64952	KBC Fin Products Int'l Ltd. - HSI R Bull CBBC Dec 2009 V	2009/07/03	2009/07/06
64939	KBC Fin Products Int'l Ltd. - HSI R Bull CBBC Oct 2009 Q	2009/07/03	2009/07/06
64959	UBS AG - HSI R Bull CBBC Jan 2010 R	2009/07/03	2009/07/06
65053	Deutsche Bank AG - HKEx R Bull CBBC Dec 2009 C	2009/07/06	2009/07/07
65027	Deutsche Bank AG - HSI R Bull CBBC Jan 2010 Q	2009/07/06	2009/07/07
65049	Goldman Sachs SP (Asia) - HSI R Bull CBBC Mar 2010 B	2009/07/06	2009/07/07
65050	Goldman Sachs SP (Asia) - HSI R Bull CBBC Mar 2010 C	2009/07/06	2009/07/07
64986	KBC Fin Products Int'l Ltd. - Ch Life R Bear CBBC Nov 2009 B	2009/07/06	2009/07/07
65013	KBC Fin Products Int'l Ltd. - CP&CC R Bear CBBC Dec 2009 A	2009/07/06	2009/07/07
65038	KBC Fin Products Int'l Ltd. - HKEx R Bull CBBC Dec 2009 D	2009/07/06	2009/07/07
61193	KBC Fin Products Int'l Ltd. - HSBC R Bear CBBC Jul 2009 A	2009/07/06	2009/07/08
65042	KBC Fin Products Int'l Ltd. - HSI R Bull CBBC Dec 2009 X	2009/07/06	2009/07/07
65041	KBC Fin Products Int'l Ltd. - HSI R Bull CBBC Nov 2009 P	2009/07/06	2009/07/07
65030	SGA Societe Generale Acceptance N.V. -HSI R Bull CBBC Dec09Q	2009/07/06	2009/07/07
65047	UBS AG - CNOOC R Bull CBBC Dec 2009 O	2009/07/06	2009/07/07
65017	UBS AG - HSI R Bull CBBC Feb 2010 Z	2009/07/06	2009/07/07
65044	UBS AG - HSI R Bull CBBC Oct 2009 W	2009/07/06	2009/07/07
65045	UBS AG - HSI R Bull CBBC Oct 2009 X	2009/07/06	2009/07/07
65081	ABN AMRO Bank N.V. - A50 China R Bear CBBC Dec 2009 H	2009/07/07	2009/07/08
65080	ABN AMRO Bank N.V. - HSI R Bull CBBC Dec 2009 O	2009/07/07	2009/07/08
65079	ABN AMRO Bank N.V. - HSI R Bull CBBC Dec 2009 R	2009/07/07	2009/07/08
65054	SGA Societe Generale Acceptance N.V. -HSI R Bull CBBC Dec09R	2009/07/07	2009/07/08
65056	SGA Societe Generale Acceptance N.V. -HSI R Bull CBBC Jan10G	2009/07/07	2009/07/08
65055	SGA Societe Generale Acceptance N.V. -HSI R Bull CBBC Jan10M	2009/07/07	2009/07/08
63861	UBS AG - A50 China R Bear CBBC Jan 2010 B	2009/07/07	2009/07/08
65069	UBS AG - HSI R Bull CBBC Oct 2009 H	2009/07/07	2009/07/08
64963	ABN AMRO Bank N.V. - HSI R Bull CBBC Dec 2009 H	2009/07/08	2009/07/09
64977	ABN AMRO Bank N.V. - HSI R Bull CBBC Dec 2009 J	2009/07/08	2009/07/09
65094	BNP Paribas Arbit Issu B.V. - HSI R Bull CBBC Feb 2010 L	2009/07/08	2009/07/09
65095	BNP Paribas Arbit Issu B.V. - HSI R Bull CBBC Feb 2010 M	2009/07/08	2009/07/09
65024	BNP Paribas Arbit Issu B.V. - HSI R Bull CBBC Jan 2010 Y	2009/07/08	2009/07/09
65025	BNP Paribas Arbit Issu B.V. - HSI R Bull CBBC Jan 2010 Z	2009/07/08	2009/07/09
65071	CC Rabobank B.A. - HSI R Bull CBBC Jan 2010 X	2009/07/08	2009/07/09
65072	CC Rabobank B.A. - HSI R Bull CBBC Jan 2010 Y	2009/07/08	2009/07/09
64940	Deutsche Bank AG - HSI R Bull CBBC Feb 2010 D	2009/07/08	2009/07/09
64996	Deutsche Bank AG - HSI R Bull CBBC Feb 2010 R	2009/07/08	2009/07/09
64997	Deutsche Bank AG - HSI R Bull CBBC Feb 2010 S	2009/07/08	2009/07/09
65100	Deutsche Bank AG - HSI R Bull CBBC Jan 2010 F	2009/07/08	2009/07/09
64999	Goldman Sachs SP (Asia) - HSI R Bull CBBC Feb 2010 C	2009/07/08	2009/07/09
64961	Goldman Sachs SP (Asia) - HSI R Bull CBBC Feb 2010 Z	2009/07/08	2009/07/09
65088	HK Bank - HSI R Bull CBBC Dec 2009 R	2009/07/08	2009/07/09
65089	HK Bank - HSI R Bull CBBC Jan 2010 F	2009/07/08	2009/07/09
64978	KBC Fin Products Int'l Ltd. - HSI R Bull CBBC Dec 2009 W	2009/07/08	2009/07/09
64954	KBC Fin Products Int'l Ltd. - HSI R Bull CBBC Mar 2010 F	2009/07/08	2009/07/09
64918	KBC Fin Products Int'l Ltd. - HSI R Bull CBBC Nov 2009 V	2009/07/08	2009/07/09
65029	SGA Societe Generale Acceptance N.V. -HSI R Bull CBBC Dec09P	2009/07/08	2009/07/09
65028	SGA Societe Generale Acceptance N.V. -HSI R Bull CBBC Dec09S	2009/07/08	2009/07/09
65032	SGA Societe Generale Acceptance N.V. -HSI R Bull CBBC Jan10N	2009/07/08	2009/07/09

## List of expired CBBC, 2009 (continued)

Code	CBBC	Last trading date	Delisted date
65033	SGA Societe Generale Acceptance N.V. -HSI R Bull CBBC Jan100	2009/07/08	2009/07/09
64499	SGA Societe Generale Acceptance N.V.-CCHC R Bull CBBC Jan10C	2009/07/08	2009/07/09
64832	SGA Societe Generale Acceptance NV-CHALCO R Bull CBBC Jan10D	2009/07/08	2009/07/09
65018	UBS AG - Cheung Kong R Bull CBBC Jan 2010 F	2009/07/08	2009/07/09
63830	UBS AG - CNOOC R Bull CBBC Dec 2009 G	2009/07/08	2009/07/09
65097	UBS AG - HSCEI R Bull CBBC Dec 2009 F	2009/07/08	2009/07/09
65098	UBS AG - HSCEI R Bull CBBC Dec 2009 G	2009/07/08	2009/07/09
65043	UBS AG - HSI R Bull CBBC Feb 2010 A	2009/07/08	2009/07/09
64975	UBS AG - HSI R Bull CBBC Jan 2010 J	2009/07/08	2009/07/09
65102	UBS AG - HSI R Bull CBBC Mar 2010 J	2009/07/08	2009/07/09
65101	UBS AG - HSI R Bull CBBC Nov 2009 J	2009/07/08	2009/07/09
64964	UBS AG - HSI R Bull CBBC Oct 2009 S	2009/07/08	2009/07/09
64908	UBS AG - HSI R Bull CBBC Oct 2009 V	2009/07/08	2009/07/09
61741	ABN AMRO Bank N.V. - CC Bank R Bull CBBC Jul 2009 A	2009/07/09	2009/07/13
62213	ABN AMRO Bank N.V. - Ch Life R Bull CBBC Jul 2009 B	2009/07/09	2009/07/13
64738	Deutsche Bank AG - China Life R Bear CBBC Dec 2009 C	2009/07/09	2009/07/10
65010	KBC Fin Products Int'l Ltd. - Ch Life R Bear CBBC Oct 2009 D	2009/07/09	2009/07/10
61914	KBC Fin Products Int'l Ltd. - China Life R Bull CBBC Jul 09E	2009/07/09	2009/07/13
61407	KBC Fin Products Int'l Ltd. - HSBC R Bear CBBC Jul 2009 B	2009/07/09	2009/07/13
61812	KBC Fin Products Int'l Ltd. - HSBC R Bull CBBC Jul 2009 D	2009/07/09	2009/07/13
65114	KBC Fin Products Int'l Ltd. - HSI R Bull CBBC Oct 2009 K	2009/07/09	2009/07/10
61530	KBC Fin Products Int'l Ltd. - ICBC R Bull CBBC Jul 2009 D	2009/07/09	2009/07/13
64991	SGA Societe Generale Acceptance N.V.-CLife R Bear CBBC Jan10E	2009/07/09	2009/07/10
64874	UBS AG - China Life R Bear CBBC Dec 2009 K	2009/07/09	2009/07/10
65121	UBS AG - HSI R Bull CBBC Feb 2010 E	2009/07/09	2009/07/10
65122	UBS AG - HSI R Bull CBBC Jan 2010 W	2009/07/09	2009/07/10
65108	Deutsche Bank AG - China Life R Bear CBBC Dec 2009 H	2009/07/10	2009/07/13
60861	Deutsche Bank AG - China Mobile R Bear CBBC Jul 2009 D	2009/07/10	2009/07/14
61475	Deutsche Bank AG - China Mobile R Bear CBBC Jul 2009 K	2009/07/10	2009/07/14
60878	Deutsche Bank AG - CNOOC R Bull CBBC Jul 2009 C	2009/07/10	2009/07/14
65151	Goldman Sachs SP (Asia) - HSI R Bull CBBC Mar 2010 G	2009/07/10	2009/07/13
65140	KBC Fin Products Int'l Ltd. - HSI R Bull CBBC Dec 2009 Z	2009/07/10	2009/07/13
64879	UBS AG - China Life R Bear CBBC Dec 2010 A	2009/07/10	2009/07/13
65146	UBS AG - HSI R Bull CBBC Jan 2010 G	2009/07/10	2009/07/13
64166	UBS AG - Petrochina R Bull CBBC Dec 2009 E	2009/07/10	2009/07/13
64568	ABN AMRO Bank N.V. - China Mobile R Bull CBBC Nov 2009 A	2009/07/13	2009/07/14
65078	ABN AMRO Bank N.V. - HSI R Bull CBBC Dec 2009 P	2009/07/13	2009/07/14
64422	ABN AMRO Bank N.V. - HSI R Bull CBBC Nov 2009 N	2009/07/13	2009/07/14
64380	BNP Paribas Arbit Issu B.V. - HSI R Bull CBBC Jan 2010 M	2009/07/13	2009/07/14
65020	BNP Paribas Arbit Issu B.V. - HSI R Bull CBBC Jan 2010 X	2009/07/13	2009/07/14
64732	BOCI Asia Ltd. - HSI R Bull CBBC Dec 2009 A	2009/07/13	2009/07/14
64619	CC Rabobank B.A. - HSI R Bull CBBC Dec 2009 L	2009/07/13	2009/07/14
64815	CC Rabobank B.A. - HSI R Bull CBBC Dec 2009 U	2009/07/13	2009/07/14
65070	CC Rabobank B.A. - HSI R Bull CBBC Jan 2010 W	2009/07/13	2009/07/14
64510	CC Rabobank B.A. - HSI R Bull CBBC Mar 2010 J	2009/07/13	2009/07/14
64461	Deutsche Bank AG - HSI R Bull CBBC Feb 2010 V	2009/07/13	2009/07/14
64384	Deutsche Bank AG - HSI R Bull CBBC Jan 2010 I	2009/07/13	2009/07/14
64998	Goldman Sachs SP (Asia) - HSI R Bull CBBC Feb 2010 H	2009/07/13	2009/07/14
64406	Goldman Sachs SP (Asia) - HSI R Bull CBBC Jan 2010 V	2009/07/13	2009/07/14
64609	HK Bank - HSI R Bull CBBC Dec 2009 M	2009/07/13	2009/07/14
65172	KBC Fin Products Int'l Ltd. - A50 China R Bull CBBC Jan 10 B	2009/07/13	2009/07/14
64418	KBC Fin Products Int'l Ltd. - HSI R Bull CBBC Nov 2009 G	2009/07/13	2009/07/14
65016	Macquarie Bank Ltd. - HSI R Bull CBBC Nov 2009 L	2009/07/13	2009/07/14
64926	Merrill Lynch Int'l & Co. C.V. - HSI R Bull CBBC Jan 2010 C	2009/07/13	2009/07/14
65059	SGA Societe Generale Acceptance N.V. -CCB R Bull CBBC Jan10D	2009/07/13	2009/07/14
64446	SGA Societe Generale Acceptance N.V. -HSI R Bull CBBC Dec09O	2009/07/13	2009/07/14
65031	SGA Societe Generale Acceptance N.V. -HSI R Bull CBBC Jan10B	2009/07/13	2009/07/14
64892	SGA Societe Generale Acceptance N.V. -HSI R Bull CBBC Jan10V	2009/07/13	2009/07/14
65129	SGA Societe Generale Acceptance NV -HSCEI R Bull CBBC Dec09C	2009/07/13	2009/07/14
64843	UBS AG - CC Bank R Bull CBBC Dec 2009 H	2009/07/13	2009/07/14
64393	UBS AG - China Mobile R Bull CBBC Dec 2009 I	2009/07/13	2009/07/14
65141	UBS AG - CM Bank R Bull CBBC Jan 2010 O	2009/07/13	2009/07/14
64682	UBS AG - HSI R Bull CBBC Jan 2010 V	2009/07/13	2009/07/14
64551	UBS AG - HSI R Bull CBBC Mar 2010 Y	2009/07/13	2009/07/14
64993	UBS AG - HSI R Bull CBBC Nov 2009 K	2009/07/13	2009/07/14
64311	UBS AG - HSI R Bull CBBC Oct 2009 N	2009/07/13	2009/07/14
65158	UBS AG - HSI R Bull CBBC Oct 2009 W	2009/07/13	2009/07/14
64473	UBS AG - HSI R Bull CBBC Sep 2009 Z	2009/07/13	2009/07/14
65180	UBS AG - HSI R Bull CBBC Oct 2009 H	2009/07/14	2009/07/15
64793	ABN AMRO Bank N.V. - A50 China R Bear CBBC Dec 2009 C	2009/07/15	2009/07/16
64904	BNP Paribas Arbit Issu B.V. - A50 R Bear CBBC Dec 2009 B	2009/07/15	2009/07/16
64755	Deutsche Bank AG - A50 China R Bear CBBC Dec 2009 A	2009/07/15	2009/07/16
65125	Deutsche Bank AG - HSI R Bear CBBC Feb 2010 Z	2009/07/15	2009/07/16
65186	Deutsche Bank AG - HSI R Bear CBBC Jan 2010 E	2009/07/15	2009/07/16
65218	Deutsche Bank AG - HSI R Bear CBBC Jan 2010 F	2009/07/15	2009/07/16
65185	Deutsche Bank AG - HSI R Bear CBBC Jan 2010 M	2009/07/15	2009/07/16
65170	Deutsche Bank AG - HSI R Bear CBBC Jan 2010 O	2009/07/15	2009/07/16
65217	Deutsche Bank AG - HSI R Bear CBBC Jan 2010 Q	2009/07/15	2009/07/16
65219	Deutsche Bank AG - HSI R Bear CBBC Mar 2010 L	2009/07/15	2009/07/16
65169	Goldman Sachs SP (Asia) - HSI R Bear CBBC Mar 2010 H	2009/07/15	2009/07/16
65224	Goldman Sachs SP (Asia) - HSI R Bear CBBC Mar 2010 I	2009/07/15	2009/07/16
65093	HK Bank - A50 R Bear CBBC Jan 2010 A	2009/07/15	2009/07/16
65173	KBC Fin Products Int'l Ltd. - HSI R Bear CBBC Dec 2009 F	2009/07/15	2009/07/16
65182	KBC Fin Products Int'l Ltd. - HSI R Bear CBBC Dec 2009 I	2009/07/15	2009/07/16
65223	KBC Fin Products Int'l Ltd. - HSI R Bear CBBC Dec 2009 K	2009/07/15	2009/07/16
65148	KBC Fin Products Int'l Ltd. - HSI R Bear CBBC Nov 2009 Y	2009/07/15	2009/07/16
65222	KBC Fin Products Int'l Ltd. - HSI R Bear CBBC Nov 2009 Z	2009/07/15	2009/07/16



## List of expired CBBC, 2009 (continued)

Code	CBBC	Last trading date	Delisted date
64661	SGA Societe Generale Acceptance N.V. -A50 R Bear CBBC Jan10F	2009/07/15	2009/07/16
65208	SGA Societe Generale Acceptance N.V. -HSI R Bear CBBC Feb10D	2009/07/15	2009/07/16
65209	SGA Societe Generale Acceptance N.V. -HSI R Bear CBBC Feb10E	2009/07/15	2009/07/16
65210	SGA Societe Generale Acceptance N.V. -HSI R Bear CBBC Feb10F	2009/07/15	2009/07/16
65211	SGA Societe Generale Acceptance N.V. -HSI R Bear CBBC Feb10G	2009/07/15	2009/07/16
65212	SGA Societe Generale Acceptance N.V. -HSI R Bear CBBC Feb10H	2009/07/15	2009/07/16
65213	SGA Societe Generale Acceptance N.V. -HSI R Bear CBBC Feb10I	2009/07/15	2009/07/16
65199	UBS AG - China Life R Bear CBBC Dec 2009 M	2009/07/15	2009/07/16
65197	UBS AG - HSCEI R Bear CBBC Nov 2009 R	2009/07/15	2009/07/16
65149	UBS AG - HSI R Bear CBBC Feb 2010 O	2009/07/15	2009/07/16
65181	UBS AG - HSI R Bear CBBC Feb 2010 P	2009/07/15	2009/07/16
65168	UBS AG - HSI R Bear CBBC Jan 2010 R	2009/07/15	2009/07/16
65220	UBS AG - HSI R Bear CBBC Oct 2009 V	2009/07/15	2009/07/16
65123	UBS AG - HSI R Bear CBBC Oct 2009 Y	2009/07/15	2009/07/16
65244	ABN AMRO Bank N.V. - HSI R Bear CBBC Dec 2009 K	2009/07/16	2009/07/17
65175	ABN AMRO Bank N.V. - HSI R Bear CBBC Dec 2009 Q	2009/07/16	2009/07/17
65176	ABN AMRO Bank N.V. - HSI R Bear CBBC Dec 2009 S	2009/07/16	2009/07/17
65243	ABN AMRO Bank N.V. - HSI R Bear CBBC Dec 2009 Y	2009/07/16	2009/07/17
65174	ABN AMRO Bank N.V. - HSI R Bear CBBC Nov 2009 O	2009/07/16	2009/07/17
65225	BNP Paribas Arbit Issu B.V. - HSI R Bear CBBC Feb 2010 N	2009/07/16	2009/07/17
65226	BNP Paribas Arbit Issu B.V. - HSI R Bear CBBC Feb 2010 O	2009/07/16	2009/07/17
65227	BNP Paribas Arbit Issu B.V. - HSI R Bear CBBC Feb 2010 P	2009/07/16	2009/07/17
65196	BOCI Asia Ltd. - HSI R Bear CBBC Jan 2010 B	2009/07/16	2009/07/17
65002	CC Rabobank B.A. - HSI R Bear CBBC Jan 2010 R	2009/07/16	2009/07/17
65152	Deutsche Bank AG - HSI R Bear CBBC Feb 2010 C	2009/07/16	2009/07/17
65153	Deutsche Bank AG - HSI R Bear CBBC Feb 2010 T	2009/07/16	2009/07/17
65124	Deutsche Bank AG - HSI R Bear CBBC Feb 2010 Y	2009/07/16	2009/07/17
65110	Deutsche Bank AG - HSI R Bear CBBC Jan 2010 J	2009/07/16	2009/07/17
65109	Deutsche Bank AG - HSI R Bear CBBC Jan 2010 L	2009/07/16	2009/07/17
65171	Deutsche Bank AG - HSI R Bear CBBC Mar 2010 K	2009/07/16	2009/07/17
65111	Goldman Sachs SP (Asia) - HSI R Bear CBBC Mar 2010 D	2009/07/16	2009/07/17
65128	Goldman Sachs SP (Asia) - HSI R Bear CBBC Mar 2010 F	2009/07/16	2009/07/17
65188	HK Bank - HSI R Bear CBBC Mar 2010 C	2009/07/16	2009/07/17
65106	KBC Fin Products Int'l Ltd. - HSI R Bear CBBC Dec 2009 Y	2009/07/16	2009/07/17
65099	KBC Fin Products Int'l Ltd. - HSI R Bear CBBC Nov 2009 M	2009/07/16	2009/07/17
65026	KBC Fin Products Int'l Ltd. - HSI R Bear CBBC Oct 2009 G	2009/07/16	2009/07/17
65216	Macquarie Bank Ltd. - HSI R Bear CBBC Oct 2009 N	2009/07/16	2009/07/17
65214	SGA Societe Generale Acceptance N.V. -HSI R Bear CBBC Feb10J	2009/07/16	2009/07/17
65215	SGA Societe Generale Acceptance N.V. -HSI R Bear CBBC Feb10K	2009/07/16	2009/07/17
65156	SGA Societe Generale Acceptance N.V. -HSI R Bear CBBC Jan10C	2009/07/16	2009/07/17
65131	SGA Societe Generale Acceptance N.V. -HSI R Bear CBBC Jan10H	2009/07/16	2009/07/17
65157	SGA Societe Generale Acceptance N.V. -HSI R Bear CBBC Jan10X	2009/07/16	2009/07/17
64168	UBS AG - A50 China R Bear CBBC Jan 2010 C	2009/07/16	2009/07/17
65163	UBS AG - CNOOC R Bear CBBC Jan 2010 D	2009/07/16	2009/07/17
65204	UBS AG - HKEx R Bear CBBC Dec 2009 U	2009/07/16	2009/07/17
65228	UBS AG - HSCEI R Bear CBBC Nov 2009 T	2009/07/16	2009/07/17
65022	UBS AG - HSI R Bear CBBC Feb 2010 M	2009/07/16	2009/07/17
65234	UBS AG - HSI R Bear CBBC Jan 2010 W	2009/07/16	2009/07/17
65221	UBS AG - HSI R Bear CBBC Mar 2010 L	2009/07/16	2009/07/17
65096	UBS AG - HSI R Bear CBBC Oct 2009 F	2009/07/16	2009/07/17
65073	UBS AG - HSI R Bear CBBC Oct 2009 M	2009/07/16	2009/07/17
65104	UBS AG - HSI R Bear CBBC Oct 2009 T	2009/07/16	2009/07/17
65165	UBS AG - HSI R Bear CBBC Oct 2009 X	2009/07/16	2009/07/17
65230	UBS AG - Petrochina R Bear CBBC Jan 2010 F	2009/07/16	2009/07/17
65003	CC Rabobank B.A. - HSI R Bear CBBC Jan 2010 S	2009/07/17	2009/07/20
60821	Deutsche Bank AG - China Mobile R Bull CBBC Jul 2009 A	2009/07/17	2009/07/21
65112	Goldman Sachs SP (Asia) - HSI R Bear CBBC Mar 2010 E	2009/07/17	2009/07/20
65187	HK Bank - HSI R Bear CBBC Jan 2010 G	2009/07/17	2009/07/20
62971	KBC Fin Products Int'l Ltd. - China Life R Bull CBBC Jul 09G	2009/07/17	2009/07/21
65132	SGA Societe Generale Acceptance N.V. -HSI R Bear CBBC Jan10W	2009/07/17	2009/07/20
65248	SGA Societe Generale Acceptance N.V.-HSBC R Bear CBBC Jan10F	2009/07/17	2009/07/20
64184	SGA Societe Generale Acceptance N.V.-TCH R Bear CBBC Jan10A	2009/07/17	2009/07/20
61314	UBS AG - CCCCL R Bear CBBC Jul 2009 D	2009/07/17	2009/07/21
61252	UBS AG - HSBC R Bear CBBC Jul 2009 I	2009/07/17	2009/07/21
61350	UBS AG - HSBC R Bear CBBC Jul 2009 K	2009/07/17	2009/07/21
65021	UBS AG - HSI R Bear CBBC Feb 2010 L	2009/07/17	2009/07/20
65258	UBS AG - HSI R Bear CBBC Feb 2010 Q	2009/07/17	2009/07/20
65166	UBS AG - HSI R Bear CBBC Mar 2010 K	2009/07/17	2009/07/20
65113	UBS AG - HSI R Bear CBBC Oct 2009 P	2009/07/17	2009/07/20
31651	UBS AG - Hutchison R Bear CBBC Jul 2009 B	2009/07/17	2009/07/21
60942	UBS AG - Ping An R Bull CBBC Jul 2009 D	2009/07/17	2009/07/21
61339	UBS AG - SHK Ppt R Bull CBBC Jul 2009 A	2009/07/17	2009/07/21
64724	UBS AG - Sinopec Corp R Bear CBBC Dec 2009 C	2009/07/17	2009/07/20
65177	ABN AMRO Bank N.V. - HSI R Bear CBBC Dec 2009 A	2009/07/20	2009/07/21
65291	ABN AMRO Bank N.V. - HSI R Bear CBBC Dec 2009 H	2009/07/20	2009/07/21
65289	ABN AMRO Bank N.V. - HSI R Bear CBBC Dec 2009 O	2009/07/20	2009/07/21
65290	ABN AMRO Bank N.V. - HSI R Bear CBBC Dec 2009 R	2009/07/20	2009/07/21
65085	ABN AMRO Bank N.V. - HSI R Bear CBBC Nov 2009 P	2009/07/20	2009/07/21
64065	ABN AMRO Bank N.V. - HSI R Bear CBBC Nov 2009 T	2009/07/20	2009/07/21
64066	ABN AMRO Bank N.V. - HSI R Bear CBBC Nov 2009 U	2009/07/20	2009/07/21
63950	BNP Paribas Arbit Issu B.V. - Ch Life R Bear CBBC Dec 2009 D	2009/07/20	2009/07/21
64691	BNP Paribas Arbit Issu B.V. - HSCEI R Bear CBBC Dec 2009 B	2009/07/20	2009/07/21
63946	BNP Paribas Arbit Issu B.V. - HSI R Bear CBBC Dec 2009 A	2009/07/20	2009/07/21
64862	BNP Paribas Arbit Issu B.V. - HSI R Bear CBBC Dec 2009 G	2009/07/20	2009/07/21
63945	BNP Paribas Arbit Issu B.V. - HSI R Bear CBBC Dec 2009 Y	2009/07/20	2009/07/21
65262	BNP Paribas Arbit Issu B.V. - HSI R Bear CBBC Feb 2010 Q	2009/07/20	2009/07/21
64737	BOCI Asia Ltd. - HSI R Bear CBBC Dec 2009 B	2009/07/20	2009/07/21

## List of expired CBBC, 2009 (continued)

Code	CBBC	Last trading date	Delisted date
64624	CC Rabobank B.A. - HSI R Bear CBBC Dec 2009 O	2009/07/20	2009/07/21
65263	CC Rabobank B.A. - HSI R Bear CBBC Feb 2010 R	2009/07/20	2009/07/21
65264	CC Rabobank B.A. - HSI R Bear CBBC Feb 2010 S	2009/07/20	2009/07/21
65265	CC Rabobank B.A. - HSI R Bear CBBC Feb 2010 T	2009/07/20	2009/07/21
65266	CC Rabobank B.A. - HSI R Bear CBBC Feb 2010 U	2009/07/20	2009/07/21
65004	CC Rabobank B.A. - HSI R Bear CBBC Jan 2010 T	2009/07/20	2009/07/21
65005	CC Rabobank B.A. - HSI R Bear CBBC Jan 2010 U	2009/07/20	2009/07/21
65006	CC Rabobank B.A. - HSI R Bear CBBC Jan 2010 V	2009/07/20	2009/07/21
64515	CC Rabobank B.A. - HSI R Bear CBBC Mar 2010 L	2009/07/20	2009/07/21
62619	Deutsche Bank AG - China Life R Bear CBBC Aug 2009 R	2009/07/20	2009/07/21
64849	Deutsche Bank AG - HKEx R Bear CBBC Dec 2009 B	2009/07/20	2009/07/21
64090	Deutsche Bank AG - HSI R Bear CBBC Dec 2009 Y	2009/07/20	2009/07/21
64868	Deutsche Bank AG - HSI R Bear CBBC Feb 2010 G	2009/07/20	2009/07/21
64214	Deutsche Bank AG - HSI R Bear CBBC Feb 2010 L	2009/07/20	2009/07/21
65268	Deutsche Bank AG - HSI R Bear CBBC Feb 2010 Q	2009/07/20	2009/07/21
65267	Deutsche Bank AG - HSI R Bear CBBC Feb 2010 W	2009/07/20	2009/07/21
65001	Deutsche Bank AG - HSI R Bear CBBC Feb 2010 X	2009/07/20	2009/07/21
63478	Deutsche Bank AG - HSI R Bear CBBC Jan 2010 K	2009/07/20	2009/07/21
65281	Deutsche Bank AG - HSI R Bear CBBC Mar 2010 M	2009/07/20	2009/07/21
64037	Deutsche Bank AG - HSI R Bear CBBC Nov 2009 U	2009/07/20	2009/07/21
64828	Deutsche Bank AG - HSI R Bear CBBC Oct 2009 G	2009/07/20	2009/07/21
64852	Deutsche Bank AG - HSI R Bear CBBC Oct 2009 M	2009/07/20	2009/07/21
64847	Goldman Sachs SP (Asia) - HSI R Bear CBBC Feb 2010 V	2009/07/20	2009/07/21
64282	Goldman Sachs SP (Asia) - HSI R Bear CBBC Jan 2010 O	2009/07/20	2009/07/21
64283	Goldman Sachs SP (Asia) - HSI R Bear CBBC Jan 2010 P	2009/07/20	2009/07/21
65237	Goldman Sachs SP (Asia) - HSI R Bear CBBC Mar 2010 J	2009/07/20	2009/07/21
65282	Goldman Sachs SP (Asia) - HSI R Bear CBBC Mar 2010 K	2009/07/20	2009/07/21
65283	Goldman Sachs SP (Asia) - HSI R Bear CBBC Mar 2010 L	2009/07/20	2009/07/21
64025	HK Bank - China Life R Bear CBBC Sep 2009 B	2009/07/20	2009/07/21
63942	HK Bank - HSI R Bear CBBC Dec 2009 J	2009/07/20	2009/07/21
63941	HK Bank - HSI R Bear CBBC Nov 2009 J	2009/07/20	2009/07/21
65011	KBC Fin Products Int'l Ltd. - Ch Life R Bear CBBC Oct 2009 E	2009/07/20	2009/07/21
61188	KBC Fin Products Int'l Ltd. - China Life R Bear CBBC Nov 09A	2009/07/20	2009/07/21
64960	KBC Fin Products Int'l Ltd. - HKEx R Bear CBBC Jan 2010 A	2009/07/20	2009/07/21
65280	KBC Fin Products Int'l Ltd. - HKEx R Bear CBBC Jan 2010 B	2009/07/20	2009/07/21
64719	KBC Fin Products Int'l Ltd. - HSBC R Bear CBBC Jan 2010 B	2009/07/20	2009/07/21
64919	KBC Fin Products Int'l Ltd. - HSI R Bear CBBC Dec 2009 U	2009/07/20	2009/07/21
63932	KBC Fin Products Int'l Ltd. - HSI R Bear CBBC Jan 2010 B	2009/07/20	2009/07/21
63933	KBC Fin Products Int'l Ltd. - HSI R Bear CBBC Jan 2010 C	2009/07/20	2009/07/21
64040	KBC Fin Products Int'l Ltd. - HSI R Bear CBBC Jan 2010 E	2009/07/20	2009/07/21
65279	KBC Fin Products Int'l Ltd. - HSI R Bear CBBC Jan 2010 J	2009/07/20	2009/07/21
64813	KBC Fin Products Int'l Ltd. - HSI R Bear CBBC Oct 2009 I	2009/07/20	2009/07/21
61198	KBC Fin Products Int'l Ltd. - SHK Ppt R Bear CBBC Dec 2009 A	2009/07/20	2009/07/21
63901	Macquarie Bank Ltd. - HSI R Bear CBBC Nov 2009 G	2009/07/20	2009/07/21
65269	Macquarie Bank Ltd. - HSI R Bear CBBC Nov 2009 M	2009/07/20	2009/07/21
65137	Merrill Lynch Int'l & Co. C.V. - HSI R Bear CBBC Jan 2010 E	2009/07/20	2009/07/21
64452	SGA Societe Generale Acceptance N.V. - HSI R Bear CBBC Dec09T	2009/07/20	2009/07/21
64453	SGA Societe Generale Acceptance N.V. - HSI R Bear CBBC Dec09U	2009/07/20	2009/07/21
64935	SGA Societe Generale Acceptance N.V. - HSI R Bear CBBC Jan10A	2009/07/20	2009/07/21
64934	SGA Societe Generale Acceptance N.V. - HSI R Bear CBBC Jan10D	2009/07/20	2009/07/21
64807	SGA Societe Generale Acceptance N.V. - HSI R Bear CBBC Jan10P	2009/07/20	2009/07/21
64895	SGA Societe Generale Acceptance N.V. - HSI R Bear CBBC Jan10Y	2009/07/20	2009/07/21
64285	SGA Societe Generale Acceptance N.V. - HSI R Bear CBBC Nov09D	2009/07/20	2009/07/21
64284	SGA Societe Generale Acceptance N.V. - HSI R Bear CBBC Nov09N	2009/07/20	2009/07/21
64992	SGA Societe Generale Acceptance N.V. - HKEx R Bear CBBC Jan10I	2009/07/20	2009/07/21
65247	SGA Societe Generale Acceptance N.V. - HKEx R Bear CBBC Jan10J	2009/07/20	2009/07/21
65260	SGA Societe Generale Acceptance N.V. - CK(H) R Bear CBBC Jan10C	2009/07/20	2009/07/21
63193	SGA Societe Generale Acceptance N.V. - CLife R Bear CBBC Dec09D	2009/07/20	2009/07/21
63338	SGA Societe Generale Acceptance N.V. - CLife R Bear CBBC Dec09E	2009/07/20	2009/07/21
65246	SGA Societe Generale Acceptance N.V. - CNOOC R Bear CBBC Jan10B	2009/07/20	2009/07/21
65060	SGA Societe Generale Acceptance N.V. - CP&CC R Bear CBBC Jan10A	2009/07/20	2009/07/21
65249	SGA Societe Generale Acceptance N.V. - PetCh R Bear CBBC Jan10F	2009/07/20	2009/07/21
64444	SGA Societe Generale Acceptance NV - HSCEI R Bear CBBC Nov09B	2009/07/20	2009/07/21
63485	SGA Societe Generale Acceptance NV - PingAn R Bear CBBC Dec09A	2009/07/20	2009/07/21
65272	UBS AG - CC Bank R Bear CBBC Feb 2010 A	2009/07/20	2009/07/21
65271	UBS AG - Cheung Kong R Bear CBBC Feb 2010 D	2009/07/20	2009/07/21
63082	UBS AG - China Life R Bear CBBC Nov 2009 I	2009/07/20	2009/07/21
65162	UBS AG - China Mobile R Bear CBBC Jan 2010 D	2009/07/20	2009/07/21
65273	UBS AG - CM Bank R Bear CBBC Feb 2010 A	2009/07/20	2009/07/21
65200	UBS AG - CNOOC R Bear CBBC Dec 2009 Q	2009/07/20	2009/07/21
65274	UBS AG - CNOOC R Bear CBBC Feb 2010 A	2009/07/20	2009/07/21
64725	UBS AG - HKEx R Bear CBBC Dec 2009 P	2009/07/20	2009/07/21
65275	UBS AG - HSBC R Bear CBBC Feb 2010 A	2009/07/20	2009/07/21
65144	UBS AG - HSBC R Bear CBBC Jan 2010 D	2009/07/20	2009/07/21
65147	UBS AG - HSCEI R Bear CBBC Feb 2010 B	2009/07/20	2009/07/21
61895	UBS AG - HSCEI R Bear CBBC Mar 2010 K	2009/07/20	2009/07/21
65198	UBS AG - HSCEI R Bear CBBC Nov 2009 S	2009/07/20	2009/07/21
63576	UBS AG - HSI R Bear CBBC Apr 2010 F	2009/07/20	2009/07/21
32018	UBS AG - HSI R Bear CBBC Aug 2009 I	2009/07/20	2009/07/21
64888	UBS AG - HSI R Bear CBBC Dec 2009 O	2009/07/20	2009/07/21
64000	UBS AG - HSI R Bear CBBC Feb 2010 F	2009/07/20	2009/07/21
65048	UBS AG - HSI R Bear CBBC Feb 2010 N	2009/07/20	2009/07/21
64171	UBS AG - HSI R Bear CBBC Feb 2010 R	2009/07/20	2009/07/21
65277	UBS AG - HSI R Bear CBBC Feb 2010 S	2009/07/20	2009/07/21
64841	UBS AG - HSI R Bear CBBC Jan 2010 I	2009/07/20	2009/07/21
64887	UBS AG - HSI R Bear CBBC Jan 2010 Q	2009/07/20	2009/07/21
61899	UBS AG - HSI R Bear CBBC Mar 2010 B	2009/07/20	2009/07/21

## List of expired CBBC, 2009 (continued)

Code	CBBC	Last trading date	Delisted date
62193	UBS AG - HSI R Bear CBBC Mar 2010 R	2009/07/20	2009/07/21
62194	UBS AG - HSI R Bear CBBC Mar 2010 S	2009/07/20	2009/07/21
65278	UBS AG - HSI R Bear CBBC Oct 2009 W	2009/07/20	2009/07/21
64482	UBS AG - HSI R Bear CBBC Sep 2009 R	2009/07/20	2009/07/21
64870	UBS AG - HSI R Bear CBBC Sep 2009 X	2009/07/20	2009/07/21
65276	UBS AG - ICBC R Bear CBBC Feb 2010 A	2009/07/20	2009/07/21
63002	UBS AG - Ping An R Bear CBBC Oct 2009 I	2009/07/20	2009/07/21
64368	UBS AG - SHK Ppt R Bear CBBC Feb 2010 B	2009/07/20	2009/07/21
63243	UBS AG - SHK Ppt R Bear CBBC Jan 2010 F	2009/07/20	2009/07/21
65286	ABN AMRO Bank N.V. - A50 China R Bear CBBC Dec 2009 M	2009/07/21	2009/07/22
65285	ABN AMRO Bank N.V. - HSI R Bear CBBC Dec 2009 J	2009/07/21	2009/07/22
65086	ABN AMRO Bank N.V. - HSI R Bear CBBC Nov 2009 K	2009/07/21	2009/07/22
65087	ABN AMRO Bank N.V. - HSI R Bear CBBC Nov 2009 L	2009/07/21	2009/07/22
64428	ABN AMRO Bank N.V. - HSI R Bear CBBC Nov 2009 S	2009/07/21	2009/07/22
61730	BNP Paribas Arbit Issu B.V. - HSBC R Bear CBBC Dec 2009 B	2009/07/21	2009/07/22
64693	BNP Paribas Arbit Issu B.V. - HSI R Bear CBBC Dec 2009 Q	2009/07/21	2009/07/22
64858	CC Rabobank B.A. - HKEx R Bear CBBC Jan 2010 C	2009/07/21	2009/07/22
64516	CC Rabobank B.A. - HSI R Bear CBBC Mar 2010 M	2009/07/21	2009/07/22
63120	Deutsche Bank AG - China Life R Bear CBBC Sep 2009 C	2009/07/21	2009/07/22
63890	Deutsche Bank AG - HSBC R Bear CBBC Oct 2009 B	2009/07/21	2009/07/22
64215	Deutsche Bank AG - HSI R Bear CBBC Feb 2010 M	2009/07/21	2009/07/22
64409	Goldman Sachs SP (Asia) - HSI R Bear CBBC Jan 2010 W	2009/07/21	2009/07/22
64029	HK Bank - HKEx R Bear CBBC Feb 2010 B	2009/07/21	2009/07/22
65299	KBC Fin Products Int'l Ltd. - HSI R Bear CBBC Dec 2009 L	2009/07/21	2009/07/22
64250	KBC Fin Products Int'l Ltd. - HSI R Bear CBBC Oct 2009 Z	2009/07/21	2009/07/22
64839	Macquarie Bank Ltd. - HSI R Bear CBBC Dec 2009 G	2009/07/21	2009/07/22
64286	SGA Societe Generale Acceptance N.V. -HSI R Bear CBBC Nov09J	2009/07/21	2009/07/22
63220	UBS AG - China Life R Bear CBBC Nov 2009 L	2009/07/21	2009/07/22
63978	UBS AG - HKEx R Bear CBBC Jan 2010 A	2009/07/21	2009/07/22
64715	UBS AG - HSI R Bear CBBC Dec 2009 Q	2009/07/21	2009/07/22
65288	UBS AG - HSI R Bear CBBC Oct 2009 H	2009/07/21	2009/07/22
65164	UBS AG - Petrochina R Bear CBBC Jan 2010 E	2009/07/21	2009/07/22
64569	ABN AMRO Bank N.V. - Ch Life R Bear CBBC Nov 2009 A	2009/07/22	2009/07/23
65341	ABN AMRO Bank N.V. - HSI R Bear CBBC Dec 2009 P	2009/07/22	2009/07/23
62643	Deutsche Bank AG - China Life R Bear CBBC Aug 2009 V	2009/07/22	2009/07/23
65314	Deutsche Bank AG - HSI R Bear CBBC Jan 2010 E	2009/07/22	2009/07/23
65313	Deutsche Bank AG - HSI R Bear CBBC Jan 2010 I	2009/07/22	2009/07/23
64026	HK Bank - China Life R Bear CBBC Sep 2009 C	2009/07/22	2009/07/23
61189	KBC Fin Products Int'l Ltd. - China Life R Bear CBBC Dec 09A	2009/07/22	2009/07/23
65012	KBC Fin Products Int'l Ltd. - CP&CC R Bear CBBC Oct 2009 D	2009/07/22	2009/07/23
65324	KBC Fin Products Int'l Ltd. - HSI R Bear CBBC Nov 2009 P	2009/07/22	2009/07/23
64445	SGA Societe Generale Acceptance N.V.-SHK P R Bear CBBC Jan10B	2009/07/22	2009/07/23
63221	UBS AG - China Life R Bear CBBC Nov 2009 M	2009/07/22	2009/07/23
64881	UBS AG - CNOOC R Bear CBBC Dec 2010 A	2009/07/22	2009/07/23
61896	UBS AG - HSCEI R Bear CBBC Mar 2010 L	2009/07/22	2009/07/23
65309	UBS AG - HSI R Bear CBBC Oct 2009 V	2009/07/22	2009/07/23
65323	UBS AG - HSI R Bear CBBC Oct 2009 Y	2009/07/22	2009/07/23
64962	ABN AMRO Bank N.V. - A50 China R Bear CBBC Dec 2009 E	2009/07/23	2009/07/24
64577	ABN AMRO Bank N.V. - HSI R Bear CBBC Nov 2009 H	2009/07/23	2009/07/24
64067	ABN AMRO Bank N.V. - HSI R Bear CBBC Nov 2009 V	2009/07/23	2009/07/24
64602	Barclays Bank plc - HSI R Bear CBBC Dec 2009 E	2009/07/23	2009/07/24
64486	BNP Paribas Arbit Issu B.V. - HSI R Bear CBBC Dec 2009 L	2009/07/23	2009/07/24
64859	CC Rabobank B.A. - HKEx R Bear CBBC Jan 2010 D	2009/07/23	2009/07/24
64625	CC Rabobank B.A. - HSI R Bear CBBC Dec 2009 P	2009/07/23	2009/07/24
64626	CC Rabobank B.A. - HSI R Bear CBBC Dec 2009 Q	2009/07/23	2009/07/24
64091	Deutsche Bank AG - HSI R Bear CBBC Dec 2009 F	2009/07/23	2009/07/24
65368	Deutsche Bank AG - HSI R Bear CBBC Feb 2010 R	2009/07/23	2009/07/24
65358	Deutsche Bank AG - HSI R Bear CBBC Jan 2010 O	2009/07/23	2009/07/24
65359	Deutsche Bank AG - HSI R Bear CBBC Jan 2010 Q	2009/07/23	2009/07/24
63722	Deutsche Bank AG - HSI R Bear CBBC Jan 2010 Y	2009/07/23	2009/07/24
64089	Deutsche Bank AG - HSI R Bear CBBC Oct 2009 N	2009/07/23	2009/07/24
64410	Goldman Sachs SP (Asia) - HSI R Bear CBBC Jan 2010 X	2009/07/23	2009/07/24
65091	HK Bank - HSCEI R Bear CBBC Jan 2010 A	2009/07/23	2009/07/24
63943	HK Bank - HSI R Bear CBBC Jan 2010 D	2009/07/23	2009/07/24
63922	KBC Fin Products Int'l Ltd. - HKEx R Bear CBBC Dec 2009 A	2009/07/23	2009/07/24
61231	KBC Fin Products Int'l Ltd. - HSCEI R Bear CBBC Nov 2009 A	2009/07/23	2009/07/24
65344	KBC Fin Products Int'l Ltd. - HSI R Bear CBBC Dec 2009 N	2009/07/23	2009/07/24
65345	KBC Fin Products Int'l Ltd. - HSI R Bear CBBC Dec 2009 P	2009/07/23	2009/07/24
64041	KBC Fin Products Int'l Ltd. - HSI R Bear CBBC Feb 2010 C	2009/07/23	2009/07/24
63934	KBC Fin Products Int'l Ltd. - HSI R Bear CBBC Jan 2010 D	2009/07/23	2009/07/24
65346	KBC Fin Products Int'l Ltd. - HSI R Bear CBBC Jan 2010 L	2009/07/23	2009/07/24
64356	KBC Fin Products Int'l Ltd. - SHK Ppt R Bear CBBC Nov 2009 B	2009/07/23	2009/07/24
64945	SGA Societe Generale Acceptance N.V. -A50 R Bear CBBC Jan10I	2009/07/23	2009/07/24
64454	SGA Societe Generale Acceptance N.V. -HSI R Bear CBBC Dec09V	2009/07/23	2009/07/24
64896	SGA Societe Generale Acceptance N.V. -HSI R Bear CBBC Jan10Z	2009/07/23	2009/07/24
64450	SGA Societe Generale Acceptance N.V. -HSI R Bear CBBC Nov09K	2009/07/23	2009/07/24
64653	SGA Societe Generale Acceptance N.V.-HKEx R Bear CBBC Jan10E	2009/07/23	2009/07/24
64662	SGA Societe Generale Acceptance N.V.-HSBC R Bear CBBC Jan10B	2009/07/23	2009/07/24
65062	SGA Societe Generale Acceptance N.V.-BOCom R Bear CBBC Jan10D	2009/07/23	2009/07/24
63474	SGA Societe Generale Acceptance N.V.-CLife R Bear CBBC Dec09F	2009/07/23	2009/07/24
60570	SGA Societe Generale Acceptance N.V.-CNOOC R Bull CBBC Jul09H	2009/07/23	2009/07/27
60977	SGA Societe Generale Acceptance N.V.-CNOOC R Bull CBBC Jul09J	2009/07/23	2009/07/27
63429	SGA Societe Generale Acceptance N.V.-CP&CC R Bear CBBC Dec09D	2009/07/23	2009/07/24
60584	UBS AG - China Life R Bear CBBC Jul 2009 B	2009/07/23	2009/07/24
63222	UBS AG - China Life R Bear CBBC Nov 2009 N	2009/07/23	2009/07/24
63979	UBS AG - HKEx R Bear CBBC Jan 2010 B	2009/07/23	2009/07/24
64480	UBS AG - HSI R Bear CBBC Dec 2009 L	2009/07/23	2009/07/24



## List of expired CBBC, 2009 (continued)

Code	CBBC	Last trading date	Delisted date
64002	UBS AG - HSI R Bear CBBC Feb 2010 H	2009/07/23	2009/07/24
64295	UBS AG - HSI R Bear CBBC Feb 2010 T	2009/07/23	2009/07/24
61888	UBS AG - HSI R Bear CBBC Mar 2010 C	2009/07/23	2009/07/24
65352	UBS AG - HSI R Bear CBBC Oct 2009 F	2009/07/23	2009/07/24
65353	UBS AG - HSI R Bear CBBC Oct 2009 M	2009/07/23	2009/07/24
63087	UBS AG - Sinopec Corp R Bear CBBC Nov 2009 C	2009/07/23	2009/07/24
63801	ABN AMRO Bank N.V. - DJIA R Bear CBBC Sep 2009 J	2009/07/24	2009/07/27
64244	ABN AMRO Bank N.V. - HSBC R Bear CBBC Dec 2009 B	2009/07/24	2009/07/27
64582	ABN AMRO Bank N.V. - HSCEI R Bear CBBC Dec 2009 C	2009/07/24	2009/07/27
64429	ABN AMRO Bank N.V. - HSI R Bear CBBC Dec 2009 B	2009/07/24	2009/07/27
64906	ABN AMRO Bank N.V. - HSI R Bear CBBC Dec 2009 Z	2009/07/24	2009/07/27
65340	ABN AMRO Bank N.V. - HSI R Bear CBBC Nov 2009 N	2009/07/24	2009/07/27
64068	ABN AMRO Bank N.V. - HSI R Bear CBBC Nov 2009 W	2009/07/24	2009/07/27
63803	ABN AMRO Bank N.V. - NQ100 R Bear CBBC Sep 2009 B	2009/07/24	2009/07/27
64546	BNP Paribas Arbit Issu B.V. - HKEx R Bear CBBC Jan 2010 B	2009/07/24	2009/07/27
63947	BNP Paribas Arbit Issu B.V. - HSI R Bear CBBC Dec 2009 C	2009/07/24	2009/07/27
60579	BNP Paribas Arbit Issu B.V. - Petrochina R Bull CBBC Jul 09A	2009/07/24	2009/07/28
64627	CC Rabobank B.A. - HSI R Bear CBBC Dec 2009 R	2009/07/24	2009/07/27
64517	CC Rabobank B.A. - HSI R Bear CBBC Mar 2010 N	2009/07/24	2009/07/27
60682	Deutsche Bank AG - CC Bank R Bull CBBC Jul 2009 A	2009/07/24	2009/07/28
60713	Deutsche Bank AG - CC Bank R Bull CBBC Jul 2009 C	2009/07/24	2009/07/28
62892	Deutsche Bank AG - China Life R Bear CBBC Aug 2009 J	2009/07/24	2009/07/27
61835	Deutsche Bank AG - China Life R Bull CBBC Jul 2009 B	2009/07/24	2009/07/28
60923	Deutsche Bank AG - China Mobile R Bear CBBC Jul 2009 F	2009/07/24	2009/07/28
61013	Deutsche Bank AG - China Mobile R Bear CBBC Jul 2009 H	2009/07/24	2009/07/28
61704	Deutsche Bank AG - China Mobile R Bull CBBC Jul 2009 N	2009/07/24	2009/07/28
61705	Deutsche Bank AG - China Mobile R Bull CBBC Jul 2009 O	2009/07/24	2009/07/28
63962	Deutsche Bank AG - HKEx R Bear CBBC Oct 2009 N	2009/07/24	2009/07/27
61649	Deutsche Bank AG - HSBC R Bear CBBC Jul 2009 C	2009/07/24	2009/07/28
61650	Deutsche Bank AG - HSBC R Bear CBBC Jul 2009 D	2009/07/24	2009/07/28
64216	Deutsche Bank AG - HSI R Bear CBBC Feb 2010 N	2009/07/24	2009/07/27
65360	Deutsche Bank AG - HSI R Bear CBBC Mar 2010 N	2009/07/24	2009/07/27
64038	Deutsche Bank AG - HSI R Bear CBBC Nov 2009 G	2009/07/24	2009/07/27
64820	Deutsche Bank AG - HSI R Bear CBBC Nov 2009 H	2009/07/24	2009/07/27
60862	Deutsche Bank AG - Sinopec Corp R Bear CBBC Jul 2009 B	2009/07/24	2009/07/28
60858	Deutsche Bank AG - Sinopec Corp R Bull CBBC Jul 2009 A	2009/07/24	2009/07/28
61707	Deutsche Bank AG - Sinopec Corp R Bull CBBC Jul 2009 C	2009/07/24	2009/07/28
64493	Goldman Sachs SP (Asia) - HSI R Bear CBBC Feb 2010 D	2009/07/24	2009/07/27
65416	Goldman Sachs SP (Asia) - HSI R Bear CBBC Mar 2010 Q	2009/07/24	2009/07/27
63935	KBC Fin Products Int'l Ltd. - HSI R Bear CBBC Feb 2010 A	2009/07/24	2009/07/27
63936	KBC Fin Products Int'l Ltd. - HSI R Bear CBBC Feb 2010 B	2009/07/24	2009/07/27
64071	Macquarie Bank Ltd. - HSI R Bear CBBC Oct 2009 H	2009/07/24	2009/07/27
64455	SGA Societe Generale Acceptance N.V. - HSI R Bear CBBC Dec09W	2009/07/24	2009/07/27
64456	SGA Societe Generale Acceptance N.V. - HSI R Bear CBBC Dec09X	2009/07/24	2009/07/27
60666	SGA Societe Generale Acceptance N.V. - HWL R Bull CBBC Jul09A	2009/07/24	2009/07/28
60663	SGA Societe Generale Acceptance N.V. - BOCL R Bull CBBC Jul09A	2009/07/24	2009/07/28
60665	SGA Societe Generale Acceptance N.V. - CMB R Bull CBBC Jul09A	2009/07/24	2009/07/28
32037	SGA Societe Generale Acceptance N.V. - CMob R Bear CBBC Jul09F	2009/07/24	2009/07/28
60976	SGA Societe Generale Acceptance N.V. - CMob R Bear CBBC Jul09J	2009/07/24	2009/07/28
32327	SGA Societe Generale Acceptance N.V. - CMob R Bull CBBC Jul09G	2009/07/24	2009/07/28
64018	SGA Societe Generale Acceptance N.V. - HKEx R Bear CBBC Dec09H	2009/07/24	2009/07/27
60531	SGA Societe Generale Acceptance N.V. - HKEx R Bull CBBC Jul09A	2009/07/24	2009/07/28
60532	SGA Societe Generale Acceptance N.V. - HKEx R Bull CBBC Jul09B	2009/07/24	2009/07/28
32119	SGA Societe Generale Acceptance N.V. - HSBC R Bear CBBC Jul09D	2009/07/24	2009/07/28
32120	SGA Societe Generale Acceptance N.V. - HSBC R Bear CBBC Jul09E	2009/07/24	2009/07/28
32121	SGA Societe Generale Acceptance N.V. - HSBC R Bear CBBC Jul09F	2009/07/24	2009/07/28
60460	SGA Societe Generale Acceptance N.V. - HSBC R Bear CBBC Jul09H	2009/07/24	2009/07/28
60461	SGA Societe Generale Acceptance N.V. - HSBC R Bear CBBC Jul09I	2009/07/24	2009/07/28
60462	SGA Societe Generale Acceptance N.V. - HSBC R Bear CBBC Jul09J	2009/07/24	2009/07/28
60463	SGA Societe Generale Acceptance N.V. - HSBC R Bear CBBC Jul09K	2009/07/24	2009/07/28
60852	SGA Societe Generale Acceptance N.V. - HSBC R Bear CBBC Jul09M	2009/07/24	2009/07/28
61514	SGA Societe Generale Acceptance N.V. - ICBC R Bear CBBC Jul09B	2009/07/24	2009/07/28
61631	SGA Societe Generale Acceptance N.V. - ICBC R Bull CBBC Jul09C	2009/07/24	2009/07/28
61151	SGA Societe Generale Acceptance N.V. - CCCCL R Bear CBBC Jul09E	2009/07/24	2009/07/28
60664	SGA Societe Generale Acceptance N.V. - CCCCL R Bull CBBC Jul09A	2009/07/24	2009/07/28
64942	SGA Societe Generale Acceptance N.V. - CCoal R Bear CBBC Jan10D	2009/07/24	2009/07/27
61507	SGA Societe Generale Acceptance N.V. - CLife R Bear CBBC Nov09A	2009/07/24	2009/07/27
60020	SGA Societe Generale Acceptance N.V. - PetCh R Bull CBBC Jul09G	2009/07/24	2009/07/28
60571	SGA Societe Generale Acceptance N.V. - PetCh R Bull CBBC Jul09H	2009/07/24	2009/07/28
60671	SGA Societe Generale Acceptance N.V. - SHK P R Bull CBBC Jul09A	2009/07/24	2009/07/28
61097	SGA Societe Generale Acceptance N.V. - SHK P R Bull CBBC Jul09D	2009/07/24	2009/07/28
64506	SGA Societe Generale Acceptance NV - JiangC R Bear CBBC Feb10B	2009/07/24	2009/07/27
60850	SGA Societe Generale Acceptance NV - PingAn R Bull CBBC Jul09A	2009/07/24	2009/07/28
61181	SGA Societe Generale Acceptance NV - PingAn R Bull CBBC Jul09C	2009/07/24	2009/07/28
63358	UBS AG - BOCL R Bear CBBC Dec 2009 D	2009/07/24	2009/07/27
31775	UBS AG - China Life R Bear CBBC Jul 2009 A	2009/07/24	2009/07/28
31666	UBS AG - China Mobile R Bull CBBC Jul 2009 C	2009/07/24	2009/07/28
61337	UBS AG - China Shenhua R Bull CBBC Jul 2009 A	2009/07/24	2009/07/28
65231	UBS AG - CM Bank R Bear CBBC Jan 2010 Q	2009/07/24	2009/07/27
64107	UBS AG - HSI R Bear CBBC Jan 2010 Y	2009/07/24	2009/07/27
62195	UBS AG - HSI R Bear CBBC Mar 2010 T	2009/07/24	2009/07/27
65374	UBS AG - HSI R Bear CBBC Oct 2009 X	2009/07/24	2009/07/27
64483	UBS AG - HSI R Bear CBBC Sep 2009 Y	2009/07/24	2009/07/27
65401	UBS AG - Jiangxi Copper R Bear CBBC Feb 2010 B	2009/07/24	2009/07/27
65082	ABN AMRO Bank N.V. - A50 China R Bear CBBC Dec 2009 I	2009/07/27	2009/07/28
64430	ABN AMRO Bank N.V. - HSI R Bear CBBC Dec 2009 C	2009/07/27	2009/07/28
64069	ABN AMRO Bank N.V. - HSI R Bear CBBC Nov 2009 X	2009/07/27	2009/07/28

## List of expired CBBC, 2009 (continued)

Code	CBBC	Last trading date	Delisted date
64603	Barclays Bank plc - HSI R Bear CBBC Dec 2009 F	2009/07/27	2009/07/28
65371	BNP Paribas Arbit Issu B.V. - A50 R Bear CBBC Feb 2010 A	2009/07/27	2009/07/28
31332	BNP Paribas Arbit Issu B.V. - HSCEI R Bear CBBC Aug 2009 B	2009/07/27	2009/07/28
64487	BNP Paribas Arbit Issu B.V. - HSI R Bear CBBC Dec 2009 K	2009/07/27	2009/07/28
65159	CC Rabobank B.A. - A50 China R Bear CBBC Feb 2010 G	2009/07/27	2009/07/28
64365	CC Rabobank B.A. - HKEx R Bear CBBC Mar 2010 B	2009/07/27	2009/07/28
64628	CC Rabobank B.A. - HSI R Bear CBBC Dec 2009 S	2009/07/27	2009/07/28
64622	CC Rabobank B.A. - HSI R Bear CBBC Jan 2010 P	2009/07/27	2009/07/28
64518	CC Rabobank B.A. - HSI R Bear CBBC Mar 2010 O	2009/07/27	2009/07/28
63874	Deutsche Bank AG - HSI R Bear CBBC Feb 2010 B	2009/07/27	2009/07/28
64255	Deutsche Bank AG - HSI R Bear CBBC Feb 2010 O	2009/07/27	2009/07/28
64822	Deutsche Bank AG - HSI R Bear CBBC Jan 2010 X	2009/07/27	2009/07/28
64469	Deutsche Bank AG - HSI R Bear CBBC Mar 2010 A	2009/07/27	2009/07/28
64588	Goldman Sachs SP (Asia) - HSI R Bear CBBC Feb 2010 I	2009/07/27	2009/07/28
63944	HK Bank - HSI R Bear CBBC Mar 2010 A	2009/07/27	2009/07/28
63305	KBC Fin Products Int'l Ltd. - CP&CC R Bear CBBC Nov 2009 A	2009/07/27	2009/07/28
64154	KBC Fin Products Int'l Ltd. - HKEx R Bear CBBC Dec 2009 B	2009/07/27	2009/07/28
64097	KBC Fin Products Int'l Ltd. - HSI R Bear CBBC Apr 2010 A	2009/07/27	2009/07/28
65468	KBC Fin Products Int'l Ltd. - HSI R Bear CBBC Dec 2009 S	2009/07/27	2009/07/28
65407	KBC Fin Products Int'l Ltd. - HSI R Bear CBBC Jan 2010 O	2009/07/27	2009/07/28
65422	KBC Fin Products Int'l Ltd. - HSI R Bear CBBC Jan 2010 P	2009/07/27	2009/07/28
65423	KBC Fin Products Int'l Ltd. - HSI R Bear CBBC Jan 2010 Q	2009/07/27	2009/07/28
65469	KBC Fin Products Int'l Ltd. - HSI R Bear CBBC Jan 2010 R	2009/07/27	2009/07/28
65491	KBC Fin Products Int'l Ltd. - HSI R Bear CBBC Jan 2010 U	2009/07/27	2009/07/28
65421	KBC Fin Products Int'l Ltd. - HSI R Bear CBBC Nov 2009 V	2009/07/27	2009/07/28
64731	Merrill Lynch Int'l & Co. C.V. - HSI R Bear CBBC Feb 2010 A	2009/07/27	2009/07/28
65135	SGA Societe Generale Acceptance N.V. -A50 R Bear CBBC Jan10J	2009/07/27	2009/07/28
64796	SGA Societe Generale Acceptance N.V. -CCB R Bear CBBC Jan10C	2009/07/27	2009/07/28
64492	SGA Societe Generale Acceptance N.V. -HSI R Bear CBBC Dec09J	2009/07/27	2009/07/28
64457	SGA Societe Generale Acceptance N.V. -HSI R Bear CBBC Dec09Y	2009/07/27	2009/07/28
64491	SGA Societe Generale Acceptance N.V. -HSI R Bear CBBC Dec09Z	2009/07/27	2009/07/28
64808	SGA Societe Generale Acceptance N.V. -HSI R Bear CBBC Jan10Q	2009/07/27	2009/07/28
65304	SGA Societe Generale Acceptance N.V. -R&F R Bear CBBC Jan10C	2009/07/27	2009/07/28
64943	SGA Societe Generale Acceptance N.V.-CCHC R Bear CBBC Jan10E	2009/07/27	2009/07/28
64654	SGA Societe Generale Acceptance N.V.-HKEx R Bear CBBC Jan10F	2009/07/27	2009/07/28
65240	SGA Societe Generale Acceptance N.V.-CCCL R Bear CBBC Jan10G	2009/07/27	2009/07/28
65250	SGA Societe Generale Acceptance N.V.-PetCh R Bear CBBC Jan10A	2009/07/27	2009/07/28
64717	SGA Societe Generale Acceptance NV -HSCEI R Bear CBBC Dec09B	2009/07/27	2009/07/28
64179	SGA Societe Generale Acceptance NV-CHALCO R Bear CBBC Jan10C	2009/07/27	2009/07/28
65377	SGA Societe Generale Acceptance NV-PingAn R Bear CBBC Jan10B	2009/07/27	2009/07/28
65306	SGA Societe Generale Acceptance NV-Shimao R Bear CBBC Jan10C	2009/07/27	2009/07/28
64957	UBS AG - A50 China R Bear CBBC Jan 2010 E	2009/07/27	2009/07/28
65183	UBS AG - CCHC R Bear CBBC Feb 2010 B	2009/07/27	2009/07/28
65397	UBS AG - China Coal R Bear CBBC Feb 2010 B	2009/07/27	2009/07/28
64060	UBS AG - HKEx R Bear CBBC Jan 2010 D	2009/07/27	2009/07/28
65202	UBS AG - HSBC R Bear CBBC Dec 2009 M	2009/07/27	2009/07/28
64883	UBS AG - HSBC R Bear CBBC Dec 2010 A	2009/07/27	2009/07/28
61897	UBS AG - HSCEI R Bear CBBC Mar 2010 M	2009/07/27	2009/07/28
32019	UBS AG - HSI R Bear CBBC Aug 2009 J	2009/07/27	2009/07/28
65430	UBS AG - HSI R Bear CBBC Dec 2009 O	2009/07/27	2009/07/28
64783	UBS AG - HSI R Bear CBBC Dec 2009 T	2009/07/27	2009/07/28
64001	UBS AG - HSI R Bear CBBC Feb 2010 G	2009/07/27	2009/07/28
65453	UBS AG - HSI R Bear CBBC Feb 2010 O	2009/07/27	2009/07/28
65432	UBS AG - HSI R Bear CBBC Feb 2010 X	2009/07/27	2009/07/28
65431	UBS AG - HSI R Bear CBBC Jan 2010 W	2009/07/27	2009/07/28
61900	UBS AG - HSI R Bear CBBC Mar 2010 D	2009/07/27	2009/07/28
65429	UBS AG - HSI R Bear CBBC Oct 2009 W	2009/07/27	2009/07/28
64876	UBS AG - Petrochina R Bear CBBC Dec 2009 J	2009/07/27	2009/07/28
63228	UBS AG - Ping An R Bear CBBC Jan 2010 A	2009/07/27	2009/07/28
64583	ABN AMRO Bank N.V. - HSCEI R Bear CBBC Dec 2009 D	2009/07/28	2009/07/29
64431	ABN AMRO Bank N.V. - HSI R Bear CBBC Dec 2009 D	2009/07/28	2009/07/29
64907	ABN AMRO Bank N.V. - HSI R Bear CBBC Dec 2009 I	2009/07/28	2009/07/29
65515	ABN AMRO Bank N.V. - HSI R Bear CBBC Dec 2009 K	2009/07/28	2009/07/29
64488	BNP Paribas Arbit Issu B.V. - HSI R Bear CBBC Dec 2009 M	2009/07/28	2009/07/29
64525	BNP Paribas Arbit Issu B.V. - HSI R Bear CBBC Dec 2009 N	2009/07/28	2009/07/29
64623	CC Rabobank B.A. - HSI R Bear CBBC Jan 2010 Q	2009/07/28	2009/07/29
64519	CC Rabobank B.A. - HSI R Bear CBBC Mar 2010 P	2009/07/28	2009/07/29
64951	Deutsche Bank AG - A50 China R Bear CBBC Dec 2009 C	2009/07/28	2009/07/29
64092	Deutsche Bank AG - HSI R Bear CBBC Feb 2010 H	2009/07/28	2009/07/29
64470	Deutsche Bank AG - HSI R Bear CBBC Mar 2010 B	2009/07/28	2009/07/29
64530	Deutsche Bank AG - HSI R Bear CBBC Mar 2010 D	2009/07/28	2009/07/29
65361	Deutsche Bank AG - HSI R Bear CBBC Mar 2010 O	2009/07/28	2009/07/29
64589	Goldman Sachs SP (Asia) - HSI R Bear CBBC Feb 2010 J	2009/07/28	2009/07/29
64590	Goldman Sachs SP (Asia) - HSI R Bear CBBC Feb 2010 K	2009/07/28	2009/07/29
64855	HK Bank - CC Bank R Bear CBBC Feb 2010 A	2009/07/28	2009/07/29
64436	HK Bank - HSI R Bear CBBC Dec 2009 L	2009/07/28	2009/07/29
64042	KBC Fin Products Int'l Ltd. - HSI R Bear CBBC Feb 2010 D	2009/07/28	2009/07/29
64043	KBC Fin Products Int'l Ltd. - HSI R Bear CBBC Feb 2010 E	2009/07/28	2009/07/29
65498	KBC Fin Products Int'l Ltd. - HSI R Bear CBBC Feb 2010 I	2009/07/28	2009/07/29
64604	Macquarie Bank Ltd. - HSI R Bear CBBC Dec 2009 F	2009/07/28	2009/07/29
64496	SGA Societe Generale Acceptance N.V. -HSI R Bear CBBC Dec09C	2009/07/28	2009/07/29
64494	SGA Societe Generale Acceptance N.V. -HSI R Bear CBBC Dec09M	2009/07/28	2009/07/29
64495	SGA Societe Generale Acceptance N.V. -HSI R Bear CBBC Dec09N	2009/07/28	2009/07/29
65241	SGA Societe Generale Acceptance N.V.-CMob R Bear CBBC Jan10E	2009/07/28	2009/07/29
64182	SGA Societe Generale Acceptance N.V.-CTel R Bear CBBC Jan10A	2009/07/28	2009/07/29
64801	SGA Societe Generale Acceptance N.V.-ICBC R Bear CBBC Jan10A	2009/07/28	2009/07/29
64016	SGA Societe Generale Acceptance N.V.-HS Bk R Bear CBBC Dec09A	2009/07/28	2009/07/29



## List of expired CBBC, 2009 (continued)

Code	CBBC	Last trading date	Delisted date
65351	UBS AG - CCHC R Bear CBBC Feb 2010 D	2009/07/28	2009/07/29
65395	UBS AG - CHALCO R Bear CBBC Feb 2010 B	2009/07/28	2009/07/29
65559	UBS AG - CHALCO R Bear CBBC Mar 2010 B	2009/07/28	2009/07/29
65023	UBS AG - Cheung Kong R Bear CBBC Jan 2010 G	2009/07/28	2009/07/29
65561	UBS AG - China Coal R Bear CBBC Mar 2010 B	2009/07/28	2009/07/29
64844	UBS AG - China Mobile R Bear CBBC Dec 2009 M	2009/07/28	2009/07/29
64105	UBS AG - HSI R Bear CBBC Apr 2010 G	2009/07/28	2009/07/29
64396	UBS AG - HSI R Bear CBBC Apr 2010 I	2009/07/28	2009/07/29
65527	UBS AG - HSI R Bear CBBC Dec 2009 Q	2009/07/28	2009/07/29
65433	UBS AG - HSI R Bear CBBC Feb 2010 Y	2009/07/28	2009/07/29
65565	UBS AG - Jiangxi Copper R Bear CBBC Mar 2010 B	2009/07/28	2009/07/29
65402	UBS AG - SHK Ppt R Bear CBBC Feb 2010 E	2009/07/28	2009/07/29
65604	ABN AMRO Bank N.V. - A50 China R Bear CBBC Jan 2010 E	2009/07/29	2009/07/30
60866	ABN AMRO Bank N.V. - HSCEI R Bull CBBC Jul 2009 A	2009/07/29	2009/07/31
62422	ABN AMRO Bank N.V. - HSCEI R Bull CBBC Jul 2009 C	2009/07/29	2009/07/31
65603	ABN AMRO Bank N.V. - HSI R Bear CBBC Dec 2009 Q	2009/07/29	2009/07/30
62403	ABN AMRO Bank N.V. - HSI R Bull CBBC Jul 2009 G	2009/07/29	2009/07/31
60635	ABN AMRO Bank N.V. - HSI R Bull CBBC Jul 2009 L	2009/07/29	2009/07/31
60636	ABN AMRO Bank N.V. - HSI R Bull CBBC Jul 2009 M	2009/07/29	2009/07/31
61263	ABN AMRO Bank N.V. - HSI R Bull CBBC Jul 2009 U	2009/07/29	2009/07/31
61264	ABN AMRO Bank N.V. - HSI R Bull CBBC Jul 2009 V	2009/07/29	2009/07/31
65601	BNP Paribas Arbit Issu B.V. - HSI R Bear CBBC Mar 2010 F	2009/07/29	2009/07/30
60596	CC Rabobank B.A. - HSI R Bull CBBC Jul 2009 D	2009/07/29	2009/07/31
60831	CC Rabobank B.A. - HSI R Bull CBBC Jul 2009 F	2009/07/29	2009/07/31
65614	Deutsche Bank AG - HSI R Bear CBBC Feb 2010 C	2009/07/29	2009/07/30
65613	Deutsche Bank AG - HSI R Bear CBBC Feb 2010 Z	2009/07/29	2009/07/30
32390	Deutsche Bank AG - HSI R Bull CBBC Jul 2009 A	2009/07/29	2009/07/31
32391	Deutsche Bank AG - HSI R Bull CBBC Jul 2009 B	2009/07/29	2009/07/31
60046	Deutsche Bank AG - HSI R Bull CBBC Jul 2009 F	2009/07/29	2009/07/31
60047	Deutsche Bank AG - HSI R Bull CBBC Jul 2009 G	2009/07/29	2009/07/31
60048	Deutsche Bank AG - HSI R Bull CBBC Jul 2009 H	2009/07/29	2009/07/31
60071	Deutsche Bank AG - HSI R Bull CBBC Jul 2009 K	2009/07/29	2009/07/31
60072	Deutsche Bank AG - HSI R Bull CBBC Jul 2009 L	2009/07/29	2009/07/31
60073	Deutsche Bank AG - HSI R Bull CBBC Jul 2009 M	2009/07/29	2009/07/31
60187	Deutsche Bank AG - HSI R Bull CBBC Jul 2009 P	2009/07/29	2009/07/31
60188	Deutsche Bank AG - HSI R Bull CBBC Jul 2009 Q	2009/07/29	2009/07/31
60489	Deutsche Bank AG - HSI R Bull CBBC Jul 2009 X	2009/07/29	2009/07/31
65605	Goldman Sachs SP (Asia) - HSI R Bear CBBC Mar 2010 T	2009/07/29	2009/07/30
65610	KBC Fin Products Int'l Ltd. - Ch Life R Bear CBBC Dec 2009 C	2009/07/29	2009/07/30
61124	KBC Fin Products Int'l Ltd. - HSI R Bull CBBC Jul 2009 C	2009/07/29	2009/07/31
61125	KBC Fin Products Int'l Ltd. - HSI R Bull CBBC Jul 2009 D	2009/07/29	2009/07/31
61233	KBC Fin Products Int'l Ltd. - HSI R Bull CBBC Jul 2009 H	2009/07/29	2009/07/31
62785	KBC Fin Products Int'l Ltd. - HSI R Bull CBBC Jul 2009 R	2009/07/29	2009/07/31
62786	KBC Fin Products Int'l Ltd. - HSI R Bull CBBC Jul 2009 S	2009/07/29	2009/07/31
63010	KBC Fin Products Int'l Ltd. - HSI R Bull CBBC Jul 2009 V	2009/07/29	2009/07/31
63470	KBC Fin Products Int'l Ltd. - HSI R Bull CBBC Jul 2009 W	2009/07/29	2009/07/31
60497	SGA Societe Generale Acceptance N.V. - HSI R Bull CBBC Jul09E	2009/07/29	2009/07/31
60577	SGA Societe Generale Acceptance N.V. - HSI R Bull CBBC Jul09G	2009/07/29	2009/07/31
60578	SGA Societe Generale Acceptance N.V. - HSI R Bull CBBC Jul09H	2009/07/29	2009/07/31
64261	UBS AG - CM Bank R Bear CBBC Jan 2010 H	2009/07/29	2009/07/30
65602	UBS AG - HSI R Bear CBBC Oct 2009 Y	2009/07/29	2009/07/30
62745	UBS AG - HSI R Bull CBBC Jul 2009 A	2009/07/29	2009/07/31
62746	UBS AG - HSI R Bull CBBC Jul 2009 B	2009/07/29	2009/07/31
62749	UBS AG - HSI R Bull CBBC Jul 2009 C	2009/07/29	2009/07/31
62750	UBS AG - HSI R Bull CBBC Jul 2009 D	2009/07/29	2009/07/31
31905	UBS AG - HSI R Bull CBBC Jul 2009 E	2009/07/29	2009/07/31
31906	UBS AG - HSI R Bull CBBC Jul 2009 F	2009/07/29	2009/07/31
60333	UBS AG - HSI R Bull CBBC Jul 2009 G	2009/07/29	2009/07/31
62751	UBS AG - HSI R Bull CBBC Jul 2009 H	2009/07/29	2009/07/31
62752	UBS AG - HSI R Bull CBBC Jul 2009 I	2009/07/29	2009/07/31
62753	UBS AG - HSI R Bull CBBC Jul 2009 J	2009/07/29	2009/07/31
62826	UBS AG - HSI R Bull CBBC Jul 2009 K	2009/07/29	2009/07/31
62754	UBS AG - HSI R Bull CBBC Jul 2009 L	2009/07/29	2009/07/31
60128	UBS AG - HSI R Bull CBBC Jul 2009 O	2009/07/29	2009/07/31
60129	UBS AG - HSI R Bull CBBC Jul 2009 P	2009/07/29	2009/07/31
60130	UBS AG - HSI R Bull CBBC Jul 2009 Q	2009/07/29	2009/07/31
62827	UBS AG - HSI R Bull CBBC Jul 2009 R	2009/07/29	2009/07/31
32311	UBS AG - HSI R Bull CBBC Jul 2009 Y	2009/07/29	2009/07/31
32312	UBS AG - HSI R Bull CBBC Jul 2009 Z	2009/07/29	2009/07/31
65619	BOCI Asia Ltd. - HSI R Bear CBBC Nov 2009 C	2009/07/30	2009/07/31
65631	KBC Fin Products Int'l Ltd. - HSI R Bear CBBC Feb 2010 N	2009/07/30	2009/07/31
65630	KBC Fin Products Int'l Ltd. - HSI R Bear CBBC Jan 2010 A	2009/07/30	2009/07/31
65634	UBS AG - China Life R Bull CBBC Feb 2010 B	2009/07/30	2009/07/31
65624	UBS AG - HSI R Bear CBBC Feb 2010 N	2009/07/30	2009/07/31
65636	UBS AG - HSI R Bear CBBC Feb 2010 R	2009/07/30	2009/07/31
61117	BNP Paribas Arbit Issu B.V. - CC Bank R Bear CBBC Aug 2009 B	2009/07/31	2009/08/04
64821	CC Rabobank B.A. - HSI R Bear CBBC Dec 2009 X	2009/07/31	2009/08/03
61943	Deutsche Bank AG - A50 China R Bull CBBC Aug 2009 A	2009/07/31	2009/08/04
62427	Deutsche Bank AG - A50 China R Bull CBBC Aug 2009 E	2009/07/31	2009/08/04
62755	Deutsche Bank AG - CC Bank R Bull CBBC Aug 2009 E	2009/07/31	2009/08/04
61941	Deutsche Bank AG - China Life R Bull CBBC Aug 2009 B	2009/07/31	2009/08/04
60899	Deutsche Bank AG - China Life R Bull CBBC Aug 2009 G	2009/07/31	2009/08/04
62423	Deutsche Bank AG - China Life R Bull CBBC Aug 2009 K	2009/07/31	2009/08/04
62470	Deutsche Bank AG - China Mobile R Bull CBBC Aug 2009 B	2009/07/31	2009/08/04
62505	Deutsche Bank AG - HKEx R Bull CBBC Aug 2009 A	2009/07/31	2009/08/04
62601	Deutsche Bank AG - HKEx R Bull CBBC Aug 2009 B	2009/07/31	2009/08/04
62644	Deutsche Bank AG - HKEx R Bull CBBC Aug 2009 C	2009/07/31	2009/08/04

## List of expired CBBC, 2009 (continued)

Code	CBBC	Last trading date	Delisted date
62894	Deutsche Bank AG - HKEx R Bull CBBC Aug 2009 E	2009/07/31	2009/08/04
62984	Deutsche Bank AG - HKEx R Bull CBBC Aug 2009 F	2009/07/31	2009/08/04
65255	Deutsche Bank AG - HSBC R Bear CBBC Jan 2010 A	2009/07/31	2009/08/03
64094	Deutsche Bank AG - HSI R Bear CBBC Feb 2010 J	2009/07/31	2009/08/03
64256	Deutsche Bank AG - HSI R Bear CBBC Feb 2010 P	2009/07/31	2009/08/03
60864	Deutsche Bank AG - ICBC R Bear CBBC Aug 2009 B	2009/07/31	2009/08/04
60860	Deutsche Bank AG - ICBC R Bull CBBC Aug 2009 A	2009/07/31	2009/08/04
61825	Deutsche Bank AG - ICBC R Bull CBBC Aug 2009 C	2009/07/31	2009/08/04
61942	Deutsche Bank AG - ICBC R Bull CBBC Aug 2009 D	2009/07/31	2009/08/04
61915	KBC Fin Products Int'l Ltd. - A50 China R Bull CBBC Aug 09 A	2009/07/31	2009/08/04
61526	KBC Fin Products Int'l Ltd. - BOCL R Bull CBBC Aug 2009 A	2009/07/31	2009/08/04
61396	KBC Fin Products Int'l Ltd. - Ch Mobile R Bear CBBC Aug2009A	2009/07/31	2009/08/04
62014	KBC Fin Products Int'l Ltd. - China Life R Bull CBBC Aug 09C	2009/07/31	2009/08/04
61406	KBC Fin Products Int'l Ltd. - CNOOC R Bull CBBC Aug 2009 A	2009/07/31	2009/08/04
62882	KBC Fin Products Int'l Ltd. - CP&CC R Bull CBBC Aug 2009 B	2009/07/31	2009/08/04
62376	KBC Fin Products Int'l Ltd. - HKEx R Bull CBBC Aug 2009 C	2009/07/31	2009/08/04
62697	KBC Fin Products Int'l Ltd. - HKEx R Bull CBBC Aug 2009 D	2009/07/31	2009/08/04
64156	KBC Fin Products Int'l Ltd. - HSBC R Bear CBBC Nov 2009 E	2009/07/31	2009/08/03
65706	KBC Fin Products Int'l Ltd. - HSI R Bear CBBC Jan 2010 B	2009/07/31	2009/08/03
64044	KBC Fin Products Int'l Ltd. - HSI R Bear CBBC Mar 2010 A	2009/07/31	2009/08/03
64497	SGA Societe Generale Acceptance N.V. -HSI R Bear CBBC Dec09D	2009/07/31	2009/08/03
64655	SGA Societe Generale Acceptance N.V.-HKEx R Bear CBBC Jan10G	2009/07/31	2009/08/03
61388	SGA Societe Generale Acceptance N.V.-HSBC R Bear CBBC Aug09A	2009/07/31	2009/08/03
64663	SGA Societe Generale Acceptance N.V.-HSBC R Bear CBBC Jan10C	2009/07/31	2009/08/03
64697	UBS AG - HS Bank R Bear CBBC Dec 2009 G	2009/07/31	2009/08/03
65434	UBS AG - HSI R Bear CBBC Feb 2010 Z	2009/07/31	2009/08/03
65697	UBS AG - HSI R Bear CBBC Jan 2010 Y	2009/07/31	2009/08/03
64395	UBS AG - SHK Ppt R Bear CBBC Feb 2010 C	2009/07/31	2009/08/03
65670	ABN AMRO Bank N.V. - HSI R Bear CBBC Nov 2009 O	2009/08/03	2009/08/04
64544	BNP Paribas Arbit Issu B.V. - HSI R Bear CBBC Dec 2009 T	2009/08/03	2009/08/04
65160	CC Rabobank B.A. - A50 China R Bear CBBC Feb 2010 H	2009/08/03	2009/08/04
64520	CC Rabobank B.A. - HSI R Bear CBBC Mar 2010 Q	2009/08/03	2009/08/04
65704	Credit Suisse - HSI R Bear CBBC Dec 2010 C	2009/08/03	2009/08/04
65760	Deutsche Bank AG - China Life R Bull CBBC Dec 2009 K	2009/08/03	2009/08/04
65450	Deutsche Bank AG - HSI R Bear CBBC Apr 2010 D	2009/08/03	2009/08/04
64531	Deutsche Bank AG - HSI R Bear CBBC Mar 2010 E	2009/08/03	2009/08/04
64591	Goldman Sachs SP (Asia) - HSI R Bear CBBC Feb 2010 L	2009/08/03	2009/08/04
64437	HK Bank - HSI R Bear CBBC Jan 2010 E	2009/08/03	2009/08/04
65490	KBC Fin Products Int'l Ltd. - HSI R Bear CBBC Dec 2009 Q	2009/08/03	2009/08/04
64542	KBC Fin Products Int'l Ltd. - SHK Ppt R Bear CBBC Jan 2010 A	2009/08/03	2009/08/04
65620	Merrill Lynch Int'l & Co. C.V. - HSI R Bear CBBC Feb 2010 D	2009/08/03	2009/08/04
64498	SGA Societe Generale Acceptance N.V. -HSI R Bear CBBC Dec09G	2009/08/03	2009/08/04
64507	SGA Societe Generale Acceptance N.V.-TCH R Bear CBBC Feb10A	2009/08/03	2009/08/04
64003	UBS AG - HSI R Bear CBBC Apr 2010 A	2009/08/03	2009/08/04
65732	UBS AG - HSI R Bear CBBC Dec 2009 O	2009/08/03	2009/08/04
65435	UBS AG - HSI R Bear CBBC Feb 2010 A	2009/08/03	2009/08/04
65733	UBS AG - HSI R Bear CBBC Feb 2010 H	2009/08/03	2009/08/04
64784	UBS AG - HSI R Bear CBBC Jan 2010 X	2009/08/03	2009/08/04
62196	UBS AG - HSI R Bear CBBC Mar 2010 U	2009/08/03	2009/08/04
62957	UBS AG - HSI R Bull CBBC Dec 2009 A	2009/08/03	2009/08/04
63110	UBS AG - HSI R Bull CBBC Dec 2009 C	2009/08/03	2009/08/04
63664	UBS AG - HSI R Bull CBBC Dec 2009 E	2009/08/03	2009/08/04
63152	UBS AG - HSI R Bull CBBC Dec 2009 G	2009/08/03	2009/08/04
63154	UBS AG - HSI R Bull CBBC Dec 2009 I	2009/08/03	2009/08/04
63211	UBS AG - HSI R Bull CBBC Dec 2009 J	2009/08/03	2009/08/04
63613	UBS AG - HSI R Bull CBBC Dec 2009 X	2009/08/03	2009/08/04
61659	UBS AG - HSI R Bull CBBC Nov 2009 B	2009/08/03	2009/08/04
61660	UBS AG - HSI R Bull CBBC Nov 2009 C	2009/08/03	2009/08/04
62680	UBS AG - HSI R Bull CBBC Nov 2009 E	2009/08/03	2009/08/04
62681	UBS AG - HSI R Bull CBBC Nov 2009 F	2009/08/03	2009/08/04
63088	UBS AG - HSI R Bull CBBC Nov 2009 G	2009/08/03	2009/08/04
62628	UBS AG - HSI R Bull CBBC Nov 2009 M	2009/08/03	2009/08/04
62510	UBS AG - HSI R Bull CBBC Nov 2009 N	2009/08/03	2009/08/04
62775	UBS AG - HSI R Bull CBBC Nov 2009 O	2009/08/03	2009/08/04
62590	UBS AG - HSI R Bull CBBC Nov 2009 Q	2009/08/03	2009/08/04
62776	UBS AG - HSI R Bull CBBC Nov 2009 R	2009/08/03	2009/08/04
62873	UBS AG - HSI R Bull CBBC Nov 2009 S	2009/08/03	2009/08/04
62777	UBS AG - HSI R Bull CBBC Nov 2009 T	2009/08/03	2009/08/04
63089	UBS AG - HSI R Bull CBBC Nov 2009 W	2009/08/03	2009/08/04
62956	UBS AG - HSI R Bull CBBC Nov 2009 X	2009/08/03	2009/08/04
62872	UBS AG - HSI R Bull CBBC Nov 2009 Y	2009/08/03	2009/08/04
62511	UBS AG - HSI R Bull CBBC Nov 2009 Z	2009/08/03	2009/08/04
65719	UBS AG - Jiangxi Copper R Bear CBBC Feb 2010 D	2009/08/03	2009/08/04
65695	UBS AG - Shimao R Bear CBBC Jan 2010 C	2009/08/03	2009/08/04
65834	ABN AMRO Bank N.V. - A50 China R Bull CBBC Jan 2010 Q	2009/08/04	2009/08/05
64570	ABN AMRO Bank N.V. - HSBC R Bear CBBC Oct 2009 A	2009/08/04	2009/08/05
64432	ABN AMRO Bank N.V. - HSI R Bear CBBC Dec 2009 E	2009/08/04	2009/08/05
60651	BNP Paribas Arbit Issu B.V. - HSBC R Bear CBBC Oct 2009 A	2009/08/04	2009/08/05
64526	BNP Paribas Arbit Issu B.V. - HSI R Bear CBBC Dec 2009 B	2009/08/04	2009/08/05
65520	CC Rabobank B.A. - HSI R Bear CBBC Feb 2010 A	2009/08/04	2009/08/05
64521	CC Rabobank B.A. - HSI R Bear CBBC Mar 2010 R	2009/08/04	2009/08/05
64275	Deutsche Bank AG - HSBC R Bear CBBC Nov 2009 B	2009/08/04	2009/08/05
65451	Deutsche Bank AG - HSI R Bear CBBC Apr 2010 E	2009/08/04	2009/08/05
64637	Deutsche Bank AG - HSI R Bear CBBC Dec 2009 Z	2009/08/04	2009/08/05
64093	Deutsche Bank AG - HSI R Bear CBBC Feb 2010 I	2009/08/04	2009/08/05
64532	Deutsche Bank AG - HSI R Bear CBBC Mar 2010 F	2009/08/04	2009/08/05
65509	Goldman Sachs SP (Asia) - HSI R Bear CBBC Feb 2010 O	2009/08/04	2009/08/05

## List of expired CBBC, 2009 (continued)

Code	CBBC	Last trading date	Delisted date
64157	KBC Fin Products Int'l Ltd. - HSBC R Bear CBBC Dec 2009 E	2009/08/04	2009/08/05
65794	KBC Fin Products Int'l Ltd. - HSI R Bear CBBC Feb 2010 P	2009/08/04	2009/08/05
65798	KBC Fin Products Int'l Ltd. - HSI R Bear CBBC Feb 2010 Q	2009/08/04	2009/08/05
64146	KBC Fin Products Int'l Ltd. - HSI R Bear CBBC Jan 2010 F	2009/08/04	2009/08/05
65492	KBC Fin Products Int'l Ltd. - HSI R Bear CBBC Jan 2010 V	2009/08/04	2009/08/05
64045	KBC Fin Products Int'l Ltd. - HSI R Bear CBBC Mar 2010 B	2009/08/04	2009/08/05
65585	Macquarie Bank Ltd. - HSI R Bear CBBC Jan 2010 A	2009/08/04	2009/08/05
64708	SGA Societe Generale Acceptance N.V. -HSI R Bear CBBC Jan10K	2009/08/04	2009/08/05
65575	SGA Societe Generale Acceptance N.V. -HSI R Bear CBBC Mar10A	2009/08/04	2009/08/05
64664	SGA Societe Generale Acceptance N.V.-HSBC R Bear CBBC Jan10D	2009/08/04	2009/08/05
64706	SGA Societe Generale Acceptance N.V.-CCoal R Bear CBBC Jan10C	2009/08/04	2009/08/05
65579	SGA Societe Generale Acceptance N.V.-CLife R Bear CBBC Jan10H	2009/08/04	2009/08/05
65066	SGA Societe Generale Acceptance N.V.-CNOOC R Bear CBBC Jan10A	2009/08/04	2009/08/05
64100	SGA Societe Generale Acceptance NV-CHALCO R Bear CBBC Jan10B	2009/08/04	2009/08/05
64775	UBS AG - A50 China R Bear CBBC Jan 2010 D	2009/08/04	2009/08/05
65823	UBS AG - A50 China R Bull CBBC Feb 2010 D	2009/08/04	2009/08/05
65820	UBS AG - China Life R Bull CBBC Feb 2010 D	2009/08/04	2009/08/05
65822	UBS AG - HKEx R Bull CBBC Feb 2010 G	2009/08/04	2009/08/05
65203	UBS AG - HSBC R Bear CBBC Dec 2009 N	2009/08/04	2009/08/05
64884	UBS AG - HSBC R Bear CBBC Dec 2010 B	2009/08/04	2009/08/05
64306	UBS AG - HSBC R Bear CBBC Jan 2010 B	2009/08/04	2009/08/05
63984	UBS AG - HSCEI R Bear CBBC Mar 2010 R	2009/08/04	2009/08/05
64106	UBS AG - HSI R Bear CBBC Apr 2010 H	2009/08/04	2009/08/05
64397	UBS AG - HSI R Bear CBBC Apr 2010 J	2009/08/04	2009/08/05
65797	UBS AG - HSI R Bear CBBC Dec 2009 Q	2009/08/04	2009/08/05
65436	UBS AG - HSI R Bear CBBC Feb 2010 E	2009/08/04	2009/08/05
61901	UBS AG - HSI R Bear CBBC Mar 2010 E	2009/08/04	2009/08/05
65800	UBS AG - HSI R Bear CBBC Mar 2010 L	2009/08/04	2009/08/05
65833	ABN AMRO Bank N.V. - A50 China R Bull CBBC Jan 2010 P	2009/08/05	2009/08/06
65886	ABN AMRO Bank N.V. - HSI R Bear CBBC Dec 2009 J	2009/08/05	2009/08/06
65761	Deutsche Bank AG - A50 China R Bull CBBC Jan 2010 F	2009/08/05	2009/08/06
65876	Deutsche Bank AG - HSI R Bear CBBC Feb 2010 G	2009/08/05	2009/08/06
65877	Deutsche Bank AG - HSI R Bear CBBC Feb 2010 L	2009/08/05	2009/08/06
65887	Deutsche Bank AG - HSI R Bear CBBC Feb 2010 Q	2009/08/05	2009/08/06
65840	Deutsche Bank AG - HSI R Bull CBBC Jan 2010 I	2009/08/05	2009/08/06
65889	Goldman Sachs SP (Asia) - HSI R Bear CBBC Mar 2010 A	2009/08/05	2009/08/06
65890	Goldman Sachs SP (Asia) - HSI R Bear CBBC Mar 2010 B	2009/08/05	2009/08/06
65882	KBC Fin Products Int'l Ltd. - HSI R Bear CBBC Jan 2010 J	2009/08/05	2009/08/06
65848	KBC Fin Products Int'l Ltd. - HSI R Bull CBBC Dec 2009 W	2009/08/05	2009/08/06
65130	SGA Societe Generale Acceptance N.V.-CShen R Bear CBBC Jan10C	2009/08/05	2009/08/06
65390	UBS AG - China Shenhua R Bear CBBC Feb 2010 B	2009/08/05	2009/08/06
65883	UBS AG - HSI R Bear CBBC Feb 2010 X	2009/08/05	2009/08/06
65884	UBS AG - HSI R Bear CBBC Mar 2010 R	2009/08/05	2009/08/06
65826	UBS AG - HSI R Bull CBBC Feb 2010 G	2009/08/05	2009/08/06
65875	UBS AG - HSI R Bull CBBC Feb 2010 O	2009/08/05	2009/08/06
65748	UBS AG - Sinopec Corp R Bull CBBC Feb 2010 D	2009/08/05	2009/08/06
62437	ABN AMRO Bank N.V. - A50 China R Bull CBBC Aug 2009 D	2009/08/06	2009/08/10
65768	ABN AMRO Bank N.V. - A50 China R Bull CBBC Jan 2010 J	2009/08/06	2009/08/07
65769	ABN AMRO Bank N.V. - A50 China R Bull CBBC Jan 2010 K	2009/08/06	2009/08/07
64243	ABN AMRO Bank N.V. - China Mobile R Bear CBBC Dec 2009 B	2009/08/06	2009/08/07
65897	Deutsche Bank AG - HSI R Bear CBBC Jan 2010 O	2009/08/06	2009/08/07
65898	Deutsche Bank AG - HSI R Bear CBBC Jan 2010 Q	2009/08/06	2009/08/07
65816	Goldman Sachs SP (Asia) - HSI R Bull CBBC Feb 2010 W	2009/08/06	2009/08/07
65849	KBC Fin Products Int'l Ltd. - HSI R Bull CBBC Jan 2010 E	2009/08/06	2009/08/07
64944	SGA Societe Generale Acceptance N.V.-CMob R Bear CBBC Jan10D	2009/08/06	2009/08/07
65755	UBS AG - A50 China R Bull CBBC Feb 2010 C	2009/08/06	2009/08/07
65747	UBS AG - CC Bank R Bull CBBC Feb 2010 C	2009/08/06	2009/08/07
65803	UBS AG - CCHC R Bull CBBC Mar 2010 C	2009/08/06	2009/08/07
61878	UBS AG - China Mobile R Bear CBBC Dec 2009 A	2009/08/06	2009/08/07
65821	UBS AG - China Mobile R Bull CBBC Feb 2010 B	2009/08/06	2009/08/07
65184	UBS AG - China Tel R Bear CBBC Feb 2010 B	2009/08/06	2009/08/07
65399	UBS AG - CUni R Bear CBBC Feb 2010 B	2009/08/06	2009/08/07
65874	UBS AG - HSCEI R Bull CBBC Feb 2010 I	2009/08/06	2009/08/07
65900	UBS AG - HSI R Bear CBBC Feb 2010 Y	2009/08/06	2009/08/07
65688	UBS AG - R&F R Bull CBBC Jan 2010 B	2009/08/06	2009/08/07
65765	ABN AMRO Bank N.V. - A50 China R Bull CBBC Jan 2010 I	2009/08/07	2009/08/10
65835	ABN AMRO Bank N.V. - HSCEI R Bull CBBC Dec 2009 J	2009/08/07	2009/08/10
31984	BNP Paribas Arbit Issu B.V. - Ch Mob R Bear CBBC Oct 2009 B	2009/08/07	2009/08/10
62895	Deutsche Bank AG - A50 China R Bull CBBC Aug 2009 F	2009/08/07	2009/08/11
62896	Deutsche Bank AG - A50 China R Bull CBBC Aug 2009 G	2009/08/07	2009/08/11
60683	Deutsche Bank AG - China Life R Bull CBBC Aug 2009 A	2009/08/07	2009/08/11
60703	Deutsche Bank AG - China Life R Bull CBBC Aug 2009 C	2009/08/07	2009/08/11
60739	Deutsche Bank AG - China Life R Bull CBBC Aug 2009 E	2009/08/07	2009/08/11
65951	Deutsche Bank AG - HSI R Bear CBBC Dec 2009 Y	2009/08/07	2009/08/10
65920	Deutsche Bank AG - HSI R Bull CBBC Feb 2010 W	2009/08/07	2009/08/10
62985	Deutsche Bank AG - ICBC R Bull CBBC Aug 2009 G	2009/08/07	2009/08/11
61858	Deutsche Bank AG - Petrochina R Bull CBBC Aug 2009 A	2009/08/07	2009/08/11
62623	Deutsche Bank AG - Petrochina R Bull CBBC Aug 2009 C	2009/08/07	2009/08/11
62897	Deutsche Bank AG - Petrochina R Bull CBBC Aug 2009 D	2009/08/07	2009/08/11
62986	Deutsche Bank AG - Petrochina R Bull CBBC Aug 2009 E	2009/08/07	2009/08/11
63119	Deutsche Bank AG - Petrochina R Bull CBBC Aug 2009 G	2009/08/07	2009/08/11
63121	Deutsche Bank AG - Sinopec Corp R Bear CBBC Aug 2009 I	2009/08/07	2009/08/11
62893	Deutsche Bank AG - Sinopec Corp R Bull CBBC Aug 2009 F	2009/08/07	2009/08/11
62981	Deutsche Bank AG - Sinopec Corp R Bull CBBC Aug 2009 G	2009/08/07	2009/08/11
63075	Deutsche Bank AG - Sinopec Corp R Bull CBBC Aug 2009 H	2009/08/07	2009/08/11
61810	KBC Fin Products Int'l Ltd. - Ch Mobile R Bull CBBC Aug 09 B	2009/08/07	2009/08/11
65917	KBC Fin Products Int'l Ltd. - HSI R Bear CBBC Mar 2010 L	2009/08/07	2009/08/10



## List of expired CBBC, 2009 (continued)

Code	CBBC	Last trading date	Delisted date
65908	SGA Societe Generale Acceptance N.V. -HSI R Bear CBBC Mar10V	2009/08/07	2009/08/10
65909	SGA Societe Generale Acceptance N.V. -HSI R Bear CBBC Mar10W	2009/08/07	2009/08/10
65910	SGA Societe Generale Acceptance N.V. -HSI R Bear CBBC Mar10X	2009/08/07	2009/08/10
65911	SGA Societe Generale Acceptance N.V. -HSI R Bear CBBC Mar10Y	2009/08/07	2009/08/10
64834	SGA Societe Generale Acceptance N.V.-CMob R Bear CBBC Jan10X	2009/08/07	2009/08/10
65938	UBS AG - BankComm R Bull CBBC Jan 2010 B	2009/08/07	2009/08/10
65943	UBS AG - HSI R Bear CBBC Feb 2010 Z	2009/08/07	2009/08/10
65915	UBS AG - HSI R Bear CBBC Jan 2010 Y	2009/08/07	2009/08/10
65937	UBS AG - HSI R Bull CBBC Feb 2010 R	2009/08/07	2009/08/10
65805	UBS AG - Jiangxi Copper R Bull CBBC Mar 2010 D	2009/08/07	2009/08/10
65689	UBS AG - R&F R Bull CBBC Jan 2010 A	2009/08/07	2009/08/10
65692	UBS AG - Shimao R Bull CBBC Jan 2010 B	2009/08/07	2009/08/10
65942	UBS AG - SHK Ppt R Bull CBBC Feb 2010 M	2009/08/07	2009/08/10
65764	ABN AMRO Bank N.V. - A50 China R Bull CBBC Jan 2010 H	2009/08/10	2009/08/11
65978	ABN AMRO Bank N.V. - A50 China R Bull CBBC Jan 2010 U	2009/08/10	2009/08/11
66015	Credit Suisse - A50 China R Bull CBBC Jan 2010 B	2009/08/10	2009/08/11
66016	Credit Suisse - A50 China R Bull CBBC Jan 2010 C	2009/08/10	2009/08/11
66023	Credit Suisse - China Mobile R Bear CBBC Jan 2010 D	2009/08/10	2009/08/11
66011	Credit Suisse - HSBC R Bear CBBC Jan 2010 D	2009/08/10	2009/08/11
65930	Credit Suisse - HSI R Bear CBBC Dec 2009 I	2009/08/10	2009/08/11
65256	Deutsche Bank AG - HSBC R Bear CBBC Jan 2010 B	2009/08/10	2009/08/11
64158	KBC Fin Products Int'l Ltd. - HSBC R Bear CBBC Jan 2010 A	2009/08/10	2009/08/11
65974	KBC Fin Products Int'l Ltd. - HSI R Bear CBBC Dec 2009 Z	2009/08/10	2009/08/11
65982	KBC Fin Products Int'l Ltd. - HSI R Bull CBBC Jan 2010 D	2009/08/10	2009/08/11
65870	SGA Societe Generale Acceptance N.V. -A50 R Bull CBBC Jan10S	2009/08/10	2009/08/11
65964	SGA Societe Generale Acceptance N.V.-ICBC R Bull CBBC Jan10E	2009/08/10	2009/08/11
65467	UBS AG - A50 China R Bull CBBC Feb 2010 A	2009/08/10	2009/08/11
66002	UBS AG - China Life R Bull CBBC Feb 2010 E	2009/08/10	2009/08/11
61881	UBS AG - China Mobile R Bear CBBC Dec 2009 B	2009/08/10	2009/08/11
66001	UBS AG - Jiangxi Copper R Bull CBBC Mar 2010 G	2009/08/10	2009/08/11
61975	ABN AMRO Bank N.V. - A50 China R Bull CBBC Aug 2009 A	2009/08/11	2009/08/13
61976	ABN AMRO Bank N.V. - CC Bank R Bull CBBC Aug 2009 A	2009/08/11	2009/08/13
66079	ABN AMRO Bank N.V. - HSI R Bear CBBC Dec 2009 P	2009/08/11	2009/08/12
66042	CC Rabobank B.A. - HSI R Bull CBBC Mar 2010 A	2009/08/11	2009/08/12
66030	Credit Suisse - HKEx R Bear CBBC Jan 2010 E	2009/08/11	2009/08/12
66031	Credit Suisse - HKEx R Bear CBBC Jan 2010 F	2009/08/11	2009/08/12
66055	Credit Suisse - HSI R Bull CBBC Dec 2009 R	2009/08/11	2009/08/12
64056	Deutsche Bank AG - HKEx R Bear CBBC Oct 2009 P	2009/08/11	2009/08/12
66058	Deutsche Bank AG - HSI R Bear CBBC Feb 2010 M	2009/08/11	2009/08/12
62098	HK Bank - A50 R Bull CBBC Aug 2009 A	2009/08/11	2009/08/13
62928	HK Bank - A50 R Bull CBBC Aug 2009 D	2009/08/11	2009/08/13
62883	KBC Fin Products Int'l Ltd. - CP&CC R Bull CBBC Aug 2009 C	2009/08/11	2009/08/13
64153	KBC Fin Products Int'l Ltd. - HKEx R Bear CBBC Nov 2009 F	2009/08/11	2009/08/12
66037	KBC Fin Products Int'l Ltd. - HSI R Bear CBBC Mar 2010 M	2009/08/11	2009/08/12
66052	UBS AG - A50 China R Bull CBBC Jan 2010 L	2009/08/11	2009/08/12
64108	UBS AG - HKEx R Bear CBBC Jan 2010 E	2009/08/11	2009/08/12
66050	UBS AG - HSBC R Bear CBBC Jan 2010 E	2009/08/11	2009/08/12
66071	UBS AG - HSI R Bear CBBC Nov 2009 T	2009/08/11	2009/08/12
66060	UBS AG - HSI R Bull CBBC Nov 2009 S	2009/08/11	2009/08/12
65623	ABN AMRO Bank N.V. - A50 China R Bull CBBC Jan 2010 G	2009/08/12	2009/08/13
66115	ABN AMRO Bank N.V. - HSI R Bear CBBC Dec 2009 Z	2009/08/12	2009/08/13
65979	ABN AMRO Bank N.V. - HSI R Bull CBBC Jan 2010 Q	2009/08/12	2009/08/13
66034	BNP Paribas Arbit Issu B.V. - HSI R Bull CBBC Feb 2010 E	2009/08/12	2009/08/13
66014	Credit Suisse - A50 China R Bull CBBC Jan 2010 A	2009/08/12	2009/08/13
66054	Credit Suisse - HSI R Bull CBBC Dec 2009 Q	2009/08/12	2009/08/13
65535	Deutsche Bank AG - A50 China R Bull CBBC Jan 2010 E	2009/08/12	2009/08/13
65973	Deutsche Bank AG - HSI R Bull CBBC Feb 2010 X	2009/08/12	2009/08/13
66006	Goldman Sachs SP (Asia) - HSI R Bull CBBC Mar 2010 C	2009/08/12	2009/08/13
65796	HK Bank - A50 R Bull CBBC Mar 2010 C	2009/08/12	2009/08/13
65546	KBC Fin Products Int'l Ltd. - A50 China R Bull CBBC Jan 10D	2009/08/12	2009/08/13
66108	KBC Fin Products Int'l Ltd. - HSI R Bear CBBC Jan 2010 O	2009/08/12	2009/08/13
66104	KBC Fin Products Int'l Ltd. - HSI R Bull CBBC Jan 2010 L	2009/08/12	2009/08/13
66107	UBS AG - China Mobile R Bear CBBC Feb 2010 C	2009/08/12	2009/08/13
66114	UBS AG - HSI R Bear CBBC Dec 2009 I	2009/08/12	2009/08/13
66099	UBS AG - HSI R Bull CBBC Apr 2010 D	2009/08/12	2009/08/13
66101	UBS AG - HSI R Bull CBBC Dec 2009 E	2009/08/12	2009/08/13
65988	UBS AG - HSI R Bull CBBC Nov 2009 C	2009/08/12	2009/08/13
66100	UBS AG - HSI R Bull CBBC Nov 2009 Y	2009/08/12	2009/08/13
65750	UBS AG - Petrochina R Bull CBBC Feb 2010 C	2009/08/12	2009/08/13
65622	ABN AMRO Bank N.V. - A50 China R Bull CBBC Jan 2010 F	2009/08/13	2009/08/14
66116	Deutsche Bank AG - HSI R Bear CBBC Jan 2010 X	2009/08/13	2009/08/14
66125	Deutsche Bank AG - HSI R Bull CBBC Mar 2010 V	2009/08/13	2009/08/14
66118	Goldman Sachs SP (Asia) - HSI R Bear CBBC Apr 2010 D	2009/08/13	2009/08/14
62694	KBC Fin Products Int'l Ltd. - China Life R Bull CBBC Aug 09F	2009/08/13	2009/08/17
65869	SGA Societe Generale Acceptance N.V. -A50 R Bull CBBC Jan10R	2009/08/13	2009/08/14
66121	UBS AG - A50 China R Bull CBBC Jan 2010 M	2009/08/13	2009/08/14
66061	UBS AG - CHALCO R Bull CBBC Feb 2010 F	2009/08/13	2009/08/14
66129	UBS AG - HSBC R Bull CBBC Feb 2010 G	2009/08/13	2009/08/14
66123	UBS AG - HSI R Bear CBBC Apr 2010 Z	2009/08/13	2009/08/14
66092	UBS AG - HSI R Bear CBBC Feb 2010 E	2009/08/13	2009/08/14
66091	UBS AG - HSI R Bear CBBC Nov 2009 X	2009/08/13	2009/08/14
66122	UBS AG - HSI R Bear CBBC Nov 2009 Z	2009/08/13	2009/08/14
66130	UBS AG - HSI R Bull CBBC Dec 2009 J	2009/08/13	2009/08/14
66207	ABN AMRO Bank N.V. - HSCEI R Bear CBBC Dec 2009 M	2009/08/14	2009/08/17
66206	ABN AMRO Bank N.V. - HSI R Bear CBBC Jan 2010 V	2009/08/14	2009/08/17
66139	ABN AMRO Bank N.V. - HSI R Bull CBBC Jan 2010 S	2009/08/14	2009/08/17
62597	Deutsche Bank AG - China Life R Bull CBBC Aug 2009 P	2009/08/14	2009/08/18

## List of expired CBBC, 2009 (continued)

Code	CBBC	Last trading date	Delisted date
62620	Deutsche Bank AG - CNOOC R Bull CBBC Aug 2009 D	2009/08/14	2009/08/18
62843	Deutsche Bank AG - CNOOC R Bull CBBC Aug 2009 E	2009/08/14	2009/08/18
66183	Deutsche Bank AG - HSI R Bear CBBC Dec 2009 F	2009/08/14	2009/08/17
66117	Deutsche Bank AG - HSI R Bear CBBC Feb 2010 N	2009/08/14	2009/08/17
66199	Deutsche Bank AG - HSI R Bear CBBC Jan 2010 I	2009/08/14	2009/08/17
66200	Deutsche Bank AG - HSI R Bear CBBC Jan 2010 O	2009/08/14	2009/08/17
66119	Goldman Sachs SP (Asia) - HSI R Bear CBBC Apr 2010 E	2009/08/14	2009/08/17
66194	Goldman Sachs SP (Asia) - HSI R Bear CBBC Apr 2010 G	2009/08/14	2009/08/17
66187	KBC Fin Products Int'l Ltd. - HSI R Bear CBBC Dec 2009 F	2009/08/14	2009/08/17
66173	SGA Societe Generale Acceptance N.V. -HSI R Bull CBBC Apr10J	2009/08/14	2009/08/17
61304	UBS AG - BankComm R Bull CBBC Aug 2009 A	2009/08/14	2009/08/18
61613	UBS AG - CC Bank R Bull CBBC Aug 2009 A	2009/08/14	2009/08/18
66188	UBS AG - China Mobile R Bull CBBC Jan 2010 I	2009/08/14	2009/08/17
61616	UBS AG - CNOOC R Bull CBBC Aug 2009 A	2009/08/14	2009/08/18
66198	UBS AG - HKEx R Bear CBBC Jan 2010 N	2009/08/14	2009/08/17
66093	UBS AG - HSI R Bear CBBC Apr 2010 A	2009/08/14	2009/08/17
66134	UBS AG - HSI R Bear CBBC Dec 2009 O	2009/08/14	2009/08/17
66196	UBS AG - HSI R Bear CBBC Feb 2010 G	2009/08/14	2009/08/17
66195	UBS AG - HSI R Bear CBBC Jan 2010 X	2009/08/14	2009/08/17
63090	UBS AG - HSI R Bull CBBC Dec 2009 B	2009/08/14	2009/08/17
63113	UBS AG - HSI R Bull CBBC Dec 2009 F	2009/08/14	2009/08/17
63673	UBS AG - HSI R Bull CBBC Dec 2009 S	2009/08/14	2009/08/17
63702	UBS AG - HSI R Bull CBBC Dec 2009 V	2009/08/14	2009/08/17
63704	UBS AG - HSI R Bull CBBC Jan 2010 A	2009/08/14	2009/08/17
63706	UBS AG - HSI R Bull CBBC Jan 2010 C	2009/08/14	2009/08/17
63810	UBS AG - HSI R Bull CBBC Jan 2010 K	2009/08/14	2009/08/17
63811	UBS AG - HSI R Bull CBBC Jan 2010 L	2009/08/14	2009/08/17
63858	UBS AG - HSI R Bull CBBC Jan 2010 U	2009/08/14	2009/08/17
61661	UBS AG - HSI R Bull CBBC Nov 2009 D	2009/08/14	2009/08/17
63645	UBS AG - HSI R Bull CBBC Nov 2009 I	2009/08/14	2009/08/17
62774	UBS AG - HSI R Bull CBBC Nov 2009 L	2009/08/14	2009/08/17
62902	UBS AG - HSI R Bull CBBC Nov 2009 P	2009/08/14	2009/08/17
62871	UBS AG - HSI R Bull CBBC Nov 2009 U	2009/08/14	2009/08/17
62901	UBS AG - HSI R Bull CBBC Nov 2009 V	2009/08/14	2009/08/17
60120	UBS AG - HSI R Bull CBBC Sep 2009 D	2009/08/14	2009/08/17
60121	UBS AG - HSI R Bull CBBC Sep 2009 E	2009/08/14	2009/08/17
60122	UBS AG - HSI R Bull CBBC Sep 2009 F	2009/08/14	2009/08/17
60124	UBS AG - HSI R Bull CBBC Sep 2009 H	2009/08/14	2009/08/17
60126	UBS AG - HSI R Bull CBBC Sep 2009 J	2009/08/14	2009/08/17
65553	UBS AG - Ping An R Bull CBBC Feb 2010 B	2009/08/14	2009/08/17
61315	UBS AG - Sinopec Corp R Bull CBBC Aug 2009 A	2009/08/14	2009/08/18
61615	UBS AG - Sinopec Corp R Bull CBBC Aug 2009 I	2009/08/14	2009/08/18
65150	ABN AMRO Bank N.V. - A50 China R Bull CBBC Dec 2009 L	2009/08/17	2009/08/18
65513	ABN AMRO Bank N.V. - A50 China R Bull CBBC Jan 2010 A	2009/08/17	2009/08/18
65514	ABN AMRO Bank N.V. - A50 China R Bull CBBC Jan 2010 B	2009/08/17	2009/08/18
66135	ABN AMRO Bank N.V. - CCHC R Bull CBBC Jan 2010 A	2009/08/17	2009/08/18
65836	ABN AMRO Bank N.V. - HSI R Bull CBBC Dec 2009 R	2009/08/17	2009/08/18
66248	ABN AMRO Bank N.V. - HSI R Bull CBBC Jan 2010 W	2009/08/17	2009/08/18
66249	ABN AMRO Bank N.V. - HSI R Bull CBBC Jan 2010 X	2009/08/17	2009/08/18
65851	BNP Paribas Arbit Issu B.V. - HSI R Bull CBBC Feb 2010 D	2009/08/17	2009/08/18
66145	BNP Paribas Arbit Issu B.V. - HSI R Bull CBBC Feb 2010 H	2009/08/17	2009/08/18
65155	CC Rabobank B.A. - A50 China R Bull CBBC Feb 2010 F	2009/08/17	2009/08/18
60698	CC Rabobank B.A. - China Mobile R Bull CBBC Aug 2009 A	2009/08/17	2009/08/19
66041	CC Rabobank B.A. - HSI R Bull CBBC Mar 2010 Z	2009/08/17	2009/08/18
66222	Credit Suisse - A50 China R Bull CBBC Jan 2010 H	2009/08/17	2009/08/18
66029	Credit Suisse - HKEx R Bull CBBC Jan 2010 D	2009/08/17	2009/08/18
66224	Credit Suisse - HSBC R Bull CBBC Jan 2010 H	2009/08/17	2009/08/18
66053	Credit Suisse - HSI R Bull CBBC Dec 2009 P	2009/08/17	2009/08/18
65759	Deutsche Bank AG - China Life R Bull CBBC Dec 2009 J	2009/08/17	2009/08/18
65740	Deutsche Bank AG - HSI R Bull CBBC Feb 2010 Y	2009/08/17	2009/08/18
65799	Deutsche Bank AG - HSI R Bull CBBC Jan 2010 E	2009/08/17	2009/08/18
66243	Deutsche Bank AG - HSI R Bull CBBC Mar 2010 W	2009/08/17	2009/08/18
66244	Deutsche Bank AG - HSI R Bull CBBC Mar 2010 X	2009/08/17	2009/08/18
66143	Goldman Sachs SP (Asia) - HSI R Bull CBBC Apr 2010 F	2009/08/17	2009/08/18
65817	Goldman Sachs SP (Asia) - HSI R Bull CBBC Mar 2010 Z	2009/08/17	2009/08/18
65795	HK Bank - A50 R Bull CBBC Mar 2010 B	2009/08/17	2009/08/18
62336	KBC Fin Products Int'l Ltd. - A50 China R Bull CBBC Aug 09 D	2009/08/17	2009/08/19
65126	KBC Fin Products Int'l Ltd. - A50 China R Bull CBBC Jan 10 A	2009/08/17	2009/08/18
65545	KBC Fin Products Int'l Ltd. - A50 China R Bull CBBC Jan 10 C	2009/08/17	2009/08/18
60823	KBC Fin Products Int'l Ltd. - CC Bank R Bull CBBC Aug 2009 A	2009/08/17	2009/08/19
66185	KBC Fin Products Int'l Ltd. - CCHC R Bull CBBC Feb 2010 A	2009/08/17	2009/08/18
66238	KBC Fin Products Int'l Ltd. - HSI R Bull CBBC Dec 2009 I	2009/08/17	2009/08/18
65751	KBC Fin Products Int'l Ltd. - HSI R Bull CBBC Dec 2009 X	2009/08/17	2009/08/18
66124	KBC Fin Products Int'l Ltd. - HSI R Bull CBBC Jan 2010 P	2009/08/17	2009/08/18
66239	KBC Fin Products Int'l Ltd. - HSI R Bull CBBC Jan 2010 Q	2009/08/17	2009/08/18
66174	Macquarie Bank Ltd. - HSI R Bull CBBC Dec 2009 K	2009/08/17	2009/08/18
65308	SGA Societe Generale Acceptance N.V. -A50 R Bull CBBC Jan10O	2009/08/17	2009/08/18
66170	SGA Societe Generale Acceptance N.V. -HSI R Bull CBBC Apr10G	2009/08/17	2009/08/18
66171	SGA Societe Generale Acceptance N.V. -HSI R Bull CBBC Apr10H	2009/08/17	2009/08/18
66172	SGA Societe Generale Acceptance N.V. -HSI R Bull CBBC Apr10I	2009/08/17	2009/08/18
65856	SGA Societe Generale Acceptance N.V. -HSI R Bull CBBC Mar10M	2009/08/17	2009/08/18
65857	SGA Societe Generale Acceptance N.V. -HSI R Bull CBBC Mar10N	2009/08/17	2009/08/18
65858	SGA Societe Generale Acceptance N.V. -HSI R Bull CBBC Mar10O	2009/08/17	2009/08/18
66154	SGA Societe Generale Acceptance N.V. -CTel R Bull CBBC Jan10D	2009/08/17	2009/08/18
66162	SGA Societe Generale Acceptance N.V. -CUni R Bull CBBC Jan10E	2009/08/17	2009/08/18
65723	SGA Societe Generale Acceptance N.V. -CLife R Bull CBBC Jan10M	2009/08/17	2009/08/18
66084	SGA Societe Generale Acceptance N.V. -CLife R Bull CBBC Jan10O	2009/08/17	2009/08/18



## List of expired CBBC, 2009 (continued)

Code	CBBC	Last trading date	Delisted date
66169	SGA Societe Generale Acceptance N.V.-PetCh R Bull CBBC Jan10I	2009/08/17	2009/08/18
65115	UBS AG - A50 China R Bull CBBC Jan 2010 F	2009/08/17	2009/08/18
65330	UBS AG - A50 China R Bull CBBC Jan 2010 K	2009/08/17	2009/08/18
65753	UBS AG - CCHC R Bull CBBC Mar 2010 B	2009/08/17	2009/08/18
65939	UBS AG - Cheung Kong R Bull CBBC Feb 2010 I	2009/08/17	2009/08/18
65940	UBS AG - China Coal R Bull CBBC Jan 2010 A	2009/08/17	2009/08/18
65589	UBS AG - China Life R Bull CBBC Jan 2010 I	2009/08/17	2009/08/18
66127	UBS AG - China Mobile R Bull CBBC Jan 2010 G	2009/08/17	2009/08/18
66128	UBS AG - China Tel R Bull CBBC Jan 2010 A	2009/08/17	2009/08/18
65819	UBS AG - CNOOC R Bull CBBC Feb 2010 E	2009/08/17	2009/08/18
66214	UBS AG - CUni R Bull CBBC Feb 2010 C	2009/08/17	2009/08/18
66051	UBS AG - HKEx R Bull CBBC Jan 2010 M	2009/08/17	2009/08/18
65914	UBS AG - HSCEI R Bull CBBC Feb 2010 K	2009/08/17	2009/08/18
65989	UBS AG - HSI R Bull CBBC Dec 2009 A	2009/08/17	2009/08/18
65746	UBS AG - HSI R Bull CBBC Dec 2009 T	2009/08/17	2009/08/18
66193	UBS AG - HSI R Bull CBBC Dec 2009 X	2009/08/17	2009/08/18
66225	UBS AG - HSI R Bull CBBC Feb 2010 O	2009/08/17	2009/08/18
65828	UBS AG - HSI R Bull CBBC Mar 2010 B	2009/08/17	2009/08/18
65827	UBS AG - HSI R Bull CBBC Mar 2010 K	2009/08/17	2009/08/18
65987	UBS AG - HSI R Bull CBBC Nov 2009 B	2009/08/17	2009/08/18
65127	ABN AMRO Bank N.V. - A50 China R Bull CBBC Dec 2009 K	2009/08/18	2009/08/19
66136	ABN AMRO Bank N.V. - China Tel R Bull CBBC Mar 2010 A	2009/08/18	2009/08/19
65770	ABN AMRO Bank N.V. - HSCEI R Bull CBBC Dec 2009 H	2009/08/18	2009/08/19
65850	BNP Paribas Arbit Issu B.V. - HSI R Bull CBBC Feb 2010 C	2009/08/18	2009/08/19
66252	CC Rabobank B.A. - HSI R Bull CBBC Mar 2010 K	2009/08/18	2009/08/19
66040	CC Rabobank B.A. - HSI R Bull CBBC Mar 2010 Y	2009/08/18	2009/08/19
66221	Credit Suisse - A50 China R Bull CBBC Jan 2010 G	2009/08/18	2009/08/19
66300	Credit Suisse - China Life R Bull CBBC Jan 2010 C	2009/08/18	2009/08/19
66277	Credit Suisse - HKEx R Bull CBBC Jan 2010 K	2009/08/18	2009/08/19
65929	Credit Suisse - HSI R Bull CBBC Dec 2009 H	2009/08/18	2009/08/19
65253	Deutsche Bank AG - A50 China R Bull CBBC Jan 2010 A	2009/08/18	2009/08/19
66295	Deutsche Bank AG - HKEx R Bull CBBC Mar 2010 A	2009/08/18	2009/08/19
66245	Deutsche Bank AG - HSI R Bull CBBC Apr 2010 R	2009/08/18	2009/08/19
66292	Goldman Sachs SP (Asia) - HSI R Bull CBBC Apr 2010 I	2009/08/18	2009/08/19
65762	Goldman Sachs SP (Asia) - HSI R Bull CBBC Feb 2010 X	2009/08/18	2009/08/19
65752	KBC Fin Products Int'l Ltd. - HSI R Bull CBBC Jan 2010 C	2009/08/18	2009/08/19
66279	KBC Fin Products Int'l Ltd. - HSI R Bull CBBC Jan 2010 R	2009/08/18	2009/08/19
65855	SGA Societe Generale Acceptance N.V. - HSI R Bull CBBC Mar10L	2009/08/18	2009/08/19
66290	UBS AG - A50 China R Bull CBBC Jan 2010 P	2009/08/18	2009/08/19
66285	UBS AG - CHALCO R Bull CBBC Feb 2010 H	2009/08/18	2009/08/19
65588	UBS AG - China Life R Bull CBBC Jan 2010 H	2009/08/18	2009/08/19
66297	UBS AG - China Mobile R Bull CBBC Jan 2010 K	2009/08/18	2009/08/19
66286	UBS AG - HKEx R Bull CBBC Jan 2010 P	2009/08/18	2009/08/19
66287	UBS AG - HKEx R Bull CBBC Jan 2010 Q	2009/08/18	2009/08/19
66097	UBS AG - HSBC R Bull CBBC Feb 2010 F	2009/08/18	2009/08/19
65625	UBS AG - HSCEI R Bull CBBC Feb 2010 G	2009/08/18	2009/08/19
66098	UBS AG - HSI R Bull CBBC Apr 2010 E	2009/08/18	2009/08/19
66284	UBS AG - HSI R Bull CBBC Feb 2010 X	2009/08/18	2009/08/19
65757	UBS AG - HSI R Bull CBBC Jan 2010 W	2009/08/18	2009/08/19
66283	UBS AG - HSI R Bull CBBC Jan 2010 Y	2009/08/18	2009/08/19
66282	UBS AG - HSI R Bull CBBC Nov 2009 S	2009/08/18	2009/08/19
65591	UBS AG - Petrochina R Bull CBBC Feb 2010 B	2009/08/18	2009/08/19
65105	ABN AMRO Bank N.V. - A50 China R Bull CBBC Dec 2009 J	2009/08/19	2009/08/20
65773	ABN AMRO Bank N.V. - HSI R Bull CBBC Dec 2009 Y	2009/08/19	2009/08/20
65154	CC Rabobank B.A. - A50 China R Bull CBBC Feb 2010 E	2009/08/19	2009/08/20
66315	Credit Suisse - A50 China R Bull CBBC Jan 2010 K	2009/08/19	2009/08/20
66223	Credit Suisse - China Mobile R Bull CBBC Jan 2010 G	2009/08/19	2009/08/20
66316	Credit Suisse - HSI R Bull CBBC Dec 2009 U	2009/08/19	2009/08/20
65711	Deutsche Bank AG - HSI R Bull CBBC Dec 2009 X	2009/08/19	2009/08/20
65103	KBC Fin Products Int'l Ltd. - A50 China R Bull CBBC Dec 09 B	2009/08/19	2009/08/20
66209	KBC Fin Products Int'l Ltd. - CHALCO R Bull CBBC Mar 2010 A	2009/08/19	2009/08/20
65707	KBC Fin Products Int'l Ltd. - HSI R Bull CBBC Dec 2009 V	2009/08/19	2009/08/20
65191	SGA Societe Generale Acceptance N.V. -A50 R Bull CBBC Jan10N	2009/08/19	2009/08/20
65854	SGA Societe Generale Acceptance N.V. -HSI R Bull CBBC Mar10K	2009/08/19	2009/08/20
66167	SGA Societe Generale Acceptance NV-JiangC R Bull CBBC Jan10E	2009/08/19	2009/08/20
65074	UBS AG - A50 China R Bull CBBC Dec 2009 P	2009/08/19	2009/08/20
65802	UBS AG - CHALCO R Bull CBBC Feb 2010 C	2009/08/19	2009/08/20
66303	UBS AG - China Life R Bull CBBC Jan 2010 L	2009/08/19	2009/08/20
65716	UBS AG - HSI R Bull CBBC Feb 2010 S	2009/08/19	2009/08/20
66302	UBS AG - HSI R Bull CBBC May 2010 Q	2009/08/19	2009/08/20
66320	UBS AG - HSI R Bull CBBC Nov 2009 C	2009/08/19	2009/08/20
66301	UBS AG - HSI R Bull CBBC Nov 2009 T	2009/08/19	2009/08/20
65804	UBS AG - Jiangxi Copper R Bull CBBC Mar 2010 C	2009/08/19	2009/08/20
66349	ABN AMRO Bank N.V. - A50 China R Bull CBBC Jan 2010 Z	2009/08/20	2009/08/21
66345	Deutsche Bank AG - HSI R Bull CBBC Feb 2010 O	2009/08/20	2009/08/21
66347	Goldman Sachs SP (Asia) - HSI R Bull CBBC Apr 2010 J	2009/08/20	2009/08/21
66348	KBC Fin Products Int'l Ltd. - HSI R Bull CBBC Feb 2010 S	2009/08/20	2009/08/21
66326	UBS AG - Sinopec Corp R Bear CBBC Feb 2010 E	2009/08/20	2009/08/21
65965	SGA Societe Generale Acceptance NV-Shimao R Bull CBBC Jan10E	2009/08/21	2009/08/24
61751	UBS AG - A50 China R Bull CBBC Aug 2009 B	2009/08/21	2009/08/25
66352	UBS AG - A50 China R Bull CBBC Jan 2010 R	2009/08/21	2009/08/24
61498	UBS AG - CCCCL R Bear CBBC Aug 2009 B	2009/08/21	2009/08/25
61688	UBS AG - CCCCL R Bull CBBC Aug 2009 E	2009/08/21	2009/08/25
61800	UBS AG - CCCCL R Bull CBBC Aug 2009 G	2009/08/21	2009/08/25
61846	UBS AG - CCCCL R Bull CBBC Aug 2009 H	2009/08/21	2009/08/25
61866	UBS AG - China Life R Bull CBBC Aug 2009 H	2009/08/21	2009/08/25
66120	UBS AG - China Mobile R Bull CBBC Jan 2010 F	2009/08/21	2009/08/24

## List of expired CBBC, 2009 (continued)

Code	CBBC	Last trading date	Delisted date
61845	UBS AG - China Railway R Bull CBBC Aug 2009 A	2009/08/21	2009/08/25
61804	UBS AG - CM Bank R Bull CBBC Aug 2009 F	2009/08/21	2009/08/25
66350	UBS AG - HSI R Bull CBBC Nov 2009 Z	2009/08/21	2009/08/24
61617	UBS AG - ICBC R Bull CBBC Aug 2009 B	2009/08/21	2009/08/25
66412	ABN AMRO Bank N.V. - A50 China R Bear CBBC Jan 2010 P	2009/08/24	2009/08/25
66411	ABN AMRO Bank N.V. - A50 China R Bear CBBC Jan 2010 Q	2009/08/24	2009/08/25
66342	ABN AMRO Bank N.V. - HSI R Bear CBBC Feb 2010 B	2009/08/24	2009/08/25
66414	ABN AMRO Bank N.V. - HSI R Bear CBBC Feb 2010 F	2009/08/24	2009/08/25
66415	ABN AMRO Bank N.V. - HSI R Bear CBBC Feb 2010 G	2009/08/24	2009/08/25
66334	ABN AMRO Bank N.V. - HSI R Bear CBBC Jan 2010 Q	2009/08/24	2009/08/25
66373	CC Rabobank B.A. - HSI R Bear CBBC Mar 2010 R	2009/08/24	2009/08/25
66375	CC Rabobank B.A. - HSI R Bear CBBC Mar 2010 Z	2009/08/24	2009/08/25
66370	Credit Suisse - HSI R Bear CBBC Jan 2010 B	2009/08/24	2009/08/25
66405	Deutsche Bank AG - HSI R Bear CBBC Feb 2010 C	2009/08/24	2009/08/25
66404	Deutsche Bank AG - HSI R Bear CBBC Feb 2010 H	2009/08/24	2009/08/25
66403	Deutsche Bank AG - HSI R Bear CBBC Jan 2010 Q	2009/08/24	2009/08/25
66416	Goldman Sachs SP (Asia) - HSI R Bear CBBC Apr 2010 K	2009/08/24	2009/08/25
66417	Goldman Sachs SP (Asia) - HSI R Bear CBBC Apr 2010 L	2009/08/24	2009/08/25
66377	KBC Fin Products Int'l Ltd. - HSI R Bear CBBC Dec 2009 L	2009/08/24	2009/08/25
66378	KBC Fin Products Int'l Ltd. - HSI R Bear CBBC Dec 2009 N	2009/08/24	2009/08/25
66323	KBC Fin Products Int'l Ltd. - HSI R Bear CBBC Dec 2009 Y	2009/08/24	2009/08/25
66379	KBC Fin Products Int'l Ltd. - HSI R Bear CBBC Jan 2010 B	2009/08/24	2009/08/25
66397	UBS AG - A50 China R Bear CBBC Jan 2010 T	2009/08/24	2009/08/25
66361	UBS AG - A50 China R Bull CBBC Jan 2010 S	2009/08/24	2009/08/25
66385	UBS AG - CCHC R Bear CBBC Mar 2010 H	2009/08/24	2009/08/25
66396	UBS AG - China Life R Bear CBBC Jan 2010 N	2009/08/24	2009/08/25
66360	UBS AG - China Mobile R Bull CBBC Jan 2010 N	2009/08/24	2009/08/25
66392	UBS AG - HKEx R Bear CBBC Jan 2010 T	2009/08/24	2009/08/25
66329	UBS AG - HSBC R Bear CBBC Feb 2010 I	2009/08/24	2009/08/25
66341	UBS AG - HSI R Bear CBBC Apr 2010 H	2009/08/24	2009/08/25
66391	UBS AG - HSI R Bear CBBC Dec 2009 B	2009/08/24	2009/08/25
66331	UBS AG - HSI R Bear CBBC Dec 2009 E	2009/08/24	2009/08/25
66390	UBS AG - HSI R Bear CBBC Dec 2009 J	2009/08/24	2009/08/25
66339	UBS AG - HSI R Bear CBBC Nov 2009 Y	2009/08/24	2009/08/25
66431	BNP Paribas Arbit Issu B.V. - HSI R Bear CBBC Mar 2010 R	2009/08/25	2009/08/26
66022	Credit Suisse - China Mobile R Bull CBBC Jan 2010 C	2009/08/25	2009/08/26
66447	Deutsche Bank AG - HSI R Bull CBBC Feb 2010 P	2009/08/25	2009/08/26
66367	KBC Fin Products Int'l Ltd. - A50 China R Bull CBBC Jan 10E	2009/08/25	2009/08/26
66434	KBC Fin Products Int'l Ltd. - HSI R Bear CBBC Jan 2010 V	2009/08/25	2009/08/26
66368	KBC Fin Products Int'l Ltd. - HSI R Bull CBBC Dec 2009 U	2009/08/25	2009/08/26
66359	KBC Fin Products Int'l Ltd. - HSI R Bull CBBC Jan 2010 A	2009/08/25	2009/08/26
65956	SGA Societe Generale Acceptance N.V. -R&F R Bull CBBC Jan10E	2009/08/25	2009/08/26
66152	SGA Societe Generale Acceptance N.V.-CMob R Bull CBBC Jan10G	2009/08/25	2009/08/26
66444	UBS AG - A50 China R Bull CBBC Jan 2010 V	2009/08/25	2009/08/26
66436	UBS AG - China Life R Bear CBBC Jan 2010 O	2009/08/25	2009/08/26
66441	UBS AG - HSI R Bear CBBC Jan 2010 C	2009/08/25	2009/08/26
66439	UBS AG - HSI R Bear CBBC Nov 2009 S	2009/08/25	2009/08/26
66363	UBS AG - HSI R Bull CBBC Dec 2009 G	2009/08/25	2009/08/26
66445	UBS AG - HSI R Bull CBBC Dec 2009 S	2009/08/25	2009/08/26
66362	UBS AG - HSI R Bull CBBC Nov 2009 V	2009/08/25	2009/08/26
66502	ABN AMRO Bank N.V. - A50 China R Bear CBBC Jan 2010 I	2009/08/26	2009/08/27
66500	ABN AMRO Bank N.V. - China Mobile R Bull CBBC Jan 2010 B	2009/08/26	2009/08/27
66501	ABN AMRO Bank N.V. - HKEx R Bear CBBC Jan 2010 D	2009/08/26	2009/08/27
66505	ABN AMRO Bank N.V. - HSI R Bear CBBC Feb 2010 H	2009/08/26	2009/08/27
66510	Credit Suisse - HSI R Bear CBBC Jan 2010 F	2009/08/26	2009/08/27
66399	Deutsche Bank AG - China Life R Bear CBBC Feb 2010 A	2009/08/26	2009/08/27
66495	Deutsche Bank AG - HSI R Bear CBBC Jan 2010 I	2009/08/26	2009/08/27
66496	Deutsche Bank AG - HSI R Bear CBBC Jan 2010 O	2009/08/26	2009/08/27
66486	KBC Fin Products Int'l Ltd. - A50 China R Bear CBBC Dec 09 D	2009/08/26	2009/08/27
66481	KBC Fin Products Int'l Ltd. - HSI R Bear CBBC Feb 2010 T	2009/08/26	2009/08/27
66325	UBS AG - China Life R Bear CBBC Jan 2010 M	2009/08/26	2009/08/27
66487	UBS AG - China Mobile R Bull CBBC Jan 2010 Q	2009/08/26	2009/08/27
66388	UBS AG - HKEx R Bull CBBC Jan 2010 S	2009/08/26	2009/08/27
66440	UBS AG - HSI R Bear CBBC Dec 2009 O	2009/08/26	2009/08/27
66493	UBS AG - HSI R Bear CBBC Nov 2009 C	2009/08/26	2009/08/27
66494	UBS AG - HSI R Bear CBBC Nov 2009 T	2009/08/26	2009/08/27
66491	UBS AG - Jiangxi Copper R Bear CBBC Mar 2010 N	2009/08/26	2009/08/27
66438	UBS AG - Petrochina R Bear CBBC Feb 2010 E	2009/08/26	2009/08/27
65691	UBS AG - Shimao R Bull CBBC Jan 2010 A	2009/08/26	2009/08/27
62438	ABN AMRO Bank N.V. - HSI R Bull CBBC Aug 2009 J	2009/08/27	2009/08/31
62483	ABN AMRO Bank N.V. - HSI R Bull CBBC Aug 2009 K	2009/08/27	2009/08/31
62484	ABN AMRO Bank N.V. - HSI R Bull CBBC Aug 2009 L	2009/08/27	2009/08/31
62485	ABN AMRO Bank N.V. - HSI R Bull CBBC Aug 2009 M	2009/08/27	2009/08/31
62596	ABN AMRO Bank N.V. - HSI R Bull CBBC Aug 2009 Q	2009/08/27	2009/08/31
62645	ABN AMRO Bank N.V. - HSI R Bull CBBC Aug 2009 R	2009/08/27	2009/08/31
62646	ABN AMRO Bank N.V. - HSI R Bull CBBC Aug 2009 S	2009/08/27	2009/08/31
62411	Barclays Bank plc - HSI Bull CBBC Aug 2009 A	2009/08/27	2009/08/31
61759	BNP Paribas Arbit Issu B.V. - BOCL R Bull CBBC Aug 2009 A	2009/08/27	2009/08/31
61760	BNP Paribas Arbit Issu B.V. - CC Bank R Bull CBBC Aug 2009 C	2009/08/27	2009/08/31
60054	BNP Paribas Arbit Issu B.V. - HSI R Bull CBBC Aug 2009 L	2009/08/27	2009/08/31
60068	BNP Paribas Arbit Issu B.V. - HSI R Bull CBBC Aug 2009 Q	2009/08/27	2009/08/31
60889	CC Rabobank B.A. - A50 China R Bull CBBC Aug 2009 A	2009/08/27	2009/08/31
61654	CC Rabobank B.A. - CC Bank R Bull CBBC Aug 2009 C	2009/08/27	2009/08/31
60885	CC Rabobank B.A. - China Life R Bull CBBC Aug 2009 A	2009/08/27	2009/08/31
60900	Deutsche Bank AG - HSI R Bull CBBC Aug 2009 A	2009/08/27	2009/08/31
60616	Deutsche Bank AG - HSI R Bull CBBC Aug 2009 V	2009/08/27	2009/08/31
60617	Deutsche Bank AG - HSI R Bull CBBC Aug 2009 W	2009/08/27	2009/08/31

## List of expired CBBC, 2009 (continued)

Code	CBBC	Last trading date	Delisted date
60618	Deutsche Bank AG - HSI R Bull CBBC Aug 2009 X	2009/08/27	2009/08/31
60604	HK Bank - HSI R Bull CBBC Aug 2009 D	2009/08/27	2009/08/31
62979	KBC Fin Products Int'l Ltd. - HSCEI R Bull CBBC Aug 2009 D	2009/08/27	2009/08/31
61162	KBC Fin Products Int'l Ltd. - HSI R Bear CBBC Aug 2009 I	2009/08/27	2009/08/31
61163	KBC Fin Products Int'l Ltd. - HSI R Bear CBBC Aug 2009 J	2009/08/27	2009/08/31
61157	KBC Fin Products Int'l Ltd. - HSI R Bull CBBC Aug 2009 G	2009/08/27	2009/08/31
61158	KBC Fin Products Int'l Ltd. - HSI R Bull CBBC Aug 2009 H	2009/08/27	2009/08/31
61234	KBC Fin Products Int'l Ltd. - HSI R Bull CBBC Aug 2009 K	2009/08/27	2009/08/31
63757	KBC Fin Products Int'l Ltd. - HSI R Bull CBBC Aug 2009 L	2009/08/27	2009/08/31
63580	KBC Fin Products Int'l Ltd. - HSI R Bull CBBC Aug 2009 M	2009/08/27	2009/08/31
62530	KBC Fin Products Int'l Ltd. - HSI R Bull CBBC Aug 2009 N	2009/08/27	2009/08/31
62632	KBC Fin Products Int'l Ltd. - HSI R Bull CBBC Aug 2009 O	2009/08/27	2009/08/31
63758	KBC Fin Products Int'l Ltd. - HSI R Bull CBBC Aug 2009 P	2009/08/27	2009/08/31
61739	KBC Fin Products Int'l Ltd. - HSI R Bull CBBC Aug 2009 Q	2009/08/27	2009/08/31
63095	KBC Fin Products Int'l Ltd. - HSI R Bull CBBC Aug 2009 U	2009/08/27	2009/08/31
62836	KBC Fin Products Int'l Ltd. - HSI R Bull CBBC Aug 2009 V	2009/08/27	2009/08/31
62584	KBC Fin Products Int'l Ltd. - HSI R Bull CBBC Aug 2009 W	2009/08/27	2009/08/31
62837	KBC Fin Products Int'l Ltd. - HSI R Bull CBBC Aug 2009 Y	2009/08/27	2009/08/31
63063	KBC Fin Products Int'l Ltd. - HSI R Bull CBBC Aug 2009 Z	2009/08/27	2009/08/31
61833	SGA Societe Generale Acceptance N.V. -HSI R Bull CBBC Aug09I	2009/08/27	2009/08/31
61630	SGA Societe Generale Acceptance N.V. -HSI R Bull CBBC Aug09P	2009/08/27	2009/08/31
61676	SGA Societe Generale Acceptance N.V. -HSI R Bull CBBC Aug09Q	2009/08/27	2009/08/31
61834	SGA Societe Generale Acceptance N.V. -HSI R Bull CBBC Aug09U	2009/08/27	2009/08/31
62494	SGA Societe Generale Acceptance N.V. -HSI R Bull CBBC Aug09V	2009/08/27	2009/08/31
65301	SGA Societe Generale Acceptance N.V. -R&F R Bull CBBC Jan10B	2009/08/27	2009/08/28
66515	UBS AG - HSCEI R Bear CBBC Feb 2010 S	2009/08/27	2009/08/28
66516	UBS AG - HSI R Bear CBBC Feb 2010 G	2009/08/27	2009/08/28
31917	UBS AG - HSI R Bull CBBC Aug 2009 A	2009/08/27	2009/08/31
31918	UBS AG - HSI R Bull CBBC Aug 2009 B	2009/08/27	2009/08/31
31919	UBS AG - HSI R Bull CBBC Aug 2009 C	2009/08/27	2009/08/31
31920	UBS AG - HSI R Bull CBBC Aug 2009 D	2009/08/27	2009/08/31
62951	UBS AG - HSI R Bull CBBC Aug 2009 E	2009/08/27	2009/08/31
32075	UBS AG - HSI R Bull CBBC Aug 2009 K	2009/08/27	2009/08/31
32076	UBS AG - HSI R Bull CBBC Aug 2009 L	2009/08/27	2009/08/31
32077	UBS AG - HSI R Bull CBBC Aug 2009 M	2009/08/27	2009/08/31
32078	UBS AG - HSI R Bull CBBC Aug 2009 N	2009/08/27	2009/08/31
32079	UBS AG - HSI R Bull CBBC Aug 2009 O	2009/08/27	2009/08/31
32080	UBS AG - HSI R Bull CBBC Aug 2009 P	2009/08/27	2009/08/31
32081	UBS AG - HSI R Bull CBBC Aug 2009 Q	2009/08/27	2009/08/31
32082	UBS AG - HSI R Bull CBBC Aug 2009 R	2009/08/27	2009/08/31
32083	UBS AG - HSI R Bull CBBC Aug 2009 S	2009/08/27	2009/08/31
32084	UBS AG - HSI R Bull CBBC Aug 2009 T	2009/08/27	2009/08/31
32085	UBS AG - HSI R Bull CBBC Aug 2009 U	2009/08/27	2009/08/31
32314	UBS AG - HSI R Bull CBBC Aug 2009 V	2009/08/27	2009/08/31
32315	UBS AG - HSI R Bull CBBC Aug 2009 W	2009/08/27	2009/08/31
32316	UBS AG - HSI R Bull CBBC Aug 2009 X	2009/08/27	2009/08/31
32317	UBS AG - HSI R Bull CBBC Aug 2009 Y	2009/08/27	2009/08/31
32313	UBS AG - HSI R Bull CBBC Aug 2009 Z	2009/08/27	2009/08/31
66476	UBS AG - HSI R Bull CBBC Jan 2010 K	2009/08/27	2009/08/28
66234	UBS AG - R&F R Bull CBBC Jan 2010 F	2009/08/27	2009/08/28
65076	ABN AMRO Bank N.V. - A50 China R Bull CBBC Dec 2009 G	2009/08/28	2009/08/31
66407	ABN AMRO Bank N.V. - CCHC R Bull CBBC Jan 2010 C	2009/08/28	2009/08/31
61921	BNP Paribas Arbit Issu B.V. - CC Bank R Bull CBBC Aug 2009 D	2009/08/28	2009/09/01
62641	Deutsche Bank AG - China Life R Bull CBBC Aug 2009 S	2009/08/28	2009/09/01
62642	Deutsche Bank AG - China Life R Bull CBBC Aug 2009 T	2009/08/28	2009/09/01
66265	HK Bank - Shimao R Bull CBBC Mar 2010 A	2009/08/28	2009/08/31
66480	KBC Fin Products Int'l Ltd. - A50 China R Bull CBBC Dec 09 C	2009/08/28	2009/08/31
66509	Merrill Lynch Int'l & Co. C.V. - HSI R Bear CBBC Feb 2010 V	2009/08/28	2009/08/31
61875	SGA Societe Generale Acceptance N.V. -A50 R Bull CBBC Aug09B	2009/08/28	2009/09/01
62032	SGA Societe Generale Acceptance N.V. -A50 R Bull CBBC Aug09C	2009/08/28	2009/09/01
65190	SGA Societe Generale Acceptance N.V. -A50 R Bull CBBC Jan10M	2009/08/28	2009/08/31
61871	SGA Societe Generale Acceptance N.V. -CCB R Bull CBBC Aug09A	2009/08/28	2009/09/01
61512	SGA Societe Generale Acceptance N.V. -HWL R Bull CBBC Aug09A	2009/08/28	2009/09/01
62405	SGA Societe Generale Acceptance N.V.-CMB R Bull CBBC Aug 09C	2009/08/28	2009/09/01
62326	SGA Societe Generale Acceptance N.V.-BOCom R Bull CBBC Aug09B	2009/08/28	2009/09/01
62350	SGA Societe Generale Acceptance N.V.-CCoal R Bull CBBC Aug09B	2009/08/28	2009/09/01
61872	SGA Societe Generale Acceptance N.V.-CLife R Bull CBBC Aug09A	2009/08/28	2009/09/01
62328	SGA Societe Generale Acceptance N.V.-CP&CC R Bull CBBC Aug09A	2009/08/28	2009/09/01
65303	SGA Societe Generale Acceptance NV-Shimao R Bull CBBC Jan10B	2009/08/28	2009/08/31
66475	UBS AG - A50 China R Bull CBBC Jan 2010 W	2009/08/28	2009/08/31
66381	UBS AG - CCHC R Bull CBBC Mar 2010 G	2009/08/28	2009/08/31
66380	UBS AG - HSI R Bull CBBC Nov 2009 B	2009/08/28	2009/08/31
65464	UBS AG - Ping An R Bull CBBC Feb 2010 A	2009/08/28	2009/08/31
66233	UBS AG - R&F R Bull CBBC Jan 2010 E	2009/08/28	2009/08/31
66235	UBS AG - Shimao R Bull CBBC Jan 2010 E	2009/08/28	2009/08/31
64922	ABN AMRO Bank N.V. - A50 China R Bull CBBC Dec 2009 D	2009/08/31	2009/09/01
65075	ABN AMRO Bank N.V. - A50 China R Bull CBBC Dec 2009 F	2009/08/31	2009/09/01
66138	ABN AMRO Bank N.V. - HKEx R Bull CBBC Jan 2010 B	2009/08/31	2009/09/01
66550	ABN AMRO Bank N.V. - HSI R Bull CBBC Feb 2010 I	2009/08/31	2009/09/01
65712	ABN AMRO Bank N.V. - HSI R Bull CBBC Jan 2010 J	2009/08/31	2009/09/01
66078	ABN AMRO Bank N.V. - HSI R Bull CBBC Jan 2010 R	2009/08/31	2009/09/01
65729	BNP Paribas Arbit Issu B.V. - HSI R Bull CBBC Feb 2010 Z	2009/08/31	2009/09/01
65708	BNP Paribas Arbit Issu B.V. - HSI R Bull CBBC Mar 2010 K	2009/08/31	2009/09/01
66541	BNP Paribas Arbit Issu B.V. - HSI R Bull CBBC Mar 2010 U	2009/08/31	2009/09/01
66542	BNP Paribas Arbit Issu B.V. - HSI R Bull CBBC Mar 2010 V	2009/08/31	2009/09/01
66479	CC Rabobank B.A. - A50 China R Bull CBBC Mar 2010 B	2009/08/31	2009/09/01
66251	CC Rabobank B.A. - HSI R Bull CBBC Mar 2010 H	2009/08/31	2009/09/01



## List of expired CBBC, 2009 (continued)

Code	CBBC	Last trading date	Delisted date
66038	CC Rabobank B.A. - HSI R Bull CBBC Mar 2010 W	2009/08/31	2009/09/01
66039	CC Rabobank B.A. - HSI R Bull CBBC Mar 2010 X	2009/08/31	2009/09/01
66365	Credit Suisse - A50 China R Bull CBBC Jan 2010 N	2009/08/31	2009/09/01
66028	Credit Suisse - HKEx R Bull CBBC Jan 2010 C	2009/08/31	2009/09/01
65928	Credit Suisse - HSI R Bull CBBC Dec 2009 G	2009/08/31	2009/09/01
66443	Credit Suisse - HSI R Bull CBBC Jan 2010 C	2009/08/31	2009/09/01
66540	Credit Suisse - HSI R Bull CBBC Jan 2010 G	2009/08/31	2009/09/01
64947	Deutsche Bank AG - A50 China R Bull CBBC Dec 2009 B	2009/08/31	2009/09/01
65895	Deutsche Bank AG - China Mobile R Bull CBBC Jan 2010 A	2009/08/31	2009/09/01
66517	Deutsche Bank AG - HSI R Bull CBBC Feb 2010 I	2009/08/31	2009/09/01
66446	Deutsche Bank AG - HSI R Bull CBBC Feb 2010 J	2009/08/31	2009/09/01
66565	Deutsche Bank AG - HSI R Bull CBBC Feb 2010 T	2009/08/31	2009/09/01
66548	Deutsche Bank AG - HSI R Bull CBBC Jan 2010 Q	2009/08/31	2009/09/01
66549	Deutsche Bank AG - HSI R Bull CBBC Mar 2010 J	2009/08/31	2009/09/01
65661	Goldman Sachs SP (Asia) - HSI R Bull CBBC Feb 2010 A	2009/08/31	2009/09/01
65763	Goldman Sachs SP (Asia) - HSI R Bull CBBC Mar 2010 W	2009/08/31	2009/09/01
65092	HK Bank - A50 R Bull CBBC Dec 2009 C	2009/08/31	2009/09/01
66255	HK Bank - CCHC R Bull CBBC Mar 2010 A	2009/08/31	2009/09/01
66254	HK Bank - CHALCO R Bull CBBC Mar 2010 A	2009/08/31	2009/09/01
66043	HK Bank - HSI R Bull CBBC Jun 2010 C	2009/08/31	2009/09/01
65036	KBC Fin Products Int'l Ltd. - A50 China R Bull CBBC Nov 09 D	2009/08/31	2009/09/01
66184	KBC Fin Products Int'l Ltd. - CCHC R Bull CBBC Jan 2010 A	2009/08/31	2009/09/01
62695	KBC Fin Products Int'l Ltd. - China Life R Bull CBBC Sep 09F	2009/08/31	2009/09/02
63099	KBC Fin Products Int'l Ltd. - CP&CC R Bull CBBC Sep 2009 B	2009/08/31	2009/09/02
66240	KBC Fin Products Int'l Ltd. - HKEx R Bull CBBC Jan 2010 D	2009/08/31	2009/09/01
62373	KBC Fin Products Int'l Ltd. - HSBC R Bull CBBC Sep 2009 F	2009/08/31	2009/09/02
65648	KBC Fin Products Int'l Ltd. - HSI R Bull CBBC Feb 2010 O	2009/08/31	2009/09/01
66547	KBC Fin Products Int'l Ltd. - HSI R Bull CBBC Feb 2010 U	2009/08/31	2009/09/01
66422	KBC Fin Products Int'l Ltd. - HSI R Bull CBBC Jan 2010 F	2009/08/31	2009/09/01
65647	KBC Fin Products Int'l Ltd. - HSI R Bull CBBC Jan 2010 G	2009/08/31	2009/09/01
61195	KBC Fin Products Int'l Ltd. - ICBC R Bear CBBC Sep 2009 A	2009/08/31	2009/09/02
66344	KBC Fin Products Int'l Ltd. - SHK Ppt R Bull CBBC Jan 2010 C	2009/08/31	2009/09/01
65863	Macquarie Bank Ltd. - HSI R Bull CBBC Jan 2010 D	2009/08/31	2009/09/01
65189	SGA Societe Generale Acceptance N.V. -A50 R Bull CBBC Jan10L	2009/08/31	2009/09/01
66527	SGA Societe Generale Acceptance N.V. -HSI R Bull CBBC Apr10W	2009/08/31	2009/09/01
66528	SGA Societe Generale Acceptance N.V. -HSI R Bull CBBC Apr10X	2009/08/31	2009/09/01
65738	SGA Societe Generale Acceptance N.V. -HSI R Bull CBBC Mar10E	2009/08/31	2009/09/01
65739	SGA Societe Generale Acceptance N.V. -HSI R Bull CBBC Mar10F	2009/08/31	2009/09/01
65853	SGA Societe Generale Acceptance N.V. -HSI R Bull CBBC Mar10J	2009/08/31	2009/09/01
65300	SGA Societe Generale Acceptance N.V. -R&F R Bull CBBC Jan10A	2009/08/31	2009/09/01
65866	SGA Societe Generale Acceptance N.V. -CCHC R Bull CBBC Jan10F	2009/08/31	2009/09/01
64994	UBS AG - A50 China R Bull CBBC Dec 2009 O	2009/08/31	2009/09/01
65550	UBS AG - CCHC R Bull CBBC Mar 2010 A	2009/08/31	2009/09/01
66530	UBS AG - CHALCO R Bull CBBC Feb 2010 L	2009/08/31	2009/09/01
65459	UBS AG - China Mobile R Bull CBBC Feb 2010 A	2009/08/31	2009/09/01
65713	UBS AG - CM Bank R Bull CBBC Feb 2010 C	2009/08/31	2009/09/01
65715	UBS AG - HKEx R Bull CBBC Feb 2010 D	2009/08/31	2009/09/01
66545	UBS AG - HSCEI R Bull CBBC Jan 2010 A	2009/08/31	2009/09/01
65830	UBS AG - HSI R Bull CBBC Apr 2010 W	2009/08/31	2009/09/01
66423	UBS AG - HSI R Bull CBBC Dec 2009 F	2009/08/31	2009/09/01
65652	UBS AG - HSI R Bull CBBC Dec 2009 L	2009/08/31	2009/09/01
66492	UBS AG - HSI R Bull CBBC Dec 2009 V	2009/08/31	2009/09/01
66546	UBS AG - HSI R Bull CBBC Dec 2009 X	2009/08/31	2009/09/01
66477	UBS AG - HSI R Bull CBBC Feb 2010 E	2009/08/31	2009/09/01
65758	UBS AG - HSI R Bull CBBC Feb 2010 T	2009/08/31	2009/09/01
65717	UBS AG - HSI R Bull CBBC Mar 2010 Y	2009/08/31	2009/09/01
65832	UBS AG - HSI R Bull CBBC May 2010 I	2009/08/31	2009/09/01
66535	UBS AG - HSI R Bull CBBC Nov 2009 Z	2009/08/31	2009/09/01
65626	UBS AG - Sinopec Corp R Bull CBBC Feb 2010 A	2009/08/31	2009/09/01
66553	KBC Fin Products Int'l Ltd. - HSI R Bull CBBC Dec 2009 Q	2009/09/01	2009/09/02
65635	UBS AG - HKEx R Bull CBBC Feb 2010 C	2009/09/01	2009/09/02
66555	UBS AG - HSI R Bull CBBC Dec 2009 B	2009/09/01	2009/09/02
65628	UBS AG - SHK Ppt R Bull CBBC Feb 2010 I	2009/09/01	2009/09/02
66499	ABN AMRO Bank N.V. - China Mobile R Bull CBBC Jan 2010 A	2009/09/02	2009/09/03
65953	ABN AMRO Bank N.V. - HSI R Bull CBBC Jan 2010 L	2009/09/02	2009/09/03
65927	Credit Suisse - HSI R Bull CBBC Dec 2009 F	2009/09/02	2009/09/03
66589	Deutsche Bank AG - China Life R Bull CBBC Feb 2010 C	2009/09/02	2009/09/03
65597	Deutsche Bank AG - HSI R Bull CBBC Jan 2010 K	2009/09/02	2009/09/03
65818	Goldman Sachs SP (Asia) - HSI R Bull CBBC Apr 2010 C	2009/09/02	2009/09/03
66590	Goldman Sachs SP (Asia) - HSI R Bull CBBC Apr 2010 O	2009/09/02	2009/09/03
66591	Goldman Sachs SP (Asia) - HSI R Bull CBBC Apr 2010 P	2009/09/02	2009/09/03
65486	KBC Fin Products Int'l Ltd. - HSI R Bull CBBC Dec 2009 T	2009/09/02	2009/09/03
66151	Merrill Lynch Int'l & Co. C.V. - HSI R Bull CBBC Feb 2010 N	2009/09/02	2009/09/03
66578	SGA Societe Generale Acceptance N.V. -A50 R Bull CBBC Jan10Z	2009/09/02	2009/09/03
66569	SGA Societe Generale Acceptance N.V. -HSI R Bull CBBC Apr10G	2009/09/02	2009/09/03
66570	SGA Societe Generale Acceptance N.V. -HSI R Bull CBBC Apr10H	2009/09/02	2009/09/03
66568	SGA Societe Generale Acceptance N.V. -HSI R Bull CBBC Apr10J	2009/09/02	2009/09/03
65737	SGA Societe Generale Acceptance N.V. -HSI R Bull CBBC Mar10D	2009/09/02	2009/09/03
66582	UBS AG - China Life R Bull CBBC Feb 2010 K	2009/09/02	2009/09/03
66474	UBS AG - China Life R Bull CBBC Jan 2010 P	2009/09/02	2009/09/03
66113	UBS AG - HSI R Bull CBBC Apr 2010 I	2009/09/02	2009/09/03
66586	UBS AG - HSI R Bull CBBC Dec 2009 J	2009/09/02	2009/09/03
65471	UBS AG - HSI R Bull CBBC Jan 2010 I	2009/09/02	2009/09/03
66592	UBS AG - HSI R Bull CBBC Jan 2010 U	2009/09/03	2009/09/04
66622	ABN AMRO Bank N.V. - A50 China R Bear CBBC Jan 2010 G	2009/09/04	2009/09/07
66623	ABN AMRO Bank N.V. - A50 China R Bear CBBC Jan 2010 U	2009/09/04	2009/09/07
66624	ABN AMRO Bank N.V. - HSI R Bear CBBC Feb 2010 M	2009/09/04	2009/09/07

## List of expired CBBC, 2009 (continued)

Code	CBBC	Last trading date	Delisted date
66625	ABN AMRO Bank N.V. - HSI R Bear CBBC Feb 2010 N	2009/09/04	2009/09/07
66636	ABN AMRO Bank N.V. - Shimao R Bear CBBC Mar 2010 B	2009/09/04	2009/09/07
60438	BNP Paribas Arbit Issu B.V. - Ch Life R Bull CBBC Sep 2009 A	2009/09/04	2009/09/08
63339	Deutsche Bank AG - CC Bank R Bear CBBC Sep 2009 A	2009/09/04	2009/09/08
63197	Deutsche Bank AG - China Life R Bear CBBC Sep 2009 E	2009/09/04	2009/09/08
63074	Deutsche Bank AG - China Life R Bull CBBC Sep 2009 B	2009/09/04	2009/09/08
66558	Deutsche Bank AG - HSI R Bear CBBC Dec 2009 F	2009/09/04	2009/09/07
66601	Deutsche Bank AG - HSI R Bear CBBC Feb 2010 G	2009/09/04	2009/09/07
66619	Deutsche Bank AG - HSI R Bear CBBC Jan 2010 I	2009/09/04	2009/09/07
66620	Deutsche Bank AG - HSI R Bear CBBC Jan 2010 O	2009/09/04	2009/09/07
66617	Goldman Sachs SP (Asia) - HSI R Bear CBBC Apr 2010 R	2009/09/04	2009/09/07
66618	Goldman Sachs SP (Asia) - HSI R Bear CBBC Apr 2010 S	2009/09/04	2009/09/07
66538	KBC Fin Products Int'l Ltd. - HSI R Bear CBBC Dec 2009 P	2009/09/04	2009/09/07
66593	KBC Fin Products Int'l Ltd. - HSI R Bear CBBC Dec 2009 W	2009/09/04	2009/09/07
66615	KBC Fin Products Int'l Ltd. - HSI R Bear CBBC Jan 2010 J	2009/09/04	2009/09/07
66604	SGA Societe Generale Acceptance N.V. -HSI R Bear CBBC Apr10I	2009/09/04	2009/09/07
66562	UBS AG - A50 China R Bear CBBC Jan 2010 X	2009/09/04	2009/09/07
66614	UBS AG - China Mobile R Bull CBBC Feb 2010 F	2009/09/04	2009/09/07
66389	UBS AG - HSCEI R Bear CBBC Feb 2010 Q	2009/09/04	2009/09/07
66536	UBS AG - HSI R Bear CBBC Dec 2009 A	2009/09/04	2009/09/07
66594	UBS AG - HSI R Bear CBBC Dec 2009 G	2009/09/04	2009/09/07
66564	UBS AG - HSI R Bear CBBC Jan 2010 L	2009/09/04	2009/09/07
66607	UBS AG - HSI R Bull CBBC Jan 2010 Y	2009/09/04	2009/09/07
66216	UBS AG - ICBC R Bear CBBC Feb 2010 B	2009/09/04	2009/09/07
66707	ABN AMRO Bank N.V. - A50 China R Bear CBBC Jan 2010 A	2009/09/07	2009/09/08
66708	ABN AMRO Bank N.V. - A50 China R Bear CBBC Jan 2010 B	2009/09/07	2009/09/08
66603	ABN AMRO Bank N.V. - A50 China R Bear CBBC Jan 2010 H	2009/09/07	2009/09/08
66503	ABN AMRO Bank N.V. - CC Bank R Bear CBBC Jan 2010 A	2009/09/07	2009/09/08
66554	ABN AMRO Bank N.V. - HSI R Bear CBBC Feb 2010 J	2009/09/07	2009/09/08
66606	ABN AMRO Bank N.V. - HSI R Bear CBBC Feb 2010 L	2009/09/07	2009/09/08
66626	ABN AMRO Bank N.V. - HSI R Bear CBBC Feb 2010 O	2009/09/07	2009/09/08
66710	ABN AMRO Bank N.V. - HSI R Bear CBBC Feb 2010 S	2009/09/07	2009/09/08
66711	ABN AMRO Bank N.V. - HSI R Bear CBBC Feb 2010 T	2009/09/07	2009/09/08
66645	BNP Paribas Arbit Issu B.V. - HSI R Bear CBBC Mar 2010 W	2009/09/07	2009/09/08
66646	BNP Paribas Arbit Issu B.V. - HSI R Bear CBBC Mar 2010 X	2009/09/07	2009/09/08
66691	BNP Paribas Arbit Issu B.V. - HSI R Bear CBBC Mar 2010 Y	2009/09/07	2009/09/08
66681	CC Rabobank B.A. - HSI R Bear CBBC Apr 2010 C	2009/09/07	2009/09/08
66682	CC Rabobank B.A. - HSI R Bear CBBC Apr 2010 D	2009/09/07	2009/09/08
66679	CC Rabobank B.A. - HSI R Bear CBBC Mar 2010 R	2009/09/07	2009/09/08
66680	CC Rabobank B.A. - HSI R Bear CBBC Mar 2010 Z	2009/09/07	2009/09/08
66676	Credit Suisse - A50 China R Bear CBBC Jan 2010 T	2009/09/07	2009/09/08
66675	Credit Suisse - HKEx R Bear CBBC Jan 2010 R	2009/09/07	2009/09/08
66560	Credit Suisse - HSI R Bear CBBC Jan 2010 I	2009/09/07	2009/09/08
66673	Credit Suisse - HSI R Bear CBBC Jan 2010 J	2009/09/07	2009/09/08
66701	Credit Suisse - HSI R Bear CBBC Jan 2010 N	2009/09/07	2009/09/08
66698	Deutsche Bank AG - HSI R Bear CBBC Dec 2009 X	2009/09/07	2009/09/08
66557	Deutsche Bank AG - HSI R Bear CBBC Dec 2009 Y	2009/09/07	2009/09/08
66448	Deutsche Bank AG - HSI R Bear CBBC Dec 2009 Z	2009/09/07	2009/09/08
66699	Deutsche Bank AG - HSI R Bear CBBC Jan 2010 Q	2009/09/07	2009/09/08
66595	Goldman Sachs SP (Asia) - HSI R Bear CBBC Apr 2010 Q	2009/09/07	2009/09/08
66556	HK Bank - HSI R Bear CBBC Jun 2010 F	2009/09/07	2009/09/08
66644	HK Bank - HSI R Bear CBBC Jun 2010 G	2009/09/07	2009/09/08
66653	HK Bank - HSI R Bear CBBC Jun 2010 H	2009/09/07	2009/09/08
66689	KBC Fin Products Int'l Ltd. - A50 China R Bear CBBC Dec 09E	2009/09/07	2009/09/08
66693	KBC Fin Products Int'l Ltd. - HSI R Bear CBBC Dec 2009 F	2009/09/07	2009/09/08
66539	KBC Fin Products Int'l Ltd. - HSI R Bear CBBC Dec 2009 S	2009/09/07	2009/09/08
66616	KBC Fin Products Int'l Ltd. - HSI R Bear CBBC Dec 2009 Z	2009/09/07	2009/09/08
66692	KBC Fin Products Int'l Ltd. - HSI R Bear CBBC Jan 2010 L	2009/09/07	2009/09/08
66660	Macquarie Bank Ltd. - HSI R Bear CBBC Dec 2009 L	2009/09/07	2009/09/08
66579	SGA Societe Generale Acceptance N.V. -A50 R Bear CBBC Jan10C	2009/09/07	2009/09/08
66531	SGA Societe Generale Acceptance N.V. -HSI R Bear CBBC Apr10Y	2009/09/07	2009/09/08
66532	SGA Societe Generale Acceptance N.V. -HSI R Bear CBBC Apr10Z	2009/09/07	2009/09/08
66639	SGA Societe Generale Acceptance N.V. -HSI R Bear CBBC Mar10A	2009/09/07	2009/09/08
66640	SGA Societe Generale Acceptance N.V. -HSI R Bear CBBC Mar10V	2009/09/07	2009/09/08
66641	SGA Societe Generale Acceptance N.V. -R&F R Bear CBBC Jan10K	2009/09/07	2009/09/08
64442	SGA Societe Generale Acceptance N.V. -BOCL R Bear CBBC Jan10B	2009/09/07	2009/09/08
66166	SGA Societe Generale Acceptance N.V. -ICBC R Bear CBBC Jan10F	2009/09/07	2009/09/08
66573	SGA Societe Generale Acceptance N.V. -CLife R Bear CBBC Jan10Q	2009/09/07	2009/09/08
66647	SGA Societe Generale Acceptance NV -Shimao R Bear CBBC Jan10J	2009/09/07	2009/09/08
66658	UBS AG - A50 China R Bear CBBC Feb 2010 E	2009/09/07	2009/09/08
66657	UBS AG - A50 China R Bear CBBC Jan 2010 B	2009/09/07	2009/09/08
66217	UBS AG - BOCL R Bear CBBC Feb 2010 D	2009/09/07	2009/09/08
66665	UBS AG - CCHC R Bear CBBC Feb 2010 G	2009/09/07	2009/09/08
66662	UBS AG - CHALCO R Bear CBBC Feb 2010 M	2009/09/07	2009/09/08
66654	UBS AG - China Life R Bear CBBC Feb 2010 L	2009/09/07	2009/09/08
66598	UBS AG - HKEx R Bear CBBC Feb 2010 I	2009/09/07	2009/09/08
66656	UBS AG - HKEx R Bear CBBC Feb 2010 J	2009/09/07	2009/09/08
66659	UBS AG - HSCEI R Bear CBBC Feb 2010 U	2009/09/07	2009/09/08
66668	UBS AG - HSI R Bear CBBC Dec 2009 O	2009/09/07	2009/09/08
66537	UBS AG - HSI R Bear CBBC Dec 2009 T	2009/09/07	2009/09/08
66695	UBS AG - HSI R Bear CBBC Feb 2010 X	2009/09/07	2009/09/08
66597	UBS AG - HSI R Bear CBBC Jan 2010 W	2009/09/07	2009/09/08
66596	UBS AG - HSI R Bear CBBC Jan 2010 X	2009/09/07	2009/09/08
66669	UBS AG - HSI R Bear CBBC May 2010 U	2009/09/07	2009/09/08
66333	UBS AG - Jiangxi Copper R Bear CBBC Mar 2010 L	2009/09/07	2009/09/08
66612	UBS AG - R&F R Bear CBBC Jan 2010 H	2009/09/07	2009/09/08
66613	UBS AG - Shimao R Bear CBBC Jan 2010 J	2009/09/07	2009/09/08



## List of expired CBBC, 2009 (continued)

Code	CBBC	Last trading date	Delisted date
66663	UBS AG - Sinopec Corp R Bear CBBC Feb 2010 F	2009/09/07	2009/09/08
66208	ABN AMRO Bank N.V. - HSCEI R Bear CBBC Dec 2009 N	2009/09/08	2009/09/09
66335	ABN AMRO Bank N.V. - HSI R Bear CBBC Jan 2010 Z	2009/09/08	2009/09/09
66432	BNP Paribas Arbit Issu B.V. - HSI R Bear CBBC Mar 2010 S	2009/09/08	2009/09/09
66433	BNP Paribas Arbit Issu B.V. - HSI R Bear CBBC Mar 2010 T	2009/09/08	2009/09/09
66683	CC Rabobank B.A. - HSI R Bear CBBC Apr 2010 E	2009/09/08	2009/09/09
66684	CC Rabobank B.A. - HSI R Bear CBBC Apr 2010 F	2009/09/08	2009/09/09
66374	CC Rabobank B.A. - HSI R Bear CBBC Mar 2010 A	2009/09/08	2009/09/09
66304	Credit Suisse - China Life R Bear CBBC Jan 2010 D	2009/09/08	2009/09/09
66230	Credit Suisse - HSI R Bear CBBC Dec 2009 T	2009/09/08	2009/09/09
66674	Credit Suisse - HSI R Bear CBBC Jan 2010 K	2009/09/08	2009/09/09
66702	Credit Suisse - HSI R Bear CBBC Jan 2010 O	2009/09/08	2009/09/09
66400	Deutsche Bank AG - China Life R Bear CBBC Feb 2010 B	2009/09/08	2009/09/09
66314	Deutsche Bank AG - HSI R Bear CBBC Feb 2010 B	2009/09/08	2009/09/09
66721	Deutsche Bank AG - HSI R Bear CBBC Feb 2010 L	2009/09/08	2009/09/09
66059	Deutsche Bank AG - HSI R Bear CBBC Feb 2010 R	2009/09/08	2009/09/09
66406	Deutsche Bank AG - HSI R Bear CBBC Feb 2010 Z	2009/09/08	2009/09/09
66520	Deutsche Bank AG - HSI R Bear CBBC Jan 2010 E	2009/09/08	2009/09/09
66449	Deutsche Bank AG - HSI R Bear CBBC Jan 2010 X	2009/09/08	2009/09/09
66700	Deutsche Bank AG - HSI R Bear CBBC May 2010 D	2009/09/08	2009/09/09
66418	Goldman Sachs SP (Asia) - HSI R Bear CBBC Apr 2010 M	2009/09/08	2009/09/09
66419	Goldman Sachs SP (Asia) - HSI R Bear CBBC Apr 2010 N	2009/09/08	2009/09/09
66421	HK Bank - HSI R Bear CBBC Jun 2010 E	2009/09/08	2009/09/09
62970	KBC Fin Products Int'l Ltd. - CC Bank R Bull CBBC Sep 2009 A	2009/09/08	2009/09/10
66272	KBC Fin Products Int'l Ltd. - HSI R Bear CBBC Dec 2009 K	2009/09/08	2009/09/09
66324	KBC Fin Products Int'l Ltd. - HSI R Bear CBBC Jan 2010 U	2009/09/08	2009/09/09
66435	KBC Fin Products Int'l Ltd. - HSI R Bear CBBC Mar 2010 O	2009/09/08	2009/09/09
66511	Merrill Lynch Int'l & Co. C.V. - HSI R Bear CBBC Feb 2010 W	2009/09/08	2009/09/09
66512	Merrill Lynch Int'l & Co. C.V. - HSI R Bear CBBC Feb 2010 X	2009/09/08	2009/09/09
66460	SGA Societe Generale Acceptance N.V. -HSI R Bear CBBC Apr10R	2009/09/08	2009/09/09
66461	SGA Societe Generale Acceptance N.V. -HSI R Bear CBBC Apr10S	2009/09/08	2009/09/09
66462	SGA Societe Generale Acceptance N.V. -HSI R Bear CBBC Apr10T	2009/09/08	2009/09/09
66463	SGA Societe Generale Acceptance N.V. -HSI R Bear CBBC Apr10U	2009/09/08	2009/09/09
66464	SGA Societe Generale Acceptance N.V. -HSI R Bear CBBC Apr10V	2009/09/08	2009/09/09
66565	SGA Societe Generale Acceptance NV -HSCEI R Bear CBBC Jan10D	2009/09/08	2009/09/09
64707	SGA Societe Generale Acceptance NV-BOC HK R Bear CBBC Jan10B	2009/09/08	2009/09/09
66726	UBS AG - CC Bank R Bear CBBC Feb 2010 E	2009/09/08	2009/09/09
66106	UBS AG - China Life R Bear CBBC Feb 2010 F	2009/09/08	2009/09/09
66599	UBS AG - China Mobile R Bear CBBC Feb 2010 E	2009/09/08	2009/09/09
66327	UBS AG - China Shenhua R Bear CBBC Jan 2010 G	2009/09/08	2009/09/09
66387	UBS AG - CNOOC R Bear CBBC Feb 2010 F	2009/09/08	2009/09/09
66664	UBS AG - HSBC R Bear CBBC Feb 2010 J	2009/09/08	2009/09/09
66133	UBS AG - HSCEI R Bear CBBC Feb 2010 O	2009/09/08	2009/09/09
66715	UBS AG - HSI R Bear CBBC Dec 2009 F	2009/09/08	2009/09/09
66332	UBS AG - HSI R Bear CBBC Dec 2009 I	2009/09/08	2009/09/09
66220	UBS AG - HSI R Bear CBBC Dec 2009 Q	2009/09/08	2009/09/09
66716	UBS AG - HSI R Bear CBBC Feb 2010 S	2009/09/08	2009/09/09
66340	UBS AG - HSI R Bear CBBC Feb 2010 Y	2009/09/08	2009/09/09
66610	UBS AG - HSI R Bear CBBC Mar 2010 U	2009/09/08	2009/09/09
66357	UBS AG - HSI R Bear CBBC Nov 2009 P	2009/09/08	2009/09/09
66358	UBS AG - HSI R Bear CBBC Nov 2009 U	2009/09/08	2009/09/09
66072	UBS AG - HSI R Bear CBBC Nov 2009 W	2009/09/08	2009/09/09
66346	UBS AG - HSI R Bear CBBC Nov 2009 X	2009/09/08	2009/09/09
63838	UBS AG - ICBC R Bear CBBC Jan 2010 E	2009/09/08	2009/09/09
66729	UBS AG - Ping An R Bear CBBC Feb 2010 F	2009/09/08	2009/09/09
66490	UBS AG - SHK Ppt R Bear CBBC Feb 2010 P	2009/09/08	2009/09/09
66730	UBS AG - SHK Ppt R Bear CBBC Jan 2010 K	2009/09/08	2009/09/09
66632	ABN AMRO Bank N.V. - COVS R Bear CBBC Mar 2010 B	2009/09/09	2009/09/10
66766	ABN AMRO Bank N.V. - HSI R Bear CBBC Feb 2010 U	2009/09/09	2009/09/10
66769	ABN AMRO Bank N.V. - R&F R Bear CBBC Jan 2010 B	2009/09/09	2009/09/10
66755	Credit Suisse - A50 China R Bear CBBC Jan 2010 U	2009/09/09	2009/09/10
66754	Credit Suisse - HKEx R Bear CBBC Jan 2010 S	2009/09/09	2009/09/10
66762	Credit Suisse - HSI R Bear CBBC Jan 2010 U	2009/09/09	2009/09/10
66770	Deutsche Bank AG - China Life R Bear CBBC Mar 2010 A	2009/09/09	2009/09/10
66771	Deutsche Bank AG - HKEx R Bear CBBC Mar 2010 C	2009/09/09	2009/09/10
66773	Deutsche Bank AG - HSI R Bear CBBC Feb 2010 Q	2009/09/09	2009/09/10
66772	Deutsche Bank AG - HSI R Bear CBBC Jan 2010 K	2009/09/09	2009/09/10
66767	Goldman Sachs SP (Asia) - HSI R Bear CBBC Apr 2010 U	2009/09/09	2009/09/10
66768	Goldman Sachs SP (Asia) - HSI R Bear CBBC Apr 2010 V	2009/09/09	2009/09/10
66757	HK Bank - HSI R Bear CBBC Jun 2010 I	2009/09/09	2009/09/10
62693	KBC Fin Products Int'l Ltd. - A50 China R Bull CBBC Sep 09B	2009/09/09	2009/09/11
61269	KBC Fin Products Int'l Ltd. - China Life R Bull CBBC Sep 09B	2009/09/09	2009/09/11
62839	KBC Fin Products Int'l Ltd. - China Life R Bull CBBC Sep 09H	2009/09/09	2009/09/11
66761	KBC Fin Products Int'l Ltd. - HSI R Bear CBBC Feb 2010 W	2009/09/09	2009/09/10
63249	KBC Fin Products Int'l Ltd. - SHK Ppt R Bull CBBC Sep 2009 D	2009/09/09	2009/09/11
66750	SGA Societe Generale Acceptance N.V. -A50 R Bear CBBC Jan10D	2009/09/09	2009/09/10
66732	SGA Societe Generale Acceptance N.V. -HSI R Bear CBBC Jan10N	2009/09/09	2009/09/10
66736	SGA Societe Generale Acceptance N.V. -HSI R Bear CBBC Mar10M	2009/09/09	2009/09/10
66737	SGA Societe Generale Acceptance N.V. -HSI R Bear CBBC Mar10N	2009/09/09	2009/09/10
66749	SGA Societe Generale Acceptance N.V.-HKEx R Bear CBBC Jan10S	2009/09/09	2009/09/10
66742	SGA Societe Generale Acceptance NV-CHALCO R Bear CBBC Jan10J	2009/09/09	2009/09/10
66751	SGA Societe Generale Acceptance NV-JiangC R Bear CBBC Jan10J	2009/09/09	2009/09/10
66759	UBS AG - HSI R Bear CBBC Dec 2009 V	2009/09/09	2009/09/10
66760	UBS AG - HSI R Bear CBBC Dec 2009 X	2009/09/09	2009/09/10
66190	UBS AG - Jiangxi Copper R Bear CBBC Mar 2010 J	2009/09/09	2009/09/10
66634	ABN AMRO Bank N.V. - HKEx R Bear CBBC Jan 2010 E	2009/09/10	2009/09/11
64578	ABN AMRO Bank N.V. - HSI R Bear CBBC Nov 2009 I	2009/09/10	2009/09/11

## List of expired CBBC, 2009 (continued)

Code	CBBC	Last trading date	Delisted date
62849	ABN AMRO Bank N.V. - Nikkei 225 R Bull CBBC Sep 2009 B	2009/09/10	2009/09/14
63799	ABN AMRO Bank N.V. - Nikkei 225 R Bull CBBC Sep 2009 E	2009/09/10	2009/09/14
64545	BNP Paribas Arbit Issu B.V. - HSI R Bear CBBC Dec 2009 H	2009/09/10	2009/09/11
66685	CC Rabobank B.A. - HSI R Bear CBBC Apr 2010 G	2009/09/10	2009/09/11
66779	CC Rabobank B.A. - HSI R Bear CBBC Apr 2010 J	2009/09/10	2009/09/11
66780	CC Rabobank B.A. - HSI R Bear CBBC Apr 2010 K	2009/09/10	2009/09/11
66781	CC Rabobank B.A. - HSI R Bear CBBC Apr 2010 L	2009/09/10	2009/09/11
65521	CC Rabobank B.A. - HSI R Bear CBBC Feb 2010 F	2009/09/10	2009/09/11
66424	Credit Suisse - HKEx R Bear CBBC Jan 2010 N	2009/09/10	2009/09/11
66722	Credit Suisse - HSI R Bear CBBC Jan 2010 R	2009/09/10	2009/09/11
64687	Deutsche Bank AG - HSI R Bear CBBC Apr 2010 A	2009/09/10	2009/09/11
65480	Deutsche Bank AG - HSI R Bear CBBC Apr 2010 G	2009/09/10	2009/09/11
64095	Deutsche Bank AG - HSI R Bear CBBC Feb 2010 K	2009/09/10	2009/09/11
65567	Deutsche Bank AG - HSI R Bear CBBC Mar 2010 P	2009/09/10	2009/09/11
65510	Goldman Sachs SP (Asia) - HSI R Bear CBBC Feb 2010 T	2009/09/10	2009/09/11
64438	HK Bank - HSI R Bear CBBC Apr 2010 A	2009/09/10	2009/09/11
65881	KBC Fin Products Int'l Ltd. - Ch Life R Bear CBBC Dec 2009 D	2009/09/10	2009/09/11
66688	KBC Fin Products Int'l Ltd. - HKEx R Bear CBBC Jan 2010 G	2009/09/10	2009/09/11
66794	KBC Fin Products Int'l Ltd. - HSCEI R Bear CBBC Feb 2010 C	2009/09/10	2009/09/11
66791	KBC Fin Products Int'l Ltd. - HSCEI R Bear CBBC Jan 2010 B	2009/09/10	2009/09/11
65496	KBC Fin Products Int'l Ltd. - HSI R Bear CBBC Feb 2010 G	2009/09/10	2009/09/11
65497	KBC Fin Products Int'l Ltd. - HSI R Bear CBBC Feb 2010 H	2009/09/10	2009/09/11
65138	Merrill Lynch Int'l & Co. C.V. - HSI R Bear CBBC Jan 2010 F	2009/09/10	2009/09/11
65576	SGA Societe Generale Acceptance N.V. -HSI R Bear CBBC Mar10B	2009/09/10	2009/09/11
65577	SGA Societe Generale Acceptance N.V. -HSI R Bear CBBC Mar10C	2009/09/10	2009/09/11
66746	SGA Societe Generale Acceptance N.V.-CMob R Bear CBBC Jan10C	2009/09/10	2009/09/11
66574	SGA Societe Generale Acceptance N.V.-CLife R Bear CBBC Jan10R	2009/09/10	2009/09/11
63973	UBS AG - CC Bank R Bear CBBC Jan 2010 B	2009/09/10	2009/09/11
66561	UBS AG - China Mobile R Bear CBBC Jan 2010 S	2009/09/10	2009/09/11
64004	UBS AG - HSI R Bear CBBC Apr 2010 B	2009/09/10	2009/09/11
66777	UBS AG - HSI R Bear CBBC Feb 2010 E	2009/09/10	2009/09/11
66776	UBS AG - HSI R Bear CBBC Jan 2010 C	2009/09/10	2009/09/11
66197	UBS AG - HSI R Bear CBBC Mar 2010 D	2009/09/10	2009/09/11
61902	UBS AG - HSI R Bear CBBC Mar 2010 F	2009/09/10	2009/09/11
61898	UBS AG - HSI R Bear CBBC Mar 2010 G	2009/09/10	2009/09/11
65596	UBS AG - HSI R Bear CBBC Mar 2010 J	2009/09/10	2009/09/11
65555	UBS AG - HSI R Bear CBBC Mar 2010 O	2009/09/10	2009/09/11
65888	UBS AG - HSI R Bear CBBC May 2010 J	2009/09/10	2009/09/11
66621	Deutsche Bank AG - A50 China R Bear CBBC Feb 2010 B	2009/09/11	2009/09/14
63342	Deutsche Bank AG - China Life R Bear CBBC Sep 2009 I	2009/09/11	2009/09/15
62757	Deutsche Bank AG - HSBC R Bull CBBC Sep 2009 E	2009/09/11	2009/09/15
62923	Deutsche Bank AG - HSBC R Bull CBBC Sep 2009 G	2009/09/11	2009/09/15
66470	KBC Fin Products Int'l Ltd. - A50 China R Bear CBBC Jan 10 F	2009/09/11	2009/09/14
66802	KBC Fin Products Int'l Ltd. - HSI R Bear CBBC Dec 2009 I	2009/09/11	2009/09/14
66803	KBC Fin Products Int'l Ltd. - HSI R Bear CBBC Dec 2009 X	2009/09/11	2009/09/14
66804	KBC Fin Products Int'l Ltd. - HSI R Bear CBBC Feb 2010 X	2009/09/11	2009/09/14
62973	KBC Fin Products Int'l Ltd. - ICBC R Bull CBBC Sep 2009 B	2009/09/11	2009/09/15
66797	SGA Societe Generale Acceptance N.V. -HSI R Bear CBBC Mar10L	2009/09/11	2009/09/14
66796	SGA Societe Generale Acceptance N.V. -HSI R Bear CBBC Mar10O	2009/09/11	2009/09/14
66581	SGA Societe Generale Acceptance NV-Shimao R Bear CBBC Jan10H	2009/09/11	2009/09/14
66819	UBS AG - A50 China R Bull CBBC Feb 2010 G	2009/09/11	2009/09/14
66801	UBS AG - HSI R Bear CBBC Dec 2009 B	2009/09/11	2009/09/14
66534	UBS AG - Shimao R Bear CBBC Jan 2010 H	2009/09/11	2009/09/14
66845	Credit Suisse - HSI R Bear CBBC Jan 2010 Y	2009/09/14	2009/09/15
63761	KBC Fin Products Int'l Ltd. - China Life R Bull CBBC Sep09K	2009/09/14	2009/09/16
62972	KBC Fin Products Int'l Ltd. - HKEx R Bull CBBC Sep 2009 D	2009/09/14	2009/09/16
63248	KBC Fin Products Int'l Ltd. - HSBC R Bull CBBC Sep 2009 J	2009/09/14	2009/09/16
66843	KBC Fin Products Int'l Ltd. - HSI R Bear CBBC Jan 2010 P	2009/09/14	2009/09/15
66844	KBC Fin Products Int'l Ltd. - HSI R Bear CBBC Jan 2010 Q	2009/09/14	2009/09/15
66847	UBS AG - A50 China R Bear CBBC Jan 2010 C	2009/09/14	2009/09/15
66859	UBS AG - CCHC R Bull CBBC Jan 2010 C	2009/09/14	2009/09/15
66846	UBS AG - HKEx R Bear CBBC Feb 2010 M	2009/09/14	2009/09/15
66848	UBS AG - HSI R Bear CBBC Dec 2009 E	2009/09/14	2009/09/15
66849	UBS AG - HSI R Bear CBBC Dec 2009 J	2009/09/14	2009/09/15
66863	UBS AG - R&F R Bull CBBC Jan 2010 K	2009/09/14	2009/09/15
66912	BNP Paribas Arbit Issu B.V. - HSI R Bull CBBC Feb 2010 K	2009/09/15	2009/09/16
66853	Credit Suisse - A50 China R Bull CBBC Jan 2010 Z	2009/09/15	2009/09/16
66892	Credit Suisse - HSI R Bear CBBC Jan 2010 B	2009/09/15	2009/09/16
66908	Credit Suisse - HSI R Bull CBBC Jan 2010 F	2009/09/15	2009/09/16
66921	Deutsche Bank AG - HSI R Bull CBBC Feb 2010 X	2009/09/15	2009/09/16
66920	Goldman Sachs SP (Asia) - HSI R Bull CBBC May 2010 E	2009/09/15	2009/09/16
66901	KBC Fin Products Int'l Ltd. - HSI R Bear CBBC Jan 2010 B	2009/09/15	2009/09/16
66900	KBC Fin Products Int'l Ltd. - HSI R Bear CBBC Jan 2010 R	2009/09/15	2009/09/16
66911	KBC Fin Products Int'l Ltd. - HSI R Bull CBBC Jan 2010 V	2009/09/15	2009/09/16
66929	UBS AG - China Life R Bull CBBC Feb 2010 O	2009/09/15	2009/09/16
66930	UBS AG - China Mobile R Bull CBBC Feb 2010 H	2009/09/15	2009/09/16
66905	UBS AG - HKEx R Bull CBBC Feb 2010 N	2009/09/15	2009/09/16
66891	UBS AG - HSI R Bear CBBC Dec 2009 O	2009/09/15	2009/09/16
66907	UBS AG - HSI R Bear CBBC Dec 2009 T	2009/09/15	2009/09/16
66924	UBS AG - HSI R Bull CBBC Jan 2010 W	2009/09/15	2009/09/16
66913	ABN AMRO Bank N.V. - A50 China R Bull CBBC Jan 2010 A	2009/09/16	2009/09/17
65681	ABN AMRO Bank N.V. - DJIA R Bear CBBC Dec 2009 D	2009/09/16	2009/09/17
66916	ABN AMRO Bank N.V. - HSI R Bear CBBC Feb 2010 H	2009/09/16	2009/09/17
65957	ABN AMRO Bank N.V. - HSI R Bear CBBC Jan 2010 M	2009/09/16	2009/09/17
63821	ABN AMRO Bank N.V. - NQ100 R Bear CBBC Sep 2009 C	2009/09/16	2009/09/18
63800	ABN AMRO Bank N.V. - NQ100 R Bull CBBC Sep 2009 A	2009/09/16	2009/09/18
66886	Barclays Bank plc - HSI R Bear CBBC Mar 2010 C	2009/09/16	2009/09/17

## List of expired CBBC, 2009 (continued)

Code	CBBC	Last trading date	Delisted date
65478	BNP Paribas Arbit Issu B.V. - HSI R Bear CBBC Mar 2010 E	2009/09/16	2009/09/17
66983	BNP Paribas Arbit Issu B.V. - HSI R Bear CBBC Mar 2010 K	2009/09/16	2009/09/17
60894	CC Rabobank B.A. - HSBC R Bear CBBC Dec 2009 A	2009/09/16	2009/09/17
65788	CC Rabobank B.A. - HSI R Bear CBBC Feb 2010 Q	2009/09/16	2009/09/17
66982	Credit Suisse - HSI R Bear CBBC Jan 2010 G	2009/09/16	2009/09/17
64638	Deutsche Bank AG - HSI R Bear CBBC Dec 2009 V	2009/09/16	2009/09/17
66972	Deutsche Bank AG - HSI R Bear CBBC Feb 2010 Y	2009/09/16	2009/09/17
66970	Deutsche Bank AG - HSI R Bear CBBC Jan 2010 O	2009/09/16	2009/09/17
66971	Deutsche Bank AG - HSI R Bear CBBC Jan 2010 Q	2009/09/16	2009/09/17
66981	Goldman Sachs SP (Asia) - HSI R Bear CBBC Apr 2010 Y	2009/09/16	2009/09/17
65511	Goldman Sachs SP (Asia) - HSI R Bear CBBC Mar 2010 S	2009/09/16	2009/09/17
66973	KBC Fin Products Int'l Ltd. - CCHC R Bull CBBC Jan 2010 C	2009/09/16	2009/09/17
66322	KBC Fin Products Int'l Ltd. - HSBC R Bear CBBC Jan 2010 E	2009/09/16	2009/09/17
65493	KBC Fin Products Int'l Ltd. - HSI R Bear CBBC Jan 2010 W	2009/09/16	2009/09/17
66948	SGA Societe Generale Acceptance N.V. -A50 R Bull CBBC Jan10J	2009/09/16	2009/09/17
64897	SGA Societe Generale Acceptance N.V. -HSI R Bear CBBC Jan10E	2009/09/16	2009/09/17
66957	SGA Societe Generale Acceptance N.V. -HSI R Bull CBBC Apr10I	2009/09/16	2009/09/17
66941	SGA Societe Generale Acceptance N.V.-CMob R Bull CBBC Jan10O	2009/09/16	2009/09/17
64665	SGA Societe Generale Acceptance N.V.-HSBC R Bear CBBC Jan10E	2009/09/16	2009/09/17
66523	SGA Societe Generale Acceptance N.V.-CShen R Bear CBBC Jan10F	2009/09/16	2009/09/17
66236	UBS AG - BOC HK R Bear CBBC Jan 2010 B	2009/09/16	2009/09/17
65466	UBS AG - BOCL R Bear CBBC Feb 2010 B	2009/09/16	2009/09/17
66979	UBS AG - China Mobile R Bull CBBC Feb 2010 I	2009/09/16	2009/09/17
65557	UBS AG - HSI R Bear CBBC Apr 2010 Q	2009/09/16	2009/09/17
66976	UBS AG - HSI R Bear CBBC Dec 2009 I	2009/09/16	2009/09/17
66977	UBS AG - HSI R Bear CBBC Feb 2010 S	2009/09/16	2009/09/17
62197	UBS AG - HSI R Bear CBBC Mar 2010 V	2009/09/16	2009/09/17
66961	UBS AG - HSI R Bull CBBC Feb 2010 X	2009/09/16	2009/09/17
67025	ABN AMRO Bank N.V. - A50 China R Bear CBBC Jan 2010 B	2009/09/17	2009/09/18
65668	ABN AMRO Bank N.V. - Ch Life R Bear CBBC Jan 2010 B	2009/09/17	2009/09/18
63802	ABN AMRO Bank N.V. - DJIA R Bear CBBC Sep 2009 K	2009/09/17	2009/09/21
62212	ABN AMRO Bank N.V. - DJIA R Bull CBBC Sep 2009 A	2009/09/17	2009/09/21
62490	ABN AMRO Bank N.V. - DJIA R Bull CBBC Sep 2009 C	2009/09/17	2009/09/21
62491	ABN AMRO Bank N.V. - DJIA R Bull CBBC Sep 2009 D	2009/09/17	2009/09/21
62765	ABN AMRO Bank N.V. - DJIA R Bull CBBC Sep 2009 E	2009/09/17	2009/09/21
63797	ABN AMRO Bank N.V. - DJIA R Bull CBBC Sep 2009 H	2009/09/17	2009/09/21
63798	ABN AMRO Bank N.V. - DJIA R Bull CBBC Sep 2009 I	2009/09/17	2009/09/21
62547	ABN AMRO Bank N.V. - HSBC R Bull CBBC Sep 2009 A	2009/09/17	2009/09/21
64611	ABN AMRO Bank N.V. - HSCEI R Bear CBBC Dec 2009 F	2009/09/17	2009/09/18
66996	ABN AMRO Bank N.V. - HSCEI R Bear CBBC Feb 2010 C	2009/09/17	2009/09/18
65778	ABN AMRO Bank N.V. - HSI R Bear CBBC Dec 2009 A	2009/09/17	2009/09/18
66917	ABN AMRO Bank N.V. - HSI R Bear CBBC Feb 2010 I	2009/09/17	2009/09/18
67028	ABN AMRO Bank N.V. - HSI R Bear CBBC Feb 2010 N	2009/09/17	2009/09/18
65958	ABN AMRO Bank N.V. - HSI R Bear CBBC Jan 2010 N	2009/09/17	2009/09/18
66253	ABN AMRO Bank N.V. - HSI R Bear CBBC Jan 2010 Y	2009/09/17	2009/09/18
64579	ABN AMRO Bank N.V. - HSI R Bear CBBC Nov 2009 J	2009/09/17	2009/09/18
66887	Barclays Bank plc - HSI R Bear CBBC Mar 2010 D	2009/09/17	2009/09/18
65657	BNP Paribas Arbit Issu B.V. - HSI R Bear CBBC Mar 2010 H	2009/09/17	2009/09/18
65658	BNP Paribas Arbit Issu B.V. - HSI R Bear CBBC Mar 2010 I	2009/09/17	2009/09/18
66483	CC Rabobank B.A. - A50 China R Bear CBBC Mar 2010 C	2009/09/17	2009/09/18
61003	CC Rabobank B.A. - HSBC R Bear CBBC Sep 2009 C	2009/09/17	2009/09/18
65522	CC Rabobank B.A. - HSI R Bear CBBC Feb 2010 G	2009/09/17	2009/09/18
65789	CC Rabobank B.A. - HSI R Bear CBBC Feb 2010 R	2009/09/17	2009/09/18
66256	CC Rabobank B.A. - HSI R Bear CBBC Mar 2010 J	2009/09/17	2009/09/18
66257	CC Rabobank B.A. - HSI R Bear CBBC Mar 2010 L	2009/09/17	2009/09/18
66258	CC Rabobank B.A. - HSI R Bear CBBC Mar 2010 M	2009/09/17	2009/09/18
66508	Credit Suisse - A50 China R Bear CBBC Jan 2010 R	2009/09/17	2009/09/18
66012	Credit Suisse - HSBC R Bear CBBC Jan 2010 E	2009/09/17	2009/09/18
65931	Credit Suisse - HSI R Bear CBBC Dec 2009 J	2009/09/17	2009/09/18
65705	Credit Suisse - HSI R Bear CBBC Dec 2010 D	2009/09/17	2009/09/18
66723	Credit Suisse - HSI R Bear CBBC Jan 2010 S	2009/09/17	2009/09/18
65529	Deutsche Bank AG - China Life R Bear CBBC Dec 2009 I	2009/09/17	2009/09/18
64055	Deutsche Bank AG - HSBC R Bear CBBC Oct 2009 D	2009/09/17	2009/09/18
65452	Deutsche Bank AG - HSI R Bear CBBC Apr 2010 F	2009/09/17	2009/09/18
65481	Deutsche Bank AG - HSI R Bear CBBC Apr 2010 H	2009/09/17	2009/09/18
65482	Deutsche Bank AG - HSI R Bear CBBC Apr 2010 I	2009/09/17	2009/09/18
67026	Deutsche Bank AG - HSI R Bear CBBC Feb 2010 C	2009/09/17	2009/09/18
64471	Deutsche Bank AG - HSI R Bear CBBC Mar 2010 C	2009/09/17	2009/09/18
64533	Deutsche Bank AG - HSI R Bear CBBC Mar 2010 G	2009/09/17	2009/09/18
64566	Deutsche Bank AG - HSI R Bear CBBC Mar 2010 I	2009/09/17	2009/09/18
65744	Deutsche Bank AG - HSI R Bear CBBC Mar 2010 Q	2009/09/17	2009/09/18
67023	Goldman Sachs SP (Asia) - HSI R Bear CBBC Apr 2010 Z	2009/09/17	2009/09/18
65666	Goldman Sachs SP (Asia) - HSI R Bear CBBC Feb 2010 B	2009/09/17	2009/09/18
65667	Goldman Sachs SP (Asia) - HSI R Bear CBBC Mar 2010 V	2009/09/17	2009/09/18
64616	HK Bank - HSI R Bear CBBC Dec 2009 O	2009/09/17	2009/09/18
64617	HK Bank - HSI R Bear CBBC Mar 2010 B	2009/09/17	2009/09/18
61190	KBC Fin Products Int'l Ltd. - China Life R Bear CBBC Dec 09B	2009/09/17	2009/09/18
66792	KBC Fin Products Int'l Ltd. - HSCEI R Bear CBBC Mar 2010 A	2009/09/17	2009/09/18
67015	KBC Fin Products Int'l Ltd. - HSI R Bear CBBC Feb 2010 B	2009/09/17	2009/09/18
67006	KBC Fin Products Int'l Ltd. - HSI R Bear CBBC Feb 2010 C	2009/09/17	2009/09/18
65499	KBC Fin Products Int'l Ltd. - HSI R Bear CBBC Feb 2010 J	2009/09/17	2009/09/18
65500	KBC Fin Products Int'l Ltd. - HSI R Bear CBBC Feb 2010 K	2009/09/17	2009/09/18
65494	KBC Fin Products Int'l Ltd. - HSI R Bear CBBC Jan 2010 X	2009/09/17	2009/09/18
65495	KBC Fin Products Int'l Ltd. - HSI R Bear CBBC Jan 2010 Y	2009/09/17	2009/09/18
65501	KBC Fin Products Int'l Ltd. - HSI R Bear CBBC Mar 2010 H	2009/09/17	2009/09/18
65502	KBC Fin Products Int'l Ltd. - HSI R Bear CBBC Mar 2010 I	2009/09/17	2009/09/18
61164	KBC Fin Products Int'l Ltd. - HSI R Bear CBBC Sep 2009 J	2009/09/17	2009/09/18



## List of expired CBBC, 2009 (continued)

Code	CBBC	Last trading date	Delisted date
61165	KBC Fin Products Int'l Ltd. - HSI R Bear CBBC Sep 2009 K	2009/09/17	2009/09/18
64605	Macquarie Bank Ltd. - HSI R Bear CBBC Nov 2009 J	2009/09/17	2009/09/18
65139	Merrill Lynch Int'l & Co. C.V. - HSI R Bear CBBC Jan 2010 G	2009/09/17	2009/09/18
64809	SGA Societe Generale Acceptance N.V. -HSI R Bear CBBC Jan10R	2009/09/17	2009/09/18
65741	SGA Societe Generale Acceptance N.V. -HSI R Bear CBBC Mar10G	2009/09/17	2009/09/18
65742	SGA Societe Generale Acceptance N.V. -HSI R Bear CBBC Mar10H	2009/09/17	2009/09/18
65743	SGA Societe Generale Acceptance N.V. -HSI R Bear CBBC Mar10I	2009/09/17	2009/09/18
65859	SGA Societe Generale Acceptance N.V. -HSI R Bear CBBC Mar10P	2009/09/17	2009/09/18
66740	SGA Societe Generale Acceptance N.V. -HSI R Bear CBBC May10C	2009/09/17	2009/09/18
66452	SGA Societe Generale Acceptance N.V.-HKEx R Bear CBBC Jan10R	2009/09/17	2009/09/18
64898	SGA Societe Generale Acceptance N.V.-ICBC R Bear CBBC Jan10B	2009/09/17	2009/09/18
65580	SGA Societe Generale Acceptance N.V.-CLife R Bear CBBC Jan10I	2009/09/17	2009/09/18
65133	SGA Societe Generale Acceptance NV -HSCEI R Bear CBBC Dec09D	2009/09/17	2009/09/18
66572	SGA Societe Generale Acceptance NV-BOC HK R Bear CBBC Jan10D	2009/09/17	2009/09/18
66458	SGA Societe Generale Acceptance NV-JiangC R Bear CBBC Jan10H	2009/09/17	2009/09/18
66398	UBS AG - A50 China R Bear CBBC Jan 2010 U	2009/09/17	2009/09/18
65560	UBS AG - BankComm R Bear CBBC Feb 2010 B	2009/09/17	2009/09/18
66489	UBS AG - CHALCO R Bear CBBC Feb 2010 K	2009/09/17	2009/09/18
66728	UBS AG - Cheung Kong R Bear CBBC Feb 2010 L	2009/09/17	2009/09/18
66518	UBS AG - China Life R Bear CBBC Feb 2010 I	2009/09/17	2009/09/18
65117	UBS AG - China Life R Bear CBBC Jan 2010 E	2009/09/17	2009/09/18
66271	UBS AG - HKEx R Bear CBBC Jan 2010 O	2009/09/17	2009/09/18
64310	UBS AG - HSBC R Bear CBBC Jan 2010 C	2009/09/17	2009/09/18
66070	UBS AG - HSCEI R Bear CBBC Feb 2010 N	2009/09/17	2009/09/18
64005	UBS AG - HSI R Bear CBBC Apr 2010 C	2009/09/17	2009/09/18
64398	UBS AG - HSI R Bear CBBC Apr 2010 K	2009/09/17	2009/09/18
64399	UBS AG - HSI R Bear CBBC Apr 2010 L	2009/09/17	2009/09/18
65558	UBS AG - HSI R Bear CBBC Apr 2010 R	2009/09/17	2009/09/18
65734	UBS AG - HSI R Bear CBBC Apr 2010 T	2009/09/17	2009/09/18
66094	UBS AG - HSI R Bear CBBC Apr 2010 X	2009/09/17	2009/09/18
67000	UBS AG - HSI R Bear CBBC Dec 2009 Q	2009/09/17	2009/09/18
67018	UBS AG - HSI R Bear CBBC Dec 2009 X	2009/09/17	2009/09/18
65916	UBS AG - HSI R Bear CBBC Feb 2010 N	2009/09/17	2009/09/18
61903	UBS AG - HSI R Bear CBBC Mar 2010 H	2009/09/17	2009/09/18
61904	UBS AG - HSI R Bear CBBC Mar 2010 I	2009/09/17	2009/09/18
65556	UBS AG - HSI R Bear CBBC Mar 2010 Q	2009/09/17	2009/09/18
62198	UBS AG - HSI R Bear CBBC Mar 2010 W	2009/09/17	2009/09/18
62199	UBS AG - HSI R Bear CBBC Mar 2010 X	2009/09/17	2009/09/18
65992	UBS AG - HSI R Bear CBBC Nov 2009 E	2009/09/17	2009/09/18
66318	UBS AG - Petrochina R Bear CBBC Feb 2010 D	2009/09/17	2009/09/18
66110	UBS AG - SHK Ppt R Bear CBBC Feb 2010 O	2009/09/17	2009/09/18
67035	Credit Suisse - HSI R Bear CBBC Jan 2010 I	2009/09/18	2009/09/21
62541	Deutsche Bank AG - HSBC R Bull CBBC Sep 2009 A	2009/09/18	2009/09/22
62542	Deutsche Bank AG - HSBC R Bull CBBC Sep 2009 B	2009/09/18	2009/09/22
63118	Deutsche Bank AG - HSBC R Bull CBBC Sep 2009 H	2009/09/18	2009/09/22
67033	Deutsche Bank AG - HSI R Bear CBBC Feb 2010 H	2009/09/18	2009/09/21
67057	KBC Fin Products Int'l Ltd. - A50 China R Bull CBBC Jan2010K	2009/09/18	2009/09/21
61947	KBC Fin Products Int'l Ltd. - BOCL R Bull CBBC Sep 2009 A	2009/09/18	2009/09/22
67031	SGA Societe Generale Acceptance N.V. -HSI R Bear CBBC Mar10B	2009/09/18	2009/09/21
67029	SGA Societe Generale Acceptance N.V. -HSI R Bear CBBC Mar10M	2009/09/18	2009/09/21
67030	SGA Societe Generale Acceptance N.V. -HSI R Bear CBBC Mar10N	2009/09/18	2009/09/21
67027	SGA Societe Generale Acceptance N.V. -HSI R Bear CBBC Mar10V	2009/09/18	2009/09/21
67046	UBS AG - A50 China R Bull CBBC Feb 2010 I	2009/09/18	2009/09/21
67034	UBS AG - HSI R Bear CBBC Jun 2010 E	2009/09/18	2009/09/21
67032	UBS AG - HSI R Bear CBBC Mar 2010 Y	2009/09/18	2009/09/21
66831	ABN AMRO Bank N.V. - A50 China R Bull CBBC Jan 2010 U	2009/09/21	2009/09/22
60654	BNP Paribas Arbit Issu B.V. - HSBC R Bear CBBC Sep 2009 B	2009/09/21	2009/09/22
67066	Credit Suisse - HKEx R Bear CBBC Jan 2010 V	2009/09/21	2009/09/22
65983	KBC Fin Products Int'l Ltd. - HSBC R Bear CBBC Feb 2010 B	2009/09/21	2009/09/22
65963	SGA Societe Generale Acceptance N.V.-HSBC R Bear CBBC Jan10I	2009/09/21	2009/09/22
67067	UBS AG - China Life R Bear CBBC Feb 2010 Q	2009/09/21	2009/09/22
67068	UBS AG - HKEx R Bear CBBC Feb 2010 O	2009/09/21	2009/09/22
67082	BNP Paribas Arbit Issu B.V. - HSI R Bear CBBC Feb 2010 M	2009/09/22	2009/09/23
67081	BNP Paribas Arbit Issu B.V. - HSI R Bear CBBC Jan 2010 B	2009/09/22	2009/09/23
67074	Credit Suisse - China Mobile R Bear CBBC Jan 2010 N	2009/09/22	2009/09/23
67071	KBC Fin Products Int'l Ltd. - HSI R Bear CBBC Jan 2010 G	2009/09/22	2009/09/23
67080	UBS AG - China Mobile R Bear CBBC Jan 2010 U	2009/09/22	2009/09/23
67040	UBS AG - COVS R Bull CBBC Feb 2010 E	2009/09/22	2009/09/23
67072	UBS AG - HSI R Bear CBBC Dec 2009 B	2009/09/22	2009/09/23
66628	ABN AMRO Bank N.V. - China Tel R Bull CBBC Feb 2010 C	2009/09/23	2009/09/24
67111	Credit Suisse - HSI R Bear CBBC Jan 2010 N	2009/09/23	2009/09/24
67105	Deutsche Bank AG - HSI R Bear CBBC Feb 2010 P	2009/09/23	2009/09/24
67104	Deutsche Bank AG - HSI R Bear CBBC Jan 2010 X	2009/09/23	2009/09/24
66806	KBC Fin Products Int'l Ltd. - A50 China R Bull CBBC Dec 09G	2009/09/23	2009/09/24
67113	KBC Fin Products Int'l Ltd. - HSI R Bear CBBC Jan 2010 F	2009/09/23	2009/09/24
66947	SGA Societe Generale Acceptance N.V. -A50 R Bull CBBC Jan10I	2009/09/23	2009/09/24
67090	SGA Societe Generale Acceptance N.V.-CMob R Bear CBBC Jan10P	2009/09/23	2009/09/24
67089	SGA Societe Generale Acceptance N.V.-CLife R Bear CBBC Jan10V	2009/09/23	2009/09/24
67022	UBS AG - China Mobile R Bear CBBC Feb 2010 J	2009/09/23	2009/09/24
67102	UBS AG - HSI R Bear CBBC Dec 2009 J	2009/09/23	2009/09/24
67103	UBS AG - HSI R Bear CBBC Feb 2010 Y	2009/09/23	2009/09/24
67114	UBS AG - HSI R Bear CBBC Mar 2010 O	2009/09/23	2009/09/24
66830	ABN AMRO Bank N.V. - A50 China R Bull CBBC Jan 2010 G	2009/09/24	2009/09/25
63524	ABN AMRO Bank N.V. - A50 China R Bull CBBC Sep 2009 C	2009/09/24	2009/09/28
67215	ABN AMRO Bank N.V. - HSI R Bull CBBC Feb 2010 H	2009/09/24	2009/09/25
67213	ABN AMRO Bank N.V. - HSI R Bull CBBC Feb 2010 J	2009/09/24	2009/09/25
67024	ABN AMRO Bank N.V. - HSI R Bull CBBC Feb 2010 M	2009/09/24	2009/09/25

## List of expired CBBC, 2009 (continued)

Code	CBBC	Last trading date	Delisted date
67214	ABN AMRO Bank N.V. - HSI R Bull CBBC Feb 2010 U	2009/09/24	2009/09/25
67157	BNP Paribas Arbit Issu B.V. - HSI R Bull CBBC Apr 2010 A	2009/09/24	2009/09/25
67014	BNP Paribas Arbit Issu B.V. - HSI R Bull CBBC Feb 2010 J	2009/09/24	2009/09/25
67226	BNP Paribas Arbit Issu B.V. - HSI R Bull CBBC Feb 2010 N	2009/09/24	2009/09/25
67136	BNP Paribas Arbit Issu B.V. - HSI R Bull CBBC Mar 2010 X	2009/09/24	2009/09/25
66837	Credit Suisse - A50 China R Bull CBBC Jan 2010 Y	2009/09/24	2009/09/25
67176	Credit Suisse - China Life R Bull CBBC Feb 2010 B	2009/09/24	2009/09/25
66753	Credit Suisse - China Tel R Bull CBBC Feb 2010 A	2009/09/24	2009/09/25
67012	Credit Suisse - HKEx R Bull CBBC Feb 2010 D	2009/09/24	2009/09/25
67115	Credit Suisse - HSI R Bull CBBC Jan 2010 J	2009/09/24	2009/09/25
67172	Credit Suisse - HSI R Bull CBBC Jan 2010 K	2009/09/24	2009/09/25
67173	Credit Suisse - HSI R Bull CBBC Jan 2010 U	2009/09/24	2009/09/25
67007	Deutsche Bank AG - HSI R Bull CBBC Feb 2010 O	2009/09/24	2009/09/25
67167	Deutsche Bank AG - HSI R Bull CBBC Feb 2010 T	2009/09/24	2009/09/25
67120	Deutsche Bank AG - HSI R Bull CBBC Mar 2010 D	2009/09/24	2009/09/25
67109	Deutsche Bank AG - HSI R Bull CBBC Mar 2010 O	2009/09/24	2009/09/25
67121	Goldman Sachs SP (Asia) - HSI R Bull CBBC Apr 2010 D	2009/09/24	2009/09/25
67122	Goldman Sachs SP (Asia) - HSI R Bull CBBC Apr 2010 G	2009/09/24	2009/09/25
67127	Goldman Sachs SP (Asia) - HSI R Bull CBBC May 2010 G	2009/09/24	2009/09/25
67222	Goldman Sachs SP (Asia) - HSI R Bull CBBC May 2010 H	2009/09/24	2009/09/25
67051	KBC Fin Products Int'l Ltd. - HSCEI R Bull CBBC Jan 2010 D	2009/09/24	2009/09/25
67128	KBC Fin Products Int'l Ltd. - HSI R Bull CBBC Dec 2009 Y	2009/09/24	2009/09/25
67011	KBC Fin Products Int'l Ltd. - HSI R Bull CBBC Feb 2010 A	2009/09/24	2009/09/25
67129	KBC Fin Products Int'l Ltd. - HSI R Bull CBBC Jan 2010 J	2009/09/24	2009/09/25
67180	KBC Fin Products Int'l Ltd. - HSI R Bull CBBC Jan 2010 L	2009/09/24	2009/09/25
67053	KBC Fin Products Int'l Ltd. - Jiangxi C R Bull CBBC Feb10B	2009/09/24	2009/09/25
67060	SGA Societe Generale Acceptance N.V. -HSI R Bull CBBC Apr10Y	2009/09/24	2009/09/25
66938	SGA Societe Generale Acceptance N.V.-CCHC R Bull CBBC Jan10K	2009/09/24	2009/09/25
67211	UBS AG - A50 China R Bull CBBC Feb 2010 K	2009/09/24	2009/09/25
66605	UBS AG - A50 China R Bull CBBC Jan 2010 Y	2009/09/24	2009/09/25
67139	UBS AG - BOCL R Bull CBBC Feb 2010 G	2009/09/24	2009/09/25
67141	UBS AG - CC Bank R Bull CBBC Feb 2010 G	2009/09/24	2009/09/25
66858	UBS AG - CCHC R Bull CBBC Jan 2010 B	2009/09/24	2009/09/25
67204	UBS AG - CHALCO R Bull CBBC Feb 2010 O	2009/09/24	2009/09/25
67142	UBS AG - China Life R Bull CBBC Feb 2010 R	2009/09/24	2009/09/25
67203	UBS AG - China Life R Bull CBBC Feb 2010 T	2009/09/24	2009/09/25
67144	UBS AG - China Shenhua R Bull CBBC Feb 2010 F	2009/09/24	2009/09/25
67147	UBS AG - HKEx R Bull CBBC Feb 2010 P	2009/09/24	2009/09/25
67207	UBS AG - HKEx R Bull CBBC Feb 2010 R	2009/09/24	2009/09/25
67164	UBS AG - HSBC R Bear CBBC Feb 2010 L	2009/09/24	2009/09/25
67205	UBS AG - HSBC R Bull CBBC Feb 2010 N	2009/09/24	2009/09/25
66923	UBS AG - HSCEI R Bull CBBC Feb 2010 V	2009/09/24	2009/09/25
67187	UBS AG - HSCEI R Bull CBBC Feb 2010 Z	2009/09/24	2009/09/25
67191	UBS AG - HSI R Bull CBBC Apr 2010 A	2009/09/24	2009/09/25
67190	UBS AG - HSI R Bull CBBC Apr 2010 Z	2009/09/24	2009/09/25
67137	UBS AG - HSI R Bull CBBC Dec 2009 E	2009/09/24	2009/09/25
67188	UBS AG - HSI R Bull CBBC Dec 2009 Q	2009/09/24	2009/09/25
67138	UBS AG - HSI R Bull CBBC Dec 2009 T	2009/09/24	2009/09/25
67010	UBS AG - HSI R Bull CBBC Dec 2009 V	2009/09/24	2009/09/25
67189	UBS AG - HSI R Bull CBBC Jan 2010 W	2009/09/24	2009/09/25
67048	UBS AG - HSI R Bull CBBC Mar 2010 U	2009/09/24	2009/09/25
67146	UBS AG - ICBC R Bull CBBC Feb 2010 E	2009/09/24	2009/09/25
66935	UBS AG - Jiangxi Copper R Bull CBBC Feb 2010 G	2009/09/24	2009/09/25
66862	UBS AG - R&F R Bull CBBC Jan 2010 J	2009/09/24	2009/09/25
67041	UBS AG - Shimao R Bull CBBC Feb 2010 C	2009/09/24	2009/09/25
67206	UBS AG - SHK Ppt R Bull CBBC Feb 2010 S	2009/09/24	2009/09/25
66915	ABN AMRO Bank N.V. - HSI R Bull CBBC Feb 2010 G	2009/09/25	2009/09/28
67212	ABN AMRO Bank N.V. - HSI R Bull CBBC Feb 2010 L	2009/09/25	2009/09/28
60442	BNP Paribas Arbit Issu B.V. - A50 Ch R Bull CBBC Sep 2009 A	2009/09/25	2009/09/29
67013	BNP Paribas Arbit Issu B.V. - HSI R Bull CBBC Feb 2010 G	2009/09/25	2009/09/28
67242	Credit Suisse - A50 China R Bull CBBC Jan 2010 C	2009/09/25	2009/09/28
67243	Credit Suisse - HSI R Bull CBBC Feb 2010 K	2009/09/25	2009/09/28
66967	Credit Suisse - HSI R Bull CBBC Jan 2010 C	2009/09/25	2009/09/28
62506	Deutsche Bank AG - A50 China R Bull CBBC Sep 2009 A	2009/09/25	2009/09/29
67253	Deutsche Bank AG - HSI R Bull CBBC Feb 2010 I	2009/09/25	2009/09/28
66959	Deutsche Bank AG - HSI R Bull CBBC Feb 2010 N	2009/09/25	2009/09/28
66919	Goldman Sachs SP (Asia) - HSI R Bull CBBC May 2010 D	2009/09/25	2009/09/28
66687	KBC Fin Products Int'l Ltd. - CCHC R Bull CBBC Jan 2010 B	2009/09/25	2009/09/28
67096	KBC Fin Products Int'l Ltd. - China Life R Bull CBBC Jan 10C	2009/09/25	2009/09/28
66987	KBC Fin Products Int'l Ltd. - HKEx R Bull CBBC Jan 10H	2009/09/25	2009/09/28
66910	KBC Fin Products Int'l Ltd. - HSI R Bull CBBC Jan 2010 A	2009/09/25	2009/09/28
67234	SGA Societe Generale Acceptance N.V. -A50 R Bull CBBC Jan10S	2009/09/25	2009/09/28
66955	SGA Societe Generale Acceptance N.V. -HSI R Bull CBBC Apr10H	2009/09/25	2009/09/28
66956	SGA Societe Generale Acceptance N.V. -HSI R Bull CBBC Apr10J	2009/09/25	2009/09/28
67235	SGA Societe Generale Acceptance N.V. -HSI R Bull CBBC Mar10C	2009/09/25	2009/09/28
67237	SGA Societe Generale Acceptance N.V. -HSI R Bull CBBC Mar10L	2009/09/25	2009/09/28
67236	SGA Societe Generale Acceptance N.V. -HSI R Bull CBBC Mar10O	2009/09/25	2009/09/28
67238	SGA Societe Generale Acceptance N.V. -HSI R Bull CBBC Mar10P	2009/09/25	2009/09/28
67231	SGA Societe Generale Acceptance N.V.-CMob R Bull CBBC Jan10S	2009/09/25	2009/09/28
67233	SGA Societe Generale Acceptance N.V.-HKEx R Bull CBBC Jan10U	2009/09/25	2009/09/28
63160	SGA Societe Generale Acceptance N.V.-HKEx R Bull CBBC Sep09Q	2009/09/25	2009/09/29
62863	SGA Societe Generale Acceptance N.V.-ICBC R Bull CBBC Sep09C	2009/09/25	2009/09/29
62805	SGA Societe Generale Acceptance N.V.-CCCCL R Bull CBBC Sep09C	2009/09/25	2009/09/29
66940	SGA Societe Generale Acceptance N.V.-CLife R Bull CBBC Jan10U	2009/09/25	2009/09/28
67227	SGA Societe Generale Acceptance N.V.-CLife R Bull CBBC Jan10W	2009/09/25	2009/09/28
67228	SGA Societe Generale Acceptance N.V.-CLife R Bull CBBC Jan10X	2009/09/25	2009/09/28
63133	SGA Societe Generale Acceptance N.V.-CNOOC R Bull CBBC Sep09B	2009/09/25	2009/09/29



## List of expired CBBC, 2009 (continued)

Code	CBBC	Last trading date	Delisted date
67232	SGA Societe Generale Acceptance N.V.-CP&CC R Bull CBBC Jan10F	2009/09/25	2009/09/28
67248	UBS AG - A50 China R Bull CBBC Feb 2010 L	2009/09/25	2009/09/28
61931	UBS AG - BOCL R Bull CBBC Sep 2009 A	2009/09/25	2009/09/29
65551	UBS AG - China Tel R Bull CBBC Mar 2010 A	2009/09/25	2009/09/28
66932	UBS AG - CNOOC R Bull CBBC Feb 2010 G	2009/09/25	2009/09/28
66960	UBS AG - HSI R Bull CBBC Dec 2009 F	2009/09/25	2009/09/28
67246	UBS AG - HSI R Bull CBBC Feb 2010 X	2009/09/25	2009/09/28
67047	UBS AG - HSI R Bull CBBC Jan 2010 X	2009/09/25	2009/09/28
67247	UBS AG - HSI R Bull CBBC Mar 2010 V	2009/09/25	2009/09/28
66999	UBS AG - HSI R Bull CBBC May 2010 W	2009/09/25	2009/09/28
63040	ABN AMRO Bank N.V. - HSCEI R Bull CBBC Sep 2009 B	2009/09/28	2009/09/30
63041	ABN AMRO Bank N.V. - HSCEI R Bull CBBC Sep 2009 C	2009/09/28	2009/09/30
66914	ABN AMRO Bank N.V. - HSI R Bull CBBC Feb 2010 F	2009/09/28	2009/09/29
61762	BNP Paribas Arbit Issu B.V. - Ch Life R Bull CBBC Sep 2009 B	2009/09/28	2009/09/30
31759	BNP Paribas Arbit Issu B.V. - Ch Mob R Bear CBBC Sep 2009 B	2009/09/28	2009/09/30
60649	BNP Paribas Arbit Issu B.V. - Ch Mob R Bull CBBC Sep 2009 C	2009/09/28	2009/09/30
66883	BNP Paribas Arbit Issu B.V. - HSI R Bull CBBC Mar 2010 R	2009/09/28	2009/09/29
32093	BNP Paribas Arbit Issu B.V. - HSI R Bull CBBC Sep 2009 A	2009/09/28	2009/09/30
60051	BNP Paribas Arbit Issu B.V. - HSI R Bull CBBC Sep 2009 I	2009/09/28	2009/09/30
60052	BNP Paribas Arbit Issu B.V. - HSI R Bull CBBC Sep 2009 J	2009/09/28	2009/09/30
60053	BNP Paribas Arbit Issu B.V. - HSI R Bull CBBC Sep 2009 K	2009/09/28	2009/09/30
67065	CC Rabobank B.A. - A50 China R Bull CBBC Mar 2010 H	2009/09/28	2009/09/29
61008	CC Rabobank B.A. - China Mobile R Bear CBBC Sep 2009 B	2009/09/28	2009/09/30
67267	CC Rabobank B.A. - HSI R Bull CBBC Apr 2010 U	2009/09/28	2009/09/29
67268	CC Rabobank B.A. - HSI R Bull CBBC Apr 2010 V	2009/09/28	2009/09/29
67269	CC Rabobank B.A. - HSI R Bull CBBC Apr 2010 W	2009/09/28	2009/09/29
67005	CC Rabobank B.A. - HSI R Bull CBBC Mar 2010 R	2009/09/28	2009/09/29
62519	CC Rabobank B.A. - HSI R Bull CBBC Sep 2009 C	2009/09/28	2009/09/30
66838	Credit Suisse - HKEx R Bull CBBC Jan 2010 U	2009/09/28	2009/09/29
67293	Deutsche Bank AG - A50 China R Bull CBBC Mar 2010 B	2009/09/28	2009/09/29
67277	Deutsche Bank AG - China Life R Bull CBBC Mar 2010 D	2009/09/28	2009/09/29
66893	Deutsche Bank AG - HSI R Bull CBBC Mar 2010 A	2009/09/28	2009/09/29
62637	Deutsche Bank AG - HSI R Bull CBBC Sep 2009 A	2009/09/28	2009/09/30
62458	Deutsche Bank AG - HSI R Bull CBBC Sep 2009 C	2009/09/28	2009/09/30
62457	Deutsche Bank AG - HSI R Bull CBBC Sep 2009 G	2009/09/28	2009/09/30
62342	Deutsche Bank AG - HSI R Bull CBBC Sep 2009 I	2009/09/28	2009/09/30
62503	Deutsche Bank AG - HSI R Bull CBBC Sep 2009 J	2009/09/28	2009/09/30
60792	Deutsche Bank AG - HSI R Bull CBBC Sep 2009 K	2009/09/28	2009/09/30
62456	Deutsche Bank AG - HSI R Bull CBBC Sep 2009 N	2009/09/28	2009/09/30
62366	Deutsche Bank AG - HSI R Bull CBBC Sep 2009 V	2009/09/28	2009/09/30
62636	Deutsche Bank AG - HSI R Bull CBBC Sep 2009 X	2009/09/28	2009/09/30
66918	Goldman Sachs SP (Asia) - HSI R Bull CBBC May 2010 C	2009/09/28	2009/09/29
62741	Goldman Sachs SP (Asia) - HSI R Bull CBBC Sep 2009 D	2009/09/28	2009/09/30
62742	Goldman Sachs SP (Asia) - HSI R Bull CBBC Sep 2009 E	2009/09/28	2009/09/30
62743	Goldman Sachs SP (Asia) - HSI R Bull CBBC Sep 2009 F	2009/09/28	2009/09/30
67085	HK Bank - HSI R Bull CBBC May 2010 E	2009/09/28	2009/09/29
63806	HK Bank - HSI R Bull CBBC Sep 2009 C	2009/09/28	2009/09/30
63807	HK Bank - HSI R Bull CBBC Sep 2009 D	2009/09/28	2009/09/30
61227	KBC Fin Products Int'l Ltd. - HSCEI R Bull CBBC Sep 2009 A	2009/09/28	2009/09/30
62733	KBC Fin Products Int'l Ltd. - HSCEI R Bull CBBC Sep 2009 D	2009/09/28	2009/09/30
62734	KBC Fin Products Int'l Ltd. - HSCEI R Bull CBBC Sep 2009 E	2009/09/28	2009/09/30
63308	KBC Fin Products Int'l Ltd. - HSCEI R Bull CBBC Sep 2009 G	2009/09/28	2009/09/30
63865	KBC Fin Products Int'l Ltd. - HSCEI R Bull CBBC Sep 2009 I	2009/09/28	2009/09/30
61214	KBC Fin Products Int'l Ltd. - HSI R Bear CBBC Sep 2009 L	2009/09/28	2009/09/30
66867	KBC Fin Products Int'l Ltd. - HSI R Bull CBBC Feb 2010 Z	2009/09/28	2009/09/29
61159	KBC Fin Products Int'l Ltd. - HSI R Bull CBBC Sep 2009 H	2009/09/28	2009/09/30
61160	KBC Fin Products Int'l Ltd. - HSI R Bull CBBC Sep 2009 I	2009/09/28	2009/09/30
62464	KBC Fin Products Int'l Ltd. - HSI R Bull CBBC Sep 2009 M	2009/09/28	2009/09/30
63062	KBC Fin Products Int'l Ltd. - HSI R Bull CBBC Sep 2009 N	2009/09/28	2009/09/30
63097	KBC Fin Products Int'l Ltd. - HSI R Bull CBBC Sep 2009 O	2009/09/28	2009/09/30
63579	KBC Fin Products Int'l Ltd. - HSI R Bull CBBC Sep 2009 Q	2009/09/28	2009/09/30
64415	KBC Fin Products Int'l Ltd. - HSI R Bull CBBC Sep 2009 R	2009/09/28	2009/09/30
62463	KBC Fin Products Int'l Ltd. - HSI R Bull CBBC Sep 2009 U	2009/09/28	2009/09/30
62633	KBC Fin Products Int'l Ltd. - HSI R Bull CBBC Sep 2009 W	2009/09/28	2009/09/30
63310	KBC Fin Products Int'l Ltd. - HSI R Bull CBBC Sep 2009 X	2009/09/28	2009/09/30
66989	KBC Fin Products Int'l Ltd. - JiangC R Bull CBBC Jan 10B	2009/09/28	2009/09/29
62349	Macquarie Bank Ltd. - HSI R Bull CBBC Sep 2009 C	2009/09/28	2009/09/30
62492	Macquarie Bank Ltd. - HSI R Bull CBBC Sep 2009 E	2009/09/28	2009/09/30
62647	Macquarie Bank Ltd. - HSI R Bull CBBC Sep 2009 G	2009/09/28	2009/09/30
66954	SGA Societe Generale Acceptance N.V. -HSI R Bull CBBC Apr10G	2009/09/28	2009/09/29
66953	SGA Societe Generale Acceptance N.V. -HSI R Bull CBBC Apr10X	2009/09/28	2009/09/29
67059	SGA Societe Generale Acceptance N.V. -HSI R Bull CBBC Jan10B	2009/09/28	2009/09/29
62351	SGA Societe Generale Acceptance N.V. -HSI R Bull CBBC Sep09H	2009/09/28	2009/09/30
62495	SGA Societe Generale Acceptance N.V. -HSI R Bull CBBC Sep09K	2009/09/28	2009/09/30
62497	SGA Societe Generale Acceptance N.V. -HSI R Bull CBBC Sep09L	2009/09/28	2009/09/30
62604	SGA Societe Generale Acceptance N.V. -HSI R Bull CBBC Sep09O	2009/09/28	2009/09/30
62605	SGA Societe Generale Acceptance N.V. -HSI R Bull CBBC Sep09P	2009/09/28	2009/09/30
62606	SGA Societe Generale Acceptance N.V. -HSI R Bull CBBC Sep09Q	2009/09/28	2009/09/30
62607	SGA Societe Generale Acceptance N.V. -HSI R Bull CBBC Sep09R	2009/09/28	2009/09/30
62648	SGA Societe Generale Acceptance N.V. -HSI R Bull CBBC Sep09S	2009/09/28	2009/09/30
62766	SGA Societe Generale Acceptance N.V. -HSI R Bull CBBC Sep09U	2009/09/28	2009/09/30
61277	SGA Societe Generale Acceptance N.V.-CMob R Bear CBBC Sep09A	2009/09/28	2009/09/30
61535	SGA Societe Generale Acceptance N.V.-CMob R Bear CBBC Sep09B	2009/09/28	2009/09/30
67230	SGA Societe Generale Acceptance N.V.-CMob R Bull CBBC Jan10R	2009/09/28	2009/09/29
62430	SGA Societe Generale Acceptance N.V.-CMob R Bull CBBC Sep09I	2009/09/28	2009/09/30
66086	SGA Societe Generale Acceptance N.V.-CTel R Bull CBBC Jan10C	2009/09/28	2009/09/29
66943	SGA Societe Generale Acceptance N.V.-HKEx R Bull CBBC Jan10T	2009/09/28	2009/09/29

## List of expired CBBC, 2009 (continued)

Code	CBBC	Last trading date	Delisted date
62354	SGA Societe Generale Acceptance N.V.-HKEx R Bull CBBC Sep09J	2009/09/28	2009/09/30
62667	SGA Societe Generale Acceptance N.V.-HKEx R Bull CBBC Sep09M	2009/09/28	2009/09/30
62788	SGA Societe Generale Acceptance N.V.-HKEx R Bull CBBC Sep09N	2009/09/28	2009/09/30
62998	SGA Societe Generale Acceptance N.V.-HKEx R Bull CBBC Sep09O	2009/09/28	2009/09/30
67062	SGA Societe Generale Acceptance NV-Shimao R Bull CBBC Jan10L	2009/09/28	2009/09/29
66998	UBS AG - A50 China R Bull CBBC Feb 2010 H	2009/09/28	2009/09/29
66855	UBS AG - CHALCO R Bull CBBC Feb 2010 N	2009/09/28	2009/09/29
66860	UBS AG - China Life R Bull CBBC Feb 2010 N	2009/09/28	2009/09/29
67143	UBS AG - China Mobile R Bull CBBC Feb 2010 K	2009/09/28	2009/09/29
67145	UBS AG - CUni R Bull CBBC Feb 2010 F	2009/09/28	2009/09/29
66816	UBS AG - HKEx R Bull CBBC Feb 2010 L	2009/09/28	2009/09/29
62358	UBS AG - HSCEI R Bull CBBC Sep 2009 J	2009/09/28	2009/09/30
67283	UBS AG - HSI R Bull CBBC Apr 2010 I	2009/09/28	2009/09/29
66877	UBS AG - HSI R Bull CBBC Dec 2009 G	2009/09/28	2009/09/29
66925	UBS AG - HSI R Bull CBBC Mar 2010 B	2009/09/28	2009/09/29
32361	UBS AG - HSI R Bull CBBC Sep 2009 A	2009/09/28	2009/09/30
60123	UBS AG - HSI R Bull CBBC Sep 2009 G	2009/09/28	2009/09/30
60125	UBS AG - HSI R Bull CBBC Sep 2009 I	2009/09/28	2009/09/30
60127	UBS AG - HSI R Bull CBBC Sep 2009 K	2009/09/28	2009/09/30
60133	UBS AG - HSI R Bull CBBC Sep 2009 L	2009/09/28	2009/09/30
62609	UBS AG - HSI R Bull CBBC Sep 2009 M	2009/09/28	2009/09/30
60246	UBS AG - HSI R Bull CBBC Sep 2009 S	2009/09/28	2009/09/30
60247	UBS AG - HSI R Bull CBBC Sep 2009 T	2009/09/28	2009/09/30
60248	UBS AG - HSI R Bull CBBC Sep 2009 U	2009/09/28	2009/09/30
62588	UBS AG - HSI R Bull CBBC Sep 2009 V	2009/09/28	2009/09/30
62589	UBS AG - HSI R Bull CBBC Sep 2009 W	2009/09/28	2009/09/30
66904	UBS AG - Petrochina R Bull CBBC Feb 2010 G	2009/09/28	2009/09/29
66865	UBS AG - Shimao R Bull CBBC Feb 2010 B	2009/09/28	2009/09/29
67296	Credit Suisse - China Mobile R Bull CBBC Jan 2010 O	2009/09/29	2009/09/30
62810	SGA Societe Generale Acceptance N.V.-CNOOC R Bull CBBC Sep09A	2009/09/29	2009/10/02
62940	SGA Societe Generale Acceptance N.V.-SHK P R Bull CBBC Sep09A	2009/09/29	2009/10/02
63433	SGA Societe Generale Acceptance N.V.-SHK P R Bull CBBC Sep09B	2009/09/29	2009/10/02
67300	UBS AG - China Mobile R Bull CBBC Feb 2010 L	2009/09/29	2009/09/30
63111	UBS AG - HSI R Bull CBBC Dec 2009 D	2009/09/29	2009/09/30
63859	UBS AG - HSI R Bull CBBC Dec 2009 N	2009/09/29	2009/09/30
63672	UBS AG - HSI R Bull CBBC Dec 2009 R	2009/09/29	2009/09/30
65367	UBS AG - HSI R Bull CBBC Feb 2010 B	2009/09/29	2009/09/30
65389	UBS AG - HSI R Bull CBBC Feb 2010 C	2009/09/29	2009/09/30
63987	UBS AG - HSI R Bull CBBC Feb 2010 J	2009/09/29	2009/09/30
63705	UBS AG - HSI R Bull CBBC Jan 2010 B	2009/09/29	2009/09/30
63708	UBS AG - HSI R Bull CBBC Jan 2010 E	2009/09/29	2009/09/30
64103	UBS AG - HSI R Bull CBBC Jan 2010 F	2009/09/29	2009/09/30
63812	UBS AG - HSI R Bull CBBC Jan 2010 M	2009/09/29	2009/09/30
63813	UBS AG - HSI R Bull CBBC Jan 2010 N	2009/09/29	2009/09/30
64695	UBS AG - HSI R Bull CBBC Jan 2010 S	2009/09/29	2009/09/30
63857	UBS AG - HSI R Bull CBBC Jan 2010 T	2009/09/29	2009/09/30
65426	UBS AG - HSI R Bull CBBC Mar 2010 A	2009/09/29	2009/09/30
62952	UBS AG - HSI R Bull CBBC Oct 2009 J	2009/09/29	2009/09/30
67306	Credit Suisse - China Mobile R Bull CBBC Feb 2010 C	2009/09/30	2009/10/02
67303	Deutsche Bank AG - HSI R Bull CBBC Mar 2010 F	2009/09/30	2009/10/02
67305	KBC Fin Products Int'l Ltd. - A50 China R Bull CBBC Jan 10L	2009/09/30	2009/10/02
63100	KBC Fin Products Int'l Ltd. - HKEx R Bull CBBC Oct 2009 C	2009/09/30	2009/10/05
67321	UBS AG - China Mobile R Bull CBBC Feb 2010 M	2009/09/30	2009/10/02
67320	UBS AG - HSI R Bull CBBC Dec 2009 J	2009/09/30	2009/10/02
66992	ABN AMRO Bank N.V. - HSCEI R Bull CBBC Feb 2010 B	2009/10/02	2009/10/05
66871	ABN AMRO Bank N.V. - HSI R Bull CBBC Feb 2010 B	2009/10/02	2009/10/05
66966	CC Rabobank B.A. - HSI R Bull CBBC Apr 2010 Q	2009/10/02	2009/10/05
67004	CC Rabobank B.A. - HSI R Bull CBBC Mar 2010 Z	2009/10/02	2009/10/05
66895	Credit Suisse - China Life R Bull CBBC Jan 2010 K	2009/10/02	2009/10/05
67069	Credit Suisse - China Mobile R Bull CBBC Jan 2010 M	2009/10/02	2009/10/05
66027	Credit Suisse - HKEx R Bull CBBC Jan 2010 B	2009/10/02	2009/10/05
67323	Credit Suisse - HSI R Bull CBBC Feb 2010 M	2009/10/02	2009/10/05
67325	Credit Suisse - HSI R Bull CBBC Feb 2010 N	2009/10/02	2009/10/05
66852	Credit Suisse - HSI R Bull CBBC Jan 2010 Z	2009/10/02	2009/10/05
67118	Deutsche Bank AG - China Life R Bull CBBC Mar 2010 C	2009/10/02	2009/10/05
67360	Deutsche Bank AG - HSI R Bull CBBC Feb 2010 Q	2009/10/02	2009/10/05
66890	Deutsche Bank AG - HSI R Bull CBBC Mar 2010 N	2009/10/02	2009/10/05
67355	Goldman Sachs SP (Asia) - HSI R Bull CBBC Apr 2010 I	2009/10/02	2009/10/05
66873	Goldman Sachs SP (Asia) - HSI R Bull CBBC Apr 2010 X	2009/10/02	2009/10/05
64414	KBC Fin Products Int'l Ltd. - A50 China R Bull CBBC Oct 09 C	2009/10/02	2009/10/06
67094	KBC Fin Products Int'l Ltd. - Ch Mobile R Bull CBBC Jan 10B	2009/10/02	2009/10/05
67095	KBC Fin Products Int'l Ltd. - China Life R Bull CBBC Dec 09E	2009/10/02	2009/10/05
63304	KBC Fin Products Int'l Ltd. - CP&CC R Bull CBBC Oct 2009 C	2009/10/02	2009/10/06
63763	KBC Fin Products Int'l Ltd. - HKEx R Bull CBBC Oct 2009 F	2009/10/02	2009/10/06
67050	KBC Fin Products Int'l Ltd. - HSCEI R Bull CBBC Jan 2010 C	2009/10/02	2009/10/05
66866	KBC Fin Products Int'l Ltd. - HSI R Bull CBBC Jan 2010 C	2009/10/02	2009/10/05
67327	KBC Fin Products Int'l Ltd. - HSI R Bull CBBC Jan 2010 U	2009/10/02	2009/10/05
67221	Macquarie Bank Ltd. - HSI R Bull CBBC Jan 2010 F	2009/10/02	2009/10/05
66952	SGA Societe Generale Acceptance N.V. -HSI R Bull CBBC Apr10W	2009/10/02	2009/10/05
66851	SGA Societe Generale Acceptance N.V. -HSI R Bull CBBC Mar10A	2009/10/02	2009/10/05
65868	SGA Societe Generale Acceptance N.V.-CMob R Bull CBBC Jan10F	2009/10/02	2009/10/05
65960	SGA Societe Generale Acceptance N.V.-HKEx R Bull CBBC Jan10P	2009/10/02	2009/10/05
66939	SGA Societe Generale Acceptance N.V.-CLife R Bull CBBC Jan10T	2009/10/02	2009/10/05
67261	SGA Societe Generale Acceptance N.V.-PetCh R Bull CBBC Jan10J	2009/10/02	2009/10/05
62731	SGA Societe Generale Acceptance N.V.-PetCh R Bull CBBC Oct09I	2009/10/02	2009/10/06
63015	SGA Societe Generale Acceptance N.V.-PetCh R Bull CBBC Oct09J	2009/10/02	2009/10/06
66950	SGA Societe Generale Acceptance NV -HSCEI R Bull CBBC Jan10E	2009/10/02	2009/10/05

## List of expired CBBC, 2009 (continued)

Code	CBBC	Last trading date	Delisted date
67061	SGA Societe Generale Acceptance NV-JiangC R Bull CBBC Jan10K	2009/10/02	2009/10/05
67262	SGA Societe Generale Acceptance NV-PingAn R Bull CBBC Jan10F	2009/10/02	2009/10/05
67330	UBS AG - A50 China R Bull CBBC Feb 2010 N	2009/10/02	2009/10/05
65347	UBS AG - CCHC R Bull CBBC Feb 2010 C	2009/10/02	2009/10/05
67039	UBS AG - China Coal R Bull CBBC Feb 2010 C	2009/10/02	2009/10/05
66814	UBS AG - China Life R Bull CBBC Feb 2010 M	2009/10/02	2009/10/05
67328	UBS AG - China Life R Bull CBBC Feb 2010 W	2009/10/02	2009/10/05
66799	UBS AG - China Mobile R Bull CBBC Feb 2010 G	2009/10/02	2009/10/05
66815	UBS AG - HKEx R Bull CBBC Feb 2010 K	2009/10/02	2009/10/05
67352	UBS AG - HKEx R Bull CBBC Feb 2010 S	2009/10/02	2009/10/05
67329	UBS AG - HSBC R Bull CBBC Feb 2010 O	2009/10/02	2009/10/05
66813	UBS AG - HSCEI R Bull CBBC Jan 2010 B	2009/10/02	2009/10/05
66884	UBS AG - HSI R Bull CBBC Apr 2010 D	2009/10/02	2009/10/05
66876	UBS AG - HSI R Bull CBBC Dec 2009 A	2009/10/02	2009/10/05
67333	UBS AG - HSI R Bull CBBC Feb 2010 N	2009/10/02	2009/10/05
67332	UBS AG - HSI R Bull CBBC Feb 2010 S	2009/10/02	2009/10/05
67331	UBS AG - HSI R Bull CBBC Jan 2010 W	2009/10/02	2009/10/05
66885	UBS AG - HSI R Bull CBBC Mar 2010 R	2009/10/02	2009/10/05
67334	UBS AG - HSI R Bull CBBC May 2010 Y	2009/10/02	2009/10/05
66934	UBS AG - Hutchison R Bull CBBC Feb 2010 D	2009/10/02	2009/10/05
66864	UBS AG - Jiangxi Copper R Bull CBBC Feb 2010 F	2009/10/02	2009/10/05
66931	UBS AG - Sinopec Corp R Bull CBBC Feb 2010 G	2009/10/02	2009/10/05
67266	ABN AMRO Bank N.V. - DJIA R Bull CBBC Mar 2010 B	2009/10/05	2009/10/06
67379	BNP Paribas Arbit Issu B.V. - HSI R Bull CBBC Mar 2010 S	2009/10/05	2009/10/06
67391	Goldman Sachs SP (Asia) - HSI R Bull CBBC Apr 2010 J	2009/10/05	2009/10/06
67388	KBC Fin Products Int'l Ltd. - HSI R Bull CBBC Feb 2010 S	2009/10/05	2009/10/06
67038	UBS AG - Cheung Kong R Bull CBBC Feb 2010 M	2009/10/05	2009/10/06
67375	UBS AG - China Tel R Bull CBBC Feb 2010 D	2009/10/05	2009/10/06
67376	UBS AG - China Tel R Bull CBBC Feb 2010 E	2009/10/05	2009/10/06
67377	UBS AG - HSI R Bull CBBC Feb 2010 X	2009/10/05	2009/10/06
67148	UBS AG - SHK Ppt R Bull CBBC Feb 2010 R	2009/10/05	2009/10/06
67419	ABN AMRO Bank N.V. - HSI R Bear CBBC Feb 2010 M	2009/10/06	2009/10/07
67413	Credit Suisse - HSI R Bear CBBC Feb 2010 R	2009/10/06	2009/10/07
67399	Credit Suisse - HSI R Bull CBBC Feb 2010 Q	2009/10/06	2009/10/07
67426	Deutsche Bank AG - HSI R Bear CBBC Apr 2010 Y	2009/10/06	2009/10/07
67403	Deutsche Bank AG - HSI R Bear CBBC Mar 2010 J	2009/10/06	2009/10/07
67424	Goldman Sachs SP (Asia) - HSI R Bear CBBC Apr 2010 L	2009/10/06	2009/10/07
67425	Goldman Sachs SP (Asia) - HSI R Bear CBBC May 2010 L	2009/10/06	2009/10/07
67414	KBC Fin Products Int'l Ltd. - HSI R Bear CBBC Feb 2010 U	2009/10/06	2009/10/07
67407	KBC Fin Products Int'l Ltd. - HSI R Bull CBBC Feb 2010 T	2009/10/06	2009/10/07
67400	SGA Societe Generale Acceptance N.V. - HSI R Bear CBBC May10F	2009/10/06	2009/10/07
67401	SGA Societe Generale Acceptance N.V. - HSI R Bear CBBC May10G	2009/10/06	2009/10/07
67411	UBS AG - A50 China R Bear CBBC Feb 2010 O	2009/10/06	2009/10/07
67408	UBS AG - China Life R Bear CBBC Feb 2010 Z	2009/10/06	2009/10/07
67397	UBS AG - China Life R Bull CBBC Feb 2010 Y	2009/10/06	2009/10/07
67396	UBS AG - China Mobile R Bull CBBC Feb 2010 P	2009/10/06	2009/10/07
67398	UBS AG - HKEx R Bull CBBC Feb 2010 U	2009/10/06	2009/10/07
67416	UBS AG - HSI R Bear CBBC Mar 2010 O	2009/10/06	2009/10/07
67392	UBS AG - HSI R Bull CBBC Mar 2010 Y	2009/10/06	2009/10/07
67395	UBS AG - HSI R Bull CBBC May 2010 Z	2009/10/06	2009/10/07
67421	ABN AMRO Bank N.V. - HSI R Bear CBBC Feb 2010 H	2009/10/07	2009/10/08
67420	ABN AMRO Bank N.V. - HSI R Bear CBBC Feb 2010 J	2009/10/07	2009/10/08
67361	ABN AMRO Bank N.V. - HSI R Bear CBBC Feb 2010 N	2009/10/07	2009/10/08
67380	BNP Paribas Arbit Issu B.V. - HSI R Bear CBBC Feb 2010 H	2009/10/07	2009/10/08
67339	Credit Suisse - A50 China R Bear CBBC Feb 2010 A	2009/10/07	2009/10/08
67340	Credit Suisse - HSI R Bear CBBC Feb 2010 O	2009/10/07	2009/10/08
67382	Credit Suisse - HSI R Bear CBBC Feb 2010 P	2009/10/07	2009/10/08
67405	Deutsche Bank AG - HKEx R Bear CBBC Mar 2010 D	2009/10/07	2009/10/08
67393	Deutsche Bank AG - HSI R Bear CBBC Apr 2010 V	2009/10/07	2009/10/08
67336	Deutsche Bank AG - HSI R Bear CBBC Feb 2010 B	2009/10/07	2009/10/08
67335	Deutsche Bank AG - HSI R Bear CBBC Feb 2010 L	2009/10/07	2009/10/08
67404	Deutsche Bank AG - HSI R Bear CBBC Mar 2010 P	2009/10/07	2009/10/08
67356	Goldman Sachs SP (Asia) - HSI R Bear CBBC May 2010 J	2009/10/07	2009/10/08
67427	Goldman Sachs SP (Asia) - HSI R Bear CBBC May 2010 M	2009/10/07	2009/10/08
62583	KBC Fin Products Int'l Ltd. - A50 China R Bull CBBC Oct 09 A	2009/10/07	2009/10/09
62884	KBC Fin Products Int'l Ltd. - CP&CC R Bull CBBC Oct 2009 A	2009/10/07	2009/10/09
67415	KBC Fin Products Int'l Ltd. - HSI R Bear CBBC Feb 2010 O	2009/10/07	2009/10/08
67343	KBC Fin Products Int'l Ltd. - HSI R Bear CBBC Jan 2010 Q	2009/10/07	2009/10/08
62975	KBC Fin Products Int'l Ltd. - SHK Ppt R Bull CBBC Oct 2009 B	2009/10/07	2009/10/09
67371	SGA Societe Generale Acceptance N.V. - HSI R Bear CBBC Apr10R	2009/10/07	2009/10/08
67370	SGA Societe Generale Acceptance N.V. - HSI R Bear CBBC Apr10S	2009/10/07	2009/10/08
67369	SGA Societe Generale Acceptance N.V. - HSI R Bear CBBC Apr10T	2009/10/07	2009/10/08
67402	SGA Societe Generale Acceptance N.V. - HSI R Bear CBBC May10H	2009/10/07	2009/10/08
67364	SGA Societe Generale Acceptance N.V.-CCHC R Bear CBBC Jan10L	2009/10/07	2009/10/08
67349	UBS AG - CC Bank R Bear CBBC Feb 2010 I	2009/10/07	2009/10/08
67298	UBS AG - CCHC R Bear CBBC Feb 2010 H	2009/10/07	2009/10/08
67350	UBS AG - China Life R Bear CBBC Feb 2010 X	2009/10/07	2009/10/08
67409	UBS AG - China Mobile R Bear CBBC Feb 2010 Q	2009/10/07	2009/10/08
67410	UBS AG - HKEx R Bear CBBC Feb 2010 V	2009/10/07	2009/10/08
67348	UBS AG - HSCEI R Bear CBBC Feb 2010 K	2009/10/07	2009/10/08
67428	UBS AG - HSI R Bear CBBC Apr 2010 Q	2009/10/07	2009/10/08
67430	UBS AG - HSI R Bear CBBC Apr 2010 T	2009/10/07	2009/10/08
67429	UBS AG - HSI R Bear CBBC Apr 2010 X	2009/10/07	2009/10/08
67346	UBS AG - HSI R Bear CBBC Feb 2010 Y	2009/10/07	2009/10/08
67384	UBS AG - HSI R Bear CBBC Jan 2010 X	2009/10/07	2009/10/08
67385	UBS AG - HSI R Bear CBBC Mar 2010 H	2009/10/07	2009/10/08
67417	UBS AG - HSI R Bear CBBC Mar 2010 U	2009/10/07	2009/10/08



## List of expired CBBC, 2009 (continued)

Code	CBBC	Last trading date	Delisted date
67431	UBS AG - HSI R Bear CBBC Mar 2010 V	2009/10/07	2009/10/08
67418	UBS AG - HSI R Bear CBBC May 2010 Q	2009/10/07	2009/10/08
67326	ABN AMRO Bank N.V. - A50 China R Bear CBBC Jan 2010 B	2009/10/08	2009/10/09
67362	ABN AMRO Bank N.V. - HSI R Bear CBBC Feb 2010 I	2009/10/08	2009/10/09
67341	BNP Paribas Arbit Issu B.V. - HSI R Bear CBBC Feb 2010 Q	2009/10/08	2009/10/09
67162	Credit Suisse - HSI R Bear CBBC Jan 2010 O	2009/10/08	2009/10/09
67394	Deutsche Bank AG - HSI R Bear CBBC Apr 2010 W	2009/10/08	2009/10/09
67295	Deutsche Bank AG - HSI R Bear CBBC Feb 2010 R	2009/10/08	2009/10/09
67453	Deutsche Bank AG - HSI R Bear CBBC Feb 2010 Y	2009/10/08	2009/10/09
67357	Goldman Sachs SP (Asia) - HSI R Bear CBBC May 2010 K	2009/10/08	2009/10/09
62696	KBC Fin Products Int'l Ltd. - China Life R Bull CBBC Oct 09B	2009/10/08	2009/10/12
62375	KBC Fin Products Int'l Ltd. - HSBC R Bull CBBC Oct 2009 B	2009/10/08	2009/10/12
67344	KBC Fin Products Int'l Ltd. - HSI R Bear CBBC Feb 2010 Q	2009/10/08	2009/10/09
67444	SGA Societe Generale Acceptance N.V. -A50 R Bear CBBC Jan10R	2009/10/08	2009/10/09
67372	SGA Societe Generale Acceptance N.V. -HSI R Bear CBBC Apr10I	2009/10/08	2009/10/09
67373	SGA Societe Generale Acceptance N.V. -HSI R Bear CBBC Apr10Y	2009/10/08	2009/10/09
67446	SGA Societe Generale Acceptance N.V.-CMob R Bear CBBC Jan10U	2009/10/08	2009/10/09
67365	SGA Societe Generale Acceptance N.V.-CLife R Bear CBBC Jan10Z	2009/10/08	2009/10/09
67443	SGA Societe Generale Acceptance NV -HSCEI R Bear CBBC Feb10A	2009/10/08	2009/10/09
67286	UBS AG - A50 China R Bear CBBC Feb 2010 M	2009/10/08	2009/10/09
67353	UBS AG - HSBC R Bear CBBC Feb 2010 P	2009/10/08	2009/10/09
67288	UBS AG - HSI R Bear CBBC Apr 2010 B	2009/10/08	2009/10/09
67165	UBS AG - HSI R Bear CBBC Dec 2009 I	2009/10/08	2009/10/09
67347	UBS AG - HSI R Bear CBBC Mar 2010 I	2009/10/08	2009/10/09
67492	ABN AMRO Bank N.V. - A50 China R Bear CBBC Feb 2010 A	2009/10/09	2009/10/12
67491	ABN AMRO Bank N.V. - HSI R Bear CBBC Feb 2010 L	2009/10/09	2009/10/12
67474	BNP Paribas Arbit Issu B.V. - HSI R Bear CBBC Apr 2010 F	2009/10/09	2009/10/12
67454	CC Rabobank B.A. - HSI R Bear CBBC Apr 2010 C	2009/10/09	2009/10/12
67481	Credit Suisse - China Life R Bear CBBC Feb 2010 B	2009/10/09	2009/10/12
67484	Credit Suisse - China Mobile R Bear CBBC Feb 2010 G	2009/10/09	2009/10/12
67482	Credit Suisse - HKEx R Bear CBBC Feb 2010 F	2009/10/09	2009/10/12
67483	Credit Suisse - HSI R Bear CBBC Feb 2010 T	2009/10/09	2009/10/12
67441	Deutsche Bank AG - China Life R Bear CBBC Mar 2010 E	2009/10/09	2009/10/12
67472	Deutsche Bank AG - China Life R Bear CBBC Mar 2010 F	2009/10/09	2009/10/12
63688	Deutsche Bank AG - China Life R Bull CBBC Oct 2009 A	2009/10/09	2009/10/13
63198	Deutsche Bank AG - China Mobile R Bull CBBC Oct 2009 B	2009/10/09	2009/10/13
64968	Deutsche Bank AG - CNOOC R Bear CBBC Dec 2009 A	2009/10/09	2009/10/12
63161	Deutsche Bank AG - HKEx R Bull CBBC Oct 2009 A	2009/10/09	2009/10/13
63164	Deutsche Bank AG - HKEx R Bull CBBC Oct 2009 B	2009/10/09	2009/10/13
63725	Deutsche Bank AG - HKEx R Bull CBBC Oct 2009 G	2009/10/09	2009/10/13
67477	Deutsche Bank AG - HSI R Bear CBBC Feb 2010 C	2009/10/09	2009/10/12
67494	Deutsche Bank AG - HSI R Bear CBBC Jan 2010 O	2009/10/09	2009/10/12
67509	Goldman Sachs SP (Asia) - HSI R Bear CBBC Apr 2010 K	2009/10/09	2009/10/12
67490	KBC Fin Products Int'l Ltd. - HSI R Bear CBBC Feb 2010 W	2009/10/09	2009/10/12
67504	UBS AG - China Life R Bear CBBC Feb 2010 D	2009/10/09	2009/10/12
67505	UBS AG - China Mobile R Bear CBBC Feb 2010 S	2009/10/09	2009/10/12
65201	UBS AG - CNOOC R Bear CBBC Dec 2009 P	2009/10/09	2009/10/12
67467	UBS AG - HSBC R Bull CBBC Feb 2010 R	2009/10/09	2009/10/12
62548	UBS AG - HSBC R Bull CBBC Oct 2009 G	2009/10/09	2009/10/13
62549	UBS AG - HSBC R Bull CBBC Oct 2009 H	2009/10/09	2009/10/13
62550	UBS AG - HSBC R Bull CBBC Oct 2009 I	2009/10/09	2009/10/13
62551	UBS AG - HSBC R Bull CBBC Oct 2009 J	2009/10/09	2009/10/13
62552	UBS AG - HSBC R Bull CBBC Oct 2009 K	2009/10/09	2009/10/13
62711	UBS AG - HSBC R Bull CBBC Oct 2009 Q	2009/10/09	2009/10/13
67499	UBS AG - HSCEI R Bear CBBC Feb 2010 S	2009/10/09	2009/10/12
67501	UBS AG - HSI R Bear CBBC Feb 2010 B	2009/10/09	2009/10/12
67500	UBS AG - HSI R Bear CBBC Jan 2010 F	2009/10/09	2009/10/12
67502	UBS AG - HSI R Bear CBBC Jun 2010 G	2009/10/09	2009/10/12
67508	UBS AG - Ping An R Bear CBBC Feb 2010 H	2009/10/09	2009/10/12
67489	UBS AG - Sinopec Corp R Bear CBBC Feb 2010 I	2009/10/09	2009/10/12
67363	ABN AMRO Bank N.V. - HSI R Bear CBBC Feb 2010 U	2009/10/12	2009/10/13
67475	BNP Paribas Arbit Issu B.V. - HSI R Bear CBBC Apr 2010 G	2009/10/12	2009/10/13
67455	CC Rabobank B.A. - HSI R Bear CBBC Apr 2010 E	2009/10/12	2009/10/13
67515	Credit Suisse - HSBC R Bear CBBC Feb 2010 D	2009/10/12	2009/10/13
67517	Deutsche Bank AG - HSI R Bear CBBC Feb 2010 H	2009/10/12	2009/10/13
67291	Deutsche Bank AG - HSI R Bear CBBC Feb 2010 Z	2009/10/12	2009/10/13
67337	Deutsche Bank AG - HSI R Bear CBBC Mar 2010 W	2009/10/12	2009/10/13
67294	Goldman Sachs SP (Asia) - HSI R Bear CBBC Mar 2010 H	2009/10/12	2009/10/13
67488	KBC Fin Products Int'l Ltd. - HSCEI R Bear CBBC Mar 2010 B	2009/10/12	2009/10/13
67345	KBC Fin Products Int'l Ltd. - HSI R Bear CBBC Feb 2010 P	2009/10/12	2009/10/13
67445	SGA Societe Generale Acceptance N.V. -A50 R Bear CBBC Jan10O	2009/10/12	2009/10/13
67374	SGA Societe Generale Acceptance N.V. -HSI R Bear CBBC Apr10J	2009/10/12	2009/10/13
67510	SGA Societe Generale Acceptance N.V.-CLife R Bear CBBC Jan10A	2009/10/12	2009/10/13
64882	UBS AG - CNOOC R Bear CBBC Dec 2010 B	2009/10/12	2009/10/13
67521	UBS AG - HKEx R Bear CBBC Feb 2010 X	2009/10/12	2009/10/13
67522	UBS AG - HSI R Bear CBBC Apr 2010 C	2009/10/12	2009/10/13
67287	UBS AG - HSI R Bear CBBC Mar 2010 Q	2009/10/12	2009/10/13
67513	Credit Suisse - China Mobile R Bear CBBC Feb 2010 H	2009/10/13	2009/10/14
67533	Deutsche Bank AG - HSI R Bear CBBC Mar 2010 I	2009/10/13	2009/10/14
67527	UBS AG - China Life R Bear CBBC Feb 2010 E	2009/10/13	2009/10/14
67531	UBS AG - HSI R Bear CBBC Apr 2010 A	2009/10/13	2009/10/14
67530	UBS AG - HSI R Bear CBBC Mar 2010 A	2009/10/13	2009/10/14
67290	ABN AMRO Bank N.V. - A50 China R Bear CBBC Jan 2010 H	2009/10/14	2009/10/15
65083	ABN AMRO Bank N.V. - CC Bank R Bear CBBC Dec 2009 B	2009/10/14	2009/10/15
66633	ABN AMRO Bank N.V. - CNOOC R Bear CBBC Mar 2010 B	2009/10/14	2009/10/15
67595	ABN AMRO Bank N.V. - HSI R Bear CBBC Feb 2010 M	2009/10/14	2009/10/15
67342	BNP Paribas Arbit Issu B.V. - HSI R Bear CBBC Feb 2010 E	2009/10/14	2009/10/15

## List of expired CBBC, 2009 (continued)

Code	CBBC	Last trading date	Delisted date
67456	CC Rabobank B.A. - HSI R Bear CBBC Apr 2010 F	2009/10/14	2009/10/15
67568	CC Rabobank B.A. - HSI R Bear CBBC Apr 2010 G	2009/10/14	2009/10/15
67569	CC Rabobank B.A. - HSI R Bear CBBC Apr 2010 W	2009/10/14	2009/10/15
67297	Credit Suisse - A50 China R Bear CBBC Jan 2010 B	2009/10/14	2009/10/15
67559	Credit Suisse - HSI R Bear CBBC Feb 2010 V	2009/10/14	2009/10/15
67577	Credit Suisse - HSI R Bear CBBC Feb 2010 X	2009/10/14	2009/10/15
67241	Credit Suisse - HSI R Bear CBBC Jan 2010 R	2009/10/14	2009/10/15
67383	Credit Suisse - HSI R Bear CBBC Mar 2010 A	2009/10/14	2009/10/15
67406	Deutsche Bank AG - A50 China R Bear CBBC Mar 2010 C	2009/10/14	2009/10/15
67257	Deutsche Bank AG - HSI R Bear CBBC Feb 2010 G	2009/10/14	2009/10/15
67171	Deutsche Bank AG - HSI R Bear CBBC Feb 2010 J	2009/10/14	2009/10/15
67560	Deutsche Bank AG - HSI R Bear CBBC Feb 2010 T	2009/10/14	2009/10/15
67588	Deutsche Bank AG - HSI R Bear CBBC Jan 2010 X	2009/10/14	2009/10/15
67561	Deutsche Bank AG - HSI R Bear CBBC Mar 2010 C	2009/10/14	2009/10/15
67423	Deutsche Bank AG - HSI R Bear CBBC May 2010 F	2009/10/14	2009/10/15
67479	Deutsche Bank AG - Petrochina R Bear CBBC Apr 2010 A	2009/10/14	2009/10/15
67223	Goldman Sachs SP (Asia) - HSI R Bear CBBC Mar 2010 I	2009/10/14	2009/10/15
67540	HK Bank - HSI R Bear CBBC Jun 2010 L	2009/10/14	2009/10/15
67541	HK Bank - HSI R Bear CBBC Jun 2010 M	2009/10/14	2009/10/15
62698	KBC Fin Products Int'l Ltd. - HKEx R Bull CBBC Oct 2009 A	2009/10/14	2009/10/16
64231	KBC Fin Products Int'l Ltd. - HKEx R Bull CBBC Oct 2009 L	2009/10/14	2009/10/16
62699	KBC Fin Products Int'l Ltd. - HSBC R Bull CBBC Oct 2009 D	2009/10/14	2009/10/16
67163	KBC Fin Products Int'l Ltd. - HSI R Bear CBBC Feb 2010 N	2009/10/14	2009/10/15
62974	KBC Fin Products Int'l Ltd. - ICBC R Bull CBBC Oct 2009 A	2009/10/14	2009/10/16
67249	SGA Societe Generale Acceptance N.V. -HSI R Bear CBBC Apr10U	2009/10/14	2009/10/15
67244	SGA Societe Generale Acceptance N.V. -HSI R Bear CBBC Apr10Z	2009/10/14	2009/10/15
67546	SGA Societe Generale Acceptance N.V. -HSI R Bear CBBC May10L	2009/10/14	2009/10/15
64149	SGA Societe Generale Acceptance N.V.-PetCh R Bear CBBC Jan10A	2009/10/14	2009/10/15
67554	UBS AG - China Life R Bear CBBC Feb 2010 L	2009/10/14	2009/10/15
67169	UBS AG - China Life R Bear CBBC Feb 2010 S	2009/10/14	2009/10/15
67386	UBS AG - China Mobile R Bear CBBC Feb 2010 O	2009/10/14	2009/10/15
67555	UBS AG - China Mobile R Bear CBBC Feb 2010 T	2009/10/14	2009/10/15
63975	UBS AG - CNOOC R Bear CBBC Jan 2010 A	2009/10/14	2009/10/15
67556	UBS AG - HKEx R Bear CBBC Feb 2010 Y	2009/10/14	2009/10/15
67586	UBS AG - HKEx R Bull CBBC Feb 2010 Z	2009/10/14	2009/10/15
67251	UBS AG - HSI R Bear CBBC Apr 2010 W	2009/10/14	2009/10/15
67166	UBS AG - HSI R Bear CBBC Dec 2009 X	2009/10/14	2009/10/15
67587	UBS AG - HSI R Bear CBBC Feb 2010 X	2009/10/14	2009/10/15
67557	UBS AG - HSI R Bear CBBC Jan 2010 B	2009/10/14	2009/10/15
67558	UBS AG - HSI R Bear CBBC Jan 2010 W	2009/10/14	2009/10/15
67252	UBS AG - HSI R Bear CBBC Mar 2010 X	2009/10/14	2009/10/15
67434	UBS AG - HSI R Bull CBBC Apr 2010 R	2009/10/14	2009/10/15
63982	UBS AG - Petrochina R Bear CBBC Jan 2010 B	2009/10/14	2009/10/15
67289	UBS AG - SHK Ppt R Bear CBBC Feb 2010 T	2009/10/14	2009/10/15
67270	ABN AMRO Bank N.V. - DJIA R Bear CBBC Mar 2010 C	2009/10/15	2009/10/16
64612	ABN AMRO Bank N.V. - HSCEI R Bear CBBC Dec 2009 G	2009/10/15	2009/10/16
66080	ABN AMRO Bank N.V. - HSI R Bear CBBC Dec 2009 B	2009/10/15	2009/10/16
64613	ABN AMRO Bank N.V. - HSI R Bear CBBC Dec 2009 L	2009/10/15	2009/10/16
65779	ABN AMRO Bank N.V. - HSI R Bear CBBC Dec 2009 O	2009/10/15	2009/10/16
65709	BNP Paribas Arbit Issu B.V. - HSI R Bear CBBC Feb 2010 X	2009/10/15	2009/10/16
65659	BNP Paribas Arbit Issu B.V. - HSI R Bear CBBC Mar 2010 J	2009/10/15	2009/10/16
67471	BNP Paribas Arbit Issu B.V. - HSI R Bear CBBC Mar 2010 K	2009/10/15	2009/10/16
67083	BNP Paribas Arbit Issu B.V. - HSI R Bear CBBC Mar 2010 Y	2009/10/15	2009/10/16
67601	BOCI Asia Ltd. - HSI R Bear CBBC Feb 2010 B	2009/10/15	2009/10/16
67272	CC Rabobank B.A. - HSI R Bear CBBC Apr 2010 X	2009/10/15	2009/10/16
65790	CC Rabobank B.A. - HSI R Bear CBBC Feb 2010 S	2009/10/15	2009/10/16
66259	CC Rabobank B.A. - HSI R Bear CBBC Mar 2010 N	2009/10/15	2009/10/16
66260	CC Rabobank B.A. - HSI R Bear CBBC Mar 2010 O	2009/10/15	2009/10/16
65516	CC Rabobank B.A. - HSI R Bear CBBC Mar 2010 S	2009/10/15	2009/10/16
67514	Credit Suisse - HKEx R Bear CBBC Feb 2010 G	2009/10/15	2009/10/16
65932	Credit Suisse - HSI R Bear CBBC Dec 2009 K	2009/10/15	2009/10/16
67603	Credit Suisse - HSI R Bear CBBC Feb 2010 Y	2009/10/15	2009/10/16
67476	Deutsche Bank AG - CNOOC R Bear CBBC Apr 2010 A	2009/10/15	2009/10/16
67613	Deutsche Bank AG - CNOOC R Bear CBBC Apr 2010 B	2009/10/15	2009/10/16
63407	Deutsche Bank AG - CNOOC R Bear CBBC Oct 2009 A	2009/10/15	2009/10/16
64688	Deutsche Bank AG - HSI R Bear CBBC Apr 2010 B	2009/10/15	2009/10/16
65483	Deutsche Bank AG - HSI R Bear CBBC Apr 2010 J	2009/10/15	2009/10/16
65484	Deutsche Bank AG - HSI R Bear CBBC Apr 2010 K	2009/10/15	2009/10/16
65843	Deutsche Bank AG - HSI R Bear CBBC Apr 2010 O	2009/10/15	2009/10/16
67604	Deutsche Bank AG - HSI R Bear CBBC Feb 2010 N	2009/10/15	2009/10/16
67572	Deutsche Bank AG - HSI R Bear CBBC Feb 2010 O	2009/10/15	2009/10/16
67301	Deutsche Bank AG - HSI R Bear CBBC Jan 2010 E	2009/10/15	2009/10/16
67307	Deutsche Bank AG - HSI R Bear CBBC Mar 2010 V	2009/10/15	2009/10/16
63408	Deutsche Bank AG - Petrochina R Bear CBBC Oct 2009 A	2009/10/15	2009/10/16
65766	Goldman Sachs SP (Asia) - HSI R Bear CBBC Feb 2010 Y	2009/10/15	2009/10/16
65767	Goldman Sachs SP (Asia) - HSI R Bear CBBC Mar 2010 X	2009/10/15	2009/10/16
64618	HK Bank - HSI R Bear CBBC Apr 2010 B	2009/10/15	2009/10/16
62838	KBC Fin Products Int'l Ltd. - A50 China R Bull CBBC Oct 09 B	2009/10/15	2009/10/19
67487	KBC Fin Products Int'l Ltd. - Ch Life R Bear CBBC Jan 2010 D	2009/10/15	2009/10/16
66694	KBC Fin Products Int'l Ltd. - CP&CC R Bear CBBC Feb 2010 C	2009/10/15	2009/10/16
61232	KBC Fin Products Int'l Ltd. - HSCEI R Bear CBBC Dec 2009 A	2009/10/15	2009/10/16
65537	KBC Fin Products Int'l Ltd. - HSI R Bear CBBC Feb 10L	2009/10/15	2009/10/16
65538	KBC Fin Products Int'l Ltd. - HSI R Bear CBBC Feb 10M	2009/10/15	2009/10/16
61236	KBC Fin Products Int'l Ltd. - HSI R Bear CBBC Oct 2009 D	2009/10/15	2009/10/16
65985	KBC Fin Products Int'l Ltd. - SHK Ppt R Bear CBBC Jan 2010 B	2009/10/15	2009/10/16
65699	Macquarie Bank Ltd. - HSI R Bear CBBC Nov 2009 O	2009/10/15	2009/10/16
66155	Merrill Lynch Int'l & Co. C.V. - HSI R Bear CBBC Feb 2010 O	2009/10/15	2009/10/16



## List of expired CBBC, 2009 (continued)

Code	CBBC	Last trading date	Delisted date
64072	SGA Societe Generale Acceptance N.V. -CCB R Bear CBBC Jan10A	2009/10/15	2009/10/16
67245	SGA Societe Generale Acceptance N.V. -HSI R Bear CBBC Apr10V	2009/10/15	2009/10/16
65860	SGA Societe Generale Acceptance N.V. -HSI R Bear CBBC Mar10Q	2009/10/15	2009/10/16
65861	SGA Societe Generale Acceptance N.V. -HSI R Bear CBBC Mar10R	2009/10/15	2009/10/16
65878	SGA Societe Generale Acceptance N.V. -HSI R Bear CBBC Mar10S	2009/10/15	2009/10/16
67229	SGA Societe Generale Acceptance N.V.-CLife R Bear CBBC Jan10Y	2009/10/15	2009/10/16
63903	SGA Societe Generale Acceptance N.V.-CNOOC R Bear CBBC Dec09C	2009/10/15	2009/10/16
67366	SGA Societe Generale Acceptance NV -HSCEI R Bear CBBC Jan10F	2009/10/15	2009/10/16
67368	SGA Societe Generale Acceptance NV-JiangC R Bear CBBC Jan10L	2009/10/15	2009/10/16
67170	UBS AG - A50 China R Bear CBBC Feb 2010 J	2009/10/15	2009/10/16
67606	UBS AG - A50 China R Bear CBBC Feb 2010 R	2009/10/15	2009/10/16
67503	UBS AG - CHALCO R Bear CBBC Feb 2010 Q	2009/10/15	2009/10/16
67605	UBS AG - HSBC R Bear CBBC Feb 2010 S	2009/10/15	2009/10/16
67250	UBS AG - HSCEI R Bear CBBC Feb 2010 I	2009/10/15	2009/10/16
63985	UBS AG - HSCEI R Bear CBBC Mar 2010 S	2009/10/15	2009/10/16
66095	UBS AG - HSI R Bear CBBC Apr 2010 Y	2009/10/15	2009/10/16
67149	UBS AG - HSI R Bear CBBC Dec 2009 O	2009/10/15	2009/10/16
67607	UBS AG - HSI R Bear CBBC Feb 2010 Y	2009/10/15	2009/10/16
64554	UBS AG - HSI R Bear CBBC Jan 2010 H	2009/10/15	2009/10/16
65437	UBS AG - HSI R Bear CBBC Mar 2010 M	2009/10/15	2009/10/16
67608	UBS AG - HSI R Bear CBBC Mar 2010 R	2009/10/15	2009/10/16
67284	UBS AG - HSI R Bear CBBC Mar 2010 W	2009/10/15	2009/10/16
65993	UBS AG - HSI R Bear CBBC Nov 2009 F	2009/10/15	2009/10/16
64266	UBS AG - ICBC R Bear CBBC Jan 2010 F	2009/10/15	2009/10/16
67438	UBS AG - Jiangxi Copper R Bear CBBC Feb 2010 I	2009/10/15	2009/10/16
62238	BNP Paribas Arbit Issu B.V. - A50 Ch R Bull CBBC Oct 2009 C	2009/10/16	2009/10/20
63727	Deutsche Bank AG - A50 China R Bull CBBC Oct 2009 A	2009/10/16	2009/10/20
63964	Deutsche Bank AG - A50 China R Bull CBBC Oct 2009 B	2009/10/16	2009/10/20
63461	Deutsche Bank AG - CNOOC R Bull CBBC Oct 2009 B	2009/10/16	2009/10/20
63823	Deutsche Bank AG - HSBC R Bull CBBC Oct 2009 A	2009/10/16	2009/10/20
64051	Deutsche Bank AG - HSBC R Bull CBBC Oct 2009 C	2009/10/16	2009/10/20
63344	Deutsche Bank AG - ICBC R Bear CBBC Oct 2009 B	2009/10/16	2009/10/20
63343	Deutsche Bank AG - ICBC R Bull CBBC Oct 2009 A	2009/10/16	2009/10/20
63726	Deutsche Bank AG - ICBC R Bull CBBC Oct 2009 C	2009/10/16	2009/10/20
63406	Deutsche Bank AG - Sinopec Corp R Bear CBBC Oct 2009 A	2009/10/16	2009/10/20
61998	SGA Societe Generale Acceptance N.V.-COVS R Bull CBBC Oct09A	2009/10/16	2009/10/20
63132	SGA Societe Generale Acceptance N.V.-COVS R Bull CBBC Oct09E	2009/10/16	2009/10/20
67643	SGA Societe Generale Acceptance NV -HSCEI R Bear CBBC Feb10D	2009/10/16	2009/10/19
64299	UBS AG - CC Bank R Bear CBBC Jan 2010 D	2009/10/16	2009/10/19
62244	UBS AG - China Life R Bull CBBC Oct 2009 F	2009/10/16	2009/10/20
62261	UBS AG - China Life R Bull CBBC Oct 2009 G	2009/10/16	2009/10/20
62262	UBS AG - China Life R Bull CBBC Oct 2009 H	2009/10/16	2009/10/20
62263	UBS AG - China Life R Bull CBBC Oct 2009 I	2009/10/16	2009/10/20
62418	UBS AG - China Life R Bull CBBC Oct 2009 O	2009/10/16	2009/10/20
62625	UBS AG - China Life R Bull CBBC Oct 2009 P	2009/10/16	2009/10/20
62781	UBS AG - China Life R Bull CBBC Oct 2009 Q	2009/10/16	2009/10/20
62526	UBS AG - CNOOC R Bull CBBC Oct 2009 E	2009/10/16	2009/10/20
62709	UBS AG - CNOOC R Bull CBBC Oct 2009 F	2009/10/16	2009/10/20
62833	UBS AG - CNOOC R Bull CBBC Oct 2009 G	2009/10/16	2009/10/20
62396	UBS AG - HKEx R Bull CBBC Oct 2009 A	2009/10/16	2009/10/20
62397	UBS AG - HKEx R Bull CBBC Oct 2009 B	2009/10/16	2009/10/20
62963	UBS AG - HKEx R Bull CBBC Oct 2009 I	2009/10/16	2009/10/20
67647	UBS AG - HSI R Bear CBBC May 2010 U	2009/10/16	2009/10/19
62529	UBS AG - Petrochina R Bull CBBC Oct 2009 F	2009/10/16	2009/10/20
62834	UBS AG - Petrochina R Bull CBBC Oct 2009 G	2009/10/16	2009/10/20
62962	UBS AG - Sinopec Corp R Bull CBBC Oct 2009 C	2009/10/16	2009/10/20
66413	ABN AMRO Bank N.V. - A50 China R Bear CBBC Jan 2010 E	2009/10/19	2009/10/20
66635	ABN AMRO Bank N.V. - PetCh R Bear CBBC Mar 2010 B	2009/10/19	2009/10/20
67663	Deutsche Bank AG - HSI R Bear CBBC Feb 2010 B	2009/10/19	2009/10/20
67668	Deutsche Bank AG - HSI R Bear CBBC Mar 2010 N	2009/10/19	2009/10/20
67669	Goldman Sachs SP (Asia) - HSI R Bear CBBC Apr 2010 O	2009/10/19	2009/10/20
67670	Goldman Sachs SP (Asia) - HSI R Bear CBBC May 2010 S	2009/10/19	2009/10/20
65034	KBC Fin Products Int'l Ltd. - A50 China R Bull CBBC Oct 09 D	2009/10/19	2009/10/21
67667	KBC Fin Products Int'l Ltd. - HSI R Bear CBBC Feb 2010 K	2009/10/19	2009/10/20
66453	SGA Societe Generale Acceptance N.V. -A50 R Bear CBBC Jan10V	2009/10/19	2009/10/20
67642	SGA Societe Generale Acceptance N.V.-HKEx R Bull CBBC Mar10B	2009/10/19	2009/10/20
64666	SGA Societe Generale Acceptance N.V.-PetCh R Bear CBBC Jan10C	2009/10/19	2009/10/20
63976	UBS AG - CNOOC R Bear CBBC Jan 2010 B	2009/10/19	2009/10/20
67666	UBS AG - HSI R Bear CBBC Apr 2010 D	2009/10/19	2009/10/20
67665	UBS AG - HSI R Bear CBBC Mar 2010 U	2009/10/19	2009/10/20
65600	UBS AG - HSI R Bull CBBC Feb 2010 F	2009/10/19	2009/10/20
63988	UBS AG - HSI R Bull CBBC Feb 2010 K	2009/10/19	2009/10/20
65524	UBS AG - HSI R Bull CBBC Feb 2010 L	2009/10/19	2009/10/20
66427	UBS AG - HSI R Bull CBBC Feb 2010 R	2009/10/19	2009/10/20
66426	UBS AG - HSI R Bull CBBC Jan 2010 A	2009/10/19	2009/10/20
63707	UBS AG - HSI R Bull CBBC Jan 2010 D	2009/10/19	2009/10/20
65251	UBS AG - HSI R Bull CBBC Jan 2010 G	2009/10/19	2009/10/20
64102	UBS AG - HSI R Bull CBBC Jan 2010 Z	2009/10/19	2009/10/20
65526	UBS AG - HSI R Bull CBBC Mar 2010 P	2009/10/19	2009/10/20
66336	ABN AMRO Bank N.V. - A50 China R Bear CBBC Jan 2010 X	2009/10/20	2009/10/21
66997	ABN AMRO Bank N.V. - HSCEI R Bear CBBC Feb 2010 D	2009/10/20	2009/10/21
64614	ABN AMRO Bank N.V. - HSI R Bear CBBC Dec 2009 M	2009/10/20	2009/10/21
67220	ABN AMRO Bank N.V. - HSI R Bear CBBC Jan 2010 Q	2009/10/20	2009/10/21
67112	BNP Paribas Arbit Issu B.V. - HSI R Bear CBBC Feb 2010 L	2009/10/20	2009/10/21
65730	BNP Paribas Arbit Issu B.V. - HSI R Bear CBBC Feb 2010 L	2009/10/20	2009/10/21
66484	CC Rabobank B.A. - A50 China R Bear CBBC Mar 2010 D	2009/10/20	2009/10/21
66261	CC Rabobank B.A. - HSI R Bear CBBC Mar 2010 P	2009/10/20	2009/10/21

## List of expired CBBC, 2009 (continued)

Code	CBBC	Last trading date	Delisted date
65517	CC Rabobank B.A. - HSI R Bear CBBC Mar 2010 T	2009/10/20	2009/10/21
66369	Credit Suisse - A50 China R Bear CBBC Jan 2010 O	2009/10/20	2009/10/21
66854	Credit Suisse - HSI R Bear CBBC Feb 2010 A	2009/10/20	2009/10/21
64534	Deutsche Bank AG - HSI R Bear CBBC Mar 2010 H	2009/10/20	2009/10/21
65841	Deutsche Bank AG - HSI R Bear CBBC Mar 2010 S	2009/10/20	2009/10/21
65812	Goldman Sachs SP (Asia) - HSI R Bear CBBC Feb 2010 P	2009/10/20	2009/10/21
66471	KBC Fin Products Int'l Ltd. - A50 China R Bear CBBC Jan 10 G	2009/10/20	2009/10/21
65539	KBC Fin Products Int'l Ltd. - HSI R Bear CBBC Mar 10J	2009/10/20	2009/10/21
61217	KBC Fin Products Int'l Ltd. - HSI R Bear CBBC Oct 2009 A	2009/10/20	2009/10/21
65040	KBC Fin Products Int'l Ltd. - SHK Ppt R Bear CBBC Feb 2010 A	2009/10/20	2009/10/21
65621	Merrill Lynch Int'l & Co. C.V. - HSI R Bear CBBC Feb 2010 E	2009/10/20	2009/10/21
66454	SGA Societe Generale Acceptance N.V. -A50 R Bear CBBC Jan10W	2009/10/20	2009/10/21
65879	SGA Societe Generale Acceptance N.V. -HSI R Bear CBBC Mar10T	2009/10/20	2009/10/21
65880	SGA Societe Generale Acceptance N.V. -HSI R Bear CBBC Mar10U	2009/10/20	2009/10/21
66741	SGA Societe Generale Acceptance N.V. -HSI R Bear CBBC May10D	2009/10/20	2009/10/21
66642	SGA Societe Generale Acceptance N.V. -R&F R Bear CBBC Jan10L	2009/10/20	2009/10/21
66743	SGA Societe Generale Acceptance N.V. -CCHC R Bear CBBC Jan10J	2009/10/20	2009/10/21
67512	SGA Societe Generale Acceptance N.V. -HKEx R Bear CBBC Jan10W	2009/10/20	2009/10/21
63430	SGA Societe Generale Acceptance N.V.-CNOOC R Bull CBBC Oct09B	2009/10/20	2009/10/22
63431	SGA Societe Generale Acceptance N.V.-HS Bk R Bull CBBC Oct09C	2009/10/20	2009/10/22
65687	SGA Societe Generale Acceptance N.V.-SHK P R Bear CBBC Jan10C	2009/10/20	2009/10/21
66330	UBS AG - A50 China R Bear CBBC Jan 2010 Q	2009/10/20	2009/10/21
66600	UBS AG - CCHC R Bear CBBC Feb 2010 E	2009/10/20	2009/10/21
66105	UBS AG - Cheung Kong R Bear CBBC Feb 2010 K	2009/10/20	2009/10/21
64392	UBS AG - CM Bank R Bear CBBC Jan 2010 M	2009/10/20	2009/10/21
67387	UBS AG - HKEx R Bear CBBC Feb 2010 T	2009/10/20	2009/10/21
64400	UBS AG - HSI R Bear CBBC Apr 2010 M	2009/10/20	2009/10/21
65735	UBS AG - HSI R Bear CBBC Apr 2010 U	2009/10/20	2009/10/21
65990	UBS AG - HSI R Bear CBBC Feb 2010 A	2009/10/20	2009/10/21
66978	UBS AG - HSI R Bear CBBC Mar 2010 K	2009/10/20	2009/10/21
65994	UBS AG - HSI R Bear CBBC Nov 2009 G	2009/10/20	2009/10/21
65995	UBS AG - HSI R Bear CBBC Nov 2009 M	2009/10/20	2009/10/21
67507	UBS AG - R&F R Bear CBBC Feb 2010 B	2009/10/20	2009/10/21
65403	UBS AG - SHK Ppt R Bear CBBC Feb 2010 F	2009/10/20	2009/10/21
65638	UBS AG - SHK Ppt R Bear CBBC Jan 2010 J	2009/10/20	2009/10/21
66834	ABN AMRO Bank N.V. - Shimao R Bear CBBC Mar 2010 C	2009/10/21	2009/10/22
67714	Credit Suisse - HSI R Bear CBBC Mar 2010 D	2009/10/21	2009/10/22
67703	Deutsche Bank AG - HSI R Bear CBBC Feb 2010 Y	2009/10/21	2009/10/22
67737	KBC Fin Products Int'l Ltd. - Ch Mobile R Bull CBBC Jan 10 E	2009/10/21	2009/10/22
67738	KBC Fin Products Int'l Ltd. - CP&CG R Bull CBBC Mar 2010 A	2009/10/21	2009/10/22
67695	SGA Societe Generale Acceptance N.V. -HSI R Bear CBBC Apr10H	2009/10/21	2009/10/22
67696	SGA Societe Generale Acceptance N.V. -HSI R Bear CBBC Apr10X	2009/10/21	2009/10/22
63139	SGA Societe Generale Acceptance N.V.-HSBC R Bull CBBC Oct09L	2009/10/21	2009/10/23
63134	SGA Societe Generale Acceptance N.V.-CNOOC R Bull CBBC Oct09A	2009/10/21	2009/10/23
66525	SGA Societe Generale Acceptance NV-Shimao R Bear CBBC Jan10G	2009/10/21	2009/10/22
67707	UBS AG - China Life R Bear CBBC Feb 2010 O	2009/10/21	2009/10/22
67728	UBS AG - China Mobile R Bull CBBC Feb 2010 W	2009/10/21	2009/10/22
67708	UBS AG - HKEx R Bear CBBC Feb 2010 G	2009/10/21	2009/10/22
67705	UBS AG - HSI R Bear CBBC Feb 2010 B	2009/10/21	2009/10/22
67724	UBS AG - HSI R Bear CBBC Jan 2010 B	2009/10/21	2009/10/22
67704	UBS AG - HSI R Bear CBBC Jan 2010 W	2009/10/21	2009/10/22
67706	UBS AG - HSI R Bear CBBC Mar 2010 Q	2009/10/21	2009/10/22
67043	UBS AG - R&F R Bear CBBC Jan 2010 L	2009/10/21	2009/10/22
67354	UBS AG - Shimao R Bear CBBC Feb 2010 E	2009/10/21	2009/10/22
67792	ABN AMRO Bank N.V. - HSI R Bear CBBC Feb 2010 H	2009/10/22	2009/10/23
67761	Credit Suisse - HSI R Bear CBBC Mar 2010 F	2009/10/22	2009/10/23
67750	Deutsche Bank AG - HSI R Bear CBBC Feb 2010 C	2009/10/22	2009/10/23
67749	Deutsche Bank AG - HSI R Bear CBBC Feb 2010 R	2009/10/22	2009/10/23
67796	Goldman Sachs SP (Asia) - HSI R Bear CBBC Apr 2010 Q	2009/10/22	2009/10/23
67795	Goldman Sachs SP (Asia) - HSI R Bear CBBC Apr 2010 R	2009/10/22	2009/10/23
67751	KBC Fin Products Int'l Ltd. - HSI R Bear CBBC Feb 2010 C	2009/10/22	2009/10/23
67752	KBC Fin Products Int'l Ltd. - HSI R Bear CBBC Mar 2010 Y	2009/10/22	2009/10/23
62789	SGA Societe Generale Acceptance N.V. -A50 R Bull CBBC Oct09B	2009/10/22	2009/10/27
62939	SGA Societe Generale Acceptance N.V. -A50 R Bull CBBC Oct09C	2009/10/22	2009/10/27
65061	SGA Societe Generale Acceptance N.V.-BOCL R Bear CBBC Jan10D	2009/10/22	2009/10/23
62664	SGA Societe Generale Acceptance N.V.-HSBC R Bull CBBC Oct09H	2009/10/22	2009/10/27
62938	SGA Societe Generale Acceptance N.V.-HSBC R Bull CBBC Oct09K	2009/10/22	2009/10/27
62811	SGA Societe Generale Acceptance NV-PingAn R Bull CBBC Oct09C	2009/10/22	2009/10/27
67758	UBS AG - A50 China R Bear CBBC Feb 2010 T	2009/10/22	2009/10/23
67727	UBS AG - China Life R Bull CBBC Feb 2010 I	2009/10/22	2009/10/23
67585	UBS AG - China Mobile R Bull CBBC Feb 2010 U	2009/10/22	2009/10/23
67618	UBS AG - China Tel R Bull CBBC Feb 2010 I	2009/10/22	2009/10/23
67756	UBS AG - HSBC R Bear CBBC Feb 2010 T	2009/10/22	2009/10/23
67774	UBS AG - HSBC R Bull CBBC Feb 2010 U	2009/10/22	2009/10/23
67759	UBS AG - HSI R Bear CBBC Jan 2010 H	2009/10/22	2009/10/23
67760	UBS AG - HSI R Bear CBBC Mar 2010 A	2009/10/22	2009/10/23
67753	UBS AG - Sinopec Corp R Bull CBBC Feb 2010 J	2009/10/22	2009/10/23
67734	ABN AMRO Bank N.V. - CNOOC R Bear CBBC Mar 2010 D	2009/10/23	2009/10/27
64615	ABN AMRO Bank N.V. - HSI R Bear CBBC Dec 2009 N	2009/10/23	2009/10/27
67216	ABN AMRO Bank N.V. - HSI R Bear CBBC Jan 2010 V	2009/10/23	2009/10/27
67735	ABN AMRO Bank N.V. - TCH R Bear CBBC Mar 2010 C	2009/10/23	2009/10/27
65710	BNP Paribas Arbit Issu B.V. - HSI R Bear CBBC Feb 2010 Y	2009/10/23	2009/10/27
66262	CC Rabobank B.A. - HSI R Bear CBBC Mar 2010 Q	2009/10/23	2009/10/27
65786	CC Rabobank B.A. - HSI R Bear CBBC Mar 2010 U	2009/10/23	2009/10/27
66305	Credit Suisse - China Life R Bear CBBC Jan 2010 E	2009/10/23	2009/10/27
65933	Credit Suisse - HSI R Bear CBBC Dec 2009 L	2009/10/23	2009/10/27
65530	Deutsche Bank AG - China Life R Bear CBBC Jan 2010 C	2009/10/23	2009/10/27

## List of expired CBBC, 2009 (continued)

Code	CBBC	Last trading date	Delisted date
66074	Deutsche Bank AG - China Life R Bear CBBC Jan 2010 G	2009/10/23	2009/10/27
62502	Deutsche Bank AG - China Mobile R Bull CBBC Oct 2009 A	2009/10/23	2009/10/28
63959	Deutsche Bank AG - China Mobile R Bull CBBC Oct 2009 F	2009/10/23	2009/10/28
67655	Deutsche Bank AG - HSI R Bear CBBC Feb 2010 L	2009/10/23	2009/10/27
67302	Deutsche Bank AG - HSI R Bear CBBC Jan 2010 K	2009/10/23	2009/10/27
65975	Deutsche Bank AG - HSI R Bear CBBC Jan 2010 Y	2009/10/23	2009/10/27
65745	Deutsche Bank AG - HSI R Bear CBBC Mar 2010 R	2009/10/23	2009/10/27
65813	Goldman Sachs SP (Asia) - HSI R Bear CBBC Mar 2010 Y	2009/10/23	2009/10/27
65512	HK Bank - HSI R Bear CBBC Apr 2010 C	2009/10/23	2009/10/27
65644	KBC Fin Products Int'l Ltd. - Ch Life R Bear CBBC Feb 2010 A	2009/10/23	2009/10/27
65536	KBC Fin Products Int'l Ltd. - HSI R Bear CBBC Jan 10Z	2009/10/23	2009/10/27
65540	KBC Fin Products Int'l Ltd. - HSI R Bear CBBC Mar 10K	2009/10/23	2009/10/27
61218	KBC Fin Products Int'l Ltd. - HSI R Bear CBBC Oct 2009 B	2009/10/23	2009/10/27
61196	KBC Fin Products Int'l Ltd. - ICBC R Bear CBBC Nov 2009 A	2009/10/23	2009/10/27
65586	Macquarie Bank Ltd. - HSI R Bear CBBC Jan 2010 B	2009/10/23	2009/10/27
66156	Merrill Lynch Int'l & Co. C.V. - HSI R Bear CBBC Feb 2010 P	2009/10/23	2009/10/27
64810	SGA Societe Generale Acceptance N.V. -HSI R Bear CBBC Jan10S	2009/10/23	2009/10/27
67801	SGA Societe Generale Acceptance N.V. -HSI R Bear CBBC Mar10G	2009/10/23	2009/10/27
67803	SGA Societe Generale Acceptance N.V. -HSI R Bear CBBC Mar10N	2009/10/23	2009/10/27
67802	SGA Societe Generale Acceptance N.V. -HSI R Bear CBBC Mar10V	2009/10/23	2009/10/27
65912	SGA Societe Generale Acceptance N.V. -HSI R Bear CBBC Mar10Z	2009/10/23	2009/10/27
62661	SGA Societe Generale Acceptance N.V.-CCHC R Bull CBBC Oct09A	2009/10/23	2009/10/28
64833	SGA Societe Generale Acceptance N.V.-CMB R Bear CBBC Feb10B	2009/10/23	2009/10/27
62807	SGA Societe Generale Acceptance N.V.-CMB R Bull CBBC Oct09A	2009/10/23	2009/10/28
63012	SGA Societe Generale Acceptance N.V.-CMB R Bull CBBC Oct09B	2009/10/23	2009/10/28
62808	SGA Societe Generale Acceptance N.V.-COVS R Bull CBBC Oct09D	2009/10/23	2009/10/28
62809	SGA Societe Generale Acceptance N.V.-CTel R Bull CBBC Oct09A	2009/10/23	2009/10/28
62663	SGA Societe Generale Acceptance N.V.-CUni R Bull CBBC Oct09A	2009/10/23	2009/10/28
62579	SGA Societe Generale Acceptance N.V.-HSBC R Bull CBBC Oct09E	2009/10/23	2009/10/28
62580	SGA Societe Generale Acceptance N.V.-HSBC R Bull CBBC Oct09F	2009/10/23	2009/10/28
62581	SGA Societe Generale Acceptance N.V.-HSBC R Bull CBBC Oct09G	2009/10/23	2009/10/28
62578	SGA Societe Generale Acceptance N.V.-TCH R Bull CBBC Oct09A	2009/10/23	2009/10/28
62806	SGA Societe Generale Acceptance N.V.-CCoal R Bull CBBC Oct09B	2009/10/23	2009/10/28
62513	SGA Societe Generale Acceptance N.V-CK(H) R Bull CBBC Oct09A	2009/10/23	2009/10/28
62804	SGA Societe Generale Acceptance N.V-CK(H) R Bull CBBC Oct09C	2009/10/23	2009/10/28
63014	SGA Societe Generale Acceptance N.V-CK(H) R Bull CBBC Oct09E	2009/10/23	2009/10/28
65679	SGA Societe Generale Acceptance N.V-CLife R Bear CBBC Jan10L	2009/10/23	2009/10/27
61208	SGA Societe Generale Acceptance N.V-CLife R Bull CBBC Oct09A	2009/10/23	2009/10/28
62327	SGA Societe Generale Acceptance N.V-CLife R Bull CBBC Oct09F	2009/10/23	2009/10/28
62404	SGA Societe Generale Acceptance N.V-CLife R Bull CBBC Oct09G	2009/10/23	2009/10/28
62429	SGA Societe Generale Acceptance N.V-CLife R Bull CBBC Oct09I	2009/10/23	2009/10/28
66164	SGA Societe Generale Acceptance N.V-CNOOC R Bear CBBC Jan10E	2009/10/23	2009/10/27
61930	SGA Societe Generale Acceptance N.V-CP&CC R Bull CBBC Oct09A	2009/10/23	2009/10/28
62406	SGA Societe Generale Acceptance N.V-CP&CC R Bull CBBC Oct09B	2009/10/23	2009/10/28
62442	SGA Societe Generale Acceptance N.V-HS Bk R Bull CBBC Oct09A	2009/10/23	2009/10/28
62515	SGA Societe Generale Acceptance N.V-HS Bk R Bull CBBC Oct09B	2009/10/23	2009/10/28
66459	SGA Societe Generale Acceptance NV-PingAn R Bear CBBC Jan10E	2009/10/23	2009/10/27
62575	SGA Societe Generale Acceptance NV-PingAn R Bull CBBC Oct09A	2009/10/23	2009/10/28
62591	UBS AG - BankComm R Bull CBBC Oct 2009 C	2009/10/23	2009/10/28
62705	UBS AG - BankComm R Bull CBBC Oct 2009 D	2009/10/23	2009/10/28
64599	UBS AG - China Life R Bear CBBC Dec 2009 H	2009/10/23	2009/10/27
64878	UBS AG - China Life R Bear CBBC Jan 2010 D	2009/10/23	2009/10/27
67078	UBS AG - China Shenhua R Bear CBBC Feb 2010 E	2009/10/23	2009/10/27
62832	UBS AG - China Shenhua R Bull CBBC Oct 2009 D	2009/10/23	2009/10/28
64263	UBS AG - CNOOC R Bear CBBC Jan 2010 C	2009/10/23	2009/10/27
62420	UBS AG - HKEx R Bull CBBC Oct 2009 E	2009/10/23	2009/10/28
62528	UBS AG - HKEx R Bull CBBC Oct 2009 F	2009/10/23	2009/10/28
62710	UBS AG - HKEx R Bull CBBC Oct 2009 G	2009/10/23	2009/10/28
62907	UBS AG - HKEx R Bull CBBC Oct 2009 H	2009/10/23	2009/10/28
62383	UBS AG - HSBC R Bull CBBC Oct 2009 A	2009/10/23	2009/10/28
62384	UBS AG - HSBC R Bull CBBC Oct 2009 B	2009/10/23	2009/10/28
62627	UBS AG - HSBC R Bull CBBC Oct 2009 P	2009/10/23	2009/10/28
65918	UBS AG - HSCEI R Bear CBBC Feb 2010 L	2009/10/23	2009/10/27
67773	UBS AG - HSCEI R Bear CBBC Jan 2010 C	2009/10/23	2009/10/27
67822	UBS AG - HSI R Bear CBBC Apr 2010 B	2009/10/23	2009/10/27
66103	UBS AG - HSI R Bear CBBC Apr 2010 F	2009/10/23	2009/10/27
64556	UBS AG - HSI R Bear CBBC Feb 2010 U	2009/10/23	2009/10/27
67828	UBS AG - HSI R Bear CBBC May 2010 U	2009/10/23	2009/10/27
67686	UBS AG - HSI R Bear CBBC May 2010 W	2009/10/23	2009/10/27
65996	UBS AG - HSI R Bear CBBC Nov 2009 N	2009/10/23	2009/10/27
64167	UBS AG - Petrochina R Bear CBBC Jan 2010 C	2009/10/23	2009/10/27
66109	UBS AG - Ping An R Bear CBBC Feb 2010 E	2009/10/23	2009/10/27
62300	UBS AG - Ping An R Bull CBBC Oct 2009 C	2009/10/23	2009/10/28
62594	UBS AG - Ping An R Bull CBBC Oct 2009 D	2009/10/23	2009/10/28
62909	UBS AG - Ping An R Bull CBBC Oct 2009 G	2009/10/23	2009/10/28
66237	UBS AG - Shimao R Bear CBBC Jan 2010 F	2009/10/23	2009/10/27
61958	UBS AG - SHK Ppt R Bull CBBC Oct 2009 A	2009/10/23	2009/10/28
62713	UBS AG - SHK Ppt R Bull CBBC Oct 2009 D	2009/10/23	2009/10/28
62835	UBS AG - SHK Ppt R Bull CBBC Oct 2009 E	2009/10/23	2009/10/28
62708	UBS AG - Sinopec Corp R Bull CBBC Oct 2009 B	2009/10/23	2009/10/28
65669	ABN AMRO Bank N.V. - Ch Life R Bear CBBC Jan 2010 C	2009/10/27	2009/10/28
67838	Credit Suisse - HSI R Bear CBBC Mar 2010 Q	2009/10/27	2009/10/28
67849	Credit Suisse - HSI R Bull CBBC Mar 2010 R	2009/10/27	2009/10/28
67833	Deutsche Bank AG - HSI R Bear CBBC Feb 2010 T	2009/10/27	2009/10/28
67859	Deutsche Bank AG - HSI R Bull CBBC Apr 2010 I	2009/10/27	2009/10/28
64021	HK Bank - China Mobile R Bull CBBC Oct 2009 A	2009/10/27	2009/10/29
63602	HK Bank - HKEx R Bull CBBC Oct 2009 A	2009/10/27	2009/10/29



## List of expired CBBC, 2009 (continued)

Code	CBBC	Last trading date	Delisted date
67857	KBC Fin Products Int'l Ltd. - HSI R Bull CBBC Mar 2010 Z	2009/10/27	2009/10/28
67442	SGA Societe Generale Acceptance N.V.-CMob R Bull CBBC Jan10T	2009/10/27	2009/10/28
67092	SGA Societe Generale Acceptance N.V.-CUni R Bull CBBC Jan10F	2009/10/27	2009/10/28
63432	SGA Societe Generale Acceptance N.V.-HSBC R Bull CBBC Oct09M	2009/10/27	2009/10/29
65724	SGA Societe Generale Acceptance N.V.-CLife R Bear CBBC Jan10N	2009/10/27	2009/10/28
64722	UBS AG - CM Bank R Bear CBBC Dec 2009 C	2009/10/27	2009/10/28
67847	UBS AG - HSI R Bear CBBC Feb 2010 R	2009/10/27	2009/10/28
67848	UBS AG - HSI R Bull CBBC Mar 2010 U	2009/10/27	2009/10/28
64684	UBS AG - Ping An R Bear CBBC Dec 2009 C	2009/10/27	2009/10/28
67852	ABN AMRO Bank N.V. - A50 China R Bull CBBC Feb 2010 C	2009/10/28	2009/10/29
63257	ABN AMRO Bank N.V. - HSCEI R Bull CBBC Oct 2009 A	2009/10/28	2009/10/30
63258	ABN AMRO Bank N.V. - HSCEI R Bull CBBC Oct 2009 B	2009/10/28	2009/10/30
63259	ABN AMRO Bank N.V. - HSCEI R Bull CBBC Oct 2009 C	2009/10/28	2009/10/30
67920	ABN AMRO Bank N.V. - HSI R Bull CBBC Feb 2010 I	2009/10/28	2009/10/29
62925	ABN AMRO Bank N.V. - HSI R Bull CBBC Oct 2009 A	2009/10/28	2009/10/30
62926	ABN AMRO Bank N.V. - HSI R Bull CBBC Oct 2009 B	2009/10/28	2009/10/30
62927	ABN AMRO Bank N.V. - HSI R Bull CBBC Oct 2009 C	2009/10/28	2009/10/30
62989	ABN AMRO Bank N.V. - HSI R Bull CBBC Oct 2009 D	2009/10/28	2009/10/30
63169	ABN AMRO Bank N.V. - HSI R Bull CBBC Oct 2009 H	2009/10/28	2009/10/30
63171	ABN AMRO Bank N.V. - HSI R Bull CBBC Oct 2009 I	2009/10/28	2009/10/30
63172	ABN AMRO Bank N.V. - HSI R Bull CBBC Oct 2009 J	2009/10/28	2009/10/30
63173	ABN AMRO Bank N.V. - HSI R Bull CBBC Oct 2009 K	2009/10/28	2009/10/30
63174	ABN AMRO Bank N.V. - HSI R Bull CBBC Oct 2009 L	2009/10/28	2009/10/30
63499	ABN AMRO Bank N.V. - HSI R Bull CBBC Oct 2009 S	2009/10/28	2009/10/30
63500	ABN AMRO Bank N.V. - HSI R Bull CBBC Oct 2009 T	2009/10/28	2009/10/30
63501	ABN AMRO Bank N.V. - HSI R Bull CBBC Oct 2009 U	2009/10/28	2009/10/30
67899	BNP Paribas Arbit Issu B.V. - HSI R Bull CBBC Apr 2010 L	2009/10/28	2009/10/29
67776	BNP Paribas Arbit Issu B.V. - HSI R Bull CBBC May 2010 B	2009/10/28	2009/10/29
62988	BNP Paribas Arbit Issu B.V. - HSI R Bull CBBC Oct 2009 M	2009/10/28	2009/10/30
63126	BNP Paribas Arbit Issu B.V. - HSI R Bull CBBC Oct 2009 P	2009/10/28	2009/10/30
67812	CC Rabobank B.A. - HSI R Bull CBBC Apr 2010 G	2009/10/28	2009/10/29
62207	CC Rabobank B.A. - HSI R Bull CBBC Oct 2009 A	2009/10/28	2009/10/30
62794	CC Rabobank B.A. - HSI R Bull CBBC Oct 2009 B	2009/10/28	2009/10/30
62795	CC Rabobank B.A. - HSI R Bull CBBC Oct 2009 C	2009/10/28	2009/10/30
63283	CC Rabobank B.A. - HSI R Bull CBBC Oct 2009 D	2009/10/28	2009/10/30
67850	Credit Suisse - A50 China R Bull CBBC Mar 2010 A	2009/10/28	2009/10/29
67602	Credit Suisse - China Mobile R Bull CBBC Feb 2010 I	2009/10/28	2009/10/29
67743	Credit Suisse - HSI R Bull CBBC Mar 2010 E	2009/10/28	2009/10/29
67766	Credit Suisse - HSI R Bull CBBC Mar 2010 J	2009/10/28	2009/10/29
67806	Credit Suisse - HSI R Bull CBBC Mar 2010 P	2009/10/28	2009/10/29
67885	Credit Suisse - HSI R Bull CBBC Mar 2010 T	2009/10/28	2009/10/29
67901	Credit Suisse - HSI R Bull CBBC Mar 2010 U	2009/10/28	2009/10/29
67741	Deutsche Bank AG - HSI R Bull CBBC Apr 2010 D	2009/10/28	2009/10/29
67762	Deutsche Bank AG - HSI R Bull CBBC Apr 2010 G	2009/10/28	2009/10/29
67879	Deutsche Bank AG - HSI R Bull CBBC Mar 2010 C	2009/10/28	2009/10/29
67900	Deutsche Bank AG - HSI R Bull CBBC Mar 2010 V	2009/10/28	2009/10/29
64226	Deutsche Bank AG - HSI R Bull CBBC Oct 2009 A	2009/10/28	2009/10/30
62443	Deutsche Bank AG - HSI R Bull CBBC Oct 2009 B	2009/10/28	2009/10/30
62444	Deutsche Bank AG - HSI R Bull CBBC Oct 2009 C	2009/10/28	2009/10/30
62721	Deutsche Bank AG - HSI R Bull CBBC Oct 2009 D	2009/10/28	2009/10/30
62471	Deutsche Bank AG - HSI R Bull CBBC Oct 2009 Q	2009/10/28	2009/10/30
64351	Deutsche Bank AG - HSI R Bull CBBC Oct 2009 R	2009/10/28	2009/10/30
62719	Deutsche Bank AG - HSI R Bull CBBC Oct 2009 U	2009/10/28	2009/10/30
64357	Deutsche Bank AG - HSI R Bull CBBC Oct 2009 V	2009/10/28	2009/10/30
62512	Deutsche Bank AG - HSI R Bull CBBC Oct 2009 W	2009/10/28	2009/10/30
62504	Deutsche Bank AG - HSI R Bull CBBC Oct 2009 X	2009/10/28	2009/10/30
67921	Goldman Sachs SP (Asia) - HSI R Bull CBBC Apr 2010 N	2009/10/28	2009/10/29
67794	Goldman Sachs SP (Asia) - HSI R Bull CBBC Apr 2010 S	2009/10/28	2009/10/29
67862	Goldman Sachs SP (Asia) - HSI R Bull CBBC May 2010 T	2009/10/28	2009/10/29
61733	Goldman Sachs SP (Asia) - HSI R Bull CBBC Oct 2009 A	2009/10/28	2009/10/30
62841	Goldman Sachs SP (Asia) - HSI R Bull CBBC Oct 2009 B	2009/10/28	2009/10/30
63000	Goldman Sachs SP (Asia) - HSI R Bull CBBC Oct 2009 C	2009/10/28	2009/10/30
63158	Goldman Sachs SP (Asia) - HSI R Bull CBBC Oct 2009 E	2009/10/28	2009/10/30
63261	Goldman Sachs SP (Asia) - HSI R Bull CBBC Oct 2009 G	2009/10/28	2009/10/30
62149	HK Bank - HSI R Bull CBBC Oct 2009 A	2009/10/28	2009/10/30
62649	HK Bank - HSI R Bull CBBC Oct 2009 B	2009/10/28	2009/10/30
62654	HK Bank - HSI R Bull CBBC Oct 2009 C	2009/10/28	2009/10/30
62655	HK Bank - HSI R Bull CBBC Oct 2009 D	2009/10/28	2009/10/30
62767	HK Bank - HSI R Bull CBBC Oct 2009 E	2009/10/28	2009/10/30
63937	HK Bank - HSI R Bull CBBC Oct 2009 G	2009/10/28	2009/10/30
67925	KBC Fin Products Int'l Ltd. - A50 China R Bull CBBC Feb10C	2009/10/28	2009/10/29
67853	KBC Fin Products Int'l Ltd. - COVS R Bull CBBC Feb 2010 B	2009/10/28	2009/10/29
61946	KBC Fin Products Int'l Ltd. - HSCEI R Bull CBBC Oct 2009 B	2009/10/28	2009/10/30
62735	KBC Fin Products Int'l Ltd. - HSCEI R Bull CBBC Oct 2009 D	2009/10/28	2009/10/30
62736	KBC Fin Products Int'l Ltd. - HSCEI R Bull CBBC Oct 2009 E	2009/10/28	2009/10/30
63866	KBC Fin Products Int'l Ltd. - HSCEI R Bull CBBC Oct 2009 H	2009/10/28	2009/10/30
61219	KBC Fin Products Int'l Ltd. - HSI R Bear CBBC Oct 2009 C	2009/10/28	2009/10/30
67827	KBC Fin Products Int'l Ltd. - HSI R Bull CBBC Feb 2010 B	2009/10/28	2009/10/29
67725	KBC Fin Products Int'l Ltd. - HSI R Bull CBBC Feb 2010 J	2009/10/28	2009/10/29
63098	KBC Fin Products Int'l Ltd. - HSI R Bull CBBC Oct 2009 E	2009/10/28	2009/10/30
63682	KBC Fin Products Int'l Ltd. - HSI R Bull CBBC Oct 2009 F	2009/10/28	2009/10/30
62582	KBC Fin Products Int'l Ltd. - HSI R Bull CBBC Oct 2009 H	2009/10/28	2009/10/30
62076	KBC Fin Products Int'l Ltd. - HSI R Bull CBBC Oct 2009 J	2009/10/28	2009/10/30
62585	KBC Fin Products Int'l Ltd. - HSI R Bull CBBC Oct 2009 N	2009/10/28	2009/10/30
64416	KBC Fin Products Int'l Ltd. - HSI R Bull CBBC Oct 2009 O	2009/10/28	2009/10/30
64229	KBC Fin Products Int'l Ltd. - HSI R Bull CBBC Oct 2009 P	2009/10/28	2009/10/30
62634	KBC Fin Products Int'l Ltd. - HSI R Bull CBBC Oct 2009 R	2009/10/28	2009/10/30

## List of expired CBBC, 2009 (continued)

Code	CBBC	Last trading date	Delisted date
62635	KBC Fin Products Int'l Ltd. - HSI R Bull CBBC Oct 2009 S	2009/10/28	2009/10/30
62683	KBC Fin Products Int'l Ltd. - HSI R Bull CBBC Oct 2009 T	2009/10/28	2009/10/30
63641	KBC Fin Products Int'l Ltd. - HSI R Bull CBBC Oct 2009 U	2009/10/28	2009/10/30
62531	KBC Fin Products Int'l Ltd. - HSI R Bull CBBC Oct 2009 V	2009/10/28	2009/10/30
62532	KBC Fin Products Int'l Ltd. - HSI R Bull CBBC Oct 2009 W	2009/10/28	2009/10/30
62533	KBC Fin Products Int'l Ltd. - HSI R Bull CBBC Oct 2009 X	2009/10/28	2009/10/30
62534	KBC Fin Products Int'l Ltd. - HSI R Bull CBBC Oct 2009 Y	2009/10/28	2009/10/30
67927	KBC Fin Products Int'l Ltd. - SHK Ppt R Bull CBBC Feb10F	2009/10/28	2009/10/29
67854	KBC Fin Products Int'l Ltd. - SHK Ppt R Bull CBBC Mar 2010 B	2009/10/28	2009/10/29
62929	Macquarie Bank Ltd. - HSI R Bull CBBC Oct 2009 A	2009/10/28	2009/10/30
63897	Macquarie Bank Ltd. - HSI R Bull CBBC Oct 2009 G	2009/10/28	2009/10/30
67798	SGA Societe Generale Acceptance N.V. -HSI R Bull CBBC Apr10G	2009/10/28	2009/10/29
67799	SGA Societe Generale Acceptance N.V. -HSI R Bull CBBC Apr10W	2009/10/28	2009/10/29
62865	SGA Societe Generale Acceptance N.V. -HSI R Bull CBBC Oct09A	2009/10/28	2009/10/30
62866	SGA Societe Generale Acceptance N.V. -HSI R Bull CBBC Oct09B	2009/10/28	2009/10/30
62930	SGA Societe Generale Acceptance N.V. -HSI R Bull CBBC Oct09F	2009/10/28	2009/10/30
62931	SGA Societe Generale Acceptance N.V. -HSI R Bull CBBC Oct09G	2009/10/28	2009/10/30
63655	SGA Societe Generale Acceptance N.V. -HSI R Bull CBBC Oct09I	2009/10/28	2009/10/30
62991	SGA Societe Generale Acceptance N.V. -HSI R Bull CBBC Oct09J	2009/10/28	2009/10/30
63128	SGA Societe Generale Acceptance N.V. -HSI R Bull CBBC Oct09M	2009/10/28	2009/10/30
63130	SGA Societe Generale Acceptance N.V. -HSI R Bull CBBC Oct09N	2009/10/28	2009/10/30
63131	SGA Societe Generale Acceptance N.V. -HSI R Bull CBBC Oct09O	2009/10/28	2009/10/30
63262	SGA Societe Generale Acceptance N.V. -HSI R Bull CBBC Oct09S	2009/10/28	2009/10/30
62813	SGA Societe Generale Acceptance NV -HSCEI R Bull CBBC Oct09A	2009/10/28	2009/10/30
62814	SGA Societe Generale Acceptance NV -HSCEI R Bull CBBC Oct09B	2009/10/28	2009/10/30
62815	SGA Societe Generale Acceptance NV -HSCEI R Bull CBBC Oct09C	2009/10/28	2009/10/30
62816	SGA Societe Generale Acceptance NV -HSCEI R Bull CBBC Oct09D	2009/10/28	2009/10/30
63043	SGA Societe Generale Acceptance NV -HSCEI R Bull CBBC Oct09I	2009/10/28	2009/10/30
63064	SGA Societe Generale Acceptance NV -HSCEI R Bull CBBC Oct09K	2009/10/28	2009/10/30
63191	SGA Societe Generale Acceptance NV -HSCEI R Bull CBBC Oct09N	2009/10/28	2009/10/30
67843	UBS AG - A50 China R Bull CBBC Feb 2010 U	2009/10/28	2009/10/29
67911	UBS AG - A50 China R Bull CBBC Feb 2010 W	2009/10/28	2009/10/29
67465	UBS AG - China Mobile R Bull CBBC Feb 2010 R	2009/10/28	2009/10/29
67520	UBS AG - China Tel R Bull CBBC Feb 2010 G	2009/10/28	2009/10/29
67890	UBS AG - HKEx R Bear CBBC Feb 2010 C	2009/10/28	2009/10/29
62520	UBS AG - HSCEI R Bull CBBC Oct 2009 A	2009/10/28	2009/10/30
62608	UBS AG - HSCEI R Bull CBBC Oct 2009 C	2009/10/28	2009/10/30
62631	UBS AG - HSCEI R Bull CBBC Oct 2009 D	2009/10/28	2009/10/30
62679	UBS AG - HSCEI R Bull CBBC Oct 2009 E	2009/10/28	2009/10/30
62870	UBS AG - HSCEI R Bull CBBC Oct 2009 G	2009/10/28	2009/10/30
62950	UBS AG - HSCEI R Bull CBBC Oct 2009 I	2009/10/28	2009/10/30
63005	UBS AG - HSCEI R Bull CBBC Oct 2009 K	2009/10/28	2009/10/30
64472	UBS AG - HSCEI R Bull CBBC Oct 2009 R	2009/10/28	2009/10/30
67726	UBS AG - HSI R Bull CBBC Feb 2010 X	2009/10/28	2009/10/29
67772	UBS AG - HSI R Bull CBBC Feb 2010 Y	2009/10/28	2009/10/29
67913	UBS AG - HSI R Bull CBBC Jan 2010 D	2009/10/28	2009/10/29
67912	UBS AG - HSI R Bull CBBC Jan 2010 G	2009/10/28	2009/10/29
67846	UBS AG - HSI R Bull CBBC Jun 2010 H	2009/10/28	2009/10/29
67815	UBS AG - HSI R Bull CBBC Mar 2010 W	2009/10/28	2009/10/29
67819	UBS AG - HSI R Bull CBBC May 2010 Q	2009/10/28	2009/10/29
62829	UBS AG - HSI R Bull CBBC Oct 2009 A	2009/10/28	2009/10/30
62450	UBS AG - HSI R Bull CBBC Oct 2009 B	2009/10/28	2009/10/30
64217	UBS AG - HSI R Bull CBBC Oct 2009 C	2009/10/28	2009/10/30
64324	UBS AG - HSI R Bull CBBC Oct 2009 D	2009/10/28	2009/10/30
62610	UBS AG - HSI R Bull CBBC Oct 2009 E	2009/10/28	2009/10/30
64209	UBS AG - HSI R Bull CBBC Oct 2009 G	2009/10/28	2009/10/30
65523	UBS AG - HSI R Bull CBBC Oct 2009 H	2009/10/28	2009/10/30
64349	UBS AG - HSI R Bull CBBC Oct 2009 I	2009/10/28	2009/10/30
64401	UBS AG - HSI R Bull CBBC Oct 2009 K	2009/10/28	2009/10/30
62611	UBS AG - HSI R Bull CBBC Oct 2009 L	2009/10/28	2009/10/30
65261	UBS AG - HSI R Bull CBBC Oct 2009 N	2009/10/28	2009/10/30
64210	UBS AG - HSI R Bull CBBC Oct 2009 O	2009/10/28	2009/10/30
65424	UBS AG - HSI R Bull CBBC Oct 2009 P	2009/10/28	2009/10/30
64332	UBS AG - HSI R Bull CBBC Oct 2009 Q	2009/10/28	2009/10/30
63053	UBS AG - HSI R Bull CBBC Oct 2009 R	2009/10/28	2009/10/30
65195	UBS AG - HSI R Bull CBBC Oct 2009 S	2009/10/28	2009/10/30
65365	UBS AG - HSI R Bull CBBC Oct 2009 T	2009/10/28	2009/10/30
64369	UBS AG - HSI R Bull CBBC Oct 2009 U	2009/10/28	2009/10/30
65598	UBS AG - HSI R Bull CBBC Oct 2009 V	2009/10/28	2009/10/30
62828	UBS AG - HSI R Bull CBBC Oct 2009 Z	2009/10/28	2009/10/30
67910	UBS AG - SHK Ppt R Bull CBBC Feb 2010 W	2009/10/28	2009/10/29
66552	ABN AMRO Bank N.V. - China Tel R Bull CBBC Feb 2010 B	2009/10/29	2009/10/30
67919	ABN AMRO Bank N.V. - HSCEI R Bull CBBC Feb 2010 G	2009/10/29	2009/10/30
67788	ABN AMRO Bank N.V. - HSI R Bull CBBC Feb 2010 J	2009/10/29	2009/10/30
67629	ABN AMRO Bank N.V. - HSI R Bull CBBC Feb 2010 N	2009/10/29	2009/10/30
62670	BNP Paribas Arbit Issu B.V. - Ch Life R Bull CBBC Oct 2009 D	2009/10/29	2009/11/02
62235	BNP Paribas Arbit Issu B.V. - HKEx R Bull CBBC Oct 2009 C	2009/10/29	2009/11/02
62564	BNP Paribas Arbit Issu B.V. - HSBC R Bull CBBC Oct 2009 B	2009/10/29	2009/11/02
62566	BNP Paribas Arbit Issu B.V. - HSBC R Bull CBBC Oct 2009 E	2009/10/29	2009/11/02
67700	BNP Paribas Arbit Issu B.V. - HSI R Bull CBBC Apr 2010 I	2009/10/29	2009/10/30
67775	BNP Paribas Arbit Issu B.V. - HSI R Bull CBBC Apr 2010 J	2009/10/29	2009/10/30
67653	BNP Paribas Arbit Issu B.V. - HSI R Bull CBBC Mar 2010 E	2009/10/29	2009/10/30
67675	CC Rabobank B.A. - HSI R Bull CBBC Apr 2010 E	2009/10/29	2009/10/30
67811	CC Rabobank B.A. - HSI R Bull CBBC Apr 2010 F	2009/10/29	2009/10/30
67895	CC Rabobank B.A. - HSI R Bull CBBC May 2010 C	2009/10/29	2009/10/30
67896	CC Rabobank B.A. - HSI R Bull CBBC May 2010 D	2009/10/29	2009/10/30
67897	CC Rabobank B.A. - HSI R Bull CBBC May 2010 E	2009/10/29	2009/10/30



## List of expired CBBC, 2009 (continued)

Code	CBBC	Last trading date	Delisted date
67898	CC Rabobank B.A. - HSI R Bull CBBC May 2010 F	2009/10/29	2009/10/30
67649	Credit Suisse - HSI R Bull CBBC Feb 2010 K	2009/10/29	2009/10/30
67611	Credit Suisse - HSI R Bull CBBC Feb 2010 Z	2009/10/29	2009/10/30
67677	Credit Suisse - HSI R Bull CBBC Mar 2010 C	2009/10/29	2009/10/30
67764	Credit Suisse - HSI R Bull CBBC Mar 2010 H	2009/10/29	2009/10/30
67765	Credit Suisse - HSI R Bull CBBC Mar 2010 I	2009/10/29	2009/10/30
67805	Credit Suisse - HSI R Bull CBBC Mar 2010 O	2009/10/29	2009/10/30
67937	Credit Suisse - HSI R Bull CBBC Mar 2010 V	2009/10/29	2009/10/30
67952	Deutsche Bank AG - China Mobile R Bull CBBC Mar 2010 C	2009/10/29	2009/10/30
67648	Deutsche Bank AG - HSI R Bull CBBC Feb 2010 I	2009/10/29	2009/10/30
67651	Deutsche Bank AG - HSI R Bull CBBC Feb 2010 Q	2009/10/29	2009/10/30
67676	Deutsche Bank AG - HSI R Bull CBBC Mar 2010 J	2009/10/29	2009/10/30
67570	Deutsche Bank AG - HSI R Bull CBBC Mar 2010 O	2009/10/29	2009/10/30
67710	Deutsche Bank AG - HSI R Bull CBBC Mar 2010 W	2009/10/29	2009/10/30
67793	Goldman Sachs SP (Asia) - HSI R Bull CBBC Apr 2010 C	2009/10/29	2009/10/30
67594	Goldman Sachs SP (Asia) - HSI R Bull CBBC May 2010 Q	2009/10/29	2009/10/30
67612	Goldman Sachs SP (Asia) - HSI R Bull CBBC May 2010 R	2009/10/29	2009/10/30
67702	HK Bank - HSI R Bull CBBC Jul 2010 B	2009/10/29	2009/10/30
67736	KBC Fin Products Int'l Ltd. - CHALCO R Bull CBBC Feb 2010 A	2009/10/29	2009/10/30
67486	KBC Fin Products Int'l Ltd. - HSBC R Bull CBBC Feb 2010 D	2009/10/29	2009/10/30
67580	KBC Fin Products Int'l Ltd. - HSI R Bull CBBC Feb 2010 G	2009/10/29	2009/10/30
67654	KBC Fin Products Int'l Ltd. - HSI R Bull CBBC Feb 2010 X	2009/10/29	2009/10/30
67610	KBC Fin Products Int'l Ltd. - HSI R Bull CBBC Mar 2010 W	2009/10/29	2009/10/30
67678	KBC Fin Products Int'l Ltd. - HSI R Bull CBBC Mar 2010 X	2009/10/29	2009/10/30
67740	KBC Fin Products Int'l Ltd. - Jiangxi C R Bull CBBC Mar 10 B	2009/10/29	2009/10/30
67926	KBC Fin Products Int'l Ltd. - R&F R Bull CBBC Mar10B	2009/10/29	2009/10/30
67781	KBC Fin Products Int'l Ltd. -Angang Steel R Bull CBBC Mar10A	2009/10/29	2009/10/30
67933	SGA Societe Generale Acceptance N.V. -HSI R Bull CBBC Apr10R	2009/10/29	2009/10/30
67932	SGA Societe Generale Acceptance N.V. -HSI R Bull CBBC Apr10S	2009/10/29	2009/10/30
67931	SGA Societe Generale Acceptance N.V. -HSI R Bull CBBC Apr10T	2009/10/29	2009/10/30
67934	SGA Societe Generale Acceptance N.V. -HSI R Bull CBBC Apr10Y	2009/10/29	2009/10/30
67930	SGA Societe Generale Acceptance N.V. -HSI R Bull CBBC Mar10M	2009/10/29	2009/10/30
67711	SGA Societe Generale Acceptance N.V. -HSI R Bull CBBC May10C	2009/10/29	2009/10/30
67713	SGA Societe Generale Acceptance N.V. -HSI R Bull CBBC May10F	2009/10/29	2009/10/30
67712	SGA Societe Generale Acceptance N.V. -HSI R Bull CBBC May10G	2009/10/29	2009/10/30
67632	SGA Societe Generale Acceptance N.V. -HSI R Bull CBBC May10R	2009/10/29	2009/10/30
67633	SGA Societe Generale Acceptance N.V. -HSI R Bull CBBC May10S	2009/10/29	2009/10/30
67693	SGA Societe Generale Acceptance N.V. -HSI R Bull CBBC May10Y	2009/10/29	2009/10/30
62803	SGA Societe Generale Acceptance N.V. -BOCL R Bull CBBC Oct09B	2009/10/29	2009/11/02
67516	SGA Societe Generale Acceptance N.V.-CMob R Bull CBBC Jan10Y	2009/10/29	2009/10/30
67679	UBS AG - CCHC R Bull CBBC Feb 2010 K	2009/10/29	2009/10/30
67907	UBS AG - Cheung Kong R Bull CBBC Feb 2010 O	2009/10/29	2009/10/30
67840	UBS AG - CNOOC R Bull CBBC Feb 2010 M	2009/10/29	2009/10/30
67938	UBS AG - COVS R Bull CBBC Feb 2010 I	2009/10/29	2009/10/30
67729	UBS AG - HKEx R Bull CBBC Feb 2010 D	2009/10/29	2009/10/30
67939	UBS AG - HKEx R Bull CBBC Feb 2010 J	2009/10/29	2009/10/30
67437	UBS AG - HSBC R Bull CBBC Feb 2010 Q	2009/10/29	2009/10/30
67777	UBS AG - HSCEI R Bull CBBC Jan 2010 D	2009/10/29	2009/10/30
67657	UBS AG - HSI R Bull CBBC Apr 2010 I	2009/10/29	2009/10/30
67818	UBS AG - HSI R Bull CBBC Apr 2010 Q	2009/10/29	2009/10/30
67936	UBS AG - HSI R Bull CBBC Apr 2010 Y	2009/10/29	2009/10/30
67583	UBS AG - HSI R Bull CBBC Feb 2010 N	2009/10/29	2009/10/30
67682	UBS AG - HSI R Bull CBBC Jan 2010 F	2009/10/29	2009/10/30
67845	UBS AG - HSI R Bull CBBC Jun 2010 I	2009/10/29	2009/10/30
67683	UBS AG - HSI R Bull CBBC Mar 2010 H	2009/10/29	2009/10/30
67625	UBS AG - HSI R Bull CBBC Mar 2010 O	2009/10/29	2009/10/30
67626	UBS AG - HSI R Bull CBBC Mar 2010 V	2009/10/29	2009/10/30
67814	UBS AG - HSI R Bull CBBC Mar 2010 X	2009/10/29	2009/10/30
67841	UBS AG - Jiangxi Copper R Bull CBBC Feb 2010 K	2009/10/29	2009/10/30
67717	UBS AG - Petrochina R Bull CBBC Feb 2010 I	2009/10/29	2009/10/30
67842	UBS AG - Petrochina R Bull CBBC Feb 2010 L	2009/10/29	2009/10/30
67622	UBS AG - SHK Ppt R Bull CBBC Feb 2010 V	2009/10/29	2009/10/30
64160	Deutsche Bank AG - A50 China R Bull CBBC Nov 2009 A	2009/10/30	2009/11/03
64276	Deutsche Bank AG - HKEx R Bull CBBC Nov 2009 C	2009/10/30	2009/11/03
64274	Deutsche Bank AG - HSBC R Bull CBBC Nov 2009 A	2009/10/30	2009/11/03
64161	Deutsche Bank AG - Petrochina R Bull CBBC Nov 2009 A	2009/10/30	2009/11/03
65009	KBC Fin Products Int'l Ltd. - China Life R Bull CBBC Nov 09C	2009/10/30	2009/11/03
63918	KBC Fin Products Int'l Ltd. - HKEx R Bull CBBC Nov 2009 D	2009/10/30	2009/11/03
61194	KBC Fin Products Int'l Ltd. - HSBC R Bull CBBC Nov 2009 A	2009/10/30	2009/11/03
64352	KBC Fin Products Int'l Ltd. - SHK Ppt R Bull CBBC Nov 2009 A	2009/10/30	2009/11/03
67961	UBS AG - China Life R Bull CBBC Feb 2010 T	2009/10/30	2009/11/02
67955	UBS AG - China Mobile R Bull CBBC Feb 2010 X	2009/10/30	2009/11/02
67956	UBS AG - HSBC R Bull CBBC Feb 2010 V	2009/10/30	2009/11/02
67990	ABN AMRO Bank N.V. - HSI R Bull CBBC Feb 2010 L	2009/11/02	2009/11/03
67991	ABN AMRO Bank N.V. - HSI R Bull CBBC Mar 2010 A	2009/11/02	2009/11/03
67886	Credit Suisse - A50 China R Bull CBBC Mar 2010 B	2009/11/02	2009/11/03
66021	Credit Suisse - China Mobile R Bull CBBC Jan 2010 B	2009/11/02	2009/11/03
67998	Credit Suisse - HKEx R Bull CBBC Feb 2010 I	2009/11/02	2009/11/03
67993	Credit Suisse - HSI R Bull CBBC Mar 2010 X	2009/11/02	2009/11/03
68005	Deutsche Bank AG - China Life R Bull CBBC Apr 2010 C	2009/11/02	2009/11/03
67983	Deutsche Bank AG - HSI R Bull CBBC Mar 2010 S	2009/11/02	2009/11/03
68008	Goldman Sachs SP (Asia) - HSI R Bull CBBC May 2010 Y	2009/11/02	2009/11/03
67963	HK Bank - HSI R Bull CBBC Jul 2010 C	2009/11/02	2009/11/03
67609	KBC Fin Products Int'l Ltd. - CCHC R Bull CBBC Feb 2010 B	2009/11/02	2009/11/03
62700	KBC Fin Products Int'l Ltd. - HSBC R Bull CBBC Nov 2009 B	2009/11/02	2009/11/04
68003	KBC Fin Products Int'l Ltd. - HSI R Bull CBBC Apr 2010 D	2009/11/02	2009/11/03
68002	KBC Fin Products Int'l Ltd. - HSI R Bull CBBC Feb 2010 Z	2009/11/02	2009/11/03

## List of expired CBBC, 2009 (continued)

Code	CBBC	Last trading date	Delisted date
67969	SGA Societe Generale Acceptance N.V. -A50 R Bull CBBC Mar10A	2009/11/02	2009/11/03
68006	SGA Societe Generale Acceptance N.V. -HSI R Bull CBBC Apr10I	2009/11/02	2009/11/03
68007	SGA Societe Generale Acceptance N.V. -HSI R Bull CBBC Apr10J	2009/11/02	2009/11/03
67891	UBS AG - A50 China R Bear CBBC Feb 2010 V	2009/11/02	2009/11/03
67616	UBS AG - BankComm R Bull CBBC Feb 2010 E	2009/11/02	2009/11/03
67981	UBS AG - China Life R Bear CBBC Feb 2010 R	2009/11/02	2009/11/03
68000	UBS AG - China Life R Bull CBBC Feb 2010 N	2009/11/02	2009/11/03
67954	UBS AG - China Life R Bull CBBC Feb 2010 Q	2009/11/02	2009/11/03
65408	UBS AG - China Mobile R Bull CBBC Jan 2010 E	2009/11/02	2009/11/03
68001	UBS AG - CNOOC R Bull CBBC Feb 2010 N	2009/11/02	2009/11/03
65391	UBS AG - CUni R Bull CBBC Feb 2010 A	2009/11/02	2009/11/03
67989	UBS AG - HSCEI R Bull CBBC Feb 2010 U	2009/11/02	2009/11/03
67988	UBS AG - HSI R Bull CBBC Feb 2010 A	2009/11/02	2009/11/03
67958	UBS AG - HSI R Bull CBBC Feb 2010 L	2009/11/02	2009/11/03
67909	UBS AG - R&F R Bull CBBC Feb 2010 D	2009/11/02	2009/11/03
67986	UBS AG - R&F R Bull CBBC Feb 2010 E	2009/11/02	2009/11/03
67987	UBS AG - TCH R Bull CBBC Feb 2010 C	2009/11/02	2009/11/03
68017	BNP Paribas Arbit Issu B.V. - HSI R Bull CBBC Apr 2010 M	2009/11/03	2009/11/04
68033	Credit Suisse - China Life R Bull CBBC Mar 2010 C	2009/11/03	2009/11/04
66783	Credit Suisse - China Tel R Bull CBBC Feb 2010 B	2009/11/03	2009/11/04
68014	Credit Suisse - HSI R Bull CBBC Mar 2010 Y	2009/11/03	2009/11/04
67739	KBC Fin Products Int'l Ltd. - HKEx R Bull CBBC Feb 2010 C	2009/11/03	2009/11/04
68023	UBS AG - China Life R Bull CBBC Feb 2010 M	2009/11/03	2009/11/04
68010	UBS AG - HSI R Bull CBBC Mar 2010 K	2009/11/03	2009/11/04
68013	UBS AG - HSI R Bull CBBC May 2010 W	2009/11/03	2009/11/04
67940	UBS AG - Hutchison R Bull CBBC Feb 2010 F	2009/11/03	2009/11/04
68025	UBS AG - Ping An R Bull CBBC Feb 2010 J	2009/11/03	2009/11/04
68057	Credit Suisse - HSI R Bull CBBC Mar 2010 A	2009/11/04	2009/11/05
68050	Deutsche Bank AG - HSI R Bull CBBC Mar 2010 R	2009/11/04	2009/11/05
68051	Deutsche Bank AG - HSI R Bull CBBC Mar 2010 V	2009/11/04	2009/11/05
65035	KBC Fin Products Int'l Ltd. - A50 China R Bull CBBC Nov 09 C	2009/11/04	2009/11/06
63762	KBC Fin Products Int'l Ltd. - Ch Mobile R Bull CBBC Nov 09 A	2009/11/04	2009/11/06
68053	SGA Societe Generale Acceptance N.V. -HSI R Bull CBBC Apr10U	2009/11/04	2009/11/05
67832	SGA Societe Generale Acceptance NV-Angang R Bull CBBC Mar10B	2009/11/04	2009/11/05
68049	UBS AG - China Mobile R Bull CBBC Feb 2010 Z	2009/11/04	2009/11/05
68045	UBS AG - HSI R Bull CBBC Feb 2010 B	2009/11/04	2009/11/05
68046	UBS AG - HSI R Bull CBBC Feb 2010 U	2009/11/04	2009/11/05
68047	UBS AG - HSI R Bull CBBC Mar 2010 Q	2009/11/04	2009/11/05
68125	ABN AMRO Bank N.V. - HSI R Bear CBBC Feb 2010 I	2009/11/05	2009/11/06
68098	Credit Suisse - A50 China R Bear CBBC Mar 2010 C	2009/11/05	2009/11/06
68097	Credit Suisse - China Life R Bear CBBC Mar 2010 D	2009/11/05	2009/11/06
68119	Credit Suisse - HSI R Bear CBBC Mar 2010 T	2009/11/05	2009/11/06
68078	Credit Suisse - HSI R Bull CBBC Mar 2010 Q	2009/11/05	2009/11/06
68077	Credit Suisse - HSI R Bull CBBC Mar 2010 R	2009/11/05	2009/11/06
68092	Deutsche Bank AG - HSI R Bear CBBC Apr 2010 F	2009/11/05	2009/11/06
68093	Deutsche Bank AG - HSI R Bear CBBC Apr 2010 Y	2009/11/05	2009/11/06
68079	Deutsche Bank AG - HSI R Bull CBBC Feb 2010 B	2009/11/05	2009/11/06
68080	Deutsche Bank AG - HSI R Bull CBBC Feb 2010 Y	2009/11/05	2009/11/06
68133	Goldman Sachs SP (Asia) - HSI R Bear CBBC Feb 2010 G	2009/11/05	2009/11/06
68087	KBC Fin Products Int'l Ltd. - HSI R Bull CBBC Feb 2010 U	2009/11/05	2009/11/06
68088	KBC Fin Products Int'l Ltd. - HSI R Bull CBBC Mar 2010 A	2009/11/05	2009/11/06
68089	KBC Fin Products Int'l Ltd. - HSI R Bull CBBC Mar 2010 B	2009/11/05	2009/11/06
65906	SGA Societe Generale Acceptance N.V.-CMB R Bear CBBC Feb 10D	2009/11/05	2009/11/06
68116	UBS AG - A50 China R Bear CBBC Feb 2010 Y	2009/11/05	2009/11/06
67715	UBS AG - Angang Steel R Bull CBBC Feb 2010 A	2009/11/05	2009/11/06
65145	UBS AG - CM Bank R Bear CBBC Jan 2010 P	2009/11/05	2009/11/06
68085	UBS AG - HKEx R Bull CBBC Feb 2010 M	2009/11/05	2009/11/06
68101	UBS AG - HSI R Bear CBBC Feb 2010 X	2009/11/05	2009/11/06
68102	UBS AG - HSI R Bear CBBC Mar 2010 X	2009/11/05	2009/11/06
68082	UBS AG - HSI R Bull CBBC Feb 2010 Y	2009/11/05	2009/11/06
68084	UBS AG - HSI R Bull CBBC Mar 2010 W	2009/11/05	2009/11/06
67948	ABN AMRO Bank N.V. - A50 China R Bear CBBC Mar 2010 A	2009/11/06	2009/11/09
68126	ABN AMRO Bank N.V. - HSI R Bear CBBC Feb 2010 N	2009/11/06	2009/11/09
68144	CC Rabobank B.A. - HSI R Bear CBBC Apr 2010 E	2009/11/06	2009/11/09
68145	CC Rabobank B.A. - HSI R Bear CBBC Apr 2010 F	2009/11/06	2009/11/09
68063	Credit Suisse - HSI R Bear CBBC Mar 2010 D	2009/11/06	2009/11/09
68157	Credit Suisse - HSI R Bear CBBC Mar 2010 E	2009/11/06	2009/11/09
68156	Credit Suisse - HSI R Bear CBBC Mar 2010 J	2009/11/06	2009/11/09
68120	Credit Suisse - HSI R Bear CBBC Mar 2010 P	2009/11/06	2009/11/09
68175	Credit Suisse - HSI R Bull CBBC Mar 2010 O	2009/11/06	2009/11/09
66376	Deutsche Bank AG - A50 China R Bear CBBC Feb 2010 A	2009/11/06	2009/11/09
68122	Deutsche Bank AG - China Life R Bear CBBC Mar 2010 H	2009/11/06	2009/11/09
68069	Deutsche Bank AG - HSI R Bear CBBC Apr 2010 H	2009/11/06	2009/11/09
68151	Deutsche Bank AG - HSI R Bear CBBC Feb 2010 C	2009/11/06	2009/11/09
68052	Deutsche Bank AG - HSI R Bear CBBC Feb 2010 N	2009/11/06	2009/11/09
68150	Deutsche Bank AG - HSI R Bear CBBC Feb 2010 R	2009/11/06	2009/11/09
68158	Deutsche Bank AG - HSI R Bull CBBC Feb 2010 L	2009/11/06	2009/11/09
68131	Goldman Sachs SP (Asia) - HSI R Bear CBBC Mar 2010 D	2009/11/06	2009/11/09
68130	Goldman Sachs SP (Asia) - HSI R Bear CBBC Mar 2010 F	2009/11/06	2009/11/09
68172	Goldman Sachs SP (Asia) - HSI R Bull CBBC Mar 2010 K	2009/11/06	2009/11/09
66472	KBC Fin Products Int'l Ltd. - A50 China R Bear CBBC Jan 10 H	2009/11/06	2009/11/09
68068	KBC Fin Products Int'l Ltd. - HSI R Bear CBBC Mar 2010 F	2009/11/06	2009/11/09
68054	SGA Societe Generale Acceptance N.V. -HSI R Bear CBBC Mar10L	2009/11/06	2009/11/09
68138	SGA Societe Generale Acceptance N.V. -HSI R Bear CBBC Mar10Q	2009/11/06	2009/11/09
68137	SGA Societe Generale Acceptance N.V. -HSI R Bear CBBC Mar10R	2009/11/06	2009/11/09
68136	SGA Societe Generale Acceptance N.V. -HSI R Bear CBBC Mar10S	2009/11/06	2009/11/09
68140	SGA Societe Generale Acceptance N.V. -HSI R Bear CBBC Mar10T	2009/11/06	2009/11/09

## List of expired CBBC, 2009 (continued)

Code	CBBC	Last trading date	Delisted date
68139	SGA Societe Generale Acceptance N.V. -HSI R Bear CBBC Mar10U	2009/11/06	2009/11/09
68141	SGA Societe Generale Acceptance N.V. -HSI R Bear CBBC Mar10Z	2009/11/06	2009/11/09
68165	SGA Societe Generale Acceptance N.V. -HSI R Bull CBBC Apr10Y	2009/11/06	2009/11/09
66450	SGA Societe Generale Acceptance N.V.-CCoal R Bear CBBC Jan10G	2009/11/06	2009/11/09
65946	UBS AG - China Coal R Bear CBBC Jan 2010 B	2009/11/06	2009/11/09
68111	UBS AG - HKEx R Bear CBBC Feb 2010 N	2009/11/06	2009/11/09
68152	UBS AG - HSI R Bear CBBC Apr 2010 B	2009/11/06	2009/11/09
68153	UBS AG - HSI R Bear CBBC Apr 2010 F	2009/11/06	2009/11/09
68154	UBS AG - HSI R Bear CBBC Apr 2010 Y	2009/11/06	2009/11/09
68117	UBS AG - HSI R Bear CBBC Jun 2010 J	2009/11/06	2009/11/09
68062	UBS AG - HSI R Bear CBBC Mar 2010 A	2009/11/06	2009/11/09
68103	UBS AG - HSI R Bear CBBC Mar 2010 V	2009/11/06	2009/11/09
68155	UBS AG - HSI R Bear CBBC May 2010 Q	2009/11/06	2009/11/09
68168	UBS AG - HSI R Bull CBBC Apr 2010 I	2009/11/06	2009/11/09
68072	ABN AMRO Bank N.V. - HSI R Bear CBBC Feb 2010 M	2009/11/09	2009/11/10
68074	BNP Paribas Arbit Issu B.V. - HSI R Bear CBBC May 2010 C	2009/11/09	2009/11/10
68075	BNP Paribas Arbit Issu B.V. - HSI R Bear CBBC May 2010 D	2009/11/09	2009/11/10
68149	BOCI Asia Ltd. - HSI R Bear CBBC Feb 2010 C	2009/11/09	2009/11/10
68146	CC Rabobank B.A. - HSI R Bear CBBC Apr 2010 G	2009/11/09	2009/11/10
68100	Credit Suisse - HSBC R Bear CBBC Mar 2010 B	2009/11/09	2009/11/10
68121	Credit Suisse - HSI R Bear CBBC Apr 2010 K	2009/11/09	2009/11/10
68200	Credit Suisse - HSI R Bear CBBC Apr 2010 N	2009/11/09	2009/11/10
68064	Credit Suisse - HSI R Bear CBBC Mar 2010 F	2009/11/09	2009/11/10
68192	Credit Suisse - HSI R Bear CBBC Mar 2010 H	2009/11/09	2009/11/10
67959	Deutsche Bank AG - HSI R Bear CBBC Feb 2010 O	2009/11/09	2009/11/10
68027	Deutsche Bank AG - HSI R Bear CBBC Mar 2010 H	2009/11/09	2009/11/10
68198	Deutsche Bank AG - HSI R Bear CBBC Mar 2010 O	2009/11/09	2009/11/10
67478	Deutsche Bank AG - ICBC R Bear CBBC Apr 2010 A	2009/11/09	2009/11/10
68134	Goldman Sachs SP (Asia) - HSI R Bear CBBC Apr 2010 V	2009/11/09	2009/11/10
68132	Goldman Sachs SP (Asia) - HSI R Bear CBBC Mar 2010 E	2009/11/09	2009/11/10
66268	HK Bank - China Shenhua R Bear CBBC Mar 2010 B	2009/11/09	2009/11/10
68191	KBC Fin Products Int'l Ltd. - HSI R Bear CBBC Apr 2010 F	2009/11/09	2009/11/10
68067	KBC Fin Products Int'l Ltd. - HSI R Bear CBBC Feb 2010 S	2009/11/09	2009/11/10
68190	KBC Fin Products Int'l Ltd. - HSI R Bear CBBC Feb 2010 T	2009/11/09	2009/11/10
67960	KBC Fin Products Int'l Ltd. - HSI R Bear CBBC Mar 2010 C	2009/11/09	2009/11/10
68056	SGA Societe Generale Acceptance N.V. -HSI R Bear CBBC Mar10A	2009/11/09	2009/11/10
68055	SGA Societe Generale Acceptance N.V. -HSI R Bear CBBC Mar10C	2009/11/09	2009/11/10
68035	SGA Societe Generale Acceptance N.V. -HSI R Bear CBBC Mar10P	2009/11/09	2009/11/10
68188	UBS AG - A50 China R Bear CBBC Feb 2010 Z	2009/11/09	2009/11/10
67073	UBS AG - BOC HK R Bear CBBC Feb 2010 B	2009/11/09	2009/11/10
68004	UBS AG - China Life R Bear CBBC Feb 2010 W	2009/11/09	2009/11/10
68189	UBS AG - China Life R Bear CBBC Feb 2010 Y	2009/11/09	2009/11/10
66067	UBS AG - China Shenhua R Bear CBBC Jan 2010 E	2009/11/09	2009/11/10
68026	UBS AG - HSBC R Bear CBBC Feb 2010 W	2009/11/09	2009/11/10
68105	UBS AG - HSI R Bear CBBC Apr 2010 M	2009/11/09	2009/11/10
68019	UBS AG - HSI R Bear CBBC Apr 2010 U	2009/11/09	2009/11/10
68058	UBS AG - HSI R Bear CBBC Feb 2010 R	2009/11/09	2009/11/10
68104	UBS AG - HSI R Bear CBBC Mar 2010 O	2009/11/09	2009/11/10
68073	ABN AMRO Bank N.V. - HSI R Bear CBBC Feb 2010 H	2009/11/10	2009/11/11
68021	BNP Paribas Arbit Issu B.V. - HSI R Bear CBBC Apr 2010 N	2009/11/10	2009/11/11
68205	BNP Paribas Arbit Issu B.V. - HSI R Bear CBBC May 2010 E	2009/11/10	2009/11/11
66485	CC Rabobank B.A. - A50 China R Bear CBBC Mar 2010 E	2009/11/10	2009/11/11
68147	CC Rabobank B.A. - HSI R Bear CBBC May 2010 L	2009/11/10	2009/11/11
68148	CC Rabobank B.A. - HSI R Bear CBBC May 2010 M	2009/11/10	2009/11/11
66319	Credit Suisse - A50 China R Bear CBBC Jan 2010 L	2009/11/10	2009/11/11
66306	Credit Suisse - China Life R Bear CBBC Jan 2010 F	2009/11/10	2009/11/11
68099	Credit Suisse - HKEx R Bear CBBC May 2010 A	2009/11/10	2009/11/11
67880	Credit Suisse - HSI R Bear CBBC Mar 2010 S	2009/11/10	2009/11/11
67978	Credit Suisse - HSI R Bear CBBC Mar 2010 W	2009/11/10	2009/11/11
68210	Credit Suisse - HSI R Bear CBBC Mar 2010 X	2009/11/10	2009/11/11
68034	Credit Suisse - HSI R Bear CBBC Mar 2010 Z	2009/11/10	2009/11/11
68123	Deutsche Bank AG - China Life R Bear CBBC Mar 2010 I	2009/11/10	2009/11/11
68070	Deutsche Bank AG - CNOOC R Bear CBBC Apr 2010 F	2009/11/10	2009/11/11
67917	Deutsche Bank AG - HSI R Bear CBBC Feb 2010 G	2009/11/10	2009/11/11
68199	Deutsche Bank AG - HSI R Bear CBBC Mar 2010 J	2009/11/10	2009/11/11
67979	Deutsche Bank AG - HSI R Bear CBBC Mar 2010 N	2009/11/10	2009/11/11
67922	Goldman Sachs SP (Asia) - HSI R Bear CBBC May 2010 W	2009/11/10	2009/11/11
68076	HK Bank - HSI R Bear CBBC May 2010 I	2009/11/10	2009/11/11
65645	KBC Fin Products Int'l Ltd. - Ch Life R Bear CBBC Mar 2010 A	2009/11/10	2009/11/11
68211	KBC Fin Products Int'l Ltd. - Ch Mobile R Bear CBBC Mar10A	2009/11/10	2009/11/11
66795	KBC Fin Products Int'l Ltd. - HSCEI R Bear CBBC Feb 2010 D	2009/11/10	2009/11/11
67893	KBC Fin Products Int'l Ltd. - HSI R Bear CBBC Feb10A	2009/11/10	2009/11/11
67965	SGA Societe Generale Acceptance N.V. -HSI R Bear CBBC Mar10B	2009/11/10	2009/11/11
67966	SGA Societe Generale Acceptance N.V. -HSI R Bear CBBC Mar10N	2009/11/10	2009/11/11
68036	SGA Societe Generale Acceptance N.V. -HSI R Bear CBBC Mar10O	2009/11/10	2009/11/11
68142	SGA Societe Generale Acceptance N.V. -HSI R Bear CBBC May10D	2009/11/10	2009/11/11
65068	SGA Societe Generale Acceptance N.V.-ICBC R Bear CBBC Jan10D	2009/11/10	2009/11/11
65134	SGA Societe Generale Acceptance NV -HSCEI R Bear CBBC Dec09E	2009/11/10	2009/11/11
65947	UBS AG - China Coal R Bear CBBC Jan 2010 C	2009/11/10	2009/11/11
64769	UBS AG - China Life R Bear CBBC Jan 2010 C	2009/11/10	2009/11/11
64538	UBS AG - HSCEI R Bear CBBC Dec 2009 D	2009/11/10	2009/11/11
68203	UBS AG - HSCEI R Bear CBBC Feb 2010 O	2009/11/10	2009/11/11
67916	UBS AG - HSI R Bear CBBC Jan 2010 A	2009/11/10	2009/11/11
67892	UBS AG - HSI R Bear CBBC Jan 2010 Z	2009/11/10	2009/11/11
68118	UBS AG - HSI R Bear CBBC Jun 2010 K	2009/11/10	2009/11/11
67946	UBS AG - HSI R Bear CBBC Mar 2010 P	2009/11/10	2009/11/11
68106	UBS AG - HSI R Bear CBBC May 2010 U	2009/11/10	2009/11/11



## List of expired CBBC, 2009 (continued)

Code	CBBC	Last trading date	Delisted date
68127	ABN AMRO Bank N.V. - TCH R Bear CBBC Feb 2010 A	2009/11/11	2009/11/12
68022	BNP Paribas Arbit Issu B.V. - HSI R Bear CBBC Apr 2010 O	2009/11/11	2009/11/12
66013	Credit Suisse - HSBC R Bear CBBC Jan 2010 F	2009/11/11	2009/11/12
68201	Credit Suisse - HSI R Bear CBBC Apr 2010 O	2009/11/11	2009/11/12
68218	Deutsche Bank AG - HSI R Bear CBBC May 2010 J	2009/11/11	2009/11/12
68028	Goldman Sachs SP (Asia) - HSI R Bear CBBC Apr 2010 M	2009/11/11	2009/11/12
63143	HK Bank - A50 R Bull CBBC Nov 2009 A	2009/11/11	2009/11/13
63144	HK Bank - A50 R Bull CBBC Nov 2009 B	2009/11/11	2009/11/13
68216	HK Bank - HSI R Bear CBBC Jul 2010 F	2009/11/11	2009/11/12
68066	KBC Fin Products Int'l Ltd. - HSBC R Bear CBBC Apr 2010 B	2009/11/11	2009/11/12
68029	KBC Fin Products Int'l Ltd. - HSI R Bear CBBC Mar 2010 D	2009/11/11	2009/11/12
67967	SGA Societe Generale Acceptance N.V. -HSI R Bear CBBC Mar10Y	2009/11/11	2009/11/12
68143	SGA Societe Generale Acceptance N.V. -HSI R Bear CBBC May10Y	2009/11/11	2009/11/12
67699	SGA Societe Generale Acceptance N.V. -HSBC R Bear CBBC Apr10B	2009/11/11	2009/11/12
67256	SGA Societe Generale Acceptance NV-BOC HK R Bear CBBC Dec09E	2009/11/11	2009/11/12
68059	UBS AG - China Mobile R Bear CBBC Feb 2010 B	2009/11/11	2009/11/12
65564	UBS AG - HSBC R Bear CBBC Apr 2010 A	2009/11/11	2009/11/12
68018	UBS AG - HSI R Bear CBBC Apr 2010 D	2009/11/11	2009/11/12
68204	UBS AG - TCH R Bear CBBC Feb 2010 D	2009/11/11	2009/11/12
65680	ABN AMRO Bank N.V. - DJIA R Bear CBBC Dec 2009 C	2009/11/12	2009/11/13
65780	ABN AMRO Bank N.V. - HSI R Bear CBBC Dec 2009 H	2009/11/12	2009/11/13
67273	CC Rabobank B.A. - HSI R Bear CBBC Apr 2010 Y	2009/11/12	2009/11/13
67770	Credit Suisse - HSI R Bear CBBC Mar 2010 K	2009/11/12	2009/11/13
64689	Deutsche Bank AG - HSI R Bear CBBC Apr 2010 C	2009/11/12	2009/11/13
65485	Deutsche Bank AG - HSI R Bear CBBC Apr 2010 L	2009/11/12	2009/11/13
68230	Deutsche Bank AG - HSI R Bear CBBC Mar 2010 V	2009/11/12	2009/11/13
65967	SGA Societe Generale Acceptance N.V. -HSI R Bear CBBC Apr10A	2009/11/12	2009/11/13
68109	UBS AG - CCHC R Bear CBBC Mar 2010 J	2009/11/12	2009/11/13
67823	UBS AG - HSI R Bear CBBC Apr 2010 C	2009/11/12	2009/11/13
67684	UBS AG - HSI R Bear CBBC Apr 2010 X	2009/11/12	2009/11/13
68234	UBS AG - HSI R Bear CBBC Feb 2010 A	2009/11/12	2009/11/13
65997	UBS AG - HSI R Bear CBBC Nov 2009 O	2009/11/12	2009/11/13
62560	BNP Paribas Arbit Issu B.V. - A50 Ch R Bull CBBC Nov 2009 C	2009/11/13	2009/11/17
68236	Credit Suisse - HSI R Bear CBBC Apr 2010 Q	2009/11/13	2009/11/16
68248	Credit Suisse - HSI R Bear CBBC Apr 2010 S	2009/11/13	2009/11/16
64564	Deutsche Bank AG - A50 China R Bull CBBC Nov 2009 B	2009/11/13	2009/11/17
64150	Deutsche Bank AG - CNOOC R Bear CBBC Nov 2009 B	2009/11/13	2009/11/17
68245	Deutsche Bank AG - HSI R Bear CBBC Apr 2010 J	2009/11/13	2009/11/16
68235	Deutsche Bank AG - HSI R Bear CBBC Apr 2010 O	2009/11/13	2009/11/16
63927	KBC Fin Products Int'l Ltd. - A50 China R Bull CBBC Nov 09 B	2009/11/13	2009/11/17
68243	SGA Societe Generale Acceptance N.V. -HSI R Bear CBBC Mar10G	2009/11/13	2009/11/16
66089	SGA Societe Generale Acceptance N.V. -HSBC R Bear CBBC Jan10K	2009/11/13	2009/11/16
68207	UBS AG - A50 China R Bull CBBC Feb 2010 D	2009/11/13	2009/11/16
61954	UBS AG - Cheung Kong R Bull CBBC Nov 2009 A	2009/11/13	2009/11/17
62830	UBS AG - Cheung Kong R Bull CBBC Nov 2009 F	2009/11/13	2009/11/17
62914	UBS AG - Cheung Kong R Bull CBBC Nov 2009 G	2009/11/13	2009/11/17
62297	UBS AG - China Coal R Bull CBBC Nov 2009 C	2009/11/13	2009/11/17
62264	UBS AG - China Life R Bull CBBC Nov 2009 A	2009/11/13	2009/11/17
62265	UBS AG - China Life R Bull CBBC Nov 2009 B	2009/11/13	2009/11/17
62266	UBS AG - China Life R Bull CBBC Nov 2009 C	2009/11/13	2009/11/17
62527	UBS AG - China Life R Bull CBBC Nov 2009 F	2009/11/13	2009/11/17
63045	UBS AG - China Life R Bull CBBC Nov 2009 H	2009/11/13	2009/11/17
62831	UBS AG - China Mobile R Bull CBBC Nov 2009 B	2009/11/13	2009/11/17
68240	UBS AG - HKEx R Bear CBBC Feb 2010 O	2009/11/13	2009/11/16
68247	UBS AG - HKEx R Bull CBBC Feb 2010 R	2009/11/13	2009/11/16
68238	UBS AG - HSI R Bear CBBC Apr 2010 Y	2009/11/13	2009/11/16
68237	UBS AG - HSI R Bear CBBC Mar 2010 H	2009/11/13	2009/11/16
68239	UBS AG - HSI R Bear CBBC May 2010 W	2009/11/13	2009/11/16
66337	ABN AMRO Bank N.V. - A50 China R Bear CBBC Jan 2010 Y	2009/11/16	2009/11/17
66081	ABN AMRO Bank N.V. - HSBC R Bear CBBC Jan 2010 B	2009/11/16	2009/11/17
65839	ABN AMRO Bank N.V. - HSCEI R Bear CBBC Dec 2009 K	2009/11/16	2009/11/17
65731	BNP Paribas Arbit Issu B.V. - HSI R Bear CBBC Mar 2010 M	2009/11/16	2009/11/17
67274	CC Rabobank B.A. - HSI R Bear CBBC Apr 2010 Z	2009/11/16	2009/11/17
66045	CC Rabobank B.A. - HSI R Bear CBBC Feb 2010 T	2009/11/16	2009/11/17
68271	CC Rabobank B.A. - HSI R Bear CBBC May 2010 R	2009/11/16	2009/11/17
65934	Credit Suisse - HSI R Bear CBBC Dec 2009 M	2009/11/16	2009/11/17
67009	Credit Suisse - HSI R Bear CBBC Feb 2010 E	2009/11/16	2009/11/17
67800	Credit Suisse - HSI R Bear CBBC Mar 2010 M	2009/11/16	2009/11/17
68273	Credit Suisse AG - HSI R Bear CBBC Apr 2010 T	2009/11/16	2009/11/17
66719	Deutsche Bank AG - CC Bank R Bear CBBC Mar 2010 A	2009/11/16	2009/11/17
66922	Deutsche Bank AG - HSI R Bear CBBC Jan 2010 I	2009/11/16	2009/11/17
68268	Deutsche Bank AG - HSI R Bear CBBC Mar 2010 R	2009/11/16	2009/11/17
65842	Deutsche Bank AG - HSI R Bear CBBC Mar 2010 T	2009/11/16	2009/11/17
67308	Deutsche Bank AG - HSI R Bear CBBC Mar 2010 X	2009/11/16	2009/11/17
65814	Goldman Sachs SP (Asia) - HSI R Bear CBBC Apr 2010 A	2009/11/16	2009/11/17
65673	HK Bank - HSI R Bear CBBC May 2010 A	2009/11/16	2009/11/17
67130	KBC Fin Products Int'l Ltd. - HSI R Bear CBBC Feb 2010 I	2009/11/16	2009/11/17
68272	KBC Fin Products Int'l Ltd. - HSI R Bear CBBC Mar 2010 M	2009/11/16	2009/11/17
66157	Merrill Lynch Int'l & Co. C.V. - HSI R Bear CBBC Feb 2010 Q	2009/11/16	2009/11/17
65063	SGA Societe Generale Acceptance N.V. -CCB R Bear CBBC Jan10E	2009/11/16	2009/11/17
65968	SGA Societe Generale Acceptance N.V. -HSI R Bear CBBC Apr10B	2009/11/16	2009/11/17
65969	SGA Societe Generale Acceptance N.V. -HSI R Bear CBBC Apr10C	2009/11/16	2009/11/17
68260	SGA Societe Generale Acceptance N.V.-CCHC R Bear CBBC Mar10B	2009/11/16	2009/11/17
68263	SGA Societe Generale Acceptance N.V.-TCH R Bear CBBC Mar10E	2009/11/16	2009/11/17
65865	SGA Societe Generale Acceptance N.V.-CCoal R Bear CBBC Jan10F	2009/11/16	2009/11/17
66168	SGA Societe Generale Acceptance NV-JiangC R Bear CBBC Jan10F	2009/11/16	2009/11/17
66219	UBS AG - A50 China R Bear CBBC Jan 2010 O	2009/11/16	2009/11/17

## List of expired CBBC, 2009 (continued)

Code	CBBC	Last trading date	Delisted date
68232	UBS AG - Angang Steel R Bear CBBC Feb 2010 D	2009/11/16	2009/11/17
64785	UBS AG - BOCL R Bear CBBC Dec 2009 E	2009/11/16	2009/11/17
64955	UBS AG - CC Bank R Bear CBBC Jan 2010 E	2009/11/16	2009/11/17
68270	UBS AG - China Life R Bear CBBC Feb 2010 D	2009/11/16	2009/11/17
68287	UBS AG - HSBC R Bear CBBC Feb 2010 X	2009/11/16	2009/11/17
64552	UBS AG - HSI R Bear CBBC Apr 2010 N	2009/11/16	2009/11/17
66073	UBS AG - HSI R Bear CBBC Feb 2010 H	2009/11/16	2009/11/17
68269	UBS AG - HSI R Bear CBBC Feb 2010 U	2009/11/16	2009/11/17
67689	UBS AG - HSI R Bear CBBC Mar 2010 I	2009/11/16	2009/11/17
65991	UBS AG - HSI R Bear CBBC Mar 2010 S	2009/11/16	2009/11/17
65736	UBS AG - HSI R Bear CBBC May 2010 G	2009/11/16	2009/11/17
67687	UBS AG - HSI R Bear CBBC May 2010 Y	2009/11/16	2009/11/17
65998	UBS AG - HSI R Bear CBBC Nov 2009 Q	2009/11/16	2009/11/17
65999	UBS AG - HSI R Bear CBBC Nov 2009 R	2009/11/16	2009/11/17
64956	UBS AG - ICBC R Bear CBBC Jan 2010 G	2009/11/16	2009/11/17
65810	UBS AG - Jiangxi Copper R Bear CBBC Mar 2010 E	2009/11/16	2009/11/17
65980	ABN AMRO Bank N.V. - HSI R Bear CBBC Jan 2010 O	2009/11/17	2009/11/18
65852	BNP Paribas Arbit Issu B.V. - HSI R Bear CBBC Mar 2010 N	2009/11/17	2009/11/18
65787	CC Rabobank B.A. - HSI R Bear CBBC Mar 2010 V	2009/11/17	2009/11/18
66229	Credit Suisse - HSBC R Bear CBBC Jan 2010 I	2009/11/17	2009/11/18
65935	Credit Suisse - HSI R Bear CBBC Dec 2009 N	2009/11/17	2009/11/18
68309	Credit Suisse AG - HSI R Bear CBBC Apr 2010 W	2009/11/17	2009/11/18
68314	Deutsche Bank AG - HSI R Bear CBBC Apr 2010 D	2009/11/17	2009/11/18
68308	Deutsche Bank AG - HSI R Bear CBBC Mar 2010 H	2009/11/17	2009/11/18
65532	Deutsche Bank AG - HSI R Bear CBBC May 2010 A	2009/11/17	2009/11/18
65815	Goldman Sachs SP (Asia) - HSI R Bear CBBC Apr 2010 B	2009/11/17	2009/11/18
63598	HK Bank - China Life R Bull CBBC Nov 2009 A	2009/11/17	2009/11/19
64020	HK Bank - China Life R Bull CBBC Nov 2009 B	2009/11/17	2009/11/19
63600	HK Bank - China Mobile R Bull CBBC Nov 2009 A	2009/11/17	2009/11/19
63601	HK Bank - Sinopec Corp R Bull CBBC Nov 2009 A	2009/11/17	2009/11/19
64413	KBC Fin Products Int'l Ltd. - HKEx R Bull CBBC Nov 2009 G	2009/11/17	2009/11/19
65014	KBC Fin Products Int'l Ltd. - HKEx R Bull CBBC Nov 2009 K	2009/11/17	2009/11/19
65984	KBC Fin Products Int'l Ltd. - HSBC R Bear CBBC Mar 2010 A	2009/11/17	2009/11/18
66280	KBC Fin Products Int'l Ltd. - HSI R Bear CBBC Feb 2010 R	2009/11/17	2009/11/18
68329	KBC Fin Products Int'l Ltd. - HSI R Bear CBBC Mar 2010 H	2009/11/17	2009/11/18
66281	KBC Fin Products Int'l Ltd. - HSI R Bear CBBC Mar 2010 N	2009/11/17	2009/11/18
66158	Merrill Lynch Int'l & Co. C.V. - HSI R Bear CBBC Feb 2010 R	2009/11/17	2009/11/18
66455	SGA Societe Generale Acceptance N.V. -A50 R Bear CBBC Jan10X	2009/11/17	2009/11/18
65970	SGA Societe Generale Acceptance N.V. -HSI R Bear CBBC Apr10D	2009/11/17	2009/11/18
63267	SGA Societe Generale Acceptance N.V.-ICBC R Bull CBBC Nov09A	2009/11/17	2009/11/19
63264	SGA Societe Generale Acceptance N.V.-CCCCL R Bull CBBC Nov09A	2009/11/17	2009/11/19
65907	SGA Societe Generale Acceptance N.V.-CShen R Bear CBBC Jan10E	2009/11/17	2009/11/18
65873	SGA Societe Generale Acceptance NV-JiangC R Bear CBBC Jan10D	2009/11/17	2009/11/18
68108	UBS AG - CNOOC R Bear CBBC Feb 2010 O	2009/11/17	2009/11/18
68306	UBS AG - HSI R Bear CBBC Feb 2010 X	2009/11/17	2009/11/18
67193	UBS AG - HSI R Bear CBBC Jan 2010 C	2009/11/17	2009/11/18
65438	UBS AG - HSI R Bear CBBC Mar 2010 N	2009/11/17	2009/11/18
68307	UBS AG - HSI R Bear CBBC Mar 2010 X	2009/11/17	2009/11/18
66288	UBS AG - HSI R Bear CBBC May 2010 O	2009/11/17	2009/11/18
65811	UBS AG - Jiangxi Copper R Bear CBBC Mar 2010 F	2009/11/17	2009/11/18
68114	UBS AG - Ping An R Bear CBBC Feb 2010 K	2009/11/17	2009/11/18
64567	ABN AMRO Bank N.V. - CC Bank R Bull CBBC Nov 2009 A	2009/11/18	2009/11/20
64572	ABN AMRO Bank N.V. - China Mobile R Bear CBBC Nov 2009 B	2009/11/18	2009/11/20
68371	ABN AMRO Bank N.V. - Jiangxi Copper R Bear CBBC Feb 2010 C	2009/11/18	2009/11/19
68351	BOCI Asia Ltd. - HSI R Bear CBBC Feb 2010 E	2009/11/18	2009/11/19
68197	Credit Suisse - China Mobile R Bear CBBC Mar 2010 B	2009/11/18	2009/11/19
68348	Credit Suisse AG - HSI R Bear CBBC Apr 2010 Z	2009/11/18	2009/11/19
68388	Deutsche Bank AG - China Mobile R Bull CBBC Apr 2010 C	2009/11/18	2009/11/19
68342	Deutsche Bank AG - HSI R Bear CBBC May 2010 L	2009/11/18	2009/11/19
67055	KBC Fin Products Int'l Ltd. - HSCEI R Bear CBBC Jan 2010 E	2009/11/18	2009/11/19
68361	KBC Fin Products Int'l Ltd. - HSI R Bear CBBC Mar 2010 I	2009/11/18	2009/11/19
68333	SGA Societe Generale Acceptance N.V. -HSI R Bear CBBC Mar10M	2009/11/18	2009/11/19
68335	SGA Societe Generale Acceptance N.V. -HSI R Bear CBBC Mar10U	2009/11/18	2009/11/19
68334	SGA Societe Generale Acceptance N.V. -HSI R Bear CBBC Mar10Z	2009/11/18	2009/11/19
68305	UBS AG - China Life R Bear CBBC Feb 2010 S	2009/11/18	2009/11/19
68375	UBS AG - China Life R Bull CBBC Feb 2010 L	2009/11/18	2009/11/19
68363	UBS AG - China Mobile R Bear CBBC Feb 2010 A	2009/11/18	2009/11/19
67962	UBS AG - China Mobile R Bear CBBC Feb 2010 Y	2009/11/18	2009/11/19
68376	UBS AG - China Mobile R Bull CBBC Feb 2010 Q	2009/11/18	2009/11/19
68364	UBS AG - HSBC R Bear CBBC Feb 2010 Z	2009/11/18	2009/11/19
65919	UBS AG - HSCEI R Bear CBBC Feb 2010 M	2009/11/18	2009/11/19
68345	UBS AG - HSI R Bear CBBC Jun 2010 N	2009/11/18	2009/11/19
68343	UBS AG - HSI R Bear CBBC Mar 2010 V	2009/11/18	2009/11/19
68344	UBS AG - HSI R Bear CBBC May 2010 U	2009/11/18	2009/11/19
68411	Credit Suisse AG - HSI R Bear CBBC Mar 2010 Y	2009/11/19	2009/11/20
68373	Credit Suisse AG - HSI R Bull CBBC Apr 2010 K	2009/11/19	2009/11/20
68403	Deutsche Bank AG - HSI R Bear CBBC Feb 2010 Q	2009/11/19	2009/11/20
68390	Deutsche Bank AG - HSI R Bull CBBC May 2010 O	2009/11/19	2009/11/20
68422	Goldman Sachs SP (Asia) - HSI R Bear CBBC Mar 2010 B	2009/11/19	2009/11/20
68393	KBC Fin Products Int'l Ltd. - HSI R Bull CBBC Feb 2010 N	2009/11/19	2009/11/20
68410	UBS AG - HSI R Bear CBBC Apr 2010 B	2009/11/19	2009/11/20
68381	UBS AG - HSI R Bull CBBC Mar 2010 P	2009/11/19	2009/11/20
68185	UBS AG - R&F R Bull CBBC Feb 2010 F	2009/11/19	2009/11/20
68387	BNP Paribas Arbit Issu B.V. - HSI R Bull CBBC Apr 2010 W	2009/11/20	2009/11/23
68396	CC Rabobank B.A. - HSI R Bull CBBC Jun 2010 D	2009/11/20	2009/11/23
68409	Credit Suisse AG - HSI R Bull CBBC Apr 2010 O	2009/11/20	2009/11/23
68430	Credit Suisse AG - HSI R Bull CBBC Apr 2010 S	2009/11/20	2009/11/23



## List of expired CBBC, 2009 (continued)

Code	CBBC	Last trading date	Delisted date
64699	Deutsche Bank AG - CNOOC R Bear CBBC Nov 2009 D	2009/11/20	2009/11/24
64700	Deutsche Bank AG - HKEx R Bear CBBC Nov 2009 E	2009/11/20	2009/11/24
64411	Deutsche Bank AG - HKEx R Bull CBBC Nov 2009 D	2009/11/20	2009/11/24
68310	Deutsche Bank AG - HSI R Bull CBBC Apr 2010 G	2009/11/20	2009/11/23
68438	Deutsche Bank AG - HSI R Bull CBBC Feb 2010 I	2009/11/20	2009/11/23
68439	Goldman Sachs SP (Asia) - HSI R Bull CBBC Apr 2010 Y	2009/11/20	2009/11/23
68383	KBC Fin Products Int'l Ltd. - HSI R Bull CBBC Feb 2010 P	2009/11/20	2009/11/23
68357	SGA Societe Generale Acceptance N.V. -HSI R Bull CBBC Apr10Y	2009/11/20	2009/11/23
61959	UBS AG - A50 China R Bull CBBC Nov 2009 A	2009/11/20	2009/11/24
62421	UBS AG - A50 China R Bull CBBC Nov 2009 I	2009/11/20	2009/11/24
62782	UBS AG - A50 China R Bull CBBC Nov 2009 J	2009/11/20	2009/11/24
63047	UBS AG - A50 China R Bull CBBC Nov 2009 L	2009/11/20	2009/11/24
62706	UBS AG - CCCCL R Bull CBBC Nov 2009 A	2009/11/20	2009/11/24
62419	UBS AG - CM Bank R Bull CBBC Nov 2009 A	2009/11/20	2009/11/24
62592	UBS AG - CM Bank R Bull CBBC Nov 2009 B	2009/11/20	2009/11/24
62960	UBS AG - CM Bank R Bull CBBC Nov 2009 C	2009/11/20	2009/11/24
63155	UBS AG - CNOOC R Bull CBBC Nov 2009 A	2009/11/20	2009/11/24
68431	UBS AG - HKEx R Bear CBBC Feb 2010 L	2009/11/20	2009/11/23
63106	UBS AG - HKEx R Bull CBBC Nov 2009 A	2009/11/20	2009/11/24
63687	UBS AG - HKEx R Bull CBBC Nov 2009 I	2009/11/20	2009/11/24
68406	UBS AG - HSI R Bull CBBC Apr 2010 F	2009/11/20	2009/11/23
68378	UBS AG - HSI R Bull CBBC Feb 2010 R	2009/11/20	2009/11/23
68407	UBS AG - HSI R Bull CBBC Jun 2010 P	2009/11/20	2009/11/23
62712	UBS AG - ICBC R Bull CBBC Nov 2009 A	2009/11/20	2009/11/24
62966	UBS AG - ICBC R Bull CBBC Nov 2009 B	2009/11/20	2009/11/24
62967	UBS AG - ICBC R Bull CBBC Nov 2009 C	2009/11/20	2009/11/24
63157	UBS AG - Petrochina R Bull CBBC Nov 2009 A	2009/11/20	2009/11/24
64598	UBS AG - Ping An R Bull CBBC Nov 2009 A	2009/11/20	2009/11/24
63056	UBS AG - Sinopec Corp R Bull CBBC Nov 2009 A	2009/11/20	2009/11/24
63083	UBS AG - Sinopec Corp R Bull CBBC Nov 2009 B	2009/11/20	2009/11/24
68426	UBS AG - TCH R Bull CBBC Mar 2010 D	2009/11/20	2009/11/23
68482	ABN AMRO Bank N.V. - HSI R Bull CBBC Feb 2010 M	2009/11/23	2009/11/24
68455	Credit Suisse AG - HSBC R Bull CBBC Apr 2010 Q	2009/11/23	2009/11/24
68434	Credit Suisse AG - HSI R Bear CBBC Apr 2010 C	2009/11/23	2009/11/24
68449	Credit Suisse AG - HSI R Bear CBBC Mar 2010 A	2009/11/23	2009/11/24
68477	Credit Suisse AG - HSI R Bull CBBC Mar 2010 R	2009/11/23	2009/11/24
68429	Deutsche Bank AG - HSI R Bear CBBC Apr 2010 F	2009/11/23	2009/11/24
68453	Deutsche Bank AG - HSI R Bull CBBC Apr 2010 Y	2009/11/23	2009/11/24
68488	Deutsche Bank AG - HSI R Bull CBBC Mar 2010 J	2009/11/23	2009/11/24
68484	Goldman Sachs SP (Asia) - HSI R Bull CBBC Apr 2010 Z	2009/11/23	2009/11/24
68483	Goldman Sachs SP (Asia) - HSI R Bull CBBC Mar 2010 C	2009/11/23	2009/11/24
68465	KBC Fin Products Int'l Ltd. - HSI R Bull CBBC Mar 2010 J	2009/11/23	2009/11/24
68424	SGA Societe Generale Acceptance N.V. -HSI R Bear CBBC Mar10S	2009/11/23	2009/11/24
68423	SGA Societe Generale Acceptance N.V. -HSI R Bear CBBC Mar10T	2009/11/23	2009/11/24
68441	SGA Societe Generale Acceptance N.V. -HSI R Bull CBBC Apr10A	2009/11/23	2009/11/24
68451	SGA Societe Generale Acceptance N.V. -HSI R Bull CBBC Apr10B	2009/11/23	2009/11/24
68452	SGA Societe Generale Acceptance N.V. -HSI R Bull CBBC Apr10C	2009/11/23	2009/11/24
68450	SGA Societe Generale Acceptance N.V. -HSI R Bull CBBC Mar10R	2009/11/23	2009/11/24
68445	UBS AG - A50 China R Bear CBBC Mar 2010 D	2009/11/23	2009/11/24
68427	UBS AG - HSI R Bear CBBC Feb 2010 A	2009/11/23	2009/11/24
67201	UBS AG - HSI R Bear CBBC May 2010 X	2009/11/23	2009/11/24
68475	UBS AG - HSI R Bull CBBC Apr 2010 D	2009/11/23	2009/11/24
66429	UBS AG - HSI R Bull CBBC Apr 2010 J	2009/11/23	2009/11/24
67518	UBS AG - HSI R Bull CBBC Apr 2010 K	2009/11/23	2009/11/24
65474	UBS AG - HSI R Bull CBBC Apr 2010 P	2009/11/23	2009/11/24
65632	UBS AG - HSI R Bull CBBC Apr 2010 S	2009/11/23	2009/11/24
65829	UBS AG - HSI R Bull CBBC Apr 2010 V	2009/11/23	2009/11/24
65427	UBS AG - HSI R Bull CBBC May 2010 A	2009/11/23	2009/11/24
66430	UBS AG - HSI R Bull CBBC May 2010 R	2009/11/23	2009/11/24
66667	UBS AG - HSI R Bull CBBC May 2010 T	2009/11/23	2009/11/24
68498	CC Rabobank B.A. - HSI R Bull CBBC Jun 2010 M	2009/11/24	2009/11/25
68529	Credit Suisse AG - HSI R Bull CBBC Mar 2010 Q	2009/11/24	2009/11/25
68486	Deutsche Bank AG - CNOOC R Bull CBBC Apr 2010 H	2009/11/24	2009/11/25
68523	Deutsche Bank AG - HSI R Bull CBBC Mar 2010 V	2009/11/24	2009/11/25
68296	KBC Fin Products Int'l Ltd. - A50 China R Bull CBBC Mar 10 B	2009/11/24	2009/11/25
68534	KBC Fin Products Int'l Ltd. - HSBC R Bull CBBC Apr 2010 F	2009/11/24	2009/11/25
68532	KBC Fin Products Int'l Ltd. - HSI R Bull CBBC Feb 2010 M	2009/11/24	2009/11/25
68500	Merrill Lynch Int'l & Co. C.V. - HSI R Bull CBBC Jun 2010 B	2009/11/24	2009/11/25
68501	Merrill Lynch Int'l & Co. C.V. - HSI R Bull CBBC Jun 2010 C	2009/11/24	2009/11/25
66085	SGA Societe Generale Acceptance N.V.-CLife R Bear CBBC Jan10P	2009/11/24	2009/11/25
68535	UBS AG - A50 China R Bull CBBC Mar 2010 E	2009/11/24	2009/11/25
68447	UBS AG - HSI R Bear CBBC Apr 2010 U	2009/11/24	2009/11/25
68522	UBS AG - HSI R Bull CBBC Mar 2010 S	2009/11/24	2009/11/25
68481	ABN AMRO Bank N.V. - Jiangxi Copper R Bull CBBC Feb 2010 D	2009/11/25	2009/11/26
66782	Credit Suisse - China Life R Bear CBBC Jan 2010 J	2009/11/25	2009/11/26
68559	Credit Suisse AG - HSI R Bull CBBC Mar 2010 O	2009/11/25	2009/11/26
68015	Deutsche Bank AG - China Life R Bear CBBC Apr 2010 E	2009/11/25	2009/11/26
65531	Deutsche Bank AG - China Life R Bear CBBC Jan 2010 D	2009/11/25	2009/11/26
65646	KBC Fin Products Int'l Ltd. - Ch Life R Bear CBBC Mar 2010 B	2009/11/25	2009/11/26
68543	SGA Societe Generale Acceptance N.V. -HSI R Bull CBBC Mar10L	2009/11/25	2009/11/26
68041	SGA Societe Generale Acceptance N.V.-CLife R Bear CBBC Mar10B	2009/11/25	2009/11/26
65728	SGA Societe Generale Acceptance NV-PingAn R Bear CBBC Jan10D	2009/11/25	2009/11/26
68428	UBS AG - A50 China R Bull CBBC Feb 2010 C	2009/11/25	2009/11/26
66519	UBS AG - China Life R Bear CBBC Feb 2010 J	2009/11/25	2009/11/26
65592	UBS AG - China Life R Bear CBBC Jan 2010 J	2009/11/25	2009/11/26
68555	UBS AG - China Life R Bear CBBC Mar 2010 D	2009/11/25	2009/11/26
68556	UBS AG - China Mobile R Bear CBBC Mar 2010 B	2009/11/25	2009/11/26

## List of expired CBBC, 2009 (continued)

Code	CBBC	Last trading date	Delisted date
68563	UBS AG - China Mobile R Bull CBBC Mar 2010 C	2009/11/25	2009/11/26
68558	UBS AG - HSI R Bull CBBC Jun 2010 S	2009/11/25	2009/11/26
68557	UBS AG - HSI R Bull CBBC Mar 2010 V	2009/11/25	2009/11/26
68562	UBS AG - ICBC R Bull CBBC Mar 2010 C	2009/11/25	2009/11/26
68360	ABN AMRO Bank N.V. - HSI R Bull CBBC Feb 2010 I	2009/11/26	2009/11/27
63678	ABN AMRO Bank N.V. - HSI R Bull CBBC Nov 2009 A	2009/11/26	2009/11/30
63679	ABN AMRO Bank N.V. - HSI R Bull CBBC Nov 2009 B	2009/11/26	2009/11/30
63766	ABN AMRO Bank N.V. - HSI R Bull CBBC Nov 2009 C	2009/11/26	2009/11/30
63767	ABN AMRO Bank N.V. - HSI R Bull CBBC Nov 2009 D	2009/11/26	2009/11/30
63768	ABN AMRO Bank N.V. - HSI R Bull CBBC Nov 2009 E	2009/11/26	2009/11/30
63844	ABN AMRO Bank N.V. - HSI R Bull CBBC Nov 2009 F	2009/11/26	2009/11/30
63845	ABN AMRO Bank N.V. - HSI R Bull CBBC Nov 2009 G	2009/11/26	2009/11/30
64268	ABN AMRO Bank N.V. - HSI R Bull CBBC Nov 2009 M	2009/11/26	2009/11/30
64062	ABN AMRO Bank N.V. - HSI R Bull CBBC Nov 2009 Q	2009/11/26	2009/11/30
64063	ABN AMRO Bank N.V. - HSI R Bull CBBC Nov 2009 R	2009/11/26	2009/11/30
64269	ABN AMRO Bank N.V. - HSI R Bull CBBC Nov 2009 Y	2009/11/26	2009/11/30
64421	ABN AMRO Bank N.V. - HSI R Bull CBBC Nov 2009 Z	2009/11/26	2009/11/30
68358	ABN AMRO Bank N.V. - R&F R Bull CBBC Feb 2010 A	2009/11/26	2009/11/27
31986	BNP Paribas Arbit Issu B.V. - HSBC R Bear CBBC Nov 2009 B	2009/11/26	2009/11/30
60557	BNP Paribas Arbit Issu B.V. - HSCEI R Bull CBBC Nov 2009 C	2009/11/26	2009/11/30
61779	BNP Paribas Arbit Issu B.V. - HSCEI R Bull CBBC Nov 2009 E	2009/11/26	2009/11/30
68386	BNP Paribas Arbit Issu B.V. - HSI R Bull CBBC Apr 2010 V	2009/11/26	2009/11/27
63843	BNP Paribas Arbit Issu B.V. - HSI R Bull CBBC Nov 2009 B	2009/11/26	2009/11/30
63647	BNP Paribas Arbit Issu B.V. - HSI R Bull CBBC Nov 2009 D	2009/11/26	2009/11/30
63669	BNP Paribas Arbit Issu B.V. - HSI R Bull CBBC Nov 2009 E	2009/11/26	2009/11/30
63670	BNP Paribas Arbit Issu B.V. - HSI R Bull CBBC Nov 2009 F	2009/11/26	2009/11/30
63671	BNP Paribas Arbit Issu B.V. - HSI R Bull CBBC Nov 2009 G	2009/11/26	2009/11/30
61917	BNP Paribas Arbit Issu B.V. - HSI R Bull CBBC Nov 2009 Q	2009/11/26	2009/11/30
62676	BNP Paribas Arbit Issu B.V. - HSI R Bull CBBC Nov 2009 S	2009/11/26	2009/11/30
62677	BNP Paribas Arbit Issu B.V. - HSI R Bull CBBC Nov 2009 T	2009/11/26	2009/11/30
62877	BNP Paribas Arbit Issu B.V. - HSI R Bull CBBC Nov 2009 U	2009/11/26	2009/11/30
62878	BNP Paribas Arbit Issu B.V. - HSI R Bull CBBC Nov 2009 V	2009/11/26	2009/11/30
62946	BNP Paribas Arbit Issu B.V. - HSI R Bull CBBC Nov 2009 X	2009/11/26	2009/11/30
63646	BNP Paribas Arbit Issu B.V. - HSI R Bull CBBC Nov 2009 Z	2009/11/26	2009/11/30
65617	BOCI Asia Ltd. - HSI R Bull CBBC Nov 2009 A	2009/11/26	2009/11/30
65618	BOCI Asia Ltd. - HSI R Bull CBBC Nov 2009 B	2009/11/26	2009/11/30
62792	CC Rabobank B.A. - A50 China R Bull CBBC Nov 2009 A	2009/11/26	2009/11/30
68395	CC Rabobank B.A. - HSI R Bull CBBC Jun 2010 C	2009/11/26	2009/11/27
68497	CC Rabobank B.A. - HSI R Bull CBBC Jun 2010 L	2009/11/26	2009/11/27
68290	Credit Suisse AG - HSI R Bull CBBC Apr 2010 V	2009/11/26	2009/11/27
68322	Credit Suisse AG - HSI R Bull CBBC Apr 2010 Y	2009/11/26	2009/11/27
68574	Credit Suisse AG - HSI R Bull CBBC Mar 2010 E	2009/11/26	2009/11/27
68580	Deutsche Bank AG - China Mobile R Bull CBBC Apr 2010 D	2009/11/26	2009/11/27
68584	Deutsche Bank AG - HSI R Bull CBBC Apr 2010 L	2009/11/26	2009/11/27
68292	Deutsche Bank AG - HSI R Bull CBBC Mar 2010 O	2009/11/26	2009/11/27
68350	Deutsche Bank AG - HSI R Bull CBBC May 2010 N	2009/11/26	2009/11/27
63554	Deutsche Bank AG - HSI R Bull CBBC Nov 2009 A	2009/11/26	2009/11/30
62599	Deutsche Bank AG - HSI R Bull CBBC Nov 2009 B	2009/11/26	2009/11/30
62616	Deutsche Bank AG - HSI R Bull CBBC Nov 2009 C	2009/11/26	2009/11/30
63556	Deutsche Bank AG - HSI R Bull CBBC Nov 2009 D	2009/11/26	2009/11/30
63559	Deutsche Bank AG - HSI R Bull CBBC Nov 2009 E	2009/11/26	2009/11/30
62600	Deutsche Bank AG - HSI R Bull CBBC Nov 2009 F	2009/11/26	2009/11/30
62615	Deutsche Bank AG - HSI R Bull CBBC Nov 2009 K	2009/11/26	2009/11/30
62344	Deutsche Bank AG - HSI R Bull CBBC Nov 2009 N	2009/11/26	2009/11/30
64204	Deutsche Bank AG - HSI R Bull CBBC Nov 2009 P	2009/11/26	2009/11/30
62367	Deutsche Bank AG - HSI R Bull CBBC Nov 2009 Q	2009/11/26	2009/11/30
62368	Deutsche Bank AG - HSI R Bull CBBC Nov 2009 R	2009/11/26	2009/11/30
62617	Deutsche Bank AG - HSI R Bull CBBC Nov 2009 T	2009/11/26	2009/11/30
62435	Deutsche Bank AG - HSI R Bull CBBC Nov 2009 V	2009/11/26	2009/11/30
62536	Deutsche Bank AG - HSI R Bull CBBC Nov 2009 W	2009/11/26	2009/11/30
62537	Deutsche Bank AG - HSI R Bull CBBC Nov 2009 X	2009/11/26	2009/11/30
62540	Deutsche Bank AG - HSI R Bull CBBC Nov 2009 Y	2009/11/26	2009/11/30
62598	Deutsche Bank AG - HSI R Bull CBBC Nov 2009 Z	2009/11/26	2009/11/30
68330	Goldman Sachs SP (Asia) - HSI R Bull CBBC Mar 2010 T	2009/11/26	2009/11/27
62481	Goldman Sachs SP (Asia) - HSI R Bull CBBC Nov 2009 A	2009/11/26	2009/11/30
62482	Goldman Sachs SP (Asia) - HSI R Bull CBBC Nov 2009 B	2009/11/26	2009/11/30
63649	Goldman Sachs SP (Asia) - HSI R Bull CBBC Nov 2009 J	2009/11/26	2009/11/30
63676	Goldman Sachs SP (Asia) - HSI R Bull CBBC Nov 2009 K	2009/11/26	2009/11/30
63677	Goldman Sachs SP (Asia) - HSI R Bull CBBC Nov 2009 L	2009/11/26	2009/11/30
63769	Goldman Sachs SP (Asia) - HSI R Bull CBBC Nov 2009 M	2009/11/26	2009/11/30
63770	Goldman Sachs SP (Asia) - HSI R Bull CBBC Nov 2009 N	2009/11/26	2009/11/30
63145	HK Bank - HSI R Bull CBBC Nov 2009 A	2009/11/26	2009/11/30
63146	HK Bank - HSI R Bull CBBC Nov 2009 B	2009/11/26	2009/11/30
63147	HK Bank - HSI R Bull CBBC Nov 2009 C	2009/11/26	2009/11/30
63923	KBC Fin Products Int'l Ltd. - HSBC R Bull CBBC Nov 2009 D	2009/11/26	2009/11/30
61220	KBC Fin Products Int'l Ltd. - HSI R Bear CBBC Nov 2009 A	2009/11/26	2009/11/30
61221	KBC Fin Products Int'l Ltd. - HSI R Bear CBBC Nov 2009 B	2009/11/26	2009/11/30
61235	KBC Fin Products Int'l Ltd. - HSI R Bear CBBC Nov 2009 C	2009/11/26	2009/11/30
68293	KBC Fin Products Int'l Ltd. - HSI R Bull CBBC Feb 2010 W	2009/11/26	2009/11/27
62118	KBC Fin Products Int'l Ltd. - HSI R Bull CBBC Nov 2009 D	2009/11/26	2009/11/30
62121	KBC Fin Products Int'l Ltd. - HSI R Bull CBBC Nov 2009 E	2009/11/26	2009/11/30
62122	KBC Fin Products Int'l Ltd. - HSI R Bull CBBC Nov 2009 F	2009/11/26	2009/11/30
62684	KBC Fin Products Int'l Ltd. - HSI R Bull CBBC Nov 2009 H	2009/11/26	2009/11/30
62685	KBC Fin Products Int'l Ltd. - HSI R Bull CBBC Nov 2009 I	2009/11/26	2009/11/30
62686	KBC Fin Products Int'l Ltd. - HSI R Bull CBBC Nov 2009 J	2009/11/26	2009/11/30
62687	KBC Fin Products Int'l Ltd. - HSI R Bull CBBC Nov 2009 K	2009/11/26	2009/11/30
62688	KBC Fin Products Int'l Ltd. - HSI R Bull CBBC Nov 2009 L	2009/11/26	2009/11/30

## List of expired CBBC, 2009 (continued)

Code	CBBC	Last trading date	Delisted date
65293	KBC Fin Products Int'l Ltd. - HSI R Bull CBBC Nov 2009 N	2009/11/26	2009/11/30
65193	KBC Fin Products Int'l Ltd. - HSI R Bull CBBC Nov 2009 O	2009/11/26	2009/11/30
63312	KBC Fin Products Int'l Ltd. - HSI R Bull CBBC Nov 2009 Q	2009/11/26	2009/11/30
64178	KBC Fin Products Int'l Ltd. - HSI R Bull CBBC Nov 2009 R	2009/11/26	2009/11/30
63683	KBC Fin Products Int'l Ltd. - HSI R Bull CBBC Nov 2009 S	2009/11/26	2009/11/30
63684	KBC Fin Products Int'l Ltd. - HSI R Bull CBBC Nov 2009 T	2009/11/26	2009/11/30
63685	KBC Fin Products Int'l Ltd. - HSI R Bull CBBC Nov 2009 U	2009/11/26	2009/11/30
64328	KBC Fin Products Int'l Ltd. - HSI R Bull CBBC Nov 2009 W	2009/11/26	2009/11/30
64327	KBC Fin Products Int'l Ltd. - HSI R Bull CBBC Nov 2009 X	2009/11/26	2009/11/30
63658	Macquarie Bank Ltd. - HSI R Bull CBBC Nov 2009 B	2009/11/26	2009/11/30
63661	Macquarie Bank Ltd. - HSI R Bull CBBC Nov 2009 C	2009/11/26	2009/11/30
63771	Macquarie Bank Ltd. - HSI R Bull CBBC Nov 2009 D	2009/11/26	2009/11/30
64279	Macquarie Bank Ltd. - HSI R Bull CBBC Nov 2009 H	2009/11/26	2009/11/30
65354	Macquarie Bank Ltd. - HSI R Bull CBBC Nov 2009 N	2009/11/26	2009/11/30
68499	Merrill Lynch Int'l & Co. C.V. - HSI R Bull CBBC Jun 2010 A	2009/11/26	2009/11/27
68332	SGA Societe Generale Acceptance N.V. -HSI R Bull CBBC Apr10I	2009/11/26	2009/11/27
68356	SGA Societe Generale Acceptance N.V. -HSI R Bull CBBC Apr10U	2009/11/26	2009/11/27
63503	SGA Societe Generale Acceptance N.V. -HSI R Bull CBBC Nov09A	2009/11/26	2009/11/30
63504	SGA Societe Generale Acceptance N.V. -HSI R Bull CBBC Nov09B	2009/11/26	2009/11/30
63505	SGA Societe Generale Acceptance N.V. -HSI R Bull CBBC Nov09C	2009/11/26	2009/11/30
63907	SGA Societe Generale Acceptance N.V. -HSI R Bull CBBC Nov09E	2009/11/26	2009/11/30
63908	SGA Societe Generale Acceptance N.V. -HSI R Bull CBBC Nov09F	2009/11/26	2009/11/30
64281	SGA Societe Generale Acceptance N.V. -HSI R Bull CBBC Nov09H	2009/11/26	2009/11/30
63547	SGA Societe Generale Acceptance N.V. -HSI R Bull CBBC Nov09I	2009/11/26	2009/11/30
63564	SGA Societe Generale Acceptance N.V. -HSI R Bull CBBC Nov09L	2009/11/26	2009/11/30
63595	SGA Societe Generale Acceptance N.V. -HSI R Bull CBBC Nov09P	2009/11/26	2009/11/30
63596	SGA Societe Generale Acceptance N.V. -HSI R Bull CBBC Nov09Q	2009/11/26	2009/11/30
63638	SGA Societe Generale Acceptance N.V. -HSI R Bull CBBC Nov09S	2009/11/26	2009/11/30
63639	SGA Societe Generale Acceptance N.V. -HSI R Bull CBBC Nov09T	2009/11/26	2009/11/30
63693	SGA Societe Generale Acceptance N.V. -HSI R Bull CBBC Nov09V	2009/11/26	2009/11/30
63694	SGA Societe Generale Acceptance N.V. -HSI R Bull CBBC Nov09W	2009/11/26	2009/11/30
63778	SGA Societe Generale Acceptance N.V. -HSI R Bull CBBC Nov09X	2009/11/26	2009/11/30
63779	SGA Societe Generale Acceptance N.V. -HSI R Bull CBBC Nov09Y	2009/11/26	2009/11/30
64280	SGA Societe Generale Acceptance N.V. -HSI R Bull CBBC Nov09Z	2009/11/26	2009/11/30
64440	SGA Societe Generale Acceptance NV -HSCEI R Bull CBBC Nov09A	2009/11/26	2009/11/30
68443	UBS AG - BOCL R Bull CBBC Mar 2010 B	2009/11/26	2009/11/27
68460	UBS AG - CC Bank R Bull CBBC Mar 2010 B	2009/11/26	2009/11/27
63359	UBS AG - CCCCL R Bull CBBC Jan 2010 A	2009/11/26	2009/11/27
65593	UBS AG - China Life R Bear CBBC Jan 2010 K	2009/11/26	2009/11/27
68576	UBS AG - China Mobile R Bull CBBC Mar 2010 E	2009/11/26	2009/11/27
68425	UBS AG - HKEx R Bull CBBC Feb 2010 P	2009/11/26	2009/11/27
63665	UBS AG - HSCEI R Bull CBBC Nov 2009 H	2009/11/26	2009/11/30
63667	UBS AG - HSCEI R Bull CBBC Nov 2009 I	2009/11/26	2009/11/30
63755	UBS AG - HSCEI R Bull CBBC Nov 2009 J	2009/11/26	2009/11/30
63820	UBS AG - HSCEI R Bull CBBC Nov 2009 L	2009/11/26	2009/11/30
66354	UBS AG - HSI R Bear CBBC Nov 2009 D	2009/11/26	2009/11/30
66355	UBS AG - HSI R Bear CBBC Nov 2009 I	2009/11/26	2009/11/30
66356	UBS AG - HSI R Bear CBBC Nov 2009 L	2009/11/26	2009/11/30
68288	UBS AG - HSI R Bull CBBC Feb 2010 Y	2009/11/26	2009/11/27
68382	UBS AG - HSI R Bull CBBC Jun 2010 O	2009/11/26	2009/11/27
68575	UBS AG - HSI R Bull CBBC Mar 2010 P	2009/11/26	2009/11/27
68318	UBS AG - HSI R Bull CBBC Mar 2010 W	2009/11/26	2009/11/27
61658	UBS AG - HSI R Bull CBBC Nov 2009 A	2009/11/26	2009/11/30
64141	UBS AG - HSI R Bull CBBC Nov 2009 H	2009/11/26	2009/11/30
65292	UBS AG - HSI R Bull CBBC Nov 2009 J	2009/11/26	2009/11/30
65332	UBS AG - HSI R Bull CBBC Nov 2009 K	2009/11/26	2009/11/30
68254	ABN AMRO Bank N.V. - A50 China R Bull CBBC Feb 2010 D	2009/11/27	2009/11/30
63255	ABN AMRO Bank N.V. - HSBC R Bull CBBC Nov 2009 A	2009/11/27	2009/12/01
63256	ABN AMRO Bank N.V. - HSBC R Bull CBBC Nov 2009 B	2009/11/27	2009/12/01
67591	ABN AMRO Bank N.V. - HSI R Bull CBBC Feb 2010 B	2009/11/27	2009/11/30
68297	ABN AMRO Bank N.V. - HSI R Bull CBBC Feb 2010 J	2009/11/27	2009/11/30
68298	ABN AMRO Bank N.V. - HSI R Bull CBBC Feb 2010 L	2009/11/27	2009/11/30
68359	ABN AMRO Bank N.V. - HSI R Bull CBBC Feb 2010 N	2009/11/27	2009/11/30
63886	BNP Paribas Arbit Issu B.V. - A50 Ch R Bull CBBC Nov 2009 E	2009/11/27	2009/12/01
62716	BNP Paribas Arbit Issu B.V. - CC Bank R Bull CBBC Nov 2009 A	2009/11/27	2009/12/01
62671	BNP Paribas Arbit Issu B.V. - Ch Life R Bull CBBC Nov 2009 B	2009/11/27	2009/12/01
61923	BNP Paribas Arbit Issu B.V. - Ch Mob R Bull CBBC Nov 2009 B	2009/11/27	2009/12/01
62669	BNP Paribas Arbit Issu B.V. - HKEx R Bull CBBC Nov 2009 A	2009/11/27	2009/12/01
62565	BNP Paribas Arbit Issu B.V. - HSBC R Bull CBBC Nov 2009 D	2009/11/27	2009/12/01
62672	BNP Paribas Arbit Issu B.V. - HSBC R Bull CBBC Nov 2009 E	2009/11/27	2009/12/01
63278	BNP Paribas Arbit Issu B.V. - HSBC R Bull CBBC Nov 2009 G	2009/11/27	2009/12/01
68255	BNP Paribas Arbit Issu B.V. - HSI R Bull CBBC Apr 2010 Q	2009/11/27	2009/11/30
68256	BNP Paribas Arbit Issu B.V. - HSI R Bull CBBC Apr 2010 R	2009/11/27	2009/11/30
68299	BNP Paribas Arbit Issu B.V. - HSI R Bull CBBC Apr 2010 S	2009/11/27	2009/11/30
68300	BNP Paribas Arbit Issu B.V. - HSI R Bull CBBC Apr 2010 T	2009/11/27	2009/11/30
68346	BNP Paribas Arbit Issu B.V. - HSI R Bull CBBC Apr 2010 U	2009/11/27	2009/11/30
68222	BNP Paribas Arbit Issu B.V. - HSI R Bull CBBC May 2010 F	2009/11/27	2009/11/30
60828	BNP Paribas Arbit Issu B.V. - ICBC R Bull CBBC Nov 2009 A	2009/11/27	2009/12/01
68347	BOCI Asia Ltd. - HSI R Bull CBBC Feb 2010 D	2009/11/27	2009/11/30
68394	CC Rabobank B.A. - HSI R Bull CBBC Jun 2010 B	2009/11/27	2009/11/30
68492	CC Rabobank B.A. - HSI R Bull CBBC Jun 2010 G	2009/11/27	2009/11/30
68493	CC Rabobank B.A. - HSI R Bull CBBC Jun 2010 H	2009/11/27	2009/11/30
68494	CC Rabobank B.A. - HSI R Bull CBBC Jun 2010 I	2009/11/27	2009/11/30
68495	CC Rabobank B.A. - HSI R Bull CBBC Jun 2010 J	2009/11/27	2009/11/30
68496	CC Rabobank B.A. - HSI R Bull CBBC Jun 2010 K	2009/11/27	2009/11/30
67894	CC Rabobank B.A. - HSI R Bull CBBC May 2010 B	2009/11/27	2009/11/30
68264	CC Rabobank B.A. - HSI R Bull CBBC May 2010 N	2009/11/27	2009/11/30



## List of expired CBBC, 2009 (continued)

Code	CBBC	Last trading date	Delisted date
68265	CC Rabobank B.A. - HSI R Bull CBBC May 2010 O	2009/11/27	2009/11/30
68266	CC Rabobank B.A. - HSI R Bull CBBC May 2010 P	2009/11/27	2009/11/30
68267	CC Rabobank B.A. - HSI R Bull CBBC May 2010 Q	2009/11/27	2009/11/30
68208	Credit Suisse - A50 China R Bull CBBC Mar 2010 D	2009/11/27	2009/11/30
67575	Credit Suisse - HKEx R Bull CBBC Feb 2010 H	2009/11/27	2009/11/30
68176	Credit Suisse - HSI R Bull CBBC Apr 2010 L	2009/11/27	2009/11/30
68229	Credit Suisse - HSI R Bull CBBC Apr 2010 P	2009/11/27	2009/11/30
68244	Credit Suisse - HSI R Bull CBBC Apr 2010 R	2009/11/27	2009/11/30
68206	Credit Suisse - HSI R Bull CBBC Mar 2010 C	2009/11/27	2009/11/30
68186	Credit Suisse - HSI R Bull CBBC Mar 2010 I	2009/11/27	2009/11/30
67804	Credit Suisse - HSI R Bull CBBC Mar 2010 N	2009/11/27	2009/11/30
68174	Credit Suisse - HSI R Bull CBBC Mar 2010 V	2009/11/27	2009/11/30
68570	Credit Suisse AG - China Mobile R Bull CBBC Apr 2010 A	2009/11/27	2009/11/30
68374	Credit Suisse AG - HSBC R Bull CBBC Apr 2010 A	2009/11/27	2009/11/30
68372	Credit Suisse AG - HSI R Bull CBBC Apr 2010 N	2009/11/27	2009/11/30
68587	Credit Suisse AG - HSI R Bull CBBC Apr 2010 T	2009/11/27	2009/11/30
68289	Credit Suisse AG - HSI R Bull CBBC Apr 2010 U	2009/11/27	2009/11/30
68321	Credit Suisse AG - HSI R Bull CBBC Apr 2010 X	2009/11/27	2009/11/30
68476	Credit Suisse AG - HSI R Bull CBBC Mar 2010 T	2009/11/27	2009/11/30
68478	Credit Suisse AG - HSI R Bull CBBC May 2010 A	2009/11/27	2009/11/30
68353	Deutsche Bank AG - CC Bank R Bull CBBC Apr 2010 B	2009/11/27	2009/11/30
68485	Deutsche Bank AG - China Life R Bull CBBC May 2010 A	2009/11/27	2009/11/30
68489	Deutsche Bank AG - HKEx R Bull CBBC Apr 2010 A	2009/11/27	2009/11/30
68405	Deutsche Bank AG - HSBC R Bull CBBC Mar 2010 D	2009/11/27	2009/11/30
68276	Deutsche Bank AG - HSI R Bull CBBC Apr 2010 B	2009/11/27	2009/11/30
68590	Deutsche Bank AG - HSI R Bull CBBC Apr 2010 C	2009/11/27	2009/11/30
68277	Deutsche Bank AG - HSI R Bull CBBC Apr 2010 I	2009/11/27	2009/11/30
68241	Deutsche Bank AG - HSI R Bull CBBC Apr 2010 K	2009/11/27	2009/11/30
68124	Deutsche Bank AG - HSI R Bull CBBC Apr 2010 V	2009/11/27	2009/11/30
68179	Deutsche Bank AG - HSI R Bull CBBC Apr 2010 W	2009/11/27	2009/11/30
68398	Deutsche Bank AG - HSI R Bull CBBC Feb 2010 T	2009/11/27	2009/11/30
68583	Deutsche Bank AG - HSI R Bull CBBC Jun 2010 C	2009/11/27	2009/11/30
68159	Deutsche Bank AG - HSI R Bull CBBC Mar 2010 C	2009/11/27	2009/11/30
67571	Deutsche Bank AG - HSI R Bull CBBC Mar 2010 D	2009/11/27	2009/11/30
68311	Deutsche Bank AG - HSI R Bull CBBC Mar 2010 N	2009/11/27	2009/11/30
68227	Deutsche Bank AG - HSI R Bull CBBC Mar 2010 S	2009/11/27	2009/11/30
68586	Deutsche Bank AG - HSI R Bull CBBC Mar 2010 X	2009/11/27	2009/11/30
68349	Deutsche Bank AG - HSI R Bull CBBC May 2010 M	2009/11/27	2009/11/30
68355	Deutsche Bank AG - Petrochina R Bull CBBC Apr 2010 C	2009/11/27	2009/11/30
68491	Deutsche Bank AG - TCH R Bull CBBC Apr 2010 A	2009/11/27	2009/11/30
68173	Goldman Sachs SP (Asia) - HSI R Bull CBBC Apr 2010 U	2009/11/27	2009/11/30
68129	Goldman Sachs SP (Asia) - HSI R Bull CBBC Feb 2010 U	2009/11/27	2009/11/30
68301	Goldman Sachs SP (Asia) - HSI R Bull CBBC Mar 2010 J	2009/11/27	2009/11/30
68171	Goldman Sachs SP (Asia) - HSI R Bull CBBC Mar 2010 L	2009/11/27	2009/11/30
68302	Goldman Sachs SP (Asia) - HSI R Bull CBBC Mar 2010 Q	2009/11/27	2009/11/30
68507	HK Bank - A50 R Bull CBBC Jun 2010 A	2009/11/27	2009/11/30
68303	HK Bank - HSI R Bull CBBC Jul 2010 H	2009/11/27	2009/11/30
68304	HK Bank - HSI R Bull CBBC Jul 2010 I	2009/11/27	2009/11/30
68295	KBC Fin Products Int'l Ltd. - A50 China R Bull CBBC Feb 10 E	2009/11/27	2009/11/30
67093	KBC Fin Products Int'l Ltd. - Ch Mobile R Bull CBBC Jan 10A	2009/11/27	2009/11/30
67783	KBC Fin Products Int'l Ltd. - COVS R Bull CBBC Feb 2010 A	2009/11/27	2009/11/30
68128	KBC Fin Products Int'l Ltd. - CP&CC R Bull CBBC Apr 2010 B	2009/11/27	2009/11/30
68385	KBC Fin Products Int'l Ltd. - HSBC R Bull CBBC Apr 2010 D	2009/11/27	2009/11/30
68090	KBC Fin Products Int'l Ltd. - HSI R Bull CBBC Apr 2010 E	2009/11/27	2009/11/30
68251	KBC Fin Products Int'l Ltd. - HSI R Bull CBBC Feb 2010 O	2009/11/27	2009/11/30
68252	KBC Fin Products Int'l Ltd. - HSI R Bull CBBC Feb 2010 Q	2009/11/27	2009/11/30
68253	KBC Fin Products Int'l Ltd. - HSI R Bull CBBC Mar 2010 L	2009/11/27	2009/11/30
68294	KBC Fin Products Int'l Ltd. - HSI R Bull CBBC Mar 2010 O	2009/11/27	2009/11/30
68480	KBC Fin Products Int'l Ltd. - Jiangxi C R Bull CBBC Mar 10 C	2009/11/27	2009/11/30
67786	KBC Fin Products Int'l Ltd. - R&F R Bull CBBC Feb 2010 A	2009/11/27	2009/11/30
68436	KBC Fin Products Int'l Ltd. - SHK Ppt R Bull CBBC Apr 2010 B	2009/11/27	2009/11/30
68437	KBC Fin Products Int'l Ltd. - TCH R Bull CBBC May 2010 A	2009/11/27	2009/11/30
68397	Macquarie Bank Ltd. - HSI R Bull CBBC Feb 2010 A	2009/11/27	2009/11/30
67878	Merrill Lynch Int'l & Co. C.V. - HSI R Bull CBBC May 2010 F	2009/11/27	2009/11/30
68338	Merrill Lynch Int'l & Co. C.V. - HSI R Bull CBBC May 2010 J	2009/11/27	2009/11/30
68339	Merrill Lynch Int'l & Co. C.V. - HSI R Bull CBBC May 2010 K	2009/11/27	2009/11/30
68340	Merrill Lynch Int'l & Co. C.V. - HSI R Bull CBBC May 2010 L	2009/11/27	2009/11/30
68341	Merrill Lynch Int'l & Co. C.V. - HSI R Bull CBBC May 2010 M	2009/11/27	2009/11/30
63017	SGA Societe Generale Acceptance N.V. -A50 R Bull CBBC Nov09A	2009/11/27	2009/12/01
63714	SGA Societe Generale Acceptance N.V. -A50 R Bull CBBC Nov09B	2009/11/27	2009/12/01
62727	SGA Societe Generale Acceptance N.V. -CCB R Bull CBBC Nov09A	2009/11/27	2009/12/01
63709	SGA Societe Generale Acceptance N.V. -CCB R Bull CBBC Nov09D	2009/11/27	2009/12/01
68588	SGA Societe Generale Acceptance N.V. -HSI R Bull CBBC Apr10D	2009/11/27	2009/11/30
68160	SGA Societe Generale Acceptance N.V. -HSI R Bull CBBC Apr10G	2009/11/27	2009/11/30
68161	SGA Societe Generale Acceptance N.V. -HSI R Bull CBBC Apr10H	2009/11/27	2009/11/30
68331	SGA Societe Generale Acceptance N.V. -HSI R Bull CBBC Apr10J	2009/11/27	2009/11/30
68274	SGA Societe Generale Acceptance N.V. -HSI R Bull CBBC Apr10R	2009/11/27	2009/11/30
68275	SGA Societe Generale Acceptance N.V. -HSI R Bull CBBC Apr10S	2009/11/27	2009/11/30
68242	SGA Societe Generale Acceptance N.V. -HSI R Bull CBBC Apr10T	2009/11/27	2009/11/30
68162	SGA Societe Generale Acceptance N.V. -HSI R Bull CBBC Apr10V	2009/11/27	2009/11/30
68163	SGA Societe Generale Acceptance N.V. -HSI R Bull CBBC Apr10W	2009/11/27	2009/11/30
68164	SGA Societe Generale Acceptance N.V. -HSI R Bull CBBC Apr10X	2009/11/27	2009/11/30
68135	SGA Societe Generale Acceptance N.V. -HSI R Bull CBBC May10L	2009/11/27	2009/11/30
67631	SGA Societe Generale Acceptance N.V. -HSI R Bull CBBC May10Q	2009/11/27	2009/11/30
63793	SGA Societe Generale Acceptance N.V. -HWL R Bull CBBC Nov09A	2009/11/27	2009/12/01
67110	SGA Societe Generale Acceptance N.V. -CMob R Bull CBBC Jan10Q	2009/11/27	2009/11/30
63711	SGA Societe Generale Acceptance N.V. -COVS R Bull CBBC Nov09A	2009/11/27	2009/12/01

## List of expired CBBC, 2009 (continued)

Code	CBBC	Last trading date	Delisted date
68037	SGA Societe Generale Acceptance N.V.-HKEx R Bull CBBC Mar10C	2009/11/27	2009/11/30
62856	SGA Societe Generale Acceptance N.V.-BOCom R Bull CBBC Nov09A	2009/11/27	2009/12/01
63013	SGA Societe Generale Acceptance N.V.-BOCom R Bull CBBC Nov09B	2009/11/27	2009/12/01
67970	SGA Societe Generale Acceptance N.V-CK(H) R Bull CBBC Mar10A	2009/11/27	2009/11/30
62614	SGA Societe Generale Acceptance N.V-CLife R Bull CBBC Nov09C	2009/11/27	2009/12/01
62657	SGA Societe Generale Acceptance N.V-CLife R Bull CBBC Nov09D	2009/11/27	2009/12/01
62861	SGA Societe Generale Acceptance N.V-CLife R Bull CBBC Nov09G	2009/11/27	2009/12/01
65682	SGA Societe Generale Acceptance N.V-CP&CC R Bull CBBC Jan10C	2009/11/27	2009/11/30
62692	SGA Societe Generale Acceptance N.V-CP&CC R Bull CBBC Nov09A	2009/11/27	2009/12/01
62941	SGA Societe Generale Acceptance N.V-CP&CC R Bull CBBC Nov09B	2009/11/27	2009/12/01
62862	SGA Societe Generale Acceptance N.V-CRail R Bull CBBC Nov09A	2009/11/27	2009/12/01
67972	SGA Societe Generale Acceptance N.V-SHK P R Bull CBBC Apr10B	2009/11/27	2009/11/30
68337	SGA Societe Generale Acceptance NV -HSCEI R Bull CBBC Mar10A	2009/11/27	2009/11/30
68548	SGA Societe Generale Acceptance NV-JiangC R Bull CBBC Mar10C	2009/11/27	2009/11/30
68048	UBS AG - A50 China R Bull CBBC Feb 2010 X	2009/11/27	2009/11/30
67036	UBS AG - BankComm R Bull CBBC Feb 2010 C	2009/11/27	2009/11/30
67615	UBS AG - BOCL R Bull CBBC Feb 2010 I	2009/11/27	2009/11/30
68461	UBS AG - CCHC R Bull CBBC Mar 2010 K	2009/11/27	2009/11/30
67545	UBS AG - CHALCO R Bull CBBC Feb 2010 R	2009/11/27	2009/11/30
68281	UBS AG - China Life R Bull CBBC Feb 2010 E	2009/11/27	2009/11/30
68572	UBS AG - China Life R Bull CBBC Mar 2010 E	2009/11/27	2009/11/30
68183	UBS AG - China Mobile R Bull CBBC Feb 2010 C	2009/11/27	2009/11/30
68564	UBS AG - China Shenhua R Bull CBBC Mar 2010 B	2009/11/27	2009/11/30
65179	UBS AG - China Tel R Bull CBBC Feb 2010 A	2009/11/27	2009/11/30
68225	UBS AG - CM Bank R Bull CBBC Feb 2010 H	2009/11/27	2009/11/30
68525	UBS AG - CM Bank R Bull CBBC Mar 2010 D	2009/11/27	2009/11/30
68184	UBS AG - CNOOC R Bull CBBC Feb 2010 P	2009/11/27	2009/11/30
67466	UBS AG - HKEx R Bull CBBC Feb 2010 W	2009/11/27	2009/11/30
68377	UBS AG - HSBC R Bull CBBC Feb 2010 A	2009/11/27	2009/11/30
68315	UBS AG - HSBC R Bull CBBC Feb 2010 Y	2009/11/27	2009/11/30
68081	UBS AG - HSCEI R Bull CBBC Mar 2010 T	2009/11/27	2009/11/30
68317	UBS AG - HSCEI R Bull CBBC Mar 2010 U	2009/11/27	2009/11/30
68319	UBS AG - HSI R Bull CBBC Apr 2010 I	2009/11/27	2009/11/30
68474	UBS AG - HSI R Bull CBBC Apr 2010 M	2009/11/27	2009/11/30
68585	UBS AG - HSI R Bull CBBC Apr 2010 N	2009/11/27	2009/11/30
68167	UBS AG - HSI R Bull CBBC Apr 2010 Q	2009/11/27	2009/11/30
68283	UBS AG - HSI R Bull CBBC Feb 2010 B	2009/11/27	2009/11/30
67656	UBS AG - HSI R Bull CBBC Feb 2010 J	2009/11/27	2009/11/30
68180	UBS AG - HSI R Bull CBBC Feb 2010 K	2009/11/27	2009/11/30
68226	UBS AG - HSI R Bull CBBC Feb 2010 L	2009/11/27	2009/11/30
68166	UBS AG - HSI R Bull CBBC Feb 2010 N	2009/11/27	2009/11/30
68521	UBS AG - HSI R Bull CBBC Feb 2010 X	2009/11/27	2009/11/30
68169	UBS AG - HSI R Bull CBBC Jun 2010 L	2009/11/27	2009/11/30
68181	UBS AG - HSI R Bull CBBC Jun 2010 M	2009/11/27	2009/11/30
68379	UBS AG - HSI R Bull CBBC Mar 2010 A	2009/11/27	2009/11/30
68250	UBS AG - HSI R Bull CBBC Mar 2010 K	2009/11/27	2009/11/30
68380	UBS AG - HSI R Bull CBBC Mar 2010 O	2009/11/27	2009/11/30
68284	UBS AG - HSI R Bull CBBC Mar 2010 Q	2009/11/27	2009/11/30
68083	UBS AG - HSI R Bull CBBC Mar 2010 U	2009/11/27	2009/11/30
68285	UBS AG - HSI R Bull CBBC May 2010 Q	2009/11/27	2009/11/30
68442	UBS AG - ICBC R Bull CBBC Mar 2010 A	2009/11/27	2009/11/30
68526	UBS AG - Jiangxi Copper R Bull CBBC Mar 2010 P	2009/11/27	2009/11/30
68086	UBS AG - Petrochina R Bull CBBC Feb 2010 M	2009/11/27	2009/11/30
67619	UBS AG - R&F R Bull CBBC Feb 2010 C	2009/11/27	2009/11/30
67485	UBS AG - Sinopec Corp R Bull CBBC Feb 2010 H	2009/11/27	2009/11/30
68327	UBS AG - TCH R Bull CBBC Feb 2010 F	2009/11/27	2009/11/30
68616	BNP Paribas Arbit Issu B.V. - HSI R Bull CBBC Apr 2010 F	2009/11/30	2009/12/01
68617	BNP Paribas Arbit Issu B.V. - HSI R Bull CBBC May 2010 I	2009/11/30	2009/12/01
68602	CC Rabobank B.A. - A50 China R Bull CBBC Jun 2010 B	2009/11/30	2009/12/01
68609	Credit Suisse AG - HSI R Bull CBBC Apr 2010 Z	2009/11/30	2009/12/01
68614	Goldman Sachs SP (Asia) - HSI R Bull CBBC Apr 2010 I	2009/11/30	2009/12/01
68615	Goldman Sachs SP (Asia) - HSI R Bull CBBC Apr 2010 J	2009/11/30	2009/12/01
65037	KBC Fin Products Int'l Ltd. - A50 China R Bull CBBC Dec 09 A	2009/11/30	2009/12/02
65845	KBC Fin Products Int'l Ltd. - HKEx R Bull CBBC Dec 2009 E	2009/11/30	2009/12/02
68619	KBC Fin Products Int'l Ltd. - HSI R Bull CBBC Mar 2010 K	2009/11/30	2009/12/01
68618	KBC Fin Products Int'l Ltd. - HSI R Bull CBBC Mar 2010 Y	2009/11/30	2009/12/01
68612	UBS AG - HSI R Bull CBBC Apr 2010 S	2009/11/30	2009/12/01
68611	UBS AG - HSI R Bull CBBC Apr 2010 V	2009/11/30	2009/12/01
68620	Deutsche Bank AG - HSI R Bull CBBC Mar 2010 R	2009/12/01	2009/12/02
68621	UBS AG - A50 China R Bull CBBC Mar 2010 G	2009/12/01	2009/12/02
67271	ABN AMRO Bank N.V. - DJIA R Bear CBBC Mar 2010 D	2009/12/02	2009/12/03
68640	Credit Suisse AG - China Life R Bull CBBC May 2010 E	2009/12/02	2009/12/03
68643	Deutsche Bank AG - China Life R Bull CBBC May 2010 B	2009/12/02	2009/12/03
68644	Deutsche Bank AG - China Life R Bull CBBC May 2010 C	2009/12/02	2009/12/03
68633	Deutsche Bank AG - HSI R Bear CBBC Apr 2010 D	2009/12/02	2009/12/03
68657	KBC Fin Products Int'l Ltd. - A50 China R Bull CBBC Mar 10 C	2009/12/02	2009/12/03
68655	KBC Fin Products Int'l Ltd. - China Life R Bull CBBC Mar 10C	2009/12/02	2009/12/03
68646	UBS AG - China Life R Bull CBBC Mar 2010 G	2009/12/02	2009/12/03
68631	UBS AG - China Mobile R Bull CBBC Mar 2010 F	2009/12/02	2009/12/03
68638	UBS AG - HSI R Bear CBBC Apr 2010 J	2009/12/02	2009/12/03
68647	UBS AG - Ping An R Bull CBBC Mar 2010 B	2009/12/02	2009/12/03
68680	ABN AMRO Bank N.V. - HSI R Bear CBBC Mar 2010 C	2009/12/03	2009/12/04
68598	BNP Paribas Arbit Issu B.V. - HSI R Bear CBBC Apr 2010 A	2009/12/03	2009/12/04
68668	Credit Suisse AG - HSI R Bear CBBC Apr 2010 Q	2009/12/03	2009/12/04
68592	Credit Suisse AG - HSI R Bear CBBC Apr 2010 W	2009/12/03	2009/12/04
68681	Deutsche Bank AG - HSI R Bear CBBC Apr 2010 F	2009/12/03	2009/12/04
68605	Deutsche Bank AG - HSI R Bear CBBC Apr 2010 O	2009/12/03	2009/12/04



## List of expired CBBC, 2009 (continued)

Code	CBBC	Last trading date	Delisted date
68658	Deutsche Bank AG - HSI R Bull CBBC Apr 2010 G	2009/12/03	2009/12/04
68682	Goldman Sachs SP (Asia) - HSI R Bear CBBC Mar 2010 W	2009/12/03	2009/12/04
68677	KBC Fin Products Int'l Ltd. - HSI R Bear CBBC Mar 2010 B	2009/12/03	2009/12/04
68628	KBC Fin Products Int'l Ltd. - HSI R Bear CBBC Mar 2010 W	2009/12/03	2009/12/04
68600	SGA Societe Generale Acceptance N.V. -HSI R Bear CBBC Mar10A	2009/12/03	2009/12/04
68674	UBS AG - A50 China R Bear CBBC Mar 2010 I	2009/12/03	2009/12/04
68632	UBS AG - A50 China R Bull CBBC Mar 2010 H	2009/12/03	2009/12/04
68636	UBS AG - China Life R Bear CBBC Mar 2010 F	2009/12/03	2009/12/04
68672	UBS AG - HKEx R Bear CBBC Mar 2010 B	2009/12/03	2009/12/04
68593	UBS AG - HSI R Bear CBBC Apr 2010 B	2009/12/03	2009/12/04
68675	UBS AG - HSI R Bear CBBC Apr 2010 D	2009/12/03	2009/12/04
68626	UBS AG - HSI R Bear CBBC Apr 2010 P	2009/12/03	2009/12/04
68663	UBS AG - HSI R Bull CBBC Mar 2010 V	2009/12/03	2009/12/04
68741	ABN AMRO Bank N.V. - A50 China R Bear CBBC Mar 2010 B	2009/12/04	2009/12/07
68743	ABN AMRO Bank N.V. - HSI R Bear CBBC Mar 2010 D	2009/12/04	2009/12/07
68744	ABN AMRO Bank N.V. - HSI R Bear CBBC Mar 2010 E	2009/12/04	2009/12/07
68745	ABN AMRO Bank N.V. - HSI R Bear CBBC Mar 2010 F	2009/12/04	2009/12/07
68746	ABN AMRO Bank N.V. - HSI R Bear CBBC Mar 2010 G	2009/12/04	2009/12/07
68742	ABN AMRO Bank N.V. - TCH R Bear CBBC Mar 2010 G	2009/12/04	2009/12/07
68711	BNP Paribas Arbit Issu B.V. - HSI R Bear CBBC Apr 2010 G	2009/12/04	2009/12/07
68789	BNP Paribas Arbit Issu B.V. - HSI R Bear CBBC Jun 2010 A	2009/12/04	2009/12/07
68790	BNP Paribas Arbit Issu B.V. - HSI R Bear CBBC Jun 2010 B	2009/12/04	2009/12/07
68712	BNP Paribas Arbit Issu B.V. - HSI R Bear CBBC May 2010 J	2009/12/04	2009/12/07
68788	BNP Paribas Arbit Issu B.V. - HSI R Bear CBBC May 2010 K	2009/12/04	2009/12/07
68706	CC Rabobank B.A. - HSI R Bear CBBC Jun 2010 Q	2009/12/04	2009/12/07
68709	CC Rabobank B.A. - HSI R Bear CBBC Jun 2010 T	2009/12/04	2009/12/07
68710	CC Rabobank B.A. - HSI R Bear CBBC Jun 2010 U	2009/12/04	2009/12/07
68730	Credit Suisse - HKEx R Bear CBBC May 2010 C	2009/12/04	2009/12/07
68728	Credit Suisse AG - A50 China R Bear CBBC Apr 2010 D	2009/12/04	2009/12/07
68729	Credit Suisse AG - China Life R Bear CBBC May 2010 F	2009/12/04	2009/12/07
68727	Credit Suisse AG - HSBC R Bear CBBC Apr 2010 E	2009/12/04	2009/12/07
68748	Credit Suisse AG - HSI R Bear CBBC Apr 2010 R	2009/12/04	2009/12/07
68747	Credit Suisse AG - HSI R Bear CBBC Apr 2010 T	2009/12/04	2009/12/07
68749	Credit Suisse AG - HSI R Bear CBBC May 2010 E	2009/12/04	2009/12/07
68750	Credit Suisse AG - HSI R Bear CBBC May 2010 F	2009/12/04	2009/12/07
68665	Credit Suisse AG - HSI R Bull CBBC Apr 2010 O	2009/12/04	2009/12/07
68761	Deutsche Bank AG - China Life R Bear CBBC May 2010 F	2009/12/04	2009/12/07
68762	Deutsche Bank AG - China Life R Bear CBBC May 2010 G	2009/12/04	2009/12/07
68757	Deutsche Bank AG - HKEx R Bear CBBC May 2010 A	2009/12/04	2009/12/07
68758	Deutsche Bank AG - HSBC R Bear CBBC Apr 2010 B	2009/12/04	2009/12/07
68754	Deutsche Bank AG - HSI R Bear CBBC Apr 2010 V	2009/12/04	2009/12/07
68753	Deutsche Bank AG - HSI R Bear CBBC Apr 2010 W	2009/12/04	2009/12/07
68752	Deutsche Bank AG - HSI R Bear CBBC Mar 2010 S	2009/12/04	2009/12/07
68755	Deutsche Bank AG - HSI R Bear CBBC May 2010 R	2009/12/04	2009/12/07
68664	Deutsche Bank AG - HSI R Bull CBBC Mar 2010 H	2009/12/04	2009/12/07
68767	Goldman Sachs SP (Asia) - HSI R Bear CBBC Apr 2010 K	2009/12/04	2009/12/07
68766	Goldman Sachs SP (Asia) - HSI R Bear CBBC Apr 2010 L	2009/12/04	2009/12/07
68764	Goldman Sachs SP (Asia) - HSI R Bear CBBC Mar 2010 S	2009/12/04	2009/12/07
68765	Goldman Sachs SP (Asia) - HSI R Bear CBBC Mar 2010 V	2009/12/04	2009/12/07
68768	Goldman Sachs SP (Asia) - HSI R Bear CBBC May 2010 E	2009/12/04	2009/12/07
66270	HK Bank - Shimao R Bear CBBC Mar 2010 B	2009/12/04	2009/12/07
68739	KBC Fin Products Int'l Ltd. - HSI R Bear CBBC Apr 2010 L	2009/12/04	2009/12/07
68740	KBC Fin Products Int'l Ltd. - HSI R Bear CBBC Apr 2010 M	2009/12/04	2009/12/07
68737	KBC Fin Products Int'l Ltd. - HSI R Bear CBBC Mar 2010 C	2009/12/04	2009/12/07
68738	KBC Fin Products Int'l Ltd. - HSI R Bear CBBC Mar 2010 D	2009/12/04	2009/12/07
68736	KBC Fin Products Int'l Ltd. - HSI R Bear CBBC Mar 2010 F	2009/12/04	2009/12/07
68718	SGA Societe Generale Acceptance N.V. -HSI R Bear CBBC Jun10A	2009/12/04	2009/12/07
68719	SGA Societe Generale Acceptance N.V. -HSI R Bear CBBC Jun10B	2009/12/04	2009/12/07
68720	SGA Societe Generale Acceptance N.V. -HSI R Bear CBBC Jun10C	2009/12/04	2009/12/07
68714	SGA Societe Generale Acceptance N.V. -HSI R Bear CBBC May10C	2009/12/04	2009/12/07
68715	SGA Societe Generale Acceptance N.V. -HSI R Bear CBBC May10D	2009/12/04	2009/12/07
68713	SGA Societe Generale Acceptance N.V. -HSI R Bear CBBC May10F	2009/12/04	2009/12/07
68717	SGA Societe Generale Acceptance N.V. -HSI R Bear CBBC May10L	2009/12/04	2009/12/07
68687	SGA Societe Generale Acceptance N.V. -HSI R Bear CBBC May10R	2009/12/04	2009/12/07
68688	SGA Societe Generale Acceptance N.V. -HSI R Bear CBBC May10S	2009/12/04	2009/12/07
68716	SGA Societe Generale Acceptance N.V. -HSI R Bear CBBC May10Y	2009/12/04	2009/12/07
65307	SGA Societe Generale Acceptance NV-Shimao R Bear CBBC Jan10D	2009/12/04	2009/12/07
68785	UBS AG - A50 China R Bear CBBC Mar 2010 K	2009/12/04	2009/12/07
68662	UBS AG - China Life R Bear CBBC Mar 2010 J	2009/12/04	2009/12/07
68779	UBS AG - China Life R Bear CBBC Mar 2010 M	2009/12/04	2009/12/07
68780	UBS AG - China Mobile R Bear CBBC Mar 2010 I	2009/12/04	2009/12/07
68781	UBS AG - HKEx R Bear CBBC Mar 2010 D	2009/12/04	2009/12/07
68769	UBS AG - HSCEI R Bear CBBC Apr 2010 C	2009/12/04	2009/12/07
68770	UBS AG - HSCEI R Bear CBBC Apr 2010 D	2009/12/04	2009/12/07
67200	UBS AG - HSI R Bear CBBC Apr 2010 H	2009/12/04	2009/12/07
68773	UBS AG - HSI R Bear CBBC Apr 2010 I	2009/12/04	2009/12/07
67826	UBS AG - HSI R Bear CBBC Apr 2010 R	2009/12/04	2009/12/07
68512	UBS AG - HSI R Bear CBBC Apr 2010 Y	2009/12/04	2009/12/07
68518	UBS AG - HSI R Bear CBBC Jun 2010 Q	2009/12/04	2009/12/07
68774	UBS AG - HSI R Bear CBBC Jun 2010 V	2009/12/04	2009/12/07
68775	UBS AG - HSI R Bear CBBC Jun 2010 W	2009/12/04	2009/12/07
68772	UBS AG - HSI R Bear CBBC Mar 2010 K	2009/12/04	2009/12/07
67821	UBS AG - HSI R Bear CBBC Mar 2010 M	2009/12/04	2009/12/07
68771	UBS AG - HSI R Bear CBBC Mar 2010 U	2009/12/04	2009/12/07
68513	UBS AG - HSI R Bear CBBC May 2010 W	2009/12/04	2009/12/07
68666	UBS AG - HSI R Bull CBBC Mar 2010 W	2009/12/04	2009/12/07
68784	UBS AG - SHK Ppt R Bear CBBC Mar 2010 A	2009/12/04	2009/12/07

## List of expired CBBC, 2009 (continued)

Code	CBBC	Last trading date	Delisted date
68821	CC Rabobank B.A. - HSI R Bear CBBC Jun 2010 A	2009/12/07	2009/12/08
68820	CC Rabobank B.A. - HSI R Bear CBBC Jun 2010 Z	2009/12/07	2009/12/08
68827	Credit Suisse AG - China Life R Bear CBBC May 2010 G	2009/12/07	2009/12/08
68818	Credit Suisse AG - HSI R Bear CBBC Apr 2010 N	2009/12/07	2009/12/08
68817	Credit Suisse AG - HSI R Bear CBBC Apr 2010 P	2009/12/07	2009/12/08
68819	Credit Suisse AG - HSI R Bear CBBC May 2010 H	2009/12/07	2009/12/08
68826	Credit Suisse AG - HSI R Bear CBBC May 2010 I	2009/12/07	2009/12/08
68805	Deutsche Bank AG - HSI R Bear CBBC Mar 2010 C	2009/12/07	2009/12/08
68795	Deutsche Bank AG - HSI R Bear CBBC Mar 2010 D	2009/12/07	2009/12/08
68794	Deutsche Bank AG - HSI R Bear CBBC Mar 2010 N	2009/12/07	2009/12/08
68796	Deutsche Bank AG - HSI R Bear CBBC May 2010 S	2009/12/07	2009/12/08
68797	HK Bank - HSI R Bear CBBC Jun 2010 N	2009/12/07	2009/12/08
68791	SGA Societe Generale Acceptance N.V. -HSI R Bear CBBC Jun10D	2009/12/07	2009/12/08
68792	SGA Societe Generale Acceptance N.V. -HSI R Bear CBBC Jun10E	2009/12/07	2009/12/08
68793	SGA Societe Generale Acceptance N.V. -HSI R Bear CBBC Jun10F	2009/12/07	2009/12/08
68802	UBS AG - HSI R Bear CBBC Jun 2010 X	2009/12/07	2009/12/08
68803	UBS AG - HSI R Bear CBBC Jun 2010 Y	2009/12/07	2009/12/08
68837	UBS AG - HSI R Bear CBBC May 2010 Q	2009/12/07	2009/12/08
68801	UBS AG - HSI R Bear CBBC May 2010 R	2009/12/07	2009/12/08
68800	UBS AG - HSI R Bear CBBC May 2010 T	2009/12/07	2009/12/08
68799	UBS AG - HSI R Bear CBBC May 2010 X	2009/12/07	2009/12/08
65696	UBS AG - Shimao R Bear CBBC Jan 2010 D	2009/12/07	2009/12/08
68898	Credit Suisse AG - HSI R Bear CBBC Apr 2010 Z	2009/12/08	2009/12/09
68855	Credit Suisse AG - HSI R Bear CBBC May 2010 M	2009/12/08	2009/12/09
68894	Credit Suisse AG - HSI R Bull CBBC Apr 2010 L	2009/12/08	2009/12/09
68686	Credit Suisse AG - HSI R Bull CBBC Apr 2010 X	2009/12/08	2009/12/09
68854	Deutsche Bank AG - HSI R Bear CBBC May 2010 U	2009/12/08	2009/12/09
68861	Deutsche Bank AG - HSI R Bear CBBC May 2010 V	2009/12/08	2009/12/09
68692	Deutsche Bank AG - HSI R Bull CBBC Apr 2010 L	2009/12/08	2009/12/09
68866	KBC Fin Products Int'l Ltd. - Ch Mobile R Bull CBBC Mar 10D	2009/12/08	2009/12/09
68676	KBC Fin Products Int'l Ltd. - HSI R Bull CBBC Apr 2010 I	2009/12/08	2009/12/09
68856	Merrill Lynch Int'l & Co. C.V. - HSI R Bear CBBC Jun 2010 I	2009/12/08	2009/12/09
68683	SGA Societe Generale Acceptance N.V. -HSI R Bull CBBC May10G	2009/12/08	2009/12/09
63902	SGA Societe Generale Acceptance N.V.-CTel R Bear CBBC Dec09D	2009/12/08	2009/12/10
64014	SGA Societe Generale Acceptance N.V.-HKEx R Bull CBBC Dec09G	2009/12/08	2009/12/10
63905	SGA Societe Generale Acceptance N.V.-HSBC R Bull CBBC Dec09A	2009/12/08	2009/12/10
63906	SGA Societe Generale Acceptance N.V.-HWL R Bear CBBC Dec09A	2009/12/08	2009/12/10
63794	SGA Societe Generale Acceptance N.V.-ICBC R Bull CBBC Dec09B	2009/12/08	2009/12/10
64017	SGA Societe Generale Acceptance N.V.-PetCh R Bull CBBC Dec09A	2009/12/08	2009/12/10
67719	UBS AG - Angang Steel R Bear CBBC Feb 2010 B	2009/12/08	2009/12/09
68694	UBS AG - China Mobile R Bull CBBC Mar 2010 H	2009/12/08	2009/12/09
68735	UBS AG - China Tel R Bull CBBC Mar 2010 C	2009/12/08	2009/12/09
68667	UBS AG - HKEx R Bull CBBC Mar 2010 A	2009/12/08	2009/12/09
68862	UBS AG - HSI R Bear CBBC Jun 2010 Z	2009/12/08	2009/12/09
68703	UBS AG - HSI R Bull CBBC Apr 2010 N	2009/12/08	2009/12/09
64238	ABN AMRO Bank N.V. - Ch Life R Bull CBBC Dec 2009 A	2009/12/09	2009/12/11
64239	ABN AMRO Bank N.V. - China Mobile R Bull CBBC Dec 2009 A	2009/12/09	2009/12/11
64240	ABN AMRO Bank N.V. - HSBC R Bull CBBC Dec 2009 A	2009/12/09	2009/12/11
68919	ABN AMRO Bank N.V. - HSI R Bull CBBC Mar 2010 K	2009/12/09	2009/12/10
68840	BNP Paribas Arbit Issu B.V. - HSI R Bull CBBC Apr 2010 I	2009/12/09	2009/12/10
68917	BNP Paribas Arbit Issu B.V. - HSI R Bull CBBC Apr 2010 M	2009/12/09	2009/12/10
68816	CC Rabobank B.A. - HSI R Bull CBBC Jun 2010 Y	2009/12/09	2009/12/10
68685	Credit Suisse AG - HSI R Bull CBBC Apr 2010 V	2009/12/09	2009/12/10
68832	Credit Suisse AG - HSI R Bull CBBC May 2010 L	2009/12/09	2009/12/10
68897	Credit Suisse AG - HSI R Bull CBBC May 2010 P	2009/12/09	2009/12/10
68913	Credit Suisse AG - HSI R Bull CBBC May 2010 Q	2009/12/09	2009/12/10
68905	Deutsche Bank AG - HSI R Bull CBBC Apr 2010 I	2009/12/09	2009/12/10
68689	Deutsche Bank AG - HSI R Bull CBBC Mar 2010 J	2009/12/09	2009/12/10
68893	Deutsche Bank AG - HSI R Bull CBBC Mar 2010 R	2009/12/09	2009/12/10
68690	Deutsche Bank AG - HSI R Bull CBBC Mar 2010 V	2009/12/09	2009/12/10
68804	Deutsche Bank AG - HSI R Bull CBBC May 2010 T	2009/12/09	2009/12/10
68901	Goldman Sachs SP (Asia) - HSI R Bull CBBC Mar 2010 I	2009/12/09	2009/12/10
68902	Goldman Sachs SP (Asia) - HSI R Bull CBBC Mar 2010 X	2009/12/09	2009/12/10
68865	KBC Fin Products Int'l Ltd. - Ch Mobile R Bull CBBC Mar 10C	2009/12/09	2009/12/10
63101	KBC Fin Products Int'l Ltd. - HSBC R Bull CBBC Dec 2009 A	2009/12/09	2009/12/11
68864	KBC Fin Products Int'l Ltd. - HSI R Bull CBBC Mar 2010 M	2009/12/09	2009/12/10
68863	KBC Fin Products Int'l Ltd. - HSI R Bull CBBC Mar 2010 N	2009/12/09	2009/12/10
68812	SGA Societe Generale Acceptance N.V. -HSI R Bull CBBC Jun10M	2009/12/09	2009/12/10
68908	SGA Societe Generale Acceptance N.V. -HSI R Bull CBBC Jun10N	2009/12/09	2009/12/10
68909	SGA Societe Generale Acceptance N.V. -HSI R Bull CBBC Jun10O	2009/12/09	2009/12/10
68910	SGA Societe Generale Acceptance N.V. -HSI R Bull CBBC Jun10P	2009/12/09	2009/12/10
68911	SGA Societe Generale Acceptance N.V. -HSI R Bull CBBC Jun10Q	2009/12/09	2009/12/10
68912	SGA Societe Generale Acceptance N.V. -HSI R Bull CBBC Jun10R	2009/12/09	2009/12/10
68879	UBS AG - CC Bank R Bull CBBC Mar 2010 E	2009/12/09	2009/12/10
68696	UBS AG - HSBC R Bull CBBC Mar 2010 A	2009/12/09	2009/12/10
68835	UBS AG - HSI R Bull CBBC Apr 2010 S	2009/12/09	2009/12/10
68876	UBS AG - HSI R Bull CBBC Jul 2010 D	2009/12/09	2009/12/10
68907	UBS AG - HSI R Bull CBBC Jul 2010 E	2009/12/09	2009/12/10
68906	UBS AG - HSI R Bull CBBC Jun 2010 G	2009/12/09	2009/12/10
68873	UBS AG - HSI R Bull CBBC Mar 2010 A	2009/12/09	2009/12/10
68700	UBS AG - HSI R Bull CBBC Mar 2010 O	2009/12/09	2009/12/10
68699	UBS AG - HSI R Bull CBBC Mar 2010 Q	2009/12/09	2009/12/10
68883	UBS AG - ICBC R Bull CBBC Mar 2010 F	2009/12/09	2009/12/10
68845	ABN AMRO Bank N.V. - HSI R Bull CBBC Mar 2010 J	2009/12/10	2009/12/11
68948	BNP Paribas Arbit Issu B.V. - HSI R Bull CBBC May 2010 L	2009/12/10	2009/12/11
68815	CC Rabobank B.A. - HSI R Bull CBBC Jun 2010 X	2009/12/10	2009/12/11
68937	Credit Suisse AG - HSBC R Bull CBBC Apr 2010 G	2009/12/10	2009/12/11

## List of expired CBBC, 2009 (continued)

Code	CBBC	Last trading date	Delisted date
68684	Credit Suisse AG - HSI R Bull CBBC Apr 2010 Y	2009/12/10	2009/12/11
68935	Credit Suisse AG - HSI R Bull CBBC May 2010 S	2009/12/10	2009/12/11
67358	Deutsche Bank AG - China Mobile R Bull CBBC Mar 2010 B	2009/12/10	2009/12/11
68938	Deutsche Bank AG - HSI R Bull CBBC Apr 2010 B	2009/12/10	2009/12/11
68691	Deutsche Bank AG - HSI R Bull CBBC Apr 2010 Y	2009/12/10	2009/12/11
68946	Goldman Sachs SP (Asia) - HSI R Bull CBBC Apr 2010 R	2009/12/10	2009/12/11
68947	Goldman Sachs SP (Asia) - HSI R Bull CBBC May 2010 G	2009/12/10	2009/12/11
68849	Goldman Sachs SP (Asia) - HSI R Bull CBBC May 2010 H	2009/12/10	2009/12/11
68705	KBC Fin Products Int'l Ltd. - HSI R Bull CBBC Apr 2010 J	2009/12/10	2009/12/11
68930	KBC Fin Products Int'l Ltd. - HSI R Bull CBBC Mar 2010 H	2009/12/10	2009/12/11
68934	KBC Fin Products Int'l Ltd. - HSI R Bull CBBC Mar 2010 I	2009/12/10	2009/12/11
68811	SGA Societe Generale Acceptance N.V. -HSI R Bull CBBC Jun10L	2009/12/10	2009/12/11
68925	UBS AG - A50 China R Bull CBBC Mar 2010 M	2009/12/10	2009/12/11
68926	UBS AG - China Life R Bear CBBC Mar 2010 N	2009/12/10	2009/12/11
68931	UBS AG - China Life R Bull CBBC Mar 2010 O	2009/12/10	2009/12/11
67076	UBS AG - China Mobile R Bull CBBC Jan 2010 T	2009/12/10	2009/12/11
68933	UBS AG - HSCEI R Bull CBBC Apr 2010 G	2009/12/10	2009/12/11
68943	UBS AG - HSI R Bull CBBC Apr 2010 B	2009/12/10	2009/12/11
68874	UBS AG - HSI R Bull CBBC Jun 2010 E	2009/12/10	2009/12/11
68942	UBS AG - HSI R Bull CBBC Mar 2010 V	2009/12/10	2009/12/11
68941	UBS AG - Jiangxi Copper R Bull CBBC Mar 2010 Q	2009/12/10	2009/12/11
68734	UBS AG - Sinopec Corp R Bull CBBC Mar 2010 C	2009/12/10	2009/12/11
68654	UBS AG - TCH R Bull CBBC Mar 2010 F	2009/12/10	2009/12/11
67950	ABN AMRO Bank N.V. - TCH R Bear CBBC Mar 2010 D	2009/12/11	2009/12/14
68949	Credit Suisse AG - HSI R Bull CBBC Apr 2010 W	2009/12/11	2009/12/14
64827	Deutsche Bank AG - CC Bank R Bear CBBC Dec 2009 C	2009/12/11	2009/12/15
63723	Deutsche Bank AG - CC Bank R Bull CBBC Dec 2009 A	2009/12/11	2009/12/15
68968	Deutsche Bank AG - HSI R Bull CBBC May 2010 Y	2009/12/11	2009/12/14
64830	Deutsche Bank AG - ICBC R Bear CBBC Dec 2009 A	2009/12/11	2009/12/15
65245	SGA Societe Generale Acceptance N.V.-CTel R Bull CBBC Jan10B	2009/12/11	2009/12/14
67837	SGA Societe Generale Acceptance NV-Angang R Bear CBBC Mar10D	2009/12/11	2009/12/14
68973	UBS AG - A50 China R Bear CBBC Mar 2010 N	2009/12/11	2009/12/14
64601	UBS AG - A50 China R Bull CBBC Dec 2009 L	2009/12/11	2009/12/15
68463	UBS AG - Angang Steel R Bear CBBC Mar 2010 B	2009/12/11	2009/12/14
63354	UBS AG - BOCL R Bull CBBC Dec 2009 C	2009/12/11	2009/12/15
62707	UBS AG - CC Bank R Bull CBBC Dec 2009 A	2009/12/11	2009/12/15
63826	UBS AG - CC Bank R Bull CBBC Dec 2009 E	2009/12/11	2009/12/15
68976	UBS AG - China Life R Bull CBBC Mar 2010 Q	2009/12/11	2009/12/14
64645	UBS AG - CM Bank R Bull CBBC Dec 2009 B	2009/12/11	2009/12/15
63156	UBS AG - HS Bank R Bull CBBC Dec 2009 F	2009/12/11	2009/12/15
63046	UBS AG - HSBC R Bull CBBC Dec 2009 B	2009/12/11	2009/12/15
63084	UBS AG - HSBC R Bull CBBC Dec 2009 C	2009/12/11	2009/12/15
63107	UBS AG - HSBC R Bull CBBC Dec 2009 D	2009/12/11	2009/12/15
63108	UBS AG - HSBC R Bull CBBC Dec 2009 E	2009/12/11	2009/12/15
63832	UBS AG - HSBC R Bull CBBC Dec 2009 I	2009/12/11	2009/12/15
63980	UBS AG - HSBC R Bull CBBC Dec 2009 J	2009/12/11	2009/12/15
68969	UBS AG - HSI R Bull CBBC Apr 2010 Y	2009/12/11	2009/12/14
63021	UBS AG - Hutchison R Bull CBBC Dec 2009 A	2009/12/11	2009/12/15
63057	UBS AG - Hutchison R Bull CBBC Dec 2009 B	2009/12/11	2009/12/15
67723	UBS AG - TCH R Bear CBBC Feb 2010 B	2009/12/11	2009/12/14
67992	ABN AMRO Bank N.V. - TCH R Bear CBBC Mar 2010 E	2009/12/14	2009/12/15
67070	Credit Suisse - China Mobile R Bull CBBC Feb 2010 A	2009/12/14	2009/12/15
68899	Credit Suisse AG - A50 China R Bull CBBC Apr 2010 E	2009/12/14	2009/12/15
68936	Credit Suisse AG - China Life R Bull CBBC May 2010 H	2009/12/14	2009/12/15
68979	Credit Suisse AG - HSI R Bull CBBC Apr 2010 T	2009/12/14	2009/12/15
68939	Deutsche Bank AG - CC Bank R Bull CBBC May 2010 C	2009/12/14	2009/12/15
68971	Deutsche Bank AG - China Life R Bull CBBC May 2010 J	2009/12/14	2009/12/15
68977	Deutsche Bank AG - HSI R Bull CBBC May 2010 Z	2009/12/14	2009/12/15
68951	HK Bank - CC Bank R Bull CBBC Apr 2010 A	2009/12/14	2009/12/15
63924	KBC Fin Products Int'l Ltd. - HSBC R Bull CBBC Dec 2009 C	2009/12/14	2009/12/16
65039	KBC Fin Products Int'l Ltd. - SHK Ppt R Bull CBBC Dec 2009 B	2009/12/14	2009/12/16
64651	SGA Societe Generale Acceptance N.V.-CMob R Bull CBBC Jan10A	2009/12/14	2009/12/15
68043	SGA Societe Generale Acceptance N.V.-TCH R Bear CBBC Mar10C	2009/12/14	2009/12/15
68878	UBS AG - BOCL R Bull CBBC Mar 2010 E	2009/12/14	2009/12/15
68693	UBS AG - China Life R Bull CBBC Mar 2010 K	2009/12/14	2009/12/15
68975	UBS AG - HSI R Bull CBBC Apr 2010 R	2009/12/14	2009/12/15
68316	UBS AG - Ping An R Bull CBBC Feb 2010 L	2009/12/14	2009/12/15
68673	UBS AG - Sinopec Corp R Bear CBBC Mar 2010 B	2009/12/14	2009/12/15
67945	UBS AG - TCH R Bear CBBC Mar 2010 B	2009/12/14	2009/12/15
68993	Credit Suisse AG - HSI R Bull CBBC Apr 2010 O	2009/12/15	2009/12/16
66974	KBC Fin Products Int'l Ltd. - A50 China R Bear CBBC Dec 09H	2009/12/15	2009/12/17
68997	KBC Fin Products Int'l Ltd. - China Life R Bull CBBC Mar 10F	2009/12/15	2009/12/16
63266	SGA Societe Generale Acceptance N.V.-CCHC R Bull CBBC Dec09B	2009/12/15	2009/12/17
63427	SGA Societe Generale Acceptance N.V.-CMob R Bull CBBC Dec09B	2009/12/15	2009/12/17
63393	SGA Societe Generale Acceptance N.V.-HKEx R Bull CBBC Dec09B	2009/12/15	2009/12/17
63713	SGA Societe Generale Acceptance N.V.-HKEx R Bull CBBC Dec09C	2009/12/15	2009/12/17
63792	SGA Societe Generale Acceptance N.V.-TCH R Bull CBBC Dec09E	2009/12/15	2009/12/17
63424	SGA Societe Generale Acceptance N.V.-CCoal R Bull CBBC Dec09A	2009/12/15	2009/12/17
63787	SGA Societe Generale Acceptance N.V.-CK(H) R Bull CBBC Dec09A	2009/12/15	2009/12/17
63710	SGA Societe Generale Acceptance N.V.-CLife R Bull CBBC Dec09I	2009/12/15	2009/12/17
63790	SGA Societe Generale Acceptance N.V.-CNOOC R Bull CBBC Dec09B	2009/12/15	2009/12/17
63795	SGA Societe Generale Acceptance NV-PingAn R Bull CBBC Dec09B	2009/12/15	2009/12/17
68991	UBS AG - China Mobile R Bull CBBC Mar 2010 L	2009/12/15	2009/12/16
68992	UBS AG - HKEx R Bull CBBC Mar 2010 E	2009/12/15	2009/12/16
68990	UBS AG - HSI R Bull CBBC Jun 2010 H	2009/12/15	2009/12/16
68408	UBS AG - TCH R Bear CBBC Mar 2010 C	2009/12/15	2009/12/16
69023	Credit Suisse AG - HSI R Bear CBBC Apr 2010 N	2009/12/16	2009/12/17



## List of expired CBBC, 2009 (continued)

Code	CBBC	Last trading date	Delisted date
69010	Credit Suisse AG - HSI R Bull CBBC Apr 2010 P	2009/12/16	2009/12/17
69021	Deutsche Bank AG - HSI R Bear CBBC Apr 2010 O	2009/12/16	2009/12/17
69012	Deutsche Bank AG - HSI R Bear CBBC Mar 2010 H	2009/12/16	2009/12/17
69011	Deutsche Bank AG - HSI R Bull CBBC Jun 2010 D	2009/12/16	2009/12/17
69009	Deutsche Bank AG - HSI R Bull CBBC May 2010 D	2009/12/16	2009/12/17
68999	KBC Fin Products Int'l Ltd. - A50 China R Bull CBBC Mar 10D	2009/12/16	2009/12/17
69013	KBC Fin Products Int'l Ltd. - HSI R Bull CBBC Mar 2010 L	2009/12/16	2009/12/17
67659	SGA Societe Generale Acceptance N.V.-CCHC R Bull CBBC Mar10A	2009/12/16	2009/12/17
67548	UBS AG - CCHC R Bull CBBC Feb 2010 J	2009/12/16	2009/12/17
69016	UBS AG - HKEx R Bear CBBC Mar 2010 F	2009/12/16	2009/12/17
69017	UBS AG - HSBC R Bear CBBC Apr 2010 F	2009/12/16	2009/12/17
69007	UBS AG - HSBC R Bull CBBC Apr 2010 E	2009/12/16	2009/12/17
69019	UBS AG - HSI R Bear CBBC Mar 2010 Q	2009/12/16	2009/12/17
69014	UBS AG - HSI R Bull CBBC Mar 2010 M	2009/12/16	2009/12/17
69008	UBS AG - HSI R Bull CBBC Mar 2010 U	2009/12/16	2009/12/17
68884	UBS AG - Petrochina R Bull CBBC Mar 2010 B	2009/12/16	2009/12/17
66551	ABN AMRO Bank N.V. - China Tel R Bull CBBC Feb 2010 A	2009/12/17	2009/12/18
65675	ABN AMRO Bank N.V. - DJIA R Bull CBBC Dec 2009 A	2009/12/17	2009/12/21
65676	ABN AMRO Bank N.V. - DJIA R Bull CBBC Dec 2009 B	2009/12/17	2009/12/21
66353	ABN AMRO Bank N.V. - DJIA R Bull CBBC Dec 2009 E	2009/12/17	2009/12/21
68920	ABN AMRO Bank N.V. - HSCEI R Bull CBBC Mar 2010 A	2009/12/17	2009/12/18
68844	ABN AMRO Bank N.V. - HSI R Bull CBBC Mar 2010 I	2009/12/17	2009/12/18
68841	ABN AMRO Bank N.V. - Jiangxi Copper R Bull CBBC Mar 2010 B	2009/12/17	2009/12/18
68839	BNP Paribas Arbit Issu B.V. - HSI R Bull CBBC Apr 2010 J	2009/12/17	2009/12/18
68601	CC Rabobank B.A. - A50 China R Bull CBBC Jun 2010 A	2009/12/17	2009/12/18
68814	CC Rabobank B.A. - HSI R Bull CBBC Jun 2010 W	2009/12/17	2009/12/18
69038	Credit Suisse AG - HSI R Bear CBBC May 2010 U	2009/12/17	2009/12/18
68725	Credit Suisse AG - HSI R Bull CBBC Apr 2010 U	2009/12/17	2009/12/18
69031	Credit Suisse AG - HSI R Bull CBBC Apr 2010 Z	2009/12/17	2009/12/18
68831	Credit Suisse AG - HSI R Bull CBBC May 2010 K	2009/12/17	2009/12/18
68896	Credit Suisse AG - HSI R Bull CBBC May 2010 O	2009/12/17	2009/12/18
68892	Deutsche Bank AG - China Life R Bull CBBC May 2010 H	2009/12/17	2009/12/18
69036	Deutsche Bank AG - HSI R Bear CBBC Mar 2010 N	2009/12/17	2009/12/18
68860	Deutsche Bank AG - HSI R Bull CBBC Apr 2010 K	2009/12/17	2009/12/18
68724	Deutsche Bank AG - HSI R Bull CBBC Mar 2010 X	2009/12/17	2009/12/18
69032	Deutsche Bank AG - HSI R Bull CBBC May 2010 F	2009/12/17	2009/12/18
68848	Goldman Sachs SP (Asia) - HSI R Bull CBBC Apr 2010 O	2009/12/17	2009/12/18
64023	HK Bank - A50 R Bull CBBC Dec 2009 A	2009/12/17	2009/12/21
68959	HK Bank - A50 R Bull CBBC May 2010 A	2009/12/17	2009/12/18
63597	HK Bank - CC Bank R Bull CBBC Dec 2009 A	2009/12/17	2009/12/21
64856	HK Bank - China Mobile R Bear CBBC Dec 2009 A	2009/12/17	2009/12/21
68974	HK Bank - HSI R Bull CBBC Apr 2010 D	2009/12/17	2009/12/18
66724	KBC Fin Products Int'l Ltd. - A50 China R Bull CBBC Dec 09 F	2009/12/17	2009/12/21
66686	KBC Fin Products Int'l Ltd. - CHALCO R Bull CBBC Dec 2009 A	2009/12/17	2009/12/21
64155	KBC Fin Products Int'l Ltd. - HKEx R Bear CBBC Dec 2009 C	2009/12/17	2009/12/21
69040	KBC Fin Products Int'l Ltd. - HSI R Bear CBBC Mar 2010 K	2009/12/17	2009/12/18
68722	KBC Fin Products Int'l Ltd. - HSI R Bull CBBC Apr 2010 K	2009/12/17	2009/12/18
69035	KBC Fin Products Int'l Ltd. - HSI R Bull CBBC Apr 2010 N	2009/12/17	2009/12/18
68851	Merrill Lynch Int'l & Co. C.V. - HSI R Bull CBBC Jun 2010 G	2009/12/17	2009/12/18
68852	Merrill Lynch Int'l & Co. C.V. - HSI R Bull CBBC Jun 2010 H	2009/12/17	2009/12/18
68808	SGA Societe Generale Acceptance N.V. -HSI R Bull CBBC Jun10I	2009/12/17	2009/12/18
68809	SGA Societe Generale Acceptance N.V. -HSI R Bull CBBC Jun10J	2009/12/17	2009/12/18
68810	SGA Societe Generale Acceptance N.V. -HSI R Bull CBBC Jun10K	2009/12/17	2009/12/18
67831	SGA Societe Generale Acceptance NV-Esprit R Bull CBBC Apr10B	2009/12/17	2009/12/18
68697	UBS AG - A50 China R Bull CBBC Mar 2010 J	2009/12/17	2009/12/18
69034	UBS AG - China Mobile R Bull CBBC Apr 2010 C	2009/12/17	2009/12/18
68932	UBS AG - HSCEI R Bull CBBC Apr 2010 F	2009/12/17	2009/12/18
69047	UBS AG - HSI R Bear CBBC Apr 2010 I	2009/12/17	2009/12/18
68702	UBS AG - HSI R Bull CBBC Apr 2010 Q	2009/12/17	2009/12/18
68875	UBS AG - HSI R Bull CBBC Jul 2010 C	2009/12/17	2009/12/18
68732	UBS AG - HSI R Bull CBBC Jun 2010 U	2009/12/17	2009/12/18
69033	UBS AG - HSI R Bull CBBC Mar 2010 O	2009/12/17	2009/12/18
68698	UBS AG - HSI R Bull CBBC Mar 2010 P	2009/12/17	2009/12/18
68833	UBS AG - HSI R Bull CBBC May 2010 A	2009/12/17	2009/12/18
65287	ABN AMRO Bank N.V. - A50 China R Bear CBBC Dec 2009 N	2009/12/18	2009/12/22
64789	ABN AMRO Bank N.V. - A50 China R Bull CBBC Dec 2009 A	2009/12/18	2009/12/22
64790	ABN AMRO Bank N.V. - A50 China R Bull CBBC Dec 2009 B	2009/12/18	2009/12/22
69027	ABN AMRO Bank N.V. - A50 China R Bull CBBC Mar 2010 C	2009/12/18	2009/12/21
65084	ABN AMRO Bank N.V. - CC Bank R Bear CBBC Dec 2009 C	2009/12/18	2009/12/22
65077	ABN AMRO Bank N.V. - CC Bank R Bull CBBC Dec 2009 A	2009/12/18	2009/12/22
68843	ABN AMRO Bank N.V. - HSI R Bull CBBC Mar 2010 H	2009/12/18	2009/12/21
68838	BNP Paribas Arbit Issu B.V. - HSI R Bull CBBC Apr 2010 L	2009/12/18	2009/12/21
69083	BNP Paribas Arbit Issu B.V. - HSI R Bull CBBC Apr 2010 W	2009/12/18	2009/12/21
68813	CC Rabobank B.A. - HSI R Bull CBBC Jun 2010 V	2009/12/18	2009/12/21
68223	Credit Suisse - A50 China R Bull CBBC Mar 2010 E	2009/12/18	2009/12/21
68830	Credit Suisse AG - HSI R Bull CBBC May 2010 J	2009/12/18	2009/12/21
68895	Credit Suisse AG - HSI R Bull CBBC May 2010 N	2009/12/18	2009/12/21
69084	Credit Suisse AG - HSI R Bull CBBC May 2010 X	2009/12/18	2009/12/21
69085	Credit Suisse AG - HSI R Bull CBBC May 2010 Y	2009/12/18	2009/12/21
68224	Deutsche Bank AG - A50 China R Bull CBBC May 2010 A	2009/12/18	2009/12/21
65107	Deutsche Bank AG - CC Bank R Bear CBBC Dec 2009 E	2009/12/18	2009/12/22
64848	Deutsche Bank AG - CC Bank R Bull CBBC Dec 2009 D	2009/12/18	2009/12/22
65051	Deutsche Bank AG - China Life R Bull CBBC Dec 2009 F	2009/12/18	2009/12/22
65052	Deutsche Bank AG - China Life R Bull CBBC Dec 2009 G	2009/12/18	2009/12/22
69090	Deutsche Bank AG - HSI R Bull CBBC Jun 2010 E	2009/12/18	2009/12/21
68723	Deutsche Bank AG - HSI R Bull CBBC Mar 2010 O	2009/12/18	2009/12/21
69074	Deutsche Bank AG - HSI R Bull CBBC May 2010 J	2009/12/18	2009/12/21

## List of expired CBBC, 2009 (continued)

Code	CBBC	Last trading date	Delisted date
69099	Goldman Sachs SP (Asia) - HSI R Bull CBBC Mar 2010 D	2009/12/18	2009/12/21
69100	Goldman Sachs SP (Asia) - HSI R Bull CBBC Mar 2010 F	2009/12/18	2009/12/21
68847	Goldman Sachs SP (Asia) - HSI R Bull CBBC Mar 2010 H	2009/12/18	2009/12/21
68950	HK Bank - CHALCO R Bull CBBC May 2010 A	2009/12/18	2009/12/21
68952	HK Bank - China Life R Bull CBBC Apr 2010 A	2009/12/18	2009/12/21
67742	KBC Fin Products Int'l Ltd. - A50 China R Bull CBBC Feb 10 B	2009/12/18	2009/12/21
68656	KBC Fin Products Int'l Ltd. - China Life R Bull CBBC Apr 10A	2009/12/18	2009/12/21
68721	KBC Fin Products Int'l Ltd. - HSI R Bull CBBC Mar 2010 A	2009/12/18	2009/12/21
69098	KBC Fin Products Int'l Ltd. - HSI R Bull CBBC Mar 2010 W	2009/12/18	2009/12/21
68435	KBC Fin Products Int'l Ltd. - Jiangxi C R Bull CBBC Apr 10 A	2009/12/18	2009/12/21
68850	Merrill Lynch Int'l & Co. C.V. - HSI R Bull CBBC Jun 2010 F	2009/12/18	2009/12/21
68257	SGA Societe Generale Acceptance N.V. -A50 R Bull CBBC Mar10B	2009/12/18	2009/12/21
69063	SGA Societe Generale Acceptance N.V. -HSI R Bull CBBC Jun10C	2009/12/18	2009/12/21
69064	SGA Societe Generale Acceptance N.V. -HSI R Bull CBBC Jun10D	2009/12/18	2009/12/21
69080	SGA Societe Generale Acceptance N.V. -HSI R Bull CBBC Jun10E	2009/12/18	2009/12/21
69081	SGA Societe Generale Acceptance N.V. -HSI R Bull CBBC Jun10F	2009/12/18	2009/12/21
68806	SGA Societe Generale Acceptance N.V. -HSI R Bull CBBC Jun10G	2009/12/18	2009/12/21
68807	SGA Societe Generale Acceptance N.V. -HSI R Bull CBBC Jun10H	2009/12/18	2009/12/21
69082	SGA Societe Generale Acceptance N.V. -HSI R Bull CBBC Jun10R	2009/12/18	2009/12/21
62729	SGA Societe Generale Acceptance N.V. -CMob R Bull CBBC Dec09A	2009/12/18	2009/12/22
63066	SGA Societe Generale Acceptance N.V. -CTel R Bear CBBC Dec09A	2009/12/18	2009/12/22
62812	SGA Societe Generale Acceptance N.V. -TCH R Bull CBBC Dec09B	2009/12/18	2009/12/22
63065	SGA Societe Generale Acceptance N.V. -CP&CC R Bull CBBC Dec09A	2009/12/18	2009/12/22
68546	SGA Societe Generale Acceptance NV -JiangC R Bull CBBC Mar10B	2009/12/18	2009/12/21
69094	UBS AG - A50 China R Bull CBBC Apr 2010 C	2009/12/18	2009/12/21
62271	UBS AG - A50 China R Bull CBBC Dec 2009 B	2009/12/18	2009/12/22
62272	UBS AG - A50 China R Bull CBBC Dec 2009 C	2009/12/18	2009/12/22
63745	UBS AG - A50 China R Bull CBBC Dec 2009 K	2009/12/18	2009/12/22
69091	UBS AG - Angang Steel R Bull CBBC Mar 2010 C	2009/12/18	2009/12/21
64388	UBS AG - CC Bank R Bull CBBC Dec 2009 G	2009/12/18	2009/12/22
67617	UBS AG - CC Bank R Bull CBBC Feb 2010 J	2009/12/18	2009/12/21
63741	UBS AG - China Life R Bull CBBC Dec 2009 B	2009/12/18	2009/12/22
64391	UBS AG - China Life R Bull CBBC Dec 2009 F	2009/12/18	2009/12/22
68733	UBS AG - China Life R Bull CBBC Mar 2010 L	2009/12/18	2009/12/21
69093	UBS AG - China Life R Bull CBBC May 2010 B	2009/12/18	2009/12/21
61880	UBS AG - China Mobile R Bear CBBC Dec 2009 C	2009/12/18	2009/12/22
61879	UBS AG - China Mobile R Bear CBBC Dec 2009 D	2009/12/18	2009/12/22
62267	UBS AG - China Mobile R Bull CBBC Dec 2009 E	2009/12/18	2009/12/22
63742	UBS AG - China Mobile R Bull CBBC Dec 2009 F	2009/12/18	2009/12/22
63743	UBS AG - CNOOC R Bull CBBC Dec 2009 F	2009/12/18	2009/12/22
68231	UBS AG - CUni R Bull CBBC Feb 2010 H	2009/12/18	2009/12/21
63744	UBS AG - HKEx R Bull CBBC Dec 2009 D	2009/12/18	2009/12/22
63831	UBS AG - HKEx R Bull CBBC Dec 2009 E	2009/12/18	2009/12/22
63863	UBS AG - HKEx R Bull CBBC Dec 2009 G	2009/12/18	2009/12/22
68731	UBS AG - HSI R Bull CBBC Apr 2010 M	2009/12/18	2009/12/21
68834	UBS AG - HSI R Bull CBBC Apr 2010 V	2009/12/18	2009/12/21
69097	UBS AG - HSI R Bull CBBC Jun 2010 J	2009/12/18	2009/12/21
69096	UBS AG - HSI R Bull CBBC Mar 2010 V	2009/12/18	2009/12/21
68462	UBS AG - Jiangxi Copper R Bull CBBC Mar 2010 O	2009/12/18	2009/12/21
63834	UBS AG - Petrochina R Bull CBBC Dec 2009 B	2009/12/18	2009/12/22
63981	UBS AG - Petrochina R Bull CBBC Dec 2009 D	2009/12/18	2009/12/22
68996	UBS AG - R&F R Bull CBBC Mar 2010 A	2009/12/18	2009/12/21
65019	UBS AG - SHK Ppt R Bull CBBC Dec 2009 A	2009/12/18	2009/12/22
63835	UBS AG - Sinopec Corp R Bear CBBC Dec 2009 B	2009/12/18	2009/12/22
67947	ABN AMRO Bank N.V. - PetCh R Bull CBBC Mar 2010 C	2009/12/21	2009/12/22
67589	BNP Paribas Arbit Issu B.V. - HSI R Bull CBBC Apr 2010 H	2009/12/21	2009/12/22
67701	BNP Paribas Arbit Issu B.V. - HSI R Bull CBBC May 2010 A	2009/12/21	2009/12/22
67674	CC Rabobank B.A. - HSI R Bull CBBC Apr 2010 C	2009/12/21	2009/12/22
67573	Credit Suisse - HSI R Bull CBBC Feb 2010 W	2009/12/21	2009/12/22
68291	Credit Suisse AG - China Life R Bull CBBC May 2010 B	2009/12/21	2009/12/22
69115	Credit Suisse AG - HSI R Bull CBBC May 2010 Z	2009/12/21	2009/12/22
68278	Deutsche Bank AG - China Life R Bull CBBC Mar 2010 K	2009/12/21	2009/12/22
67662	Deutsche Bank AG - HSI R Bull CBBC Apr 2010 Z	2009/12/21	2009/12/22
67600	Deutsche Bank AG - HSI R Bull CBBC Mar 2010 A	2009/12/21	2009/12/22
69116	Deutsche Bank AG - HSI R Bull CBBC May 2010 A	2009/12/21	2009/12/22
68228	Deutsche Bank AG - HSI R Bull CBBC May 2010 K	2009/12/21	2009/12/22
67593	Goldman Sachs SP (Asia) - HSI R Bull CBBC May 2010 P	2009/12/21	2009/12/22
67953	HK Bank - A50 R Bull CBBC Mar 2010 D	2009/12/21	2009/12/22
69049	KBC Fin Products Int'l Ltd. - China Life R Bull CBBC Apr 10C	2009/12/21	2009/12/22
67581	KBC Fin Products Int'l Ltd. - HSI R Bull CBBC Mar 2010 V	2009/12/21	2009/12/22
67797	SGA Societe Generale Acceptance N.V. -HSI R Bull CBBC Mar10H	2009/12/21	2009/12/22
67630	SGA Societe Generale Acceptance N.V. -HSI R Bull CBBC May10P	2009/12/21	2009/12/22
69060	SGA Societe Generale Acceptance N.V.-CLife R Bull CBBC Mar10F	2009/12/21	2009/12/22
67964	SGA Societe Generale Acceptance NV -HSCEI R Bull CBBC Feb10E	2009/12/21	2009/12/22
67664	UBS AG - A50 China R Bull CBBC Feb 2010 S	2009/12/21	2009/12/22
68193	UBS AG - China Life R Bull CBBC Feb 2010 X	2009/12/21	2009/12/22
69112	UBS AG - China Life R Bull CBBC May 2010 C	2009/12/21	2009/12/22
69113	UBS AG - China Mobile R Bear CBBC Apr 2010 D	2009/12/21	2009/12/22
69122	UBS AG - HSI R Bull CBBC Apr 2010 N	2009/12/21	2009/12/22
68701	UBS AG - HSI R Bull CBBC Apr 2010 U	2009/12/21	2009/12/22
67582	UBS AG - HSI R Bull CBBC Jan 2010 X	2009/12/21	2009/12/22
67658	UBS AG - HSI R Bull CBBC May 2010 J	2009/12/21	2009/12/22
68953	HK Bank - China Mobile R Bull CBBC Apr 2010 A	2009/12/22	2009/12/23
67100	KBC Fin Products Int'l Ltd. - Ch Mobile R Bear CBBC Dec 09A	2009/12/22	2009/12/24
63788	SGA Societe Generale Acceptance N.V.-CCHC R Bull CBBC Dec09E	2009/12/22	2009/12/24
63391	SGA Societe Generale Acceptance N.V.-CMB R Bull CBBC Dec 09A	2009/12/22	2009/12/24
63566	SGA Societe Generale Acceptance N.V.-CMob R Bull CBBC Dec09C	2009/12/22	2009/12/24



## List of expired CBBC, 2009 (continued)

Code	CBBC	Last trading date	Delisted date
64130	SGA Societe Generale Acceptance N.V.-CMob R Bull CBBC Dec09D	2009/12/22	2009/12/24
63652	SGA Societe Generale Acceptance N.V.-CTel R Bull CBBC Dec09B	2009/12/22	2009/12/24
63653	SGA Societe Generale Acceptance N.V.-CUni R Bull CBBC Dec09B	2009/12/22	2009/12/24
63194	SGA Societe Generale Acceptance N.V.-CP&CC R Bull CBBC Dec09B	2009/12/22	2009/12/24
67974	SGA Societe Generale Acceptance N.V.-PetCh R Bull CBBC Mar10A	2009/12/22	2009/12/23
69136	UBS AG - HSI R Bull CBBC Jul 2010 G	2009/12/22	2009/12/23
69129	UBS AG - TCH R Bull CBBC Apr 2010 E	2009/12/22	2009/12/23
69138	Deutsche Bank AG - HSI R Bull CBBC Jun 2010 G	2009/12/23	2009/12/24
69141	KBC Fin Products Int'l Ltd. - HSI R Bull CBBC Mar 2010 B	2009/12/23	2009/12/24
64798	SGA Societe Generale Acceptance N.V.-CUni R Bull CBBC Jan10B	2009/12/23	2009/12/24
68695	UBS AG - HKEx R Bull CBBC Mar 2010 C	2009/12/23	2009/12/24
69139	UBS AG - HSBC R Bull CBBC Apr 2010 G	2009/12/23	2009/12/24
69140	UBS AG - HSI R Bull CBBC Mar 2010 U	2009/12/23	2009/12/24
69088	ABN AMRO Bank N.V. - Nikkei 225 R Bear CBBC Jun 2010 C	2009/12/24	2009/12/28
69166	BNP Paribas Arbit Issu B.V. - HSI R Bear CBBC May 2010 M	2009/12/24	2009/12/28
69175	Credit Suisse AG - HSI R Bear CBBC May 2010 I	2009/12/24	2009/12/28
69158	Credit Suisse AG - HSI R Bull CBBC May 2010 E	2009/12/24	2009/12/28
69167	Deutsche Bank AG - HSI R Bear CBBC Apr 2010 F	2009/12/24	2009/12/28
69161	Deutsche Bank AG - HSI R Bear CBBC Mar 2010 V	2009/12/24	2009/12/28
69154	Deutsche Bank AG - HSI R Bull CBBC May 2010 L	2009/12/24	2009/12/28
69157	Deutsche Bank AG - HSI R Bull CBBC May 2010 O	2009/12/24	2009/12/28
64019	HK Bank - CC Bank R Bull CBBC Dec 2009 C	2009/12/24	2009/12/29
64028	HK Bank - Sinopec Corp R Bear CBBC Dec 2009 A	2009/12/24	2009/12/29
69173	KBC Fin Products Int'l Ltd. - HSI R Bear CBBC Mar 2010 F	2009/12/24	2009/12/28
69163	KBC Fin Products Int'l Ltd. - HSI R Bull CBBC Apr 2010 P	2009/12/24	2009/12/28
69165	UBS AG - A50 China R Bull CBBC Apr 2010 D	2009/12/24	2009/12/28
64774	UBS AG - A50 China R Bull CBBC Dec 2009 M	2009/12/24	2009/12/29
64917	UBS AG - A50 China R Bull CBBC Dec 2009 N	2009/12/24	2009/12/29
64903	UBS AG - BOCL R Bull CBBC Dec 2009 F	2009/12/24	2009/12/29
65046	UBS AG - China Life R Bull CBBC Dec 2009 L	2009/12/24	2009/12/29
64723	UBS AG - China Mobile R Bear CBBC Dec 2009 K	2009/12/24	2009/12/29
69159	UBS AG - China Mobile R Bull CBBC Apr 2010 E	2009/12/24	2009/12/28
64721	UBS AG - CNOOC R Bear CBBC Dec 2009 N	2009/12/24	2009/12/29
64995	UBS AG - HKEx R Bull CBBC Dec 2009 T	2009/12/24	2009/12/29
62268	UBS AG - HS Bank R Bull CBBC Dec 2009 A	2009/12/24	2009/12/29
62593	UBS AG - HS Bank R Bull CBBC Dec 2009 D	2009/12/24	2009/12/29
69180	UBS AG - HSBC R Bear CBBC Apr 2010 H	2009/12/24	2009/12/28
69185	UBS AG - HSI R Bear CBBC Apr 2010 B	2009/12/24	2009/12/28
69160	UBS AG - HSI R Bull CBBC Mar 2010 M	2009/12/24	2009/12/28
64823	UBS AG - ICBC R Bull CBBC Dec 2009 A	2009/12/24	2009/12/29
64728	UBS AG - Petrochina R Bear CBBC Dec 2009 H	2009/12/24	2009/12/29
69170	ABN AMRO Bank N.V. - HSI R Bear CBBC Mar 2010 O	2009/12/28	2009/12/29
69142	BNP Paribas Arbit Issu B.V. - HSI R Bear CBBC Apr 2010 V	2009/12/28	2009/12/29
69190	CC Rabobank B.A. - HSI R Bear CBBC Jun 2010 J	2009/12/28	2009/12/29
69189	CC Rabobank B.A. - HSI R Bear CBBC Jun 2010 K	2009/12/28	2009/12/29
69229	Credit Suisse AG - HSI R Bear CBBC Jun 2010 I	2009/12/28	2009/12/29
69230	Credit Suisse AG - HSI R Bear CBBC Jun 2010 J	2009/12/28	2009/12/29
69146	Credit Suisse AG - HSI R Bear CBBC May 2010 F	2009/12/28	2009/12/29
69234	Credit Suisse AG - TCH R Bear CBBC Apr 2010 E	2009/12/28	2009/12/29
69247	Deutsche Bank AG - HSI R Bear CBBC Apr 2010 W	2009/12/28	2009/12/29
69143	Deutsche Bank AG - HSI R Bear CBBC Mar 2010 C	2009/12/28	2009/12/29
69227	Deutsche Bank AG - HSI R Bear CBBC Mar 2010 H	2009/12/28	2009/12/29
69177	Goldman Sachs SP (Asia) - HSI R Bear CBBC Apr 2010 N	2009/12/28	2009/12/29
69248	Goldman Sachs SP (Asia) - HSI R Bear CBBC May 2010 D	2009/12/28	2009/12/29
69235	KBC Fin Products Int'l Ltd. - HSI R Bear CBBC Mar 2010 C	2009/12/28	2009/12/29
69174	KBC Fin Products Int'l Ltd. - HSI R Bear CBBC Mar 2010 D	2009/12/28	2009/12/29
69233	SGA Societe Generale Acceptance N.V. - HSI R Bear CBBC Jun10J	2009/12/28	2009/12/29
69232	SGA Societe Generale Acceptance N.V. - HSI R Bear CBBC Jun10K	2009/12/28	2009/12/29
69193	SGA Societe Generale Acceptance N.V. - HSI R Bear CBBC Jun10M	2009/12/28	2009/12/29
69192	SGA Societe Generale Acceptance N.V. - HSI R Bear CBBC Jun10N	2009/12/28	2009/12/29
69191	SGA Societe Generale Acceptance N.V. - HSI R Bear CBBC Jun10O	2009/12/28	2009/12/29
69145	SGA Societe Generale Acceptance N.V. - HSI R Bear CBBC Jun10Q	2009/12/28	2009/12/29
69182	UBS AG - A50 China R Bear CBBC Apr 2010 E	2009/12/28	2009/12/29
69200	UBS AG - China Life R Bull CBBC May 2010 G	2009/12/28	2009/12/29
69149	UBS AG - HKEx R Bear CBBC May 2010 A	2009/12/28	2009/12/29
69238	UBS AG - HSI R Bear CBBC Jul 2010 I	2009/12/28	2009/12/29
69237	UBS AG - HSI R Bear CBBC Mar 2010 O	2009/12/28	2009/12/29
69147	UBS AG - HSI R Bear CBBC Mar 2010 Q	2009/12/28	2009/12/29
64580	ABN AMRO Bank N.V. - HSCEI R Bull CBBC Dec 2009 A	2009/12/29	2009/12/31
64581	ABN AMRO Bank N.V. - HSCEI R Bull CBBC Dec 2009 B	2009/12/29	2009/12/31
64608	ABN AMRO Bank N.V. - HSCEI R Bull CBBC Dec 2009 E	2009/12/29	2009/12/31
65771	ABN AMRO Bank N.V. - HSCEI R Bull CBBC Dec 2009 I	2009/12/29	2009/12/31
66203	ABN AMRO Bank N.V. - HSCEI R Bull CBBC Dec 2009 L	2009/12/29	2009/12/31
64921	ABN AMRO Bank N.V. - HSI R Bull CBBC Dec 2009 F	2009/12/29	2009/12/31
65238	ABN AMRO Bank N.V. - HSI R Bull CBBC Dec 2009 G	2009/12/29	2009/12/31
65772	ABN AMRO Bank N.V. - HSI R Bull CBBC Dec 2009 S	2009/12/29	2009/12/31
64836	ABN AMRO Bank N.V. - HSI R Bull CBBC Dec 2009 T	2009/12/29	2009/12/31
64837	ABN AMRO Bank N.V. - HSI R Bull CBBC Dec 2009 U	2009/12/29	2009/12/31
64838	ABN AMRO Bank N.V. - HSI R Bull CBBC Dec 2009 V	2009/12/29	2009/12/31
65284	ABN AMRO Bank N.V. - HSI R Bull CBBC Dec 2009 W	2009/12/29	2009/12/31
65239	ABN AMRO Bank N.V. - HSI R Bull CBBC Dec 2009 X	2009/12/29	2009/12/31
63895	Barclays Bank plc - HSI Bull CBBC Dec 2009 A	2009/12/29	2009/12/31
63896	Barclays Bank plc - HSI Bull CBBC Dec 2009 B	2009/12/29	2009/12/31
60648	BNP Paribas Arbit Issu B.V. - Ch Life R Bull CBBC Dec 2009 A	2009/12/29	2009/12/31
60558	BNP Paribas Arbit Issu B.V. - HSCEI R Bull CBBC Dec 2009 A	2009/12/29	2009/12/31
60630	BNP Paribas Arbit Issu B.V. - HSI R Bull CBBC Dec 2009 D	2009/12/29	2009/12/31
63729	BNP Paribas Arbit Issu B.V. - HSI R Bull CBBC Dec 2009 O	2009/12/29	2009/12/31

## List of expired CBBC, 2009 (continued)

Code	CBBC	Last trading date	Delisted date
63731	BNP Paribas Arbit Issu B.V. - HSI R Bull CBBC Dec 2009 P	2009/12/29	2009/12/31
63730	BNP Paribas Arbit Issu B.V. - HSI R Bull CBBC Dec 2009 R	2009/12/29	2009/12/31
62433	BNP Paribas Arbit Issu B.V. - HSI R Bull CBBC Dec 2009 S	2009/12/29	2009/12/31
62561	BNP Paribas Arbit Issu B.V. - HSI R Bull CBBC Dec 2009 U	2009/12/29	2009/12/31
62678	BNP Paribas Arbit Issu B.V. - HSI R Bull CBBC Dec 2009 V	2009/12/29	2009/12/31
62717	BNP Paribas Arbit Issu B.V. - HSI R Bull CBBC Dec 2009 W	2009/12/29	2009/12/31
63125	BNP Paribas Arbit Issu B.V. - HSI R Bull CBBC Dec 2009 X	2009/12/29	2009/12/31
62518	CC Rabobank B.A. - HSCEI R Bull CBBC Dec 2009 A	2009/12/29	2009/12/31
62793	CC Rabobank B.A. - HSCEI R Bull CBBC Dec 2009 C	2009/12/29	2009/12/31
63326	CC Rabobank B.A. - HSCEI R Bull CBBC Dec 2009 E	2009/12/29	2009/12/31
69249	CC Rabobank B.A. - HSI R Bear CBBC Jul 2010 A	2009/12/29	2009/12/30
64814	CC Rabobank B.A. - HSI R Bull CBBC Dec 2009 T	2009/12/29	2009/12/31
65936	Credit Suisse - HSI R Bear CBBC Dec 2009 O	2009/12/29	2009/12/31
66057	Credit Suisse - HSI R Bear CBBC Dec 2009 S	2009/12/29	2009/12/31
65922	Credit Suisse - HSI R Bull CBBC Dec 2009 A	2009/12/29	2009/12/31
65923	Credit Suisse - HSI R Bull CBBC Dec 2009 B	2009/12/29	2009/12/31
65924	Credit Suisse - HSI R Bull CBBC Dec 2009 C	2009/12/29	2009/12/31
65925	Credit Suisse - HSI R Bull CBBC Dec 2009 D	2009/12/29	2009/12/31
65926	Credit Suisse - HSI R Bull CBBC Dec 2009 E	2009/12/29	2009/12/31
69284	Credit Suisse AG - HSI R Bear CBBC Jun 2010 K	2009/12/29	2009/12/30
69283	Credit Suisse AG - HSI R Bear CBBC May 2010 Q	2009/12/29	2009/12/30
69276	Deutsche Bank AG - China Life R Bear CBBC Jun 2010 A	2009/12/29	2009/12/30
69282	Deutsche Bank AG - HSI R Bear CBBC Apr 2010 L	2009/12/29	2009/12/30
69281	Deutsche Bank AG - HSI R Bear CBBC Apr 2010 V	2009/12/29	2009/12/30
62821	Deutsche Bank AG - HSI R Bull CBBC Dec 2009 A	2009/12/29	2009/12/31
62822	Deutsche Bank AG - HSI R Bull CBBC Dec 2009 B	2009/12/29	2009/12/31
62844	Deutsche Bank AG - HSI R Bull CBBC Dec 2009 C	2009/12/29	2009/12/31
62845	Deutsche Bank AG - HSI R Bull CBBC Dec 2009 D	2009/12/29	2009/12/31
63201	Deutsche Bank AG - HSI R Bull CBBC Dec 2009 E	2009/12/29	2009/12/31
63846	Deutsche Bank AG - HSI R Bull CBBC Dec 2009 G	2009/12/29	2009/12/31
62888	Deutsche Bank AG - HSI R Bull CBBC Dec 2009 H	2009/12/29	2009/12/31
63643	Deutsche Bank AG - HSI R Bull CBBC Dec 2009 I	2009/12/29	2009/12/31
63853	Deutsche Bank AG - HSI R Bull CBBC Dec 2009 J	2009/12/29	2009/12/31
63070	Deutsche Bank AG - HSI R Bull CBBC Dec 2009 K	2009/12/29	2009/12/31
63071	Deutsche Bank AG - HSI R Bull CBBC Dec 2009 L	2009/12/29	2009/12/31
63072	Deutsche Bank AG - HSI R Bull CBBC Dec 2009 M	2009/12/29	2009/12/31
63073	Deutsche Bank AG - HSI R Bull CBBC Dec 2009 N	2009/12/29	2009/12/31
63644	Deutsche Bank AG - HSI R Bull CBBC Dec 2009 O	2009/12/29	2009/12/31
63847	Deutsche Bank AG - HSI R Bull CBBC Dec 2009 P	2009/12/29	2009/12/31
63854	Deutsche Bank AG - HSI R Bull CBBC Dec 2009 Q	2009/12/29	2009/12/31
63200	Deutsche Bank AG - HSI R Bull CBBC Dec 2009 R	2009/12/29	2009/12/31
62983	Deutsche Bank AG - HSI R Bull CBBC Dec 2009 S	2009/12/29	2009/12/31
63011	Deutsche Bank AG - HSI R Bull CBBC Dec 2009 T	2009/12/29	2009/12/31
64317	Deutsche Bank AG - HSI R Bull CBBC Dec 2009 U	2009/12/29	2009/12/31
64205	Deutsche Bank AG - HSI R Bull CBBC Dec 2009 W	2009/12/29	2009/12/31
69292	Goldman Sachs SP (Asia) - HSI R Bear CBBC Apr 2010 C	2009/12/29	2009/12/30
63875	Goldman Sachs SP (Asia) - HSI R Bull CBBC Dec 2009 A	2009/12/29	2009/12/31
63876	Goldman Sachs SP (Asia) - HSI R Bull CBBC Dec 2009 B	2009/12/29	2009/12/31
64115	Goldman Sachs SP (Asia) - HSI R Bull CBBC Dec 2009 H	2009/12/29	2009/12/31
64116	Goldman Sachs SP (Asia) - HSI R Bull CBBC Dec 2009 I	2009/12/29	2009/12/31
64117	Goldman Sachs SP (Asia) - HSI R Bull CBBC Dec 2009 J	2009/12/29	2009/12/31
64118	Goldman Sachs SP (Asia) - HSI R Bull CBBC Dec 2009 K	2009/12/29	2009/12/31
65090	HK Bank - HSCEI R Bull CBBC Dec 2009 A	2009/12/29	2009/12/31
62768	HK Bank - HSI R Bull CBBC Dec 2009 A	2009/12/29	2009/12/31
62772	HK Bank - HSI R Bull CBBC Dec 2009 B	2009/12/29	2009/12/31
62850	HK Bank - HSI R Bull CBBC Dec 2009 C	2009/12/29	2009/12/31
62851	HK Bank - HSI R Bull CBBC Dec 2009 D	2009/12/29	2009/12/31
63396	HK Bank - HSI R Bull CBBC Dec 2009 H	2009/12/29	2009/12/31
64426	HK Bank - HSI R Bull CBBC Dec 2009 K	2009/12/29	2009/12/31
61222	KBC Fin Products Int'l Ltd. - HSI R Bear CBBC Dec 2009 A	2009/12/29	2009/12/31
61223	KBC Fin Products Int'l Ltd. - HSI R Bear CBBC Dec 2009 B	2009/12/29	2009/12/31
62415	KBC Fin Products Int'l Ltd. - HSI R Bull CBBC Dec 2009 C	2009/12/29	2009/12/31
62416	KBC Fin Products Int'l Ltd. - HSI R Bull CBBC Dec 2009 D	2009/12/29	2009/12/31
62417	KBC Fin Products Int'l Ltd. - HSI R Bull CBBC Dec 2009 E	2009/12/29	2009/12/31
63759	KBC Fin Products Int'l Ltd. - HSI R Bull CBBC Dec 2009 G	2009/12/29	2009/12/31
63760	KBC Fin Products Int'l Ltd. - HSI R Bull CBBC Dec 2009 H	2009/12/29	2009/12/31
65194	KBC Fin Products Int'l Ltd. - HSI R Bull CBBC Dec 2009 J	2009/12/29	2009/12/31
65333	KBC Fin Products Int'l Ltd. - HSI R Bull CBBC Dec 2009 M	2009/12/29	2009/12/31
65334	KBC Fin Products Int'l Ltd. - HSI R Bull CBBC Dec 2009 O	2009/12/29	2009/12/31
65406	KBC Fin Products Int'l Ltd. - HSI R Bull CBBC Dec 2009 R	2009/12/29	2009/12/31
66807	KBC Fin Products Int'l Ltd. - HSI R Bull CBBC Dec 2009 V	2009/12/29	2009/12/31
65862	Macquarie Bank Ltd. - HSI R Bear CBBC Dec 2009 J	2009/12/29	2009/12/31
62493	Macquarie Bank Ltd. - HSI R Bull CBBC Dec 2009 B	2009/12/29	2009/12/31
62725	Macquarie Bank Ltd. - HSI R Bull CBBC Dec 2009 C	2009/12/29	2009/12/31
63159	Macquarie Bank Ltd. - HSI R Bull CBBC Dec 2009 D	2009/12/29	2009/12/31
65447	Macquarie Bank Ltd. - HSI R Bull CBBC Dec 2009 H	2009/12/29	2009/12/31
65584	Macquarie Bank Ltd. - HSI R Bull CBBC Dec 2009 I	2009/12/29	2009/12/31
62852	Macquarie Bank Ltd. - SHK Ppt R Bull CBBC Dec 2009 A	2009/12/29	2009/12/31
69270	SGA Societe Generale Acceptance N.V. - HSI R Bear CBBC Jun10I	2009/12/29	2009/12/30
63780	SGA Societe Generale Acceptance N.V. - HSI R Bull CBBC Dec09A	2009/12/29	2009/12/31
63781	SGA Societe Generale Acceptance N.V. - HSI R Bull CBBC Dec09B	2009/12/29	2009/12/31
63909	SGA Societe Generale Acceptance N.V. - HSI R Bull CBBC Dec09E	2009/12/29	2009/12/31
63910	SGA Societe Generale Acceptance N.V. - HSI R Bull CBBC Dec09F	2009/12/29	2009/12/31
64889	SGA Societe Generale Acceptance N.V. - HSI R Bull CBBC Dec09H	2009/12/29	2009/12/31
64890	SGA Societe Generale Acceptance N.V. - HSI R Bull CBBC Dec09I	2009/12/29	2009/12/31
64927	SGA Societe Generale Acceptance N.V. - HSI R Bull CBBC Dec09K	2009/12/29	2009/12/31
64928	SGA Societe Generale Acceptance N.V. - HSI R Bull CBBC Dec09L	2009/12/29	2009/12/31

**List of expired CBBC, 2009 (continued)**

Code	CBBC	Last trading date	Delisted date
63476	SGA Societe Generale Acceptance N.V.-TCH R Bull CBBC Dec 09D	2009/12/29	2009/12/31
63475	SGA Societe Generale Acceptance N.V.-CP&CC R Bear CBBC Dec09E	2009/12/29	2009/12/31
61940	SGA Societe Generale Acceptance N.V.-CRail R Bull CBBC Dec09A	2009/12/29	2009/12/31
64713	SGA Societe Generale Acceptance NV -HSCEI R Bull CBBC Dec09A	2009/12/29	2009/12/31
63514	SGA Societe Generale Acceptance NV-BOC HK R Bull CBBC Dec09A	2009/12/29	2009/12/31
63523	SGA Societe Generale Acceptance NV-BOC HK R Bull CBBC Dec09C	2009/12/29	2009/12/31
63513	SGA Societe Generale Acceptance NV-CHALCO R Bull CBBC Dec09A	2009/12/29	2009/12/31
63522	SGA Societe Generale Acceptance NV-CHALCO R Bull CBBC Dec09C	2009/12/29	2009/12/31
63515	SGA Societe Generale Acceptance NV-JiangC R Bull CBBC Dec09A	2009/12/29	2009/12/31
63525	SGA Societe Generale Acceptance NV-JiangC R Bull CBBC Dec09C	2009/12/29	2009/12/31
69288	UBS AG - China Life R Bear CBBC May 2010 J	2009/12/29	2009/12/30
64537	UBS AG - HSCEI R Bear CBBC Dec 2009 C	2009/12/29	2009/12/31
69289	UBS AG - HSCEI R Bear CBBC May 2010 C	2009/12/29	2009/12/30
64257	UBS AG - HSCEI R Bull CBBC Dec 2009 B	2009/12/29	2009/12/31
66000	UBS AG - HSI R Bear CBBC Dec 2009 C	2009/12/29	2009/12/31
69291	UBS AG - HSI R Bear CBBC Jun 2010 M	2009/12/29	2009/12/30
69290	UBS AG - HSI R Bear CBBC Mar 2010 V	2009/12/29	2009/12/30
63153	UBS AG - HSI R Bull CBBC Dec 2009 H	2009/12/29	2009/12/31
63212	UBS AG - HSI R Bull CBBC Dec 2009 K	2009/12/29	2009/12/31
66752	UBS AG - HSI R Bull CBBC Dec 2009 L	2009/12/29	2009/12/31
64314	UBS AG - HSI R Bull CBBC Dec 2009 M	2009/12/29	2009/12/31
63703	UBS AG - HSI R Bull CBBC Dec 2009 P	2009/12/29	2009/12/31
66648	UBS AG - HSI R Bull CBBC Dec 2009 S	2009/12/29	2009/12/31
63752	UBS AG - HSI R Bull CBBC Dec 2009 U	2009/12/29	2009/12/31
63577	UBS AG - HSI R Bull CBBC Dec 2009 W	2009/12/29	2009/12/31
63860	UBS AG - HSI R Bull CBBC Dec 2009 Y	2009/12/29	2009/12/31
64404	UBS AG - HSI R Bull CBBC Dec 2009 Z	2009/12/29	2009/12/31
69231	Credit Suisse AG - A50 China R Bear CBBC Apr 2010 F	2009/12/30	2009/12/31
69299	Credit Suisse AG - HSI R Bear CBBC May 2010 S	2009/12/30	2009/12/31
69280	Deutsche Bank AG - A50 China R Bear CBBC May 2010 B	2009/12/30	2009/12/31
69309	Deutsche Bank AG - HSI R Bear CBBC Apr 2010 I	2009/12/30	2009/12/31
69302	HK Bank - HSI R Bear CBBC Apr 2010 H	2009/12/30	2009/12/31
69310	UBS AG - China Life R Bear CBBC May 2010 K	2009/12/30	2009/12/31
69311	UBS AG - China Mobile R Bear CBBC Apr 2010 G	2009/12/30	2009/12/31
69304	UBS AG - HSI R Bear CBBC Apr 2010 Q	2009/12/30	2009/12/31
69303	UBS AG - HSI R Bear CBBC Apr 2010 R	2009/12/30	2009/12/31
69306	UBS AG - HSI R Bear CBBC Jun 2010 L	2009/12/30	2009/12/31
69181	UBS AG - TCH R Bear CBBC Apr 2010 G	2009/12/30	2009/12/31

**Market value and trading for Callable Bull / Bear Contracts, 2006 – 2009**

Year/Month	Number*	Market value* (HK\$ mil.)	Turnover value (HK\$ mil.)	(%) of market total
2006	24	1,782.10	11,335.32	0.14
2007	131	20,406.20	71,379.93	0.33
2008	1,314	195,229.08	1,039,556.77	5.91
2009	1,692	91,190.57	1,676,064.95	10.86
2009	Jan	1,365	186,827.37	12.27
	Feb	1,504	174,367.31	15.51
	Mar	1,513	152,386.79	11.96
	Apr	1,510	134,337.71	12.96
	May	1,525	146,037.94	9.34
	Jun	1,620	153,963.94	10.56
	Jul	1,654	171,884.44	9.26
	Aug	1,889	148,344.39	10.61
	Sep	1,893	145,788.56	10.39
	Oct	1,734	123,689.72	9.87
	Nov	1,635	107,378.59	10.21
	Dec	1,692	91,190.57	10.66

Note: Callable Bull / Bear Contracts commenced trading on 12 June 2006

\* Month-end or year-end figures

## Market value and trading for Equity Linked Instrument, 2005 – 2009

Year/Month	Number*	Market value* (HK\$ mil.)	Turnover value (HK\$ mil.)	(%) of market total
2005	-	-	1.02	-
2006	-	-	-	-
2007	-	-	-	-
2008	-	-	-	-
2009	-	-	-	-
2009 Jan	-	-	-	-
2009 Feb	-	-	-	-
2009 Mar	-	-	-	-
2009 Apr	-	-	-	-
2009 May	-	-	-	-
2009 Jun	-	-	-	-
2009 Jul	-	-	-	-
2009 Aug	-	-	-	-
2009 Sep	-	-	-	-
2009 Oct	-	-	-	-
2009 Nov	-	-	-	-
2009 Dec	-	-	-	-

\* Month-end or year-end figures

## Newly listed debt securities

Code	Issuer/company	Name of issue	Issue price	Maturity date	Listing date
04186	Hong Kong Monetary Authority, The	0.75% Exchange Fund Notes 2011	100.320	2011/02/16	2009/02/17
04187	Hong Kong Monetary Authority, The	1.73% Exchange Fund Notes 2024	100.900	2024/02/20	2009/02/23
04306	CLP Power Hong Kong Financing Ltd.	3.28 Fixed Rate Notes 2024	100.000	2024/03/18	2009/03/18
04163 #	Hong Kong Monetary Authority, The	4.06% Exchange Fund Notes 2012	108.280	2012/03/19	2009/03/24
04188	Hong Kong Monetary Authority, The	1.67% Exchange Fund Notes 2014	100.230	2014/03/24	2009/03/25
04307	Kowloon-Canton Railway Corporation	5.125% Notes 2019	99.659	2019/05/20	2009/05/19
04189	Hong Kong Monetary Authority, The	0.64% Exchange Fund Notes 2011	100.300	2011/05/18	2009/05/19
04308	Power Regal Group Ltd.	2.25% Guaranteed Conv Bonds 2014	100.000	2014/06/02	2009/06/03
04190	Hong Kong Monetary Authority, The	2.64% Exchange Fund Notes 2019	96.650	2019/06/10	2009/06/10
04166 #	Hong Kong Monetary Authority, The	4.53% Exchange Fund Notes 2012	108.800 108.750	2012/06/18	2009/06/23
04191	Hong Kong Monetary Authority, The	2.46% Exchange Fund Notes 2014	100.760	2014/06/23	2009/06/24
04309	SRE Group Ltd.	RMB Denominated USD Settled 6% Conv Bonds2014	100.000	2014/07/23	2009/07/24
04310	Hong Kong Mortgage Corporation Ltd., The	3.50% Notes 2014	99.257	2014/08/04	2009/08/04
04192	Hong Kong Monetary Authority, The	0.43% Exchange Fund Notes 2011	99.650 99.630	2011/08/17	2009/08/18
04311	Swire Pacific MTN Financing Ltd.	3.50% Guaranteed Notes 2019	99.257	2019/08/20	2009/08/20
04193	Hong Kong Monetary Authority, The	2.60% Exchange Fund Notes 2024	102.060	2024/08/20	2009/08/21
04201	The Govt of the HKSAR of the PRC	0.92% Bonds 2011	100.650	2011/09/05	2009/09/04
04312	Henson Finance Ltd.	5.50% Guaranteed Notes 2019	99.795	2019/09/17	2009/09/18
04170 #	Hong Kong Monetary Authority, The	4.20% Exchange Fund Notes 2012	109.430 109.390	2012/09/17	2009/09/28
04194	Hong Kong Monetary Authority, The	1.69% Exchange Fund Notes 2014	99.750	2014/09/29	2009/09/29
04313	Joyous King Group Ltd.	3.30% Guaranteed Convertible Bonds 2014	100.000	2014/10/22	2009/10/23
04202	The Govt of the HKSAR of the PRC	2.07% Bonds 2014	100.410	2014/11/03	2009/11/04
04195	Hong Kong Monetary Authority, The	0.55% Exchange Fund Notes 2011	100.200 100.160	2011/11/16	2009/11/17
04196	Hong Kong Monetary Authority, The	2.16% Exchange Fund Notes 2019	98.280	2019/12/09	2009/12/09
04314	Cosway Corp	1-3.5% Irredeemable Con Unsecured Loan Sec 2019	100.000	2019/12/07	2009/12/10
04173 #	Hong Kong Monetary Authority, The	2.66% Exchange Fund Notes 2012	105.050	2012/12/17	2009/12/21
04197	Hong Kong Monetary Authority, The	1.69% Exchange Fund Notes 2014	99.920	2014/12/22	2009/12/22

# Further issue



## Withdrawal of listed debt securities

Code	Issuer	Particulars	Last trading date	Delisted date
01601	China Oil Resources Hldgs Ltd.	Early redemption of its issue of 0.5% Convertible Bonds due 2012	2009/01/12	2009/01/16
02524	MTR Corporation Ltd.	Redemption of its issue of 7.5% Notes due 2009	2009/01/30	2009/02/05
04161	Hong Kong Monetary Authority	Redemption of its issue of 4.00% Exchange Fund Notes due 2009	2009/02/11	2009/02/16
02575	Sh Ind Inv Treasury Co Ltd	Redemption of its issue of Zero Coupon Guar Exch Bonds due 2009	2009/03/11	2009/03/17
04121	Hong Kong Monetary Authority	Redemption of its issue of 2.52% Exchange Fund Notes due 2009	2009/03/19	2009/03/24
02545	Fubon Bank (Hong Kong) Ltd.	Redemption of its issue of Floating Rate Notes due 2009	2009/04/01	2009/04/07
02576	Far East Consortium Int'l	Redemption of its issue of Zero Coupon Conv. Bonds Apr due 2009	2009/04/07	2009/04/15
02530	Philippine Long Distance Telephone Co.	Redemption of its issue of 10.50% Notes due 2009	2009/04/08	2009/04/16
02587	Hong Kong Link 2004 Ltd.	Redemption of its issue of 3.60% Secured Retail Bonds due 2009	2009/05/04	2009/05/08
02531	China Development Bank	Redemption of its issue of 8.25% Bonds due 2009	2009/05/12	2009/05/18
04164	Hong Kong Monetary Authority	Redemption of its issue of 3.90% Exchange Fund Notes due 2009	2009/05/13	2009/05/18
02535	Malaysia	Redemption of its issue of 8.75% Notes due 2009	2009/05/26	2009/06/02
04057	Hong Kong Monetary Authority	Redemption of its issue of 7.21% Exchange Fund Notes due 2009	2009/06/04	2009/06/09
04125	Hong Kong Monetary Authority	Redemption of its issue of 3.70% Exchange Fund Notes due 2009	2009/06/18	2009/06/23
02591	Techtronic Industries Co Ltd	Redemption of its issue of Zero Coupon Conv Bonds due 2009	2009/07/03	2009/07/09
02559	Chaoda Modern Agr (Hldg) Ltd.	Early redemption of its issue of 0% Guar. Sec. Conv. Bonds due 2011	2009/07/17	2009/07/23
02580	The Govt of the HKSAR of the PRC	Redemption of its issue of 3.75% Notes due 2009	2009/07/20	2009/07/24
02539	Kowloon - Canton Railway Corporation - 100	Redemption of its issue of 7.25% Notes due 2009	2009/07/22	2009/07/28
02540	Kowloon - Canton Railway Corporation - 500			
02553	Shui On Con. and Mat. Ltd	Redemption of its issue of Zero Coupon Convertible Bonds due 2009	2009/07/28	2009/08/03
01501	The Link Finance (Cayman) 2006 Ltd.	Redemption of its issue of 5.12% Guar Notes due 2009	2009/07/30	2009/08/05
04168	Hong Kong Monetary Authority	Redemption of its issue of 4.25% Exchange Fund Notes due 2009	2009/08/12	2009/08/17
02561	Hengan Int'l Group Co. Ltd.	Early redemption of its issue of Zero Coupon Conv. Bonds due 2011	2009/08/14	2009/08/20
04128	Hong Kong Monetary Authority	Redemption of its issue of 3.18% Exchange Fund Notes due 2009	2009/09/23	2009/09/28
02597	Clear Media Ltd.	Redemption of its issue of Zero Coupon Convertible Bonds due 2009	2009/10/21	2009/10/28
02596	Wockhardt Ltd.	Redemption of its issue of Zero Coupon Convertible Bonds due 2009	2009/10/21	2009/10/28
02500	People's Republic of China - 100	Redemption of its issue of 3.75% Notes due 2009	2009/10/22	2009/10/29
02501	People's Republic of China - 1000			
01506	FU JI F&C Services Hldgs Ltd.	Redemption of its issue of Zero Coupon Convertible Bonds due 2009	2009/11/04	2009/11/10
02562	China Gas Holdings Ltd.	Early redemption of its issue of Zero Coupon Conv. Bonds due 2011	2009/11/09	2009/11/13
04171	Hong Kong Monetary Authority	Redemption of its issue of 3.00% Exchange Fund Notes due 2009	2009/11/11	2009/11/16
02598	XinAo Gas Holdings Ltd.	Redemption of its issue of Zero Coupon Convertible Bonds due 2009	2009/11/13	2009/11/17
04102	Hong Kong Monetary Authority	Redemption of its issue of 3.96% Exchange Fund Notes due 2009	2009/11/25	2009/11/30
04061	Hong Kong Monetary Authority	Redemption of its issue of 7.47% Exchange Fund Notes due 2009	2009/12/03	2009/12/08
02505	Standard Chartered Bank (Hong Kong) Ltd. - A	Early redemption of its issue of Notes due 2014	2009/12/07	2009/12/11
02506	Standard Chartered Bank (Hong Kong) Ltd. - B	Early redemption of its issue of Notes due 2014	2009/12/07	2009/12/11
02507	Standard Chartered Bank (Hong Kong) Ltd. - C	Early redemption of its issue of Notes due 2014	2009/12/07	2009/12/11
02508	Far East Consortium Int'l	Redemption of its issue of Zero Coupon Conv. Bonds Dec due 2009	2009/12/07	2009/12/11
04132	Hong Kong Monetary Authority	Redemption of its issue of 2.69% Exchange Fund Notes due 2009	2009/12/16	2009/12/21
02510	Feringghi Capital Ltd.	Redemption of its issue of Zero Coupon Guar. Exchg. Notes due 2009	2009/12/17	2009/12/23

## Debt securities trading by type of issue, 2005 – 2009

HK\$mil

Year/month	No. of issues	Bank	Corporation	State			Total
				State	corporation	Supranational	
2005	166	0.00	0.00	4.50	6.00	0.00	10.50
2006	180	0.00	0.00	1.90	4.35	0.00	6.25
2007	175	0.00	0.00	3.29	6.79	0.00	10.09
2008	172	0.00	0.00	1.30	6.10	0.00	7.39
2009	157	0.00	0.00	0.00	3.97	0.00	3.97
2009 Jan	171	0.00	0.00	0.00	0.15	0.00	0.15
Feb	171	0.00	0.00	0.00	1.45	0.00	1.45
Mar	171	0.00	0.00	0.00	1.32	0.00	1.32
Apr	168	0.00	0.00	0.00	0.20	0.00	0.20
May	167	0.00	0.00	0.00	0.26	0.00	0.26
Jun	167	0.00	0.00	0.00	0.05	0.00	0.05
Jul	164	0.00	0.00	0.00	0.05	0.00	0.05
Aug	164	0.00	0.00	0.00	0.10	0.00	0.10
Sep	166	0.00	0.00	0.00	0.21	0.00	0.21
Oct	164	0.00	0.00	0.00	0.10	0.00	0.10
Nov	161	0.00	0.00	0.00	0.00	0.00	0.00
Dec	157	0.00	0.00	0.00	0.05	0.00	0.05

## Market value of listed debt securities as at the end of 2009

Major group	No. of issuers	No. of issues	Nominal amount
			(HK\$mil)
Bank	2	14	18,324.48
Corporation	28	48	145,367.61
State	6	83	168,191.25
State corporation	7	12	60,025.04
Supranational	0	0	–
<b>Total</b>	<b>43</b>	<b>157</b>	<b>391,908.38</b>

## Listed debt securities, 2005 – 2009

Country	2005		2006		2007		2008		2009	
	No. of issues	Nominal amount (HK\$mil)	No. of issues	Nominal amount (HK\$mil)	No. of issues	Nominal amount (HK\$mil)	No. of issues	Nominal amount (HK\$mil)	No. of issues	Nominal amount (HK\$mil)
Hong Kong	111	178,714.26	138	199,413.65	141	219,316.12	141	230,173.89	132	232,960.25
PRC	17	86,653.05	15	80,611.04	15	80,611.04	13	69,183.50	11	61,383.50
Foreign	36	171,832.69	25	146,645.53	19	127,886.08	18	114,644.30	14	97,564.63
Supranational	2	8,800.00	2	8,800.00	0	0.00	0	–	0	–
<b>Total</b>	<b>166</b>	<b>445,999.99</b>	<b>180</b>	<b>435,470.23</b>	<b>175</b>	<b>427,813.24</b>	<b>172</b>	<b>414,001.69</b>	<b>157</b>	<b>391,908.38</b>

## Newly listed unit trusts and mutual funds

Code	Unit trust/mutual fund	Fund manager	Issue	Amount	Listing date
			price (HK\$)	raised (HK\$mil)	
03024	W.I.S.E. - SSE50 China Tracker	BOCI-Prudential Asset Management Ltd.	n.a.	n.a.	2009/04/15
03010	iShares MSCI Asia APEX 50 Index ETF	Barclays Global Investors North Asia Ltd.	n.a.	n.a.	2009/04/23
03032	iShares MSCI Asia APEX Mid Cap Index ETF	Barclays Global Investors North Asia Ltd.	n.a.	n.a.	2009/04/23
03004	iShares MSCI Asia APEX Small Cap Index ETF	Barclays Global Investors North Asia Ltd.	n.a.	n.a.	2009/04/23
02802	iShares MSCI Emerging Asia Index ETF	Barclays Global Investors North Asia Ltd.	n.a.	n.a.	2009/04/23
03036	db x-trackers MSCI Taiwan TRN Index ETF	State Street Global Advisors Ltd.	n.a.	n.a.	2009/06/30
03087	db x-trackers FTSE Vietnam ETF	State Street Global Advisors Ltd.	n.a.	n.a.	2009/07/08
03007	db x-trackers FTSE/Xinhua China 25 ETF	State Street Global Advisors Ltd.	n.a.	n.a.	2009/07/08
02848	db x-trackers MSCI Korea TRN Index ETF	State Street Global Advisors Ltd.	n.a.	n.a.	2009/07/08
03020	db x-trackers MSCI USA TRN Index ETF	State Street Global Advisors Ltd.	n.a.	n.a.	2009/07/08
03015	db x-trackers S&P CNX NIFTY ETF	State Street Global Advisors Ltd.	n.a.	n.a.	2009/07/08
03002	Polaris Taiwan Top 50 Tracker Fund (H.K.)	Polaris Securities (Hong Kong) Ltd.	n.a.	n.a.	2009/08/19
03011	db x-trackers US Dollar Money Market ETF	State Street Global Advisors Ltd.	n.a.	n.a.	2009/08/27
02846	iShares CSI 300 A-Share Index ETF	Barclays Global Investors North Asia Ltd.	n.a.	n.a.	2009/11/18
03050	iShares CSI A-Share Energy Index ETF	Barclays Global Investors North Asia Ltd.	n.a.	n.a.	2009/11/18
03039	iShares CSI A-Share Materials Index ETF	Barclays Global Investors North Asia Ltd.	n.a.	n.a.	2009/11/18
02829	iShares CSI A-Share Financials Index ETF	Barclays Global Investors North Asia Ltd.	n.a.	n.a.	2009/11/18
03006	iShares CSI A-Share Infrastructure Index ETF	Barclays Global Investors North Asia Ltd.	n.a.	n.a.	2009/11/18
03046	Value China ETF	Sensible Asset Management Hong Kong Ltd.	n.a.	n.a.	2009/12/15

## Withdrawal of listed unit trusts and mutual funds

Code	Unit trust/mutual fund	Last trading date	Delisted date
Nil			

Note: No unit trusts and mutual funds was withdrawal of listing in 2009

## Individual performance on unit trusts and mutual funds

Code	Name	Closing price (HK\$) 2009	Closing price (HK\$) 2008	Change (%)	Turnover value (HK\$mil)	Market value (HK\$mil)
02819	ABF HK IDX ETF	103.50	106.60	-2.91	40.01	2,193.79
02821	ABF PAIF	US\$114.65	US\$112.00	2.37	US\$71.42	14,330.45
02778	CHAMPION REIT	3.30	2.08	58.65	6,247.84	15,917.66
03087	DBX FTSE VIET	345.40	n.a.	-	147.35	1,173.32
03007	DBX FXI C25	236.80	n.a.	-	3.20	2,959.05
02848	DBX MSCI KOREA	365.80	n.a.	-	3.29	1,016.92
03036	DBX MSCI TAIWAN	128.70	n.a.	-	23.44	1,030.89
03020	DBX MSCI USA	205.00	n.a.	-	16.22	11,219.65
03015	DBX SP CNXNIFTY	873.00	n.a.	-	51.19	2,144.09
03011	DBX USD MM	US\$170.80	n.a.	-	US\$0.01	467.35
00405	GZI REIT	2.94	1.79	64.25	927.93	3,133.96
02838	HS FXI C25 ETF	189.80	126.90	49.57	89.67	266.32
02828	HS H-SHARE ETF	128.10	79.65	60.83	54,976.27	15,721.07
02833	HS HSI ETF	219.60	145.10	51.34	2,988.56	24,351.12
00820	HSBCDRAGON FUND	8.17	3.87	111.11	1,047.20	3,038.50
03050	ISHARES A ENRG	15.62	n.a.	-	146.55	460.79
02829	ISHARES A FIN	14.92	n.a.	-	356.84	1,417.40
03006	ISHARES A INFRA	15.20	n.a.	-	59.35	288.80
03039	ISHARES A MAT	15.66	n.a.	-	349.31	555.93
02823	ISHARES A50	14.92	8.36	78.47	336,719.78	50,519.12
03010	ISHARES APEX 50	35.00	n.a.	-	41.06	476.00
03032	ISHARES APEX M	41.65	n.a.	-	102.45	233.24
03004	ISHARES APEX S	40.75	n.a.	-	45.83	130.40
02801	ISHARES CHINA	21.30	13.80	54.35	1,986.39	1,316.34
02846	ISHARES CSI 300	30.70	n.a.	-	258.20	1,504.30
02802	ISHARES EM ASIA	37.85	n.a.	-	218.62	242.24
02836	ISHARES INDIA	16.38	8.90	84.04	2,943.53	1,755.94
00823	LINK REIT	19.82	12.80	54.84	32,811.80	43,224.75
02815	LYXORETF APEJ	32.55	19.64	65.73	358.53	669.44
02809	LYXORETF CMDTY	21.40	16.30	31.29	950.88	791.80
02820	LYXORETF EMGMKT	76.85	43.95	74.86	32.80	356.20
02810	LYXORETF INDIA	118.00	60.15	96.18	519.69	1,384.14
02814	LYXORETF JAPAN	7.54	7.49	0.67	75.33	172.90
02813	LYXORETF KOREA	31.80	18.84	68.79	205.22	407.49
02826	LYXORETF NASDAQ	58.45	37.60	55.45	30.70	189.62
02806	LYXORETF RAFIEU	49.35	34.60	42.63	48.13	98.70
02803	LYXORETF RAFIUS	37.85	26.90	40.71	38.41	90.84
02831	LYXORETF RUSSIA	29.00	14.72	97.01	305.05	232.23
02837	LYXORETF TAIWAN	7.29	4.32	68.75	821.31	471.03
02812	LYXORETF WORLD	9.17	7.16	28.07	25.44	188.22
02301	NEW ERA PRC F	n.a.	n.a.	-	-	-
03002	POLARISTAIWAN50	11.78	n.a.	-	498.92	217.93
00808	PROSPERITY REIT	1.33	0.90	47.78	530.12	1,760.36
01881	REGAL REIT	1.65	0.97	70.10	958.81	5,287.25
00625	RREEF CCT REIT	3.24	2.64	22.73	453.67	1,503.88
02840	SPDR GOLD TRUST	834.50	663.00	25.87	5,441.90	309,182.25
00435	SUNLIGHT REIT	1.92	1.40	37.14	1,147.94	2,990.32
02800	TRACKER FUND	22.00	14.60	50.68	59,205.53	38,873.84
03046	VALUE CHINA ETF	36.95	n.a.	-	51.77	332.55
02827	WISE CSI300 ETF	36.35	19.38	87.56	24,564.40	6,688.40
03024	WISE SSE50 ETF	24.40	n.a.	-	4,857.60	546.56
02825	WISESIHK100ETF	17.98	11.54	55.81	87.13	143.84
<b>Total</b>					<b>543,811.17</b>	<b>573,669.20</b>

Notes: Stock transactions in foreign currency are excluded from the total turnover value.  
n.a. Closing price is not available.

## Market value for unit trusts and mutual funds, 2005 – 2009

Year/Month	Exchange Traded Funds (ETF)		Real Estate Investment Trust (REIT)		Others		Total	
	No. of issues	Market value (HK\$mil)	No. of issues	Market value (HK\$mil)	No. of issues	Market value (HK\$mil)	No. of issues	Market value (HK\$mil)
2005	8	54,134.38	3	37,935.43	2	11.70	13	92,081.51
2006	9	73,484.31	5	53,057.24	1	–	15	126,541.55
2007	17	105,623.36	7	66,089.08	2	4,098.45	26	175,810.89
2008	24	266,475.46	7	46,405.95	2	1,439.29	33	314,320.70
2009	43	496,812.50	7	73,818.20	2	3,038.50	52	573,669.20
2009 Jan	24	283,266.25	7	49,663.31	2	1,446.73	33	334,376.29
Feb	24	306,266.81	7	48,929.16	2	1,483.92	33	356,679.89
Mar	24	343,441.56	7	50,891.61	2	1,636.40	33	395,969.58
Apr	29	372,298.90	7	50,579.25	2	1,989.72	38	424,867.87
May	29	400,620.72	7	56,569.04	2	2,346.75	38	459,536.52
Jun	30	403,231.67	7	58,858.17	2	2,436.01	39	464,525.86
Jul	35	433,756.60	7	65,101.92	2	2,826.52	44	501,685.03
Aug	37	408,931.17	7	63,931.18	2	2,495.52	46	475,357.87
Sep	37	435,197.50	7	65,764.70	2	2,603.37	46	503,565.57
Oct	37	466,730.46	7	68,503.61	2	2,841.39	46	538,075.47
Nov	42	509,993.77	7	72,084.97	2	3,012.47	51	585,091.22
Dec	43	496,812.50	7	73,818.20	2	3,038.50	52	573,669.20

Note: The first REIT - The Link Real Estate Investment Trust - was listed on the 2005/11/25.

## Trading value for unit trusts and mutual funds, 2005 – 2009

Year/Month	No. of trading days	Exchange Traded Funds (ETF)		Real Estate Investment Trust (REIT)		Others		Total	
		Turnover value (HK\$mil)	Average daily (HK\$mil)	Turnover value (HK\$mil)	Average daily (HK\$mil)	Turnover value (HK\$mil)	Average daily (HK\$mil)	Turnover value (HK\$mil)	Average daily (HK\$mil)
2005	247	20,695.95	83.79	30,907.66	125.13	0.36	0.00	51,603.97	208.92
2006	247	57,818.27	234.08	47,441.13	192.07	0.96	0.00	105,260.35	426.16
2007	246	160,565.55	652.71	51,497.26	209.34	12,521.15	50.90	224,583.96	912.94
2008	245	441,102.94	1,800.42	51,494.26	210.18	1,853.57	7.57	494,450.77	2,018.17
2009	249	499,685.87	2,006.77	43,078.11	173.00	1,047.20	4.21	543,811.17	2,183.98
2009 Jan	18	24,793.46	1,377.41	2,501.02	138.95	42.71	2.37	27,337.19	1,518.73
Feb	20	40,584.84	2,029.24	2,204.00	110.20	69.60	3.48	42,858.44	2,142.92
Mar	22	37,289.91	1,695.00	3,023.08	137.41	64.90	2.95	40,377.89	1,835.36
Apr	20	35,814.97	1,790.75	4,241.77	212.09	122.99	6.15	40,179.73	2,008.99
May	19	31,761.04	1,671.63	4,419.15	232.59	94.19	4.96	36,274.38	1,909.18
Jun	22	39,640.83	1,801.86	5,362.88	243.77	79.85	3.63	45,083.56	2,049.25
Jul	22	45,709.62	2,077.71	3,192.21	145.10	97.00	4.41	48,998.82	2,227.22
Aug	21	65,530.58	3,120.50	3,857.99	183.71	70.07	3.34	69,458.63	3,307.55
Sep	22	56,745.79	2,579.35	4,149.67	188.62	66.78	3.04	60,962.24	2,771.01
Oct	20	38,407.85	1,920.39	3,642.83	182.14	136.10	6.80	42,186.77	2,109.34
Nov	21	42,974.24	2,046.39	3,871.14	184.34	100.31	4.78	46,945.69	2,235.51
Dec	22	40,432.74	1,837.85	2,612.37	118.74	102.71	4.67	43,147.81	1,961.26

Note: 1. The first REIT - The Link Real Estate Investment Trust - was listed on the 2005/11/25.  
 2. Transaction in foreign currencies are excluded from the total turnover value.



## Trading value and volume for NASDAQ stocks, 2005 – 2009

Year/month	No. of issues	No. of trading days	Value (HK\$)		Volume (shares)		Deals		
			Total	Average daily	Total	Average daily	Total	Average daily	
2005	7	247	10,949,835	44,331	57,420	232	224	1	
2006	7	247	14,913,650	60,379	89,430	362	266	1	
2007	7	246	16,045,288	65,225	79,100	322	244	1	
2008	7	245	1,529,100	6,241	8,060	33	43	0	
2009	7	249	2,072,100	8,322	13,140	53	70	0	
2009	Jan	7	18	220,160	12,231	2,020	112	7	0
	Feb	7	20	113,440	5,672	1,080	54	7	0
	Mar	7	22	87,400	3,973	760	35	6	0
	Apr	7	20	174,850	8,743	1,250	63	5	0
	May	7	19	47,300	2,489	360	19	5	0
	Jun	7	22	228,220	10,374	1,750	80	7	0
	Jul	7	22	590,040	26,820	2,280	104	10	0
	Aug	7	21	219,280	10,442	1,470	70	9	0
	Sep	7	22	86,580	3,935	580	26	4	0
	Oct	7	20	209,850	10,493	1,170	59	4	0
	Nov	7	21	68,680	3,270	300	14	4	0
	Dec	7	22	26,300	1,195	120	5	2	0

Note : 7 NASDAQ stocks trading commenced by 31 May 2000 under Pilot programme.

## Trading value and volume for iShares, 2005 – 2009

Year/month	No. of issues	No. of trading days	Value (HK\$)		Volume (shares)		Deals		
			Total	Average daily	Total	Average daily	Total	Average daily	
2005	2	247	6,142,461	24,868	64,000	259	13	0	
2006	2	247	219,086	887	2,150	9	3	0	
2007	2	246	87,360	355	350	1	3	0	
2008	2	245	0	0	0	0	0	0	
2009	2	249	0	0	0	0	0	0	
2009	Jan	2	18	0	0	0	0	0	0
	Feb	2	20	0	0	0	0	0	0
	Mar	2	22	0	0	0	0	0	0
	Apr	2	20	0	0	0	0	0	0
	May	2	19	0	0	0	0	0	0
	Jun	2	22	0	0	0	0	0	0
	Jul	2	22	0	0	0	0	0	0
	Aug	2	21	0	0	0	0	0	0
	Sep	2	22	0	0	0	0	0	0
	Oct	2	20	0	0	0	0	0	0
	Nov	2	21	0	0	0	0	0	0
	Dec	2	22	0	0	0	0	0	0

Note : The exchange rate of HK\$7.8/US\$1 was used to calculate the equivalent value in Hong Kong dollars.

## Stock trading value, 1970 – 2009

HK\$mil

Year	Whole year value	No. of trading days	Average daily	High day ( * )		Low day ( * )	
				Value	Date	Value	Date
1970	6,056.13	294	20.60	56.69	03/10	6.15	06/09
1971	14,806.21	276	53.65	211.39	09/20	9.12	03/01
1972	42,907.54	247	173.71	659.34	11/10	21.48	02/02
1973	48,880.44	245	199.51	704.69	02/08	35.39	08/29
1974	11,436.70	245	46.68	219.33	06/17	10.91	12/05
1975	10,359.91	246	42.11	167.46	03/06	9.00	01/06
1976	13,183.31	248	53.16	223.42	02/26	9.72	07/26
1977	6,132.43	246	24.93	67.47	04/18	8.54	10/10
1978	27,445.86	244	112.48	410.91	08/18	9.39	02/10
1979	25,632.21	246	104.20	407.69	09/26	18.39	01/02
1980	95,670.54	246	388.90	1,424.95	11/03	47.58	04/09
1981	105,970.90	244	434.31	991.92	06/12	132.90	10/26
1982	46,221.25	247	187.13	2,064.18	04/26	68.68	12/23
1983	37,166.26	247	150.47	589.22	07/15	40.37	01/04
1984	48,808.70	248	196.81	1,264.27	01/13	38.50	01/03
1985	75,821.03	247	306.97	3,308.08	02/01	116.04	12/23
1986	123,128.35	247	498.50	1,721.13	10/08	124.62	02/05
1987	371,406.46	246	1,509.78	5,407.55	10/02	401.58	04/21
1988	199,480.68	248	804.36	1,889.48	06/15	230.00	09/19
1989	299,146.70	246	1,216.04	3,673.60	05/23	290.01	07/18
1990	288,714.90	248	1,164.17	3,280.82	08/07	338.36	12/28
1991	334,103.92	248	1,347.19	3,389.14	07/05	241.35	01/02
1992	700,577.50	250	2,802.31	6,420.47	05/25	965.50	01/03
1993	1,222,675.13	249	4,910.34	12,909.44	12/10	1,019.78	01/04
1994	1,137,414.00	248	4,586.35	17,204.66	01/07	1,313.55	07/04
1995	826,800.60	247	3,347.37	9,924.41	05/12	1,385.27	05/01
1996	1,412,242.38	249	5,671.66	13,803.84	12/06	2,734.90	05/27
1997	3,788,959.79	245	15,465.14	46,096.84	08/29	3,253.55	12/29
1998	1,701,112.01	247	6,887.09	79,002.61	08/28	1,221.90	12/28
1999	1,915,940.58	247	7,756.84	17,387.59	11/16	2,100.34	02/22
2000	3,047,565.32	247	12,338.32	35,746.19	02/15	4,565.80	12/27
2001	1,950,086.74	243	8,025.05	17,752.03	04/19	2,906.48	12/27
2002	1,599,074.57	247	6,473.99	12,982.41	05/02	2,734.31	01/02
2003	2,545,675.94	248	10,264.82	34,464.21	12/16	2,136.95	01/02
2004	3,948,350.84	249	15,856.83	38,758.84	01/13	7,378.09	08/17
2005	4,498,095.11	247	18,210.91	34,617.04	03/02	9,835.58	05/24
2006	8,332,633.24	247	33,735.36	76,008.14	10/27	16,451.20	06/19
2007	21,506,271.44	246	87,423.87	209,808.30	10/03	35,013.62	03/15
2008	17,600,713.87	245	71,839.65	156,353.59	01/23	21,951.90	12/29
2009	15,439,486.88	249	62,005.97	146,624.25	05/13	28,531.97	03/12

Records since 1970

High year : 2007

High day : 2007/10/03

Low year : 1970

Low day : 1970/06/09

(\*) Only full trading days are included for the records.

Market turnover values since 1993 were adjusted for late reported and rejected sales.

Prior to 2 April 1986, there were four stock exchanges in Hong Kong.

## Key statistics for listed stocks (1976 – 2009)

Year	No. of listed companies	No. of listed securities	Equities funds raised* (HK\$mil)	Total issued capital (HK\$mil)	Market capitalisation (HK\$mil)
1976	295	319	n.a.	23,258	56,675
1977	284	315	n.a.	23,427	51,278
1978	265	298	n.a.	24,916	65,939
1979	262	298	n.a.	26,853	112,809
1980	262	309	n.a.	33,080	209,753
1981	269	335	n.a.	59,274	232,331
1982	273	342	n.a.	63,561	131,640
1983	277	351	n.a.	67,941	142,094
1984	278	348	n.a.	69,945	184,642
1985	279	340	n.a.	72,235	269,511
1986	253	335	14,707	73,106	419,281
1987	276	412	48,082	90,713	419,612
1988	304	479	18,506	106,214	580,378
1989	298	479	20,345	103,404	605,010
1990	299	520	21,233	108,808	650,410
1991	357	597	39,457	117,547	949,172
1992	413	749	105,113	136,111	1,332,184
1993	477	891	90,005	164,062	2,975,379
1994	529	1,006	51,861	177,568	2,085,182
1995	542	1,033	39,202	180,423	2,348,310
1996	583	1,272	100,018	202,861	3,475,965
1997	658	1,533	247,577	236,716	3,202,630
1998	680	1,246	38,257	238,612	2,661,713
1999	701	1,205	148,120	225,577	4,727,527
2000	736	1,294	451,281	283,356	4,795,150
2001	756	1,075	58,593	321,071	3,885,342
2002	812	1,416	101,413	378,586	3,559,099
2003	852	1,598	209,116	400,365	5,477,670
2004	892	1,971	276,521	431,927	6,629,177
2005	934	2,448	298,660	704,903	8,113,333
2006	975	3,184	516,025	892,349	13,248,821
2007	1,048	5,896	571,078	953,098	20,536,463
2008	1,087	5,654	418,188	972,136	10,253,589
2009	1,145	6,441	637,734	1,034,447	17,769,271

Year-end figures

n.a. Not available

\* Equities funds raised prior to 1990 do not include share option scheme.

## Highest turnover records Main Board

Year		
Rank	Value (HK\$mil)	Year
1	21,506,271.44	2007
2	17,600,713.87	2008
3	15,439,486.88	2009
4	8,332,633.24	2006
5	4,498,095.11	2005
6	3,948,350.84	2004
7	3,788,959.79	1997
8	3,047,565.32	2000
9	2,545,675.94	2003
10	1,950,086.74	2001

Quarter		
Rank	Value (HK\$mil)	Quarter/Year
1	8,306,624.27	4/2007
2	6,102,056.58	3/2007
3	5,901,036.22	1/2008
4	4,623,402.28	2/2008
5	4,353,187.76	2/2009
6	4,312,121.38	3/2009
7	4,095,113.21	4/2009
8	3,931,271.40	3/2008
9	3,837,847.69	2/2007
10	3,259,742.90	1/2007

Month		
Rank	Value (HK\$mil)	Month/Year
1	3,473,846.35	10/2007
2	2,993,364.29	11/2007
3	2,623,012.43	01/2008
4	2,152,013.07	08/2007
5	2,071,514.56	09/2007
6	1,878,528.95	07/2007
7	1,839,413.64	12/2007
8	1,813,627.99	04/2008
9	1,691,586.98	03/2008
10	1,609,173.39	06/2009

Day		
Rank	Value (HK\$mil)	Date
1	209,808.30	2007/10/03
2	200,833.43	2007/10/16
3	195,257.20	2007/10/12
4	185,024.96	2007/10/30
5	178,712.17	2007/10/11
6	177,627.69	2007/10/29
7	174,395.47	2007/10/15
8	169,636.11	2007/11/06
9	168,521.99	2007/10/18
10	165,175.30	2007/10/25

## Main Board and GEM

Year		
Rank	Value (HK\$mil)	Year
1	21,665,529.92	2007
2	17,652,800.86	2008
3	15,515,248.69	2009
4	8,376,311.12	2006
5	4,520,431.80	2005
6	3,974,111.69	2004
7	3,788,959.79	1997
8	3,131,852.45	2000
9	2,583,829.45	2003
10	1,989,503.57	2001

Quarter		
Rank	Value (HK\$mil)	Quarter/Year
1	8,339,767.42	4/2007
2	6,156,615.82	3/2007
3	5,922,420.08	1/2008
4	4,640,846.32	2/2008
5	4,372,749.49	2/2009
6	4,338,516.02	3/2009
7	4,120,726.27	4/2009
8	3,940,460.19	3/2008
9	3,890,340.66	2/2007
10	3,278,806.02	1/2007

Month		
Rank	Value (HK\$mil)	Month/Year
1	3,487,326.59	10/2007
2	3,007,224.67	11/2007
3	2,629,312.19	01/2008
4	2,168,467.42	08/2007
5	2,083,139.17	09/2007
6	1,905,012.22	07/2007
7	1,845,219.16	12/2007
8	1,820,521.92	04/2008
9	1,699,724.44	03/2008
10	1,618,347.56	06/2009

Day		
Rank	Value (HK\$mil)	Date
1	210,505.53	2007/10/03
2	201,413.37	2007/10/16
3	195,962.20	2007/10/12
4	185,681.50	2007/10/30
5	179,409.27	2007/10/11
6	178,382.19	2007/10/29
7	174,984.45	2007/10/15
8	170,352.76	2007/11/06
9	169,121.20	2007/10/18
10	165,926.12	2007/10/25

Note: Market turnover values since January 1993 were adjusted for late reported and rejected sales.

## 10 largest day-to-day fluctuations in stock price indices

S&P/HKEx LargeCap Index 1998-2009

Rank	% up	Date	Closing index
1	15.04	1998/02/02	11001.95
2	14.29	2008/10/28	15507.37
3	12.64	2008/10/30	17632.61
4	10.97	2008/01/23	29340.77
5	10.09	2008/10/13	19931.74
6	9.95	1998/10/16	10078.68
7	9.29	2008/09/19	23629.69
8	9.20	1998/09/07	8013.39
9	8.75	1998/08/14	7133.91
10	8.28	2008/12/08	18707.83

28 February 2003 = 10000

Rank	% down	Date	Closing index
1	12.59	2008/10/27	13569.03
2	9.82	1998/01/12	8439.81
3	8.87	2001/09/12	10522.63
4	8.70	2000/04/17	15693.12
5	8.67	2008/01/22	26440.70
6	8.19	2008/10/24	15523.90
7	8.14	2008/10/08	18980.80
8	7.53	1998/08/31	7089.75
9	7.49	2008/10/10	18104.89
10	6.91	2000/01/05	16613.10

Rank	Points up	Date	Closing index
1	2900.07	2008/01/23	29340.77
2	2009.16	2008/09/19	23629.69
3	1978.01	2008/10/30	17632.6
4	1938.34	2008/10/28	15507.37
5	1907.46	2008/01/25	30474.42
6	1826.85	2008/10/13	19931.74
7	1690.88	2007/11/14	35076.20
8	1594.62	2008/03/25	27333.87
9	1478.44	2007/08/20	25881.95
10	1438.53	1998/02/02	11001.95

Rank	Points down	Date	Closing index
1	2509.29	2008/01/22	26440.70
2	1954.87	2008/10/27	13569.03
3	1916.47	2007/11/05	35248.33
4	1703.15	2008/01/16	29740.34
5	1682.08	2008/10/08	18980.80
6	1654.93	2008/01/21	28949.99
7	1592.80	2008/02/06	28621.00
8	1495.17	2000/04/17	15693.12
9	1466.46	2008/10/10	18104.89
10	1397.98	2007/11/12	33303.71

Hang Seng Index 1970-2009

Rank	% up	Date	Closing index
1	18.82	1997/10/29	10765.30
2	14.41	1973/02/09	1449.91
3	14.35	2008/10/28	12596.29
4	14.33	1998/02/02	10578.60
5	13.36	1974/11/27	185.17
6	13.20	1973/02/02	1098.86
7	13.20	1973/04/11	926.45
8	12.82	2008/10/30	14329.85
9	12.35	1975/01/27	209.62
10	11.71	1973/07/18	602.34

31 July 1964 = 100

Rank	% down	Date	Closing index
1	33.33	1987/10/26	2241.69
2	21.75	1989/06/05	2093.61
3	13.70	1997/10/28	9059.89
4	13.31	1973/03/26	1229.28
5	12.70	2008/10/27	11015.84
6	11.48	1973/04/10	818.39
7	11.43	1972/11/13	672.62
8	11.12	1987/10/19	3362.39
9	10.78	1989/05/22	2806.57
10	10.41	1997/10/23	10426.30

Rank	Points up	Date	Closing index
1	2332.54	2008/01/23	24090.17
2	1705.41	1997/10/29	10765.30
3	1695.27	2008/09/19	19327.73
4	1627.78	2008/10/30	14329.85
5	1583.10	2008/01/25	25122.37
6	1580.45	2008/10/28	12596.29
7	1515.29	2008/10/13	16312.16
8	1362.66	2007/11/14	29166.01
9	1356.30	2008/03/25	22464.52
10	1326.24	1998/02/02	10578.60

Rank	Points down	Date	Closing index
1	2061.23	2008/01/22	21757.63
2	1602.54	2008/10/27	11015.84
3	1526.02	2007/11/05	28942.32
4	1438.31	1997/10/28	9059.89
5	1386.93	2008/01/16	24450.85
6	1383.01	2008/01/21	23818.86
7	1380.39	2000/04/17	14762.37
8	1372.03	2008/10/08	15431.73
9	1339.24	2008/02/06	23469.46
10	1226.10	2000/01/05	15846.72



## World stock market indices (2005 – 2009)

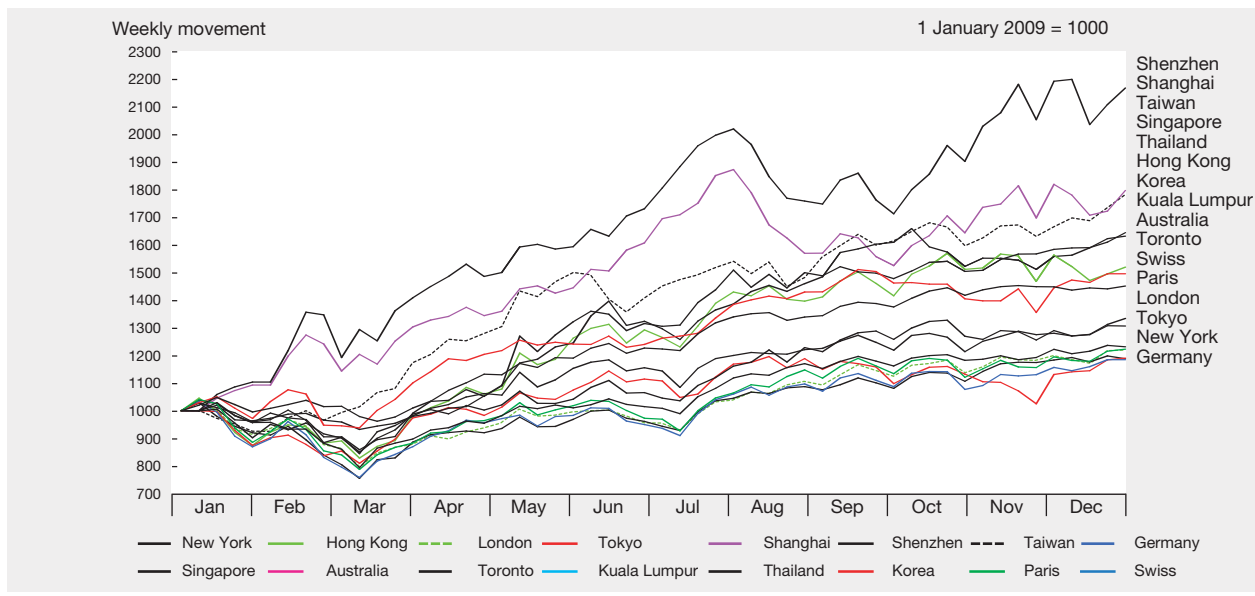
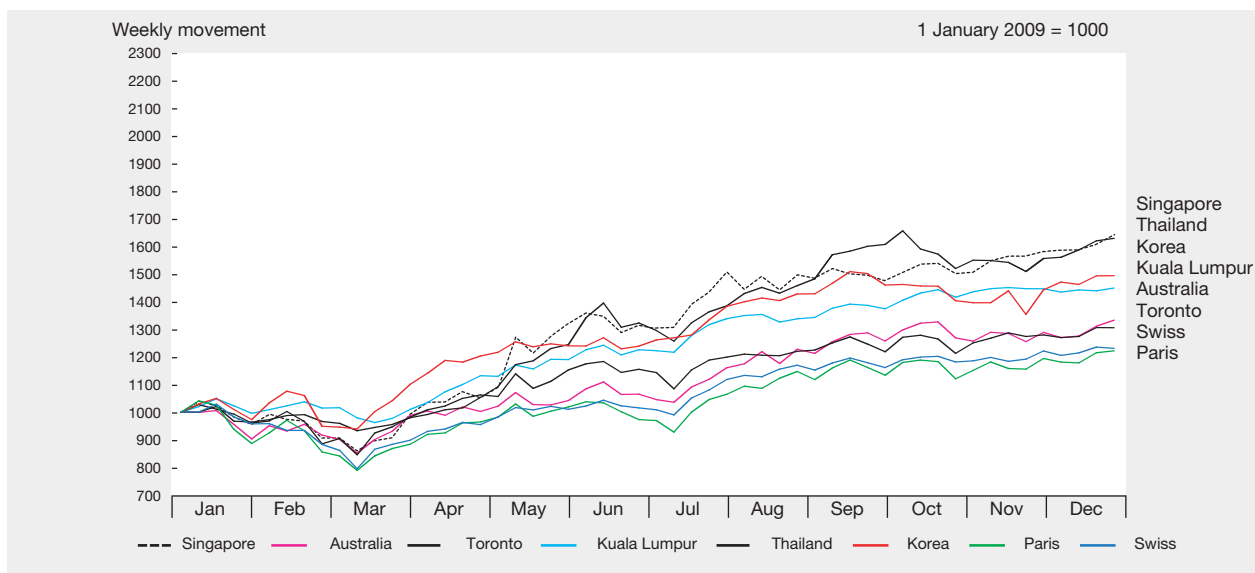
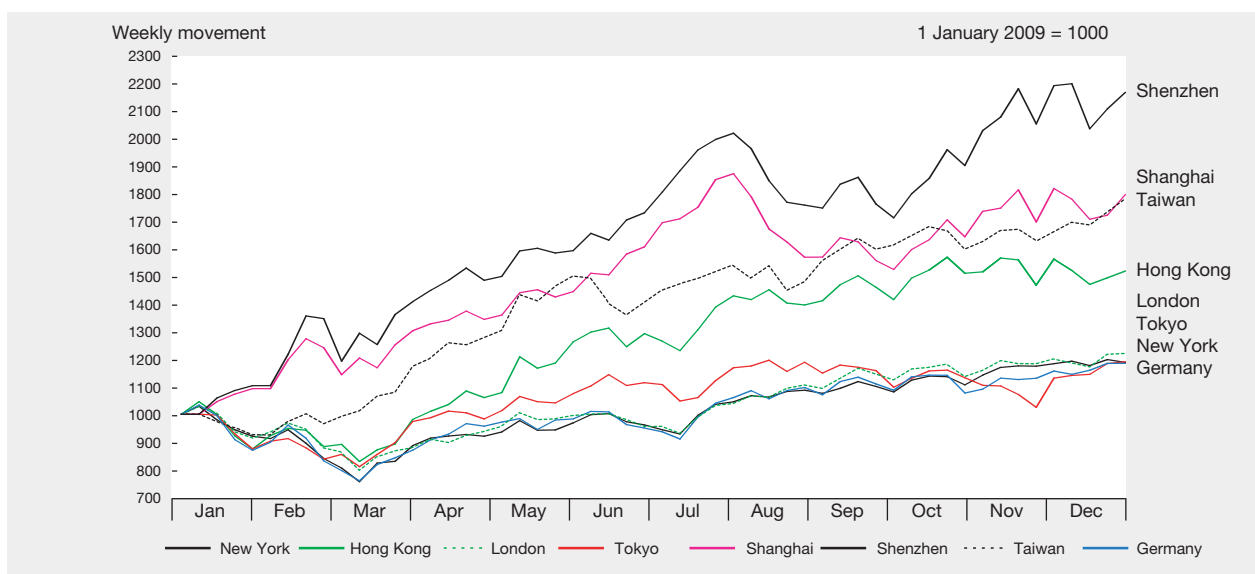
	AUSTRALIA	GERMANY	HONG KONG	KOREA	KUALA LUMPUR	LONDON	NEW YORK	PARIS
Year/ Month	AI Ordinaries Index	DAX Capital Value Index	Hang Seng Index	Composite Stock Index	Composite Index	FTSE 100 Index	DJIA Index	CAC 40 Index
2005	4708.80	3719.79	14876.43	1379.37	899.79	5618.76	10717.50	4715.23
2006	5644.30	4429.01	19964.72	1434.46	1096.24	6220.80	12463.15	5541.76
2007	6421.00	5277.23	27812.65	1897.13	1445.03	6456.90	13264.82	5614.08
2008	3659.30	3041.60	14387.48	1124.47	876.75	4434.20	8776.39	3217.97
2009	4882.72	3604.02	21872.50	1682.77	1272.78	5412.90	10428.05	3936.33
2009								
Jan	3478.10	2730.97	13278.21	1162.11	884.45	4149.60	8000.86	2973.92
Feb	3296.90	2419.31	12811.57	1063.03	890.67	3830.10	7062.93	2702.48
Mar	3532.30	2570.99	13576.02	1206.26	872.55	3926.10	7608.92	2807.34
Apr	3744.70	2955.33	15520.99	1369.36	990.74	4243.70	8168.12	3159.85
May	3813.30	2989.35	18171.00	1395.89	1044.11	4417.90	8500.33	3277.65
Jun	3947.80	2909.05	18378.73	1390.07	1075.24	4249.20	8447.00	3140.44
Jul	4249.50	3225.75	20573.33	1557.29	1174.90	4608.40	9171.61	3426.27
Aug	4484.10	3337.79	19724.19	1591.85	1174.27	4908.90	9496.28	3653.54
Sep	4739.30	3433.26	20955.25	1673.14	1202.08	5133.90	9712.28	3795.41
Oct	4646.90	3275.85	21752.87	1580.69	1243.23	5044.50	9712.73	3607.69
Nov	4715.48	3403.48	21821.50	1555.60	1259.11	5190.70	10344.84	3680.15
Dec	4882.72	3604.02	21872.50	1682.77	1272.78	5412.90	10428.05	3936.33

Note : Month-end or year-end figures.

	SHANGHAI	SHENZHEN	SINGAPORE	SWITZERLAND	TAIWAN	THAILAND	TOKYO	TORONTO
Year/ Month	A-Share Index	A-Share Index	FTSE ST Index	SPI General Index	Taipei Weighted Stock Index	Bangkok SET Index	Nikkei 225 Index	Composite Index
2005	1220.93	290.06	2280.77	5742.41	6548.34	713.73	16111.43	11272.26
2006	2815.13	569.58	2918.63	6929.18	7823.72	679.84	17225.83	12908.39
2007	5521.49	1520.99	3465.63	6925.44	8506.28	858.10	15307.78	13833.06
2008	1911.79	581.51	1761.56	4567.57	4591.22	449.96	8859.56	8987.70
2009	3437.46	1261.26	2897.62	5626.40	8188.11	734.54	10546.44	11746.11
2009								
Jan	2089.90	641.97	1746.47	4375.72	4247.97	437.69	7994.05	8694.90
Feb	2186.63	693.53	1594.87	3929.92	4557.15	431.52	7568.42	8123.02
Mar	2490.71	825.31	1699.99	4137.35	5210.84	431.50	8109.53	8720.39
Apr	2600.61	872.81	1920.28	4487.52	5992.57	491.69	8828.26	9324.83
May	2763.54	927.15	2329.08	4615.16	6890.44	560.41	9522.50	10370.07
Jun	3106.59	1010.41	2333.14	4662.64	6432.16	597.48	9958.44	10374.91
Jul	3581.86	1174.95	2659.20	5109.40	7077.71	624.00	10356.83	10787.15
Aug	2799.48	949.88	2605.39	5346.17	6825.95	653.25	10492.53	10868.21
Sep	2916.73	996.26	2672.57	5461.31	7509.17	717.07	10133.23	11394.96
Oct	3143.88	1106.95	2651.13	5402.58	7340.08	685.24	10034.74	10910.75
Nov	3351.49	1245.25	2730.00	5388.37	7582.21	689.07	9345.55	11447.20
Dec	3437.46	1261.26	2897.62	5626.40	8188.11	734.54	10546.44	11746.11

Note : Month-end or year-end figures.

## World stock market indices (2009)



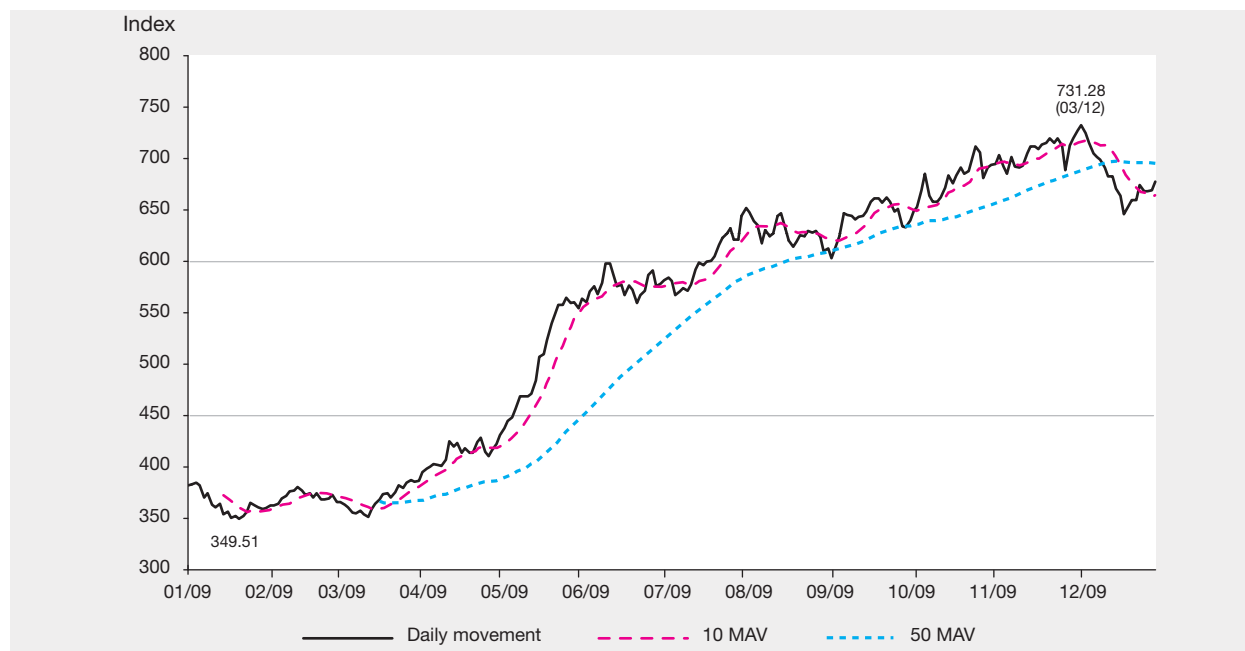
## S&P/HKEx GEM Index, daily closing (2009)

28 February 2003 = 1000

Date	Jan	Feb	Mar	Apr	May	Jun	Jul	Aug	Sep	Oct	Nov	Dec
1	-	-	-	394.80	-	559.80	-	-	612.24	-	-	718.43
2	381.70	360.40	366.16	398.24	-	554.18	577.78	-	602.84	647.94	693.15	726.34
3	-	359.27	365.65	400.32	-	562.85	580.95	651.25	614.13	-	693.91	731.28
4	-	359.76	363.34	-	430.95	559.94	-	647.08	623.61	-	702.35	724.11
5	383.11	362.01	360.53	-	437.30	569.91	-	638.19	-	652.04	691.49	-
6	384.56	362.24	355.65	402.76	444.06	-	583.63	634.89	-	668.54	684.53	-
7	381.72	-	-	401.78	447.61	-	580.19	616.97	645.75	684.54	-	714.75
8	369.87	-	-	400.73	456.73	575.43	566.49	-	644.49	663.24	-	704.39
9	374.13	364.33	354.99	406.87	-	567.39	570.12	-	643.56	657.52	700.76	700.44
10	-	369.01	357.21	-	-	578.42	573.20	629.69	640.45	-	691.68	698.51
11	-	371.57	354.12	-	468.09	597.82	-	623.71	642.98	-	690.65	690.62
12	363.62	375.78	351.53	-	468.77	597.54	-	626.37	-	656.99	692.28	-
13	360.33	376.78	358.58	-	468.56	-	571.32	643.27	-	661.32	704.27	-
14	364.52	-	-	424.65	470.89	-	576.69	646.24	643.37	671.07	-	681.82
15	354.15	-	-	419.51	484.14	585.93	591.58	-	647.70	682.74	-	681.97
16	356.06	379.97	363.69	422.80	-	574.88	598.13	-	657.09	674.88	710.91	670.11
17	-	376.75	368.01	413.69	-	577.07	595.66	630.80	660.29	-	711.05	663.03
18	-	372.27	373.56	-	506.92	566.44	-	619.79	660.35	-	708.41	645.52
19	350.59	374.23	374.77	-	509.18	575.76	-	613.50	-	682.67	713.09	-
20	352.19	370.13	369.98	418.18	523.43	-	598.77	618.52	-	690.28	714.24	-
21	349.51	-	-	413.96	539.61	-	600.31	624.97	656.80	684.75	-	653.07
22	351.83	-	-	413.41	548.22	572.12	604.65	-	661.41	686.81	-	658.82
23	356.20	374.37	374.92	424.22	-	558.83	615.41	-	657.68	699.18	718.72	659.29
24	-	368.48	382.44	428.24	-	566.39	622.00	623.70	648.00	-	714.57	673.23
25	-	368.48	379.76	-	557.22	571.20	-	629.04	650.84	-	718.71	-
26	-	369.56	384.35	-	557.55	586.74	-	627.26	-	-	712.32	-
27	-	373.06	386.99	414.73	564.46	-	626.53	629.22	-	711.14	688.29	-
28	-	-	-	410.50	-	-	631.61	623.03	633.43	705.55	-	667.81
29	364.91	-	-	416.46	558.97	590.49	620.68	-	632.56	680.15	-	667.50
30	362.42	-	385.05	421.97	-	575.20	620.54	-	639.23	691.00	712.05	668.79
31	-	-	386.23	-	-	-	643.96	609.29	-	-	-	677.01
<b>High</b>	384.56	379.97	386.99	428.24	564.46	597.82	643.96	651.25	661.41	711.14	718.72	<b>731.28</b>
<b>Low</b>	<b>349.51</b>	359.27	351.53	394.80	430.95	554.18	566.49	609.29	602.84	647.94	684.53	645.52
<b>Avg</b>	364.52	369.42	368.98	412.39	496.98	573.83	597.74	628.89	641.76	677.62	703.21	685.31

Note : S&amp;P/HKEx GEM Index is compiled by Standard &amp; Poors

## S&P/HKEx GEM Index



## Number of securities by type on GEM, 2005 – 2009

Type	2005	2006	2007	2008	2009
Ordinary shares	201	198	193	174	174
Preference shares	0	0	0	0	0
Warrants	0	1	3	3	1
– Equity warrants	0	1	3	3	1
– Derivative warrants	0	0	0	0	0
<b>Total</b>	<b>201</b>	<b>199</b>	<b>196</b>	<b>177</b>	<b>175</b>

## Number of newly listed securities on GEM, 2005 – 2009

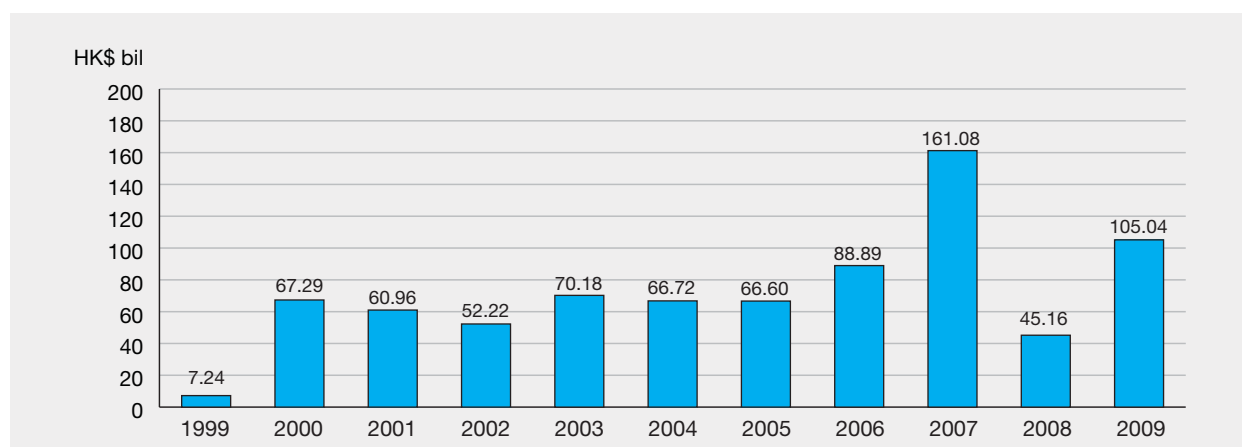
Type	Year				
	2005	2006	2007	2008	2009
Ordinary shares	10	6	2	2	5
Preference shares	0	0	0	0	0
Warrants	0	1	2	1	0
– Equity warrants	0	1	2	1	0
– Derivative warrants	0	0	0	0	0
<b>Total</b>	<b>10</b>	<b>7</b>	<b>4</b>	<b>3</b>	<b>5</b>

## Number of delisted securities from GEM, 2005 – 2009

Type	Year				
	2005	2006	2007	2008	2009
Ordinary shares	13	9	7	21	5
– Withdrawal of listing	11	7	3	3	1
– Transfer of listing on Main Board*	2	2	4	18	4
Warrants - equity	1	0	0	1	2
<b>Total</b>	<b>14</b>	<b>9</b>	<b>7</b>	<b>22</b>	<b>7</b>

\* Transfers of listing from GEM to Main Board pursuant to the revised Rule 9.24 of GEM Listing Rules and to the new Chapter 9A of the Main Board Listing Rules effective from 1 July 2008

## Market capitalisation of GEM, 1999 – 2009



## Market capitalisation of GEM by Hang Seng Industry Classification System, 2009

Industry Classification *	HK\$mil											
	Jan	Feb	Mar	Apr	May	Jun	Jul	Aug	Sep	Oct	Nov	Dec
Energy	1,496.60	1,233.41	1,434.04	1,634.46	1,877.81	1,012.82	763.73	823.77	4,579.59	4,808.52	4,876.87	4,066.76
Materials	2,806.00	2,910.60	2,839.92	3,197.43	3,777.71	4,161.56	4,107.84	5,580.87	8,132.86	8,665.97	13,273.83	15,423.16
Industrial Goods	1,720.77	1,776.77	2,178.36	3,628.13	4,306.07	4,595.06	4,317.56	3,143.93	1,904.98	1,834.57	1,891.87	2,007.40
Consumer Goods	12,132.53	12,416.28	13,153.77	13,989.21	18,247.45	17,025.97	18,561.50	18,812.47	20,912.02	24,549.00	25,303.30	23,776.91
Services	9,294.21	9,748.57	9,634.30	11,700.23	14,453.60	14,710.11	16,466.14	15,560.77	17,607.37	18,356.77	18,795.72	20,378.65
Telecommunications	49.57	136.16	178.89	304.34	1,025.23	1,370.57	2,832.34	2,412.89	2,238.57	2,154.82	2,075.70	2,261.48
Utilities	1,086.35	1,085.37	1,103.02	1,062.42	2,160.63	3,128.34	5,189.60	4,206.14	4,820.87	5,615.66	6,742.40	7,283.78
Financials	1,116.99	1,180.50	1,190.56	1,385.77	2,244.28	2,552.29	2,340.94	2,407.37	1,744.68	2,011.49	1,984.41	1,676.50
Properties & Construction	453.54	508.05	476.79	621.05	957.43	1,329.13	1,885.42	3,071.33	3,255.01	5,127.53	5,242.48	4,951.98
Information Technology	13,820.75	14,815.54	14,783.16	15,322.21	22,594.95	23,118.42	27,031.73	25,333.58	21,618.90	22,457.03	23,109.46	23,152.33
Conglomerates	-	-	-	-	-	-	-	-	76.64	69.93	76.64	57.48
<b>Total</b>	<b>43,977.30</b>	<b>45,811.27</b>	<b>46,972.81</b>	<b>52,845.24</b>	<b>71,645.14</b>	<b>73,004.28</b>	<b>83,496.80</b>	<b>81,353.12</b>	<b>86,891.48</b>	<b>95,651.29</b>	<b>103,372.69</b>	<b>105,036.43</b>

Note: Month-end figures

\* Hang Seng Industry Classification System (HSICS) is provided by Hang Seng Indexes Company Limited.

## Market capitalisation trends on GEM by Hang Seng Industry Classification System, 2005 – 2009

Industry Classification *	HK\$mil									
	2005	2006	2007	2008	2009					
Energy	1,662.79 (2.50%)	985.15 (1.11%)	3,262.81 (2.03%)	1,760.29 (3.90%)	4,066.76 (3.87%)					
Materials	2,835.72 (4.26%)	5,536.97 (6.23%)	2,925.40 (1.82%)	2,913.84 (6.45%)	15,423.16 (14.68%)					
Industrial Goods	3,080.01 (4.62%)	6,299.27 (7.09%)	4,671.16 (2.90%)	1,720.51 (3.81%)	2,007.40 (1.91%)					
Consumer Goods	17,133.43 (25.72%)	24,824.12 (27.93%)	41,086.11 (25.51%)	11,232.87 (24.87%)	23,776.91 (22.64%)					
Services	18,343.38 (27.54%)	21,335.38 (24.00%)	36,000.21 (22.35%)	9,989.03 (22.12%)	20,378.65 (19.40%)					
Telecommunications	131.61 (0.20%)	166.02 (0.19%)	266.73 (0.17%)	49.86 (0.11%)	2,261.48 (2.15%)					
Utilities	1,186.37 (1.78%)	1,178.00 (1.33%)	3,150.08 (1.96%)	999.47 (2.21%)	7,283.78 (6.93%)					
Financials	2,259.86 (3.39%)	2,536.50 (2.85%)	5,447.98 (3.38%)	1,149.34 (2.54%)	1,676.50 (1.60%)					
Properties & Construction	135.28 (0.20%)	496.20 (0.56%)	1,818.61 (1.13%)	433.05 (0.96%)	4,951.98 (4.71%)					
Information Technology	19,835.30 (29.78%)	25,527.83 (28.72%)	62,451.88 (38.77%)	14,915.91 (33.03%)	23,152.33 (22.04%)					
Conglomerates	- (0.00%)	- (0.00%)	- (0.00%)	- (0.00%)	57.48 (0.05%)					
<b>Equity total</b>	<b>66,603.74 (100.00%)</b>	<b>88,885.43 (100.00%)</b>	<b>161,080.97 (100.00%)</b>	<b>45,164.18 (100.00%)</b>	<b>105,036.43 (100.00%)</b>					

( ) % of equity market total

Year-end figures

\* Hang Seng Industry Classification System (HSICS) is provided by Hang Seng Indexes Company Limited.



## 50 leading companies in market capitalisation on GEM

End of 2009

Rank	Code	Company	Issued capital (shares)	Closing price (HK\$)	Market capitalisation (HK\$mil)	% of Equity total
1	08137	Honbridge Holdings Ltd.	5,512,719,716	2.040	11,245.95	10.71
2	08199	Shandong Weigao Group Medical Polymer Co. Ltd. - H Shares	428,121,081	25.900	11,088.34	10.56
3	08277	Wumart Store, Inc. - H Shares	506,568,000	12.280	6,220.66	5.92
4	08035	Binhai Investment Co. Ltd.	5,992,812,000	0.840	5,033.96	4.79
5	08155	South China Land Ltd.	11,175,165,010	0.280	3,129.05	2.98
6	08161	China LotSynergy Holdings Ltd.	7,402,164,000	0.340	2,516.74	2.40
7	08116	Global Resources Development (Holding) Ltd.	10,168,445,814	0.212	2,155.71	2.05
8	08008	Sunevision Holdings Ltd.	2,031,483,833	0.900	1,828.34	1.74
9	08203	Kaisun Energy Group Ltd.	2,005,675,000	0.900	1,805.11	1.72
10	08096	ThinSoft (Holdings) Inc.	2,506,275,000	0.700	1,754.39	1.67
11	08118	International Entertainment Corporation	1,179,157,235	1.400	1,650.82	1.57
12	08070	Zhongyu Gas Holdings Ltd.	1,941,203,542	0.770	1,494.73	1.42
13	08158	China Bio-Med Regeneration Technology Ltd.	3,776,880,000	0.390	1,472.98	1.40
14	08052	Convenience Retail Asia Ltd.	729,915,974	2.000	1,459.83	1.39
15	08156	China Vanguard Group Ltd.	3,211,893,839	0.430	1,381.11	1.31
16	08136	Richfield Group Holdings Ltd.	2,928,500,000	0.465	1,361.75	1.30
17	08272	Byford International Ltd.	2,402,000,000	0.550	1,321.10	1.26
18	08163	CCT Resources Holdings Ltd.	4,823,149,000	0.270	1,302.25	1.24
19	08167	Big Media Group Ltd.	12,863,200,000	0.098	1,260.59	1.20
20	08069	Tong Ren Tang Technologies Co. Ltd. - H Shares	87,320,000	13.980	1,220.73	1.16
21	08182	Enviro Energy International Holdings Ltd.	2,338,360,800	0.520	1,215.95	1.16
22	08061	AcrossAsia Ltd.	5,064,615,385	0.230	1,164.86	1.11
23	08192	UURG Corporation Ltd.	5,568,000,000	0.185	1,030.08	0.98
24	08058	Shandong Luoxin Pharmacy Stock Co. Ltd. - H Shares	164,560,000	6.240	1,026.85	0.98
25	08153	China Chief Cable TV Group Ltd.	1,850,298,244	0.530	980.66	0.93
26	08279	AGTech Holdings Ltd.	3,581,835,000	0.248	888.30	0.85
27	08046	Heng Xin China Holdings Ltd.	1,533,083,000	0.570	873.86	0.83
28	08296	Sino-Life Group Ltd.	622,500,000	1.390	865.28	0.82
29	08078	Emperor Entertainment Group Ltd.	260,000,000	3.260	847.60	0.81
30	08306	China Nonferrous Metals Co. Ltd.	3,061,446,590	0.255	780.67	0.74
31	08221	Lee's Pharmaceutical Holdings Ltd.	449,787,437	1.680	755.64	0.72
32	08290	Tianjin Tianlian Public Utilities Co. Ltd. - H Shares	500,060,000	1.510	755.09	0.72
33	08230	Shenzhen Dongjiang Environmental Co. Ltd. - H Shares	177,900,000	4.200	747.18	0.71
34	08066	Cardlink Technology Group Ltd.	489,100,000	1.500	733.65	0.70
35	08029	Sun International Group Ltd.	832,110,000	0.870	723.94	0.69
36	08025	Asian Capital Resources (Holdings) Ltd.	963,417,986	0.740	712.93	0.68
37	08009	iMerchants Ltd.	3,138,885,800	0.221	693.69	0.66
38	08299	Grand T G Gold Holdings Ltd.	5,617,831,700	0.122	685.38	0.65
39	08259	Yantai North Andre Juice Co. Ltd. - H Shares	1,760,176,000	0.375	660.07	0.63
40	08178	China Information Technology Development Ltd.	6,494,906,368	0.101	655.99	0.62
41	08129	China Bio Cassava Holdings Ltd.	8,203,300,000	0.076	623.45	0.59
42	08285	EVOC Intelligent Technology Co. Ltd. - H Shares	308,352,000	2.000	616.70	0.59
43	08206	China Cyber Port (International) Co. Ltd.	802,286,761	0.740	593.69	0.57
44	08130	Xing Lin Medical Information Technology Co. Ltd.	7,324,668,455	0.076	556.67	0.53
45	08287	Nanjing Sample Technology Co. Ltd. - H Shares	91,800,000	5.790	531.52	0.51
46	08111	Soluteck Holdings Ltd.	543,792,072	0.950	516.60	0.49
47	08212	Aptus Holdings Ltd.	2,063,671,428	0.250	515.92	0.49
48	08123	First China Financial Network Holdings Ltd.	2,954,123,215	0.170	502.20	0.48
49	08128	China Ground Source Energy Ltd.	6,753,112,470	0.074	499.73	0.48
50	08005	Yuxing InfoTech Holdings Ltd.	1,630,128,000	0.305	497.19	0.47
Total					82,955.47	78.98
Equity total					105,036.43	100.00

## Trading value and volume for GEM, 2005 – 2009

Year/Month	No. of trading days	Value (HK\$mil)		Volume (mil of shares)		Deals	
		Total	Average daily	Total	Average daily	Total	Average daily
2005	247	22,336.69	90.43	46,750.30	189.27	551,943	2,235
2006	247	43,677.88	176.83	49,877.40	201.93	944,735	3,825
2007	246	159,258.48	647.39	250,147.84	1,016.86	3,270,681	13,295
2008	245	52,086.99	212.60	161,545.11	659.37	1,395,036	5,694
2009	249	75,761.81	304.26	296,240.90	1,189.72	2,106,196	8,459
Jan	18	1,022.94	56.83	5,995.41	333.08	41,362	2,298
Feb	20	1,307.81	65.39	7,412.80	370.64	53,371	2,669
Mar	22	1,861.63	84.62	9,665.57	439.34	58,788	2,672
Apr	20	2,914.22	145.71	29,073.78	1,453.69	112,694	5,635
May	19	7,473.34	393.33	40,895.65	2,152.40	228,647	12,034
Jun	22	9,174.17	417.01	46,486.48	2,113.02	264,274	12,012
Jul	22	8,281.09	376.41	44,222.69	2,010.12	231,936	10,543
Aug	21	6,993.13	333.01	21,275.87	1,013.14	186,533	8,883
Sep	22	11,120.41	505.47	18,737.75	851.72	259,179	11,781
Oct	20	8,457.51	422.88	22,418.59	1,120.93	235,990	11,800
Nov	21	8,354.55	397.84	22,354.23	1,064.49	219,659	10,460
Dec	22	8,801.00	400.05	27,702.07	1,259.19	213,763	9,717

Notes: Stock transactions in foreign currencies are excluded from the total turnover in value.

## Trading value for GEM by Hang Seng Industry Classification System, 2009

Industry Classification *	No. of issue #	Turnover		Annual turnover velocity (%)
		HK\$mil	% of total	
Energy	5	3,250.96	4.29	79.94
Materials	10	4,542.18	6.00	29.45
Industrial Goods	10	2,063.40	2.72	102.79
Consumer Goods	39	19,347.66	25.54	81.37
Services	30	15,639.68	20.64	76.75
Telecommunications	2	4,825.38	6.37	213.37
Utilities	3	5,909.72	7.80	81.14
Financials	6	784.79	1.04	46.81
Properties & Construction	4	2,567.89	3.39	51.86
Information Technology	64	16,828.17	22.21	72.68
Conglomerates	1	1.62	0.00	2.82
<b>Total</b>	<b>174</b>	<b>75,761.46</b>	<b>100.00</b>	<b>72.13</b>

Notes :

1. Turnover in warrants, debt securities and unit trusts are not included.
  2. Turnover values have been adjusted for late reported and rejected sales.
  3. Figures may not add up to total due to rounding.
- # Year-end figures  
\* Industry Classification is provided by Hang Seng Indexes Company Limited.

## 20 most active GEM stocks (in dollars)

Rank	Stock Code	Stock Name	Turnover (HK\$mil)	% of equity total
1	08199	WEIGAO GROUP	6,225.14	8.22
2	08035	BINHAI INV	5,370.21	7.09
3	08296	SINO-LIFE GROUP	5,242.04	6.92
4	08116	GLOBAL RES DEV	4,480.96	5.91
5	08277	WUMART	3,845.97	5.08
6	08182	ENVIRO ENERGY	2,657.32	3.51
7	08203	KAISUN ENERGY	2,520.27	3.33
8	08046	HENG XIN CHINA	2,449.79	3.23
9	08250	CORE HEALTHCARE	2,197.34	2.90
10	08136	RICHFIELD GROUP	2,109.19	2.78
11	08351	ETERNITE INT'L	1,507.34	1.99
12	08173	PAN ASIA MINING	1,485.41	1.96
13	08299	GRAND T G GOLD	1,460.16	1.93
14	08137	HONBRIDGE	1,345.46	1.78
15	08150	SEAMLESS GREEN	1,297.29	1.71
16	08071	CHINA METAL RES	1,221.64	1.61
17	08285	EVOC	1,166.50	1.54
18	08306	CH NONFERROUS	1,141.24	1.51
19	08180	GOLDEN MEDITECH	1,060.62	1.40
20	08089	C RAILLOGISTICS	971.98	1.28
		<b>Total</b>	<b>49,755.86</b>	<b>65.67</b>
		<b>Equity total</b>	<b>75,761.46</b>	<b>100.00</b>

## 20 most active GEM stocks (in shares)

Rank	Stock Code	Stock Name	Turnover (HK\$mil)	% of equity total
1	08250	CORE HEALTHCARE	68,372.13	23.08
2	08116	GLOBAL RES DEV	16,908.75	5.71
3	08299	GRAND T G GOLD	14,751.28	4.98
4	08173	PAN ASIA MINING	13,564.30	4.58
5	08035	BINHAI INV	10,504.09	3.55
6	08071	CHINA METAL RES	9,712.18	3.28
7	08130	XINGLIN MEDICAL	9,017.61	3.04
8	08117	CHINA P RES	8,631.84	2.91
9	08202	INNO-TECH HOLD	7,622.55	2.57
10	08017	LONG SUCCESS	7,247.13	2.45
11	08220	EMCOM INT'L	6,249.33	2.11
12	08129	CH BIO CASSAVA	6,141.88	2.07
13	08150	SEAMLESS GREEN	6,127.78	2.07
14	08128	C G SOURCE ENGY	5,699.25	1.92
15	08200	SAU SAN TONG	5,255.14	1.77
16	08239	MING KEI HOLD	5,058.13	1.71
17	08055	CHI E-LEARN-NEW	5,010.42	1.69
18	08136	RICHFIELD GROUP	4,870.95	1.64
19	08041	CH POST E-COMM	4,612.51	1.56
20	08167	BIG MEDIA	4,439.35	1.50
Total			219,796.57	74.20
Equity total			296,215.84	100.00

## 20 GEM Stocks with largest price changes (increase)

Rank	Stock Code	Stock Name	Closing price (HK\$)		% up
			2008	2009	
1	08111	SOLUTECK	0.069	0.950	1276.81
2	08136	RICHFIELD GROUP	0.060	0.465	675.00
3	08025	ACR HOLDINGS	0.100	0.740	640.00
4	08116	GLOBAL RES DEV	0.031	0.212	583.87
5	08075	ROJAM	0.025	0.165	560.00
6	08096	THINSOFT	0.114 A	0.700	514.04
7	08009	IMERCHANTS	0.036 A	0.221	513.89
8	08182	ENVIRO ENERGY	0.086	0.520	504.65
9	08081	COMPUTECH-NEW	0.057 A	0.335	487.72
10	08061	ACROSSASIA	0.040	0.230	475.00
11	08103	TAI SHING	0.140	0.800	471.43
12	08079	B.A.L. HOLD	0.031 A	0.177	470.97
13	08078	EEG	0.600	3.260	443.33
14	08262	A-S CHINA	0.740	3.700	400.00
15	08032	COOLPOINT	0.024	0.120	400.00
16	08102	SHANGHAI FUDAN	0.330	1.600	384.85
17	08256	NETEL	0.052 A	0.243	367.31
18	08213	ARMITAGE TECH	0.031	0.143	361.29
19	08043	ERA HOLD GLOBAL	0.100	0.450	350.00
20	08153	CCCTV GROUP	0.120	0.530	341.67

(A) Adjusted

## 20 GEM Stocks with largest price changes (decrease)

Rank	Stock Code	Stock Name	Closing Prices (HK\$)		% down
			2008	2009	
1	08055	CHI E-LEARN-NEW	2.500 A	0.300	88.00
2	08239	MING KEI HOLD	11.250 A	1.840	83.64
3	08250	CORE HEALTHCARE	0.660 A	0.110	83.33
4	08130	XINGLIN MEDICAL	0.420 A	0.076	81.90
5	08150	SEAMLESS GREEN	0.153 A	0.041	73.20
6	08117	CHINA P RES	0.400 A	0.184	54.00
7	08172	CHINA STAR FILM	0.130 A	0.063	51.54
8	08212	APTUS HOLDINGS	0.485	0.250	48.45
9	08167	BIG MEDIA	0.189	0.098	48.15
10	08165	JIAN EPAYMENT	0.250	0.136	45.60
11	08053	CH ELEC POWER	0.393 A	0.250	36.39
12	08173	PAN ASIA MINING	0.105	0.067	36.19
13	08270	CHINA LEASON	0.291 A	0.195	32.99
14	08319	YUSEI	1.900	1.350	28.95
15	08202	INNO-TECH HOLD	0.315 A	0.225	28.57
16	08016	CHINA DATACAST	1.440	1.080	25.00
17	08123	FIRST CHINA NET	0.220	0.170	22.73
18	08006	CHINA.COM	5.330	4.280	19.70
19	08126	G. A. HOLDINGS	0.250	0.206	17.60
20	08156	CHINA VANGUARD	0.520	0.430	17.31

(A) Adjusted

## Market capitalisation and trading value of GEM listed companies by incorporation place

End of 2009

Country	No. of listed companies	Market capitalisation * (HK\$mil)	% of equity total	Turnover (HK\$mil)	% of equity total
Bermuda	33	18,438.70	17.55	2,632.24	29.91
Cayman Islands	97	58,206.11	55.42	4,311.01	48.98
Hong Kong	4	1,331.80	1.27	81.13	0.92
PRC	40	27,059.82	25.76	1,776.62	20.19
<b>Total</b>	<b>174</b>	<b>105,036.43</b>	<b>100.00</b>	<b>8,801.00</b>	<b>100.00</b>

\* Foreign companies and stock suspended over 1 year are excluded.

## Average dividend yields of GEM listed stocks by Hang Seng Industry Classification System\*, 2005 – 2009

(%)

Year/Month	All listed stocks	Energy	Materials	Industrial Goods	Consumer Goods	Services	Telecommunications	Utilities	Financials	Properties & Construction	Information Technology	Conglomerates
2005	1.00	0.49	1.04	4.57	0.79	0.77	0.00	0.70	0.46	2.17	0.96	0.00
2006	2.17	0.78	0.69	1.51	0.39	0.73	0.00	0.62	1.73	1.47	5.79	0.00
2007	0.68	0.00	1.37	0.36	0.94	1.23	0.00	0.00	1.35	0.59	0.19	0.00
2008	2.76	0.00	0.00	0.77	2.87	1.50	0.00	0.00	0.00	6.62	4.91	0.00
2009	0.77	0.00	0.02	0.47	0.66	0.79	0.00	0.12	0.03	0.29	1.97	0.00
2009 Jan	2.86	0.00	0.00	0.81	2.75	1.61	0.00	0.00	0.00	6.32	5.30	0.00
Feb	2.32	0.00	0.00	0.78	2.68	1.39	0.00	0.00	0.00	5.64	3.74	0.00
Mar	3.14	0.00	0.11	0.43	1.37	1.52	0.00	0.77	0.04	5.62	7.45	0.00
Apr	2.78	0.00	0.10	0.26	1.22	1.26	0.00	0.80	0.04	4.31	7.19	0.00
May	2.05	0.00	0.08	0.22	0.93	1.02	0.00	0.39	0.02	2.80	4.87	0.00
Jun	1.20	0.00	0.08	0.20	0.91	1.00	0.00	0.27	0.02	2.02	2.28	0.00
Jul	1.05	0.00	0.08	0.22	0.83	0.89	0.00	0.16	0.02	1.42	1.95	0.00
Aug	1.22	0.00	0.06	0.30	0.84	0.94	0.00	0.20	0.02	0.87	2.51	0.00
Sep	1.15	0.00	0.04	0.49	0.75	0.89	0.00	0.18	0.03	0.44	2.99	0.00
Oct	0.84	0.00	0.04	0.51	0.64	0.86	0.00	0.15	0.03	0.28	2.03	0.00
Nov	0.78	0.00	0.02	0.49	0.62	0.86	0.00	0.13	0.03	0.27	1.97	0.00
Dec	0.77	0.00	0.02	0.47	0.66	0.79	0.00	0.12	0.03	0.29	1.97	0.00

Note: Month-end or year-end figures

\* Industry Classification is provided by Hang Seng Indexes Company Limited.

## Average price earnings ratios of GEM listed stocks by Hang Seng Industry Classification System\*, 2005 – 2009

(Times)

Year/Month	All GEM stocks	Energy	Materials	Industrial Goods	Consumer Goods	Services	Telecommunications	Utilities	Financials	Properties & Construction	Information Technology	Conglomerates
2005	22.94	58.51	28.67	12.26	24.03	36.69	0.00	40.19	7.10	22.23	20.70	0.00
2006	21.86	17.04	34.75	17.01	21.28	46.33	16.35	26.52	3.21	15.11	26.18	0.00
2007	44.91	69.57	12.69	32.77	35.99	55.45	0.00	160.34	58.66	29.21	52.02	0.00
2008	8.01	27.13	4.99	1.23	8.31	15.50	0.00	28.88	130.11	6.11	10.10	0.00
2009	38.98	108.75	155.11	17.81	20.93	36.12	0.00	237.62	501.48	127.73	34.42	0.00
2009 Jan	7.28	22.98	4.81	1.22	8.88	9.04	0.00	31.39	126.45	6.40	9.36	0.00
Feb	7.58	18.94	4.99	1.26	9.09	9.48	0.00	31.37	133.64	7.17	10.03	0.00
Mar	13.25	12.17	113.99	28.02	8.75	9.01	0.00	35.98	123.18	8.21	22.65	0.00
Apr	15.03	13.87	128.34	46.68	9.47	10.97	0.00	34.66	143.37	10.70	23.48	0.00
May	20.68	19.21	151.32	55.40	12.35	13.96	0.00	70.49	232.19	16.50	34.62	0.00
Jun	34.03	0.00	166.82	59.11	23.15	28.57	0.00	102.05	795.04	22.90	33.02	0.00
Jul	38.67	0.00	163.86	55.54	25.23	31.66	0.00	169.30	85.83	37.14	39.04	0.00
Aug	37.18	0.00	221.68	36.48	25.50	29.92	0.00	137.21	88.26	60.50	35.66	0.00
Sep	33.32	130.67	82.09	16.90	20.07	30.48	0.00	157.27	543.47	83.97	32.34	0.00
Oct	36.57	135.44	87.14	16.28	23.49	31.78	0.00	183.20	579.90	132.28	33.42	0.00
Nov	38.32	134.42	133.49	16.78	22.46	32.54	0.00	219.95	593.58	135.25	34.38	0.00
Dec	38.98	108.75	155.11	17.81	20.93	36.12	0.00	237.62	501.48	127.73	34.42	0.00

Note : Month-end or year-end figures

\* Industry Classification is provided by Hang Seng Indexes Company Limited.

## Statistics on China enterprises (H shares) for GEM, 2005 – 2009

Year/Month	No. of issues	Turnover				Market capitalisation		
		Shares (mil)	% of equity total	Value (HK\$mil)	% of equity total	HK\$mil	% of equity total	
2005	40	3,723.12	7.97	4,154.00	18.60	6,420.65	9.64	
2006	46	7,393.77	14.83	14,860.02	34.02	14,952.03	16.82	
2007	42	12,219.59	4.89	23,632.65	14.84	22,695.38	14.09	
2008	40	3,604.15	2.23	7,861.73	15.09	11,550.65	25.57	
2009	40	7,978.91	2.69	15,501.38	20.46	27,059.82	25.76	
2009	Jan	40	194.06	3.25	394.75	38.60	12,919.20	29.38
	Feb	40	239.68	3.23	480.69	36.76	13,005.63	28.39
	Mar	40	655.53	6.78	927.02	49.80	13,664.73	29.09
	Apr	40	817.90	2.81	807.59	27.71	15,202.21	28.77
	May	40	1,000.94	2.45	1,783.52	23.87	19,034.27	26.57
	Jun	40	1,025.74	2.21	1,788.40	19.49	20,037.51	27.45
	Jul	40	536.37	1.21	1,074.83	12.98	21,419.82	25.65
	Aug	40	594.58	2.79	1,732.38	24.77	22,522.60	27.68
	Sep	40	570.05	3.04	1,526.15	13.72	24,599.61	28.31
	Oct	40	482.87	2.15	1,628.22	19.25	27,163.28	28.40
	Nov	40	1,059.08	4.74	1,581.22	18.93	28,039.62	27.12
	Dec	40	802.10	2.90	1,776.62	20.19	27,059.82	25.76

Note: Market capitalisation represents the value of the H shares only, not that of the entire issued capital of the enterprise.

## Statistics on Red chips stocks for GEM, 2005 – 2009

Year/Month	No. of issues	Turnover				Market capitalisation		
		Shares (mil)	% of equity total	Value (HK\$mil)	% of equity total	HK\$mil	% of equity total	
2005	3	698.77	1.50	242.67	1.09	836.23	1.26	
2006	4	1,266.49	2.54	634.64	1.45	790.31	0.89	
2007	4	18,215.14	7.29	10,839.99	6.81	10,378.89	6.44	
2008	4	3,982.77	2.47	1,845.01	3.54	988.62	2.19	
2009	4	2,067.92	0.70	1,456.88	1.92	6,551.60	6.24	
2009	Jan	4	184.04	3.08	20.74	2.03	972.28	2.21
	Feb	4	11.07	0.15	2.02	0.15	919.18	2.01
	Mar	4	4.65	0.05	0.65	0.04	918.54	1.96
	Apr	4	9.91	0.03	1.73	0.06	1,048.96	1.98
	May	4	18.92	0.05	5.32	0.07	1,259.97	1.76
	Jun	4	14.52	0.03	4.76	0.05	1,179.03	1.62
	Jul	4	14.37	0.03	4.13	0.05	1,179.03	1.41
	Aug	4	6.04	0.03	1.65	0.02	1,172.55	1.44
	Sep	4	4.23	0.02	1.10	0.01	1,133.70	1.30
	Oct	4	9.06	0.04	2.33	0.03	1,963.46	2.05
	Nov	5	514.18	2.30	334.83	4.01	5,846.90	5.66
	Dec	5	1,276.93	4.61	1,077.62	12.24	6,551.60	6.24

## Cash dividend payout of GEM listed companies by Hang Seng Industry Classification System\*, 2005 – 2009

Year/Month	No. of companies declared	No. of companies paid	Energy (HK\$mil)	Materials (HK\$mil)	Industrial Goods (HK\$mil)	Consumer Goods (HK\$mil)	Services (HK\$mil)	Telecommunications (HK\$mil)	Utilities (HK\$mil)	Financials (HK\$mil)	Properties & Construction (HK\$mil)	Information Technology (HK\$mil)	Conglomerates (HK\$mil)	Total dividend payout (HK\$mil)
2005	205	43	6.68	28.45	12.66	158.93	257.28	-	8.31	7.55	2.94	208.95	-	693.75
2006	194	37	7.66	36.61	29.64	92.86	192.75	-	7.33	43.75	11.20	1,478.42	-	1,900.22
2007	192	41	8.51	41.41	16.83	372.95	444.12	-	15.86	58.84	7.41	118.81	-	1,084.74
2008	188	35	-	15.11	13.23	154.74	251.12	-	-	-	28.66	977.09	-	1,438.96
2009	174	28	-	145.93	9.34	176.19	146.92	-	8.50	0.50	16.42	847.94	-	1,351.74
2009	Jan	6	0	-	-	-	-	-	-	-	-	8.24	-	8.24
	Feb	57	1	-	3.90	-	-	-	-	-	-	-	-	3.90
	Mar	108	1	-	-	-	-	-	-	-	-	392.26	-	392.26
	Apr	12	2	-	-	-	3.74	-	-	0.50	-	-	-	4.23
	May	119	5	-	-	-	10.14	40.15	-	-	-	9.13	-	59.41
	Jun	37	7	-	5.44	80.39	86.22	-	-	-	-	3.20	-	175.25
	Jul	10	4	-	3.12	-	-	-	8.50	-	5.70	4.57	-	21.90
	Aug	137	3	-	-	-	43.36	12.41	-	-	-	-	-	55.77
	Sep	21	3	-	-	-	3.58	5.62	-	-	-	107.17	-	116.38
	Oct	11	2	-	142.81	-	-	-	-	-	10.72	-	-	153.53
	Nov	147	4	-	-	-	34.98	2.53	-	-	-	323.38	-	360.88
	Dec	7	0	-	-	-	-	-	-	-	-	-	-	-

Note: Foreign companies excluded  
 Figures for the year 2005-2008 have been revised

\* Hang Seng Industry Classification System (HSICS) is provided by Hang Seng Indexes Company Limited.



## Newly listed companies on GEM

### Ordinary companies

Code	Company	Listing method/ Industry Classification*	No. of shares offered	Offer price (HK\$)	Funds raised (HK\$Mil)	Listing date/ subscription rate (times)	Sponsor
08325	Oriental City Group Holdings Ltd.	Offer for placing Financials - Other Financials	150,000,000	0.230	34.50	2009/08/28	SBI E2-Capital (HK) Ltd.
08296	Sino-Life Group Ltd.	Offer for placing Services - Support Services	172,500,000	0.720	124.20	2009/09/09	Sun Hung Kai International Ltd.
08351	Eternite International Co. Ltd.	Offer for placing Offer for sale Consumer Goods - Textiles & Clothing	80,000,000 80,000,000	0.250 0.250	20.00 20.00	2009/10/07	Cinda International Capital Ltd.
08305	Jiangchen International Holdings Ltd.	Offer for placing Offer for sale Consumer Goods - Textiles & Clothing	74,000,000 37,000,000	0.300 0.300	22.20 11.10	2009/10/08	Evolution Watterson Securities Ltd.
08248	Perception Digital Holdings Ltd.	Offer for subscription Offer for placing Consumer Goods - Household Goods & Electronics	75,000,000 97,500,000	0.720 0.720	54.00 70.20	2009/12/16	Quam Capital Ltd.
<b>Total</b>					<b>356.20</b>		

\* Industry Classification is provided by Hang Seng Indexes Company Limited.

## Withdrawal of listed companies from GEM

Code	Company	Last trading date	Delisted date
08313 <sup>#</sup>	International Elite Ltd.	2009/05/22	2009/05/25*
08149 <sup>#</sup>	TSC Offshore Group Ltd.	2009/06/04	2009/06/05*
08180 <sup>#</sup>	Golden Meditech Co. Ltd.	2009/06/15	2009/06/16*
08112 <sup>#</sup>	DeTeam Co. Ltd.	2009/06/19	2009/06/22*
08262	A - S China Plumbing Products Ltd.	2009/11/09	2009/12/15

<sup>#</sup> Transfers of listing from GEM to Main Board pursuant to the revised Rule 9.24 of the GEM Listing Rules and to the new Chapter 9A of the Main Board Listing Rules effective from 1 July 2008.

\* Effective date of the transfer of listing from GEM to Main Board

## Company name changes – GEM

Code	Former name	New name	Effective date	Adoption date
08046	Tiger Tech Holdings Ltd.	Heng Xin China Holdings Ltd.	2008/11/24	2009/01/16
08198	Melco LottVentures Ltd.	MelcoLot Ltd.	2008/12/04	2009/01/19
08003	T S Telecom Technologies Ltd.	Great World Company Holdings Ltd.	2008/11/05	2009/02/03
08158	B M Intelligence International Ltd.	China Bio-Med Regeneration Technology Ltd.	2008/12/18	2009/02/09
08053	A & K Educational Software Holdings Ltd.	China Electric Power Technology Holdings Ltd.	2008/12/30	2009/02/12
08192	Global Solution Engineering Ltd.	UURG Corporation Ltd.	2009/02/02	2009/02/27
08203	Challenger Group Holdings Ltd.	Kaisun Energy Group Ltd.	2009/02/27	2009/03/27
08116	Neolink Cyber Technology (Holding) Ltd.	Global Resources Development (Holding) Ltd.	2009/05/07	2009/06/11
08035	Wah Sang Gas Holdings Ltd.	Binhai Investment Co. Ltd.	2009/05/12	2009/06/19
08041	Intocera High Tech Group Ltd.	China Post E-Commerce (Holdings) Ltd.	2009/04/29	2009/07/13
08043	Era Information & Entertainment Ltd.	ERA Holdings Global Ltd.	2009/05/12	2009/07/17
08150	Fast Systems Technology (Holdings) Ltd.	Seamless Green China (Holdings) Ltd.	2009/06/18	2009/07/27
08022	Argos Enterprise (Holdings) Ltd.	TLT Lottotainment Group Ltd.	2009/07/23	2009/07/30
08032	GreaterChina Technology Group Ltd.	Coolpoint Energy Ltd.	2009/08/13	2009/09/10
08172	Golife Concepts Holdings Ltd.	China Star Film Group Ltd.	2009/09/10	2009/10/23
08173	Intelli-Media Group (Holdings) Ltd.	Pan Asia Mining Ltd.	2009/09/04	2009/10/28
08130	Brilliant Arts Multi-Media Holding Ltd.	Xing Lin Medical Information Technology Co. Ltd.	2009/11/09	2009/11/25
08166	Linefan Technology Holdings Ltd.	China Eco-Farming Ltd.	2009/10/13	2009/11/27
08239	Ming Kei Energy Holdings Ltd.	Ming Kei Holdings Ltd.	2009/10/29	2009/11/27
08123	First China Financial Holdings Ltd.	First China Financial Network Holdings Ltd.	2009/11/24	2009/12/29

## Reorganisations/demergers on GEM

Code	Company	Particulars	Proposed date Completed / EGM date
NIL			

## Privatisations by major shareholder on GEM

Code	Company	Particulars	Last trading date	Delisted date
Nil				

## Change of domicile of listed companies on GEM

Code	Former company	New company	Place of incorporation	Effective date
08172	Golife Concepts Holdings Ltd.	Golife Concepts Holdings Ltd.	Bermuda	2009/03/16
08130	Brilliant Arts Multi-Media Holding Ltd.	Brilliant Arts Multi-Media Holding Ltd.	Bermuda	2009/04/20
08239	Ming Kei Holdings Ltd.	Ming Kei Holdings Ltd.	Bermuda	2009/11/30
08075	Rojam Entertainment Holdings Ltd.	Rojam Entertainment Holdings Ltd.	Bermuda	2009/12/03

## Companies under suspension on GEM as at the end of 2009

Code		Last closing price		Date of suspension
		(HK\$)	(Date)	
08148	Aurum Pacific (China) Group Ltd.	0.310	(2007/03/21)	2007/03/22
08178	China Information Technology Development Ltd.	0.101	(2009/01/23)	2009/01/29
08120	China Medical and Bio Science Ltd.	0.048	(2008/10/27)	2008/10/28
08171	China Trends Holdings Ltd.	0.117	(2009/03/31)	2009/04/01
08109	Creative Energy Solutions Holdings Ltd.	0.116	(2005/09/29)	2005/09/30
08082	Info Communication Holdings Ltd.	0.130	(2009/06/25)	2009/06/26
08188	Mudan Automobile Shares Co. Ltd. - H Shares	0.345	(2005/03/29)	2005/03/29
08011	Polyard Petroleum International Group Ltd.	0.080	(2009/12/08)	2009/12/09
08150	Seamless Green China (Holdings) Ltd.	0.041	(2009/10/29)	2009/10/29
08115	Shanghai Qingpu Fire-Fighting Equipment Co. Ltd. - H Shares	0.190	(2006/12/20)	2006/12/21
08010	SMI Publishing Group Ltd.	0.015	(2005/04/28)	2005/04/28
08229	Tungda Innovative Lighting Holdings Ltd.	0.180	(2004/07/28)	2004/07/29
08211	Zhejiang Yonglong Enterprises Co. Ltd. - H Shares	0.077	(2008/10/23)	2008/10/24

## Takeovers and mergers for GEM

Code	Company	Proposed date Offer closing date
08115	<b>Shanghai Qingpu Fire-Fighting Equipment Co. Ltd. – H Shares</b> Mandatory unconditional cash offer was made by Liancheng Fire Protection Group (Hong Kong) Co. Ltd. at a price of HK\$0.216 for each H share	2009/06/09 2009/06/30
08035	<b>Binhai Investment Co. Ltd.</b> Mandatory unconditional cash offer was made by Teda Hong Kong Property Co. Ltd. at a price of HK\$0.08 for each share	2009/06/15 2009/07/06
08188	<b>Mudan Automobile Shares Co. Ltd. – H Shares</b> Mandatory unconditional cash offer was made by Cheerbond Investment International Ltd. at a price of HK\$0.344 for each H share	2009/08/31 2009/09/21
08075	<b>Rojam Entertainment Holdings Ltd.</b> Mandatory unconditional cash offer was made by Marvel Bonus Holdings Ltd. at a price of HK\$0.028 for each share	2009/09/01 2009/09/29
08262	<b>A – S China Plumbing Products Ltd.</b> Voluntary unconditional cash offer was made by INAX Corporation at a price of EUR 0.336 for each share	2009/07/10 2009/11/09

## Share subdivisions and share consolidations on GEM

Code	Stock	Particulars	Old par value (HK\$)	New par value (HK\$)	Effective date
08172	China Star Film Group Ltd. (Formerly: Golife Concepts Holdings Ltd.)	Consolidation 10 into 1	0.0500	0.0100 (1)	2009/04/06
08130	Xing Lin Medical Information Technology Co. Ltd. (Formerly: Brilliant Arts Multi-Media Holding Ltd.)	Consolidation 10 into 1	0.0100	0.0100 (2)	2009/05/11
08250	Core Healthcare Investment Holdings Ltd.	Consolidation 10 into 1	0.0010	0.0100	2009/08/06
08117	China Primary Resources Holdings Ltd.	Consolidation 10 into 1	0.00125	0.0125	2009/08/21
08256	Netel Technology (Holdings) Ltd.	Consolidation 2 into 1	0.0100	0.0200	2009/07/06
08220	Emcom International Ltd.	Consolidation 2 into 1	0.0100	0.0200	2009/08/06
08051	TeleEye Holdings Ltd.	Consolidation 20 into 1	0.0100	0.2000	2009/11/09
08299	Grand T G Gold Holdings Ltd.	Consolidation 4 into 1	0.0010	0.0040	2009/05/05
08017	Long Success International (Holdings) Ltd.	Consolidation 4 into 1	0.0100	0.0400	2009/08/12
08079	B.A.L. Holdings Ltd.	Consolidation 5 into 1	0.0500	0.0100 (3)	2009/01/15
08041	China Post E-Commerce (Holdings) Ltd. (Formerly: Intcera High Tech Group Ltd.)	Consolidation 5 into 1	0.0100	0.0500	2009/06/01
08202	Inno-Tech Holdings Ltd.	Consolidation 5 into 1	0.0200	0.1000	2009/11/12
08317	Finet Group Ltd.	Consolidation 5 into 1	0.0100	0.0500	2009/11/30
08055	China E-Learning Group Ltd.	Consolidation 5 into 1	0.1000	0.5000	2009/12/17
08239	Ming Kei Holdings Ltd. (Formerly: Ming Kei Energy Holdings Ltd.)	Consolidation 50 into 1	0.0100	0.0100 (4)	2009/12/21
08166	China Eco-Farming Ltd. (Formerly: Linefan Technology Holdings Ltd.)	Split 1 into 10	0.1000	0.0100	2009/10/13
08306	China Nonferrous Metals Co. Ltd.	Split 1 into 5	0.0020	0.0004	2009/08/20
08009	iMerchants Ltd.	Split 1 into 5	0.2000	0.0400	2009/11/02
08096	ThinSoft (Holdings) Inc.	Split 1 into 5	0.0500	0.0100	2009/11/05
08081	Computech Holdings Ltd.	Split 1 into 5	0.0500	0.0100	2009/12/04

Notes :

- (1) Capital reduced by HK\$0.49 of par from HK\$0.50 to HK\$0.01
- (2) Capital reduced by HK\$0.09 of par from HK\$0.10 to HK\$0.01
- (3) Capital reduced by HK\$0.24 of par from HK\$0.25 to HK\$0.01
- (4) Capital reduced by HK\$0.49 of par from HK\$0.50 to HK\$0.01

## Bonus issues/bonus warrants on GEM

Code	Stock	Particulars	Ex-date
08143	Hua Xia Healthcare Holdings Ltd.	2 for 1 offer sh	2009/02/10
08150	Seamless Green China (Holdings) Ltd. (Formerly: Fast Systems Technology (Holdings) Ltd.)	3 for 1	2009/04/29
08112	DeTeam Co. Ltd.	1 for 5	2009/05/22
08317	Finet Group Ltd.	3 wts for 10 offer shs	2009/06/26
08233	CIG Yangtze Ports PLC	1 for 1 rts sh	2009/07/09
08079	B.A.L. Holdings Ltd.	4 for 1	2009/10/28

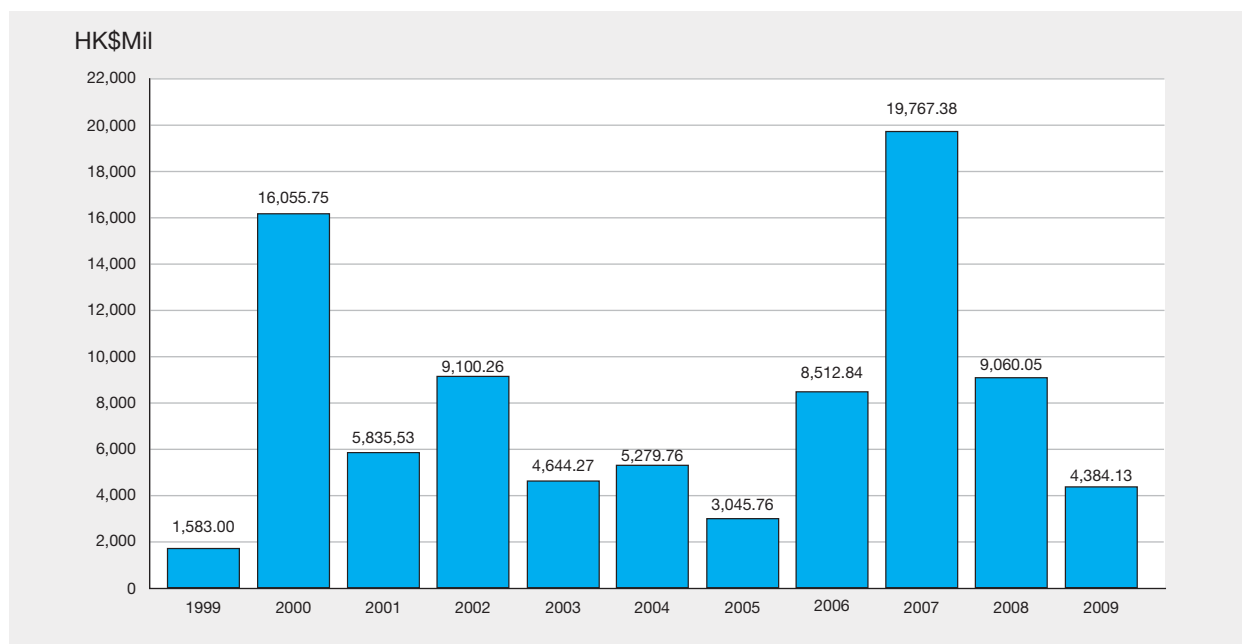
## Rights issues / open offers on GEM

Code	Stock	Particulars	Funds raised (HK\$mil)	Ex-date payment date
08172	China Star Film Group Ltd. (Formerly: Golife Concepts Holdings Ltd.)	Open offer 2 for 5 @\$0.05	6.58	2008/12/11 2009/01/05
08130	Xing Lin Medical Information Technology Co. Ltd. (Formerly: Brilliant Arts Multi-Media Holding Ltd.)	Open offer 9 for 1 @\$0.04	45.25	2009/01/07 2009/01/30
08053	China Electric Power Technology Holdings Ltd. (Formerly: A & K Educational Software Holdings Ltd.)	Rts 1 for 2 @\$0.10	21.28	2009/02/06 2009/03/02
08143	Hua Xia Healthcare Holdings Ltd.	Open offer 1 for 2 @\$0.05 with bonus 2 for 1 offer sh	44.95	2009/02/10 2009/03/06
08035	Binhai Investment Co. Ltd. (Formerly: Wah Sang Gas Holdings Ltd.)	Open offer 1 for 1 @\$0.04	32.63	2009/04/30 2009/05/25
08081	Computech Holdings Ltd.	Open offer 1 for 2 @\$0.15	7.86	2009/05/04 2009/05/25
08172	China Star Film Group Ltd. (Formerly: Golife Concepts Holdings Ltd.)	Open offer 8 for 1 @\$0.10	55.50	2009/06/01 2009/06/24
08100	M Dream Inworld Ltd.	Open offer 1 for 3 @\$0.045	12.30	2009/07/02 2009/07/24
08317	Finet Group Ltd.	Open offer 1 for 2 @\$0.05 with bonus 3 wts for 10 offer shs	14.98	2009/06/26 2009/07/27
08117	China Primary Resources Holdings Ltd.	Rts 1 for 2 @\$0.02	81.97	2009/07/07 2009/07/29
08228	Vertex Group Ltd.	Open offer 1 for 2 @\$0.09	32.00	2009/07/08 2009/07/29
08233	CIG Yangtze Ports PLC	Rts 2 for 3 @\$0.10 with bonus 1 for 1 rts sh	33.43	2009/07/09 2009/07/31
08270	China Leason Investment Group Co. Ltd.	Open offer 3 for 7 @\$0.20	74.26	2009/08/24 2009/09/14
08200	Sau San Tong Holdings Ltd.	Open offer 5 for 1 @\$0.01	47.99	2009/08/25 2009/09/16
08253	Sanmenxia Tianyuan Aluminum Co. Ltd. - H Shares	Rts 12 for 5 @\$0.12	100.81	2009/09/22 2009/11/13
08317	Finet Group Ltd.	Open offer 1 for 1 @\$0.07	62.96	2009/10/23 2009/11/19
<b>Total</b>			<b>674.75</b>	

## Placings on GEM

Code	Company	New shares placed	Placing price (HK\$)	Funds raised (HK\$ mil)	Allotment date
08220	Emcom International Ltd.	540,000,000	0.0200	10.80	2009/01/07
08171	China Trends Holdings Ltd.	117,288,000	0.0700	8.21	2009/01/21
08202	Inno-Tech Holdings Ltd.	48,000,000	0.0870	4.18	2009/01/23
08153	China Chief Cable TV Group Ltd.	50,000,000	0.1250	6.25	2009/01/30
08043	Era Information & Entertainment Ltd. (Name changed ERA Holdings Global Ltd.)	14,724,000	0.1200	1.77	2009/02/02
08017	Long Success International (Holdings) Ltd.	169,232,000	0.0650	11.00	2009/03/16
08153	China Chief Cable TV Group Ltd.	12,000,000	0.1250	1.50	2009/03/25
08079	B.A.L. Holdings Ltd.	40,000,000	0.0900	3.60	2009/03/31
08299	Grand T G Gold Holdings Ltd.	660,000,000	0.1000	66.00	2009/05/07
08228	Vertex Group Ltd.	96,000,000	0.0730	7.01	2009/05/08
08250	Core Healthcare Investment Holdings Ltd.	1,200,000,000	0.0250	30.00	2009/05/13
08172	Golife Concepts Holdings Ltd. (Name changed China Star Film Group Ltd.)	11,560,000	0.2050	2.37	2009/05/14
08153	China Chief Cable TV Group Ltd.	50,000,000	0.2800	14.00	2009/05/20
08108	FAVA International Holdings Ltd.	182,000,000	0.1020	18.56	2009/05/27
08176	Blu Spa Holdings Ltd.	78,720,000	0.2000	15.74	2009/05/29
08153	China Chief Cable TV Group Ltd.	16,500,000	0.3200	5.28	2009/05/29
08153	China Chief Cable TV Group Ltd.	8,500,000	0.3300	2.81	2009/05/29
08256	Netel Technology (Holdings) Ltd.	42,856,000	0.0560	2.40	2009/06/08
08035	Binhai Investment Co. Ltd.	3,000,000,000	0.0800	240.00	2009/06/12
08128	China Ground Source Energy Ltd.	1,100,000,000	0.0780	85.80	2009/06/26
08272	Byford International Ltd.	400,000,000	0.2000	80.00	2009/06/29
08111	Soluteck Holdings Ltd.	90,630,000	0.4300	38.97	2009/07/08
08256	Netel Technology (Holdings) Ltd.	71,430,000	0.1120	8.00	2009/07/09
08021	WLS Holdings Ltd.	40,000,000	0.2010	8.04	2009/07/16
08119	Thiz Technology Group Ltd.	260,000,000	0.1000	26.00	2009/07/22
08053	China Electric Power Technology Holdings Ltd.	30,670,000	0.2530	7.76	2009/07/28
08079	B.A.L. Holdings Ltd.	100,000,000	0.1000	10.00	2009/07/31
08032	GreaterChina Technology Group Ltd. (Name changed Coolpoint Energy Ltd.)	300,000,000	0.1500	45.00	2009/07/31
08055	China E-Learning Group Ltd.	190,000,000	0.1800	34.20	2009/08/03
08041	China Post E-Commerce (Holdings) Ltd.	106,000,000	0.3800	40.28	2009/08/03
08055	China E-Learning Group Ltd.	90,000,000	0.1800	16.20	2009/08/05
08003	Great World Company Holdings Ltd.	80,000,000	0.2650	21.20	2009/08/07
08287	Nanjing Sample Technology Co. Ltd. – H Shares	30,600,000	4.0000	122.40	2009/08/11
08066	Cardlink Technology Group Ltd.	18,000,000	1.2500	22.50	2009/08/12
08017	Long Success International (Holdings) Ltd.	65,000,000	0.1600	10.40	2009/08/12
08221	Lee's Pharmaceutical Holdings Ltd.	30,273,437	0.6400	19.37	2009/08/24
08203	Kaisun Energy Group Ltd.	240,000,000	0.7000	168.00	2009/08/27
08256	Netel Technology (Holdings) Ltd.	50,000,000	0.1100	5.50	2009/08/31
08306	China Nonferrous Metals Co. Ltd.	57,687,500	0.2600	15.00	2009/09/03
08079	B.A.L. Holdings Ltd.	300,000,000	0.1000	30.00	2009/09/08
08046	Heng Xin China Holdings Ltd.	100,000,000	0.7000	70.00	2009/09/09
08066	Cardlink Technology Group Ltd.	12,000,000	1.2500	15.00	2009/09/14
08256	Netel Technology (Holdings) Ltd.	20,000,000	0.1200	2.40	2009/09/14
08153	China Chief Cable TV Group Ltd.	16,000,000	0.2500	4.00	2009/09/21
08306	China Nonferrous Metals Co. Ltd.	59,620,000	0.2600	15.50	2009/09/24
08220	Emcom International Ltd.	150,000,000	0.1000	15.00	2009/10/14
08299	Grand T G Gold Holdings Ltd.	72,000,000	0.0700	5.04	2009/10/28
08175	China Digital Licensing (Group) Ltd.	273,000,000	0.1050	28.67	2009/10/30
08075	Rojam Entertainment Holdings Ltd.	380,000,000	0.1000	38.00	2009/10/30
08250	Core Healthcare Investment Holdings Ltd.	185,000,000	0.1300	24.05	2009/11/05
08166	China Eco-Farming Ltd.	140,000,000	0.0700	9.80	2009/11/09
08228	Vertex Group Ltd.	123,000,000	0.1080	13.28	2009/11/13
08019	Everpride Biopharmaceutical Co. Ltd.	144,000,000	0.1590	22.90	2009/11/24
08256	Netel Technology (Holdings) Ltd.	10,000,000	0.2778	2.78	2009/11/25
08158	China Bio-Med Regeneration Technology Ltd.	496,000,000	0.2600	128.96	2009/11/26
08021	WLS Holdings Ltd.	35,000,000	0.2000	7.00	2009/11/27
08017	Long Success International (Holdings) Ltd.	154,000,000	0.2000	30.80	2009/12/01
08176	Blu Spa Holdings Ltd.	49,800,000	0.8000	39.84	2009/12/02
08299	Grand T G Gold Holdings Ltd.	355,003,200	0.1250	44.38	2009/12/04
08212	Aptus Holdings Ltd.	160,000,000	0.2500	40.00	2009/12/10
08130	Xing Lin Medical Information Technology Co. Ltd.	5,000,000,000	0.1000	500.00	2009/12/10
08212	Aptus Holdings Ltd.	122,160,000	0.3172	38.75	2009/12/16
08270	China Leason Investment Group Co. Ltd.	124,120,000	0.1380	17.13	2009/12/17
08017	Long Success International (Holdings) Ltd.	70,000,000	0.2000	14.00	2009/12/17
08116	Global Resources Development (Holding) Ltd.	570,000,000	0.1830	104.31	2009/12/30
08026	Prosten Technology Holdings Ltd.	150,000,000	0.2500	37.50	2009/12/30
<b>Total</b>				<b>2,535.18</b>	

## Equity funds raised for GEM, 1999 – 2008



## Funds raised by classification for GEM, 1999 – 2009

		HK\$mil											
Type	Listing method	1999	2000	2001	2002	2003	2004	2005	2006	2007	2008	2009	
Equities	Offer for subscription	231.04	817.28	90.92	1,415.28	93.44	391.64	12.66	297.00	–	–	54.00	
	Offer for sale	220.38	249.38	370.32	457.38	108.64	61.07	22.10	73.50	163.43	20.00	31.10	
	Offer for placing	1,131.57	13,748.16	3,654.58	5,138.00	1,873.21	2,241.42	630.68	1,398.71	1,830.12	196.84	271.10	
	Placing	–	508.66	274.19	1,216.57	1,512.16	1,650.81	1,646.28	3,163.57	10,910.49	3,728.85	2,535.18	
	Rights issue	–	–	153.83	154.90	220.70	191.11	58.22	2,146.02	1,853.63	133.46	237.49	
	Open offer	–	–	–	–	128.47	5.96	16.47	78.57	248.79	181.99	437.27	
	Consideration issue	–	682.43	1,245.48	638.87	664.93	656.66	537.42	1,199.87	4,187.92	4,594.00	608.10	
	Warrants exercised	–	–	28.20	0.00	0.14	0.06	7.62	2.24	140.46	31.71	4.85	
	Share option scheme	–	49.84	18.02	79.25	42.57	80.98	114.31	153.36	432.55	173.21	205.03	
<b>Equities funds raised</b>		<b>1,583.00</b>	<b>16,055.75</b>	<b>5,835.53</b>	<b>9,100.26</b>	<b>4,644.27</b>	<b>5,279.69</b>	<b>3,045.76</b>	<b>8,512.84</b>	<b>19,767.38</b>	<b>9,060.05</b>	<b>4,384.13</b>	
<b>Equity warrants – premium</b>		<b>–</b>	<b>–</b>	<b>–</b>	<b>6.25</b>	<b>–</b>	<b>–</b>	<b>–</b>	<b>–</b>	<b>6.23</b>	<b>–</b>	<b>–</b>	

## Funds raised by Mainland enterprises H shares for GEM, 1999 – 2009

		HK\$mil											
Type	Listing method	1999	2000	2001	2002	2003	2004	2005	2006	2007	2008	2009	
Equities	Offer for subscription	–	–	8.70	–	80.32	22.36	5.46	297.00	–	–	–	
	Offer for sale	–	–	42.89	39.59	15.47	32.17	3.89	73.50	–	–	–	
	Offer for placing	–	644.18	712.40	1,020.02	1,122.12	639.07	166.13	1,398.71	–	176.84	–	
	Placing	–	–	–	113.00	204.00	459.33	272.90	594.25	1,317.33	1,770.67	122.40	
	Rights issue	–	–	–	–	–	–	–	–	–	–	100.81	
	Open offer	–	–	–	–	–	–	–	–	82.71	–	–	
	Consideration issue	–	–	–	–	–	–	–	–	–	–	–	
	Warrants exercised	–	–	–	–	–	–	–	–	–	–	–	
	Share option scheme	–	–	–	–	–	–	–	–	–	–	–	
<b>Equities funds raised</b>		<b>–</b>	<b>644.18</b>	<b>763.99</b>	<b>1,172.60</b>	<b>1,421.91</b>	<b>1,152.93</b>	<b>448.37</b>	<b>2,363.46</b>	<b>1,400.04</b>	<b>1,947.51</b>	<b>223.21</b>	



## Funds raised by Red Chip stocks for GEM, 1999 – 2009

HK\$mil

Type	Listing method	1999	2000	2001	2002	2003	2004	2005	2006	2007	2008	2009
<b>Equities</b>	Offer for subscription	70.35	-	-	-	-	-	-	-	-	-	-
	Offer for sale	172.45	-	-	-	-	-	-	-	-	-	-
	Offer for placing	161.44	-	-	-	-	92.00	-	-	-	-	-
	Placing	-	-	-	-	-	-	18.72	-	707.76	125.00	-
	Rights issue	-	-	-	-	-	-	-	-	-	-	-
	Open offer	-	-	-	-	-	-	-	-	-	-	-
	Consideration issue	-	-	-	-	-	-	20.81	-	299.75	95.22	-
	Warrants exercised	-	-	-	-	-	-	-	-	-	-	-
	Share option scheme	-	-	-	-	0.68	-	-	6.90	42.09	-	-
<b>Equities funds raised</b>		404.24	-	-	-	0.68	92.00	39.53	6.90	1,049.61	220.22	-

## Newly listed equity warrants on GEM, 2009

Code	Warrant	Subscription price per unit (HK\$)	Subscription period	Initial issued amount (HK\$)	Listing date
Nil					

## List of expired equity warrants for GEM, 2009

Code	Warrant	Last trading date	Delisted date
08358	China Bio Cassava Holdings Ltd. Warrants 2009	2009/01/20	2009/01/29
08360	Long Success International (Holdings) Ltd. Warrants 2009	2009/01/22	2009/02/02

## Market value and trading for equity warrants on GEM, 2005 – 2009

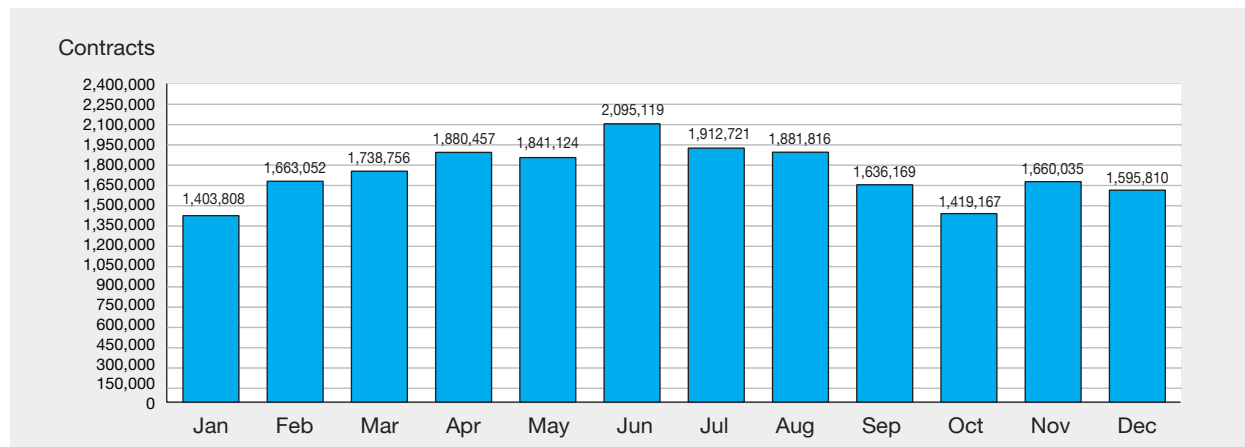
Year/Month	Number	Market value (HK\$mil.)	Turnover value (HK\$mil.)	(%) of market total
2005	0	0.00	0.30	0.00
2006	1	10.61	0.31	0.00
2007	3	71.23	26.40	0.02
2008	3	10.34	2.93	0.01
2009	1	1.49	0.34	0.00
2009 Jan	2	3.30	0.26	0.03
2009 Feb	1	1.49	–	0.00
2009 Mar	1	1.49	0.00	0.00
2009 Apr	1	1.49	–	0.00
2009 May	1	1.64	–	0.00
2009 Jun	1	1.94	–	0.00
2009 Jul	1	4.47	0.00	0.00
2009 Aug	1	5.22	–	0.00
2009 Sep	1	5.97	0.04	0.00
2009 Oct	1	5.22	0.02	0.00
2009 Nov	1	1.49	0.01	0.00
2009 Dec	1	1.49	–	0.00

Month-end or year-end figures.

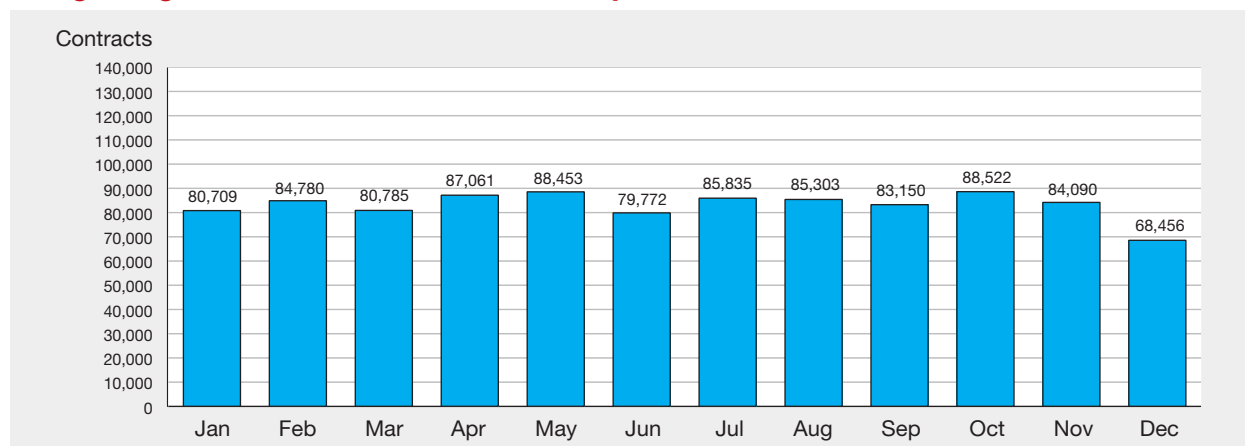
## Hang Seng Index futures – trading statistics 2005 – 2009

Year/Month	No. of trading days	Contracts			
		Total volume	Average daily volume	Period end open interest	
2005	246.5	9,910,565	40,205	98,211	
2006	247.0	12,718,380	51,491	119,836	
2007	245.0	17,160,964	70,045	111,513	
2008	243.0	21,716,508	89,368	73,034	
2009	247.5	20,728,034	83,750	68,456	
2009	Jan	18.0	1,403,808	77,989	80,709
	Feb	20.0	1,663,052	83,153	84,780
	Mar	22.0	1,738,756	79,034	80,785
	Apr	20.0	1,880,457	94,023	87,061
	May	19.0	1,841,124	96,901	88,453
	Jun	22.0	2,095,119	95,233	79,772
	Jul	22.0	1,912,721	86,942	85,835
	Aug	21.0	1,881,816	89,610	85,303
	Sep	21.5	1,636,169	76,101	83,150
	Oct	20.0	1,419,167	70,958	88,522
	Nov	21.0	1,660,035	79,049	84,090
	Dec	21.0	1,595,810	75,991	68,456
2009	Highest (date)		<b>177,293</b> (28/07)		<b>123,267</b> (27/10)

## Hang Seng Index futures – monthly volume, 2009



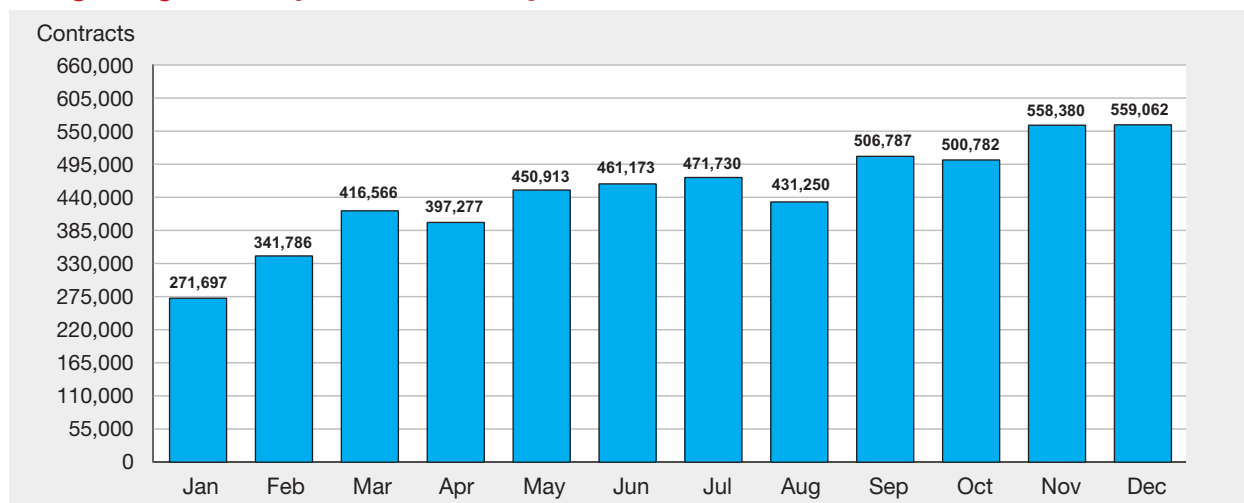
## Hang Seng Index futures – month-end open interest 2009



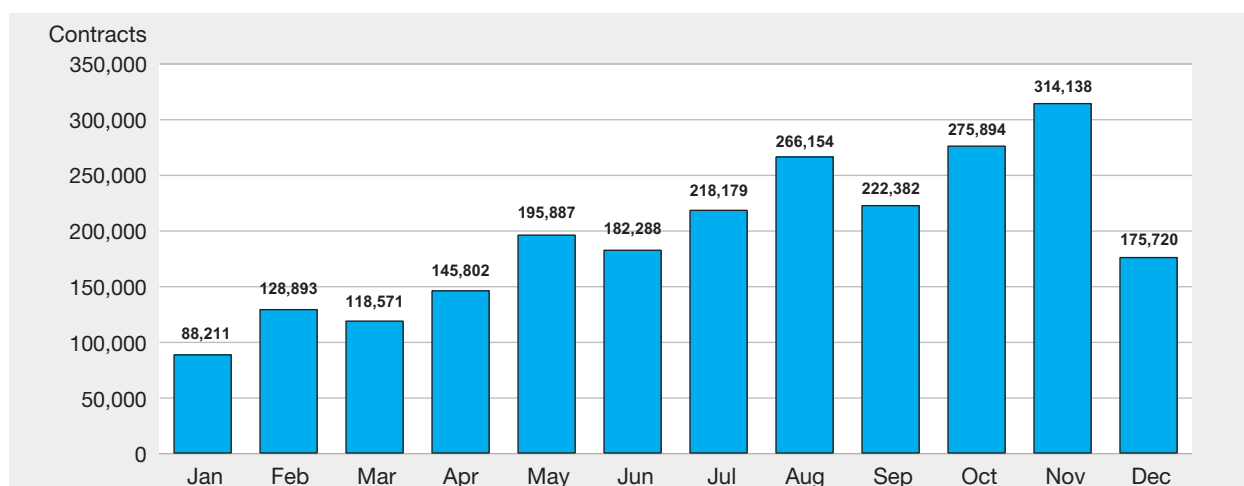
## Hang Seng Index options – trading statistics 2005 – 2009

Year/Month	No. of trading days	Volume (contracts)			Average daily	Period end open interest (contracts)
		Call	Put	Total		
2005	246.5	1,306,331	1,765,491	3,071,822	12,462	192,069
2006	247.0	1,710,781	2,384,898	4,095,679	16,582	227,946
2007	245.0	2,882,001	4,598,182	7,480,183	30,531	174,368
2008	243.0	1,847,637	1,973,160	3,820,797	15,723	75,829
2009	247.5	2,544,351	2,823,052	5,367,403	21,686	175,720
2009 Jan	18.0	124,304	147,393	271,697	15,094	88,211
2009 Feb	20.0	159,200	182,586	341,786	17,089	128,893
2009 Mar	22.0	208,050	208,516	416,566	18,935	118,571
2009 Apr	20.0	195,277	202,000	397,277	19,864	145,802
2009 May	19.0	199,752	251,161	450,913	23,732	195,887
2009 Jun	22.0	236,616	224,557	461,173	20,962	182,288
2009 Jul	22.0	224,500	247,230	471,730	21,442	218,179
2009 Aug	21.0	190,970	240,280	431,250	20,536	266,154
2009 Sep	21.5	234,679	272,108	506,787	23,571	222,382
2009 Oct	20.0	243,812	256,970	500,782	25,039	275,894
2009 Nov	21.0	256,823	301,557	558,380	26,590	314,138
2009 Dec	21.0	270,368	288,694	559,062	26,622	175,720
2009 Highest (date)				<b>50,922</b> (27/11)		<b>406,182</b> (29/12)

## Hang Seng Index options – monthly volume, 2009



## Hang Seng Index options – month-end open interest 2009



## Mini-Hang Seng Index futures – trading statistics, 2005 – 2009

Year/Month	No. of trading days	Contracts		
		Total volume	Average daily volume	Period end open interest
2005	246.5	1,501,342	6,091	3,081
2006	247.0	2,140,242	8,665	5,974
2007	245.0	4,325,977	17,657	3,457
2008	243.0	7,961,028	32,761	2,945
2009	247.5	9,279,877	37,494	4,447
2009 Jan	18.0	529,054	29,392	3,312
Feb	20.0	629,896	31,495	3,624
Mar	22.0	768,203	34,918	4,303
Apr	20.0	843,990	42,200	6,769
May	19.0	898,297	47,279	7,345
Jun	22.0	1,015,826	46,174	5,914
Jul	22.0	922,697	41,941	5,427
Aug	21.0	849,421	40,449	4,157
Sep	21.5	704,539	32,769	4,164
Oct	20.0	620,288	31,014	4,390
Nov	21.0	727,542	34,645	5,116
Dec	21.0	770,124	36,673	4,447
2009 Highest (date)		<b>62,879</b> (13/05)		<b>11,148</b> (29/07)

## Mini-Hang Seng Index options – trading statistics, 2005 – 2009

Year/Month	No. of trading days	Volume (contracts)				Period end open interest
		Call	Put	Total volume	Average daily volume	(contracts)
2005	246.5	15,096	15,499	30,595	124	555
2006	247.0	28,301	25,155	53,456	216	781
2007	245.0	31,060	38,452	69,512	284	443
2008	243.0	79,776	77,181	156,957	646	1,796
2009	247.5	141,819	144,772	286,591	1,158	3,551
2009 Jan	18.0	8,120	7,212	15,332	852	1,838
Feb	20.0	9,180	8,476	17,656	883	2,469
Mar	22.0	11,764	11,768	23,532	1,070	2,865
Apr	20.0	12,347	12,980	25,327	1,266	3,605
May	19.0	11,792	12,035	23,827	1,254	4,086
Jun	22.0	13,344	14,704	28,048	1,275	4,378
Jul	22.0	12,583	13,924	26,507	1,205	3,852
Aug	21.0	10,152	10,389	20,541	978	3,749
Sep	21.5	11,408	11,204	22,612	1,052	2,789
Oct	20.0	11,540	11,929	23,469	1,173	3,588
Nov	21.0	13,444	13,987	27,431	1,306	4,041
Dec	21.0	16,145	16,164	32,309	1,539	3,551
2009 Highest (date)				<b>4,584</b> (28/04)		<b>9,893</b> (26/06)



## H-shares Index futures – trading statistics, 2005 – 2009

Year/Month	No. of trading days	Contracts		
		Total volume	Average daily volume	Period end open interest
2005	246.5	1,978,673	8,027	35,125
2006	247.0	4,880,470	19,759	59,345
2007	245.0	10,846,277	44,271	91,786
2008	243.0	14,440,965	59,428	96,120
2009	247.5	12,394,116	50,077	74,324
2009 Jan	18.0	990,423	55,024	88,735
Feb	20.0	1,042,741	52,137	85,466
Mar	22.0	1,253,933	56,997	85,412
Apr	20.0	1,194,182	59,709	88,148
May	19.0	1,064,420	56,022	70,117
Jun	22.0	1,117,486	50,795	71,607
Jul	22.0	1,009,333	45,879	84,965
Aug	21.0	1,084,533	51,644	84,759
Sep	21.5	981,715	45,661	80,516
Oct	20.0	857,122	42,856	76,434
Nov	21.0	946,715	45,082	77,584
Dec	21.0	851,513	40,548	74,324
2009 Highest (date)		<b>150,998</b> (24/02)		<b>127,229</b> (23/01)

## H-shares Index options – trading statistics, 2005 – 2009

Year/Month	No. of trading days	Volume (contracts)				Period end open interest
		Call	Put	Total volume	Average daily volume	(contracts)
2005	246.5	114,346	143,079	257,425	1,044	32,599
2006	247.0	327,843	430,404	758,247	3,070	74,903
2007	245.0	651,452	1,076,395	1,727,847	7,052	76,326
2008	243.0	819,437	794,551	1,613,988	6,642	59,592
2009	247.5	915,184	1,045,947	1,961,131	7,924	124,030
2009 Jan	18.0	57,103	58,167	115,270	6,404	85,126
Feb	20.0	47,246	62,110	109,356	5,468	99,724
Mar	22.0	86,476	90,385	176,861	8,039	95,652
Apr	20.0	69,667	107,094	176,761	8,838	114,705
May	19.0	49,398	83,579	132,977	6,999	146,901
Jun	22.0	96,057	95,407	191,464	8,703	114,324
Jul	22.0	53,067	76,923	129,990	5,909	153,970
Aug	21.0	52,562	71,432	123,994	5,904	192,593
Sep	21.5	74,858	91,170	166,028	7,722	190,047
Oct	20.0	109,090	84,407	193,497	9,675	223,982
Nov	21.0	83,950	110,680	194,630	9,268	259,492
Dec	21.0	135,710	114,593	250,303	11,919	124,030
2009 Highest (date)				<b>41,229</b> (11/12)		<b>344,647</b> (29/12)

## Mini H-shares Index futures – trading statistics 2008 – 2009

Year/Month	No. of trading days	Contracts		
		Total volume	Average daily volume	Period end open interest
2008 *	184.5	318,395	1,726	345
2009	247.5	799,894	3,232	741
2009 Jan	18.0	44,712	2,484	470
Feb	20.0	43,080	2,154	574
Mar	22.0	59,441	2,702	702
Apr	20.0	68,398	3,420	621
May	19.0	64,963	3,419	639
Jun	22.0	75,625	3,438	623
Jul	22.0	71,047	3,229	729
Aug	21.0	85,568	4,075	784
Sep	21.5	81,051	3,770	844
Oct	20.0	62,506	3,125	681
Nov	21.0	73,120	3,482	720
Dec	21.0	70,383	3,352	741
2009 Highest (date)		<b>5,326</b> (27/08)		<b>1,422</b> (29/07)

\* Trading in Mini H-shares Index futures commenced on 31 March 2008

## Three-month HIBOR futures – trading statistics 2005 – 2009

Year/Month	No. of trading days	Contracts		
		Total volume	Average daily volume	Period end open interest
2005	246.5	24,935	101	1,472
2006	247.0	13,888	56	1,532
2007	245.0	31,678	129	1,992
2008	243.0	23,818	98	2,435
2009	247.5	2,573	10	103
2009 Jan	18.0	654	36	2,425
Feb	20.0	51	3	2,405
Mar	22.0	421	19	1,327
Apr	20.0	141	7	1,252
May	19.0	353	19	1,298
Jun	22.0	415	19	550
Jul	22.0	126	6	518
Aug	21.0	42	2	539
Sep	21.5	124	6	169
Oct	20.0	83	4	146
Nov	21.0	83	4	137
Dec	21.0	80	4	103
2009 Highest (date)		<b>205</b> (10/03)		<b>2,605</b> (19/01)

## One-month HIBOR futures – trading statistics 2005 – 2009

Year/Month	No. of trading days	Contracts		
		Total volume	Average daily volume	Period end open interest
2005	246.5	246	1	5
2006	247.0	155	1	0
2007	245.0	574	2	140
2008	243.0	891	4	91
2009	247.5	204	1	0
2009 Jan	18.0	2	0	47
Feb	20.0	0	0	0
Mar	22.0	82	4	50
Apr	20.0	25	1	24
May	19.0	25	1	0
Jun	22.0	35	2	35
Jul	22.0	15	1	25
Aug	21.0	0	0	0
Sep	21.5	20	1	20
Oct	20.0	0	0	10
Nov	21.0	0	0	0
Dec	21.0	0	0	0
2009 Highest (date)		<b>20</b> (17/03)		<b>93</b> (19/01)

## Three-Year Exchange Fund Note futures – trading statistics 2005 – 2009

Year/Month	No. of trading days	Contracts		
		Total volume	Average daily volume	Period end open interest
2005	246.5	1,250	5	0
2006	247.0	0	0	0
2007	245.0	150	1	0
2008	243.0	0	0	0
2009	247.5	0	0	0
2009	Jan	18.0	0	0
	Feb	20.0	0	0
	Mar	22.0	0	0
	Apr	20.0	0	0
	May	19.0	0	0
	Jun	22.0	0	0
	Jul	22.0	0	0
	Aug	21.0	0	0
	Sep	21.5	0	0
	Oct	20.0	0	0
	Nov	21.0	0	0
	Dec	21.0	0	0
2009	Highest	<b>0</b>		<b>0</b>
	(date)	(31/12)		(31/12)

## Stock futures contracts as at the end of 2009

Underlying Stock	Launch Date	Contract Multiplier
Aluminum Corporation of China Ltd.	2004/06/14	2,000
Bank of China Ltd.	2006/07/03	1,000
Bank of Communications Co., Ltd.	2005/11/07	1,000
BOC Hong Kong (Holdings) Ltd.	2003/03/17	500
Cathay Pacific Airways Ltd.	2001/08/27	1,000
Cheung Kong (Holdings) Ltd.	1995/09/25	1,000
China Communications Construction Company Ltd.	2007/03/19	1,000
China Construction Bank Corporation	2005/12/19	1,000
China Life Insurance Company Ltd.	2004/06/14	1,000
China Merchants Bank Co., Ltd.	2006/10/27	500
China Mobile Ltd.	1998/06/05	500
China Petroleum & Chemical Corporation	2002/07/22	2,000
China Telecom Corporation Ltd.	2004/06/14	2,000
China Unicom (Hong Kong) Ltd.	2001/08/27	2,000
CITIC Pacific Ltd.	1997/05/23	1,000
CLP Holdings Ltd.	1997/10/17	500
CNOOC Ltd.	2002/07/22	1,000
Esprit Holdings Ltd.	2005/07/11	100
Foxconn International Holdings Ltd.	2007/03/19	1,000
Hang Seng Bank Ltd.	1997/09/19	100
Henderson Land Development Company Ltd.	1997/09/19	1,000
Hong Kong Exchanges and Clearing Ltd.	2001/08/27	100
Hongkong Electric Holdings Ltd.	1998/03/18	500
HSBC Holdings Plc.	1995/03/31	400
Huaneng Power International, Inc.	2002/07/22	2,000
Hutchison Whampoa Ltd.	1997/09/19	1,000
Industrial and Commercial Bank of China Ltd.	2006/10/27	1,000
Li & Fung Ltd.	2001/08/27	2,000
MTR Corporation Ltd.	2001/08/27	500
New World Development Company Ltd.	1997/10/17	1,000
PetroChina Company Ltd.	2001/08/27	2,000
PICC Property and Casualty Company Ltd.	2007/03/19	2,000
Ping An Insurance (Group) Company of China, Ltd.	2005/11/07	500
Sun Hung Kai Properties Ltd.	1997/09/19	1,000
Swire Pacific Ltd. 'A'	1997/05/23	500
The Bank of East Asia, Ltd.	2001/01/08	200
The Wharf (Holdings) Ltd.	1997/10/17	1,000
The Hong Kong and China Gas Company Ltd.	2001/08/27	1,000



## Stock futures contract volume and open interest (2005 – 2009)

Year/Month	No. of trading days	Contracts		
		Total volume	Average daily volume	Period end open interest
2005	246.5	13,069	53	1,750
2006	247.0	102,010	413	4,260
2007	245.0	351,514	1,435	5,954
2008	243.0	257,015	1,058	9,449
2009	247.5	271,766	1,098	4,407
2009	Jan	23,750	1,319	6,350
	Feb	16,619	831	6,310
	Mar	31,168	1,417	9,208
	Apr	22,228	1,111	12,136
	May	15,888	836	4,600
	Jun	31,433	1,429	14,806
	Jul	26,081	1,186	10,477
	Aug	35,782	1,704	8,474
	Sep	15,747	732	4,389
	Oct	14,602	730	4,813
	Nov	23,602	1,124	9,267
	Dec	14,866	708	4,407
2009	Highest (date)	<b>11,318</b> (26/06)		<b>18,843</b> (29/04)

## Stock futures – trading statistics by underlying stock 2009

Underlying Stock	Contracts			
	Volume		Period end open Interest	
	Total	% of Total	Total	% of Total
Aluminum Corporation of China Ltd.	1,287	0.47	24	0.54
Bank of China Ltd.	1,590	0.59	34	0.77
Bank of Communications Co., Ltd.	866	0.32	108	2.45
The Bank of East Asia, Ltd.	5,480	2.02	5	0.11
BOC Hong Kong (Holdings) Limited	696	0.26	0	0.00
Cathay Pacific Airways Limited	915	0.34	24	0.54
Cheung Kong (Holdings) Ltd.	5,842	2.15	53	1.20
Cheung Kong Infrastructure Holdings Ltd.	1,035	0.38	0	0.00
China Communications Construction Company Limited	607	0.22	57	1.29
China Construction Bank Corporation	34,697	12.77	589	13.37
China Life Insurance Company Ltd.	5,189	1.91	93	2.11
China Merchants Bank Co., Ltd.	7,564	2.78	29	0.66
China Mobile Ltd.	21,894	8.06	656	14.89
China Petroleum & Chemical Corp.	11,103	4.09	178	4.04
China Telecom Corporation Ltd.	256	0.09	0	0.00
China Unicom (Hong Kong) Limited	355	0.13	44	1.00
CITIC Pacific Ltd.	1,165	0.43	4	0.09
CLP Holdings Ltd.	463	0.17	6	0.14
CNOOC Ltd	1,784	0.66	104	2.36
Denway Motors Ltd.	8	0.00	0	0.00
Esprit Holdings Ltd.	2,187	0.80	4	0.09
Foxconn International Holdings Limited	1,053	0.39	145	3.29
Hang Seng Bank Ltd.	9,194	3.38	1	0.02
Henderson Land Development Co. Ltd.	299	0.11	0	0.00
HK Electric Holdings Ltd.	4,012	1.48	20	0.45
Hong Kong & China Gas Co Ltd.	579	0.21	0	0.00
Hong Kong Exchanges & Clearing Ltd.	59,366	21.84	560	12.71
HSBC Holdings Plc	36,486	13.43	1,043	23.67
Huaneng Power International, Inc.	313	0.12	35	0.79
Hutchison Whampoa Ltd.	4,234	1.56	105	2.38
Industrial and Commercial Bank of China Limited	22,464	8.27	205	4.65
Johnson Electric Holdings Limited	230	0.08	0	0.00
Li & Fung Limited	1,533	0.56	0	0.00
MTR Corporation Limited	273	0.10	6	0.14
New World Development Co., Ltd.	1,214	0.45	20	0.45
PCCW Limited	0	0.00	0	0.00
Petrochina Company Limited	4,645	1.71	1	0.02
PICC Property and Casualty Company Limited	0	0.00	0	0.00
Ping An Insurance (Group) Co. of China Ltd.	8,125	2.99	41	0.93
Sun Hung Kai Properties Ltd.	9,631	3.54	206	4.67
Swire Pacific Ltd. – A	65	0.02	1	0.02
The Wharf (Holdings) Ltd.	3,067	1.13	6	0.14

## Stock options classes as at the end of 2009

Class	Code	Launch date	Lot size (shares)
Aluminum Corporation of China Limited	ALC	2004/06/14	2000
Bank of China Limited	BCL	2006/07/03	1000
Bank of Communications Co., Limited	BCM	2005/11/07	1000
The Bank of East Asia, Limited	BEA	2001/01/08	200
BOC Hong Kong (Holdings) Limited	BOC	2003/03/17	500
BYD Company Limited	BYD	2009/11/16	500
China Construction Bank Corporation	CCB	2005/12/19	1000
China Communications Construction Company Limited	CCC	2007/03/19	1000
China Coal Energy Company Limited	CCE	2007/09/03	1000
China COSCO Holdings Company Limited	CCS	2009/11/16	500
China Mobile Limited	CHT	1998/05/15	500
China Unicom (Hong Kong) Limited	CHU	2001/08/27	2000
CITIC Pacific Limited	CIT	1995/10/23	1000
Cheung Kong (Holdings) Limited	CKH	1995/09/25	1000
China Life Insurance Company Limited	CLI	2004/06/14	1000
CLP Holdings Limited	CLP	1995/12/18	500
China Merchants Bank Co., Limited	CMB	2006/10/27	500
CNOOC Limited	CNC	2002/07/22	1000
China Overseas Land & Investment Limited	COL	2009/07/06	2000
Cathay Pacific Airways Limited	CPA	2001/08/27	1000
China Petroleum & Chemical Corporation	CPC	2002/07/22	2000
China Railway Construction Corporation Limited	CRC	2008/06/10	500
China Railway Group Limited	CRG	2008/06/10	1000
China Shenhua Energy Company Limited	CSE	2008/06/10	500
China CITIC Bank Corporation Limited	CTB	2007/09/03	1000
China Telecom Corporation Limited	CTC	2004/06/14	2000
Esprit Holdings Limited	ESP	2005/07/11	100
Foxconn International Holdings Limited	FIH	2007/03/19	1000
Hongkong Electric Holdings Limited	HEH	1998/02/16	500
Hong Kong Exchanges and Clearing Limited	HEX	2001/08/27	100
HSBC Holdings Plc.	HKB	1995/09/08	400
The Hong Kong and China Gas Company Limited	HKG	2001/08/27	1000
Henderson Land Development Company Limited	HLD	1995/12/18	1000
Huaneng Power International, Inc.	HNP	2002/07/22	2000
Hang Seng Bank Limited	HSB	1996/12/09	100
Hutchison Whampoa Limited	HWL	1995/12/18	1000
Industrial and Commercial Bank of China Limited	ICB	2006/10/27	1000
Jiangxi Copper Company Limited	JXC	2007/09/03	1000
Li & Fung Limited	LIF	2001/08/27	2000
MTR Corporation Limited	MTR	2001/08/27	500
New World Development Company Limited	NWD	1996/08/05	1000
Ping An Insurance (Group) Company of China, Limited	PAI	2005/11/07	500
PetroChina Company Limited	PEC	2001/08/27	2000
PICC Property and Casualty Company Limited	PIC	2007/03/19	2000
Guangzhou R&F Properties Company Limited	RFP	2009/11/16	400
Sun Hung Kai Properties Limited	SHK	1995/12/18	1000
Swire Pacific Limited 'A'	SWA	1995/10/09	500
Tencent Holdings Limited	TCH	2009/07/06	100
Tracker Fund of Hong Kong	TRF	2000/03/27	500
The Wharf (Holdings) Limited	WHL	1996/08/05	1000
Zijin Mining Group Company Limited	ZJM	2009/07/06	2000

## Options contract value, volume and open interest, 2005 – 2009

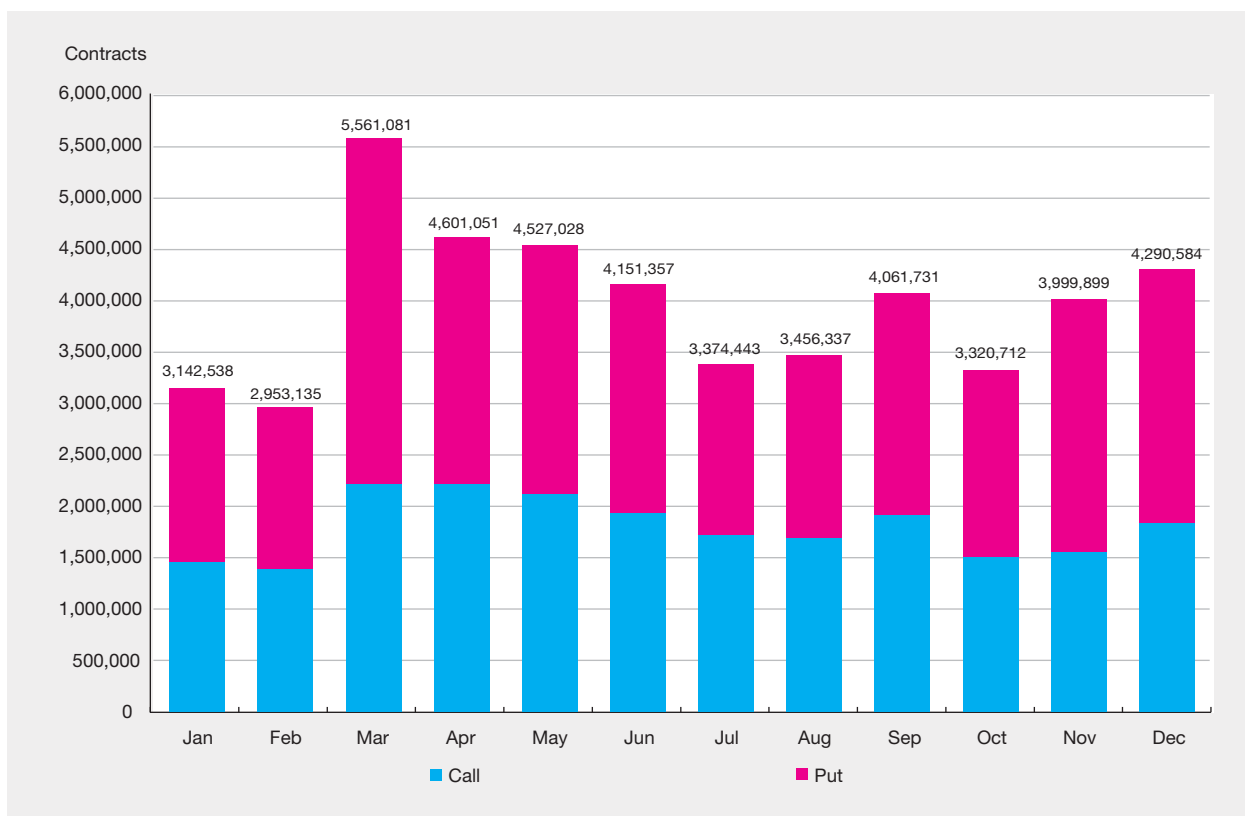
Year/Month	No. of trading days	Contract value (HK\$mil)			Contract volume (contracts)				Open interest (contracts)			
		Call	Put	Total	Average daily	Call	Put	Total	Average daily	Call	Put	Total
2005	246.5	5,832.28	4,537.38	10,369.66	42.07	4,288,432	4,433,961	8,722,393	35,385	509,699	512,214	1,021,913
2006	247.0	11,141.49	8,100.51	19,242.00	77.90	8,159,734	9,967,619	18,127,353	73,390	1,093,322	1,440,485	2,533,807
2007	245.0	58,995.30	47,169.87	106,165.17	433.33	22,122,340	23,860,628	45,982,968	187,686	2,297,059	3,017,859	5,314,918
2008	243.0	43,149.33	84,700.93	127,850.26	526.13	26,264,670	28,428,195	54,692,865	225,074	1,589,480	2,394,866	3,984,346
2009	247.5	30,290.02	44,349.34	74,639.36	301.57	21,506,958	25,932,938	47,439,896	191,676	1,370,733	2,477,384	3,848,117
2009 Jan	18.0	1,749.74	4,012.07	5,761.81	320.10	1,454,979	1,687,559	3,142,538	174,585	1,754,808	2,722,782	4,477,590
Feb	20.0	1,771.22	3,239.39	5,010.61	250.53	1,390,137	1,562,998	2,953,135	147,657	1,993,387	2,945,121	4,938,508
Mar	22.0	2,158.39	12,533.63	14,692.02	667.82	2,205,531	3,355,550	5,561,081	252,776	1,684,410	2,716,289	4,400,699
Apr	20.0	3,556.98	3,626.97	7,183.95	359.20	2,207,565	2,393,486	4,601,051	230,053	1,827,589	2,938,238	4,765,827
May	19.0	3,914.40	3,334.06	7,248.46	381.50	2,116,683	2,410,345	4,527,028	238,265	1,765,194	3,058,268	4,823,462
Jun	22.0	2,816.49	2,867.71	5,684.20	258.37	1,930,293	2,221,064	4,151,357	188,698	1,380,387	2,467,395	3,847,782
Jul	22.0	2,266.91	1,848.74	4,115.65	187.08	1,716,356	1,658,087	3,374,443	153,384	1,680,361	2,528,479	4,208,840
Aug	21.0	2,756.97	1,645.18	4,402.15	209.63	1,690,308	1,766,029	3,456,337	164,587	1,773,348	2,788,495	4,561,843
Sep	21.5	2,952.67	2,734.86	5,687.53	264.54	1,910,468	2,151,263	4,061,731	188,918	1,397,007	2,266,839	3,663,846
Oct	20.0	2,294.64	2,126.15	4,420.79	221.04	1,507,421	1,813,291	3,320,712	166,036	1,481,136	2,532,948	4,014,084
Nov	21.0	1,855.36	2,603.97	4,459.33	212.35	1,548,951	2,450,948	3,999,899	190,471	1,648,860	3,031,649	4,680,509
Dec	21.0	2,196.25	3,776.61	5,972.86	284.42	1,828,266	2,462,318	4,290,584	204,314	1,370,733	2,477,384	3,848,117

Note : Figures may not add up to total due to rounding.

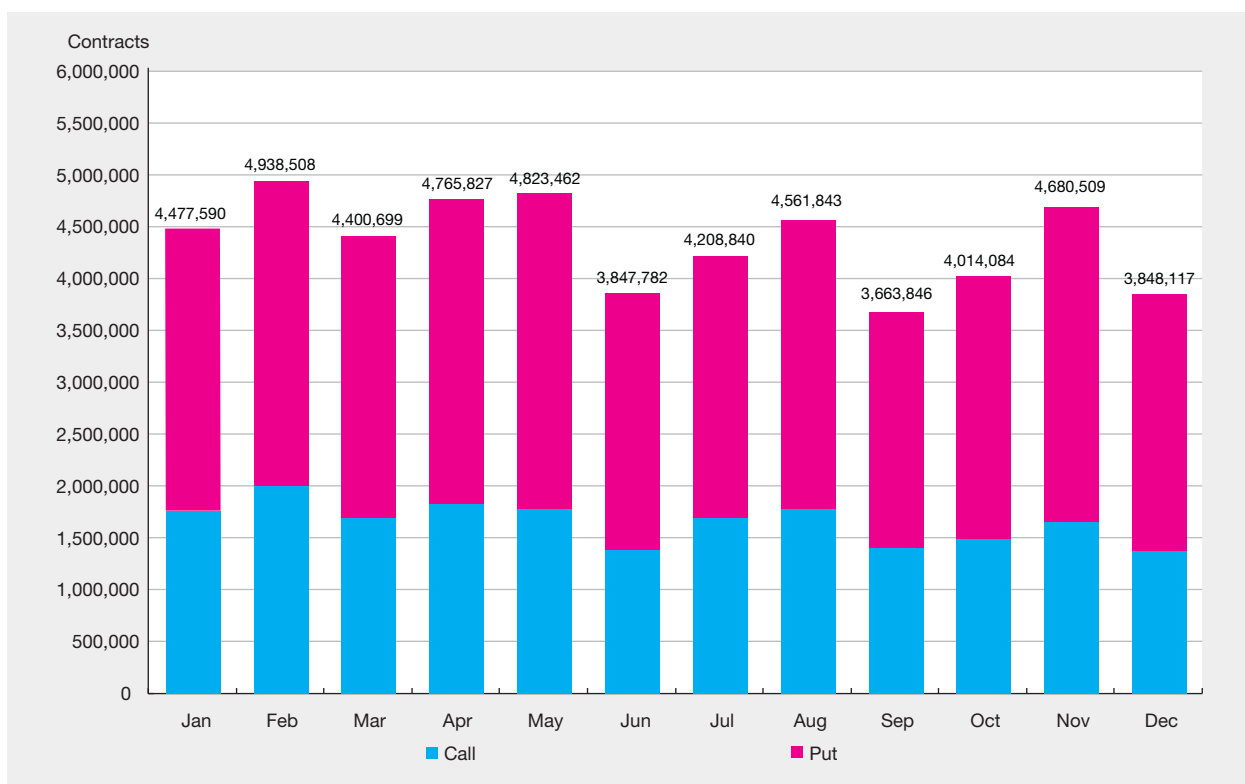
## Options contract value, volume and open interest by class, 2009

Class	Contract value (HK\$mil)				Contract volume (contracts)				Year-end open interest				
	Call	Put	Total	% of total	Call	Put	Total	% of total	Call	Put	Total	% of total	
CHALCO	73.96	64.70	138.66	0.19	58,037	73,153	131,190	0.28	3,825	6,755	10,580	0.27	
BANK OF CHINA	874.84	678.44	1,553.27	2.08	1,901,704	1,986,160	3,887,864	8.20	215,845	246,380	462,225	12.01	
BANKCOMM	103.94	262.03	365.97	0.49	218,870	474,132	693,002	1.46	19,446	69,179	88,625	2.30	
BANK OF E ASIA	51.20	42.61	93.81	0.13	168,663	223,492	392,155	0.83	15,605	16,882	32,487	0.84	
BOC HONG KONG	163.86	186.85	350.71	0.47	232,502	302,545	535,047	1.13	12,843	44,473	57,316	1.49	
BYD COMPANY	46.47	63.47	109.94	0.15	17,213	26,887	44,100	0.09	6,339	7,875	14,214	0.37	
CATHAY PAC AIR	17.75	22.07	39.82	0.05	27,944	31,656	59,600	0.13	1,244	830	2,074	0.05	
CHEUNG KONG	1,505.35	1,654.34	3,159.69	4.23	279,546	327,271	606,817	1.28	11,264	37,301	48,565	1.26	
CKI HOLDINGS	5.19	9.44	14.62	0.02	5,705	11,382	17,087	0.04	-	-	-	-	
CCB	1,709.18	1,015.32	2,724.50	3.65	2,445,283	2,233,611	4,678,894	9.86	188,132	242,927	431,059	11.20	
CM BANK	251.34	376.74	628.07	0.84	410,492	550,761	961,253	2.03	21,400	40,352	61,752	1.60	
CITIC BANK	34.36	46.85	81.21	0.11	71,743	82,369	154,112	0.32	23,966	25,494	49,460	1.29	
CHINA COAL	34.57	21.93	56.50	0.08	43,472	36,617	80,089	0.17	1,474	1,788	3,262	0.08	
CHINA COMM CONS	65.30	338.66	403.96	0.54	125,796	312,493	438,289	0.92	14,527	59,015	73,542	1.91	
CHINA COSCO	2.73	5.77	8.50	0.01	7,038	12,021	19,059	0.04	4,736	6,904	11,640	0.30	
CHINA MOBILE	3,402.27	6,281.64	9,683.92	12.97	1,785,329	2,052,867	3,838,196	8.09	97,836	156,296	254,132	6.60	
SINOPEC CORP	538.22	1,658.37	2,196.59	2.94	528,801	744,636	1,273,437	2.68	43,780	114,645	158,425	4.12	
CHINA LIFE	2,184.76	2,381.53	4,566.29	6.12	1,169,458	1,493,916	2,663,374	5.61	74,954	144,383	219,337	5.70	
CHINA RAIL CONS	23.99	32.07	56.05	0.08	67,596	105,687	173,283	0.37	2,156	6,031	8,187	0.21	
CHINA RAILWAY	32.78	60.27	93.05	0.12	60,016	91,229	151,245	0.32	13,669	24,283	37,952	0.99	
CHINA SHENHUA	232.90	382.10	615.00	0.82	238,142	275,361	513,503	1.08	10,926	33,285	44,211	1.15	
CHINA TELECOM	163.15	462.67	625.82	0.84	214,325	350,195	564,520	1.19	21,130	51,321	72,451	1.88	
CHINA OVERSEAS	29.10	45.84	74.94	0.10	17,334	30,350	47,684	0.10	1,683	3,785	5,468	0.14	
CHINA UNICOM	74.24	93.90	168.14	0.23	51,670	75,282	126,952	0.27	5,302	6,698	12,000	0.31	
CITIC PACIFIC	28.70	31.78	60.48	0.08	21,655	29,608	51,263	0.11	860	1,033	1,893	0.05	
CLP HOLDINGS	108.54	339.39	447.93	0.60	130,433	283,951	414,384	0.87	11,192	33,256	44,448	1.16	
CNOOC	1,349.70	617.01	1,966.70	2.63	714,881	743,010	1,457,891	3.07	65,223	83,831	149,054	3.87	
DENWAY MOTORS	3.46	2.50	5.96	0.01	5,221	4,940	10,161	0.02	-	-	-	-	
ESPRIT HOLDINGS	50.63	47.06	97.69	0.13	197,537	147,301	344,838	0.73	5,197	5,756	10,953	0.28	
FIH	16.28	13.23	29.51	0.04	25,580	34,598	60,178	0.13	1,637	2,392	4,029	0.10	
HANG SENG BANK	1,025.35	756.86	1,782.21	2.39	873,848	871,672	1,745,520	3.68	55,378	60,920	116,298	3.02	
HENDERSON LAND	43.12	46.88	90.00	0.12	19,930	23,707	43,637	0.09	1,368	2,393	3,761	0.10	
HK & CHINA GAS	21.40	118.41	139.81	0.19	26,330	61,289	87,619	0.18	1,325	12,333	13,658	0.35	
HKEX	1,147.18	1,520.84	2,668.02	3.57	1,488,197	2,103,061	3,591,258	7.57	53,908	107,630	161,538	4.20	
HK ELECTRIC	46.86	75.78	122.64	0.16	93,914	141,743	235,657	0.50	4,226	9,149	13,375	0.35	
HSBC HOLDINGS	9,105.19	14,994.78	24,099.97	32.29	4,025,352	4,918,817	8,944,169	18.85	110,626	267,501	378,127	9.83	
HUANENG POWER	22.98	47.14	70.12	0.09	30,841	66,169	97,010	0.20	2,102	8,061	10,163	0.26	
HUTCHISON	705.74	1,497.56	2,203.30	2.95	220,806	286,010	506,816	1.07	12,210	34,308	46,518	1.21	
ICBC	1,018.80	608.24	1,627.04	2.18	1,809,152	1,855,190	3,664,342	7.72	98,599	235,816	334,415	8.69	
JIANGXI COPPER	137.27	116.74	254.01	0.34	110,434	138,623	249,057	0.52	5,934	6,767	12,701	0.33	
JOHNSON ELEC H	1.18	0.50	1.67	0.00	9,631	6,942	16,573	0.03	-	-	-	-	
LI & FUNG	45.26	57.67	102.93	0.14	15,339	25,525	40,864	0.09	625	1,026	1,651	0.04	
MTR CORPORATION	33.46	57.07	90.52	0.12	65,629	83,142	148,771	0.31	1,855	4,988	6,843	0.18	
NEW WORLD DEV	24.60	44.25	68.84	0.09	23,672	34,830	58,502	0.12	1,118	1,765	2,883	0.07	
PCCW	-	0.01	0.01	0.00	-	67	67	0.00	-	-	-	-	
PETROCHINA	689.72	1,473.09	2,162.80	2.90	490,625	745,400	1,236,025	2.61	59,622	117,117	176,739	4.59	
PICC P&C	30.40	27.86	58.26	0.08	31,836	36,993	68,829	0.15	4,096	4,915	9,011	0.23	
PING AN	640.10	1,786.90	2,427.01	3.25	352,935	541,069	894,004	1.88	23,130	49,592	72,722	1.89	
R&F PROPERTIES	2.00	3.09	5.09	0.01	6,333	9,942	16,275	0.03	2,425	4,771	7,196	0.19	
SHK PPT	2,079.76	3,607.85	5,687.61	7.62	328,462	462,026	790,488	1.67	8,659	33,006	41,665	1.08	
SWIRE PACIFIC A	102.96	106.92	209.88	0.28	70,239	85,312	155,551	0.33	3,406	4,699	8,105	0.21	
TENCENT	80.12	77.91	158.03	0.21	80,817	159,016	239,833	0.51	16,320	23,171	39,491	1.03	
TRACKER FUND	22.58	24.75	47.33	0.06	39,351	78,297	117,648	0.25	3,678	8,309	11,987	0.31	
WHARF HOLDINGS	51.84	34.86	86.71	0.12	24,107	24,773	48,880	0.10	1,996	1,071	3,067	0.08	
ZIJIN MINING	33.43	24.83	58.26	0.08	27,192	25,842	53,034	0.11	1,936	4,926	6,862	0.18	
Total		30,290.01	44,349.33	74,639.35	100.00	21,506,958	25,932,938	47,439,896	100.00	1,370,733	2,477,384	3,848,117	100.00

## Monthly stock options contract volume, 2009



## Month-end stock options open interest, 2009





## Gold futures – trading statistics, 2008 – 2009

Year/Month	No. of trading days	Contracts			
		Total volume	Average daily volume	Period end open interest	
2008 *	50.0	3,075	62	132	
2009	247.5	6,773	27	119	
2009	Jan	18.0	597	33	151
	Feb	20.0	578	29	37
	Mar	22.0	853	39	20
	Apr	20.0	594	30	112
	May	19.0	173	9	21
	Jun	22.0	351	16	16
	Jul	22.0	151	7	42
	Aug	21.0	279	13	42
	Sep	21.5	694	32	30
	Oct	20.0	619	31	22
	Nov	21.0	848	40	128
	Dec	21.0	1036	49	119
2009	Highest (date)		<b>193</b> (27/11)		<b>278</b> (10/12)

\* Trading in Gold futures commenced on 20 Oct 2008

## Record high of futures and options products (up to 31 December 2009)

Products	Daily Volume		Open Interest	
	Contracts	Date	Contracts	Date
Hang Seng Index Futures	224,461	2008/10/28	198,789	2007/06/27
Mini Hang Seng Index Futures	63,991	2008/01/24	11,148	2009/07/29
H-shares Index Futures	219,689	2008/10/28	156,841	2008/03/26
Mini H-shares Index Futures	5,326	2009/08/27	1,961	2008/07/23
Hang Seng Index Options	85,981	2007/11/28	476,682	2007/08/29
Mini Hang Seng Index Options	4,584	2009/04/28	9,893	2009/06/26
H-shares Index Options	41,229	2009/12/11	344,647	2009/12/29
Stock Futures	27,966	2007/03/28	25,956	2007/03/14
Stock Options	805,947	2008/03/27	8,302,290	2007/11/28
3-Month HIBOR Futures <sup>1</sup>	10,514	2002/04/04	80,964	2001/11/15
1-Month HIBOR Futures <sup>2</sup>	800	2001/01/09	3,250	2001/04/12
3-Year Exchange Fund Note Futures	250	2003/12/12	981	2002/02/18
Gold Futures	480	2008/10/20	278	2009/12/10

1 The size of 3-Month HIBOR futures contracts was increased to 5 times the original size starting from 27 May 2002

2 The size of 1-Month HIBOR futures contracts was increased to 5 times the original size starting from 27 May 2002

## Average daily stock exchange trades processed in CCASS (including CNS trades, isolated trades and cross trades)

Year/month	No. of CCASS trades	% of Exchange trades	No. of shares (mil)	% of market turnover	Value of trades (HK\$ mil)	% of market turnover
<b>HKD</b>						
2005	149,617	100.00	23,400	100.00	18,301	100.00
2006	259,417	100.00	38,386	100.00	33,912	100.00
2007	616,195	100.00	94,160	100.00	88,071	100.00
2008	577,110	100.00	110,630	100.00	72,052	100.00
2009	713,412	100.00	99,574	100.00	62,310	100.00
2009 Jan	549,914	100.00	78,693	100.00	47,737	100.00
Feb	480,730	100.00	78,627	100.00	39,951	100.00
Mar	569,292	100.00	69,398	100.00	46,590	100.00
Apr	729,874	100.00	98,155	100.00	61,911	100.00
May	862,007	100.00	116,029	100.00	79,799	100.00
Jun	843,301	100.00	114,252	100.00	73,561	100.00
Jul	806,064	100.00	105,466	100.00	69,294	100.00
Aug	763,647	100.00	112,149	100.00	70,235	100.00
Sep	679,567	100.00	97,040	100.00	60,869	100.00
Oct	729,174	100.00	104,556	100.00	65,957	100.00
Nov	817,900	100.00	116,689	100.00	70,764	100.00
Dec	708,825	100.00	102,047	100.00	59,797	100.00
			(Thousand)	(US\$ Thousand)		
<b>USD</b>						
2005	1	43.39	1	36.86	48	45.02
2006	2	55.39	2	50.59	258	65.63
2007	4	78.80	3	69.82	365	90.54
2008	11	95.05	4	88.07	438	97.97
2009	7	91.24	3	82.52	287	96.53
2009 Jan	7	96.30	5	94.71	494	98.58
Feb	7	100.00	2	100.00	233	100.00
Mar	9	91.06	2	80.00	241	94.11
Apr	8	89.17	6	78.77	646	95.87
May	4	90.42	1	71.03	143	97.86
Jun	4	79.58	1	65.92	167	92.67
Jul	8	86.27	1	75.34	101	92.77
Aug	6	95.10	2	87.62	222	99.11
Sep	6	84.23	2	71.07	225	93.74
Oct	11	98.46	5	96.18	530	99.92
Nov	7	90.59	3	81.74	288	96.22
Dec	5	95.50	2	89.40	218	98.58

## Average Daily Settlement Instructions (SIs) settled in CCASS (both delivering and receiving SIs are counted)

Year/month	Number of SIs	SIs by shares (mil)	SIs by value (HK\$ mil)
<b>HKD</b>			
2005	25,353	14,061	46,206
2006	36,259	21,698	87,144
2007	66,818	48,505	205,408
2008	63,433	49,985	193,069
2009	69,658	40,561	164,032
2009 Jan	54,327	37,522	136,346
Feb	52,417	30,607	106,623
Mar	59,741	33,163	125,302
Apr	69,094	38,726	161,365
May	75,287	52,004	211,421
Jun	78,669	48,616	192,486
Jul	71,889	43,280	162,952
Aug	73,222	41,064	177,267
Sep	69,374	36,795	163,889
Oct	73,058	39,853	175,753
Nov	76,734	40,900	178,452
Dec	80,197	44,463	175,892
		(Thousand)	(US\$ Thousand)
<b>USD</b>			
2005	1	3	287
2006	2	16	1,662
2007	6	24	2,627
2008	17	23	2,505
2009	8	56	5,363
2009 Jan	10	177	8,271
Feb	8	129	13,489
Mar	12	36	3,658
Apr	5	13	1,344
May	5	4	389
Jun	6	22	2,485
Jul	8	24	2,746
Aug	10	36	4,031
Sep	8	62	6,943
Oct	10	147	16,656
Nov	9	9	1,028
Dec	7	37	4,206

## Average Daily Investor Settlement Instructions (ISIs) settled in CCASS (one sided ISIs are counted)

Year/month	Number of ISIs	ISIs by shares (mil)	ISIs by Value (HK\$ mil)
<b>HKD</b>			
2005	349	71	100
2006	586	77	220
2007	945	253	352
2008	566	182	220
2009	560	112	292
2009 Jan	436	56	107
Feb	327	42	60
Mar	525	103	184
Apr	545	71	178
May	673	127	241
Jun	612	173	178
Jul	623	123	343
Aug	548	136	177
Sep	531	138	428
Oct	527	113	372
Nov	684	103	267
Dec	675	142	956
		(Thousand)	(US\$ Thousand)
<b>USD</b>			
2005	0	0	0
2006	0	0	36
2007	0	1	92
2008	0	1	80
2009	0	0	0
2009 Jan	0	0	0
Feb	0	0	0
Mar	0	0	0
Apr	0	0	2
May	0	0	0
Jun	0	0	0
Jul	0	0	0
Aug	0	0	0
Sep	0	0	0
Oct	0	0	0
Nov	0	0	0
Dec	0	0	0

## Average daily settlement efficiency of CNS stock positions

Year/month	S day	Settlement Efficiency (%)	S + 1 day
<b>HKD</b>			
2005	99.78		99.98
2006	99.72		99.97
2007	99.70		99.97
2008	99.81		99.98
2009	99.85		99.99
2009 Jan	99.84		99.99
Feb	99.83		99.99
Mar	99.85		99.99
Apr	99.87		99.99
May	99.80		99.99
Jun	99.83		99.99
Jul	99.85		99.99
Aug	99.86		99.99
Sep	99.86		99.99
Oct	99.86		99.99
Nov	99.85		99.99
Dec	99.88		99.99
<b>USD</b>			
2005	100.00		100.00
2006	100.00		100.00
2007	98.19		99.19
2008	98.70		99.90
2009	96.31		97.83
2009 Jan	96.30		100.00
Feb	94.71		98.82
Mar	92.98		99.12
Apr	100.00		100.00
May	100.00		100.00
Jun	100.00		100.00
Jul	100.00		100.00
Aug	92.06		96.83
Sep	100.00		100.00
Oct	100.00		100.00
Nov	100.00		100.00
Dec	100.00		100.00

## Average daily netting efficiency of CNS trades – in stock positions and share quantity

Year/month	No. of CNS stock positions	Netting efficiency (%)	No. of shares due for settlement (mil)	Netting efficiency (%)
<b>HKD</b>				
2005	32,297	88.73	11,271	75.20
2006	43,423	91.10	14,440	80.46
2007	73,817	93.50	31,700	80.48
2008	53,474	95.10	23,037	89.00
2009	62,233	95.43	24,683	87.41
2009 Jan	46,011	95.64	19,279	87.41
2009 Feb	45,152	95.14	16,267	89.47
2009 Mar	47,944	95.61	17,753	87.09
2009 Apr	60,650	95.68	24,492	87.37
2009 May	70,777	95.70	32,497	85.68
2009 Jun	70,355	95.64	30,860	86.22
2009 Jul	68,460	95.59	28,235	86.45
2009 Aug	67,538	95.39	27,614	87.51
2009 Sep	61,239	95.27	21,991	88.46
2009 Oct	64,874	95.37	23,559	88.66
2009 Nov	73,622	95.32	28,998	87.39
2009 Dec	67,690	94.87	24,181	87.32
		(%)	(Thousand)	(%)
<b>USD</b>				
2005	1	9.22	1	0.60
2006	2	16.91	3	2.27
2007	3	40.66	4	4.77
2008	4	67.06	6	6.54
2009	3	50.58	5	4.80
2009 Jan	3	65.69	9	3.72
2009 Feb	3	50.33	4	9.33
2009 Mar	3	58.54	4	0.00
2009 Apr	3	52.57	12	7.19
2009 May	3	42.22	2	2.31
2009 Jun	3	38.18	3	1.90
2009 Jul	3	38.80	1	5.29
2009 Aug	4	48.29	4	2.20
2009 Sep	3	47.60	4	4.87
2009 Oct	5	59.46	9	5.83
2009 Nov	4	57.57	5	8.51
2009 Dec	4	49.13	4	6.59

## Average daily netting efficiency of CNS Trades – in money obligations

Year/month	Money obligations arising from novated contracts (HK\$mil)	Money obligations after netting (HK\$mil)	Funds netting efficiency (%)
<b>HKD</b>			
2005	34,054	5,801	82.96
2006	62,606	9,350	85.06
2007	167,197	18,568	88.89
2008	138,559	17,171	87.61
2009	117,788	14,513	87.68
2009 Jan	86,597	13,289	84.65
2009 Feb	76,557	9,901	87.07
2009 Mar	88,679	11,702	86.80
2009 Apr	117,347	14,548	87.60
2009 May	143,507	16,766	88.32
2009 Jun	138,878	15,853	88.58
2009 Jul	130,146	15,601	88.01
2009 Aug	133,089	15,570	88.30
2009 Sep	114,482	14,622	87.23
2009 Oct	123,536	16,647	86.52
2009 Nov	134,116	16,117	87.98
2009 Dec	123,010	13,420	89.09
	(US\$ Thousand)	(US\$ Thousand)	(%)
<b>USD</b>			
2005	87	84	3.17
2006	439	413	6.01
2007	523	462	11.65
2008	801	688	14.09
2009	558	532	4.61
2009 Jan	945	926	1.97
2009 Feb	446	431	3.40
2009 Mar	480	439	8.44
2009 Apr	1283	1248	2.67
2009 May	273	269	1.63
2009 Jun	293	286	2.55
2009 Jul	158	145	8.04
2009 Aug	423	407	3.90
2009 Sep	426	400	6.11
2009 Oct	1041	989	5.03
2009 Nov	568	516	9.16
2009 Dec	476	448	5.81



## Average daily transactions handled by CCASS depository (both deposit and withdrawal transactions are counted)

Year/month	No. of transactions	No. of shares (mil)	Value of transactions (HK\$mil)
<b>HKD</b>			
2005	1,433	992	1,567
2006	2,859	1,545	3,505
2007	4,397	3,388	7,156
2008	1,592	1,885	3,398
2009	1,548	2,292	4,629
2009 Jan	837	3,081	5,466
2009 Feb	790	790	1,696
2009 Mar	1,309	521	1,231
2009 Apr	1,212	2,486	8,081
2009 May	1,514	2,880	6,685
2009 Jun	1,590	2,775	2,897
2009 Jul	1,953	2,744	3,434
2009 Aug	1,533	1,738	2,965
2009 Sep	1,614	1,955	3,771
2009 Oct	1,782	2,243	5,651
2009 Nov	2,182	3,115	7,753
2009 Dec	2,079	3,285	6,551
		(Thousand)	(US\$ Thousand)
<b>USD</b>			
2005	0	4	451
2006	-	-	-
2007	-	-	-
2008	-	-	-
2009	-	-	-
2009 Jan	-	-	-
2009 Feb	-	-	-
2009 Mar	-	-	-
2009 Apr	-	-	-
2009 May	-	-	-
2009 Jun	-	-	-
2009 Jul	-	-	-
2009 Aug	-	-	-
2009 Sep	-	-	-
2009 Oct	-	-	-
2009 Nov	-	-	-
2009 Dec	-	-	-

\* No transaction in US dollars handled for the years from 2006 to 2009

## Securities under CCASS custody (balances at the end of each month)

Year/month	No. of shares (mil)	% of issued shares of admitted securities	Market value (HK\$mil)	% of market capitalisation of admitted securities
<b>HKD</b>				
2005	1,309,856	55.55	3,026,856	34.60
2006	1,657,621	58.79	5,754,895	40.23
2007	3,570,426	74.95	10,438,858	47.02
2008	3,408,317	72.57	5,040,542	44.62
2009	3,286,618	70.93	9,245,111	49.19
2009 Jan	3,403,178	72.50	4,817,512	45.52
2009 Feb	3,369,769	71.89	4,621,332	45.32
2009 Mar	3,255,396	70.99	5,026,745	46.29
2009 Apr	3,168,184	70.97	5,893,469	47.52
2009 May	3,183,492	71.12	7,104,045	48.30
2009 Jun	3,215,422	71.72	7,306,941	48.24
2009 Jul	3,232,641	72.41	8,302,611	48.74
2009 Aug	3,307,376	71.73	7,751,737	47.57
2009 Sep	3,282,063	71.26	8,194,143	47.96
2009 Oct	3,232,542	70.10	8,703,298	48.69
2009 Nov	3,270,443	70.19	9,034,721	48.77
2009 Dec	3,286,618	70.93	9,245,111	49.19
	(Thousand)		(US\$ Thousand)	
<b>USD</b>				
2005	10,976	99.47	1,102,509	95.19
2006	12,942	100.00	1,426,158	100.00
2007	14,363	100.00	1,628,754	100.00
2008	14,977	100.00	1,677,477	100.00
2009	16,375	100.00	1,879,050	100.00
2009 Jan	14,957	100.00	1,570,534	100.00
2009 Feb	14,201	100.00	1,479,725	100.00
2009 Mar	13,961	100.00	1,426,796	100.00
2009 Apr	13,831	100.00	1,474,365	100.00
2009 May	13,831	100.00	1,551,818	100.00
2009 Jun	13,991	100.00	1,580,963	100.00
2009 Jul	14,231	100.00	1,626,583	100.00
2009 Aug	14,735	100.00	1,646,932	100.00
2009 Sep	15,655	100.00	1,757,443	100.00
2009 Oct	16,055	100.00	1,831,946	100.00
2009 Nov	16,055	100.00	1,844,765	100.00
2009 Dec	16,375	100.00	1,879,050	100.00

## Distribution of market participants' market shares, 2005 – 2009

Year/Month	Category A (Position 1 to 14)		Category B (Position 15 to 65)		Category C (Position > 65)		Total turnover (HK\$bil)	Average daily turnover (HK\$mil)	
	Range (%)	Total (%)	Range (%)	Total (%)	Range (%)	Total (%)			
2005	6.43 – 2.60	53.08	2.49 – 0.24	33.15	0.23 – 0.00	13.77	4,561.52	18,467.69	
2006	5.16 – 2.69	52.04	2.36 – 0.24	35.61	0.23 – 0.00	12.35	8,452.31	34,219.88	
2007	5.59 – 2.45	50.37	2.23 – 0.23	37.75	0.23 – 0.00	11.85	21,859.39	88,859.31	
2008	6.06 – 2.35	53.02	2.28 – 0.23	36.30	0.23 – 0.00	10.68	17,868.32	72,931.92	
2009	5.46 – 2.24	52.02	2.23 – 0.26	35.34	0.25 – 0.00	12.64	15,620.36	62,732.37	
2009	Jan	8.70 – 2.35	57.94	2.27 – 0.26	31.75	0.25 – 0.00	10.31	864.14	48,007.96
	Feb	5.75 – 2.39	53.61	2.25 – 0.24	35.53	0.23 – 0.00	10.86	804.33	40,216.54
	Mar	5.94 – 2.49	54.26	2.36 – 0.24	34.96	0.23 – 0.00	10.78	1,041.71	47,350.58
	Apr	5.30 – 2.33	53.10	2.25 – 0.23	35.34	0.23 – 0.00	11.56	1,244.94	62,247.19
	May	6.89 – 2.26	54.14	2.18 – 0.25	34.40	0.25 – 0.00	11.46	1,525.80	80,305.46
	Jun	5.54 – 2.29	51.35	2.19 – 0.26	36.03	0.25 – 0.00	12.62	1,633.08	74,230.85
	Jul	5.68 – 2.23	50.76	2.16 – 0.25	36.28	0.24 – 0.00	12.96	1,529.37	69,516.91
	Aug	5.09 – 2.24	51.23	2.23 – 0.25	36.03	0.24 – 0.00	12.74	1,482.28	70,584.62
	Sep	5.39 – 2.09	51.48	2.08 – 0.26	36.19	0.24 – 0.00	12.33	1,350.82	61,400.94
	Oct	5.61 – 2.45	53.13	2.39 – 0.23	34.75	0.23 – 0.00	12.12	1,323.86	66,193.24
	Nov	5.49 – 2.12	49.66	2.06 – 0.24	36.33	0.24 – 0.00	14.01	1,494.68	71,175.31
	Dec	5.14 – 2.49	50.62	2.08 – 0.25	36.08	0.24 – 0.00	13.30	1,325.35	60,242.98

Note: The report includes all Exchange Participant firms that had paid Transaction Levy, Investor Compensation Levy (if applicable) and Trading Fee to the Exchange.

## Statistics on Exchange participants

### Stock Exchange

Year/month	No. of trading right holders (no. of trading right held)	Exchange participants – trading	Exchange participants – non trading	Non-Exchange participants	
2005	519 (922)	429 (825)	39 (46)	51 (51)	
2006	518 (921)	425 (818)	44 (54)	49 (49)	
2007	518 (921)	439 (835)	39 (46)	40 (40)	
2008	522 (931)	449 (854)	38 (42)	35 (35)	
2009	525 (940)	463 (873)	32 (37)	30 (30)	
2009	Q1	521 (929)	452 (856)	37 (41)	32 (32)
	Q2	526 (937)	458 (864)	36 (41)	32 (32)
	Q3	528 (941)	463 (871)	34 (39)	31 (31)
	Q4	525 (940)	463 (873)	32 (37)	30 (30)

### Futures Exchange

Year/month	No. of trading right holders (no. of trading right held)	Exchange participants – trading	Exchange participants – non trading	Non-Exchange participants	
2005	193 (225)	137 (167)	–	56 (58)	
2006	194 (225)	135 (164)	–	59 (61)	
2007	194 (224)	140 (168)	–	54 (56)	
2008	200 (226)	148 (172)	–	52 (54)	
2009	211 (238)	167 (192)	–	44 (46)	
2009	Q1	204 (230)	157 (181)	–	47 (49)
	Q2	209 (235)	162 (186)	–	47 (49)
	Q3	210 (237)	165 (190)	–	45 (47)
	Q4	211 (238)	167 (192)	–	44 (46)

Notes:

- (1) The figures in brackets are the number of trading rights held
- (2) An Exchange Participant is an individual or corporation who may trade on or through the Exchange and is licensed under the Securities and Futures Ordinance to carry on securities dealing activity.

## HKCC Participants

Year/quarter	Clearing Participants	General Clearing Participants
2005	128	5
2006	125	6
2007	128	7
2008	133	7
2009	144	10
2009 Q1	139	8
Q2	140	9
Q3	142	9
Q4	144	10

## SEOCH Participants

Year/quarter	Direct Clearing Participants	General Clearing Participants
2005	48	3
2006	46	4
2007	48	4
2008	49	5
2009	53	6
2009 Q1	48	6
Q2	49	6
Q3	51	6
Q4	53	6

## HKSCC Participants

Year/month	Direct Clearing Participant (Note 1)	General Clearing Participant (Note 1)	Broker Participants (Note 1)	Non-broker Participants (Note 2)
2005			435	45
2006			431	44
2007 *			445	46
2007 **	442	2		46
2008	452	5		41
2009	452	7		41
2009 Q1	454	5		42
Q2	450	6		40
Q3	453	7		41
Q4	452	7		41

Note 1: Broker Participants were replaced by Direct Clearing Participants and General Clearing Participants when Third Party Clearing was introduced on 3 December 2007.

Note 2: Non-broker participants include Clearing Agency Participants, Custodian Participants and Stock Pledgee Participants.

\* figures up to 2 December 2007

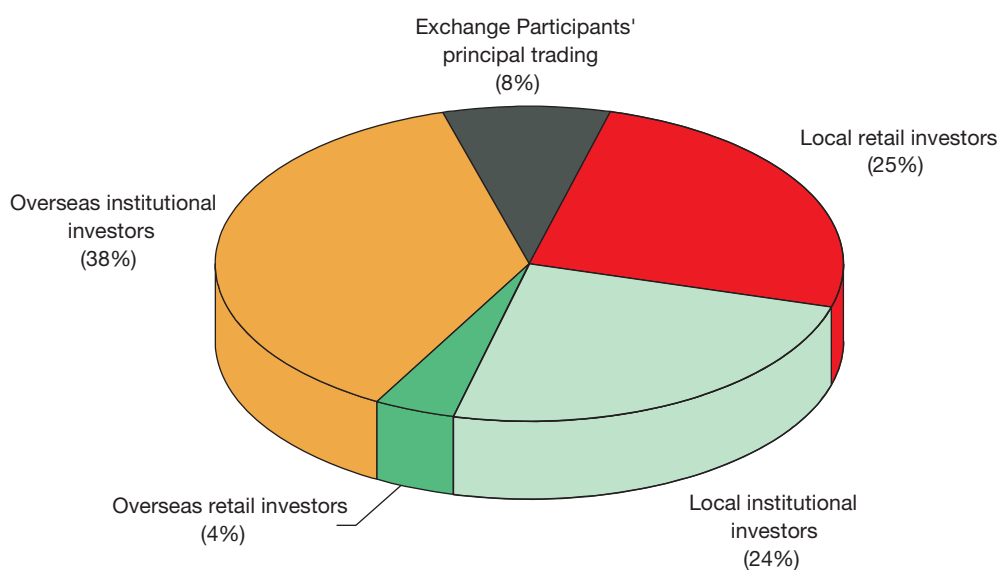
\*\* figures for the periods from 3 December 2007 to 31 December 2007

## Cash market – distribution of market trading by investor type

The Cash Market Transaction Survey 2008/09 covered trading in the HKEx securities market during the 12-month period from October 2008 to September 2009. The survey findings revealed that local investors were still the major contributors (50%) of total market turnover value in 2008/09. Local retail investors and local institutional investors had similar contribution (25% and 24% respectively) to total market turnover value in the year. Overseas investors contributed 42% to the total market turnover value, with 38% from overseas institutional investors and 4% from overseas retail investors. The contribution from Exchange Participants' principal trading was 8%.

In 2008/09, retail online trading (i.e. trading where orders are entered directly by retail investors and channelled to the brokers via electronic media such as the Internet) contributed 21% of total retail turnover value or 6% of total market turnover value<sup>1</sup>.

*Distribution of cash market trading value by investor type (Oct 2008 – Sep 2009)*



Note: Numbers may not add up to 100% due to rounding.

*Distribution of cash market trading value by investor type (2006/07 – 2008/09)*

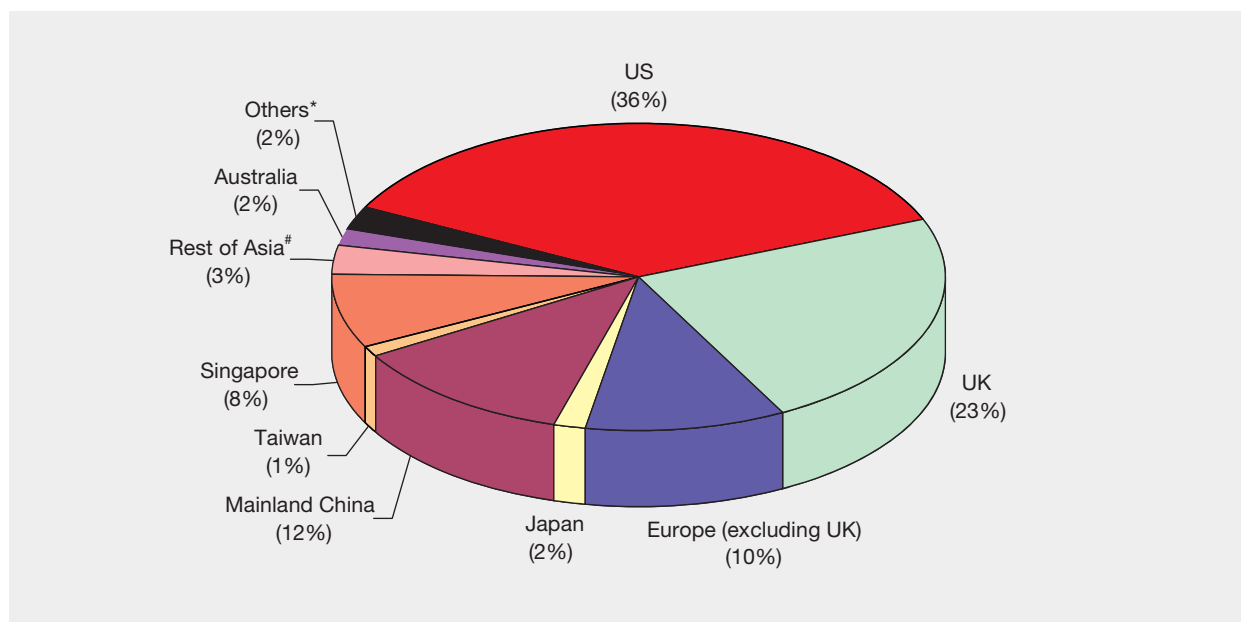
	2006/07	2007/08	2008/09
<b>Exchange Participants' principal trading</b>	4%	6%	8%
<b>Local investor trading</b>	53%	52%	50%
– retail	28%	26%	25%
– institutional	25%	27%	24%
<b>Overseas investor trading</b>	43%	41%	42%
– retail	4%	3%	4%
– institutional	39%	38%	38%
<b>Total</b>	<b>100%</b>	<b>100%</b>	<b>100%</b>

Note: Numbers may not add up to sub-totals and totals due to rounding.

<sup>1</sup> Since survey respondents, i.e. the Exchange Participants, might not be able to identify retail online trading channelled via banks (which might be regarded as their institutional clients), the level of retail online trading might be subject to under-estimation.

Among overseas investors, US investors were still the largest contributors (36%) to total overseas investor trading in 2008/09. They were followed by UK investors who contributed 23% to total overseas investor trading. Investors from Mainland China were the third largest contributors, whose contribution was 12% of total overseas investor trading, more than the 10% for investors from Continental Europe. The aggregate contribution of Asian investors was 26% of total overseas investor trading — following Mainland China investors, Singaporean investors were the second largest Asian contributors with an 8% share.

**Distribution of overseas investor trading value in cash market by origin (Oct 2008 – Sep 2009)**



<sup>#</sup> Reported origins in “Rest of Asia” were Bangladesh, Brunei, Cambodia, India, Indonesia, Kazakhstan, Korea, Macau, Malaysia, Nepal, Pakistan, Philippines, Sri Lanka, Thailand and Vietnam.

<sup>\*</sup> Reported origins in “Others” included Anguilla, Bahamas, Bahrain, Belize, Bermuda, Brazil, British Virgin Islands, Canada, Cayman Islands, Chile, Colombia, Cyprus, Egypt, Ghana, Guatemala, Iraq, Israel, Kuwait, Mauritius, Mexico, Nevis Island, New Caledonia, New Zealand, Panama, Qatar, Republic of Seychelles, Samoa, Saudi Arabia, South Africa, United Arab Emirates and Venezuela.

Note: Numbers may not add up to 100% due to rounding.

**Distribution of overseas investor trading value in cash market by origin (2006/07 – 2008/09)**

	2006/07	2007/08	2008/09
<b>US</b>	29%	35%	36%
<b>UK &amp; Europe</b>	42%	39%	34%
UK	27%	22%	23%
Europe (excluding UK)	16%	16%	10%
<b>Asia</b>	22%	22%	26%
Japan	4%	3%	2%
Mainland China	8%	8%	12%
Taiwan	1%	1%	1%
Singapore	7%	8%	8%
Rest of Asia	2%	2%	3%
<b>Australia*</b>	–	3%	2%
<b>Others*</b>	7%	2%	2%
<b>Total</b>	<b>100%</b>	<b>100%</b>	<b>100%</b>

– Not available

\* For surveys before 2007/08, Australia was included in “Others”.

Note: Numbers may not add up to sub-totals and totals due to rounding.

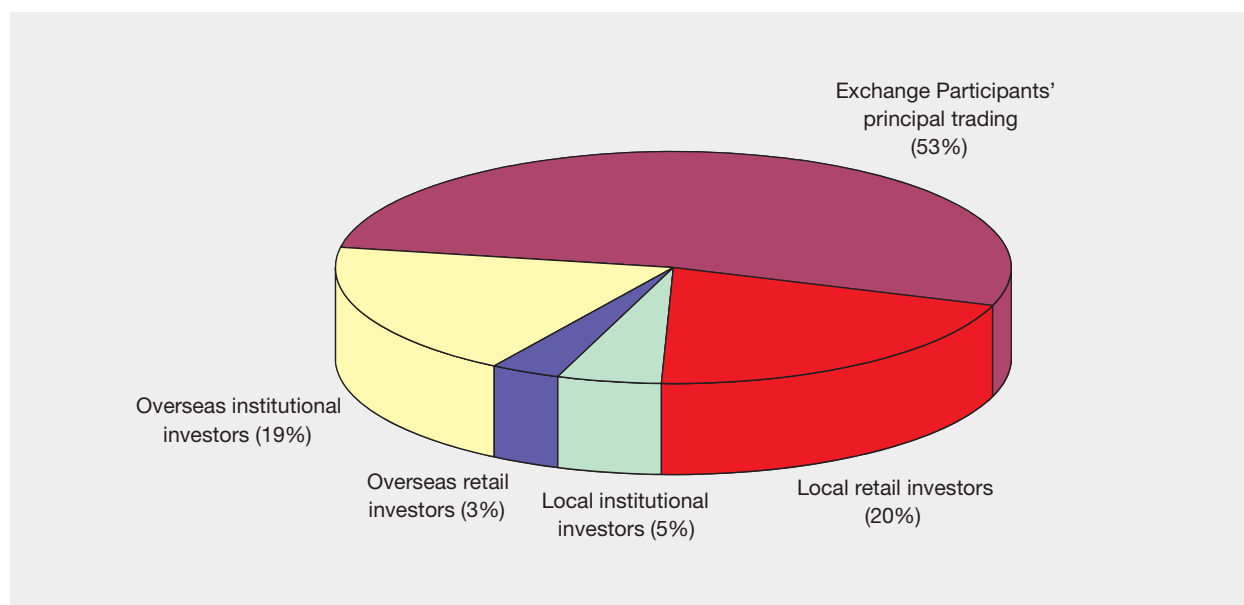


## Derivatives market – distribution of market trading by investor type

The Derivatives Market Transaction Survey 2008/09 covered trading in the HKEx derivatives (futures and options) market during the 12-month period from July 2008 to June 2009. The survey findings revealed that Exchange Participants' principal trading contributed 53% of the total contract volume; local investors contributed 25% and overseas investors (mainly institutions) contributed 22%. For stock options, which accounted for 49% of the total market volume during the period, the majority of turnover was Exchange Participants' principal trading (82% of the product's total volume). For Hang Seng Index (HSI) Futures, overseas institutional and local retail investors were the dominant contributors (34% and 32% respectively). For Mini-HSI Futures, local retail investors continued to be the dominant participants (58%). For H-shares Index (HHI) Futures, overseas institutional investors were the major contributors (49%). For HHI Options, Exchange Participants' principal trading and overseas institutional investors were the major contributors (34% and 28% respectively). For HSI Options, Exchange Participants' principal trading was dominant (51%).

In 2008/09, retail online trading (i.e. trading where orders are entered directly by retail investors and channelled to the brokers via electronic media such as the Internet) contributed 43% of total retail investor trading or 10% of total market turnover volume.

### Distribution of derivatives market trading volume by investor type (Jul 2008 – Jun 2009)

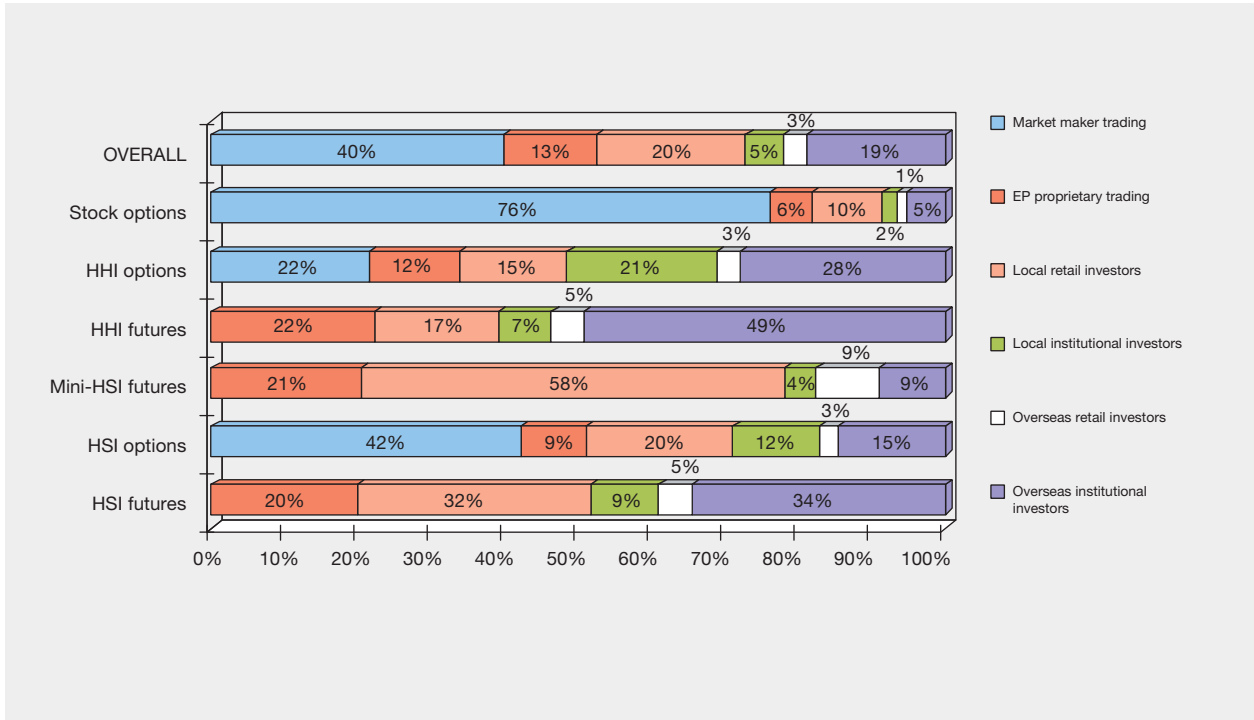


### Distribution of derivatives market trading volume by investor type (2006/07 – 2008/09)

	2006/07	2007/08	2008/09
<b>Exchange Participants' principal trading*</b>	55%	61%	53%
<b>Local investor trading</b>	24%	21%	25%
– retail	18%	17%	20%
– institutional	6%	4%	5%
<b>Overseas investor trading</b>	21%	19%	22%
– retail	2%	2%	3%
– institutional	19%	17%	19%
<b>Total</b>	<b>100%</b>	<b>100%</b>	<b>100%</b>

\* Exchange Participants' principal trading comprises market maker trading and proprietary trading.  
Note: Numbers may not add up to sub-totals and totals due to rounding.

**Distribution of derivatives trading volume by investor type for overall market and each product (Jul 2008 – Jun 2009)**

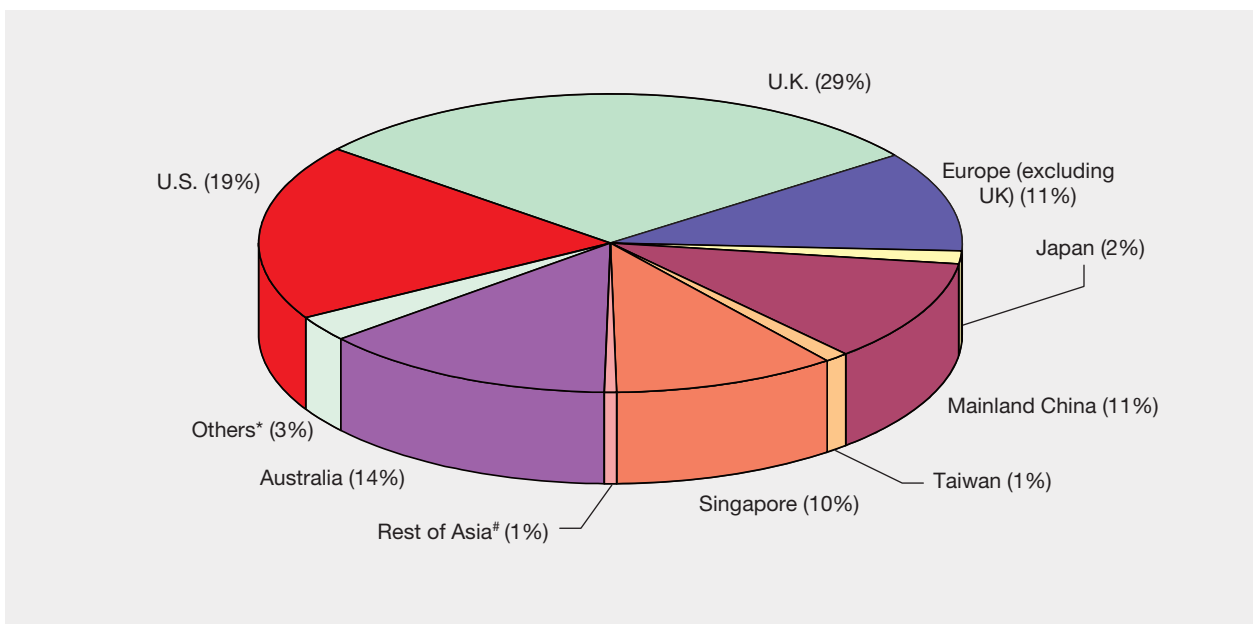


**Notes:**

- (1) Market maker trading and Exchange Participants' proprietary trading are components of Exchange Participants' principal trading.
- (2) Numbers may not add up to 100% due to rounding.

Among overseas investors, UK investors remained the largest contributor (29% of total overseas investor trading). US investors came second (19%) while Australian investors ranked third (14%). The contributions from Mainland China, European (excluding the UK), and Singaporean investors were also significant (10%-11%). Asian investors contributed in aggregate 24% of total overseas investor trading.

**Distribution of overseas investor trading volume in derivatives by origin (Jul 2008 – Jun 2009)**



<sup>#</sup> Reported origins in "Rest of Asia" comprised India, Indonesia, Korea, Macau, Malaysia, Philippines and Thailand.

<sup>\*</sup> Reported origins in "Others" comprised British Virgin Islands, Canada, Cayman Islands, Liberia, Madagascar, Mauritius, Middle East and New Zealand.

Note: Numbers may not add up to 100% due to rounding.

## Distribution of overseas investor trading volume in derivatives by origin (2006/07 – 2008/09)

	2006/07	2007/08	2008/09
<b>US</b>	26%	26%	19%
<b>UK &amp; Europe</b>	41%	42%	40%
UK	31%	32%	29%
Europe (excluding UK)	11%	10%	11%
<b>Asia</b>	20%	20%	24%
Japan	1%	1%	2%
Mainland China	9%	10%	11%
Taiwan	1%	1%	1%
Singapore	8%	7%	10%
Rest of Asia	1%	1%	1%
<b>Australia*</b>	–	11%	14%
<b>Others*</b>	13%	2%	3%
<b>Total</b>	<b>100%</b>	<b>100%</b>	<b>100%</b>

– Not available

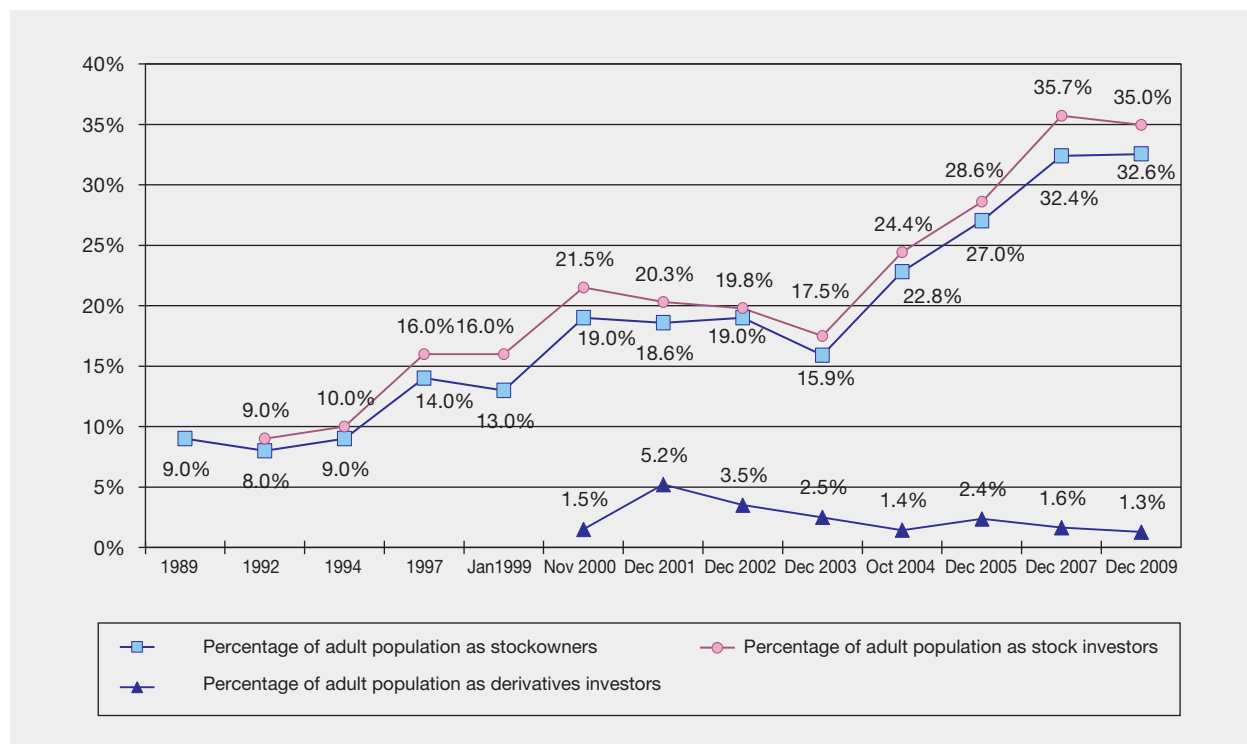
\* For surveys before 2007/08, Australia was included in "Others".

Note: Numbers may not add up to sub-totals and totals due to rounding.

## Retail investors

According to the findings of the HKEx Retail Investor Survey 2009<sup>1</sup>, 32.6% of the adult population (about 1.9 million individuals) were stockowners<sup>2</sup>; 35.0% (about 2.1 million individuals) were stock investors<sup>3</sup>; 1.3% (about 75,000 individuals) were derivatives investors<sup>4,5</sup>; and 35.1% (about 2.1 million individuals) were retail investors who were either stock investor or derivatives investor or both.

Retail participation rates in stocks and derivatives on HKEx



### Projected number of investors by type

('000)

	Dec 2003	Oct 2004	Dec 2005	Dec 2007	Dec 2009
Stock investors	957	1,354	1,618	2,022	2,059
Stockowners	872	1,264	1,531	1,834	1,917
Derivatives investors	137	80	135	93	75

Note: Projected numbers were based on survey findings and are subject to errors.

<sup>1</sup> Fieldwork of the survey was carried out during November and December 2009. Annotation of "Dec 2009" is made in tables and charts for easy reference only.

<sup>2</sup> Stockowner: An individual who was, at the time of the interview, holding stocks — including shares, warrants, Callable Bull/Bear Contracts (CBBCs), Exchange Traded Funds (ETFs), Real Estate Investment Trusts (REITs) and other cash market products — listed or traded on HKEx.

<sup>3</sup> Stock investor: An individual who was, at the time of the interview, holding or, in the past 12 months, had traded stocks — including shares, warrants, Callable Bull/Bear Contracts (CBBCs), Exchange Traded Funds (ETFs), Real Estate Investment Trusts (REITs) and other cash market products — listed or traded on HKEx.

<sup>4</sup> Derivatives investor: An individual who was, at the time of the interview, holding or, in the past 12 months, had traded derivatives products (futures and options) on HKEx.

<sup>5</sup> The achieved sample of derivatives investors in the survey was rather small. The percentages on derivatives investors are subject to relatively large error.

The typical Hong Kong retail stock investor is a 45 year-old person with matriculation or above education and a monthly personal income of about HK\$16,250. The typical Hong Kong retail derivatives investor is a 40 year-old person with matriculation or above education and a monthly personal income of about HK\$27,500.

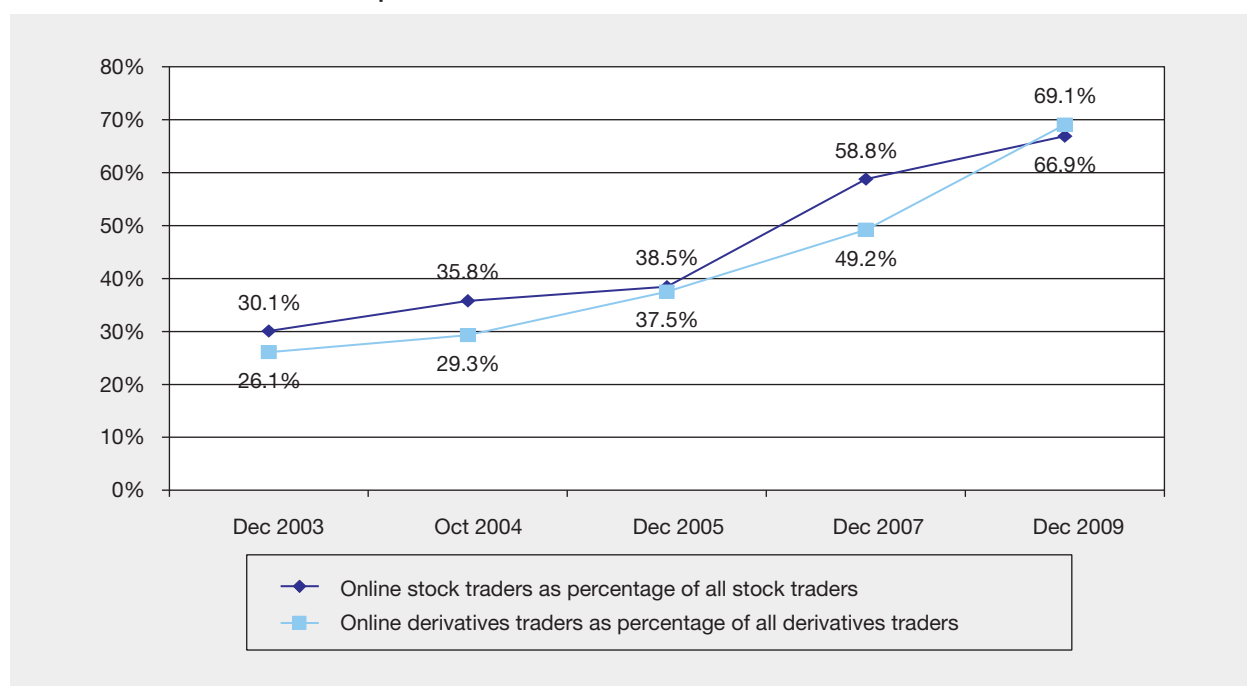
The median number of stock transactions made by stock investors during the 12 months preceding the interview was 10, the same level as in 2007. The average value per stock transaction made by stock investors had a median of about HK\$35,000, up from HK\$30,000 in 2007. The implied total stock transaction value per stock investor<sup>6</sup> during the 12-month period had a median of about HK\$300,000, compared to HK\$350,000 in 2007.

The median number of derivatives transactions made by derivatives investors during the 12-month period was 10, the same level as in 2007. The average number of contracts per derivatives transaction made by derivatives investors had a median of 2, the same level as in 2007. The implied total contract volume per derivatives investor<sup>7</sup> during the 12-month period had a median of 25, lower than the 40 in 2007.

The survey also found that 67% of stock traders<sup>8</sup> and 69% of derivatives traders<sup>9</sup> were online traders, i.e. investors who had traded the respective products on HKEx during the 12-month period, either always or sometimes, through electronic media such as the Internet.

Online stock traders tended to trade stocks more frequently than non-online stock traders — they had a median of 12 stock transactions in the 12-month period versus 10 for the non-online stock traders. In comparison, online derivatives traders had a median of 8 derivatives transactions in the 12-month period, less than the 10 transactions for non-online derivatives traders.

**Proportions of stock/derivatives traders as online traders**



Among the stock traders, 26% traded mainly through broker firms and 73% mainly through banks (1% used the service of broker firms and banks to a similar extent). Among the derivatives traders, 52% traded mainly through broker firms and 48% mainly through banks.

<sup>6</sup> The implied total transaction value for the 12-month period for a respondent was calculated by multiplying the respondent's number of stock transactions by his/her average value per stock transaction. The figure is two-sided, i.e. both buy and sell sides for a transaction are counted. The figure is subject to estimation error.

<sup>7</sup> The implied total contract volume during the 12-month period for a respondent was calculated by multiplying the respondent's number of derivatives transactions by his/her average number of contracts per derivatives transaction. The figure is two-sided, i.e. both buy and sell sides for a transaction are counted. The figure is subject to estimation error.

<sup>8</sup> Stock trader: An individual who, in the 12 months preceding the interview, had traded stocks — including shares, warrants, Callable Bull/Bear Contracts (CBBs), Exchange Traded Funds (ETFs), Real Estate Investment Trusts (REITs) and other cash market products — listed or traded on HKEx.

<sup>9</sup> Reflecting the nature of derivatives trading, all derivatives investors had traded derivatives in the 12 months preceding the interview, i.e. all derivatives investors are derivatives traders.



## HONG KONG SECURITIES AND DERIVATIVES MARKETS HISTORICAL EVENTS

- 1891 “The Association of Stockbrokers in Hong Kong”, the first formal stock exchange in Hong Kong was formed.
- 1914 The name of the Association of Stockbrokers in Hong Kong was changed to “The Hong Kong Stock Exchange”.
- 1921 A second stock exchange, “The Hong Kong Stockbrokers’ Association”, was incorporated.
- 1947 The Hong Kong Stock Exchange and the Hong Kong Stockbrokers’ Association were merged to form a joint exchange under the name of “The Hong Kong Stock Exchange Ltd”.
- 1969 Dec The Far East Exchange Ltd commenced business on 17 December.
- 1970 Feb The Companies Ordinance was amended to empower the Governor in Council to recognise stock exchanges for certain limited purposes connected with the offering in writing of shares to any member of the public.
- 1971 Mar The Kam Ngan Stock Exchange Ltd commenced business on 15 March.
- 1972 Jan The Kowloon Stock Exchange Ltd commenced business on 5 January.
- 1973 Jan The four stock exchanges, the Far East Exchange, the Hong Kong Stock Exchange, the Kam Ngan Stock Exchange and the Kowloon Stock Exchange, agreed to standardise their trading sessions with effect from 8 January.
- A Securities Advisory Council was established and a Commissioner for Securities was appointed, but not given statutory power, to help prepare the way for the statutory provisions to be imposed later.
- Feb The Stock Exchange Control Ordinance 1973 was enacted, which imposed heavy penalties on anyone operating a stock market which was not recognised under the Ordinance. The establishment of stock exchange was effectively controlled.
- The Government announced that it was mandatory for all companies seeking listing to have their prospectuses registered with the Registrar of Companies.
- 1974 Feb The Securities Ordinance and The Protection of Investors Ordinance were enacted and were brought into operation with effect from 1 March.
- Apr The Federation of Share Registrars was established.
- Jul The Hong Kong Federation of Stock Exchange was established.
- Aug Under the Securities Ordinance 1974, a Stock Exchange Compensation Fund was established and contributions to the fund were paid by the four stock exchanges in proportion to their membership.
- Oct Part VI of the Ordinance and the Securities (Dealers, Investment Advisors and Representatives) Regulations 1974 was brought into force, requiring all dealers (whether or not they are members of the stock exchanges), investment advisors and their representatives to register with the Commissioner for Securities.

- 1975 Aug The Securities Commission approved the Code on Takeovers and Mergers.
- Dec The Securities Commission approved a statutory rule prohibiting directors of a listed company incorporated in Hong Kong from issuing shares – other than on a pro-rata basis to existing shareholders – without the prior approval of shareholders.
- 1976 The Commodities Trading Ordinance was passed by the Legislative Council.
- Aug Under the Securities (Stock Exchange Listing) Rule 1976, a listed company should appoint a member of the Federation of Share Registrars to be its registrar.
- Dec On 17 December, the Hong Kong Commodity Exchange Limited (HKCE) was incorporated.
- 1977 May Considerable progress was made towards the formation of a unified stock exchange in Hong Kong in place of the existing four. A working party on unification was formed.
- On 9 May, The HKCE commenced the trading of its first commodity product – cotton futures.
- Nov On 15 November, The HKCE commenced trading of sugar futures.
- Dec An Insider Dealing Tribunal was set up.
- 1978 Mar Stamp duty on securities dealing was reduced from 0.8% to 0.6% (per round trip) with effect from 6 March.
- 1979 Aug A Practice Note was published by the Securities Commission to clarify the rules concerning the suspension of dealings in the shares of offeree companies during takeover bids.
- Nov The HKCE commenced trading of soybean futures.
- 1980 Jul The Stock Exchange of Hong Kong Ltd (SEHK) was incorporated.
- Aug The Stock Exchanges Unification Ordinance 1980 was passed by the Legislative Council.
- On 19 August, The HKCE commenced trading of gold futures.
- 1981 Jan The Securities Commission adopted a trigger point of 35% as the maximum percentage shareholding in a listed company that any group or individual could hold without making a general offer for all the remaining shareholders.
- Jul Under the Stamp Duty Ordinance 1981, instruments of transfer of registered warrants were chargeable with fixed duty and contract notes were required to be stamped with effect from 1 July.
- Oct The first committee members of the SEHK were elected.
- 1982 A Financial Futures Working Party was formed to study the introduction of financial futures.
- 1983 Mar The Code on Takeovers and Mergers was revised to the effect that bids involving less than 35% of a company's voting shares were not subject to control, but other partial bids were subject to the consent of the Takeovers Committee. Market dealings in an offeree company's shares before or during a bid were forbidden.

- 1984 May The Securities Commission released a set of guidelines for the placement of shares as a means of flotation, which had been banned for some years.
- 1985 May On 7 May, the HKCE was renamed the Hong Kong Futures Exchange Limited (HKFE).
- Aug The Securities (Amendment) Ordinance 1985 was enacted. Its purpose was to strengthen the power of the Commissioner for Securities to monitor the financial viability of dealers.
- The Legislative Council passed the Stock Exchanges Unification (Amendment) Ordinance 1985. Under the Ordinance, locally incorporated firms, including subsidiaries of banks and deposit-taking companies, became eligible to apply to the Stock Exchange of Hong Kong for corporate membership. And the disqualification of directors or employees of banks and deposit-taking companies and of lawyers or professional accountants from becoming members of the SEHK was removed.
- 1986 Feb The Securities (Stock Exchange Listing) Rules 1986 took effect from 1 February.
- The Securities (Accounts and Audit) (Amendment) Regulations were published in the Government Gazette. Dealers and dealing partnerships were required to fulfil certain requirements.
- The Securities (Recognition of Stock Market) Notice and the Securities (Registration of Dealers) (Approved Examinations) Notice were published in the Government Gazette.
- The Legislative Council approved the amended Securities (Stock Exchange Listing) Rules 1986.
- Mar The Hong Kong Stock Exchange, the Far East Exchange, the Kam Ngan Stock Exchange and the Kowloon Stock Exchange ceased trading after the close of business on 27 March.
- Apr The SEHK commenced trading on 2 April.
- May On 6 May, HKFE commenced the trading of its first financial product – Hang Seng Index (HSI) Futures.
- Sep The SEHK became a full member of the Federation Internationale des Bourses de Valeurs on 22 September.
- Oct The grand opening of the SEHK took place on 6 October.

- 1987 Apr On 8 April, the SEHK Chairman and the Commissioner for Securities made a joint statement that the two had agreed that no further new issues of B shares (shares of which the proposed voting power does not bear a reasonable relationship to the equity interest of such shares when fully paid) would be allowed to list on the SEHK.
- Oct The trading restrictions in connection with bank-related brokers were relaxed with effect from 2 October.
- The General Committee of the SEHK unanimously resolved that trading on the SEHK would be suspended for four days from 20 October to 23 October, both days inclusive. Trading in the Hang Seng Index Futures was also suspended for the same period.
- The Takeovers Committee, announced on 26 October that the Committee had decided that for a period of one month, the trigger point, or creeper provision, as the case may be, under the Hong Kong Code on Takeovers and Mergers, would be waived.
- The Hong Kong Government, together with several leading financial institutions, raised a rescue fund of HK\$4 billion of which HK\$1.8 billion was utilised to enable the Hong Kong Futures Guarantee Corporation Ltd to finance its obligations to members of the HKFE. With effect from 29 October, a levy of HK\$30 per HKFE transaction and a special levy of 0.03% on transaction value of securities dealings were introduced to repay the interest and principal of the rescue package.
- Nov The limit of compensation payable out of the Exchange Fidelity Fund or a member's guarantee for the default of a defaulting member was increased from HK\$500,000 to HK\$2,000,000, subject to the availability of funds, with effect from the commencement of trading on 9 November.
- 1988 Jan The new Management Sub-committee of the SEHK was formed on 2 January to take up the duties of the General Committee.
- Jun The Government-appointed Securities Review Committee published the Report on the Operation and Regulation of Hong Kong Securities Industry on 2 June.
- Jul An amendment to the Articles of Association of the SEHK, which allowed the SEHK to form a Council of 22 members instead of a committee of 21 members to govern its operations, was endorsed by its members on 20 July.
- Sep The SEHK and the Securities Commission released a joint announcement on 14 September, in which they agreed that as a general rule, the SEHK would not list any new B shares and would not permit listed companies to issue any new B shares. This general rule would not apply only in exceptional circumstances. The queuing system for new applications for listing was also reviewed and amended.
- Oct The first 22-member Council of the SEHK was formed on 18 October.
- Nov The first Nominating Committee of the SEHK was formed on 7 November.

- 1989 The clearing functions for HKFE were transferred from Hong Kong Futures Guarantee Corporation Limited and International Commodities Clearing House (Hong Kong) Limited to the newly established futures clearing company, the HKFE Clearing Corporation Limited (HKCC).
- Feb The All Ordinaries Index was launched by the SEHK on 1 February.
- Mar The SEHK announced the formation of the HKSCC, a company limited by guarantee.
- Apr The Legislative Council passed the Securities and Futures Commission Ordinance 1989.
- May The new Securities and Futures Commission (SFC) was formally established on 1 May.
- Sep The SFC announced on 13 September that it had agreed to authorise warrant funds which had been able to apply for authorisation with effect from 1 November.
- Oct The Council of the SEHK endorsed a rolling T+2 settlement period for the proposed Central Clearing and Settlement System.
- Dec The Securities (Stock Exchange Listing) Rules 1989 were enacted on 1 December.
- 1990 HKFE introduced its first interest rate futures – futures based on the three-month Hong Kong Interbank Offered Rate (HIBOR).
- Feb The minimum brokerage for each securities transaction traded on the SEHK was raised from HK\$25 to HK\$50 with effect from 8 February. The minimum commission rate of 0.25% for stock broking was maintained.
- Apr On 2 April, the Council of the SEHK resolved that Council members on the Board of the HKSCC should be broker members and that the Chairman and the Deputy Chairman of the Board of the HKSCC must be a broker or banker member of the Board. If the Chairman was a broker member, the Deputy Chairman must be a banker member and the two would rotate every year.
- Jul The Securities (Insider Trading) Draft Bill, was passed by the Legislative Council on 25 July.
- 1991 HKFE introduced three futures based on sub-indices of the HSI.
- Apr With effect from 1 April, stamp duty on share transactions was reduced from 0.6% to 0.5% (per round trip).
- On 15 April, the Hong Kong Code on Share Repurchases, which allowed firms listed in Hong Kong to buy back their own shares, was approved by the SFC and became effective immediately.
- Sep The Securities (Disclosure of Interests) Ordinance came into force on 1 September.
- Nov The Council of the SEHK and the SFC on 1 November agreed on a series of measures designed to permit all the substantive elements of the revised voluntary constitutional package, which was unanimously supported at the Extraordinary General Meeting of the SEHK on 30 October, to be brought into effect in time to govern the next Council election. The new Council under the revised voluntary constitutional package would consist of 31 members in total – 18 broker members, 11 lay members and the chief executives of the SEHK and the HKSCC.
- On 25 November, the SFC and the SEHK announced the signing of a Memorandum of Understanding providing for the devolution of day-to-day administration of all listing matters to the SEHK effective 31 December.



- 1992 Feb On 21 February, the SFC approved the revised Hong Kong Code on Takeovers and Mergers and its integration with the Hong Kong Code on Share Repurchases. The new integrated Code came into effect on 1 April.
- Apr With effect from 1 April, stamp duty on share transactions was reduced from 0.5% to 0.4% (per round trip) and the stamp duty was extended to the trading of derivative warrants.
- May On 11 May, changes made to the Listing Rules of the SEHK and the listing agreement for a secondary listing, particularly where the majority of trading was likely to be on the SEHK, took effect.
- Jun The settlement period for members of the SEHK was changed from T+1 to T+2 on 8 June.
- On 24 June, the Central Clearing and Settlement System (CCASS) commenced operations on the trade-for-trade basis.
- Oct The compulsory Broker's Fidelity Insurance Scheme came into effect on 1 October.
- The Securities (Clearing Houses) Ordinance came into effect on 7 October. The maximum amount payable under the Unified Exchange Compensation Fund to all persons (except stockbrokers) who suffer loss through any default of a stockbroker was increased to HK\$8 million in respect of each stockbroker concerned in or connected with the default. The previous limit was HK\$2 million.
- On 7 October, CCASS commenced the second phase of its operation, starting to admit stocks for clearing and settlement on a continuous net settlement (CNS) basis.
- On 28 October, a memorandum of understanding was signed between the Hong Kong and the British securities regulatory authorities.
- 1993 Mar On 5 March, HKFE introduced its first options product – Hang Seng Index Options.
- Apr With effect from 1 April, stamp duty on share transactions was reduced from 0.4% to 0.3% (per round trip).
- Jun On 19 June, the China Securities Regulatory Commission, the Shanghai Securities Exchange, the Shenzhen Stock Exchange, the SFC and the SEHK signed a Memorandum of Regulatory Co-operation in Beijing.
- Jul Dealings in the H shares in Tsingtao Brewery Co Ltd commenced on 15 July. This was the first China-incorporated enterprise to obtain a primary listing in Hong Kong.
- Aug On 16 August, the Special Levy payable on every transaction recorded on the SEHK and the HKFE was suspended.
- Nov On 1 November, the SEHK launched the Automatic Order Matching and Execution System (AMS).
- 1994 Jan On 3 January, the SEHK launched a pilot scheme for regulated short-selling of shares.
- Mar Jardine Matheson Holdings and Jardine Strategic Holdings announced their decision to delist from Hong Kong. Other Jardine group companies made similar announcements in September.
- Jul With effect from 8 July, the Stamp Duty (Amendment) (No.2) Bill 1994 extended relief from stamp duty for stock borrowing and lending activities and raised the maximum borrowing period from 14 days to 12 months.

- 1995 Mar On 31 March, HKFE introduced its first single-stock product – stock futures on two stocks.
- Sep On 8 September, the SEHK launched its Traded Stock Options Market. The first stock option was on HSBC Holdings plc.
- Nov On 3 November, HKFE introduced its first currency futures – Rolling Forex, and launched an electronic screen-based trading system, the Automated Trading System (ATS) for trading the new product.
- 1996 Jan On 25 January, trading through the AMS off-floor terminals started. These terminals are installed in SEHK members' offices, allowing them to trade from their offices, in addition to trading through terminals in the Trading Hall.
- 1997 Sep HKFE introduced Hang Seng China-Affiliated Corporations Index (Red Chips index) futures and options on 12 September, and relaunched the Three-Month HIBOR Futures on 26 September.
- Nov On 28 November, the Hong Kong Securities Institute was incorporated.
- 1998 Apr With effect from 1 April, the transaction levy was reduced from 0.013% to 0.011% and the proportion of sharing between the SEHK and the SFC was changed from 7:6 to 7:4. Stamp duty on share transactions was also reduced from 0.3% to 0.25% (per round trip).
- May On 8 May, Hongkong Clearing launched its Investor Account Service which allows investors to open investor accounts directly in CCASS.
- 1999 May On 17 May, Hongkong Clearing launched an Electronic Initial Public Offering (EIPO) service for CCASS participants.
- Sep HKFE suspended the trading of gold futures, the last exchange-traded commodity product.
- Nov On 12 November, the Tracker Fund of Hong Kong (TraHK) was listed on the SEHK. TraHK is a collective investment fund issued by the Hong Kong SAR Government, which follows closely the movement of the benchmark Hang Seng Index.
- On 15 November, Growth Enterprise Market (GEM) was formally launched. The first listings were on 25 November 1999.

- 2000 Mar On 6 March, the SEHK, the HKFE and the HKSCC became wholly-owned subsidiaries of Hong Kong Exchanges and Clearing Limited (HKEx). Mr Charles Lee was the first Chairman of HKEx. Mr Kwong Ki-chi was appointed the Chief Executive of HKEx.
- On 20 March, the Growth Enterprise Index (GEI) was launched. It has a base value of 1000 on the base date of 17 March 2000.
- Apr With effect from 7 April, stamp duty on stock transactions was reduced to 0.225% (per round trip).
- May On 31 May, the SEHK launched the Pilot Programme for Trading US Securities with initially seven Nasdaq stocks admitted to trading.
- Jun On 5 June, HSI Futures and Options migrated from open outcry trading to the HKFE's electronic trading system – Hong Kong Futures Automated Trading System (HKATS). Floor trading in HKFE was totally abolished.
- On 27 June, shares of the HKEx were listed by introduction on the SEHK with a stock code of “388”.
- Sep On 15 September, HKEx announced the introduction of an Internet Initial Public Offering (iIPO) service to provide individual investors with an additional electronic mechanism for submitting applications for IPOs.
- Oct On 5 October, MTR Corporation Ltd (MTRC), the first government-owned organization to be privatized, was listed on the SEHK. Also, MTRC was the first listing issuer using HKEx's iIPO.
- On 23 October, the first phase of the Third Generation Automatic Order Matching and Execution System (AMS/3) was launched.
- 2001 Feb On 23 February, HKEx introduced its Order Routing System (ORS) to AMS/3 and Online Trading Service to its Stock Exchange Participants.
- Aug On 6 August, stock options trading was successfully migrated from the Traded Options System (TOPS) to the Hong Kong Futures Automated Trading System (HKATS). Clearing and settlement of stock options trades continues to be performed on TOPS.
- Sep On 1 September, the stamp duty on securities transactions was reduced from 0.225% to 0.2% per transaction (round-trip).
- On 1 September, a Trading Fee of 0.005% per side of the consideration of a transaction was introduced by the Stock Exchange. The transaction levy payable to the SFC increased from 0.005% to 0.007% per side of the consideration of a transaction.

- 2002 Mar On 8 March, the SFC levy on trading of options on stock futures was reduced from \$1.0 to \$0.2 per contract per side. The compensation fund levy on trading of options on stock futures was reduced from \$0.5 to \$0.1 per contract per side.
- On 25 March, HKEx introduced a pre-opening session and an index basket order trading mechanism in the securities market. The 30-minute pre-opening session starts at 9:30 am. The index basket order trading mechanism is only applicable in the continuous trading session.
- May On 16 May, HKEx introduced the first phase of CCASS/3, the new generation of the Central Clearing and Settlement System.
- Aug On 5 August, the first six Equity Linked Instruments (ELIs) were listed on SEHK.
- Sep On 16 September, HKMA announced the termination of the Tap Facility of the Tracker Fund of Hong Kong (TraHK) on exhaustion of the Tap Issue Limit in the fourth quarter of 2002, thus concluding the Government stock market operation which was initiated in 1998.
- Dec On 9 December, HKEx introduced the second phase of CCASS/3.
- 2003 Apr On 1 April, the Securities and Futures Ordinance (SFO) became effective together with a number of codes, guidelines and forms for its implementation.
- Effective from 1 April, the minimum commission rate rule governing Stock Exchange Participants (SEPs) was abolished. Commissions became freely negotiable between SEPs and their clients.
- May Effective from 1 May, Mr Paul Chow was appointed the Chief Executive of HKEx.
- On 26 May, HKEx introduced the final phase of CCASS/3 by launching the Participant Gateway. The Participant Gateway serves as an additional communication channel to the CCASS/3 Terminal and provides a direct electronic interface between CCASS/3 and CCASS Participants' back office systems.
- Nov On 17 November, HKEx opened its first Mainland representative office in Beijing.
- Dec On 8 December, HKEx introduced H-shares Index futures.
- 2004 Apr On 6 April, HKEx introduced the Derivatives Clearing and Settlement System (DCASS) which provides a common platform for the clearing and settlement of all derivative products traded on HKEx markets.
- Jun On 14 June, HKEx introduced H-shares Index options.
- 2005 May On 23 May, HKEx introduced FTSE/Xinhua China 25 Index futures and options.
- Oct On 28 October, the Securities and Futures (Investor Compensation – Levy) (Amendment) Rules 2005 became effective whereby a levy suspension and re-instatement mechanism was introduced. Accordingly, the investor compensation levies would be suspended when the net asset value (NAV) of the Investor Compensation Fund (ICF) exceeds \$1.4 billion, and subsequently reinstated when the NAV of the ICF falls below \$1 billion.
- Nov On 2 November, legislation was passed to abolish the estate duty.
- On 25 November, the first Real Estate Investment Trust (REIT), The Link REIT, was listed on the SEHK.

- 2006 Jan On 16 January, renovated Trading Hall opened for trading.
- Apr On 28 April, Mr Ronald Arculli was appointed the Chairman of HKEx.
- Jun On 5 June, HKSCC announced the expansion of the Investor Participant (IP) account service to Macau individual investor and companies.
- On 12 June, the first batch of seven Callable Bull/Bear Contracts (CBBCs) began trading on the SEHK.
- Jul On 3 July, HKEx introduced Bank of China Ltd Futures and Options.
- On 13 July, legislation was passed to establish Financial Reporting Council which will have the authority to investigate complains concerning standards of financial reporting and audits of listed companies.
- Oct On 27 October, Industrial and Commercial Bank of China (ICBC) was listed simultaneously in Hong Kong and Shanghai. It was the largest IPO by total funds raised (US\$19.1 billion) in world stock market history and the funds raised by H shares was also an all-time high.
- Dec On 1 December, the transaction levy in respect of any trading in securities, futures or options contracts was reduced by 20% from 0.005% of transaction value per side to 0.004%.
- 2007 Jan On 1 January, the Securities & Futures Commission's (SFC's) Guidelines for Sponsors and Compliance Advisers became effective, marking the launch of a new sponsor regulatory regime.
- Mar On 12 March, the first batch of 19 derivative warrants on the iShares FTSE/Xinhua A50 China tracker were listed on HKEx. This was the first time that derivative warrants were issued on Mainland A-share assets.
- Apr On 10 April, the SFC entered into a Memorandum of Understanding (MOU) with the China Banking Regulatory Commission (CBRC) for cooperation and information sharing with respect to Hong Kong licensed intermediaries who provide services to Mainland commercial banks conducting overseas wealth management business on behalf of their Mainland clients. This served as regulatory support for the Mainland Qualified Domestic Institutional Investors (QDII) business (banking side) in Hong Kong.
- Jun On 25 June, Phase 1 of the HKEx Electronic Disclosure Project commenced and lasted for 6 months. Under this Phase, it is optional for a Main Board-listed issuer to make a paid newspaper announcement as long as it publishes a notification in newspapers about the full announcement posted on its own website and the HKEx website. Those without their own websites must publish the full announcements in newspapers as well as on the HKEx website.
- Dec On 11 December, the Hong Kong Monetary Authority (HKMA) launched the electronic trading platform (ETP) for Exchange Fund Bills and Notes (EFBNs). The ETP provides greater flexibility to facilitate trading in EFBNs.
- On 25 December, Phase 2 of the HKEx Electronic Disclosure Project commenced. Under Phase 2, Main Board issuers publishing announcements on their own websites are no longer required to publish notifications in newspapers. After 6 months, all issuers must have their own websites on which they must publish their announcements.



- 2008 Feb On 4 February, the HKExnews.com.hk website was launched. HKExnews is a dedicated website which mainly disseminates issuer information generated directly by the listed issuers and/or their major shareholders and directors as well as regulatory information generated by HKEx about listed companies.
- Mar On 31 March, HKEx launched the Mini-Hang Seng China Enterprises Index (Mini H-shares Index) futures.
- April On 7 April, HKEx introduced 5-digit stock codes in its securities market.
- May On 26 May, the closing auction session for HKEx's securities market commenced. The closing prices of securities are determined by an auction mechanism similar to that already in place in the pre-opening session. The trading hours of the securities market on a normal trading day as well as a half-day trading day are extended by 10 minutes.
- Jul On 1 July, the revised Listing Rules of the Growth Enterprise Market (GEM) and the Main Board of HKEx relating to the development of GEM became effective. GEM was re-positioned as a second board and a stepping stone towards the Main Board. To encourage listing transfers from GEM to the Main Board, the transfer process was streamlined and the initial listing fees for such transfers were halved.
- On 31 July, the first gold Exchange Traded Fund (ETF) commenced trading on the Main Board of HKEx.
- Oct On 20 October, HKEx reintroduced trading in gold futures on its Hong Kong Futures Exchange (HKFE) which had formerly listed the product in the 1990s.
- 2009 Mar On 23 March, in light of the price volatility during the Closing Auction Session (CAS) since its introduction on 26 May 2008, the CAS in the securities market was suspended to maintain public confidence in the orderliness, fairness and transparency of the market.
- Apr On 1 April, the Listing Rules amendments on the revised blackout period for share trading by listed company directors came into effect. The blackout period before the announcement of annual results was extended to 60 days instead of the originally proposed 4 months. The blackout period before interim results announcement was not extended.
- Nov On 18 November, the first 4 A-share industry sector ETFs in Hong Kong were listed on the SEHK.
- Dec On 18 December, HKEx published the consultation conclusions on accelerating rights issues and open offers. The minimum notice period for book closure for rights issues would be reduced to six business days and that for open offers would remain unchanged.
- On 29 December, HKEx published its consultation conclusions on CER Futures in which HKEx considers that there is no imminent need for a CER futures market in Hong Kong.

## List of listed companies on Main Board

(End of 2009)

Code	Company name	Incorporation	Listing date
01003	21 Holdings Ltd.	Bermuda	1994/02/21
01361	361 Degrees International Ltd.	Cayman Islands	2009/06/30
00800	A8 Digital Music Holdings Ltd.	Cayman Islands	2008/06/12
02018	AAC Acoustic Technologies Holdings Inc.	Cayman Islands	2005/08/09
00030	ABC Communications (Holdings) Ltd.	Bermuda	1991/10/09
03344	Addchance Holdings Ltd.	Cayman Islands	2005/10/05
03355	Advanced Semiconductor Manufacturing Corporation Ltd. -H Shs	PRC	2006/04/07
00900	Aeon Credit Service (Asia) Co. Ltd.	Hong Kong	1995/09/14
00984	AEON Stores (Hong Kong) Co., Ltd.	Hong Kong	1994/02/04
03383	Agile Property Holdings Ltd.	Cayman Islands	2005/12/15
00753	Air China Ltd. – H Shares	PRC	2004/12/15
00538	Ajisen (China) Holdings Ltd.	Cayman Islands	2007/03/30
00328	Alco Holdings Ltd.	Bermuda	1992/11/27
01688	Alibaba.com Ltd.	Cayman Islands	2007/11/06
00684	Allan International Holdings Ltd.	Bermuda	1992/11/10
00373	Allied Group Ltd.	Hong Kong	1973/01/12
00056	Allied Properties (HK) Ltd.	Hong Kong	n.a.
00833	Alltronics Holdings Ltd.	Cayman Islands	2005/07/15
02600	Aluminum Corporation of China Ltd. – H Shares	PRC	2001/12/12
00959	Amax Holdings Ltd.	Bermuda	1997/10/03
00090	Amber Energy Ltd.	Cayman Islands	2009/07/10
00077	AMS Public Transport Holdings Ltd.	Cayman Islands	2004/04/15
02300	AMVIG Holdings Ltd.	Cayman Islands	2004/03/26
00347	Angang Steel Co. Ltd. – H Shares	PRC	1997/07/24
00914	Anhui Conch Cement Co. Ltd. – H Shares	PRC	1997/10/21
00995	Anhui Expressway Co. Ltd. – H Shares	PRC	1996/11/13
00839	Anhui Tianda Oil Pipe Co. Ltd. – H Shares	PRC	2007/12/24
02020	ANTA Sports Products Ltd.	Cayman Islands	2007/07/10
03337	Anton Oilfield Services Group	Cayman Islands	2007/12/14
01104	APAC Resources Ltd.	Bermuda	1998/12/29
00566	Apollo Solar Energy Technology Holdings Ltd.	Bermuda	1996/01/29
00519	Applied Development Holdings Ltd.	Bermuda	1986/03/24
01045	APT Satellite Holdings Ltd.	Bermuda	1996/12/18
00102	Arnhold Holdings Ltd.	Bermuda	1994/01/10
00565	Art Textile Technology International Co. Ltd.	Cayman Islands	2003/09/10
00931	Artel Solutions Group Holdings Ltd.	Cayman Islands	2001/10/24
00789	Artini China Co. Ltd.	Bermuda	2008/05/16
01120	Arts Optical International Holdings Ltd.	Bermuda	1996/11/08
00841	Asia Cassava Resources Holdings Ltd.	Cayman Islands	2009/03/23
00743	Asia Cement (China) Holdings Corporation	Cayman Islands	2008/05/20
00835	Asia Coal Ltd.	Bermuda	1997/12/18
00104	Asia Commercial Holdings Ltd.	Bermuda	1987/07/29
00351	Asia Energy Logistics Group Ltd.	Hong Kong	1992/08/18
00662	Asia Financial Holdings Ltd.	Bermuda	1990/12/18
00214	Asia Orient Holdings Ltd.	Bermuda	1986/01/06
00899	Asia Resources Holdings Ltd.	Bermuda	1997/10/24
01135	Asia Satellite Telecommunications Holdings Ltd.	Bermuda	1996/06/19
00292	Asia Standard Hotel Group Ltd.	Bermuda	1988/09/22
00129	Asia Standard International Group Ltd.	Bermuda	1973/01/24
00376	Asia TeleMedia Ltd.	Hong Kong	1987/07/17
00679	Asia Tele-Net And Technology Corporation Ltd.	Bermuda	1991/01/31
00073	Asian Citrus Holdings Ltd.	Bermuda	2009/11/26
00522	ASM Pacific Technology Ltd.	Cayman Islands	1989/01/03
00105	Associated International Hotels Ltd.	Hong Kong	1985/10/24
00477	AUPU Group Holding Co. Ltd.	Cayman Islands	2006/12/08
01717	Ausnutria Dairy Corporation Ltd.	Cayman Islands	2009/10/08
00771	Automated Systems Holdings Ltd.	Bermuda	1997/11/05
00595	AV Concept Holdings Ltd.	Cayman Islands	1996/04/24
00232	AVIC International Holding (HK) Ltd.	Bermuda	1991/12/12
02357	AviChina Industry & Technology Co. Ltd. – H Shares	PRC	2003/10/30
03988	Bank of China Ltd. – H Shares	PRC	2006/06/01
03328	Bank of Communications Co., Ltd. – H Shares	PRC	2005/06/23
00023	Bank of East Asia, Ltd., The	Hong Kong	n.a.
02355	Baoye Group Co. Ltd. – H Shares	PRC	2003/06/30
00483	Bauhaus International (Holdings) Ltd.	Cayman Islands	2005/05/12
01338	BaWang International (Group) Holding Ltd.	Cayman Islands	2009/07/03
02009	BBMG Corporation – H Shares	PRC	2009/07/29
00694	Beijing Capital International Airport Co. Ltd. – H Shares	PRC	2000/02/01
02868	Beijing Capital Land Ltd. – H Shares	PRC	2003/06/19
00154	Beijing Development (Hong Kong) Ltd.	Hong Kong	n.a.
00392	Beijing Enterprises Holdings Ltd.	Hong Kong	1997/05/29
00371	Beijing Enterprises Water Group Ltd.	Bermuda	1993/04/19
00814	Beijing Jingkelong Co. Ltd. – H Shares	PRC	2008/02/26
01000	Beijing Media Corporation Ltd. – H Shares	PRC	2004/12/22
00588	Beijing North Star Co. Ltd. – H Shares	PRC	1997/05/14
00925	Beijing Properties (Holdings) Ltd.	Bermuda	1998/01/15
00187	Beiren Printing Machinery Holdings Ltd. – H Shares	PRC	1993/08/06
00761	Bel Global Resources Holdings Ltd.	Bermuda	1997/03/07
01880	Belle International Holdings Ltd.	Cayman Islands	2007/05/23
02326	BEP International Holdings Ltd.	Bermuda	2003/03/03
00718	Bestway International Holdings Ltd.	Bermuda	1995/10/02
00039	Bio-Dynamic Group Ltd.	Cayman Islands	2001/01/16
00963	Bloomage BioTechnology Corporation Ltd.	Cayman Islands	2008/10/03
02388	BOC Hong Kong (Holdings) Ltd.	Hong Kong	2002/07/25
00653	Bonjour Holdings Ltd.	Cayman Islands	2003/07/16
03998	Bosideng International Holdings Ltd.	Cayman Islands	2007/10/11

## List of listed companies on Main Board (continued)

(End of 2009)

Code	Company name	Incorporation	Listing date
00592	Bossini International Holdings Ltd.	Bermuda	1993/11/02
01163	Bright International Group Ltd.	Bermuda	1999/11/11
00723	Bright Prosperous Holdings Ltd.	Bermuda	1991/07/18
00933	Brightoil Petroleum (Holdings) Ltd.	Bermuda	1995/11/16
01114	Brilliance China Automotive Holdings Ltd.	Bermuda	1999/10/22
01149	Broad Intelligence Int'l Pharmaceutical Holdings Ltd.	Cayman Islands	2003/11/24
00240	Build King Holdings Ltd.	Bermuda	n.a.
00108	Buildmore International Ltd.	Hong Kong	1973/02/09
00024	Burwill Holdings Ltd.	Bermuda	1983/09/15
01211	BYD Co. Ltd. – H Shares	PRC	2002/07/31
00285	BYD Electronic (International) Co. Ltd.	Hong Kong	2007/12/20
01224	C C Land Holdings Ltd.	Bermuda	1999/04/30
01182	C Y Foundation Group Ltd.	Bermuda	1994/10/17
00043	C. P. Pokphand Co. Ltd.	Bermuda	1988/04/28
00341	Cafe de Coral Holdings Ltd.	Bermuda	1986/07/16
00193	Capital Estate Ltd.	Hong Kong	1972/09/11
00497	Capital Strategic Investment Ltd.	Bermuda	1992/04/15
00469	Capxon International Electronic Co. Ltd.	Cayman Islands	2007/05/07
00837	Carpenter Tan Holdings Ltd.	Cayman Islands	2009/12/29
00643	Carry Wealth Holdings Ltd.	Bermuda	2000/03/13
00510	CASH Financial Services Group Ltd.	Bermuda	2008/03/03
00293	Cathay Pacific Airways Ltd.	Hong Kong	1986/05/15
00161	CATIC Shenzhen Holdings Ltd. – H Shares	PRC	1997/09/29
00261	CCT Tech International Ltd.	Bermuda	1991/12/30
00138	CCT Telecom Holdings Ltd.	Bermuda	1991/11/11
00759	CEC International Holdings Ltd.	Bermuda	1999/11/15
01049	Celestial Asia Securities Holdings Ltd.	Bermuda	1994/04/27
00832	Central China Real Estate Ltd.	Cayman Islands	2008/06/06
01155	Centron Telecom International Holding Ltd.	Cayman Islands	2007/07/05
00355	Century City International Holdings Ltd.	Bermuda	1981/09/07
00079	Century Legend (Holdings) Ltd.	Bermuda	1993/07/08
00509	Century Sunshine Group Holdings Ltd.	Cayman Islands	2004/02/17
00092	Champion Technology Holdings Ltd.	Bermuda	1992/08/19
00264	Chanco International Group Ltd.	Cayman Islands	2003/03/12
00682	Chaoda Modern Agriculture (Holdings) Ltd.	Cayman Islands	2000/12/15
00147	Chaoyue Group Ltd.	Bermuda	1988/06/06
00057	Chen Hsong Holdings Ltd.	Bermuda	1991/10/22
01202	Chengdu PUTIAN Telecommunications Cable Co. Ltd. – H Shares	PRC	1994/12/13
01196	Cheong Ming Investments Ltd.	Bermuda	1997/01/20
00131	Cheuk Nang (Holdings) Ltd.	Hong Kong	n.a.
00001	Cheung Kong (Holdings) Ltd.	Hong Kong	1972/11/01
01038	Cheung Kong Infrastructure Holdings Ltd.	Bermuda	1996/07/17
00025	Chevalier International Holdings Ltd.	Bermuda	1984/12/05
00508	Chevalier Pacific Holdings Ltd.	Bermuda	1988/10/26
00112	Chi Cheung Investment Co., Ltd.	Hong Kong	1972/12/06
00121	Chia Tai Enterprises International Ltd.	Cayman Islands	1981/03/27
00449	Chigo Holding Ltd.	Cayman Islands	2009/07/13
00031	China Aerospace International Holdings Ltd.	Hong Kong	1981/08/25
00606	China Agri-Industries Holdings Ltd.	Hong Kong	2007/03/21
00149	China Agri-Products Exchange Ltd.	Bermuda	1973/03/12
01073	China Agrotech Holdings Ltd.	Cayman Islands	2002/01/14
00633	China All Access (Holdings) Ltd.	Cayman Islands	2009/09/16
03883	China Aoyuan Property Group Ltd.	Cayman Islands	2007/10/09
00170	China Assets (Holdings) Ltd.	Hong Kong	1992/04/15
00569	China Automation Group Ltd.	Cayman Islands	2007/07/12
00370	China Best Group Holding Ltd.	Bermuda	1996/03/26
03983	China BlueChemical Ltd. – H Shares	PRC	2006/09/29
00217	China Chengtong Development Group Ltd.	Hong Kong	n.a.
00998	China CITIC Bank Corporation Ltd. – H Shares	PRC	2007/04/27
01898	China Coal Energy Co. Ltd. – H Shares	PRC	2006/12/19
01800	China Communications Construction Co. Ltd. – H Shares	PRC	2006/12/15
00552	China Communications Services Corporation Ltd. – H Shares	PRC	2006/12/08
00939	China Construction Bank Corporation – H Shares	PRC	2005/10/27
01006	China Corn Oil Co. Ltd.	Cayman Islands	2009/12/18
01919	China COSCO Holdings Co. Ltd. – H Shares	PRC	2005/06/30
00661	China Daye Non-Ferrous Metals Mining Ltd.	Bermuda	1990/11/21
03818	China Dongxiang (Group) Co., Ltd.	Cayman Islands	2007/10/10
00670	China Eastern Airlines Corporation Ltd. – H Shares	PRC	1997/02/05
00085	China Electronics Corporation Holdings Co. Ltd.	Bermuda	1997/07/25
01185	China Engene International (Holdings) Ltd.	Cayman Islands	1997/08/11
00228	China Energy Development Holdings Ltd.	Cayman Islands	2002/02/18
01130	China Environmental Resources Group Ltd.	Cayman Islands	1997/06/03
00257	China Everbright International Ltd.	Hong Kong	n.a.
00165	China Everbright Ltd.	Hong Kong	1973/02/26
02312	China Financial Leasing Group Ltd.	Cayman Islands	2002/10/28
00445	China Fire Safety Enterprise Group Ltd.	Cayman Islands	2002/09/30
03318	China Flavors and Fragrances Co. Ltd.	Cayman Islands	2005/12/09
00506	China Foods Ltd.	Bermuda	1988/10/07
00930	China Forestry Holdings Co., Ltd.	Cayman Islands	2009/12/03
00290	China Fortune Group Ltd.	Cayman Islands	2001/05/03
00110	China Fortune Holdings Ltd.	Bermuda	2004/01/26
00164	China Gamma Group Ltd.	Bermuda	1973/01/26
00384	China Gas Holdings Ltd.	Bermuda	1995/10/20
03300	China Glass Holdings Ltd.	Bermuda	2005/06/23
00162	China Golden Development Holdings Ltd.	Bermuda	2000/10/23
00910	China Grand Forestry Green Resources Group Ltd.	Bermuda	1998/12/01

## List of listed companies on Main Board (continued)

(End of 2009)

Code	Company name	Incorporation	Listing date
00512	China Grand Pharmaceutical and Healthcare Holdings Ltd.	Bermuda	1995/12/19
00904	China Green (Holdings) Ltd.	Bermuda	2004/01/13
00256	China Haidian Holdings Ltd.	Cayman Islands	1991/12/10
00359	China Haisheng Juice Holdings Co., Ltd.	Cayman Islands	2005/11/04
00673	China HealthCare Holdings Ltd.	Bermuda	1996/10/14
00591	China High Precision Automation Group Ltd.	Cayman Islands	2009/11/13
00658	China High Speed Transmission Equipment Group Co., Ltd.	Cayman Islands	2007/07/04
01886	China Huiyuan Juice Group Ltd.	Cayman Islands	2007/02/23
00600	China Infrastructure Investment Ltd.	Cayman Islands	1993/10/05
01217	China Innovation Investment Ltd.	Cayman Islands	2002/08/28
00612	China Investment Fund Co. Ltd.	Cayman Islands	2002/01/02
00132	China Investments Holdings Ltd.	Bermuda	1973/05/18
00834	China Kangda Food Co. Ltd.	Bermuda	2008/12/22
02628	China Life Insurance Co. Ltd. – H Shares	PRC	2003/12/18
01234	China Lilang Ltd.	Cayman Islands	2009/09/25
00916	China Longyuan Power Group Corporation Ltd. – H Shares	PRC	2009/12/10
00009	China Mandarin Holdings Ltd.	Bermuda	2001/09/12
02319	China Mengniu Dairy Co. Ltd.	Cayman Islands	2004/06/10
03968	China Merchants Bank Co., Ltd. – H Shares	PRC	2006/09/22
00133	China Merchants China Direct Investments Ltd.	Hong Kong	1993/07/22
00144	China Merchants Holdings (International) Co. Ltd.	Hong Kong	1992/07/15
00319	China Metal International Holdings Inc.	Cayman Islands	2004/12/31
00773	China Metal Recycling (Holdings) Ltd.	Cayman Islands	2009/06/22
00340	China Mining Resources Group Ltd.	Bermuda	1997/03/26
01988	China Minsheng Banking Corp., Ltd. – H Shares	PRC	2009/11/26
00941	China Mobile Ltd.	Hong Kong	1997/10/23
03993	China Molybdenum Co., Ltd. – H Shares	PRC	2007/04/26
00989	China Motion Telecom International Ltd.	Bermuda	1997/10/20
00026	China Motor Bus Co., Ltd.	Hong Kong	n.a.
03323	China National Building Material Co. Ltd. – H Shares	PRC	2006/03/23
01893	China National Materials Co. Ltd. – H Shares	PRC	2007/12/20
02889	China Nickel Resources Holdings Co. Ltd.	Cayman Islands	2005/05/19
00651	China Ocean Shipbuilding Industry Group Ltd.	Bermuda	1998/07/23
00603	China Oil And Gas Group Ltd.	Bermuda	1993/05/28
02883	China Oilfield Services Ltd. – H Shares	PRC	2002/11/20
00581	China Oriental Group Co. Ltd.	Bermuda	2004/03/02
00254	China Outdoor Media Group Ltd.	Hong Kong	1972/11/16
00688	China Overseas Land & Investment Ltd.	Hong Kong	1992/08/20
02601	China Pacific Insurance (Group) Co., Ltd. – H Shares	PRC	2009/12/23
00572	China Packaging Group Co. Ltd.	Cayman Islands	2003/07/02
00386	China Petroleum & Chemical Corporation – H Shares	PRC	2000/10/19
01093	China Pharmaceutical Group Ltd.	Hong Kong	1994/06/21
00380	China Pipe Group Ltd.	Bermuda	2000/12/21
02380	China Power International Development Ltd.	Hong Kong	2004/10/15
00735	China Power New Energy Development Co. Ltd.	Bermuda	1999/11/04
01194	China Precious Metal Resources Holdings Co., Ltd.	Cayman Islands	2004/10/12
01838	China Properties Group Ltd.	Cayman Islands	2007/02/23
00736	China Properties Investment Holdings Ltd.	Bermuda	1992/09/30
01094	China Public Procurement Ltd.	Bermuda	2002/07/03
00866	China Qinfa Group Ltd.	Cayman Islands	2009/07/03
00745	China Railsmedia Corporation Ltd.	Cayman Islands	2004/10/13
01186	China Railway Construction Corporation Ltd. – H Shares	PRC	2008/03/13
00390	China Railway Group Ltd. – H Shares	PRC	2007/12/07
00769	China Rare Earth Holdings Ltd.	Cayman Islands	1999/10/15
00648	China Renji Medical Group Ltd.	Hong Kong	1990/10/29
01313	China Resources Cement Holdings Ltd.	Cayman Islands	2009/10/06
00291	China Resources Enterprise, Ltd.	Hong Kong	n.a.
01193	China Resources Gas Group Ltd.	Bermuda	1994/11/07
01109	China Resources Land Ltd.	Cayman Islands	1996/11/08
00597	China Resources Microelectronics Ltd.	Cayman Islands	2004/08/13
00836	China Resources Power Holdings Co. Ltd.	Hong Kong	2003/11/12
00985	China Sci-Tech Holdings Ltd.	Cayman Islands	1994/02/02
00245	China Seven Star Shopping Ltd.	Hong Kong	1972/08/25
00691	China Shanshui Cement Group Ltd.	Cayman Islands	2008/07/04
01088	China Shenhua Energy Co. Ltd. – H Shares	PRC	2005/06/15
02877	China Shineway Pharmaceutical Group Ltd.	Cayman Islands	2004/12/02
02866	China Shipping Container Lines Co. Ltd. – H Shares	PRC	2004/06/16
01138	China Shipping Development Co. Ltd. – H Shares	PRC	1994/11/11
00750	China Singyes Solar Technologies Holdings Ltd.	Bermuda	2009/01/13
00155	China Solar Energy Holdings Ltd.	Bermuda	1988/09/05
01229	China Sonangol Resources Enterprise Ltd.	Bermuda	1995/04/13
01668	China South City Holdings Ltd.	Hong Kong	2009/09/30
01766	China South Locomotive & Rolling Stock Corporation Ltd.-H sh	PRC	2008/08/21
01055	China Southern Airlines Co. Ltd. – H Shares	PRC	1997/07/31
00326	China Star Entertainment Ltd.	Bermuda	1992/11/12
00764	China Star Investment Holdings Ltd.	Bermuda	2000/02/15
03838	China Starch Holdings Ltd.	Cayman Islands	2007/09/27
03311	China State Construction International Holdings Ltd.	Cayman Islands	2005/07/08
00235	China Strategic Holdings Ltd.	Hong Kong	1972/12/04
02002	China Sunshine Paper Holdings Co. Ltd.	Cayman Islands	2007/12/12
00966	China Taiping Insurance Holdings Co. Ltd.	Hong Kong	2000/06/29
00728	China Telecom Corporation Ltd. – H Shares	PRC	2002/11/15
00269	China Timber Resources Group Ltd.	Cayman Islands	1973/03/19
03398	China Ting Group Holdings Ltd.	Cayman Islands	2005/12/15
00389	China Tontine Wines Group Ltd.	Bermuda	2009/11/19
00308	China Travel International Investment Hong Kong Ltd.	Hong Kong	1992/11/11

## List of listed companies on Main Board (continued)

(End of 2009)

Code	Company name	Incorporation	Listing date
00762	China Unicom (Hong Kong) Ltd.	Hong Kong	2000/06/22
02330	China Uptown Group Co. Ltd.	Cayman Islands	2003/01/29
00893	China Vanadium Titano-Magnetite Mining Co. Ltd.	Cayman Islands	2009/10/08
00855	China Water Affairs Group Ltd.	Bermuda	1999/10/11
01129	China Water Industry Group Ltd.	Cayman Islands	2002/01/17
02349	China Water Property Group Ltd.	Cayman Islands	2003/06/25
00182	China WindPower Group Ltd.	Bermuda	1991/11/27
02369	China Wireless Technologies Ltd.	Cayman Islands	2004/12/09
01866	China XLX Fertiliser Ltd.	Singapore	2009/12/08
00263	China Yunnan Tin Minerals Group Co. Ltd.	Hong Kong	1988/04/06
01068	China Yurun Food Group Ltd.	Bermuda	2005/10/03
00362	China Zenith Chemical Group Ltd.	Cayman Islands	2001/05/02
01333	China Zhongwang Holdings Ltd.	Cayman Islands	2009/05/08
01123	China-Hongkong Photo Products Holdings Ltd.	Bermuda	1994/09/19
00354	Chinasoft International Ltd.	Cayman Islands	2003/06/20
01060	ChinaVision Media Group Ltd.	Bermuda	1994/05/12
00127	Chinese Estates Holdings Ltd.	Bermuda	n.a.
00681	Chinese People Holdings Co. Ltd.	Bermuda	1997/04/24
00692	Ching Hing (Holdings) Ltd.	Bermuda	2000/01/19
00385	Chinney Alliance Group Ltd.	Bermuda	1993/10/15
00216	Chinney Investments, Ltd.	Hong Kong	1973/01/31
01111	Chong Hing Bank Ltd.	Hong Kong	1994/07/11
01053	Chongqing Iron & Steel Co. Ltd. – H Shares	PRC	1997/10/17
02722	Chongqing Machinery & Electric Co., Ltd. – H Shares	PRC	2008/06/13
00116	Chow Sang Sang Holdings International Ltd.	Bermuda	1973/04/06
00560	Chu Kong Shipping Development Co. Ltd.	Hong Kong	1997/05/23
00298	Chuang's China Investments Ltd.	Bermuda	n.a.
00367	Chuang's Consortium International Ltd.	Bermuda	1987/01/16
00711	Chun Wo Development Holdings Ltd.	Bermuda	1993/02/12
00378	CIAM Group Ltd.	Bermuda	1986/09/10
00479	CIL Holdings Ltd.	Bermuda	1993/07/21
03899	CIMC Enric Holdings Ltd.	Cayman Islands	2006/07/20
00111	Cinda International Holdings Ltd.	Bermuda	2000/08/01
01883	CITIC 1616 Holdings Ltd.	Hong Kong	2007/04/03
00241	CITIC 21CN Co. Ltd.	Bermuda	1972/07/06
00267	CITIC Pacific Ltd.	Hong Kong	1986/02/26
01205	CITIC Resources Holdings Ltd.	Bermuda	1997/09/08
00557	City e-Solutions Ltd.	Cayman Islands	1989/12/29
01137	City Telecom (H.K.) Ltd.	Hong Kong	1997/08/04
00775	CK Life Sciences Int'l., (Holdings) Inc.	Cayman Islands	2002/07/16
00100	Clear Media Ltd.	Bermuda	2001/12/19
00439	Climax International Co. Ltd.	Bermuda	1992/03/11
00002	CLP Holdings Ltd.	Hong Kong	n.a.
02302	CNNC International Ltd.	Cayman Islands	2003/01/06
00883	CNOOC Ltd.	Hong Kong	2001/02/28
00135	CNPC (Hong Kong) Ltd.	Bermuda	1973/03/13
00701	CNT Group Ltd.	Bermuda	1991/05/21
01124	Coastal Greenland Ltd.	Bermuda	1997/10/16
00383	COL Capital Ltd.	Bermuda	1991/08/01
02342	Comba Telecom Systems Holdings Ltd.	Cayman Islands	2003/07/15
00794	Come Sure Group (Holdings) Ltd.	Cayman Islands	2009/02/26
00046	Computer And Technologies Holdings Ltd.	Bermuda	1998/05/18
00320	Computime Group Ltd.	Cayman Islands	2006/10/09
00712	Comtec Solar Systems Group Ltd.	Cayman Islands	2009/10/30
00513	Continental Holdings Ltd.	Hong Kong	1988/11/08
00707	Co-Prosperity Holdings Ltd.	Cayman Islands	2006/03/30
00517	COSCO International Holdings Ltd	Bermuda	1992/02/11
01199	COSCO Pacific Ltd.	Bermuda	1994/12/19
01043	Coslight Technology International Group Ltd.	Bermuda	1999/11/17
00120	Cosmopolitan International Holdings Ltd.	Cayman Islands	n.a.
00118	Cosmos Machinery Enterprises Ltd.	Hong Kong	1988/12/12
00288	Cosway Corporation Ltd.	Hong Kong	n.a.
02007	Country Garden Holdings Co. Ltd.	Cayman Islands	2007/04/20
00906	CPMC Holdings Ltd.	Hong Kong	2009/11/16
00122	Crocodile Garments Ltd.	Hong Kong	n.a.
00032	Cross-Harbour (Holdings) Ltd., The	Hong Kong	1974/07/30
01008	CT Holdings (International) Ltd.	Cayman Islands	2009/03/30
00343	Culturecom Holdings Ltd.	Bermuda	1986/08/12
00705	CVM Minerals Ltd.	Hong Kong	2008/12/22
03999	DaChan Food (Asia) Ltd.	Cayman Islands	2007/10/04
01828	Dah Chong Hong Holdings Ltd.	Hong Kong	2007/10/17
02356	Dah Sing Banking Group Ltd.	Hong Kong	2004/06/30
00440	Dah Sing Financial Holdings Ltd.	Hong Kong	1987/11/05
00544	Daido Group Ltd.	Bermuda	1989/12/14
00567	Daisho Microline Holdings Ltd.	Bermuda	1990/01/31
01037	Daiwa Associate Holdings Ltd.	Bermuda	1994/04/14
02880	Dalian Port (PDA) Co. Ltd. – H Shares	PRC	2006/04/28
00271	Dan Form Holdings Co. Ltd.	Hong Kong	1973/02/28
00210	Daphne International Holdings Ltd.	Cayman Islands	1995/11/03
00991	Datang International Power Generation Co., Ltd. – H Shares	PRC	1997/03/21
00889	Datronix Holdings Ltd.	Bermuda	2001/06/22
02348	Dawnrays Pharmaceutical (Holdings) Ltd.	Cayman Islands	2003/07/11
03335	DBA Telecommunication (Asia) Holdings Ltd.	Cayman Islands	2006/05/11
00997	Decca Holdings Ltd.	Bermuda	2000/03/10
00203	Denway Motors Ltd.	Hong Kong	1993/02/22
00262	Deson Development International Holdings Ltd.	Bermuda	1997/06/10



## List of listed companies on Main Board (continued)

(End of 2009)

Code	Company name	Incorporation	Listing date
00065	DeTeam Co. Ltd.	Cayman Islands	2001/08/30
00113	Dickson Concepts (International) Ltd.	Bermuda	1973/03/15
00861	Digital China Holdings Ltd.	Bermuda	2001/06/01
01072	Dongfang Electric Corporation Ltd. – H Shares	PRC	1994/06/06
00489	Dongfeng Motor Group Co. Ltd. – H Shares	PRC	2005/12/07
00189	Dongyue Group Ltd.	Cayman Islands	2007/12/10
00628	Dore Holdings Ltd.	Bermuda	2002/07/24
00305	Dragon Hill Wuling Automobile Holdings Ltd.	Bermuda	1992/11/23
01126	Dream International Ltd.	Hong Kong	2002/02/07
00500	DVN (Holdings) Ltd.	Bermuda	1988/07/29
00578	Dynamic Energy Holdings Ltd.	Bermuda	1997/05/15
00231	Dynamic Global Holdings Ltd.	Bermuda	n.a.
00029	Dynamic Holdings Ltd.	Bermuda	n.a.
00828	Dynasty Fine Wines Group Ltd.	Cayman Islands	2005/01/26
00599	E. Bon Holdings Ltd.	Cayman Islands	2000/04/12
02368	Eagle Nice (International) Holdings Ltd.	Cayman Islands	2003/08/22
00339	Earnest Investments Holdings Ltd.	Bermuda	2000/07/26
00616	Easyknit Enterprises Holdings Ltd.	Bermuda	1991/09/16
01218	Easyknit International Holdings Ltd.	Bermuda	1995/01/30
00618	EC-Founder (Holdings) Co. Ltd.	Bermuda	1991/10/07
02341	EcoGreen Fine Chemicals Group Ltd.	Cayman Islands	2004/03/09
00943	eForce Holdings Ltd.	Bermuda	1997/06/25
00048	EganaGoldpfeil (Holdings) Ltd.	Cayman Islands	1993/06/25
00524	e-Kong Group Ltd.	Bermuda	1989/04/21
00907	Elegance International Holdings Ltd.	Bermuda	1996/04/11
01388	Embry Holdings Ltd.	Cayman Islands	2006/12/18
00717	Emperor Capital Group Ltd.	Bermuda	2007/04/24
00296	Emperor Entertainment Hotel Ltd.	Bermuda	n.a.
00163	Emperor International Holdings Ltd.	Bermuda	1972/11/14
00887	Emperor Watch & Jewellery Ltd.	Hong Kong	2008/07/21
00622	Enerchina Holdings Ltd.	Bermuda	1991/09/16
00128	ENM Holdings Ltd.	Hong Kong	n.a.
00689	EPI (Holdings) Ltd.	Bermuda	1991/04/15
00330	Esprit Holdings Ltd.	Bermuda	1993/12/09
00571	eSun Holdings Ltd.	Bermuda	n.a.
00838	EVA Precision Industrial Holdings Ltd.	Cayman Islands	2005/05/11
00875	Ever Fortune International Holdings Ltd.	Bermuda	1998/07/03
03333	Evergrande Real Estate Group Ltd.	Cayman Islands	2009/11/05
00858	Extrawell Pharmaceutical Holdings Ltd.	Bermuda	1999/03/10
00117	EYANG Holdings (Group) Co., Ltd.	Cayman Islands	2007/12/21
00052	Fairwood Holdings Ltd.	Bermuda	1991/10/09
01777	Fantasia Holdings Group Co., Ltd.	Cayman Islands	2009/11/25
00035	Far East Consortium International Ltd.	Cayman Islands	1972/09/21
01188	Far East Golden Resources Group Ltd.	Bermuda	1995/04/06
00036	Far East Holdings International Ltd.	Hong Kong	1973/02/12
00037	Far East Hotels & Entertainment Ltd.	Hong Kong	1979/07/03
00706	FinTronics Holdings Co. Ltd.	Bermuda	1998/07/22
00865	First Mobile Group Holdings Ltd.	Cayman Islands	2000/12/29
01076	First Natural Foods Holdings Ltd.	Bermuda	2002/02/11
00142	First Pacific Co. Ltd.	Bermuda	1988/09/12
00227	First Shanghai Investments Ltd.	Hong Kong	1972/08/24
00038	First Tractor Co Ltd. – H Shares	PRC	1997/06/23
02662	Fittec International Group Ltd.	Cayman Islands	2005/12/14
00641	Fong's Industries Co. Ltd.	Bermuda	1990/10/12
00885	Forefront Group Ltd.	Cayman Islands	2001/07/12
00352	Fortune Sun (China) Holdings Ltd.	Cayman Islands	2006/07/05
00656	Fosun International Ltd.	Hong Kong	2007/07/16
00418	Founder Holdings Ltd.	Bermuda	1995/12/21
00420	Fountain Set (Holdings) Ltd.	Hong Kong	1988/04/20
00060	Four Seas Food Investment Holdings Ltd.	Hong Kong	1992/12/16
00374	Four Seas Mercantile Holdings Ltd.	Cayman Islands	1993/08/25
02038	Foxconn International Holdings Ltd.	Cayman Islands	2005/02/03
00817	Franshion Properties (China) Ltd.	Hong Kong	2007/08/17
00535	Frasers Property (China) Ltd.	Bermuda	1989/10/16
00279	Freeman Corporation Ltd.	Cayman Islands	1988/05/11
01175	FU JI Food and Catering Services Holdings Ltd.	Cayman Islands	2004/12/17
00636	Fubon Bank (Hong Kong) Ltd.	Hong Kong	1993/11/08
00546	Fufeng Group Ltd.	Cayman Islands	2007/02/08
00181	Fujian Holdings Ltd.	Hong Kong	1973/02/22
00927	Fujikon Industrial Holdings Ltd.	Bermuda	2000/04/11
01041	Fulbond Holdings Ltd.	Bermuda	1996/12/27
00639	Fushan International Energy Group Ltd.	Hong Kong	1990/10/02
00465	Futong Technology Development Holdings Ltd.	Cayman Islands	2009/12/04
00703	Future Bright Holdings Ltd.	Bermuda	2002/08/15
00027	Galaxy Entertainment Group Ltd.	Hong Kong	1991/10/07
00527	Galaxy Semi-Conductor Holdings Ltd.	Cayman Islands	2006/06/09
01226	Garron International Ltd.	Cayman Islands	2002/09/19
03800	GCL-Poly Energy Holdings Ltd.	Cayman Islands	2007/11/13
00175	Geely Automobile Holdings Ltd.	Cayman Islands	1973/02/23
00702	Genesis Energy Holdings Ltd.	Bermuda	2000/02/09
00678	Genting Hong Kong Ltd.	Bermuda	2000/11/30
00064	Get Nice Holdings Ltd.	Cayman Islands	2002/06/06
00709	Giordano International Ltd.	Bermuda	1991/06/19
00809	Global Bio-chem Technology Group Co. Ltd.	Cayman Islands	2001/03/16
00471	Global Flex Holdings Ltd.	Cayman Islands	2005/10/10
00274	Global Green Tech Group Ltd.	Cayman Islands	2000/12/18

## List of listed companies on Main Board (continued)

(End of 2009)

Code	Company name	Incorporation	Listing date
03889	Global Sweeteners Holdings Ltd.	Cayman Islands	2007/09/20
00143	Global Tech (Holdings) Ltd.	Cayman Islands	1999/04/09
00845	Glorious Property Holdings Ltd.	Cayman Islands	2009/10/02
00393	Glorious Sun Enterprises Ltd.	Bermuda	1996/09/17
00040	Gold Peak Industries (Holdings) Ltd.	Hong Kong	1984/07/02
00172	Goldbond Group Holdings Ltd.	Hong Kong	n.a.
03308	Golden Eagle Retail Group Ltd.	Cayman Islands	2006/03/21
00801	Golden Meditech Co. Ltd.	Cayman Islands	2001/12/28
01031	Golden Resorts Group Ltd.	Bermuda	1996/07/23
00677	Golden Resources Development International Ltd.	Bermuda	1991/01/28
00530	Goldin Financial Holdings Ltd.	Bermuda	1992/10/08
00283	Goldin Properties Holdings Ltd.	Hong Kong	n.a.
00533	Goldlion Holdings Ltd.	Hong Kong	1992/09/18
01118	Golik Holdings Ltd.	Bermuda	1994/07/15
00493	GOME Electrical Appliances Holding Ltd.	Bermuda	1992/04/15
02398	Good Friend International Holdings Inc.	Cayman Islands	2006/01/11
00286	G-Prop (Holdings) Ltd.	Bermuda	1990/09/07
00139	GR Vietnam Holdings Ltd.	Bermuda	1994/03/15
00115	Grand Field Group Holdings Ltd.	Bermuda	n.a.
01160	Grand Investment International Ltd.	Bermuda	2004/04/02
00186	Grande Holdings Ltd., The	Bermuda	1987/07/09
02309	Grandtop International Holdings Ltd.	Cayman Islands	2002/11/12
00141	Great China Holdings Ltd.	Hong Kong	1973/03/07
00041	Great Eagle Holdings Ltd.	Bermuda	n.a.
02333	Great Wall Motor Co. Ltd. – H Shares	PRC	2003/12/15
00074	Great Wall Technology Co. Ltd. – H Shares	PRC	1999/08/05
00431	Greater China Holdings Ltd.	Bermuda	1992/09/16
00979	Green Energy Group Ltd.	Bermuda	1997/06/26
00061	Green Global Resources Ltd.	Bermuda	1999/07/06
00582	Greenfield Chemical Holdings Ltd.	Cayman Islands	2002/04/30
01318	Greens Holdings Ltd.	Cayman Islands	2009/11/06
03900	Greentown China Holdings Ltd.	Cayman Islands	2006/07/13
01051	G-Resources Group Ltd.	Bermuda	1994/04/29
00601	Group Sense (International) Ltd.	Bermuda	1993/01/28
00270	Guangdong Investment Ltd.	Hong Kong	n.a.
03399	Guangdong Nan Yue Logistics Co. Ltd. – H Shares	PRC	2005/10/26
01058	Guangdong Tannery Ltd.	Hong Kong	1996/12/16
01203	Guangnan (Holdings) Ltd.	Hong Kong	1994/12/09
00525	Guangshen Railway Co. Ltd. – H Shares	PRC	1996/05/14
00874	Guangzhou Pharmaceutical Co. Ltd. – H Shares	PRC	1997/10/30
02777	Guangzhou R&F Properties Co., Ltd. – H Shares	PRC	2005/07/14
00317	Guangzhou Shipyard International Co. Ltd. – H Shares	PRC	1993/08/06
00053	Guoco Group Ltd.	Bermuda	1983/05/03
00657	G-Vision International (Holdings) Ltd.	Bermuda	1992/10/30
01052	GZI Transport Ltd.	Bermuda	1997/01/30
01169	Haier Electronics Group Co., Ltd.	Bermuda	1997/12/23
00357	Hainan Meilan International Airport Co. Ltd. – H Shares	PRC	2002/11/18
01882	Haitian International Holdings Ltd.	Cayman Islands	2006/12/22
00870	Hang Fung Gold Technology Ltd.	Bermuda	1999/03/16
00010	Hang Lung Group Ltd.	Hong Kong	1972/10/12
00101	Hang Lung Properties Ltd.	Hong Kong	n.a.
00011	Hang Seng Bank Ltd.	Hong Kong	1972/06/20
00448	Hang Ten Group Holdings Ltd.	Bermuda	1987/10/30
00896	Hanison Construction Holdings Ltd.	Cayman Islands	2002/01/10
00667	HannStar Board International Holdings Ltd.	Cayman Islands	2006/10/06
00275	Hanny Holdings Ltd.	Bermuda	1991/12/16
00554	Hans Energy Co. Ltd.	Cayman Islands	1997/05/28
01133	Harbin Power Equipment Co. Ltd. – H Shares	PRC	1994/12/16
00051	Harbour Centre Development Ltd.	Hong Kong	n.a.
00428	Harmony Asset Ltd.	Cayman Islands	1993/12/14
03989	Hembly International Holdings Ltd.	Cayman Islands	2006/07/13
00097	Henderson Investment Ltd.	Hong Kong	1972/11/06
00012	Henderson Land Development Co. Ltd.	Hong Kong	1981/07/23
00197	Heng Tai Consumables Group Ltd.	Cayman Islands	2001/12/03
01044	Hengan International Group Co. Ltd.	Cayman Islands	1998/12/08
03389	Hengdeli Holdings Ltd.	Cayman Islands	2005/09/26
00169	Hengli Properties Development (Group) Ltd.	Bermuda	2002/06/04
00859	Henry Group Holdings Ltd.	Bermuda	2000/06/15
00114	Herald Holdings Ltd.	Bermuda	n.a.
00412	Heritage International Holdings Ltd.	Bermuda	1992/04/15
00818	Hi Sun Technology (China) Ltd.	Bermuda	1997/12/22
01393	Hidili Industry International Development Ltd.	Cayman Islands	2007/09/21
00608	High Fashion International Ltd.	Bermuda	1992/08/04
00396	Hing Lee (HK) Holdings Ltd.	Bermuda	2009/06/22
00921	Hisense Kelon Electrical Holdings Co. Ltd. – H Shares	PRC	1996/07/23
00190	HKC (Holdings) Ltd.	Bermuda	1987/05/29
00248	HKC International Holdings Ltd.	Cayman Islands	2001/11/09
00480	HKR International Ltd.	Cayman Islands	1988/03/11
00160	Hon Kwok Land Investment Co., Ltd.	Hong Kong	n.a.
00044	Hong Kong Aircraft Engineering Co. Ltd.	Hong Kong	n.a.
00003	Hong Kong and China Gas Co. Ltd., The	Hong Kong	n.a.
00145	Hong Kong Building and Loan Agency Ltd., The	Hong Kong	1972/07/01
00668	Hong Kong Catering Management Ltd.	Hong Kong	1990/12/12
00423	Hong Kong Economic Times Holdings Ltd.	Cayman Islands	2005/08/03
00987	Hong Kong Energy (Holdings) Ltd.	Cayman Islands	1994/01/27
00388	Hong Kong Exchanges and Clearing Ltd.	Hong Kong	2000/06/27

## List of listed companies on Main Board (continued)

(End of 2009)

Code	Company name	Incorporation	Listing date
00050	Hong Kong Ferry (Holdings) Co. Ltd.	Hong Kong	n.a.
00397	Hong Kong Health Check and Laboratory Holdings Co. Ltd.	Bermuda	1993/10/13
00207	Hong Kong Parkview Group Ltd., The	Bermuda	1973/03/06
02882	Hong Kong Resources Holdings Co. Ltd.	Bermuda	2003/06/30
01383	Hong Long Holdings Ltd.	Cayman Islands	2007/02/22
00196	Honghua Group Ltd.	Cayman Islands	2008/03/07
00045	Hongkong and Shanghai Hotels, Ltd., The	Hong Kong	n.a.
00655	Hongkong Chinese Ltd.	Bermuda	1992/10/12
00006	Hongkong Electric Holdings Ltd.	Hong Kong	n.a.
00946	Hontex International Holdings Co. Ltd.	Cayman Islands	2009/12/24
02320	Hop Fung Group Holdings Ltd.	Cayman Islands	2003/09/24
00047	Hop Hing Group Holdings Ltd.	Cayman Islands	1988/11/16
00733	Hopefluent Group Holdings Ltd.	Cayman Islands	2004/07/15
00737	Hopewell Highway Infrastructure Ltd.	Cayman Islands	2003/08/06
00054	Hopewell Holdings Ltd.	Hong Kong	1972/08/21
00754	Hopson Development Holdings Ltd.	Bermuda	1998/05/27
00005	HSBC Holdings plc	England	n.a.
00404	Hsin Chong Construction Group Ltd.	Bermuda	1991/08/14
00587	Hua Han Bio-Pharmaceutical Holdings Ltd.	Cayman Islands	2002/12/10
00969	Hua Lien International (Holding) Co. Ltd.	Cayman Islands	2000/02/02
00559	Hua Yi Copper Holdings Ltd.	Bermuda	1997/01/03
00336	Huabao International Holdings Ltd.	Bermuda	1992/01/22
01071	Huadian Power International Corporation Ltd. – H Shares	PRC	1999/06/30
00364	Huafeng Group Holdings Ltd.	Cayman Islands	2002/08/30
00902	Huaneng Power International, Inc. – H Shares	PRC	1998/01/21
01823	HUAYU Expressway Group Ltd.	Cayman Islands	2009/12/23
02626	Hunan Nonferrous Metals Corporation Ltd. – H Shares	PRC	2006/03/31
00450	Hung Hing Printing Group Ltd.	Hong Kong	1992/03/16
00704	Huscoke Resources Holdings Ltd.	Bermuda	1991/05/27
00715	Hutchison Harbour Ring Ltd.	Bermuda	1991/07/05
00215	Hutchison Telecommunications Hong Kong Holdings Ltd.	Cayman Islands	2009/05/08
02332	Hutchison Telecommunications International Ltd.	Cayman Islands	2004/10/15
00013	Hutchison Whampoa Ltd.	Hong Kong	1978/01/03
00499	HyComm Wireless Ltd.	Bermuda	1988/07/22
00014	Hysan Development Co. Ltd.	Hong Kong	1981/09/18
00999	I.T Ltd.	Bermuda	2005/03/04
01097	i-CABLE Communications Ltd.	Hong Kong	1999/11/24
00167	IDT International Ltd.	Bermuda	1988/10/21
00585	Imagi International Holdings Ltd.	Bermuda	1997/03/10
00356	Incutech Investments Ltd.	Cayman Islands	2002/06/07
00349	Industrial and Commercial Bank of China (Asia) Ltd.	Hong Kong	1973/03/14
01398	Industrial and Commercial Bank of China Ltd. – H Shares	PRC	2006/10/27
00596	Inspur International Ltd.	Cayman Islands	2004/04/29
02387	Integrated Distribution Services Group Ltd.	Bermuda	2004/12/07
00202	Interchina Holdings Co. Ltd.	Hong Kong	n.a.
01328	International Elite Ltd.	Cayman Islands	2007/10/16
01833	Intime Department Store (Group) Co. Ltd.	Cayman Islands	2007/03/20
00982	iOne Holdings Ltd.	Bermuda	2008/07/14
00929	IPE Group Ltd.	Cayman Islands	2004/11/01
00438	IRICO Group Electronics Co. Ltd. – H Shares	PRC	2004/12/20
00372	ITC Corporation Ltd.	Bermuda	1992/02/13
00199	ITC Properties Group Ltd.	Bermuda	1994/03/18
00630	Jackin International Holdings Ltd.	Bermuda	1996/11/28
00776	JF Household Furnishings Ltd.	Cayman Islands	2005/10/13
00729	Jia Sheng Holdings Ltd.	Bermuda	1991/10/03
00602	Jiahua Stores Holdings Ltd.	Cayman Islands	2007/05/21
00177	Jiangsu Expressway Co. Ltd. – H Shares	PRC	1997/06/27
00358	Jiangxi Copper Co. Ltd. – H Shares	PRC	1997/06/12
00549	Jilin Qifeng Chemical Fiber Co., Ltd. – H Shares	PRC	2006/06/21
00350	Jingwei Textile Machinery Co. Ltd. – H Shares	PRC	1996/02/02
00872	Jinheng Automotive Safety Technology Holdings Ltd.	Cayman Islands	2004/12/09
00137	Jinhui Holdings Co. Ltd.	Hong Kong	1991/12/06
00908	Jiuzhou Development Co. Ltd.	Bermuda	1998/05/26
02327	Jiwa Bio-Pharm Holdings Ltd.	Bermuda	2003/10/14
00472	JLF Investment Co. Ltd.	Bermuda	1988/01/29
00179	Johnson Electric Holdings Ltd.	Bermuda	1984/07/11
02028	Jolimark Holdings Ltd.	Cayman Islands	2005/06/29
00647	Joyce Boutique Holdings Ltd.	Bermuda	1990/10/16
03336	Ju Teng International Holdings Ltd.	Cayman Islands	2005/11/03
00758	Junefield Department Store Group Ltd.	Bermuda	1999/12/03
03303	Jutal Offshore Oil Services Ltd.	Cayman Islands	2006/09/21
00675	K & P International Holdings Ltd.	Bermuda	1997/01/02
00173	K. Wah International Holdings Ltd.	Bermuda	1987/02/06
00605	K.P.I. Co. Ltd.	Hong Kong	1993/04/07
00822	Ka Shui International Holdings Ltd.	Cayman Islands	2007/06/27
00180	Kader Holdings Co. Ltd.	Bermuda	1985/05/24
01215	Kai Yuan Holdings Ltd.	Bermuda	1997/01/17
01638	Kaisa Group Holdings Ltd.	Cayman Islands	2009/12/09
02307	Kam Hing International Holdings Ltd.	Cayman Islands	2004/09/23
01059	Kantone Holdings Ltd.	Cayman Islands	1997/01/23
01159	Karce International Holdings Co. Ltd.	Bermuda	1998/03/13
00007	Karl Thomson Holdings Ltd.	Bermuda	2000/09/08
01050	Karrie International Holdings Ltd.	Bermuda	1996/12/16
00496	Kasen International Holdings Ltd.	Cayman Islands	2005/10/20
00184	Keck Seng Investments (Hong Kong) Ltd.	Hong Kong	1973/02/24
00174	Kee Shing (Holdings) Ltd.	Hong Kong	1988/10/05

## List of listed companies on Main Board (continued)

(End of 2009)

Code	Company name	Incorporation	Listing date
00464	Kenford Group Holdings Ltd.	Cayman Islands	2005/06/16
00683	Kerry Properties Ltd.	Bermuda	1996/08/05
00638	Kin Yat Holdings Ltd.	Bermuda	1997/05/01
00280	King Fook Holdings Ltd.	Hong Kong	1988/03/28
00148	Kingboard Chemical Holdings Ltd.	Cayman Islands	1993/10/08
01888	Kingboard Laminates Holdings Ltd.	Cayman Islands	2006/12/07
00268	Kingdee International Software Group Co. Ltd.	Cayman Islands	2005/07/20
00528	Kingdom Holdings Ltd.	Cayman Islands	2006/12/12
01170	Kingmaker Footwear Holdings Ltd.	Bermuda	1994/09/29
03888	Kingsoft Corporation Ltd.	Cayman Islands	2007/10/09
00124	Kingway Brewery Holdings Ltd.	Bermuda	1997/08/08
01201	Kith Holdings Ltd.	Bermuda	1998/06/23
00381	Kiu Hung Energy Holdings Ltd.	Cayman Islands	2001/01/22
00827	Ko Yo Ecological Agrotech (Group) Ltd.	Cayman Islands	2003/07/10
00295	Kong Sun Holdings Ltd.	Hong Kong	1970/11/28
00034	Kowloon Development Co. Ltd.	Hong Kong	1995/07/04
00645	KTP Holdings Ltd.	Bermuda	1993/12/22
02310	Kwang Sung Electronics H.K. Co. Ltd.	Hong Kong	2003/07/04
01813	KWG Property Holding Ltd.	Cayman Islands	2007/07/03
01131	Kwong Hing International Holdings (Bermuda) Ltd.	Bermuda	1997/03/19
00306	Kwoon Chung Bus Holdings Ltd.	Bermuda	1996/09/25
00558	L.K. Technology Holdings Ltd.	Cayman Islands	2006/10/16
01125	Lai Fung Holdings Ltd.	Cayman Islands	1997/11/28
00488	Lai Sun Development Co. Ltd.	Hong Kong	1988/03/11
00191	Lai Sun Garment (International) Ltd.	Hong Kong	1987/12/03
00411	Lam Soon (Hong Kong) Ltd.	Hong Kong	1972/10/31
00738	Le Saunda Holdings Ltd.	Bermuda	1992/12/11
00746	Lee & Man Holding Ltd.	Cayman Islands	2002/01/16
02314	Lee & Man Paper Manufacturing Ltd.	Cayman Islands	2003/09/26
00068	Lee Hing Development Ltd.	Hong Kong	1972/11/09
00637	Lee Kee Holdings Ltd.	Cayman Islands	2006/10/04
00387	Leepport (Holdings) Ltd.	Bermuda	2003/07/10
00992	Lenovo Group Ltd.	Hong Kong	1994/02/14
01225	Lerado Group (Holding) Co. Ltd.	Bermuda	1998/12/18
00221	LeRoi Holdings Ltd.	Cayman Islands	2002/11/07
00494	Li & Fung Ltd.	Bermuda	1992/07/01
02331	Li Ning Co. Ltd.	Cayman Islands	2004/06/28
00980	Lianhua Supermarket Holdings Co Ltd – H Shares	PRC	2003/06/27
01212	Lifestyle International Holdings Ltd.	Cayman Islands	2004/04/15
02005	Lijun International Pharmaceutical (Holding) Co. Ltd.	Cayman Islands	2005/12/20
03330	Lingbao Gold Co. Ltd. – H Shares	PRC	2006/01/12
00915	Linmark Group Ltd.	Bermuda	2002/05/10
00156	Lippo China Resources Ltd.	Hong Kong	n.a.
00226	Lippo Ltd.	Hong Kong	n.a.
00968	Little Sheep Group Ltd.	Cayman Islands	2008/06/12
00194	Liu Chong Hing Investment Ltd.	Hong Kong	1972/11/13
00960	Longfor Properties Co. Ltd.	Cayman Islands	2009/11/19
02898	Longrun Tea Group Co. Ltd.	Cayman Islands	2002/09/05
03339	Lonking Holdings Ltd.	Cayman Islands	2005/11/17
00309	Lo's Enviro-Pro Holdings Ltd.	Cayman Islands	2003/07/25
00988	Loudong General Nice Resources (China) Holdings Ltd.	Bermuda	1994/01/21
00311	Luen Thai Holdings Ltd.	Cayman Islands	2004/07/15
00590	Luk Fook Holdings (International) Ltd.	Bermuda	1997/05/06
00366	Luks Group (Vietnam Holdings) Co., Ltd.	Bermuda	1987/01/07
00067	Lumena Resources Corp.	Cayman Islands	2009/06/16
00348	Lung Cheong International Holdings Ltd.	Cayman Islands	1997/09/30
00255	Lung Kee (Bermuda) Holdings Ltd.	Bermuda	1993/03/05
01108	Luoyang Glass Co. Ltd. – H Shares	PRC	1994/07/08
00323	Maanshan Iron & Steel Co. Ltd. – H Shares	PRC	1993/11/03
02362	Macau Investment Holdings Ltd.	Cayman Islands	2003/10/27
00526	Magician Industries (Holdings) Ltd.	Bermuda	1995/10/11
00201	Magnificent Estates Ltd.	Hong Kong	1972/11/17
01100	Mainland Headwear Holdings Ltd.	Bermuda	2000/12/13
00938	Man Sang International Ltd.	Bermuda	1997/09/26
00894	Man Yue International Holdings Ltd.	Bermuda	1997/03/05
00945	Manulife Financial Corporation	Canada	1999/09/27
00848	Maoye International Holdings Ltd.	Cayman Islands	2008/05/05
00136	Mascotte Holdings Ltd.	Bermuda	1997/09/25
00905	Mastermind Capital Ltd.	Cayman Islands	1998/07/17
01005	Matrix Holdings Ltd.	Bermuda	1994/02/18
01116	Mayer Holdings Ltd.	Cayman Islands	2004/06/21
03313	Meadville Holdings Ltd.	Cayman Islands	2007/02/02
00419	Media China Corporation Ltd.	Cayman Islands	1987/07/08
00685	Media Chinese International Ltd.	Bermuda	1991/03/22
00391	Mei Ah Entertainment Group Ltd.	Bermuda	1993/10/18
00158	Melbourne Enterprises Ltd.	Hong Kong	1972/08/29
00200	Melco International Development Ltd.	Hong Kong	n.a.
01618	Metallurgical Corporation of China Ltd. – H Shares	PRC	2009/09/24
00022	Mexan Ltd.	Bermuda	1972/12/14
01172	Midas International Holdings Ltd.	Cayman Islands	1996/06/12
01200	Midland Holdings Ltd.	Bermuda	1995/06/08
00459	Midland IC&I Ltd.	Cayman Islands	2001/03/15
00222	Min Xin Holdings Ltd.	Hong Kong	1982/06/28
03828	Ming Fai International Holdings Ltd.	Cayman Islands	2007/11/02
00860	Ming Fung Jewellery Group Ltd.	Cayman Islands	2002/09/03
00402	Ming Hing Waterworks Holdings Ltd.	Cayman Islands	2006/03/14



## List of listed companies on Main Board (continued)

(End of 2009)

Code	Company name	Incorporation	Listing date
00846	Mingfa Group (International) Co. Ltd.	Cayman Islands	2009/11/13
00233	Mingyuan Medicare Development Co. Ltd.	Bermuda	1986/03/19
00230	Minmetals Land Ltd.	Bermuda	1991/12/20
01208	Minmetals Resources Ltd.	Hong Kong	1994/12/15
00425	Minth Group Ltd.	Cayman Islands	2005/12/01
00071	Miramar Hotel & Investment Co. Ltd.	Hong Kong	n.a.
02358	Mitsumaru East Kit (Holdings) Ltd.	Cayman Islands	2004/07/15
00947	MOBI Development Co., Ltd.	Cayman Islands	2009/12/17
01213	Mobicon Group Ltd.	Bermuda	2001/05/07
00919	Modern Beauty Salon Holdings Ltd.	Cayman Islands	2006/02/09
00072	Modern Media Holdings Ltd.	Cayman Islands	2009/09/09
00130	Moiselle International Holdings Ltd.	Cayman Islands	2002/02/11
00276	Mongolia Energy Corporation Ltd.	Bermuda	1972/08/23
00542	Morning Star Resources Ltd.	Cayman Islands	1989/11/23
00066	MTR Corporation Ltd.	Hong Kong	2000/10/05
00898	Multifield International Holdings Ltd.	Bermuda	1998/07/31
03918	NagaCorp Ltd.	Cayman Islands	2006/10/19
00986	Nam Hing Holdings Ltd.	Bermuda	1994/02/02
00680	Nan Hai Corporation Ltd.	Bermuda	1991/02/13
00553	Nanjing Panda Electronic Co. Ltd. – H Shares	PRC	1996/05/02
00212	Nanyang Holdings Ltd.	Bermuda	1954/09/15
00213	National Electronics Holdings Ltd.	Bermuda	1985/02/04
01227	National Investments Fund Ltd.	Cayman Islands	2002/09/27
00157	Natural Beauty Bio-Technology Ltd.	Cayman Islands	2002/03/28
00462	Natural Dairy (NZ) Holdings Ltd.	Cayman Islands	2005/06/10
00563	Neo-China Land Group (Holdings) Ltd.	Bermuda	1993/09/10
01868	Neo-Neon Holdings Ltd.	Cayman Islands	2006/12/15
00070	Neptune Group Ltd.	Hong Kong	n.a.
00777	NetDragon Websoft Inc.	Cayman Islands	2008/06/24
01062	New Capital International Investment Ltd.	Cayman Islands	1994/05/10
00234	New Century Group Hong Kong Ltd.	Bermuda	1972/11/24
00456	New City (China) Development Ltd.	Cayman Islands	1993/07/14
00360	New Focus Auto Tech Holdings Ltd.	Cayman Islands	2005/02/28
00095	New Heritage Holdings Ltd.	Cayman Islands	2005/12/02
00377	New Island Printing Holdings Ltd.	Bermuda	1993/04/19
00708	New Media Group Holdings Ltd.	Hong Kong	2008/02/12
00091	New Smart Energy Group Ltd.	Hong Kong	1981/06/29
00166	New Times Energy Corporation Ltd.	Bermuda	1998/10/13
00917	New World China Land Ltd.	Cayman Islands	1999/07/16
00825	New World Department Store China Ltd.	Cayman Islands	2007/07/12
00017	New World Development Co. Ltd.	Hong Kong	1972/11/23
00862	New World Mobile Holdings Ltd.	Cayman Islands	1998/10/14
00055	Newway Group Holdings Ltd.	Bermuda	1992/09/10
00342	NewOcean Energy Holdings Ltd.	Bermuda	1993/03/03
00282	Next Media Ltd.	Hong Kong	n.a.
01047	Ngai Hing Hong Co. Ltd.	Bermuda	1994/04/25
00332	Ngai Lik Industrial Holdings Ltd.	Bermuda	1992/09/25
02689	Nine Dragons Paper (Holdings) Ltd.	Bermuda	2006/03/03
00475	Noble Jewelry Holdings Ltd.	Cayman Islands	2007/04/17
02339	Norstar Founders Group Ltd.	Cayman Islands	2003/10/10
00433	North Mining Shares Co. Ltd.	Bermuda	n.a.
00042	Northeast Electric Development Co. Ltd. – H Shares	PRC	1995/07/06
00659	NWS Holdings Ltd.	Bermuda	1997/04/25
01220	Ocean Grand Holdings Ltd.	Bermuda	1997/09/23
00094	Omnicorp Ltd.	Bermuda	1988/06/21
00426	One Media Group Ltd.	Cayman Islands	2005/10/18
01140	OP Financial Investments Ltd.	Cayman Islands	2003/03/20
00810	Opes Asia Development Ltd.	Bermuda	2002/02/28
01132	Orange Sky Golden Harvest Entertainment (Holdings) Ltd.	Bermuda	1994/11/23
00316	Orient Overseas (International) Ltd.	Bermuda	1992/07/31
00430	Oriental Explorer Holdings Ltd.	Bermuda	1993/03/30
00996	Oriental Ginza Holdings Ltd.	Bermuda	1994/02/17
00018	Oriental Press Group Ltd.	Hong Kong	1987/08/18
00398	Oriental Watch Holdings Ltd.	Bermuda	1993/10/12
03366	Overseas Chinese Town (Asia) Holdings Ltd.	Cayman Islands	2005/11/02
01174	Pacific Andes International Holdings Ltd.	Bermuda	1994/10/03
02343	Pacific Basin Shipping Ltd.	Bermuda	2004/07/14
00432	Pacific Century Premium Development Ltd.	Bermuda	1993/09/20
00543	Pacific Online Ltd.	Cayman Islands	2007/12/18
00767	Pacific Plywood Holdings Ltd.	Bermuda	1995/11/20
01382	Pacific Textiles Holdings Ltd.	Cayman Islands	2007/05/18
01010	PacMOS Technologies Holdings Ltd.	Bermuda	1994/02/18
00239	Pak Fah Yeow International Ltd.	Bermuda	1991/12/18
02668	Pak Tak International Ltd.	Bermuda	2001/12/06
00495	Paladin Ltd.	Bermuda	1988/07/20
00617	Paliburg Holdings Ltd.	Bermuda	1993/12/17
00556	Pan Asia Environmental Protection Group Ltd.	Cayman Islands	2007/12/21
00502	Pan Sino International Holding Ltd.	Cayman Islands	2006/03/01
01180	Paradise Entertainment Ltd.	Bermuda	1997/01/20
03368	Parkson Retail Group Ltd.	Cayman Islands	2005/11/30
00577	Paul Y. Engineering Group Ltd.	Bermuda	1996/04/25
00008	PCCW Ltd.	Hong Kong	1994/10/18
00331	PCD Stores (Group) Ltd.	Cayman Islands	2009/12/15
00304	Peace Mark (Holdings) Ltd.	Bermuda	1993/02/18
01968	Peak Sport Products Co., Ltd.	Cayman Islands	2009/09/29
00632	Pearl Oriental Innovation Ltd.	Bermuda	1993/04/30



## List of listed companies on Main Board (continued)

(End of 2009)

Code	Company name	Incorporation	Listing date
01187	Pearl River Tyre (Holdings) Ltd.	Bermuda	1999/06/08
00676	Pegasus International Holdings Ltd.	Bermuda	1996/10/11
00725	Perennial International Ltd.	Bermuda	1996/12/30
00765	Perfectech International Holdings Ltd.	Bermuda	1992/10/23
00850	PetroAsian Energy Holdings Ltd.	Cayman Islands	2002/11/13
00857	PetroChina Co. Ltd. – H Shares	PRC	2000/04/07
02008	Phoenix Satellite Television Holdings Ltd.	Cayman Islands	2000/06/30
02328	PICC Property and Casualty Co. Ltd. – H Shares	PRC	2003/11/06
00752	Pico Far East Holdings Ltd.	Cayman Islands	1992/09/28
02318	Ping An Insurance (Group) Co. of China Ltd. – H Shares	PRC	2004/06/24
00224	Pioneer Global Group Ltd.	Bermuda	n.a.
00635	Playmates Holdings Ltd.	Bermuda	1994/01/06
00869	Playmates Toys Ltd.	Bermuda	2008/02/01
00379	PME Group Ltd.	Cayman Islands	2002/11/13
00225	Pokfulam Development Co. Ltd.	Hong Kong	1972/12/19
00119	Poly (Hong Kong) Investments Ltd.	Hong Kong	1973/08/30
01141	Poly Development Holdings Ltd.	Bermuda	1998/03/12
00208	Polytec Asset Holdings Ltd.	Cayman Islands	1998/09/09
00589	Ports Design Ltd.	Bermuda	2003/10/31
03813	Pou Sheng International (Holdings) Ltd.	Bermuda	2008/06/06
01238	Powerlong Real Estate Holdings Ltd.	Cayman Islands	2009/10/14
00721	Prime Investments Holdings Ltd.	Bermuda	2001/06/08
00803	Prosperity International Holdings (H.K.) Ltd.	Bermuda	2001/08/02
00310	Prosperity Investment Holdings Ltd.	Bermuda	1992/12/21
00334	Proview International Holdings Ltd.	Bermuda	1997/06/18
00626	Public Financial Holdings Ltd.	Bermuda	1991/10/03
00498	PYI Corporation Ltd.	Bermuda	1993/09/21
00516	Pyxis Group Ltd.	Bermuda	1992/09/03
02366	Qin Jia Yuan Media Services Co. Ltd.	Cayman Islands	2004/06/30
01122	Qingling Motors Co. Ltd. – H Shares	PRC	1994/08/17
00243	QPL International Holdings Ltd.	Bermuda	1987/01/20
00593	Quality HealthCare Asia Ltd.	Bermuda	1993/07/27
00952	Quam Ltd.	Bermuda	1997/09/24
03868	Qunxing Paper Holdings Co. Ltd.	Cayman Islands	2007/10/02
00901	Radford Capital Investment Ltd.	Cayman Islands	2002/02/28
00033	Rainbow Brothers Holdings Ltd.	Cayman Islands	2007/11/19
00229	Raymond Industrial Ltd.	Hong Kong	1984/11/22
00802	RCG Holdings Ltd.	Bermuda	2009/02/10
00246	Real Gold Mining Ltd.	Cayman Islands	2009/02/23
00550	Recruit Holdings Ltd.	Bermuda	2007/07/23
00078	Regal Hotels International Holdings Ltd.	Bermuda	n.a.
01997	Regent Manner International Holdings Ltd.	Cayman Islands	2007/07/10
00575	Regent Pacific Group Ltd.	Cayman Islands	1997/05/19
01387	Renhe Commercial Holdings Co. Ltd.	Cayman Islands	2008/10/22
00555	REXLot Holdings Ltd.	Bermuda	2000/09/28
00313	Richly Field China Development Ltd.	Bermuda	1993/01/05
01004	Rising Development Holdings Ltd.	Bermuda	1997/10/09
00281	Rivera (Holdings) Ltd.	Hong Kong	1973/01/23
01098	Road King Infrastructure Ltd.	Bermuda	1996/07/04
00888	RoadShow Holdings Ltd.	Bermuda	2001/06/28
01198	Royale Furniture Holdings Ltd.	Cayman Islands	2002/05/15
00329	Ruyan Group (Holdings) Ltd.	Cayman Islands	2001/05/09
00251	S E A Holdings Ltd.	Bermuda	1973/10/03
01184	S.A.S. Dragon Holdings Ltd.	Bermuda	1994/10/17
00178	Sa Sa International Holdings Ltd.	Cayman Islands	1997/06/13
00237	Safety Godown Co. Ltd.	Hong Kong	1973/01/09
02322	Sam Woo Holdings Ltd.	Bermuda	2003/04/09
00451	Same Time Holdings Ltd.	Bermuda	1992/03/25
03938	Samling Global Ltd.	Bermuda	2007/03/07
00531	Samson Holding Ltd.	Cayman Islands	2005/11/17
00731	Samson Paper Holdings Ltd.	Bermuda	1995/12/01
00236	San Miguel Brewery Hong Kong Ltd.	Hong Kong	n.a.
00482	Sandmartin International Holdings Ltd.	Bermuda	2005/05/12
01928	Sands China Ltd.	Cayman Islands	2009/11/30
00631	Sany Heavy Equipment International Holdings Co. Ltd.	Cayman Islands	2009/11/25
00955	Schramm Holding AG	Germany	2009/12/29
00583	SCMP Group Ltd.	Bermuda	1990/06/29
01399	Scud Group Ltd.	Cayman Islands	2006/12/21
00491	See Corporation Ltd.	Bermuda	1992/06/10
00205	SEEC Media Group Ltd.	Cayman Islands	1993/01/05
00981	Semiconductor Manufacturing International Corporation	Cayman Islands	2004/03/18
00209	Sewco International Holdings Ltd.	Bermuda	2002/03/06
01812	Shandong Chenming Paper Holdings Ltd. – H Shares	PRC	2008/06/18
00568	Shandong Molong Petroleum Machinery Co. Ltd. – H Shares	PRC	2007/02/07
00719	Shandong Xinhua Pharmaceutical Co. Ltd. – H Shares	PRC	1996/12/31
02727	Shanghai Electric Group Co. Ltd. – H Shares	PRC	2005/04/28
02337	Shanghai Forte Land Co. Ltd. – H Shares	PRC	2004/02/06
00363	Shanghai Industrial Holdings Ltd.	Hong Kong	1996/05/30
00770	Shanghai International Shanghai Growth Investment Ltd.	Cayman Islands	1993/11/30
02006	Shanghai Jin Jiang Int'l Hotels (Group) Co. Ltd. – H Shares	PRC	2006/12/15
02345	Shanghai Prime Machinery Co. Ltd. – H Shares	PRC	2006/04/27
00755	Shanghai Zendai Property Ltd.	Bermuda	1992/10/27
00069	Shangri-La Asia Ltd.	Bermuda	1993/06/17
00081	Shell Electric Mfg (Holdings) Co. Ltd.	Hong Kong	1984/04/26
00851	Sheng Yuan Holdings Ltd.	Bermuda	1998/12/02
01080	Shengli Oil & Gas Pipe Holdings Ltd.	Cayman Islands	2009/12/18

## List of listed companies on Main Board (continued)

(End of 2009)

Code	Company name	Incorporation	Listing date
00829	Shenguan Holdings (Group) Ltd.	Cayman Islands	2009/10/13
00300	Shenji Group Kunming Machine Tool Co. Ltd. – H Shares	PRC	1993/12/07
00747	Shenyang Public Utility Holdings Co. Ltd. – H Shares	PRC	1999/12/16
00218	Shenyin Wanguo (H.K.) Ltd.	Hong Kong	n.a.
00548	Shenzhen Expressway Co. Ltd. – H Shares	PRC	1997/03/12
00106	Shenzhen High-Tech Holdings Ltd.	Bermuda	1986/03/24
00152	Shenzhen International Holdings Ltd.	Bermuda	1972/09/25
00604	Shenzhen Investment Ltd.	Hong Kong	1997/03/07
02313	Shenzhou International Group Holdings Ltd.	Cayman Islands	2005/11/24
00813	Shimao Property Holdings Ltd.	Cayman Islands	2006/07/05
02728	Shinhint Acoustic Link Holdings Ltd.	Cayman Islands	2005/07/14
00666	SHK Hong Kong Industries Ltd.	Hong Kong	1990/12/21
00103	Shougang Concord Century Holdings Ltd.	Hong Kong	1992/04/09
00730	Shougang Concord Grand (Group) Ltd.	Bermuda	1991/08/08
00697	Shougang Concord International Enterprises Co. Ltd.	Hong Kong	1991/04/30
00521	Shougang Concord Technology Holdings Ltd.	Hong Kong	1988/12/23
00983	Shui On Construction and Materials Ltd.	Bermuda	1997/02/03
00272	Shui On Land Ltd.	Cayman Islands	2006/10/04
00650	Shun Cheong Holdings Ltd.	Bermuda	1992/10/07
00253	Shun Ho Resources Holdings Ltd.	Hong Kong	n.a.
00219	Shun Ho Technology Holdings Ltd.	Hong Kong	1973/05/10
00242	Shun Tak Holdings Ltd.	Hong Kong	1973/01/25
01142	Siberian Mining Group Co. Ltd.	Cayman Islands	2002/11/08
00107	Sichuan Expressway Co. Ltd. – H Shares	PRC	1997/10/07
00811	Sichuan Xinhua Winshare Chainstore Co., Ltd. – H Shares	PRC	2007/05/30
00886	Silver Base Group Holdings Ltd.	Cayman Islands	2009/04/08
00171	Silver Grant International Industries Ltd.	Hong Kong	n.a.
02000	SIM Technology Group Ltd.	Bermuda	2005/06/30
00993	Simsen International Corporation Ltd.	Bermuda	1994/02/16
00244	Sincere Co. Ltd., The	Hong Kong	n.a.
00444	Sincere Watch (Hong Kong) Ltd.	Cayman Islands	2005/10/17
01105	Sing Tao News Corporation Ltd.	Bermuda	1996/07/10
00716	Singamas Container Holdings Ltd.	Hong Kong	1993/07/08
01177	Sino Biopharmaceutical Ltd.	Cayman Islands	2003/12/08
00395	Sino Dragon New Energy Holdings Ltd.	Cayman Islands	2002/10/28
00260	Sino Gas Group Ltd.	Hong Kong	n.a.
00361	Sino Golf Holdings Ltd.	Bermuda	2000/12/20
01221	Sino Hotels (Holdings) Ltd.	Cayman Islands	1995/03/08
02324	Sino Katalytics Investment Corporation	Cayman Islands	2003/10/27
00083	Sino Land Co. Ltd.	Hong Kong	1981/04/08
00766	Sino Prosper State Gold Resources Holdings Ltd.	Cayman Islands	2002/05/15
00223	Sino Resources Group Ltd.	Cayman Islands	2002/04/10
00346	Sino Union Energy Investment Group Ltd.	Bermuda	2001/04/19
00299	SinoCom Software Group Ltd.	Cayman Islands	2004/04/30
00476	Sinocop Resources (Holdings) Ltd.	Bermuda	1996/05/24
00297	Sinofert Holdings Ltd.	Bermuda	1996/09/30
00250	Sino-i Technology Ltd.	Hong Kong	n.a.
01168	Sinolink Worldwide Holdings Ltd.	Bermuda	1998/06/08
00623	SinoMedia Holding Ltd.	Hong Kong	2008/07/08
03377	Sino-Ocean Land Holdings Ltd.	Hong Kong	2007/09/28
00934	Sinopec Kantons Holdings Ltd.	Bermuda	1999/06/25
00338	Sinopec Shanghai Petrochemical Co. Ltd. – H Shares	PRC	1993/07/26
01033	Sinopec Yizheng Chemical Fibre Co. Ltd. – H Shares	PRC	1994/03/29
01099	Sinopharm Group Co. Ltd. – H Shares	PRC	2009/09/23
00724	Sino-Tech International Holdings Ltd.	Bermuda	2000/07/03
00598	Sinotrans Ltd. – H Shares	PRC	2003/02/13
00368	Sinotrans Shipping Ltd.	Hong Kong	2007/11/23
01195	Sinotronics Holdings Ltd.	Cayman Islands	2003/01/20
03808	Sinotruk (Hong Kong) Ltd.	Hong Kong	2007/11/28
00529	SiS International Holdings Ltd.	Bermuda	1992/08/18
00880	SJM Holdings Ltd.	Hong Kong	2008/07/16
00059	Skyfame Realty (Holdings) Ltd.	Bermuda	1993/11/16
00751	Skyworth Digital Holdings Ltd.	Bermuda	2000/04/07
02700	Smart Union Group (Holdings) Ltd.	Cayman Islands	2006/09/29
00315	SmarTone Telecommunications Holdings Ltd.	Bermuda	1996/10/31
00198	SMI Corporation Ltd.	Bermuda	1973/02/07
00410	SOHO China Ltd.	Cayman Islands	2007/10/08
00757	Solargiga Energy Holdings Ltd.	Cayman Islands	2008/03/31
01166	Solartech International Holdings Ltd.	Bermuda	1996/12/12
02878	Solomon Systech (International) Ltd.	Cayman Islands	2004/04/08
00878	Soundwill Holdings Ltd.	Bermuda	1997/03/21
00413	South China (China) Ltd.	Cayman Islands	1987/06/16
00619	South China Financial Holdings Ltd.	Hong Kong	1993/07/16
00265	South China Holdings Ltd.	Cayman Islands	n.a.
00726	South East Group Ltd.	Bermuda	1991/07/25
00076	South Sea Petroleum Holdings Ltd.	Hong Kong	1984/09/24
00252	Southeast Asia Properties & Finance Ltd.	Hong Kong	n.a.
00970	Sparkle Roll Group Ltd.	Bermuda	1997/09/18
00337	SPG Land (Holdings) Ltd.	Cayman Islands	2006/10/10
01207	SRE Group Ltd.	Bermuda	1999/12/10
02888	Standard Chartered PLC	England	2002/10/31
00485	Starlight International Holdings Ltd.	Bermuda	1988/04/12
00403	Starlite Holdings Ltd.	Bermuda	1993/03/03
01836	Stella International Holdings Ltd.	Cayman Islands	2007/07/06
00084	Stelux Holdings International Ltd.	Bermuda	1972/10/02
00852	Strong Petrochemical Holdings Ltd.	Cayman Islands	2009/01/12

## List of listed companies on Main Board (continued)

(End of 2009)

Code	Company name	Incorporation	Listing date
00211	Styland Holdings Ltd.	Bermuda	1991/12/05
00487	Success Universe Group Ltd.	Bermuda	1988/05/03
00912	Suga International Holdings Ltd.	Bermuda	2002/09/18
00365	Sun East Technology (Holdings) Ltd.	Bermuda	2000/10/16
00125	Sun Hing Vision Group Holdings Ltd.	Bermuda	1999/05/25
00086	Sun Hung Kai & Co. Ltd.	Hong Kong	1983/10/03
00016	Sun Hung Kai Properties Ltd.	Hong Kong	1972/09/08
00547	Sun Innovation Holdings Ltd.	Bermuda	1992/07/06
01063	SunCorp Technologies Ltd.	Bermuda	1994/05/10
02288	Sundart International Holdings Ltd.	Cayman Islands	2009/08/21
02336	Sunlink International Holdings Ltd.	Cayman Islands	2003/03/03
02382	Sunny Optical Technology (Group) Co. Ltd.	Cayman Islands	2007/06/15
00058	Sunway International Holdings Ltd.	Bermuda	1999/09/03
01228	Superb Summit International Timber Co. Ltd.	Cayman Islands	2001/09/18
00188	SW Kingsway Capital Holdings Ltd.	Bermuda	2000/09/15
00019	Swire Pacific Ltd.	Hong Kong	n.a.
01223	Symphony Holdings Ltd.	Bermuda	1995/03/01
02340	Synergis Holdings Ltd.	Bermuda	2003/10/09
01991	Ta Yang Group Holdings Ltd.	Cayman Islands	2007/06/08
00928	Tack Fat Group International Ltd.	Cayman Islands	2002/04/29
00611	Tack Hsin Holdings Ltd.	Bermuda	1993/02/12
00088	Tai Cheung Holdings Ltd.	Bermuda	1972/12/11
00146	Tai Ping Carpets International Ltd.	Bermuda	n.a.
00089	Tai Sang Land Development Ltd.	Hong Kong	1973/02/21
00665	Taifook Securities Group Ltd.	Bermuda	1996/08/06
01808	Tai-I International Holdings Ltd.	Cayman Islands	2007/01/11
00126	Tak Sing Alliance Holdings Ltd.	Bermuda	1991/11/01
00918	Takson Holdings Ltd.	Bermuda	1997/10/15
00693	Tan Chong International Ltd.	Bermuda	1998/07/07
00812	Tanrich Financial Holdings Ltd.	Bermuda	2002/01/30
00573	Tao Heung Holdings Ltd.	Cayman Islands	2007/06/29
00515	TC Interconnect Holdings Ltd.	Cayman Islands	2006/06/23
01136	TCC International Holdings Ltd.	Cayman Islands	1997/10/06
02618	TCL Communication Technology Holdings Ltd.	Cayman Islands	2004/09/27
01070	TCL Multimedia Technology Holdings Ltd.	Cayman Islands	1999/11/26
03823	Tech Pro Technology Development Ltd.	Cayman Islands	2007/09/06
00669	Techtronic Industries Co. Ltd.	Hong Kong	1990/12/17
00511	Television Broadcasts Ltd.	Hong Kong	1988/11/23
00204	Temujin International Investments Ltd.	Cayman Islands	2000/12/12
00700	Tencent Holdings Ltd.	Cayman Islands	2004/06/16
00093	Termbray Industries International (Holdings) Ltd.	Bermuda	1991/10/23
00277	Tern Properties Co. Ltd.	Hong Kong	n.a.
02678	Texhong Textile Group Ltd.	Cayman Islands	2004/12/09
00321	Texwinca Holdings Ltd.	Bermuda	1992/08/06
00990	Theme International Holdings Ltd.	Bermuda	1994/01/25
00028	Tian An China Investments Co. Ltd.	Hong Kong	1987/03/18
00266	Tian Teck Land Ltd.	Hong Kong	n.a.
00609	Tiande Chemical Holdings Ltd.	Cayman Islands	2006/10/27
00826	Tiangong International Co. Ltd.	Cayman Islands	2007/07/26
01065	Tianjin Capital Environmental Protection Group Co. Ltd.-H Sh	PRC	1994/05/17
00882	Tianjin Development Holdings Ltd.	Hong Kong	1997/12/10
03382	Tianjin Port Development Holdings Ltd.	Cayman Islands	2006/05/24
00819	Tianneng Power International Ltd.	Cayman Islands	2007/06/11
00756	Tianyi Fruit Holdings Ltd.	Cayman Islands	2008/07/10
00307	Tidetime Sun (Group) Ltd.	Bermuda	1992/12/02
00686	Time Infrastructure Holdings Ltd.	Bermuda	2000/04/13
01832	Times Ltd.	Cayman Islands	2007/07/16
00322	Tingyi (Cayman Islands) Holdings Corp.	Cayman Islands	1996/02/05
01192	Titan Petrochemicals Group Ltd.	Bermuda	1998/06/17
02383	TOM Group Ltd.	Cayman Islands	2004/08/04
00760	Tomorrow International Holdings Ltd.	Bermuda	1995/08/08
00258	Tomson Group Ltd.	Cayman Islands	n.a.
00698	Tongda Group Holdings Ltd.	Cayman Islands	2000/12/22
00978	Tonic Industries Holdings Ltd.	Cayman Islands	1997/10/16
00333	Top Form International Ltd.	Bermuda	1991/12/16
02323	Topsearch International (Holdings) Ltd.	Bermuda	2002/06/21
03886	Town Health International Holdings Co. Ltd.	Bermuda	2000/10/18
01083	Towngas China Co. Ltd.	Cayman Islands	2005/12/08
00903	TPV Technology Ltd.	Bermuda	1999/10/08
00536	Tradelink Electronic Commerce Ltd.	Hong Kong	2005/10/28
00062	Transport International Holdings Ltd.	Bermuda	n.a.
00696	TravelSky Technology Ltd. – H Shares	PRC	2001/02/07
00891	Trinity Ltd.	Bermuda	2009/11/03
00458	Tristate Holdings Ltd.	Bermuda	1988/01/06
00732	Truly International Holdings Ltd.	Cayman Islands	1991/07/29
00206	TSC Offshore Group Ltd.	Cayman Islands	2005/11/28
00417	Tse Sui Luen Jewellery (International) Ltd.	Bermuda	1987/06/30
00247	Tsim Sha Tsui Properties Ltd.	Hong Kong	1972/07/20
00168	Tsingtao Brewery Co. Ltd. – H Shares	PRC	1993/07/15
00518	Tungtex (Holdings) Co. Ltd.	Hong Kong	1988/12/15
00687	Tysan Holdings Ltd.	Bermuda	1991/03/26
00768	UBA Investments Ltd.	Cayman Islands	2000/01/18
00620	UDL Holdings Ltd.	Bermuda	1991/09/30
00690	Uni-Bio Science Group Ltd.	Cayman Islands	2001/11/12
00220	Uni-President China Holdings Ltd.	Cayman Islands	2007/12/17
00467	United Energy Group Ltd.	Bermuda	1992/04/08

## List of listed companies on Main Board (continued)

(End of 2009)

Code	Company name	Incorporation	Listing date
00399	United Gene High-Tech Group Ltd.	Cayman Islands	2000/08/23
03933	United Laboratories International Holdings Ltd., The	Cayman Islands	2007/06/15
00176	United Pacific Industries Ltd.	Bermuda	1994/04/28
00674	United Power Investment Ltd.	Bermuda	1991/01/25
00913	Unity Investments Holdings Ltd.	Cayman Islands	1999/10/27
01046	Universe International Holdings Ltd.	Bermuda	1999/07/20
00335	Upbest Group Ltd.	Cayman Islands	2000/10/18
00627	U-RIGHT International Holdings Ltd.	Bermuda	2000/11/13
00369	USI Holdings Ltd.	Bermuda	1973/02/07
01002	V.S. International Group Ltd.	Cayman Islands	2002/02/08
00821	Value Convergence Holdings Ltd.	Hong Kong	2001/04/09
00806	Value Partners Group Ltd.	Cayman Islands	2007/11/22
01001	Van Shung Chong Holdings Ltd.	Bermuda	1994/02/18
00015	Vantage International (Holdings) Ltd.	Bermuda	2000/09/08
00710	Varitronix International Ltd.	Bermuda	1991/07/01
02317	Vedan International (Holdings) Ltd	Cayman Islands	2003/06/27
01173	Veeko International Holdings Ltd.	Cayman Islands	1999/04/19
00539	Victory City International Holdings Ltd.	Bermuda	1996/05/13
01139	Victory Group Ltd.	Bermuda	1998/02/16
00422	Vietnam Manufacturing and Export Processing (Holdings) Ltd.	Cayman Islands	2007/12/20
03331	Vinda International Holdings Ltd.	Cayman Islands	2007/07/10
00922	Vision Tech International Holdings Ltd.	Bermuda	1999/12/21
01164	Vital Pharmaceutical Holdings Ltd.	Cayman Islands	2003/08/04
00195	Vitar International Holdings Ltd.	Cayman Islands	2008/11/12
00345	Vitasoy International Holdings Ltd.	Hong Kong	1994/03/30
01178	Vitop Bioenergy Holdings Ltd.	Cayman Islands	2003/02/10
00082	VODone Ltd.	Bermuda	1991/10/25
00318	Vongroup Ltd.	Cayman Islands	2001/10/09
00856	VST Holdings Ltd.	Cayman Islands	2002/05/09
00303	VTech Holdings Ltd.	Bermuda	1992/11/05
00727	VXL Capital Ltd.	Hong Kong	1998/01/16
00278	Wah Ha Realty Co. Ltd.	Hong Kong	1972/04/24
00159	Wah Nam International Holdings Ltd.	Bermuda	1985/07/05
01013	Wai Chun Group Holdings Ltd.	Bermuda	1997/02/03
00660	Wai Chun Mining Industry Group Co. Ltd.	Cayman Islands	1993/02/05
00610	Wai Kee Holdings Ltd.	Bermuda	1992/08/28
00897	Wai Yuen Tong Medicine Holdings Ltd.	Bermuda	1997/10/31
01386	Walker Group Holdings Ltd.	Cayman Islands	2007/06/07
01222	Wang On Group Ltd.	Bermuda	1995/02/28
02389	Wang Sing International Holdings Group Ltd.	Cayman Islands	2002/04/26
00151	Want Want China Holdings Ltd.	Cayman Islands	2008/03/26
00607	Warderly International Holdings Ltd.	Cayman Islands	2002/12/18
03393	Wasion Group Holdings Ltd.	Cayman Islands	2005/12/19
01161	Water Oasis Group Ltd.	Cayman Islands	2002/03/11
00021	Waytung Global Group Ltd.	Hong Kong	n.a.
02338	Weichai Power Co. Ltd. – H Shares	PRC	2004/03/11
02698	Weiqiao Textile Co. Ltd. – H Shares	PRC	2003/09/24
00382	Welling Holding Ltd.	Hong Kong	1993/12/20
00004	Wharf (Holdings) Ltd., The	Hong Kong	n.a.
00020	Wheelock and Co. Ltd.	Hong Kong	n.a.
00049	Wheelock Properties Ltd.	Hong Kong	n.a.
00273	Willie International Holdings Ltd.	Hong Kong	n.a.
03322	Win Hanverky Holdings Ltd.	Cayman Islands	2006/09/06
00474	Winbox International (Holdings) Ltd.	Cayman Islands	2006/06/06
00287	Winfair Investment Co. Ltd.	Hong Kong	n.a.
00063	Winfoong International Ltd.	Bermuda	1986/02/26
00302	Wing Hang Bank, Ltd.	Hong Kong	1993/07/02
00621	Wing Hing International (Holdings) Ltd.	Bermuda	1995/12/18
00876	Wing Lee Holdings Ltd.	Bermuda	1997/04/10
00289	Wing On Company International Ltd.	Bermuda	n.a.
01189	Wing On Travel (Holdings) Ltd.	Bermuda	1997/10/06
01036	Winsor Properties Holdings Ltd.	Cayman Islands	1996/11/08
00570	Winteam Pharmaceutical Group Ltd.	Hong Kong	1993/04/07
00720	Wo Kee Hong (Holdings) Ltd.	Bermuda	1991/07/16
00109	Wonderful World Holdings Ltd.	Bermuda	1998/01/12
00099	Wong's International (Holdings) Ltd.	Bermuda	1983/12/15
00532	Wong's Kong King International (Holdings) Ltd.	Bermuda	1989/07/10
00713	World Houseware (Holdings) Ltd.	Cayman Islands	1993/04/15
01889	Wuyi International Pharmaceutical Co. Ltd.	Cayman Islands	2007/02/01
01128	Wynn Macau, Ltd.	Cayman Islands	2009/10/09
03378	Xiamen International Port Co. Ltd. – H Shares	PRC	2005/12/19
00353	Xian Yuen Titanium Resources Holdings Ltd.	Cayman Islands	2001/07/26
02688	XinAo Gas Holdings Ltd.	Cayman Islands	2002/06/03
01899	Xingda International Holdings Ltd.	Cayman Islands	2006/12/21
00098	Xingfa Aluminium Holdings Ltd.	Cayman Islands	2008/03/31
00505	Xingye Copper International Group Ltd.	Cayman Islands	2007/12/27
00840	Xinjiang Tianye Water Saving Irrigation System Co Ltd -H Shares	PRC	2008/01/24
03833	Xinjiang Xinxin Mining Industry Co., Ltd. – H Shares	PRC	2007/10/12
00868	Xinyi Glass Holdings Ltd.	Cayman Islands	2005/02/03
02088	Xiwang Sugar Holdings Co. Ltd.	Bermuda	2005/12/09
00185	Xpress Group Ltd.	Hong Kong	1972/12/20
01368	Xtep International Holdings Ltd.	Cayman Islands	2008/06/03
00075	Y. T. Realty Group Ltd.	Bermuda	1984/11/12
00294	Yangtzekiang Garment Ltd.	Hong Kong	n.a.
01171	Yanzhou Coal Mining Co. Ltd. – H Shares	PRC	1998/04/01
00646	Yardway Group Ltd.	Cayman Islands	2002/03/28

## List of listed companies on Main Board *(continued)*

(End of 2009)

Code	Company name	Incorporation	Listing date
00406	Yau Lee Holdings Ltd.	Bermuda	1991/08/29
00259	Yeebo (International Holdings) Ltd.	Bermuda	1993/09/01
00375	YGM Trading Ltd.	Hong Kong	1988/01/25
02168	Yingde Gases Group Co. Ltd.	Cayman Islands	2009/10/08
00408	Yip's Chemical Holdings Ltd.	Cayman Islands	1991/08/22
02788	Yorkey Optical International (Cayman) Ltd.	Cayman Islands	2006/02/10
00629	Yue Da Mining Holdings Ltd.	Cayman Islands	2001/11/29
00551	Yue Yuen Industrial (Holdings) Ltd.	Bermuda	1992/07/02
01191	Yueshou Environmental Holdings Ltd.	Bermuda	1994/10/26
00123	Yuexiu Property Co. Ltd.	Hong Kong	1992/12/15
00613	Yugang International Ltd.	Bermuda	1993/11/12
00663	Yun Sky Chemical (International) Holdings Ltd.	Hong Kong	1990/11/30
00455	Yunnan Enterprises Holdings Ltd.	Cayman Islands	1992/03/30
01628	Yuzhou Properties Co. Ltd.	Cayman Islands	2009/11/02
01818	Zhaojin Mining Industry Co. Ltd. – H Shares	PRC	2006/12/08
00576	Zhejiang Expressway Co. Ltd. – H Shares	PRC	1997/05/15
00739	Zhejiang Glass Co. Ltd. – H Shares	PRC	2001/12/10
03928	Zhengzhou Gas Co. Ltd. – H Shares	PRC	2007/06/29
00672	Zhong An Real Estate Ltd.	Cayman Islands	2007/11/13
01064	Zhong Hua International Holdings Ltd.	Bermuda	1997/10/13
00909	Zhongda International Holdings Ltd.	Bermuda	2001/11/01
02379	Zhongtian International Ltd.	Cayman Islands	2004/09/22
01176	Zhuguang Holdings Group Co. Ltd.	Bermuda	1996/12/09
03898	Zhuzhou CSR Times Electric Co., Ltd. – H Shares	PRC	2006/12/20
02899	Zijin Mining Group Co., Ltd. – H Shares	PRC	2003/12/23
00763	ZTE Corporation – H Shares	PRC	2004/12/09
02371	ZZNode Technologies Co. Ltd.	Cayman Islands	2004/11/18

n.a. Information is not available



## List of listed companies on GEM

(End of 2009)

Code	Company name	Incorporation	Listing date
08131	abc Multiactive Ltd.	Bermuda	2001/01/31
08061	AcrossAsia Ltd.	Cayman Islands	2000/07/13
08210	Advanced Card Systems Holdings Ltd.	Cayman Islands	2003/11/10
08279	AGTech Holdings Ltd.	Bermuda	2004/01/19
08298	AKM Industrial Co. Ltd.	Hong Kong	2004/08/18
08212	Aptus Holdings Ltd.	Cayman Islands	2002/05/14
08213	Armitage Technologies Holding Ltd.	Cayman Islands	2003/03/18
08025	Asian Capital Resources (Holdings) Ltd.	Cayman Islands	1999/12/16
08148	Aurum Pacific (China) Group Ltd.	Cayman Islands	2004/01/09
08079	B.A.L. Holdings Ltd.	Bermuda	2001/10/15
08095	Beijing Beida Jade Bird Universal Sci-Tech Co. Ltd. - H Shs	PRC	2000/07/27
08167	Big Media Group Ltd.	Cayman Islands	2002/08/06
08035	Binhai Investment Co. Ltd.	Bermuda	2000/03/16
08247	Biosino Bio-Technology and Science Incorporation - H Shares	PRC	2006/02/27
08176	Blu Spa Holdings Ltd.	Cayman Islands	2002/02/19
08272	Byford International Ltd.	Cayman Islands	2003/06/27
08157	Capinfo Co. Ltd. - H Shares	PRC	2001/12/21
08066	Cardlink Technology Group Ltd.	Cayman Islands	2001/12/20
08235	CCID Consulting Co. Ltd. - H Shares	PRC	2002/12/12
08163	CCT Resources Holdings Ltd.	Cayman Islands	2002/03/07
08217	Changan Minsheng APLL Logistics Co., Ltd. - H Shares	PRC	2006/02/23
08208	Changmao Biochemical Engineering Co. Ltd. - H Shares	PRC	2002/06/28
08186	China Asean Resources Ltd.	Bermuda	2001/12/31
08129	China Bio Cassava Holdings Ltd.	Cayman Islands	2001/05/18
08158	China Bio-Med Regeneration Technology Ltd.	Cayman Islands	2001/07/18
08153	China Chief Cable TV Group Ltd.	Bermuda	2001/03/30
08206	China Cyber Port (International) Co. Ltd.	Cayman Islands	2002/11/15
08016	China Data Broadcasting Holdings Ltd.	Bermuda	2000/01/24
08175	China Digital Licensing (Group) Ltd.	Cayman Islands	2003/02/25
08166	China Eco-Farming Ltd.	Bermuda	2002/02/05
08055	China E-Learning Group Ltd.	Cayman Islands	2001/12/05
08053	China Electric Power Technology Holdings Ltd.	Cayman Islands	2004/08/06
08128	China Ground Source Energy Ltd.	Cayman Islands	2001/11/30
08178	China Information Technology Development Ltd.	Cayman Islands	2001/12/11
08270	China Leason Investment Group Co. Ltd.	Cayman Islands	2003/08/12
08161	China LotSynergy Holdings Ltd.	Bermuda	2001/10/26
08120	China Medical and Bio Science Ltd.	Cayman Islands	2001/04/10
08071	China Metal Resources Holdings Ltd.	Cayman Islands	2001/03/02
08306	China Nonferrous Metals Co. Ltd.	Bermuda	2005/02/28
08041	China Post E-Commerce (Holdings) Ltd.	Cayman Islands	2000/07/07
08117	China Primary Resources Holdings Ltd.	Cayman Islands	2001/12/13
08089	China Railway Logistics Ltd.	Bermuda	2000/05/18
08172	China Star Film Group Ltd.	Bermuda	2002/03/26
08171	China Trends Holdings Ltd.	Cayman Islands	2002/07/31
08156	China Vanguard Group Ltd.	Cayman Islands	2002/11/12
08006	China.com Inc.	Cayman Islands	2000/03/09
08233	CIG Yangtze Ports PLC	Cayman Islands	2005/09/16
08081	Computech Holdings Ltd.	Cayman Islands	2000/06/19
08052	Convenience Retail Asia Ltd.	Cayman Islands	2001/01/18
08032	Coolpoint Energy Ltd.	Cayman Islands	2000/04/06
08250	Core Healthcare Investment Holdings Ltd.	Cayman Islands	2004/06/18
08109	Creative Energy Solutions Holdings Ltd.	Bermuda	2002/01/31
08088	Crosby Capital Ltd.	Cayman Islands	2000/04/17
08243	Dahe Media Co. Ltd. - H Shares	PRC	2003/11/13
08007	DIGITALHONGKONG.COM	Cayman Islands	2000/04/17
08169	Eco-Tek Holdings Ltd.	Cayman Islands	2001/12/05
08220	Emcom International Ltd.	Cayman Islands	2002/11/12
08078	Emperor Entertainment Group Ltd.	Bermuda	2000/12/19
08182	Enviro Energy International Holdings Ltd.	Cayman Islands	2003/02/18
08086	ePRO Ltd.	Cayman Islands	2000/08/02
08043	ERA Holdings Global Ltd.	Cayman Islands	2001/06/28
08151	Essex Bio-Technology Ltd.	Cayman Islands	2001/06/27
08351	Eternite International Co. Ltd.	Bermuda	2009/10/07
08019	Everpride Biopharmaceutical Co. Ltd.	Cayman Islands	2001/07/20
08285	EVOIC Intelligent Technology Co. Ltd. - H Shares	PRC	2003/10/10
08048	Excel Technology International Holdings Ltd.	Bermuda	2000/06/30
08108	FAVA International Holdings Ltd.	Bermuda	2000/07/14
08317	Finet Group Ltd.	Cayman Islands	2005/01/07
08123	First China Financial Network Holdings Ltd.	Cayman Islands	2002/01/11
08050	FlexSystem Holdings Ltd.	Cayman Islands	2000/07/24
08126	G.A. Holdings Ltd.	Cayman Islands	2002/06/17
08271	Global Digital Creations Holdings Ltd.	Bermuda	2003/08/04
08060	Global Link Communications Holdings Ltd.	Cayman Islands	2002/11/13
08116	Global Resources Development (Holding) Ltd.	Cayman Islands	2000/07/25
08159	Glory Mark Hi-Tech (Holdings) Ltd.	Cayman Islands	2002/01/04
08190	Goldmond Holdings Ltd.	Cayman Islands	2002/02/08
08299	Grand T G Gold Holdings Ltd.	Cayman Islands	2004/09/23
08003	Great World Company Holdings Ltd.	Cayman Islands	1999/12/02
08292	HC International, Inc.	Cayman Islands	2003/12/17
08046	Heng Xin China Holdings Ltd.	Bermuda	2003/04/16
08137	Honbridge Holdings Ltd.	Cayman Islands	2002/01/08
08143	Hua Xia Healthcare Holdings Ltd.	Cayman Islands	2002/05/10
08009	iMerchants Ltd.	Hong Kong	2000/03/31
08082	Info Communication Holdings Ltd.	Cayman Islands	2001/11/02
08202	Inno – Tech Holdings Ltd.	Bermuda	2002/08/12
08118	International Entertainment Corporation	Cayman Islands	2000/07/31

## List of listed companies on GEM (continued)

(End of 2009)

Code	Company name	Incorporation	Listing date
08092	ITE (Holdings) Ltd.	Cayman Islands	2001/02/21
08165	Jian ePayment Systems Ltd.	Cayman Islands	2001/12/10
08305	Jiangchen International Holdings Ltd.	Cayman Islands	2009/10/08
08045	Jiangsu Nandasoft Technology Co. Ltd. – H Shares	PRC	2001/04/24
08049	Jilin Province Huinan Changlong Bio-pharmacy Co. Ltd. -H shs	PRC	2001/05/24
08203	Kaisun Energy Group Ltd.	Cayman Islands	2004/01/20
08196	Launch Tech Co. Ltd. – H Shares	PRC	2002/10/07
08221	Lee's Pharmaceutical Holdings Ltd.	Cayman Islands	2002/07/15
08017	Long Success International (Holdings) Ltd.	Bermuda	2000/08/17
08037	Longlife Group Holdings Ltd.	Cayman Islands	2004/06/17
08100	M Dream Inworld Ltd.	Cayman Islands	2001/12/31
08198	MelcoLot Ltd.	Cayman Islands	2002/05/17
08239	Ming Kei Holdings Ltd.	Bermuda	2002/11/15
08266	Mobile Telecom Network (Holdings) Ltd.	Cayman Islands	2003/05/09
08188	Mudan Automobile Shares Co. Ltd. – H Shares	PRC	2001/12/18
08287	Nanjing Sample Technology Co. Ltd. – H Shares	PRC	2004/06/09
08256	Netel Technology (Holdings) Ltd.	Cayman Islands	2002/12/20
08068	New Universe International Group Ltd.	Cayman Islands	2000/05/18
08249	Ningbo Yidong Electronic Co. Ltd. – H Shares	PRC	2003/11/14
08080	North Asia Strategic Holdings Ltd.	Bermuda	2000/04/20
08197	Northeast Tiger Pharmaceutical Co. Ltd. – H Shares	PRC	2002/02/28
08325	Oriental City Group Holdings Ltd.	Cayman Islands	2009/08/28
08047	Palmpay China (Holdings) Ltd.	Bermuda	2001/11/01
08173	Pan Asia Mining Ltd.	Cayman Islands	2002/05/09
08248	Perception Digital Holdings Ltd.	Cayman Islands	2009/12/16
08013	Pine Technology Holdings Ltd.	Bermuda	1999/11/26
08011	Polyard Petroleum International Group Ltd.	Cayman Islands	2002/07/12
08236	Powerleader Science & Technology Group Ltd. – H Shares	PRC	2002/12/12
08026	Prosten Technology Holdings Ltd.	Cayman Islands	2000/03/28
08015	Qianlong Technology International Holdings Ltd.	Cayman Islands	1999/12/17
08136	Richfield Group Holdings Ltd.	Cayman Islands	2002/05/21
08075	Rojam Entertainment Holdings Ltd.	Bermuda	2001/05/31
08253	Sanmenxia Tianyuan Aluminum Co. Ltd. – H Shares	PRC	2004/07/13
08200	Sau San Tong Holdings Ltd.	Cayman Islands	2003/11/19
08150	Seamless Green China (Holdings) Ltd.	Bermuda	2001/08/10
08258	Shaanxi Northwest New Technology Industry Co. Ltd. -H Shares	PRC	2003/07/03
08058	Shandong Luoxin Pharmacy Stock Co. Ltd. – H Shares	PRC	2005/12/09
08199	Shandong Weigao Group Medical Polymer Co. Ltd. – H Shares	PRC	2004/02/27
08102	Shanghai Fudan Microelectronics Co. Ltd. – H Shares	PRC	2000/08/04
08231	Shanghai Fudan-Zhangjiang Bio-Pharmaceutical Co. Ltd. -H Shs	PRC	2002/08/13
08205	Shanghai Jiada Withub Information Industrial Co Ltd – H Shs	PRC	2002/07/31
08115	Shanghai Qingpu Fire-Fighting Equipment Co. Ltd. – H Shares	PRC	2004/06/30
08251	Shanghai Tonva Petrochemical Co., Ltd. – H Shares	PRC	2005/07/13
08286	Shanxi Changcheng Microlight Equipment Co. Ltd. – H Shares	PRC	2004/05/18
08230	Shenzhen Dongjiang Environmental Co. Ltd. – H Shares	PRC	2003/01/29
08301	Shenzhen Mingwah Aohan High Technology Corp. Ltd. – H Shares	PRC	2004/07/07
08329	Shenzhen Neptunus Interlong Bio-Technique Co. Ltd. -H Shares	PRC	2005/09/12
08076	Sing Lee Software (Group) Ltd.	Bermuda	2001/09/05
08065	Sino Haijing Holdings Ltd.	Cayman Islands	2003/06/25
08296	Sino-Life Group Ltd.	Cayman Islands	2009/09/09
08010	SMI Publishing Group Ltd.	Cayman Islands	2000/06/01
08111	Soluteck Holdings Ltd.	Cayman Islands	2001/01/03
08226	Sonavox International Holdings Ltd.	Cayman Islands	2002/07/19
08155	South China Land Ltd.	Cayman Islands	2002/07/18
08029	Sun International Group Ltd.	Cayman Islands	2000/12/14
08008	Sunevision Holdings Ltd.	Cayman Islands	2000/03/17
08083	SYSCAN Technology Holdings Ltd.	Bermuda	2000/04/14
08103	Tai Shing International (Holdings) Ltd.	Cayman Islands	2000/09/08
08051	TeleEye Holdings Ltd.	Cayman Islands	2001/05/08
08096	ThinSoft (Holdings) Inc.	Cayman Islands	2002/02/27
08119	Thiz Technology Group Ltd.	Cayman Islands	2001/07/27
08348	Tianjin Binhai Teda Logistics (Group) Corporation Ltd.-H Shs	PRC	2008/04/30
08189	Tianjin TEDA Biomedical Engineering Co. Ltd. – H Shares	PRC	2002/06/18
08290	Tianjin Tianlian Public Utilities Co., Ltd. – H Shares	PRC	2004/01/09
08028	Timeless Software Ltd.	Hong Kong	1999/11/25
08022	TLT Lottotainment Group Ltd.	Hong Kong	2001/08/13
08069	Tong Ren Tang Technologies Co. Ltd. – H Shares	PRC	2000/10/31
08063	Trasy Gold Ex Ltd.	Cayman Islands	2000/12/07
08229	Tungda Innovative Lighting Holdings Ltd.	Cayman Islands	2002/07/26
08091	Universal Technologies Holdings Ltd.	Cayman Islands	2001/10/26
08192	UURG Corporation Ltd.	Bermuda	2002/11/29
08225	Venturepharm Laboratories Ltd.	Cayman Islands	2003/07/10
08228	Vertex Group Ltd.	Cayman Islands	2002/10/17
08340	Vinco Financial Group Ltd.	Cayman Islands	2008/05/20
08033	Vodatel Networks Holdings Ltd.	Bermuda	2000/02/25
08021	WLS Holdings Ltd.	Cayman Islands	2001/12/07
08277	Wumart Stores, Inc. – H Shares	PRC	2003/11/21
08227	Xi'an Haitian Antenna Technologies Co. Ltd. – H Shares	PRC	2003/11/05
08130	Xing Lin Medical Information Technology Co. Ltd.	Bermuda	2002/08/26
08259	Yantai North Andre Juice Co. Ltd. – H Shares	PRC	2003/04/22
08319	Yusei Holdings Ltd.	Cayman Islands	2005/10/13
08005	Yuxing InfoTech Holdings Ltd.	Bermuda	2000/01/31
08106	Zheda Lande Scitech Ltd. – H Shares	PRC	2002/05/03
08273	Zhejiang Prospect Co. Ltd. – H Shares	PRC	2004/02/18

## List of listed companies on GEM *(continued)*

(End of 2009)

Code	Company name	Incorporation	Listing date
08331	Zhejiang Shibao Co. Ltd. – H Shares	PRC	2006/05/16
08211	Zhejiang Yonglong Enterprises Co. Ltd. – H Shares	PRC	2002/11/08
08070	Zhongyu Gas Holdings Ltd.	Cayman Islands	2001/06/05
08085	ZMAY Holdings Ltd.	Cayman Islands	2002/03/07

## List of exchange traded funds

(End of 2009)

Code	Name	Listing date
02819	ABF Hong Kong Bond Index Fund	20050621
02821	ABF Pan Asia Bond Index Fund	20050707
03087	db x-trackers FTSE Vietnam ETF	20090708
03007	db x-trackers FTSE/Xinhua China 25 ETF	20090708
02848	db x-trackers MSCI Korea TRN Index ETF	20090708
03036	db x-trackers MSCI Taiwan TRN Index ETF	20090630
03020	db x-trackers MSCI USA TRN Index ETF	20090708
03015	db x-trackers S&P CNX NIFTY ETF	20090708
03011	db x-trackers US Dollar Money Market ETF	20090827
02838	Hang Seng FTSE/Xinhua China 25 Index ETF	20050608
02828	Hang Seng H-Share Index ETF	20031210
02833	Hang Seng Index ETF	20040921
02836	iShares BSE SENSEX India Index ETF	20061102
02846	iShares CSI 300 A-Share Index ETF	20091118
03050	iShares CSI A-Share Energy Index ETF	20091118
02829	iShares CSI A-Share Financials Index ETF	20091118
03006	iShares CSI A-Share Infrastructure Index ETF	20091118
03039	iShares CSI A-Share Materials Index ETF	20091118
02823	iShares FTSE/ Xinhua A50 China Index ETF	20041118
03010	iShares MSCI Asia APEX 50 Index ETF	20090423
03032	iShares MSCI Asia APEX Mid Cap Index ETF	20090423
03004	iShares MSCI Asia APEX Small Cap Index ETF	20090423
02801	iShares MSCI China Index ETF	20011128
02802	iShares MSCI Emerging Asia Index ETF	20090423
04362	iShares MSCI South Korea Index Fund #	20010502
04363	iShares MSCI Taiwan Index Fund #	20010502
02809	Lyxor ETF Commodities CRB (Reuters/Jefferies CRB Index)	20070426
02806	Lyxor ETF FTSE RAFI Europe	20080603
02803	Lyxor ETF FTSE RAFI US 1000	20080603
02814	Lyxor ETF Japan (TOPIX)	20080603
02815	Lyxor ETF MSCI AC Asia-Pacific ex Japan	20070418
02820	Lyxor ETF MSCI Emerging Markets	20080603
02810	Lyxor ETF MSCI India	20070426
02813	Lyxor ETF MSCI Korea	20070426
02837	Lyxor ETF MSCI Taiwan	20080603
02812	Lyxor ETF MSCI World	20070418
02826	Lyxor ETF NASDAQ-100	20070426
02831	Lyxor ETF Russia (DJ RUSINDEX TITANS 10)	20070521
03002	Polaris Taiwan Top 50 Tracker Fund (H.K.)	20090819
02840	SPDR GOLD TRUST	20080731
02800	Tracker Fund of Hong Kong	19991112
03046	Value China ETF	20091215
02827	W.I.S.E – CSI 300 China Tracker	20070717
02825	W.I.S.E. – CSI HK 100 Tracker	20080515
03024	W.I.S.E. – SSE50 China Tracker	20090415

# Under the pilot programme for trading only stock

## Technical notes to tables

### 1. Annual turnover velocity

$$\text{Annual turnover velocity} = \frac{\text{Annual market turnover in value}}{\text{Total market capitalisation}} \times 100\%$$

### 2. Average book value ratio

$$\text{Average book value ratio} = \frac{\text{Total market capitalisation}}{\text{Total net assets of all listed stocks}}$$

### 3. Average dividend yield

$$\text{Average dividend yield} = \frac{\sum(\text{DPS} \times \text{No. of issued shares})}{\sum(\text{Closing price} \times \text{No. of issued shares})} \times 100\%$$

Dividend per share (DPS) is annualised and adjusted as and when bonus and rights issues, share splits and consolidations are made.

Number of issued shares represents year end number.

### 4. Average price earning ratio

$$\text{Average P/E Ratio} = \frac{\sum(\text{Closing price} \times \text{No. of issued shares})}{\sum(\text{EPS} \times \text{No. of issued shares})}$$

Earnings per share (EPS) is derived by dividing the consolidated profit after taxation less minority interests and preference dividends and before extraordinary items by the weighted average of number of issued shares during the corresponding financial year.

EPS is annualised and adjusted as and when bonus and rights issues, share splits and consolidations are made.

Number of issued shares represents year end number.

### 5. China-controlled company (Red Chip)

A company is deemed to be China-controlled company (Red Chip), if

- (1) the company has at least 30% shareholding held in aggregate directly by Mainland China entities, and/or through companies which are controlled by Mainland China entities. Or
- (2) the company has below 30% but 20% or above shareholding held in aggregate directly by Mainland China entities, and/or through companies which are controlled by Mainland China entities and, there is a strong influential presence, on a judgmental basis, on the company's board of directors.

Mainland China entities include state-owned organisations and entities controlled by provincial or municipal authorities.

### 6. Contract volume (options)

The number of contracts traded, counted on a one-way basis.



**7. Foreign company**

A company that is incorporated overseas AND has a majority of its business outside Hong Kong and China.

**8. H shares**

Shares issued by a PRC issuer under PRC law and listed on the Stock Exchange of Hong Kong, the par value of which is denominated in Renminbi, and which are subscribed for and traded in Hong Kong dollars.

**9. Listed company**

A company in respect of which all or some of the equity securities are listed on the Stock Exchange of Hong Kong.

**10. Number of listed securities**

The total number of ordinary shares, preferred ordinary/preference shares, warrants, debt securities and unit trust/mutual fund listed on the Stock Exchange of Hong Kong.

**11. Open interest (options)**

The total number of options contracts which are outstanding, i.e. not closed or exercised, as at the relevant date.

**12. Premium (options)**

Total amount payable by holders and payable to writers of options contracts in aspect of the writing of those contracts.

**13. Total market capitalisation**

The aggregate capitalisation of all listed companies which are regarded as domestic companies except those under suspension for over one year.

**14. Trading volume and value**

Figures of trading volume and value are counted on a one-way basis.

## Acronyms

AMS	Automatic Order Matching and Execution System
AMS/3	Automatic Order Matching and Execution System / Third Generation
CBBC	Callable Bull/Bear Contract
CCASS	Central Clearing and Settlement System
CNS	Continuous Net Settlement
DCASS	Derivatives Clearing and Settlement System
DW	Derivative Warrant
ELI	Equity Linked Instrument
ETF	Exchange Traded Fund
EW	Equity Warrant
GEM	Growth Enterprise Market
HIBOR	Hong Kong Interbank Offered Rate
HKATS	Hong Kong Futures Automated Trading System
HKCC	HKFE Clearing Corporation Ltd
HKCE	Hong Kong Commodity Exchange Ltd
HKEx	Hong Kong Exchanges and Clearing Ltd
HKFE	Hong Kong Futures Exchange Ltd
HKMA	Hong Kong Monetary Authority
HKSCC	Hong Kong Securities Clearing Co Ltd
HSCCI	Hang Seng China-Affiliated Corporations Index
HSCEI	Hang Seng China Enterprises Index
HSCI	Hang Seng Composite Index
HSKCI	Hang Seng Hong Kong Composite Index
HSI	Hang Seng Index
HSICS	Hang Seng Industry Classification System
HSMCI	Hang Seng Mainland Composite Index
iIPO	Internet Initial Public Offering
IPO	Initial public offering
ISI	Investor settlement instruction
NASDAQ	National Association of Securities Dealer Automated Quotations
ORS	Order Routing System
P/E ratio	Price / earnings ratio
REITs	Real Estate Investment Trusts
S&P	Standard and Poors
SEHK	Stock Exchange of Hong Kong Ltd, The
SEOCH	SEHK Options Clearing House Ltd, The
SFC	Securities and Futures Commission, The
SFO	Securities and Futures Ordinance
SI	Settlement instruction
TOPS	Traded OPTions System